

=2020-2021=
MINNESOTA WILD
TEAM GUIDE



DEDICATION



TOM HANNEMAN

1952-2020

One of the most versatile and familiar voices in Minnesota sports broadcasting, Tom Hanneman's career spanned 50 years—beginning in 1970 as a disc jockey at Minnesota State University, then as a reporter with WCCO-TV. He was in our living rooms for two Viking Super Bowl appearances, Maroon & Gold Bowl games, the 1987 World Championship run for the hometown Twins and the dramatic National Championship title for Gopher hockey "Pride on Ice" in 1979. After 16 years, Tom left WCCO-TV to join a new team in town. In 1989 he joined the NBA Timberwolves as their TV and Radio host/reporter; he spent 23 years covering the Wolves. From there, he transitioned to working for Wild TV home FOX Sports North, where he became the face of the network. There, he reported on the Wild and all of Minnesota's hometown teams, including hosting several "Hockey Day Minnesota" telecasts and many Wild pre- and post-games from the studio. Tom was a nine-time Emmy award winner.

We cherish our memories of Tom, his humor, his kindness and his selflessness. He taught the people around him what it meant to be a good friend. Tom was a friend to all, but his lasting legacy, and what he was most proud of, was his family. His wife Nancy, his children Adam, Courtney and Kyle, and his five grandchildren. It was being a husband, father, and grandfather that brought him the most joy. Tom Hanneman impacted so many people and he will be forever missed.





CONTENTS

2020-21 MINNESOTA WILD TEAM GUIDE OFFICIAL PUBLICATION OF THE MINNESOTA WILD

MANAGING EDITOR
AARON SICKMAN

CONTENT DESIGN
MEGAN KOGUT

GRAPHIC DESIGN & LAYOUT
MATT MINNICHSOFFER

SPECIAL THANKS
NATIONAL HOCKEY LEAGUE, ELIAS SPORTS BUREAU

PHOTOGRAPHY
BRUCE KLUCKHOHN, HANNAH FOSLIEN, GETTY IMAGES

COPYRIGHT © 2021
MINNESOTA WILD

The information contained in this publication was compiled by the Minnesota Wild and is provided as a courtesy to our fans and the media, and may be used for personal and editorial purposes only. Any commercial use of this information is prohibited without the prior written consent of the Minnesota Wild Hockey Club. All NHL and team insignias depicted in this publication are the property of NHL Enterprises, Inc. and the respective teams and may not be reproduced for commercial purposes without the prior written consent of NHL Enterprises, Inc.

Staff Directory.....	4	Alex Stalock	74
Xcel Energy Center	8	Nico Sturm.....	76
Team Identity	9	Ryan Suter.....	78
Wild in the Community	10	Cam Talbot	80
Minnesota Wild Foundation	12	Mats Zuccarello	82
TEAM MANAGEMENT		In The System.....	84
Craig Leipold	14	Future Wild	97
Executive Management.....	15	How the Wild Was Built.....	104
Bill Guerin/Tom Kurvers.....	22	Iowa Wild	105
Hockey Operations.....	23	Allen Americans	106
Dean Evason	30	TEAM HISTORY	
Assistant Coaches.....	31	2019-20 Season Notes	100
Equipment & Training Staff.....	33	2019-20 Game-By-Game.....	110
Medical Team.....	37	2019-20 Stat Breakdown.....	111
THE PLAYERS		2019-20 Final Stats	114
Nick Bjugstad	40	2019-20 Home/Road Splits.....	115
Nick Bonino.....	42	2019-20 Season Highs & Lows	116
Jonas Brodin	44	2019-20 Injury Report	117
Matt Dumba	46	2019-20 Transactions	118
Joel Eriksson Ek.....	48	Last Time Stats	119
Kevin Fiala	50	2018-19 Minnesota Wild	120
Marcus Foligno.....	52	2017-18 Minnesota Wild	122
Jordan Greenway	54	2016-17 Minnesota Wild	124
Ryan Hartman	56	2015-16 Minnesota Wild	126
Brad Hunt	58	2014-15 Minnesota Wild	128
Kirill Kaprizov.....	62	2013-14 Minnesota Wild	130
Zach Parise.....	64	2012-13 Minnesota Wild	133
Greg Pateryn.....	66	2011-12 Minnesota Wild	134
Victor Rask	68	2010-11 Minnesota Wild	136
Carson Soucy	70	2009-10 Minnesota Wild	138
Jared Spurgeon	72	2008-09 Minnesota Wild	140

CONTENTS



2007-08 Minnesota Wild	142
2006-07 Minnesota Wild	144
2005-06 Minnesota Wild	146
2003-04 Minnesota Wild	148
2002-03 Minnesota Wild	150
2001-02 Minnesota Wild	152
2000-01 Minnesota Wild	154
Draft History	156
All-Time Awards and Accolades	162
All-Time Streaks	163
All-Time Sweater Numbers	164
All-Time Roster	166
All-Time Roster By Country	168

RECORDS

Record Book	170
All-Time Attendance	181
Year-By-Year Results	182
Team Records	184
All-Time Leaders	186
Single-Season Leaders	188
All-Time Overtime Results	190
All-Time Shootout Results	193
All-Time Shutouts	196
Individual Milestones	198
All-Time Hat Tricks/Penalty Shots	199
All-Time Leaders vs. Wild	200

THE PLAYOFFS

2020 Playoffs.....	202
2018 Playoffs.....	204
2017 Playoffs.....	206
2016 Playoffs.....	208
2015 Playoffs.....	210
2014 Playoffs.....	212
2013 Playoffs	214
2008 Playoffs	216
2007 Playoffs	218
2003 Playoffs	220
Playoff Record Book	223
All-Time Playoff Scoring & Goaltending.....	232
All-Time Playoff Leaders.....	234
Playoff Firsts	235

THE NHL

NHL Directory	238
All-Time Record vs. Opponents	239
Anaheim Ducks	240
Arizona Coyotes	241
Boston Bruins	242
Buffalo Sabres	243
Calgary Flames	244
Carolina Hurricanes	245
Chicago Blackhawks	246
Colorado Avalanche	247
Columbus Blue Jackets	248
Dallas Stars	249
Detroit Red Wings	250
Edmonton Oilers	251
Florida Panthers	252
Los Angeles Kings	253
Montreal Canadiens	254
Nashville Predators	255
New Jersey Devils	256
New York Islanders	257
New York Rangers	258
Ottawa Senators	259
Philadelphia Flyers	260
Pittsburgh Penguins	261
San Jose Sharks	262
St. Louis Blues	263
Tampa Bay Lightning	264
Toronto Maple Leafs	265
Vancouver Canucks	266
Vegas Golden Knights.....	267
Washington Capitals	268
Winnipeg Jets	269
NHL Critical Dates	270
NHL Officials	271

TEAM MEDIA

Media Policies and Procedures	274
Media Relations Team	275
Television Information	276
Television Announcers	277
Radio Information	279
Wild Radio Network	280
Radio Announcers	281
2020-21 Schedule	282



STAFF DIRECTORY

MINNESOTA WILD HOCKEY CLUB

317 WASHINGTON STREET | SAINT PAUL, MN 55102

PHONE: (651) 602-6000 | FAX: (651) 222-1055 | TICKETS: (651) 222-WILD (9453) | WILD.COM

Board Members:

Craig Leipold (Owner/Governor), Kyle Leipold, Quinn Martin, Mark Pacchini, Dan Bowen, Steve Uline

Limited Partners:

Robert Hubbard, Stanley E. Hubbard, Stanley S. Hubbard, Horace H Irvine III, Robert Marvin, Jr., Ford Nicholson, Todd Nicholson, Vance Opperman and Michael Reilly

EXECUTIVE MANAGEMENT

Owner/Governor.....	Craig Leipold
General Manager.....	Bill Guerin
President and Alternate Governor.....	Matt Majka
Chief Financial Officer and Executive Vice President.....	Jeff Pellegrom
Executive Advisor.....	Mike Modano
Executive Vice President, Business Development.....	Jamie Spencer
Senior Vice President, Corporate Partnerships and Retail Management.....	Carin Anderson
Senior Vice President, Marketing and Ticket Sales.....	Mitch Helgeson
Vice President, Customer Service and Retention.....	Maria Troje
Vice President, Facility Administration/General Manager, RiverCentre.....	Jim Ibister
Vice President, Finance and Controller.....	Trevor Shannon
Vice President, General Counsel.....	Steve Weinreich
Vice President/General Manager, Xcel Energy Center.....	Jack Larson
Vice President, People Strategy & Experience.....	Leah Pitztenberger
President, Iowa Wild.....	Todd Frederickson
Executive Assistant.....	Deb Hanson
Executive Assistant.....	Stephanie Huseby

HOCKEY OPERATIONS

Assistant General Manager.....	Tom Kurvers
Assistant to the General Manager.....	Michael Murray
Senior Advisor to the General Manager.....	Jack Ferreira
Senior Advisor to the General Manager.....	Randy Sexton
Head Coach.....	Dean Evason
Assistant Coach.....	Bob Woods
Assistant Coach.....	Darby Hendrickson
Assistant Coach.....	Brett McLean
Goaltending Coach.....	Frederic Chabot
Strength and Conditioning Coach M.Ed., C.S.C.S.....	Sean Skahan
Video Coach.....	Jonas Plumb
Skating and Skills Coach.....	Andy Ness
Director of Player Development.....	Brad Bombardir
Assistant Director of Player Development.....	Matt Hendricks
Director of Team Operations.....	Andrew Heydt
Director of Hockey Operations.....	Chris O'Hearn
Director of Hockey Analytics.....	Mat Sells
Video Scouting Coordinator.....	TJ Jindra
Hockey Operations Administrator.....	Cindy Sweiger
Director of Pro Scouting.....	Chris Kelleher
Pro Scouts.....	Mark Mowers, Richard Park
Director of European Scouting.....	Ricard Persson
European Scouts.....	Ladislav Benysek, Max Kolu, Ivan Nepriyev
Director of Amateur Scouting.....	Judd Brackett
Amateur Scouts.....	Patrick Baum, David Chiarelli, Christopher Hamel, Brian Hunter, Guy Lapointe, Dan LeBlanc, Dan Palango
Head Athletic Trainer.....	John Worley
Head Equipment Manager.....	Tony DaCosta
Assistant Athletic Trainer and Massage Therapist.....	Travis Green
Assistant Athletic Trainer.....	Philip E. Watson
Assistant Strength and Conditioning Coach.....	Trey Saari
Assistant Equipment Managers.....	Rick Bronwell, Matt Benz
Medical Director.....	Dr. Sheldon Burns

STAFF DIRECTORY



Team Physician.....	Dr. Dan Peterson
Orthopedic Surgeons.....	Dr. Joel Boyd, Dr. Brad Nelson
Craniofacial Surgeon.....	Dr. David Hamlar
Neurologist.....	Dr. Sonia Coelho Mosch
Team Dentist.....	Dr. Mike Pelke

BRAND AND GAME PRODUCTION

Senior Brand Advisor.....	John Maher
Senior Manager, Creative Services.....	Matt Minnichsoffer
Senior Graphic Designer.....	Allison Thompson
Team Curator.....	Roger Godin

DIGITAL AND BROADCASTING

Director, Digital Marketing and Broadcast.....	Kate Piedade
Senior Manager, Broadcast.....	Maggie Kukar
Executive Producer - Video.....	Paul Loomis
Producer.....	Chris Barriere
Executive Producer and Host - Radio.....	Kevin Falness
Radio Play by Play.....	Bob Kurtz
Radio Analyst.....	Tom Reid
Television Play by Play.....	Anthony LaPanta
Television Analysts.....	Ryan Carter, Lou Nanne, Mark Parrish, Wes Walz
Manager, Production Facilities Operations.....	Hank Dolan
Video Animator/Editor.....	Chad Gilmour
Videographer/Editors.....	Brandon McCauley, Dustin Peterson
Coordinator Digital Content.....	Dan Myers
Social Media Specialist.....	Erin Loughrey

COMMUNITY RELATIONS

Director, Community Relations and Hockey Partnerships.....	Wayne Petersen
Coordinator, Hockey Partnerships.....	Kalli Funk
Coordinator, Community Relations.....	Andrew Wolf
Learn To Play Manager.....	Keith Ballard

CORPORATE PARTNERSHIPS & SUITE SALES

Director, Corporate Partnerships.....	Bryan Bellows
Director, Corporate Partnership Activation.....	Ed Souter
Account Executive.....	Rob Bovee, Doug Ferguson, Trevor Wallace
Senior Partnership Activation Coordinator.....	Tim Groth
Partnership Activation Coordinators.....	Erika Lone, Katie Amys
Partnership Fulfillment Coordinator.....	Rich Sanislo
Senior Manager, Premium Sales.....	Mark Fasching
Suite Sales Account Executive.....	Stefan Driedger

FAN RELATIONS

Director, Customer Service and Retention.....	Erica McKenzie
Senior Account Executive, Fan Relations.....	Tyler Johnson, Sadie Lundquist
Event Administrator.....	Tawnya Vidnovic
Account Executives, Fan Relations.....	Jeffrey Baidoo, Nick Catton, Emma Dufault, Sarah Scinto
Senior Premium Services Executive.....	Jared Jenkins, Ryan Kronebusch

HUMAN RESOURCES

Director, Human Resources - Talent and Culture.....	Emily Steuerwald
---	------------------

INFORMATION TECHNOLOGY

Senior IT Manager.....	Mike Vevea
IT Manager.....	Rick Jacobson
IT Generalist.....	Jim Malone



STAFF DIRECTORY

LEGAL

Manager of Legal Affairs.....Joshua Siskin

MINNESOTA WILD FOUNDATION

Executive Director.....Rachel Schuldt

Development Assistant.....Jessica Blum

MEDIA AND PUBLIC RELATIONS

Director of Media Relations.....Aaron Sickman

Media Relations Specialist.....Megan Kogut

MARKETING

Senior Director, Marketing.....Sarah Leeth

Senior Manager, Marketing.....Bridget Johnson

Senior Manager, Brand Activation & Events.....Jim Vanek

Senior Business Analyst.....Matt Bergstrom, Bjorn Kadlec

Manager, Game Presentation.....Sean Zeller

Demand Generation Analyst.....Bryant Hafemeyer

Email Marketing Specialist.....Katie Vannelli

CRM Coordinator.....Tomas Benzo

Mascot Coordinator.....Robert Hathaway

Digital Video Content Specialist.....Matt Hussey

RETAIL OPERATIONS

Senior Manager, Retail Operations.....Scott Sarkis

Senior Buyer.....Jennifer Meyers

Store Manager, Xcel Energy Center Hockey Lodge.....Emily Casey-Hare

Store Manager, Southdale Hockey Lodge.....Jerry Hudson

Manager, Retail Warehouse.....Mitch Krueger

Merchandise Website Specialist.....Ryan Geris

Retail Sales Leads.....Missy Krohn, Shelby Rasmussen

Retail Warehouse Lead.....Bob Wallum

TICKET OPERATIONS

Director, Ticket Operations & Business Analytics.....Chris Turns

Senior Manager, Ticket Sales.....AJ Tomeny

Ticket & Business Ops Analyst.....Brett Miller

Senior Account Executive, New Business Development.....Alena Jasinski

Senior Account Executive, New Business Development.....Chris Malek

Account Executives, New Business Development.....Ralph Kratochvil, Kean Ludvick, Corey Scaturro, Jessica Weiner

STAFF DIRECTORY



SAINT PAUL ARENA COMPANY

Senior Director, Operations.....Mark Stoffel

Senior Director, Planning and Public Affairs.....Bill Huepenbecker

Director, Operations.....Matt Fujinaka

Director, Event Development.....Bryan Miller

Director, Booking Administration.....Susan Hubbard

Director, Event Management & RiverCentre Marketing.....Kate Setley

Director, Sales & Marketing, Xcel Energy Center.....Kelly McGrath

Director, Guest Experience.....Rachael Johnson

Director, Ticket Operations.....Kristina Meier

Director, Suite Service & Premium Operations.....Keri Johnson

Director, RiverCentre Sales.....Gabe Clendenen

Senior Manager, Digital, Public & Media Relations XEC, RC & RWA.....Jora Bart

Senior Box Office Manager, Operations.....Micki Tschida

Senior Manager, Suite Service & Premium Operations.....Bree Oslin

Senior Manager, Guest Experience.....Tracy Watson

Marketing Manager.....Anette Andruss

Marketing Media Specialist.....Nellie Gosh

Administrative Assistant, Xcel Energy Center.....Shannon Belflower

Manager, Guest Experience.....Jen Hazzard, Spencer Larson, Tera Welch

Coordinator, Digital, Public & Media Relations XEC, RC & RWA.....Chris Ayala

Coordinator, Suite Service & Premium Operations.....Aly Limberis

Coordinator, Group Sales.....Karen Reisinger

Senior Account Executive, RiverCentre Sales.....Zach Foster

Associate Account Executive, RiverCentre Sales.....Taylor Cashman

Senior Event Manager.....Pat Lealos

Event Managers.....Emmie Faure, Jon Koehler, Paige Lucking, Kristine Miners, Brandon Tucker

Event Floor Manager.....Jake Wittl

Senior Manager, Ice Operations and TRIA Rink Manager.....Travis Larson

Box Office Manager, Finances.....Melissa Alicea

Box Office Supervisors.....Judy Bartolett, Jon Johansen

Lead Ticket Seller.....Joe Scanlon

Senior Operations Managers.....Scott Eichstadt

Operations Admin Manager.....Stephanie Garza

Lead Custodians.....Cesar Barrera, Jim Flanders, Paul Hitchcock, John Jensen, Randy Olmstead

Lead Custodians TRIA Rink.....Chris Aase, Michael Grovum, Reggie Krakowski, Chad Stancer

Custodians.....Esaul Anzaldo, Katrina Buchanan, Salvador Cordoso, Mark Carlson, Karen Ferlas,

.....Ronald Gustafson, Jesus Ibarra-Amaya, Davey McQuade, Patricia Mendez-Nolasco,

.....Oscar Mendoza-Huerta, Matthew Norland, Marshall Nystrom, Michael Olmstead,

.....Paul Patterson, Andrea Sanchez-Salgado, John Schlottke, Debbie Thorsen, Monty Tohm, Lee Xiong

Housekeeper.....Deanna Keenan

Senior Electrician.....Gregg Gramse

Electricians.....Todd Brochman, Jacob Setley, Wayne Stock

Assistant Security Manager.....Jeremy Jacobs, Terreea Wright, Andy Ohmann

Security.....Ariel Adolphsen, Alice Chambers, Rick Hanson, Ashton Johnson, Robyne Kelley,

.....Andrew Levine, Justin Loun, Joe Lugo, Justin Mickle, Jessie Reyes, Zach Shanley

Lead Stage Technician.....Patrick Molitor

Stage Technicians.....Nate Aasness, Dave Gajeski, Chris Hoy, Jeff Simonett

Painter.....Tim Staack, Troy Glaus

Chief Engineer.....David Mulliner

Engineer.....Larry Novotny, Eric Waldner, Greg Black

Handyman-General Laborer.....John Evans

Project Manager.....Mark Anger

Logistics Coordinator.....Tony Martinez, Joe Smith

317 ON RICE PARK

Director, Facilities Services.....Tim Wolfgram

Receptionists, 317 on Rice Park.....Kim Bauer, Christine Moore

Guest Service Attendant, 317 on Rice Park.....Ryan Schuldt



Xcel Energy Center is consistently recognized as one of the best venues worldwide for sporting events, concerts and family shows. The one-of-a-kind, multi-purpose facility home to more than 150 events and approximately 1.7 million visitors each year. The venue opened its doors on Sept. 29, 2000, when the new National Hockey League franchise Minnesota Wild played their first preseason game followed the next night by the arena's first concert featuring Barenaked Ladies.

In addition to perennial favorites such as the Minnesota State High School League's Boys' and Girls' Hockey and Wrestling Tournaments, the venue has played host to several world-renowned events in its history including the Super Bowl LII Opening Night and Media Day events, 2008 Republican National Convention, NCAA Men's Frozen Four (2018, 2011, 2002), U.S. Figure Skating Championships (2016, 2008), USA Gymnastics' National Championships (2011, 2006), as well as some of entertainment's most legendary performers including

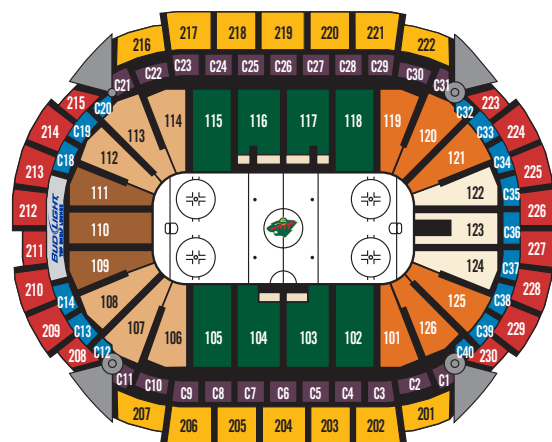
Adele, Madonna, Bruno Mars, Rolling Stones, Taylor Swift, Bruce Springsteen, Elton John and Minnesota native and favorite son, Prince. Additionally, the National Collegiate Hockey Conference championship tournament, the Frozen Faceoff, makes its home at Xcel Energy Center.

Xcel Energy Center and adjacent Saint Paul RiverCentre are known for being passionate about creating the best experiences imaginable for their guests, and that includes providing a setting that is a model of sustainable practices. Our efforts have been designed to integrate into our daily operations and our culture. Xcel Energy Center and Saint Paul RiverCentre are honored to have been recognized as leaders in sustainability and are certified by LEED (Platinum), Event Industry Council (EIC) Sustainable Event Standards (SES) – Gold Certification and Green Globes

Xcel Energy Center is managed by the Saint Paul Arena Company.

SEAT LOCATION

- Audi On-The-Glass
- RBC Wealth Management Club Level Sides
- RBC Wealth Management Club Level Ends
- Bud Light Top Shelf Lounge
- Lower Level Sides
- Lower Level Corners, Double Attack
- Lower Level Corners, Single Attack
- Lower Level End, Double Attack
- Lower Level End, Single Attack
- Upper Level Sides
- Upper Level Ends



To reserve your spot on the Season Ticket waiting list or to receive more information on Season Tickets, Partial Season Ticket Plans, Group Tickets and Suites visit:

[TICKETS.WILD.COM](https://tickets.wild.com) | 651.222.WILD



Minnesota Sports & Entertainment (MSE) was originally formed in 1997 by majority owner Bob Naegele, Jr., and a group of investors when they were awarded the rights to an expansion National Hockey League (NHL) franchise for the City of Saint Paul.

On June 25, 1997, the NHL officially approved expansion to 30 teams by the year 2000 with the announcement of new clubs in Atlanta, Columbus, Minnesota and Nashville. The Nashville Predators entered the League in 1998-99, the Atlanta Thrashers in 1999-2000. The Minnesota Wild and Columbus Blue Jackets began play in 2000-01.

On Jan. 22, 1998, Minnesota and hockey fans all over the world were introduced to the Minnesota Wild. During a historic ceremony at Maplewood, Minnesota's Aldrich Arena, the organization revealed the name which was chosen from thousands of suggestions offered by Minnesota hockey fans over a six-month period.

In front of a capacity crowd of hockey fans young and old, the logo was unveiled on the side of a large puck which descended from above at center ice. The mark depicted the word "Wild" designed in an organic, naturalist form and included the team's official colors of Iron Range Red, Forest Green, Harvest Gold and Minnesota Wheat.

"We think it [Wild] represents what Minnesota hockey fans hold most dear — our rugged natural wilderness, the premier brand of hockey that's native to Minnesota and the great enthusiasm of all our hockey fans," said Minnesota Wild CEO Jac Sperling.

The Wild continued to honor the history and naturalistic tradition of the state of Minnesota when it unveiled its sweater on Nov. 18, 1999. Again, the club turned to its hockey roots by holding a ceremony to reveal the sweater at the Roseville Skating Center in front of a sold-out crowd of season ticket deposit holders. The crest of the jersey, one of the most unique and striking marks in all of professional sports, is a Minnesota Wilderness pictogram including a wild animal, the North Star, evergreen trees, a red sky, the sun and/or moon and a stream. It now appears on the front of the road sweaters. The road jersey is white, trimmed in Iron Range Red, Harvest Gold and Forest Green. The numbering and lettering on the jersey is tri-color with an organic design, which also ties into the overall wilderness theme the club has established.

On June 20, 2017, the Minnesota Wild Brand Content and Creative Services team worked with designers from the NHL and adidas to unveil the new ADIZERO Authentic NHL jerseys and uniforms that debuted for the 2017-18 season. The new home jersey gives a vintage feel that pays tribute to some of the best sweaters from the long history of our game in the State of Hockey. The primary color of the home jersey is Forest Green with a distinctive wheat-colored horizontal chest stripe that sets off the primary logo crest on the front of the jersey. A wheat stripe is also included at the bottom of the jersey. The new shoulder patch takes its design from the Wild script wordmark that had been a part of the green alternate sweaters that were worn from 2009 until last season. That distinctive "M" was also featured on the Stadium Series uniform worn by the Wild on Feb. 21, 2016. The new home uniform also includes Iron Range Red stripes on the sleeves and socks, and the numbers on the back of the jersey are outlined in Iron Range Red. The new adidas road jersey carries on the popular look and clean design first introduced on the white jersey for the 2013-14 season.



WILD IN THE COMMUNITY



In the fall of 2019, the Minnesota Wild launched its official employee volunteer program—Heart of the Wild. In an effort to act on our mission of creating a greater State of Hockey, and in alignment with our Service First philosophy, all eligible employees were offered various volunteer opportunities throughout the year. Volunteer opportunities aligned with the focus of company community initiatives, including youth hockey, medical, military, education, underserved children/families, environmental, animal rescue, and diversity and inclusion.



IMPACT SO FAR



134 EMPLOYEES
75% OF FULL-TIME STAFF
HAVE VOLUNTEERED



1,694 HOURS
HAVE BEEN COMPLETED

27 ORGANIZATIONS IMPACTED



WILD IN THE COMMUNITY



The Minnesota Wild received several hundred requests for memorabilia, tickets and player appearances from nonprofit organizations each month during the 2019-2020 season. The Wild made hundreds of donations throughout the year benefiting local nonprofit organizations, including children's medical causes, military, educational initiatives, underprivileged youth and youth hockey associations that meet the established guidelines. Last year, donations included:



2019-2020 COMMUNITY DONATIONS

IN-KIND DONATIONS
WILD MERCHANDISE, ETC.

\$ \$80,886

924 DONATIONS

MINNESOTA WILD GAME TICKET
DONATIONS

\$ \$203,257

2,344 TICKETS

SUITE DONATIONS
WILD GAMES, CONCERTS AND EVENTS

\$ \$170,000+

1,106 TICKETS

TOTAL GIVING: \$ \$526,157 4,385 TICKETS

WE PLEDGE TO CONTINUE RAISING FUNDS AND AWARENESS FOR MANY WORTHY CAUSES, WHILE BEING INSPIRED BY OUR SHARED PASSION FOR HOCKEY AND OUR COMPASSION FOR THOSE IN NEED.

FOR MORE INFORMATION ABOUT MINNESOTA WILD COMMUNITY RELATIONS AND HOCKEY PARTNERSHIPS, VISIT WILD.COM OR CONTACT US AT COMMUNITY@WILD.COM.



MINNESOTA WILD FOUNDATION

TOGETHER WE CREATE A GREATER STATE OF HOCKEY

The Minnesota Wild Foundation exists to support the game of hockey and improve the lives of families in the State of Hockey. With generous support from Wild players, corporate partners, fans and donors, the Minnesota Wild Foundation supports pediatric medical causes, serves as the largest non-member funding source for Minnesota Hockey, and has provided fundraising opportunities for youth hockey associations and non-profits throughout the State of Hockey. Since its inception in 2009, the Wild Foundation has distributed more than \$4.5 million in grants to hockey organizations and children's medical related charities and has dispersed over \$2.4 million to local charities through its Split the Pot Raffle program. Together we create a Greater State of Hockey.



MINNESOTA WILD FOUNDATION BOARD OF DIRECTORS:

Corporate & Community Members:

Pamela Wheelock, Chair
Scott Peterson, Vice Chair
Schwan Food Company
Dan Scott, Secretary
Stinson LLP
Shelley Buck
Prairie Island Indian Community
Jay Lund
Andersen Corporation

Steve McDaniels
Maplewood Toyota
Bennett Morgan
Polaris Industries, Retired
Ann Mulholland
The Nature Conservancy

Institutional Members:

Rachel Schuldt, Executive Director
Jeff Pellegrum, Treasurer
Jessica Blum, Development Assistant
Brad Bombardir
Kara Guerin
Darby Hendrickson
Christopher Leopold
Craig Leipold

FOR MORE INFORMATION ABOUT THE MINNESOTA WILD FOUNDATION,
VISIT WILD.COM/FOUNDATION OR CONTACT US AT
MNWILDFOUNDATION@WILD.COM OR 651-602-6000.

FOLLOW THE MINNESOTA WILD FOUNDATION ON TWITTER (@MNWILDFOUND),
FACEBOOK (@MINNESOTAWILDFOUNDATION)
AND INSTAGRAM (MNWILDFOUNDATION).



=2020-2021=

TEAM MANAGEMENT





TEAM MANAGEMENT



CRAIG LEIPOLD

OWNER & GOVERNOR

Craig Leipold is the majority owner and principal investor in Minnesota Sports & Entertainment (MSE), a regional sports and entertainment leader that includes the National Hockey League's Minnesota Wild, the Iowa Wild of the American Hockey League, 317 on Rice Park and the facility management of Xcel Energy Center, TRIA Rink at Treasure Island Center, Saint Paul RiverCentre and the Legendary Roy Wilkins Auditorium. He oversees the day-to-day business operations of the organization and also serves as the team's Governor at NHL Board of Governors' meetings. The NHL's Board of Governors officially approved Leipold's purchase of MSE on April 10, 2008.

Under Leipold's ownership, the Wild is dedicated to building a Stanley Cup contending franchise, playing an important role in the community through service initiatives, providing a fun and entertaining game-night experience and building strong relationships with its fans and corporate partners.

Leipold has advocated for the State of Hockey to host premiere NHL events, including the 2011 Entry Draft at Xcel Energy Center, 2016 Coors Light Stadium Series at TCF Bank Stadium and the Bridgestone Winter Classic at Target Field.

A resident of Racine, Wis., Leipold completed the sale of the Nashville Predators to a local ownership group on Dec. 7, 2007, a team he owned since the expansion franchise was awarded to Nashville in 1997.

During his time as an NHL owner, Leipold has been a tireless advocate for the professional hockey industry. Appointed by NHL Commissioner Gary Bettman, Leipold serves on both the League's Executive committee and Audit committee. He was a member of the League Negotiating Committees that negotiated the Collective Bargaining Agreements with the NHL Players' Association in 2005 and 2013. He is also a strong advocate for the new, more "fan-friendly" NHL, including the rule changes to promote a more entertaining competition and increased fan access to the product.

Craig and his wife Helen (Chairman and Chief Executive Officer of Johnson Outdoors, Inc., and Chairman of Johnson Financial Bank Corp.) have five sons (Chris, Kyle, Connor, Curtis and Bradford) and own five dogs. While in St. Paul, the Leipold's live in their apartment in the historic Saint Paul Hotel.



TEAM MANAGEMENT

MATT MAJKA

PRESIDENT & ALTERNATE GOVERNOR

Matt Majka (pronounced MAY-kuh) is in his fourth season as President and Alternate Governor for Minnesota Sports and Entertainment (MSE) and 24th year with the organization. He previously held the positions of Chief Operating Officer, Executive Vice President, Senior Vice President of Business Operations and Vice President of Marketing and Corporate Sponsorships.

MSE is a regional sports and entertainment leader that has grown into several different business operations including the Minnesota Wild, its minor league affiliate, the Iowa Wild, 317 on Rice Park and the facility management of Xcel Energy Center and Saint Paul RiverCentre.

During his tenure with the Wild, Majka has been instrumental in fostering the unique relationship between the hockey club and its fan base. The team's continued dedication to the fans of the "State of Hockey" is reflected in ESPN The Magazine's Ultimate Standings as the Wild was named the "Best Stadium Experience" in the National Hockey League from 2007-10. Minnesota ranked first in the NHL and sixth overall for "Stadium Experience" in the field of all 122 major league sports franchises in 2012.

Majka joined the Minnesota Wild in October of 1997 from Rollerblade, Inc., where he started work in 1984. Beginning as a Sales Representative for the fledgling company, he held positions of increasing responsibility through his 13-year tenure. During his tenure, the privately held company grew revenues from \$1 million to more than \$200 million annually.

The Detroit, Mich., native has lived in the Twin Cities for more than 50 years and is a 1984 speech communications graduate of the University of Minnesota. Majka currently serves on the St. Paul Downtown Alliance, the United States Hockey Hall of Fame, the BEL13VE in Miracles Foundation, the Saint Paul & Minnesota Foundations, The Ordway and Minnesota Sports and Events.

He and his wife, Kym, have two sons, Sam and Nick. The family resides in Medina.



JEFF PELLEGRAM

CHIEF FINANCIAL OFFICER

Jeff Pellegrom is in his 13th season as the Wild's Executive Vice President and Chief Financial Officer. He oversees the organization's support functions, including finance, payroll, legal services, human resources, information technologies, and Xcel Energy Center events. Pellegrom also oversees investor relations and governmental affairs.

The Minnesota Wild, along with its parent organization MSE, is a sports and entertainment leader, made up of the NHL Team, the Wild's minor league AHL affiliate named the Iowa Wild, it's new business arm called Venture32 and the facility management of Xcel Energy Center and Saint Paul RiverCentre.

Pellegrom has extensive experience in corporate finance, international business, and business development. Prior to joining the Wild, he spent eight years with 3M and 10 years with SC Johnson, specializing in corporate finance and mergers and acquisitions.

A native of Midland, Mich., Pellegrom received his undergraduate degree in mathematics and economics from Kalamazoo College before earning his MBA in finance from the University of Minnesota's Carlson School of Management. He serves on the board of the St. Paul Area Chamber of Commerce and the Minneapolis Regional Chamber of Commerce. He also serves as treasurer of the Minnesota Wild Foundation.

In his free time, Pellegrom enjoys endurance sports including swimming and cycling. He and his wife, Mary, have two daughters, Sophia and Isabella, and two sons, Jordan and Jonah. The family resides in Eagan.





JAMIE SPENCER

EXECUTIVE VICE PRESIDENT OF BUSINESS DEVELOPMENT

Jamie Spencer serves as the Executive Vice President of Business Development and is in his 20th season with the Minnesota Wild. He is responsible for exploring and spearheading endeavors for the organization to encompass cross-campus initiatives within TRIA Rink at Treasure Island Center, the historic Minnesota Club at 317 Washington Street and Xcel Energy Center. Spencer also oversees the Wild's community relations and hockey partnerships department.

Since returning to the Wild in 2014, Spencer has played an integral part in several business ventures such as: Herbie's on the Park, a quintessential social house inspired by the legacy of Herb Brooks, located at the Minnesota Club; State of Hockey, a Minnesota hockey-themed website that includes retail; and the Wild's new practice facility, TRIA Rink at Treasure Island Center in downtown Saint Paul, which serves as the home arena to the 2019 National Women's

Hockey League (NHL) Champion's Minnesota Whitecaps.

From 2011-14, Spencer served as the Executive Vice President of Sales with the Tampa Bay Lightning where he was a force behind tripling the season ticket holder base and more than doubling overall ticket revenue and retail sales. He is one of the founding staff members that helped launch the Minnesota Wild in 1997 where he was largely responsible for cultivating a fan base and reputation for customer service.

A hockey player himself, Spencer captained the Wisconsin Badgers (1991-95) which won the WCHA Final Five Championship his senior season. He continues to use his competitive spirit for good, championing efforts to raise funds for causes dear to his heart by serving on the board for The Hendrickson Foundation, is the Chair of the Special Olympics Minnesota board and serves on the St. Paul Area Chamber Board of Directors.

Spencer and his wife, Kindra, have three children.



CARIN ANDERSON

SENIOR VICE PRESIDENT, CORPORATE PARTNERSHIPS AND RETAIL MANAGEMENT

Carin Anderson is in her 24th year with the Minnesota Wild and fourth as Senior Vice President, Corporate Partnerships and Retail Management after being promoted on June 1, 2017. In her role, Anderson successfully directs the sales development and growth for all of the Wild's and Xcel Energy Center's corporate partnerships and premium seating of suites and loges. Anderson has been instrumental in fostering key corporate relationships such as Xcel Energy, Wells Fargo, Anheuser Busch, Coca-Cola, Treasure Island Resort and Casino, Andersen Windows, Polaris, along with others throughout the years. In addition, she oversees the Retail Operations for the Minnesota Wild including game day sales, stores at Xcel Energy Center and Southdale along with an emerging e-commerce strategy.

An employee since July of 1997, Anderson is one of the organization's longest tenured employees. She previously held the positions of Director of Corporate Services and Senior Director, Corporate Partnerships and Retail Operations. Her duties included assisting in corporate partner development and managing the service and fulfillment of all partnership commitments.

Anderson serves as Chair of the A.C.E.S. Board of Directors and is a member of the Minnesota Chiefs of Police Foundation Board of Directors.

Prior to her time with the Wild, Anderson spent six years with the University of Minnesota's Men's Athletic Department as a Marketing Manager.

A native of North Branch, Minn., Anderson received a business degree with an emphasis in finance from the University of Minnesota's Carlson School of Management in 1991.

She and her husband, Brent, have two sons, Eli and Owen. The family resides in Hugo.



MITCH HELGERSON

SENIOR VICE PRESIDENT, MARKETING AND TICKET SALES

Mitch Helgersen serves as Senior Vice President, Marketing and Ticket Sales and is in his 15th season with the Wild. In his current position, he oversees all marketing efforts, including brand management, advertising, analytics, events and game operations, digital media and public relations. Helgersen's duties also include managing ticket sales for the Wild, including season ticket packages, groups and single game tickets.

Helgersen previously held the positions of Vice President, Sales and Marketing Intelligence, Senior Director, Marketing Intelligence and Special Projects and Director of Finance.

Prior to his time with the Wild, Helgersen was with Ecolab, Inc. in a variety of financial roles. A native of Alexandria, Minn., Helgersen earned his undergraduate degree from the University of North Dakota in Grand Forks and an MBA from the University of Minnesota's Carlson School of Management. Helgersen also serves on the Board of Directors for the Science Museum of Minnesota and on the Advisory Board for Sports Minneapolis, which looks to attract large-scale sports events to the Twin Cities area.

He and his wife, Jennifer, have two children, Henry and Emma. The family resides in Lake Elmo.



JIM IBISTER

VICE PRESIDENT, FACILITY ADMINISTRATION/ GENERAL MANAGER, SAINT PAUL RIVERCENTRE

As Vice President of Facility Administration for the Minnesota Wild and General Manager of the Saint Paul RiverCentre, which includes The Legendary Roy Wilkins Auditorium, Jim Ibister is responsible for overall operations and campus-wide Information Technology for Saint Paul Arena Company, a subsidiary of Minnesota Sports & Entertainment (MSE).

A resourceful and innovative leader, Jim has guided massive projects like the Xcel Energy Center's total technology renovation, which included its new center-hung scoreboard and innovative video and digital content distribution system. Under his guidance, Xcel Energy Center and Saint Paul RiverCentre transformed its operations to become an award-winning, internationally-recognized model of sustainability, including certifications in Green Globes, Event Industry Council (EIC) Sustainable Event Standards (SES) – Gold Certification and LEED Platinum.

He's passionate about creating a better experience than anywhere else, and the results are evident in RiverCentre client satisfaction surveys, incredible retention rates and Xcel Energy Center's consistent rating as one of the best stadium experiences in sports and entertainment.

Ibister previously worked at the Mayo Civic Center in Rochester, Minn., where he was Executive Director from 1996-2000 before joining MSE. He translates his love of sports and the theater to the office, where he believes success is critical to taking responsible risks, pushing past preconceived notions, and having fun along the way.

He and his wife, Molly, have a daughter, Ellen, and a son, Carter. He and his wife reside in Arden Hills.





JACK LARSON

VICE PRESIDENT/GENERAL MANAGER, XCEL ENERGY CENTER

Jack Larson joined the organization in September of 2001 and serves as Vice President/General Manager, Xcel Energy Center. He oversees the day-to-day operations, which includes securing and promoting events, attractions and shows at Xcel Energy Center. Larson also focuses his attention on supporting the requirements of the Minnesota Wild and all other events that are staged at Xcel Energy Center.

The arena has hosted several world-renowned events in its history: the 2018 NCAA Men's Frozen Four and the NCHC Frozen Faceoff, the 2016 Prudential U.S. Figure Skating Championships, the 2014 inaugural Big Ten Men's Ice Hockey Tournament, 2014 NCAA Men's Ice Hockey West Regional, 2014 North Star College Cup, 2011 NHL Entry Draft, 2011 and 2002 NCAA Men's Frozen Four, 2011 and 2006 Visa Gymnastics Championships, 2008 Republican National Convention, 2008 U.S. Figure Skating Championships, 2004 NHL All-Star Weekend and the 2004 International Ice Hockey Federation World Cup of Hockey. Larson has also been instrumental in cultivating annual fan and family-favorite events such as the NCHC Frozen Face-Off, World's Toughest Rodeo, Disney On Ice and the Minnesota State High School League Tournaments.

Larson has more than 40 years of experience in the arena operations field. Prior to joining Minnesota Sports & Entertainment (MSE), the Richfield, Minn., native spent seven years (1994-2001) as the Assistant Executive Director of Operations at Target Center. He handled scheduling, booking and contracting events, along with budgeting for the operations of the building, and hiring and training of the staff to operate the facility. From 1991-94, Larson was a part of the San Jose Arena Management Corporation and the National Hockey League's (NHL) San Jose Sharks. He served as Director of Booking and Operations and oversaw the opening of the new San Jose Arena, in addition to the start-up of operations for NHL hockey in the 50-year-old Cow Palace. Before moving to San Jose, Larson started his arena operations career in Minnesota at Met Center where he worked from 1970-91. He held a number of positions including Director of Met Center, and Director of Operations, Met Center. In those roles, Larson was responsible for the day-to-day operations including renting and staffing the facility for all events.

Larson and his wife, Sherry, have two children, Laura and Jake. He enjoys golfing, playing hockey, softball, fishing and rollerblading in his free time. The family resides in Lakeville.



LEAH PITZENBERGER

VICE PRESIDENT, PEOPLE STRATEGY AND EXPERIENCE

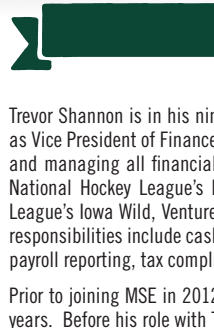
Leah Pitzenberger is in her second season as Vice President of People Strategy and Experience for Minnesota Sports and Entertainment (MSE). In this role, she is responsible for discovering, energizing and growing the passionate people the Minnesota Wild, Iowa Wild, Saint Paul Arena Company, TRIA Rink and Saint Paul RiverCentre need to win. She's committed to making MSE an employer of choice for the sports industry.

Prior to joining the Wild, Pitzenberger spent two years as the Global Head of Human Resources and People Operations at Hudl in Lincoln, Nebraska. She was responsible for building Hudl's talent strategy as an innovative and leading global employer in the competitive tech market while supporting the business' hypergrowth.

Pitzenberger spent nearly a decade in various human resources leadership roles at Target Corporation. She supported Target's Supply Chain through a people transformation during a time when Amazon was stealing market-share and talent with every move Target made.

Pitzenberger has an undergraduate degree in Psychology from Gustavus Adolphus College and a Master's Degree in psychology from the University of St. Thomas. As a psychologist, by training, she brings science-based leadership to each of her roles as her strategies are grounded in logic, truth and practical application.

Leah and her husband, Jeff, have two sons, Grady and Bodi. The family resides in Medina, MN.



TREVOR SHANNON

VICE PRESIDENT, FINANCE AND CONTROLLER

Trevor Shannon is in his ninth season with Minnesota Sports and Entertainment (MSE), second as Vice President of Finance and Controller. In his current role, Trevor is responsible for directing and managing all financial reporting, risk management, and financial/tax compliance for the National Hockey League's Minnesota Wild, Saint Paul Arena Company, the American Hockey League's Iowa Wild, Venture 32 (State of Hockey), Tria Rink, and Saint Paul RiverCentre. These responsibilities include cash and treasury management, risk / insurance management, company payroll reporting, tax compliance, and all external financial compliance.

Prior to joining MSE in 2012, Trevor served as Controller for Twin City Fan Companies for seven years. Before his role with Twin City Fan, Trevor was in public accounting at Latta Harris Hanon & Penningroth CPA firm in Tipton, Iowa serving many clients with audit, financial write-up, and income tax filings.

Trevor has an undergraduate degree in Accounting and a degree in Business Administration-Finance from Wartburg College in Waverly, Iowa. Trevor became a Certified Public Accountant (CPA) in 2000 and maintains an active certificate in the State of Minnesota.

Trevor and his wife Mandy have three children; Andrea, Asher, and Brendan and reside in Burnsville.



MARIA TROJE

VICE PRESIDENT, CUSTOMER SERVICE AND RETENTION

Maria Troje is in her 20th season with the Minnesota Wild and fourth as Vice President of Customer Service and Retention. In her current role, Troje oversees the Wild's Season Ticket Holder base to continually provide excellence in customer service and fan experience, which has led to renewal rates that have consistently exceeded 90%. Her duties also include instituting an overarching customer service philosophy campus-wide for the organization. Service First connects full and part-time staff as well as key partners of the Minnesota Wild to focus on service and culture at the core of our business. She also serves as the lead contact with Levy Restaurants.

Troje played an integral role in two ground-breaking initiatives: the first-ever Wild Fan Advisory Board to gain fan insights and steadily improve the fan experience; and Wild Rewards, a loyalty program designed to reward Season Ticket Holders with merchandise and one-of-a-kind experiences. She also led the organization's task force for the 2016 Coors Light NHL Stadium Series weekend that took place Feb. 20-21, 2016, at TCF Bank Stadium.

Troje received her undergraduate degree from the University of St. Catherine and her Masters from the University of New Haven, Connecticut. Troje currently serves on the Foundation Board of Children's Minnesota and on the Schubert Club Board. She has been with the Wild organization since its inception in 2000 and was named one of Minneapolis/St. Paul Business Journals Women in Business in 2018.

She and her husband, Chris, have three children, Connor, Brady, and Addison. The family resides in Blaine, Minn.



TEAM MANAGEMENT



STEVE WEINREICH

VICE PRESIDENT, GENERAL COUNSEL

Steve Weinreich is in his 11th season as Vice President and General Counsel for Minnesota Sports & Entertainment (MSE). Weinreich is responsible for directing and managing all legal services for the National Hockey League's (NHL) Minnesota Wild, the American Hockey League's (AHL) Iowa Wild and Saint Paul Arena Company. These responsibilities include reviewing hockey team contracts, drafting of sponsorship, suite, event and service contracts, workers compensation and employment law issues, general liability matters, and coordination of all external legal services utilized by the company. Steve's role also encompasses a variety of hockey operations responsibilities.

Weinreich served as Vice President and General Counsel of the NHL's Arizona Coyotes and Gila River Arena for seven years prior to joining MSE. Before working for the Coyotes, he spent six

years as a lawyer in Chicago working for the law firms Sonnenschein, Nath and Rosenthal as well as Vedder, Price, Kaufman and Kammholz.

Weinreich has an undergraduate degree in Sports Management and Communications from the University of Michigan and a law degree from Washington University in St. Louis.

Steve and his son, Colton, reside in Golden Valley.



MIKE MODANO

EXECUTIVE ADVISOR

Mike Modano is in his second season with the Minnesota Wild as Executive Advisor. In this role, Modano will work directly with President Matt Majka and Owner Craig Leipold on a number of initiatives relating to the team's sales, corporate partnerships and community relations efforts.

Modano tallied 561 goals, 813 assists and 1,374 points in 1,499 career NHL games during 21 seasons with the Minnesota North Stars, Dallas Stars and Detroit Red Wings (1988-2011). The former first overall pick in the 1988 NHL Entry Draft by the North Stars ranks first in NHL history in goals scored and points by an American-born player. Modano was a member of the Dallas Stars team that won the 1999 Stanley Cup and had his sweater No. 9 retired by the Stars organization on March 8, 2014. The seven-time NHL All-Star was inducted into the Hockey Hall of Fame in

2014 and the United States Hockey Hall of Fame in 2012.

The native of Livonia, Mich., represented the United States at 11 international tournaments including the 1998, 2002 (silver medal) and 2006 Olympic Games, the 1996 World Cup of Hockey (gold medal) and served as team captain of Team USA at the 2005 IIHF World Championship.

Modano previously served as an Executive Advisor and Alternate Governor with the Dallas Stars for two seasons (2013-15).

He and his wife, Allison, have three daughters, Kate, Reese and Quinn, and two sons, Jack and Luca.

=2020-2021= HOCKEY OPERATIONS





HOCKEY OPERATIONS



BILL GUERIN

GENERAL MANAGER

Bill Guerin is in his second season as General Manager of the Minnesota Wild after being named to the position on August 21, 2019. He oversees the Wild's hockey operations department including all matters relating to player personnel, coaching staff, scouting department and minor league operations.

Guerin spent the previous eight seasons with the Pittsburgh Penguins, including the last five seasons as Assistant General Manager. He served as the Penguins player development coach for three seasons (2011-14), helping develop the organization's minor league, junior and college prospects, many of whom were key contributors on Pittsburgh's 2016 and 2017 Stanley Cup teams. Guerin was promoted to Assistant General Manager by the organization on June 6, 2014, and served as General Manager of Wilkes-Barre/Scranton, overseeing the day-to-day operations of Pittsburgh's American Hockey League (AHL) affiliate, the last two seasons.

He recorded 856 points (429-427=856), a plus-51 rating and 1,660 penalty minutes (PIM) in 1,263 career NHL games during 18 seasons (1991-2010) with New Jersey, Edmonton, Boston, Dallas, St. Louis, San Jose and the New York Islanders. Guerin played in four NHL All-Star Games (2001, 2003, 2004 and 2007) and ranks fourth in shots on goal (3,693), sixth in goals, seventh in games played, 10th in PIM and 13th in scoring in NHL history amongst American-born players. He is one of eight U.S.-born players to record 400 career goals and 400 career assists in the NHL. Guerin also made 15 appearances in the Stanley Cup Playoffs and tallied 74 points (39-35=74) and 162 PIM in 140 career playoff contests, winning the Stanley Cup in 1995 with New Jersey and in 2009 with Pittsburgh. He was selected by New Jersey in the first round (fifth overall) of the 1989 NHL Entry Draft.

Guerin represented the United States at three Olympic Games (1988, 2002 and 2006) and two World Cups of Hockey (1996, 2004), helping Team USA win a gold medal at the 1996 World Cup of Hockey and a silver medal at the 2002 Olympics. He also played for Team USA at the 1989 and 1990 IIHF World Junior Championships and played in 46 games for the U.S. National Team during the 1991-92 Pre-Olympic Tour. Guerin tallied 70 points (40-30=70) in 77 games during two seasons at Boston College (1989-91). The native of Wilbraham, Mass., was inducted into United States Hockey Hall of Fame in 2013.

He and his wife, Kara, have three daughters, Kayla, Grace and Lexi, and a son, Liam.



TOM KURVERS

ASSISTANT GENERAL MANAGER

Tom Kurvers is in his third season with the Minnesota Wild as Assistant General Manager after being named to the position on June 26, 2018. He reports to General Manager Bill Guerin and supports the day-to-day operations of the club. Kurvers also serves as General Manager of the Iowa Wild of the American Hockey League (AHL).

Kurvers joined the Wild after spending 10 seasons with the Tampa Bay Lightning where he served as senior advisor to the general manager the last seven seasons (2011-18). The native of Minneapolis, Minn., served as assistant general manager for three seasons (2008-11) and oversaw the Lightning's hockey operations department on an interim basis from April through May of 2010. During his tenure with Tampa Bay, he also served on USA Hockey's advisory board for the 2014 IIHF World Championship.

Prior to joining the Lightning, Kurvers spent 11 seasons with the Phoenix Coyotes (1997-2008). He served three seasons as director of player personnel for the Coyotes, overseeing all aspects of the team's amateur

and professional scouting departments. Kurvers also spent seven seasons as a professional scout, one season as a radio analyst and served as interim assistant coach for the final two months of the 2003-04 season.

The defenseman collected 421 points (93-238=421) and 350 penalty minutes (PIM) in 659 career NHL games during 11 seasons (1984-95) with Montreal, Buffalo, New Jersey, Toronto, Vancouver, New York Islanders and Anaheim. Kurvers won the 1986 Stanley Cup with the Canadiens and was selected by Montreal in the seventh round (145th overall) of the 1981 NHL Entry Draft.

Kurvers played four seasons at the University of Minnesota Duluth (1980-84), setting school records for most career goals (43) and points (192) by a defenseman and won the 1984 Hobey Baker Award. Kurvers has been inducted into the University of Minnesota Duluth and Bloomington Jefferson High School Athletic Hall of Fames. He played in the 1980 Minnesota state high school hockey tournament with the Jaguars.

Kurvers received a Bachelor of Arts degree in communications from the University of Minnesota Duluth in 1984 and earned a Masters of Business Administration degree in sports management from the University of St. Thomas in 1997.

He has his wife, Heather, have two daughters, Madison and Rose, and two sons, Weston and Roman.



HOCKEY OPERATIONS



RANDY SEXTON

SENIOR ADVISOR TO THE GENERAL MANAGER

Randy Sexton is in his first season with the Minnesota Wild as the Senior Advisor to the General Manager after being named to the position on Jan. 1, 2020.

Sexton joins the Wild after spending the last three seasons as assistant general manager for the Buffalo Sabres where he oversaw amateur scouting and served as general manager of Buffalo's American Hockey League (AHL) affiliate, the Rochester Americans.

Prior to joining the Sabres, Sexton spent seven seasons with the Pittsburgh Penguins. He joined the Penguins as assistant director of amateur scouting in 2010-11 and was promoted to director of amateur scouting in 2015-16. As director of amateur scouting, Sexton oversaw Pittsburgh's scouting operations in North America and Europe.

He joined the Florida Panthers organization in January of 2007 as assistant general manager and was named general manager in 2009. Prior to joining the Panthers, Sexton spent three years as the Executive Director of Capital Sports Management Inc. (CSMI), a sister company to the Ottawa Senators Hockey Club. While with CSMI, he provided strategic analysis and advice to the Senators.

Sexton spent eight years (1988-96) with the Ottawa Senators organization serving in a number of roles including president, chief executive officer and general manager. As one of the Senators' founders, he was instrumental in helping bring the NHL back to Ottawa.

A native of Brockville, Ont., Sexton played collegiate hockey at St. Lawrence University (1978-82) and spent two seasons as an assistant coach for the Saints.

He and his wife, Jo-Ann, have three sons, Michael, Ben and Patrick.



JACK FERREIRA

SENIOR ADVISOR TO THE GENERAL MANAGER

Jack Ferreira is in his third season with the Minnesota Wild as the Senior Advisor to the General Manager after being named to the position on June 5, 2018. Ferreira brings 48 years of professional hockey experience to the Wild organization, including nine years as an NHL General Manager. He spent the previous 12 seasons as Senior Advisor for the Los Angeles Kings (2006-18). Prior to joining the Kings, Ferreira spent six seasons as the Director of Player Personnel for the Atlanta Thrashers (2000-06) and assisted General Manager Don Waddell in all player related decisions.

The native of Providence, R.I., was an original member of the Mighty Ducks of Anaheim, serving as the first Vice President and General Manager in team history (1993-98) as well as Vice President of Hockey Operations (1998-00). During his tenure with the Ducks, Ferreira was responsible for several prominent moves, including the drafting of Hall of Famer Paul Kariya in 1993 and the acquisition of Hall of Famer Teemu Selanne in 1996. He also served as the Assistant General Manager for Team USA when they captured the gold medal at the 1996 World Cup of Hockey and at the 1998 Olympics in Japan.

Ferreira won a Stanley Cup in 1993 serving as the Montreal Canadiens Director of Pro Scouting. He also served as the first-ever Vice President and General Manager of the San Jose Sharks (1990-92) following two seasons (1988-90) as the Vice President and General Manager of the Minnesota North Stars.

Ferreira has also served as Director of Player Development for the New York Rangers (1986-88), as a U.S. and College Scout for the Calgary Flames (1980-86) and worked for the NHL's Central Scouting Service as a New England Area Scout (1977-80). His professional career began with the New England Whalers of the World Hockey Association, where he held various roles including Head Scout, Assistant Coach and Assistant General Manager in five seasons (1972-77).

A former All-America goaltender at Boston University (1963-66) where he later earned induction into the Terriers Athletic Hall of Fame, Ferreira spent five seasons as an Assistant Coach at the collegiate level at Brown University (1970-72), Princeton (1969-70) and West Point (1967-69).

Jack and his wife, Kathy, have two daughters, Jennifer and Julie, and two sons, Eric and Kent.





MICHAEL MURRAY

ASSISTANT TO THE GENERAL MANAGER

Michael Murray is in his first season with the Minnesota Wild after being named Assistant to the General Manager on Oct. 1, 2020. He helps oversee the day-to-day operations of the Wild's hockey operations department, assisting with contract negotiations, player development and scouting. He also supports the day-to-day hockey operations efforts for the Iowa Wild of the American Hockey League (AHL).

Murray joined the Wild after spending the last nine seasons working in hockey operations for the AHL. He was named Vice President of Hockey Operations for the AHL in October of 2011 and promoted to Executive Vice President of Hockey Operations in July of 2015. While working for the AHL, Murray oversaw all aspects of the league's hockey operations department, including management of the AHL's officiating program, the league's disciplinary process, player registry, compliance with rules and regulations, and scheduling.

He joined the AHL after spending three seasons working in hockey operations for the ECHL. Prior to joining the ECHL, Murray interned as a law clerk in the Labor Relations Department for the Massachusetts Port Authority following two years at Pro Athletes Management Inc., a law firm in Boston that represents professional athletes. He also served as an assistant to the general manager of the Lowell Lock Monsters in the AHL.

An admitted member of the Massachusetts Bar, Murray received his bachelor's degree in history from Dartmouth College, and was awarded his Juris Doctor cum laude from Suffolk University Law School in Boston. The native of Dover, Mass., played hockey for four years at Dartmouth College (1999-03) followed by two seasons of professional hockey.



CHRIS O'HEARN

DIRECTOR OF HOCKEY OPERATIONS

Chris O'Hearn is in his second season with the Minnesota Wild as the Director of Hockey Operations. His responsibilities include player contract research and negotiations, scheduling, salary arbitration and salary cap management.

O'Hearn joins the Wild after spending the 2018-19 season as a professional scout for the Calgary Flames. Prior to working for the Flames, he spent 11 seasons with the Arizona Coyotes, including the last three seasons as Assistant General Manager. With the Coyotes, his responsibilities also included fiscal and strategic planning, evaluating pro and amateur players, compliance with the Collective Bargaining Agreement, and administration with the NHL's Central Registry as well as the day-to-day operations of the hockey department.

The Winnipeg, Man., native earned a Bachelor of Arts degree in political science from Arizona State University in 2004 and graduated from the New England School of Law in 2007.

He and his wife, Ashley, have a son, Callan, and a daughter, Andersen.



MAT SELLS

DIRECTOR OF HOCKEY ANALYTICS

Mat Sells is in his second season as Director of Hockey Analytics for the Minnesota Wild. He is responsible for data collection and interpretation to assist hockey operations.

Prior to joining the Wild, Sells most recently worked at the international law firm Norton Rose Fulbright. Sells was called to the Alberta Bar on July 8, 2019. He graduated from the University of Calgary Law School in 2017. Sells has also received an undergraduate degree in Business Administration and a Certificate of Economics from the University of Regina in 2006.

He worked for Hockey Canada as an Advanced Scout for six seasons (2013-18). During his time with Hockey Canada, Team Canada won the 2016 World Cup of Hockey, gold medals at the 2014 Winter Olympics, the 2015 and 2016 IIHF World Championships and the 2015 and 2018 IIHF World Junior Championships, silver medals at the 2017 IIHF World Junior Championship and the 2017 IIHF World Championship and a bronze medal at the 2018 Winter Olympics.

Sells also spent two seasons as an Assistant Coach for the Penticton Vees in the British Columbia Hockey League (2010-12). During the 2011-12 season, Penticton won a record 42 consecutive games and a National Championship.

He and his wife, Renee, have two daughters, Lane and Dylan.



BRAD BOMBARDIR

DIRECTOR OF PLAYER DEVELOPMENT

Brad Bombardir is in his 11th season as the Minnesota Wild's Director of Player Development. Bombardir is responsible for evaluating prospects in the Wild organization and implementing programs to help continue their development including the team's annual summer development camp. He also serves on the board for the Minnesota Wild Foundation.

Bombardir was acquired by Minnesota in a trade with the New Jersey Devils in June of 2000. The Powell River, B.C., native was a member of the franchise's inaugural team and played a total of 212 games in a Wild sweater. During his run in Minnesota, he was named the monthly captain a franchise-record seven times. Bombardir also played an active role in all of the team's community relations affairs, making appearances at schools and hospitals, along with participating in the organization's charitable activities.

Originally drafted by the Devils in the third round of the 1990 NHL Entry Draft, he recorded 54 points (8-46=54) in 356 games during seven years in the NHL with New Jersey, Minnesota and Nashville. He made his NHL debut with the Devils during the 1997-98 campaign and captured a Stanley Cup Championship in his third season with New Jersey in 2000. Bombardir played four years at the University of North Dakota (1990-94) and spent three seasons (1994-97) with Albany of the American Hockey League, and helped the River Rats win the 1995 Calder Cup.

He and his wife, Heather, reside with their three children in Woodbury.





MATT HENDRICKS

ASSISTANT DIRECTOR OF PLAYER DEVELOPMENT

Matt Hendricks is in his second season as the Wild's Assistant Director of Player Development. In this new role, he works directly with Brad Bombardir, and assists in evaluating prospects in the Wild organization and implementing programs to help continue their development, including the team's annual summer development camp.

Hendricks recently completed his 11th season in the NHL. The forward recorded 116 points (54-62=116), 722 penalty minutes and 1,398 hits in 607 career NHL games with the Colorado Avalanche (2008-10), Washington Capitals (2010-13), Nashville Predators (2013-14), Edmonton Oilers (2013-17), Winnipeg Jets (2017-19) and the Minnesota Wild (2018-19). He has also played in 39 career Stanley Cup Playoff games with Colorado (2009-10), Washington (2010-13) and Winnipeg (2017-18).

Hendricks collected 112 points (54-58=112) and 193 penalty minutes in 152 games during four seasons at St. Cloud State University (2000-04), and served as captain his senior season. The native of Blaine, Minn., also registered 155 career points (68-87=155) and 393 penalty minutes in 247 American Hockey League (AHL) games in parts of six seasons (2003-09) before making his NHL debut with the Avalanche on March 10, 2009. Nashville selected Hendricks in the fifth round (131st overall) of the 2000 NHL Entry Draft.

He and his wife, Kim, reside with their twins, Lennon and Gunnar, in Deephaven, Minnesota.



ANDREW HEYDT

DIRECTOR OF TEAM OPERATIONS

Andrew Heydt is in his sixth full season with the Minnesota Wild and fourth as Director of Team Operations. In this role, he oversees all aspects of team travel and logistics. Heydt joined the Wild as Team Operations Manager after being named to the position in January of 2015 also managed internal player relations for Minnesota the last five seasons (2015-19).

Before joining the Wild, Heydt spent five years working in Major League Baseball (2010-2015) including two seasons as Coordinator, Player Relations and Media Service with the Minnesota Twins (2013-14), two seasons as Communications Coordinator for the Tampa Bay Rays (2011-12) and served as a Baseball Communications intern with the Twins in 2010. He also served as a part-time intern with the National Football League's Minnesota Vikings public relations department during the 2009 season.

During Heydt's tenure in the industry, he has successfully assisted in the execution of several marquee events including the opening of the Twins' Target Field in 2010, the 2014 MLB All-Star Game at Target Field, the 2016 NHL Coors Light Stadium Series Game at TCF Bank Stadium, the opening of the Wild's practice facility at TRIA Rink in Saint Paul in 2018, the 2019-20 NHL Return To Play in Edmonton, and multiple MLB and NHL postseason runs.

A native of Hayfield, Minn., Heydt graduated from Minnesota State, Mankato where he majored in Communications and served as a communications intern for Mavericks athletics working with their Division-I hockey program.

Andrew and his wife, Jill, reside in Bloomington with their son, Beckham.



JUDD BRACKETT

DIRECTOR OF AMATEUR SCOUTING

Judd Brackett is in his first season with the Minnesota Wild as Director of Amateur Scouting after being named to the position on July 9, 2020.

Brackett oversees the Wild's amateur scouting staff and is responsible for running the NHL Entry Draft for the organization. He joins Minnesota after spending the previous 12 seasons with the Vancouver Canucks. The native of Cape Cod, Mass., served as an Amateur Scout for the Canucks for seven seasons before he was named Director of Amateur Scouting on August 4, 2015.

Prior to joining Vancouver, he served as Head Scout and Vice President of Player Personnel for the Indiana Ice of the United States Hockey League (USHL), helping the Ice win two Clark Cups. Brackett began his scouting career in the Quebec Major Junior Hockey League (QMJHL) with the Gatineau Olympiques during the 2005-06 season. His tenure with Gatineau included winning the President's Cup in 2008.

The former goaltender played one season at Northeastern University (1996-97) and three seasons at Connecticut College (1997-2000). He was selected to the Hockey East All-Academic Team in 1997 and was named a two-time recipient of the Duncan Dayton Award at Connecticut College. Brackett also played one season professionally for CG Puigcerda in the Liga Nacional.

He and his wife, Lucie, have a daughter, Siena, and three sons, Pierce, Deacon and Rhett.



RICARD PERSSON

DIRECTOR OF EUROPEAN SCOUTING

Ricard Persson is in his 11th season with the Minnesota Wild and third as Director of European Scouting. He was named an amateur scout by the organization on July 13, 2010, and promoted to Director of European Scouting prior to the start of the 2018-19 season.

Persson joined the Wild as a scout after completing a long and successful playing career in North America, Europe and Asia. The defenseman was drafted by the New Jersey Devils in the second round (No. 23) of the 1987 NHL Entry Draft and collected 54 points (10-44=54) and 262 penalty minutes (PIM) in 229 career games with New Jersey, St. Louis and Ottawa from 1995-2002. The native of Ostersund, Sweden, also played professionally in Sweden for Leksands and Malmo (1988-95), in Germany with Berlin (2002-05); in Austria with Klagenfurt (2005-07), in Japan with Oji (2007-09) and finished his playing career in Italy with Cortina (2009-10). Persson played for Sweden at the 1988 and 1989 IIHF World Junior Championships. He ranked T-1st in tournament scoring amongst defensemen and was named the top defenseman at the 1989 tournament helping Sweden earn a silver medal. Persson also played for Sweden at the 2000 IIHF World Championship.

He and his wife, Katrina, have three children, Philip, Hannah and Samuel. The family resides in Malmo, Sweden.



HOCKEY OPERATIONS

PROFESSIONAL SCOUTS



Chris Kelleher



Mark Mowers



Richard Park

EUROPEAN SCOUTS



Ladislav Benysek



Max Kolu



Ivan Nepriev

AMATEUR SCOUTS



Patrick Baum



David Chiarelli



Christopher Hamel



Brian Hunter



T.J. Jindra



Guy Lapointe



Dan Leblanc



Dan Palango

HOCKEY OPERATIONS STAFF



Cindy Sweiger
Hockey Operations Administrator

=2020-2021=

COACHING STAFF

AND

LOCKER ROOM MANAGEMENT





DEAN EVASON

HEAD COACH

Dean Evason is in his first season as Head Coach with the Minnesota Wild after being named to the position on July 13, 2020. He was named interim Head Coach on Feb. 14, 2020 and led the team to an 8-4-0 record (.667). Evason is in his third season with Minnesota after being named an Assistant Coach on June 6, 2018.

He joined the Wild after spending six seasons (2012-18) as head coach of the Milwaukee Admirals in the American Hockey League (AHL), leading the team to a record of 242-161-53 (.588). Prior to serving as the Admirals head coach, he spent seven seasons as an assistant coach with the Washington Capitals (2005-12). During Evason's tenure with Washington, the Capitals went 294-206-74 (.576) and claimed four straight Southeast Division titles, advanced to the Stanley Cup Playoffs in each of his last five seasons (2008-12) and won the 2010 Presidents' Trophy. His responsibilities with the Capitals

included faceoffs (Washington finished in the NHL's Top 10 in faceoff percentage in five of his seven seasons), the penalty kill (which finished as high as second in the League under his watch (2010-11) and being in charge of the team's forwards.

Prior to joining the Capitals, the Flin Flon, Man., native spent six seasons as a head coach in the Western Hockey League (WHL). He served as co-coach of the Calgary Hitmen in 2004-05, head coach of the Vancouver Giants for two seasons (2002-04) and head coach of the Kamloops Blazers for three seasons (1999-02).

Evason totaled 372 points (139-233=372) and 1,002 penalty minutes (PIM) in 803 career NHL games during 13 seasons (1983-96) as a center with the Capitals, Hartford Whalers, San Jose Sharks, Dallas Stars and Calgary Flames. He added 29 points (9-20=29) and 132 PIM in 55 Stanley Cup Playoff contests. He was originally selected by Washington in the fifth round (89th overall) of the 1982 NHL Entry Draft.

An honored member of the Manitoba Hockey Hall of Fame, Evason served as a player/coach for Team Canada during the 1996-97 season, captaining the team to a gold medal at the 1997 World Championship. He retired as a player following two seasons as a player/coach with Landshut in the German League (1997-99).

Evason has three children, Bryce, Brianne and Brooke, and is married to Geneviève.

EVASON'S HEAD COACHING CAREER

YEAR	TEAM (LEAGUE)	REGULAR SEASON						PLAYOFFS			
		G	W	L	OT	PTS	PCT	G	W	L	PCT
2012-13	Milwaukee (AHL)	76	41	28	7	89	0.59	4	1	3	0.25
2013-14	Milwaukee (AHL)	76	39	24	13	91	0.60	3	0	3	0.00
2014-15	Milwaukee (AHL)	76	33	28	15	81	0.53	-	-	-	-
2015-16	Milwaukee (AHL)	76	48	23	5	101	0.66	3	0	3	0.00
2016-17	Milwaukee (AHL)	76	43	26	7	93	0.61	3	0	3	0.00
2017-18	Milwaukee (AHL)	76	38	32	6	82	0.54	-	-	-	-
2019-20	MINNESOTA (NHL)	12	8	4	0	16	0.67	4	1	3	0.33
Head Coach Totals (NHL)		12	8	4	0	16	0.67	4	1	3	0.33
Head Coach Totals (AHL)		456	242	161	53	537	0.59	13	1	12	0.08



BOB WOODS

ASSISTANT COACH

Bob Woods is in his fourth season as an Assistant Coach with the Minnesota Wild after being named to the position on June 24, 2017.

Prior to joining the Wild, he served as an assistant coach for the Buffalo Sabres during the 2016-17 season and spent two seasons (2014-16) as general manager and head coach of the Saskatoon Blades in the Western Hockey League (WHL).

Woods also served as an assistant coach with the Anaheim Ducks (2012-14) and Washington Capitals (2009-12) in the NHL, and with the Hershey Bears in the American Hockey League (AHL) from 2005-07. Woods became the Head Coach of the Bears 15 games into the 2007-08 season and helped Hershey win the AHL's Calder Cup championship in 2006 and 2009.

A former defenseman, Woods played professional hockey for 13 seasons (1988-2001), including stops in the IHL, ECHL and AHL. He won a Calder Cup while playing with Hershey in 1997, and won the ECHL's Kelly Cup with the Mississippi Sea Wolves in 1999. Woods was inducted into the Saskatchewan Junior Hockey Hall of Fame in 2019, the ECHL Hall of Fame in 2012 and was originally selected by New Jersey in the 10th round (201st overall) of the 1988 NHL Entry Draft.

He and his wife, Mary Sue, have two sons: Brendan, who recently signed a two-year contract with the Boston Bruins organization, and Colin, who plays hockey at Stevenson University.



BRETT MCLEAN

ASSISTANT COACH

Brett McLean is in his first season as an Assistant Coach for the Minnesota Wild after being named to the position on August 26, 2020. He spent the last three seasons (2017-20) as an Assistant Coach for the Iowa Wild in the American Hockey League (AHL). During his tenure the Iowa owned a record of 107-71-37 (.583).

McLean played 18 years of professional hockey including 385 games in the National Hockey League (NHL) with the Chicago Blackhawks, Colorado Avalanche and Florida Panthers. During his NHL tenure, he collected 162 career points (56-106=162) in six seasons (2002-09). The former center played in seven different leagues from 1999-2017, compiling 1,111 pro games between the NHL, AHL, IHL, ECHL, SEL, Swiss-A and the Austrian League. The Comox, BC native also represented Canada many times during his career including at the U-18 level, the World Juniors and for six Spengler Cups, winning the Spengler Cup in 2012. McLean also won the Swiss-A championship in 2010. He completed his pro career in 2016-17 in Austria with Linz EHC. The former forward was originally drafted by the Dallas Stars in the ninth round (242nd overall) of the 1997 NHL Entry Draft. McLean skated in 274 AHL games in six seasons, totaling 198 career points (72-126=198) with Cincinnati, Saint John, Houston, Norfolk and Rockford (1998-12).

He and his wife, Brenna, have a daughter Darian, and two sons, Nixon and Nash.





DARBY HENDRICKSON

ASSISTANT COACH

Darby Hendrickson is in his 11th season as an Assistant Coach with the Minnesota Wild.

Hendrickson was an original member of the Wild and one of the most popular players in team history, playing four seasons (2000-04) and scoring the team's first goal at Xcel Energy Center on Oct. 11, 2000 vs. Philadelphia. The Richfield, Minn., native posted 60 points (29-31=60) in 182 regular season games with the Wild. He appeared in 17 playoff matches with Minnesota in 2003 and recorded five points (2-3=5) including the game-winning goal in Game 7 of the Western Conference Semifinal at Vancouver on May 8, 2003. Hendrickson also skated with Toronto, the New York Islanders, Vancouver and Colorado, posting 129 points (65-64=129) and 370 PIM in 518 games in parts of 10 NHL seasons.

He played for the University of Minnesota for two seasons (1991-93) after earning the 1991 Minnesota Mr. Hockey Award while playing for Richfield High School and was a member of the 1994 United States Olympic Team. Prior to joining the Wild, Hendrickson served as a studio analyst for FOX Sports North and an analyst for KSTC-TV, Channel 45's coverage of the state high school hockey tournament, as well as a National Hockey League Players' Association (NHLPA) Northwest Division Representative.

He and his wife, Dana, are the parents of four children: Mason, Addison, Beckett and Rennick.



FREDERIC CHABOT

GOALTENDING COACH

Frederic Chabot was named Goaltending Coach for the Minnesota Wild on August 26, 2020. He spent the previous five seasons (2015-20) as the Wild's Goaltending Development Coach working with goalie prospects throughout the organization, including goaltenders playing for the Iowa Wild in the American Hockey League (AHL), as well as Minnesota draft picks.

The former NHL netminder joined the Wild after serving as the Goaltending Coach for the Edmonton Oilers for five seasons (2009-14). Prior to working for the Oilers, he served as a Goaltending Consultant with Hockey Canada and its National Junior Team, helping Canada win a gold medal at the 2009 World Junior Championship. Chabot was also an instructor at Hockey Canada's Program of Excellence Goaltending Camp for three years (2007-09). The native of Hebertville-Station, Que., worked as a Goaltending Consultant with Berlin (DEL) in 2008-09, capturing the league championship with the Ice Bears. Chabot also worked with AIK Stockholm (SWE-2) from 2007-09, overseeing goaltending for the entire organization.

Chabot played 17 seasons of professional hockey (1989-2006) and appeared in a total of 32 NHL contests with the Montreal Canadiens, Los Angeles Kings and Philadelphia Flyers. He spent a majority of his career in the International Hockey League (IHL) and was named the IHL's Most Valuable Player and Top Goaltender in 1999-2000 after going 36-19-7 with a 2.13 GAA and a .920 SV% in 62 games with the Houston Aeros. Chabot was also named best goaltender in the AHL (Baz Bastien Award) in 1993-94, MVP of the IHL in 1996-97 and best goaltender in the German League in 2002-03. He also backstopped the Vienna Capitals to the regular season and playoff championship in the Austrian League in 2004-05. He was originally drafted by the New Jersey Devils in the 10th round (192nd overall) of the 1986 NHL Entry Draft.

He and his wife, Suzanne, have a son, Gabriel, and reside in Quebec City.



TONY DACOSTA

HEAD EQUIPMENT MANAGER

Tony DaCosta is in his 21st season as Head Equipment Manager for the Minnesota Wild. He oversees all of the club's equipment needs along with running the team's home dressing room at Xcel Energy Center.

Prior to joining the Wild, the Winnipeg, Man., native was part of the Winnipeg Jets organization for more than 19 years. At the age of 13, DaCosta started working for the Winnipeg Jets as a dressing room attendant and equipment manager for NHL teams visiting the Winnipeg Arena. He was then promoted to Assistant Equipment Manager. During that time, DaCosta gained invaluable knowledge and experience that helped him in his role as one of the Coyotes Equipment Managers, a position he held when the Jets moved to Phoenix in 1996.

He also served as Equipment Manager for the NHL All-Star Games in 2004 (Saint Paul) and 1998 (Vancouver) and held the same position with Team Canada at the 2009 World Championship in Switzerland and the 2001 World Championship in Germany.

He and his wife, June, have two daughters, Summer and Rylee.



JOHN WORLEY

HEAD ATHLETIC TRAINER

John Worley is in his 12th season as an Athletic Trainer for the Minnesota Wild. His responsibilities include managing player rehabilitation and the day-to-day medical needs of Wild players. Prior to joining the Wild, Worley served as Manager of Sports Medicine Services at the Rothman Institute Orthopaedics in Philadelphia, Pa., for five years.

Worley previously spent 16 years with the Philadelphia Flyers, including 10 seasons as Head Athletic Trainer. A native of Ridley Park, Pa., he graduated with a B.S. in Health and Physical Education with certification in Athletic Training from West Chester University in 1980.

Worley is a Certified Athletic Trainer through the National Athletic Trainers Association and is licensed with the Minnesota Board of Medical Practice. He is a member of the Professional Hockey Athletic Trainers Society as well as a professional member of the American College of Sports Medicine.

He and his wife, Tracey, have two daughters, Taylor and Morgan.



RICK BRONWELL

ASSISTANT EQUIPMENT MANAGER

Rick Bronwell is in his 11th season as Assistant Equipment Manager with the Minnesota Wild. He is responsible for assisting Minnesota's equipment needs both at home and on the road, as well as locker room set-up and equipment repair.

Bronwell is a certified member of the Athletic Equipment Managers Association and spent three seasons as Assistant Equipment Manager for the San Jose Sharks (2007-10) before joining the Wild. Prior to that post, Bronwell spent five seasons as Head Equipment Manager for the Houston Aeros of the AHL (2002-07). A member of the Aeros 2003 Calder Cup Championship team, Bronwell also served as the Head Equipment Manager for Team Canada at the 2004 AHL All-Star Game. Before joining Houston, he was the Head Equipment Manager in 2001-02 for the Atlantic City Boardwalk Bullies of the ECHL. A native of Kansas City, Mo., Bronwell served as the

Assistant Equipment Manager for the Kansas City Blades of the International Hockey League from 1996-2001 and served as a game night assistant on the staff from 1992-96.

He and his wife, Heather, have two daughters, Ashleigh and Addison.



MATT BENZ

ASSISTANT EQUIPMENT MANAGER

Matt Benz is in his 19th season as Assistant Equipment Manager for the Minnesota Wild. His responsibilities include supporting Minnesota's equipment needs at home and on the road, taking care of the club's equipment needs for its annual summer development camp and the Traverse City prospects tournament.

Benz assisted multiple teams during the 2004 World Cup of Hockey in Saint Paul, working with Team Russia during their training camp and Team Finland and Slovakia for their games at Xcel Energy Center.

Benz joined the Wild as a game night dressing room attendant in 2000-01 following a career in Sales and Marketing. The Saint Paul native attended Hill-Murray School in Maplewood and graduated from the University of St. Thomas.

He and his wife, Emily, have two daughters, Elena and Lily.



TRAVIS GREEN

ASSISTANT ATHLETIC TRAINER & MASSAGE THERAPIST

Travis Green is in his 14th year with the Minnesota Wild as an Assistant Athletic Trainer and Massage Therapist. In this role Green helps to manage player rehabilitation and the day-to-day medical needs/coverage for Wild players. In addition, his responsibilities include providing manual therapies to players and staff in order to prevent injuries from occurring as well as assisting in the healing process. Prior to joining the Minnesota Wild in a full-time role, Green served as a part-time assistant athletic trainer/massage therapist during the 2007-08 season.

In 2011, Green worked with USA Hockey in a supporting role as a massage therapist and athletic trainer. He served as the Massage Therapist for the IIHF Women's World Championship in Zurich, Switzerland, where the U.S. won a third consecutive championship. Since that time he has served as the Athletic Trainer/Massage Therapist for several camps, international tournaments, and games.

Green is a Minnesota native and 1997 graduate of Bethel University with a B.A. in Athletic Training as well as a double minor in Health and Physical Education. He is a Certified Athletic Trainer through the National Athletic Trainers Association and is registered with the Minnesota Board of Medical Practice. He is also a member of the Professional Hockey Athletic Trainers Society. In 2005, Green completed his therapeutic bodywork/massage therapy degree from CenterPoint Massage School in Minneapolis. He is a EMT, Level 1 Certified Fascial Stretch Therapist (CFST), completed CranioSacral Therapy (level 1) through the Upledger Institute, and was a Certified Strength and Conditioning Specialist through the National Strength and Conditioning Association over a span of 10 years.

Green resides in Saint Paul and has two daughters, Sidney and Lauren, and a son, Ryan.



PHILIP E. WATSON

ASSISTANT ATHLETIC TRAINER

Philip E. Watson is in his second season as Assistant Athletic Trainer for the Minnesota Wild. He is responsible for helping manage player rehabilitation, injury prevention and the day-to-day medical needs of Wild players. Prior to joining the Wild, he spent the last two years as a surgical athletic trainer and orthopaedic technologist with an orthopaedic surgeon in Pennsylvania. He also worked with NBA officials at all Philadelphia 76ers home games.

Most notably, Watson spent five seasons (2013-17) with the New York Islanders as an Assistant Athletic Trainer. He joined the Islanders staff after spending 2012 with Major League Soccer's (MLS) Columbus Crew as an Assistant Athletic Trainer. Watson also served as the Athletic Trainer for the 2017 U-18 Women's National U.S. Soccer Team Training Camp.

The Grand Rapids, Minn., native graduated from Bethel University in 2009 with a B.A. in Athletic Training and received a M.S. in Exercise Science from the University of Maine in 2011. He began his career, returning to his alma mater in 2011 as an Assistant Athletic Trainer for Bethel's Men's Ice Hockey and Men's Soccer teams.

Watson is a Certified Athletic Trainer with the National Athletic Trainers' Association, certified for Basic Life Support for Healthcare Providers and Professional Rescuers, certified in Sound Assisted Soft Tissue Mobilization, a Certified Orthopaedic Technologist and is a published author in the Journal of Comparative Exercise Physiology.

He and his wife, Maura, reside in Woodbury.





SEAN SKAHAN

STRENGTH & CONDITIONING COACH

Sean Skahan is in his fifth season as Strength and Conditioning Coach for the Minnesota Wild after being named to the position on June 20, 2016. He served in the same capacity for the Men's Ice Hockey and Field Hockey teams at Boston University in 2015-16. Prior to joining the Terriers in the summer of 2015, Skahan spent 13 seasons as the Strength and Conditioning Coach for the Anaheim Ducks. During his time with the Ducks, the team advanced to the Stanley Cup in 2003 and won the 2007 Stanley Cup. Prior to working with the Ducks, Skahan served as an Assistant Strength and Conditioning Coach at Boston College (2001-02) and the University of North Dakota (2000-01).

While earning his Master's degree in Kinesiology, he worked as a Graduate Assistant Strength and Conditioning Coach at the University of Minnesota (1999-2000) and earned his Bachelor's degree in Exercise Physiology from the University of Massachusetts Boston in 1998.

Skahan also holds certifications from the National Strength and Conditioning Association (N.S.C.A.), Functional Movement Screen (F.M.S.), the Postural Restoration Institute (P.R.I.), and Reflexive Performance Reset (RPR).

He also presents at strength and conditioning conferences worldwide when his schedule permits and is the author of Total Hockey Training.

Skahan has two sons, Will and Wyatt.



TREY SAARI

ASSISTANT STRENGTH AND CONDITIONING COACH

Trey Saari is in his first season as an Assistant Strength and Conditioning Coach for the Minnesota Wild. He spent the previous three seasons as a Strength and Conditioning intern with the organization. Prior to joining the Wild, Saari spent one season as a Graduate Assistant Strength and Conditioning Coach for the men's hockey team at Michigan Technological University.

Saari earned a Master's degree in Kinesiology and Health from Miami University, while also serving as an Interim Strength and Conditioning Coach for the men's golf team. He earned a Bachelor's degree in Exercise Science from Michigan Technological University and served as an intern for the men's hockey team.

Saari and his fiancé, Ariana, live in Edina.



JONAS PLUMB

VIDEO COACH

Jonas Plumb is in his 10th season as Video Coach for the Minnesota Wild. He is in charge of organizing the team's video requirements during the season.

Prior to joining the Wild, Plumb worked for Hockey Canada in 2010-11, preparing video for various men's and women's tournaments. Plumb worked for the Swedish men's hockey team at the 2010 Winter Olympics and the National Hockey League's (NHL) Washington Capitals during the 2008-09 season with Head Coach Bruce Boudreau. He has also spent time with the Western Hockey League's (WHL) Vancouver Giants, where he helped the team win the 2007 Memorial Cup and the 2006 WHL Championship.

He and his fiancé, Kristen, live in Wayzata.



SHELDON BURNS

MEDICAL DIRECTOR

Dr. Sheldon Burns is in his 20th year as Medical Director for the Minnesota Wild. His duties with the Wild include serving as Head Team Physician, coordinating medical care for players and staff and organizing the club's medical staff. Dr. Burns is a board certified specialist in Family Practice, Emergency Medicine and Sports Medicine.

Dr. Burns has served in official capacities at seven Olympic Games, two World Championships and three Goodwill Games, including working with the 1980 and 1984 Olympic hockey teams and the 1982 and 1983 United States World Championship hockey teams. He was the Team Physician for the 2008 United States Olympic Team in Beijing, China, and served in the same capacity for the United States at the 2004 Olympic Games in Athens, Greece. In 2007, Dr. Burns served as the Chief Medical Officer for the United States at the 24th International World University Games in Bangkok, Thailand, and was the Team Physician at the 2007 Tournament of Americas.

He also served as Deputy Commissioner of the International Olympic Committee's Medical Commission, which was responsible for all medical care at the Olympic Games in Atlanta, Sydney and Nagano. Dr. Burns is also the Medical Director of the NBA's Minnesota Timberwolves, the WNBA's Minnesota Lynx, and Team Physician for the NFL's Minnesota Vikings and the MLS's Minnesota United Loons. His practice is at Edina Family Physicians - Allina.

Dr. Burns has lectured on sports medicine in Europe, Asia and North America and has been recognized nationally and internationally for his work. He was awarded the NBA's Physician of the Year in 2005, named Minnesota's Family Physician of the Year in 2014 and named the NFL's Physician of the Year in 2019.

Born and raised in Grand Meadow, Minn., and a summer resident of Nisswa, Minn., he received his undergraduate degree from Hamline University in Saint Paul and earned his medical degree in 1974 from the University of Minnesota Medical School. Dr. Burns and Sharon live in Edina and have five children and nine grandchildren.



DAN PETERSON

TEAM PHYSICIAN

Dr. Daniel Peterson is in his 20th year as a Team Physician for the Minnesota Wild. In addition to other associations, he is a member of the NHL Team Physician Society and the American Academy of Family Physicians.

Dr. Peterson is a board certified specialist in Family Medicine and Sports Medicine. A native of Mt. Iron, Minn., he also serves as an Assistant Physician for the Minnesota Vikings. Dr. Peterson has served as a Team Physician at the 2004 World Cup of Hockey and the 2004 NHL All-Star Game. He has worked in the same role with Macalester College teams (1996-2009), the Minnesota Swarm (2005-12), as well as at the World Figure Skating Championships, the Solheim Cup and U.S. Women's Open golf tournaments, and numerous football, basketball and tennis events.

After graduating from the University of Minnesota Medical School, Dr. Peterson completed his family practice residency and a sports medicine fellowship at the Hennepin County Medical Center.

In addition to his role with the Wild, Dr. Peterson is a family practice physician at Edina Family Physicians, PA, and has been named one of America's Top Family Doctors (2008-10) and was named to Minnesota Monthly's List of Best Doctors twice (2016, 2017).



MEDICAL TEAM



JOEL BOYD

ORTHOPEDIC SURGEON

Dr. Joel L. Boyd is in his 21st year with the Minnesota Wild as Orthopedic Surgeon. In addition to his role with the Wild, he also serves as a Physician at TRIA Orthopaedic Center in Bloomington and is the Head Team Physician for the University of Minnesota Football team.

Dr. Boyd has also served as Team Physician for the NFL's Minnesota Vikings and is a United States Olympic Team Physician. He worked as an Olympic Team Physician for the United States men's and women's hockey teams in Nagano, Japan in 1998 and as a National Team Physician with USA Hockey at World Championships in Switzerland, Sweden and Germany. Dr. Boyd previously held the role of Co-Medical Director for the International Hockey League's (IHL) Minnesota Moose.

He completed his undergraduate work and received a Master of Science degree from Bucknell University and graduated from Temple University Medical School. Dr. Boyd completed his orthopedic training at the Cleveland Clinic Foundation and his fellowship training at the University of Western Ontario, Canada.



BRAD NELSON

ASSISTANT TEAM ORTHOPEDIC SURGEON

Dr. Brad Nelson is in his 12th year with the Minnesota Wild as Assistant Team Orthopedic Surgeon, specializing in shoulder and knee surgery. In addition to his duties with the Wild, he is the Medical Director for the University of Minnesota Athletic Department, is an Associate Professor of Orthopedic Surgery at the University of Minnesota, and also works at TRIA Orthopaedic Center in Bloomington.

Dr. Nelson has worked as the Team Physician for multiple USA Hockey teams and tournaments, including the U.S. National Team Development Program and the Under-18 World Championship camp. Over the past 14 years, he has also worked as the Team Physician for numerous sports teams at the University of Minnesota, including the men's and women's ice hockey programs.

Raised in Little Falls, Minn., Dr. Nelson graduated from the University of Minnesota Medical School and spent his residency at the University of Colorado. He went to the United States Military Academy for the West Point Sports Medicine Fellowship, where he was an Orthopedic Surgeon and Team Physician for the men's hockey, football, basketball and baseball teams.

Among other affiliations, Nelson is a member of the American Orthopedic Society for Sports Medicine and has written multiple research articles and book chapters.



=2020-2021=

THE PLAYERS





No 27

**NICK
BJUGSTAD**

(BYOOG-stad)


CENTER

Shoots: Right

Ht: 6-6 • Wt: 208

Born: 7/17/92

Minneapolis, MN, USA



2019-20 HIGHLIGHTS

- Missed 60 games due to injury.
- Underwent core muscle surgery (11/21) and missed 46 games. Underwent herniated disc surgery (5/26) and missed remainder of season.
- Skated season-high 15:34 at NYR (11/12).
- Tallied a goal and plus-3 rating at BOS (11/4).

CAREER

- Set a career best plus/minus rating in 2018-19.
- Recorded a goal for his 200th career point at BUF (3/14/19).
- Scored a goal in 400th career NHL game at PHI (2/11/19).
- Registered 100th career NHL assist vs. WPG (11/1/18).
- Tallied first career NHL hat trick at TB (3/6/18).
- Set career highs in games played, assists, points and shots on goal in 2017-18.
- Ranked third on team in shots on goal and fifth in goals in 2017-18.
- Ranked second on team plus/minus rating, T-2nd in goals and scoring and fourth in shots on goal in 2016 playoffs.
- Recorded a point in first three career Stanley Cup Playoff contests (2-2=4).
- Scored first career Stanley Cup Playoff goal (GWG) and added assist in Game 2 of Eastern Conference Quarterfinal vs. NYI (4/15/16, Griess).
- Tallied assist in Stanley Cup Playoff debut in Game 1 of Eastern Conference Quarterfinal vs. NYI (4/14/16).
- Ranked second on team in PPG and T-5th in shots on goal in 2015-16.
- Tallied career highs in goals and PPG in 2014-15.
- Led team in goals and shots on goal and ranked third in scoring in 2014-15.
- Recorded first career NHL hat trick at TB (3/6/18).
- Led team in scoring and GWG, ranked T-2nd in goals, third in shots on goal and T-3rd in assists in 2013-14.
- Notched career highs with four points (2-2=4) and plus-4 rating at ANA (11/16/14).
- Tallied goal for first NHL point at TB (4/27/13, Lindback).
- Made NHL debut vs. WSH (4/6/13).
- Has represented the United States at four international tournaments.
- Collected four points (1-3=4) in eight games at the 2017 IIHF World Championship.
- Notched two assists in 10 games at the 2013 IIHF World Championship as United States claimed the bronze medal.
- Recorded six points (4-2=6) in six games at the 2012 IIHF World Junior Championship. Ranked T-1st on team in goals.
- Tallied four points (2-2=4) in six contests at the 2011 IIHF World Junior Championship and helped Team USA win the bronze medal.
- Played three seasons (2010-13) at the University of Minnesota and notched 98 points (54-44=98) in 109 games (2010-13).
- Tallied 42 points (25-17=42) in 40 contests in 2011-12 and was named to the WCHA First All-Star Team and Second All-American Team.
- Played three seasons at Blaine High School and was named Mr. Hockey in 2010 after recording 69 points (35-34=69) in 30 games.

CAREER TRANSACTIONS

- Acquired by Minnesota from Pittsburgh in exchange for a conditional draft pick in the 2021 NHL Entry Draft, Sept. 11, 2020; Acquired by Pittsburgh from Florida with Jared McCann in exchange for Derick Brassard, Riley Sheahan, a second-round selection (Vladislav Kolyachonok) and two fourth round selections (Eric Hjorth and Dmitri Voronkov) in the 2019 NHL Entry Draft, Feb. 1, 2019; Selected by Florida in the first round (19th overall) of the 2010 NHL Entry Draft.
- Signed through 2020-21. Becomes an unrestricted free agent 2021-22.

PERSONAL

- Wife, Jackie, and daughters, Layla and Lucy.
- As the Wild celebrates 20 years this season, one of Nick's first memories of Minnesota was Andrew Brunette's Game 7 OT winner against Colorado.
- Lists Muhammad Ali as one athlete he would like to interview.
- If he had to team up with a fellow Wild player for a competitive reality show like the "Amazing Race", he would pick Alex Stalock because Alex is high energy and fun to be around.

BJUGSTAD VS. NHL

TEAM	GP	G	A	PTS	+/-	PIM	TEAM	GP	G	A	PTS	+/-	PIM	TEAM	GP	G	A	PTS	+/-	PIM
ANA	11	3	4	7	-1	4	EDM	12	1	3	4	-5	21	PIT	14	1	2	3	-6	13
ARI	9	1	3	4	-3	2	FLA	2	0	0	0	-1	0	SJ	11	6	1	7	-1	2
BOS	21	4	9	13	1	6	LA	9	2	2	4	-4	0	STL	9	3	2	5	-3	2
BUF	25	9	11	20	11	16	MIN	10	1	1	2	-6	10	TB	21	9	7	16	2	2
CAR	18	4	3	7	-1	4	MTL	19	5	3	8	4	4	TOR	21	6	4	10	2	14
CGY	10	2	2	4	-3	0	NJ	14	3	3	6	-1	6	VAN	10	1	3	4	-1	6
CHI	12	2	2	4	-4	4	NSH	12	3	0	3	-1	4	VGK	2	0	2	2	1	0
CBJ	18	6	3	9	0	8	NYI	15	5	4	9	-3	4	WAS	16	2	5	7	2	6
COL	10	0	3	3	-5	2	NYR	21	4	4	8	-9	8	WPG	13	3	4	7	-2	6
DAL	11	1	3	4	2	4	OTT	21	2	6	8	-2	14							
DET	22	5	6	11	0	14	PHI	20	3	5	8	-5	12							

BJUGSTAD'S CAREER STATS

SEASON	TEAM	LEAGUE	GP	G	A	PTS	+/-	PIM	PP	SH	GW	S	%	BS	H	TOI	FO%
2010-11	Univ. of Minnesota	WCHA	29	8	12	20	-	51	1	2	1	-	-	-	-	-	-
2011-12	Univ. of Minnesota	WCHA	40	25	17	42	-	28	8	0	3	-	-	-	-	-	-
2012-13	FLORIDA	NHL	11	1	0	1	-8	2	0	0	0	17	5.9	2	17	15:13	40.2
	Univ. of Minnesota	WCHA	40	21	15	36	-	28	11	0	5	-	-	-	-	-	-
2013-14	FLORIDA	NHL	76	16	22	38	-14	16	0	1	4	185	8.6	23	117	16:13	48.9
2014-15	FLORIDA	NHL	72	24	19	43	-7	38	7	0	3	207	11.6	29	148	16:35	48.9
2015-16	FLORIDA	NHL	67	15	19	34	-8	41	6	0	3	171	8.8	28	87	15:31	51.7
2016-17	FLORIDA	NHL	54	7	7	14	-19	22	1	0	1	91	7.7	9	72	13:09	47.6
2017-18	FLORIDA	NHL	82	19	30	49	5	41	1	0	1	230	8.3	19	95	15:07	51.0
2018-19	FLORIDA	NHL	32	5	7	12	2	16	1	0	1	60	8.3	18	44	14:30	51.0
	PITTSBURGH	NHL	32	9	5	14	4	14	1	0	1	94	9.6	9	82	15:45	48.5
2019-20	PITTSBURGH	NHL	13	1	1	2	3	8	0	0	0	18	5.6	7	19	12:14	39.6
NHL TOTALS			439	97	110	207	-42	198	17	1	14	1,073	9.0	144	681	15:17	49.1

BJUGSTAD'S PROFESSIONAL PLAYOFF CAREER

SEASON	TEAM	LEAGUE	GP	G	A	PTS	+/-	PIM	PP	SH	GW	S	%	BS	H	TOI	FO%
2015-16	FLORIDA	NHL	5	2	2	4	6	2	0	0	1	21	9.5	1	14	19:08	46.3
2018-19	PITTSBURGH	NHL	4	0	0	0	-3	2	0	0	0	11	0.0	0	16	14:12	39.0
NHL TOTALS			9	2	2	4	3	4	0	0	1	32	6.3	1	30	16:57	44.1

BJUGSTAD'S CAREER HIGHLIGHTS

Goals, Game: 3 – at TB, 3/6/18

Assists, Game: 2 – eight times

Points, Game: 4 – 11/16/14 at ANA

PIM, Game: 17 – 1/10/16 at EDM

+/-, Game: 4 – 11/16/14 at ANA

Shots, Game: 8 – four times

TOI, Game: 22:13 – 3/7/14 vs. BUF

Goal Streak: 3g – 12/14-12/18/14

Assist Streak: 4g – 3/7-3/14/14

Point Streak: 5g – two times

Career Hat Tricks: 1

Career Shootout: 11-32



**NICK
BJUGSTAD**

No 27



No 13

**NICK
BONINO**
(boh-NEE-noh)
CENTER

Shoots: Left
Ht: 6-1 • Wt: 195
Born: 4/20/88
Hartford, CT, USA



2019-20 HIGHLIGHTS

- Led team forwards and ranked third on the team in blocked shots during the 2020 playoffs.
- Ranked second in the NHL in blocked shots amongst NHL forwards.
- Ranked T-2nd on team in goals, third in plus/minus rating and fourth in blocked shots.
- Tied career best with a plus-4 rating vs. NYI (2/13)
- Skated season-high 22:14 and won season-best 14 faceoffs in 600th career NHL game at ANA (1/5).
- Notched third career hat trick and career-high nine shots vs. CHI (10/29).

CAREER

- Won consecutive Stanley Cups with the Pittsburgh Penguins in 2016 and 2017.
- Three of his six career GWG in the playoffs have come in overtime.
- Leads NHL forwards in blocked shots since the start of the 2012-13 season.
- Led team in faceoff percentage during 2019 playoffs.
- Set career highs in games played and plus/minus rating in 2018-19. Plus/minus rating tied franchise record.
- Ranked T-1st on team in plus/minus rating, fourth in goals, T-4th in PPG and fifth in blocked shots in 2018-19.
- Tallied a career-best, three-game goal streak (3-0=3, 1/19-1/23/19).
- Recorded three points (1-2=3) in Game 6 of 2018 Western Conference Quarterfinal at COL (4/22/18).
- Posted a career-best faceoff percentage in 2017-18. Ranked third on team in faceoff percentage.
- Ranked T-6th amongst NHL forwards in blocked shots in 2017-18.
- Tallied an assist for 200th career NHL point vs. NYI (2/5/18).
- Won 2017 Stanley Cup with the Pittsburgh Penguins.
- Led team forwards in blocked shots during the 2017 playoffs.
- Tallied GWG in third period of Game 1 of 2017 Eastern Conference Semifinal at WSH (4/27/17).
- Set a career high and ranked T-1st amongst NHL forwards in blocked shots in 2016-17.
- Posted second career hat trick at WPG (3/8/17).
- Won 2016 Stanley Cup with the Pittsburgh Penguins.
- Led team in assists during 2016 playoffs.
- Collected the GWG in Game 1 of 2016 Stanley Cup Final vs. SJ (5/30/16).
- Scored the series-winning goal in overtime in Game 6 of 2016 Eastern Conference Semifinal vs. WSH (5/10/16).
- Recorded a playoff career-best, five-game assist streak (0-6=6, 5/21-5/2/16) during 2016 postseason.
- Posted career-highs with four assists and five points (1-4=5) at DET (3/26/16).
- Scored his first career SHG vs. BUF (3/29/16).
- Finished third in blocked shots amongst NHL forwards in 2014-15.
- Ranked second on team in GWG and fourth in scoring and assists in 2014-15.
- Scored the GWG in overtime in Game 7 of 2014 Western Conference Quarterfinal at DAL (4/27/14).
- Posted career-highs in goals, assists, points, shots on goal, PPG and PPP (20) in 2013-14.
- Finished second on the team in PPG, third in goals and points and fourth in assists in 2013-14.
- Ranked T-7th amongst NHL forwards in blocked shots in 2013-14.
- Tallied GWG in overtime in Game 5 of 2013 Western Conference Quarterfinal vs. DET (5/8/13).
- Recorded GWG in Game 3 of 2013 Western Conference Quarterfinal at DET (5/4/13).
- Ranked third in blocked shots amongst NHL forwards in 2012-13.
- Notched first career NHL assist vs. EDM (4/11/10).
- Scored first career NHL goal (PPG) in second career game vs. DAL (3/29/10, Lehtonen).
- Made NHL debut at EDM (3/26/10).
- Notched four points (1-3=4) in five games to help the United States win the bronze medal at the 2018 IIHF World Championship.
- Earned a bronze medal with Team USA at the 2015 IIHF World Championship, posting two goals and two assists in 10 contests.
- Won the 2009 NCAA National Championship with Boston University and served as an alternate captain.
- Named to the 2009 Frozen Four All-Tournament Team.
- Recorded 117 points (45-72=117) in 116 games during three seasons at Boston University (2007-10).
- Tallied 50 points (18-32=50) in 44 games during sophomore season in 2008-09.

CAREER TRANSACTIONS

- Acquired by Minnesota with a second-round selection (Ryan O'Rourke) and third-round selection (traded to Detroit Red Wings, Detroit selected Eemil Viro) in the 2020 NHL Entry Draft from the Nashville Predators in exchange for Luke Kunin and a fourth-round selection (Adam Wilsby) in the 2020 NHL Entry Draft, Oct. 7, 2020; Signed by Nashville as a free agent, July 1, 2017; Acquired by Pittsburgh with Adam Clendening and a 2016 second-round selection (Filip Gustavsson) from the Vancouver Canucks in exchange for Brandon Sutter and a 2016 third-round selection (William Lockwood), July 28, 2015; Acquired by the Vancouver Canucks with Luca Sbisa, a 2014 first-round selection (Jared McCann) and a 2014 third-round selection (traded to New York Rangers, Rangers selected Keegan Iverson) from the Anaheim Ducks in exchange for Ryan Kesler and a 2015 third-round selection (Deven Sideroff), June 27, 2014; Signed by Anaheim as a free agent, March 21, 2010; Selected by San Jose in the sixth round (173rd overall) of the 2007 NHL Entry Draft.
- Signed through 2020-21. Becomes an unrestricted free agent 2021-22.

PERSONAL

- Charitable interests include Children's Hospital and a military initiative in Nashville named Bones Barracks in honor of his late grandfather.
- He hopes one thing from quarantine that remains in every day life is getting more quality family time.
- Lists Kyle Mooney as a celebrity he would like to interview.
- If he had to team up with a fellow Wild player for a competitive reality show like the "Amazing Race", he would pick Ryan Hartman because Ryan is very outdoorsy.

BONINO VS. NHL

TEAM	GP	G	A	PTS	+/-	PIM	TEAM	GP	G	A	PTS	+/-	PIM	TEAM	GP	G	A	PTS	+/-	PIM
ANA	16	1	6	7	2	4	EDM	32	6	12	18	10	8	PIT	11	0	0	0	-3	2
ARI	31	4	15	19	7	10	FLA	16	2	5	7	8	4	SJ	28	6	11	17	11	4
BOS	15	3	2	5	-5	0	LA	29	6	3	9	14	10	STL	27	7	6	13	3	8
BUF	16	4	3	7	-1	0	MIN	25	2	4	6	-4	6	TB	15	0	3	3	-8	8
CAR	19	2	6	8	1	8	MTL	15	1	4	5	3	6	TOR	14	1	4	5	0	4
CGY	26	5	1	6	-1	2	NJ	18	6	8	14	10	6	VAN	25	9	6	15	6	12
CHI	22	5	4	9	-2	6	NSH	14	2	4	6	-4	6	VKG	9	3	1	4	0	8
CBJ	18	2	6	8	-2	2	NYI	19	2	6	8	9	2	WAS	21	7	5	12	-4	7
COL	25	4	14	18	11	12	NYR	16	5	4	9	1	4	WPG	23	8	2	10	5	0
DAL	31	8	1	9	-7	8	OTT	16	2	5	7	3	4							
DET	19	4	5	9	2	4	PHI	15	5	4	9	7	6							

BONINO'S CAREER STATS

SEASON	TEAM	LEAGUE	GP	G	A	PTS	+/-	PIM	PP	SH	GW	S	S%	BS	H	TOI	FO%
2009-10	ANAHEIM	NHL	9	1	1	2	0	6	1	0	0	14	7.1	3	4	14:13	43.6
2010-11	ANAHEIM	NHL	26	0	0	0	-3	4	0	0	0	23	0.0	10	18	9:48	47.0
2011-12	ANAHEIM	NHL	50	5	13	18	1	8	0	0	0	63	7.9	39	18	12:29	43.0
2012-13	ANAHEIM	NHL	27	5	8	13	-3	8	1	0	3	37	13.5	49	11	15:53	46.8
2013-14	ANAHEIM	NHL	77	22	27	49	14	22	7	0	3	159	13.8	68	28	16:14	48.8
2014-15	VANCOUVER	NHL	75	15	24	39	7	22	1	0	3	149	10.1	90	31	16:55	47.4
2015-16	PITTSBURGH	NHL	63	9	20	29	13	31	2	1	0	97	9.3	67	22	15:50	50.4
2016-17	PITTSBURGH	NHL	80	18	19	37	-5	16	6	1	0	142	12.7	99	60	16:39	48.0
2017-18	NASHVILLE	NHL	71	12	13	25	4	20	0	0	0	83	14.5	72	18	15:38	54.3
2018-19	NASHVILLE	NHL	81	17	18	35	27	18	3	0	0	118	14.4	70	24	16:18	51.8
2019-20	NASHVILLE	NHL	67	18	17	35	17	16	1	0	0	104	17.3	89	17	16:31	52.6
NHL TOTALS			626	122	160	282	72	171	22	2	13	989	12.3	656	251	15:41	49.6

BONINO'S PROFESSIONAL PLAYOFF CAREER

SEASON	TEAM	LEAGUE	GP	G	A	PTS	+/-	PIM	PP	SH	GW	S	S%	BS	H	TOI	FO%
2010-11	ANAHEIM	NHL	4	0	0	0	-1	2	0	0	0	7	0.0	2	4	11:37	38.1
2012-13	ANAHEIM	NHL	7	3	1	4	2	4	2	0	2	16	18.8	10	8	16:38	55.6
2013-14	ANAHEIM	NHL	13	4	4	8	3	8	1	0	1	22	18.2	15	14	17:44	45.8
2014-15	VANCOUVER	NHL	6	1	2	3	-2	4	0	0	0	13	7.7	8	2	16:35	47.7
2015-16	PITTSBURGH	NHL	24	4	14	18	9	12	0	0	2	41	9.8	50	16	17:12	48.5
2016-17	PITTSBURGH	NHL	21	4	3	7	4	2	0	0	1	33	12.1	29	17	16:52	52.3
2017-18	NASHVILLE	NHL	13	2	3	5	-1	9	0	0	0	26	7.7	9	9	16:48	53.4
2018-19	NASHVILLE	NHL	6	0	2	2	-3	2	0	0	0	7	0.0	6	1	15:29	58.8
2019-20	NASHVILLE	NHL	4	1	0	1	-2	2	0	0	0	7	14.3	9	2	16:23	58.2
NHL TOTALS			98	19	29	48	9	45	3	0	6	172	11.0	138	73	16:42	50.5

BONINO'S CAREER HIGHLIGHTS

Goals, Game: 3 – three times
Assists, Game: 4 – at DET, 3/26/16
Points, Game: 5 – at DET, 3/26/16
PIM, Game: 5 – vs. WSH, 12/14/15

+/-, Game: 4 – two times
Shots, Game: 9 – vs. CHI, 10/29/19
TOI, Game: 23:05 – vs. COL, 10/17/16
Goal Streak: 3g – 1/19-1/23/19

Assist Streak: 4g – 12/31-1/7/14
Point Streak: 4g – five times
Career Hat Tricks: 3
Career Shutout: 9-26



NICK BONINO

No 13




No 25

JONAS BRODIN

(JOE-nuhs broh-DEEN)

DEFENSEMAN

Shoots: Left
Ht: 6-1 • Wt: 194
Born: 7/12/93
Karlstad, SWE



2019-20 HIGHLIGHTS

- Set career highs in points and assists.
- Led team in blocked shots and SHP (2), ranked second in plus/minus rating and fourth in assists.
- Has played in 171 consecutive games - longest active streak on team.
- Recorded three, three-game point streaks (0-3=3, 2/25-2/28; 0-4=4, 12/3-12/7; 1-2=3, 11/14-11/19).
- Tied career best with plus-4 rating at DET (2/27).
- Blocked career-high seven shots at EDM (2/21).
- Notched two assists at TB (12/5) including 100th of career to become sixth defenseman in team history to reach milestone.
- Skated season-high 27:31 at FLA (12/3).
- Recorded two assists vs. OTT (11/29).
- Led team and tied career best with four hits at ARI (11/9).
- Tallied an assist in 500th career NHL game vs. STL (11/2) to become fourth defenseman and seventh player in franchise history to reach milestone.

CAREER

- Ranks T-1st in games played, second in blocked shots and third in scoring and assists in franchise history amongst team defensemen in the playoffs.
- Set career highs in plus/minus rating, PIM and blocked shots in 2017-18.
- Led team in plus/minus rating (T-10th amongst NHL defensemen) and blocked shots, and ranked fourth in TOI/game in 2017-18.
- Tallied goal at SJ (4/7/18) for 100th career NHL point.
- Set career highs in PPA (5) and GWG in 2016-17.
- Ranked third on team in blocked shots and fourth in TOI/game in 2016-17.
- Ranked T-1st on team in plus/minus rating, T-2nd amongst team defensemen in scoring and third in blocked shots during 2016 playoffs.
- Registered first career playoff goal and multi-point game (1-1=2) in Game 6 of 2016 Western Conference Quarterfinal vs. DAL (4/24/16, Lehtonen).
- Notched career-high three assists vs. PIT (11/25/16).
- Recorded career-high seven shots vs. COL (11/19/16).
- Ranked third on team in blocked shots and fourth in TOI/game in 2015-16.
- Set career high in TOI/game in 2014-15.
- Ranked second on team in TOI/game and third in blocked shots during 2015 playoffs.
- Led team in blocked shots, ranked T-1st in plus/minus rating (T-9th amongst NHL defensemen) and second in TOI/game (18th in NHL, no one younger had a higher TOI/game) in 2014-15.
- Skated career-high 31:54 at ARI (12/14/14).
- Tallied assist for first career playoff point in Game 1 of 2014 Western Conference Quarterfinal at COL (4/17/14).
- Ranked T-27th in NHL in TOI/game in 2013-14. Skated more than 25 minutes in a game 34 times.
- Set career highs in goals and PPG in 2013-14. Ranked second on team in blocked shots.
- Made Stanley Cup Playoff debut in 2013 and ranked second on the team in TOI/game and blocked shots. TOI/game ranked first amongst NHL rookies and 10th in the NHL.
- As the youngest defenseman in the NHL in 2012-13, led rookies in TOI/game - 1:38 more than any other rookie. Total was second-highest by a rookie in franchise history.
- Named to the 2013 NHL All-Rookie Team. Finished fourth in Calder Memorial Trophy voting, first amongst rookie defensemen.
- Led NHL rookie defensemen in takeaways (18) and ranked fourth in blocked shots in 2012-13.
- Ranked 37th in NHL in TOI/game in 2012-13.
- Scored first NHL goal and recorded plus-2 rating vs. COL (3/14/13, Varlamov).
- Tallied an assist and skated 19:05 in NHL debut at DET (1/25/13).
- Netted four assists in 42 regular games and two goals in 14 playoff games to help Farjestad BK Karlstad win 2011 playoff championship.
- Has participated in six international tournaments for Sweden.
- Tallied three points (1-2=3) and a plus-6 rating in 10 games to help Sweden win the gold medal at 2017 IIHF World Championship.
- Scored one goal in seven games for Sweden at the 2012 IIHF World Championship.

- Notched four assists as Sweden won gold at the 2012 IIHF World Junior Championship.
- Helped Sweden earn silver medals at the 2010 and 2011 IIHF Under-18 World Championships.
- Represented Sweden at 2010 World Under-17 Hockey Challenge.

CAREER TRANSACTIONS

- Selected by Minnesota in the first round (10th overall) of the 2011 NHL Entry Draft.
- Signed through 2027-28. Becomes an unrestricted free agent 2028-29.

PERSONAL

- As the Wild celebrates 20 years this season, one of Jonas' first memories of Minnesota was the 2011 NHL Entry Draft - it was his first time in the state.
- If he could be friends with a fictional character in real life it would be Spiderman.
- If he had to team up with a fellow Wild player for a competitive reality show like the "Amazing Race", he would pick Zach Parise because they would fly around on private planes.

BRODIN VS. NHL

TEAM	GP	G	A	PTS	+/-	PIM	TEAM	GP	G	A	PTS	+/-	PIM	TEAM	GP	G	A	PTS	+/-	PIM
ANA	21	2	4	6	-2	14	EDM	23	0	2	2	-2	2	PIT	14	2	6	8	-2	2
ARI	22	0	3	3	1	4	FLA	12	2	7	9	5	2	SJ	22	2	2	4	-1	2
BOS	11	0	1	1	2	4	LA	23	2	4	6	5	2	STL	31	1	6	7	3	8
BUF	12	1	2	3	6	6	MIN	-	-	-	-	-	TB	12	0	3	3	3	0	
CAR	13	0	3	3	7	2	MTL	14	0	3	3	0	2	TOR	14	0	1	1	-3	4
CGY	24	0	4	4	7	10	NJ	12	0	2	2	0	4	VAN	23	1	7	8	-1	12
CHI	28	2	2	4	-2	10	NSH	32	3	2	5	-9	10	VGK	8	1	5	6	6	0
CBJ	16	0	4	4	0	2	NYI	11	2	2	4	3	4	WAS	10	0	1	1	-3	0
COL	35	2	10	12	-1	12	NYR	12	1	1	2	3	0	WPG	29	3	6	9	0	14
DAL	30	0	10	10	1	20	OTT	14	2	5	7	6	6							
DET	16	1	4	5	14	2	PHI	11	0	4	4	1	2							

BRODIN'S CAREER STATISTICS

SEASON	TEAM	LEAGUE	GP	G	A	PTS	+/-	PIM	PP	SH	GW	S	S%	BS	H	TOI
2012-13	MINNESOTA	NHL	45	2	9	11	3	10	1	0	0	51	3.9	60	17	23:12
	Houston	AHL	9	2	2	4	2	4	0	0	0	13	15.4	—	—	—
2013-14	MINNESOTA	NHL	79	8	11	19	0	22	3	0	0	74	10.8	117	33	23:54
2014-15	MINNESOTA	NHL	71	3	14	17	21	8	0	0	1	95	3.2	128	31	24:10
2015-16	MINNESOTA	NHL	68	2	5	7	-5	18	0	0	0	58	3.4	110	34	20:25
2016-17	MINNESOTA	NHL	68	3	22	25	5	20	2	0	2	85	3.5	89	20	19:34
2017-18	MINNESOTA	NHL	73	6	15	21	23	30	0	1	1	77	7.8	139	34	21:36
2018-19	MINNESOTA	NHL	82	4	14	18	-15	30	0	1	2	111	3.6	135	61	20:33
2019-20	MINNESOTA	NHL	69	2	26	28	15	24	0	0	0	103	1.9	112	41	21:33
WILD/NHL TOTALS			555	30	116	146	47	162	6	1	6	654	4.6	890	271	21:50

BRODIN'S CAREER PLAYOFF STATISTICS

SEASON	TEAM	LEAGUE	GP	G	A	PTS	+/-	PIM	PP	SH	GW	S	S%	BS	H	TOI
2012-13	MINNESOTA	NHL	5	0	0	0	-3	0	0	0	0	3	0.0	13	7	26:23
2013-14	MINNESOTA	NHL	13	0	2	2	3	12	0	0	0	11	0.0	16	9	23:38
2014-15	MINNESOTA	NHL	10	0	0	0	-2	0	0	0	0	3	0.0	17	8	21:53
2015-16	MINNESOTA	NHL	6	1	2	3	3	0	0	0	0	1	100.0	15	2	20:36
2016-17	MINNESOTA	NHL	5	0	1	1	-3	0	0	0	0	5	0.0	7	1	19:00
2017-18	MINNESOTA	NHL	5	0	2	2	-3	2	0	0	0	9	0.0	11	2	24:42
2019-20	MINNESOTA	NHL	4	0	2	2	1	0	0	0	0	8	0.0	3	3	23:48
WILD/NHL TOTALS			48	1	9	10	-4	14	0	0	0	40	2.5	82	32	22:49

BRODIN'S CAREER HIGHLIGHTS

Goals, Game: 1 - 30 times
Assists, Game: 3 - two times
Points, Game: 3 - two times
PIM, Game: 4 - seven times

+/-, Game: 4 - two times
Shots, Game: 7 - vs. COL, 11/19/16
TOI, Game: 31:54 - at ARI, 12/13/14
Goal Streak: 2g - 10/25-10/27/18

Assist Streak: 4g - 2/16-2/22/15
Point Streak: 4g - 2/16-2/22/15
Career Hat Tricks: None
Career Shootout: 0-0



JONAS BRODIN

No 25



2019-20 HIGHLIGHTS

- Recipient of 2020 King Clancy Memorial Trophy (9/6).
- Led team in TOI/game and blocked shots and ranked second in shots on goal during playoffs.
- Led team in shots, ranked second in hits, third in TOI/game and fourth in blocked shots during regular season.
- Shot total ranked 15th amongst NHL defensemen.
- Recorded season-best three points (2-1=3) and career-best plus-4 rating at DET (2/27).
- Skated in 400th career NHL game vs. SJ (2/15).
- Tallied GWG in overtime and assist vs. CHI (2/4). Ranks first in franchise history with five career overtime goals.
- Registered two assists and plus-3 vs. DET (1/22).
- Recorded season-high six shots at CGY (1/9).
- Recorded season-high four blocked shots and 28:23 in TOI at TB (12/5).
- Tied career best with seven hits at BOS (11/23) - tied for most hits by Wild player this season.
- Recorded 100th career NHL assist vs. CAR (11/16) to become fifth defenseman in franchise history to reach milestone.

CAREER

- Led NHL defensemen in goals (19) and ranked T-1st in PPG (8) during 2018 calendar year.
- Led team in TOI/game (fifth in NHL) and ranked second in hits during 2018 playoffs.
- Set career highs in games played, goals, points, GWG, assists, PPA (10), TOI/game, shots, hits and blocked shots in 2017-18. Point total ranked third all-time amongst team defensemen.
- Ranked T-1st amongst NHL defensemen in overtime goals (2), T-4th in GWG, T-10th in goals and 19th in scoring in 2017-18.
- Ranked second on team in plus/minus rating and hits, T-2nd in GWG, third in TOI/game and assists, fourth in blocked shots, T-4th in multi-point games (10) and fifth in scoring in 2017-18.
- Tallied career-high four points (1-3=4) vs. DAL (3/29/18) and franchise record for points in a game by a defenseman.
- Notched 100th career NHL point with an assist at CHI (1/10/18).
- Skated career-best 31:02 vs. CGY (12/12/17).
- Led team in hits and ranked third in TOI/game during 2017 playoffs.
- Led team defensemen in goals and ranked T-6th amongst NHL defensemen in PPG in 2016-17. Ranked third on team in TOI/game and PIM, T-3rd in PPG and fifth in hits and blocked shots.
- Finished T-3rd on team in PPG and fourth in PIM in 2015-16. Ranked second amongst team defensemen in goals and shots and third in scoring.
- Ranked T-8th in PPG and T-13th in GWG amongst NHL defensemen in 2015-16.
- Registered nine shots at TB (1/2/16) to set franchise record for most shots in a game by a defenseman.
- Tallied GWG in consecutive games for first career goal streak (12/3-12/5/15).
- Ranked T-1st in scoring amongst team defensemen, T-1st on team in PPG and second in hits during 2015 playoffs. Led NHL rookie defensemen in hits and shots on goal and ranked T-1st amongst all NHL defensemen in PPG.
- Registered PPG in Stanley Cup Playoff debut - Game 1 of 2015 Western Conference Quarterfinal at STL (4/16/15, Allen).
- Led NHL rookie defensemen in plus/minus rating, ranked third in goals and fifth in scoring and shots on goal in 2014-15.
- Set a franchise record plus/minus rating by a rookie defenseman in 2014-15.
- Tallied first career overtime goal and blocked a career-high five shots at NSH (3/17/15) - fastest overtime goal scored on the road in team history (22 seconds).
- Recorded two assists and plus-4 rating in 2015 AHL All-Star Game (1/26/15).
- Collected first NHL assist vs. CAR (10/24/13).
- Recorded first career NHL goal vs. DAL (10/12/13, Ellis).
- Made NHL debut vs. ANA (10/5/13) to become second-youngest defenseman to make his debut with the Wild (19 years, 72 days).
- Led the WHL in plus/minus rating and WHL defensemen in goals and ranked second in scoring during 2014 playoffs.
- Began 2012-13 season with Minnesota but did not appear in an NHL game before he was reassigned to Red Deer (1/12/13).
- Tallied two points (1-1=2) and a plus-8 rating in 10 games as Canada won the gold medal at 2016 IIHF World Championship. Ranked T-4th amongst tournament defensemen in plus/minus rating.
- Served as an alternate captain, recorded an assist and led team defensemen with a plus-4 rating in seven games with Team Canada at 2014 IIHF World Junior Championship.

No 24

MATT DUMBA (DUHM-ba) DEFENSEMAN

Shoots: Right
Ht: 6-0 • Wt: 185
Born: 7/25/94
Regina, SK, CAN



- Captain of Team Canada at 2012 IIHF Under-18 World Championship. Recorded tournament-best 12 points (5-7=12) in seven games and named Best Defenseman of tournament as Canada captured a bronze medal.
- Captained Canada at the 2011 Under-18 Ivan Hlinka Memorial Tournament and recorded three points (2-1=3) in five games to help Canada capture gold.
- Led WHL defensemen in goals and ranked sixth in points in 2011-12. His nine PPG led Red Deer.
- Named WHL rookie of the year in 2010-11. Led team rookies in goals, points and plus/minus rating (plus-24). His plus/minus rating ranked second amongst WHL rookies.

CAREER TRANSACTIONS

- Selected by Minnesota in the first round (seventh overall) of the 2012 NHL Entry Draft.
- Signed through 2022-23. Becomes an unrestricted free agent 2023-24.

PERSONAL

- Charitable interests include ACES and Hockey Diversity Alliance.
- As the Wild celebrates 20 years this season, one of Matt's first memories of Minnesota was a family trip to the cities he took when he was 16 years old. His mom said at the end of the trip it would be pretty nice if he was drafted to the Wild and a year later Matt was selected in the first round.
- If he could be friends with a fictional character in real life it would be Ricky and Morty.
- If he had to team up with a fellow Wild player for a competitive reality show like the "Amazing Race", he would pick Ryan Hartman because Ryan is both really competitive and has hunter/tracking instincts to get them around directionally.

DUMBA VS. NHL

TEAM	GP	G	A	PTS	+/-	PIM	TEAM	GP	G	A	PTS	+/-	PIM	TEAM	GP	G	A	PTS	+/-	PIM
ANA	15	4	1	5	-5	12	EDM	16	4	4	8	8	8	PIT	9	0	1	1	-10	10
ARI	16	1	5	6	-5	2	FLA	12	0	4	4	7	2	SJ	13	2	2	4	0	11
BOS	9	0	3	3	1	4	LA	16	2	4	6	0	8	STL	21	6	4	10	2	14
BUF	11	2	2	4	8	7	MIN	-	-	-	-	-	-	TB	11	0	1	1	-4	8
CAR	13	0	6	6	1	8	MTL	10	2	7	9	8	6	TOR	10	1	1	2	-3	2
CGY	17	2	1	3	-4	13	NJ	8	0	1	1	2	0	VAN	18	1	9	10	4	4
CHI	22	3	5	8	-7	13	NSH	20	6	4	10	-5	10	VGK	6	2	5	7	3	5
CBJ	10	0	2	2	5	15	NYI	8	0	6	6	0	4	WAS	10	2	1	3	-3	6
COL	25	1	8	9	5	12	NYR	10	4	4	8	6	4	WPG	24	3	5	8	-8	12
DAL	23	6	6	12	10	2	OTT	12	6	3	9	4	17							
DET	8	2	5	7	8	6	PHI	8	0	2	2	-1	0							

DUMBA'S CAREER STATISTICS

SEASON	TEAM	LEAGUE	GP	G	A	PTS	+/-	PIM	PP	SH	GW	S	S%	BS	H	TOI
2012-13	Red Deer	WHL	62	16	26	42	10	80	6	1	1	-	-	-	-	-
	Houston	AHL	3	0	0	0	0	2	0	0	0	1	0	-	-	-
2013-14	MINNESOTA	NHL	13	1	1	2	-5	2	1	0	0	12	8.3	3	9	12:27
	Portland	WHL	26	8	16	24	31	37	5	0	0	-	-	-	-	-
2014-15	MINNESOTA	NHL	58	8	8	16	13	23	2	0	2	86	9.3	51	42	15:01
	Iowa	AHL	20	5	9	14	2	6	2	0	39	12.8	-	-	-	-
2015-16	MINNESOTA	NHL	81	10	16	26	1	38	6	0	3	152	6.6	56	83	16:50
2016-17	MINNESOTA	NHL	76	11	23	34	15	59	6	0	1	131	8.4	71	96	20:19
2017-18	MINNESOTA	NHL	82	14	36	50	15	41	2	0	4	176	8.0	112	136	23:48
2018-19	MINNESOTA	NHL	32	12	10	22	-5	21	6	0	1	93	12.9	43	60	23:23
2019-20	MINNESOTA	NHL	69	6	18	24	-7	41	1	0	1	167	3.6	88	98	22:30
WILD/NHL TOTALS			411	62	112	174	27	225	24	0	12	817	7.6	424	524	19:56

DUMBA'S CAREER PLAYOFF STATISTICS

SEASON	TEAM	LEAGUE	GP	G	A	PTS	+/-	PIM	PP	SH	GW	S	S%	BS	H	TOI
2012-13	Red Deer	WHL	9	2	2	4	-4	14	2	0	1	-	-	-	-	-
	Houston	AHL	5	0	0	0	-1	0	0	0	0	2	0.0	-	-	-
2013-14	Portland	WHL	21	8	10	18	18	33	4	0	1	-	-	-	-	-
2014-15	MINNESOTA	NHL	10	2	2	4	-1	2	2	0	0	15	13.3	11	24	16:05
2015-16	MINNESOTA	NHL	6	0	2	2	-2	6	0	0	0	5	0.0	4	6	14:31
2016-17	MINNESOTA	NHL	5	0	0	0	-1	2	0	0	0	7	0.0	4	19	23:53
2017-18	MINNESOTA	NHL	5	1	1	2	-4	4	0	0	1	10	10.0	9	13	26:58
2019-20	MINNESOTA	NHL	4	0	1	1	1	2	0	0	0	14	0.0	8	4	25:03
WILD/NHL TOTALS			30	3	6	9	-7	16	2	0	1	51	5.9	36	66	20:05

DUMBA'S CAREER HIGHLIGHTS

Goals, Game: 2 - six times
Assists, Game: 3 - two times
Points, Game: 4 - vs. DAL, 3/29/18
PIM, Game: 15 - vs. CBJ, 12/31/16

+/-, Game: 4 - at DET, 2/27/20
Shots, Game: 9 - at TB, 1/2/16
TOI, Game: 31:02 - vs. CGY, 12/12/17
Goal Streak: 3g - 11/13-11/17/18

Assist Streak: 3g - 3/4-3/9/18
Point Streak: 7g - 11/13-11/27/18
Career Hat Tricks: None
Career Shootout: 0-1



MATT DUMBA

No 24



2019-20 HIGHLIGHTS

- Tallied first career Stanley Cup Playoff goal in Game 4 of Qualifying Round series vs. VAN (8/7, Markstrom).
- Set career highs in points, goals, assists, GWG and TOI/game.
- Ranked T-2nd on team in GWG, fourth in hits and T-4th in plus/minus rating.
- Led team forwards in shorthanded TOI.
- Won 11 faceoffs vs. CBJ (2/25) and vs. ANA (12/10) to tie career best.
- Played in 200th career NHL game at VAN (2/19).
- Recorded first career PPG (GWG) vs. VGK (2/11).
- Notched two goals including GWG with 25.8 seconds remaining at DAL (2/7) for first career multi-goal game.
- Tallied three-game point streak (1-2=3, 12/23-12/29) to tie career best.
- Tied career high with six hits at FLA (12/3).
- Skated career-high 20:04 and registered season-high six shots vs. CAR (11/16).
- Recorded career-best, three-game assist streak (0-3=3, 11/2-11/7).

CAREER

- Tallied an assist in Game 3 of 2018 Western Conference Quarterfinal vs. WPG (4/15/18) for first career playoff point.
- Set career highs in games played, hits and blocked shots in 2017-18.
- Ranked third on team and fourth amongst NHL rookies in hits in 2017-18.
- Recorded career-best, three-game point streak (2-1=3, 3/17-3/24/18).
- Registered career-high seven shots and won all five faceoffs vs. OTT (1/22/18).
- Recorded career-best six hits at ANA (12/8/17) and at NYR (2/21/19).
- Blocked career-high five shots at MTL (11/9/17).
- Made Stanley Cup Playoff debut in Game 1 of 2017 Western Conference Quarterfinal vs. STL (4/12/17).
- Tallied goal, three hits and won 10 faceoffs vs. OTT (3/30/17) after being recalled from Farjestad BK two days earlier.
- Tallied six points (3-3=6) in seven playoff games for Farjestad BK in 2016-17. Led team in PPG (2) and hits (18), and ranked T-1st in goals and points.
- Ranked second on Farjestad BK in PPG and sixth in TOI/game (17:46) in 2016-17.
- Assigned to Farjestad BK in Swedish Elite League (11/17/16).
- Tallied first career GWG at BUF (10/27/16).
- Recorded three assists and plus-3 rating at BOS (10/25/16) to become fourth rookie in team history to tally three assists in a game and second rookie forward to register a plus-3 rating.
- Registered goal in NHL debut at NJ (10/22/16, Schneider) to become seventh player in Wild history to score a goal in his NHL debut.
- Ranked third on team in GWG, fourth in hits (51), fifth in shots on goal and T-6th in plus/minus rating in 2015-16.
- His nine goals were the most by a junior player in the Swedish Elite League in 2015-16.
- His six points in the Swedish Elite League were the most by any Under-18 player in 2014-15 and his 21 goals led the Under-20 League.
- Has participated in six international tournaments for Sweden.
- Tallied three points (1-2=3) and plus-five rating in 10 games to help Sweden win the gold medal at the 2017 IIHF World Championship.
- Tallied nine points (6-3=9) in seven games serving as captain for Sweden at the 2017 IIHF World Junior Championship. Ranked T-2nd in tournament with two GWG and plus-8 rating, third in goals, seventh in scoring and eighth in shots on goal (24).
- Played for Sweden at the 2016 IIHF World Junior Championship. Tallied two points (1-1=2) including a GWG and ranked second on team in shots on goal (25). Sweden lost to the United States in the Bronze Medal Game.


NO 14

JOEL
ERIKSSON EK

(JUHL AIR-ihk-suhn EHK)

CENTER

Shoots: Left
Ht: 6-3 • Wt: 208
Born: 1/29/97
Karlstad, SWE



- Notched six points (5-1=6) in five games for Sweden at the 2015 IIHF Under-18 World Championship. Led team in goals and ranked T-1st in scoring.
- Represented Sweden at 2014 Ivan Hlinka Memorial Tournament and 2014 World Under-17 Hockey Challenge.

CAREER TRANSACTIONS

- Selected by Minnesota in the first round (20th overall) of the 2015 NHL Entry Draft.
- Signed through 2020-21. Becomes a restricted free agent 2021-22.

PERSONAL

- Charitable interests include hospital visits and youth hockey.
- He hopes in the next 20 years, cars that never crash will be invented.
- Lists Zlatan Ibrahimovic, a Swedish professional soccer player, as one athlete he would like to interview.
- If he had to team up with a fellow Wild player for a competitive reality show like the "Amazing Race", he would pick Victor Rask because it would be fun to see Victor drive his car.

ERIKSSON EK VS. NHL

TEAM	GP	G	A	PTS	+/-	PIM	TEAM	GP	G	A	PTS	+/-	PIM	TEAM	GP	G	A	PTS	+/-	PIM
ANA	9	0	2	2	-3	4	EDM	8	2	1	3	2	4	PIT	6	0	1	1	-2	2
ARI	8	0	3	3	-3	2	FLA	6	0	2	2	0	2	SJ	9	0	1	1	-3	0
BOS	7	0	3	3	-1	2	LA	7	2	1	3	1	6	STL	9	1	2	3	2	6
BUF	4	1	2	3	2	0	MIN	-	-	-	-	-	TB	5	2	1	3	2	4	
CAR	5	0	1	1	3	2	MTL	4	0	0	0	0	2	TOR	5	0	1	1	-1	0
CGY	9	1	2	3	1	0	NJ	6	4	1	5	5	0	VAN	9	0	0	0	1	2
CHI	8	0	1	1	0	4	NSH	10	1	1	2	-1	6	VGK	6	1	2	3	1	4
CBJ	6	1	0	1	0	2	NYI	5	1	2	3	-1	0	WAS	4	0	0	0	-6	0
COL	13	0	2	2	-7	6	NYR	5	0	2	2	2	0	WPG	9	2	2	4	4	2
DAL	10	2	0	2	-2	2	OTT	6	1	3	4	3	2							
DET	6	1	2	3	1	0	PHI	6	1	1	2	3	2							

ERIKSSON EK'S CAREER STATISTICS

SEASON	TEAM	LEAGUE	GP	G	A	PTS	+/-	PIM	PP	SH	GW	S	S%	BS	H	TOI	FO%
2014-15	Farjestad BK	Sweden	34	4	2	6	0	4	1	-	0	41	9.8	7	12	8:54	-
2015-16	Farjestad BK	Sweden	41	9	6	15	7	18	1	-	4	77	11.7	10	51	12:43	-
2016-17	MINNESOTA	NHL	15	3	4	7	1	4	0	0	1	15	20.0	8	23	10:36	41.3
	Iowa	AHL	1	1	0	1	-1	0	1	0	0	2	50.0	-	-	-	-
	Farjestad BK	Sweden	26	8	8	16	4	12	5	-	0	74	10.8	15	42	17:46	-
2017-18	MINNESOTA	NHL	75	6	10	16	2	22	0	0	0	124	4.8	46	134	12:46	42.6
	Iowa	AHL	8	3	5	8	-1	8	0	0	1	20	15.0	-	-	-	-
2018-19	MINNESOTA	NHL	58	7	7	14	-7	20	0	0	2	111	6.3	24	117	13:30	45.7
	Iowa	AHL	9	4	5	9	-3	8	2	0	2	31	12.9	-	-	-	-
2019-20	MINNESOTA	NHL	62	8	21	29	7	22	1	0	4	102	7.8	43	93	15:43	46.2
WILD/NHL TOTALS			210	24	42	66	3	68	1	0	7	352	6.8	121	367	13:42	44.9

ERIKSSON EK'S CAREER PLAYOFF STATISTICS

SEASON	TEAM	LEAGUE	GP	G	A	PTS	+/-	PIM	PP	SH	GW	S	S%	BS	H	TOI	FO%
2016-17	MINNESOTA	NHL	3	0	0	0	0	0	0	0	0	5	0.0	0	4	7:35	46.2
2017-18	MINNESOTA	NHL	5	0	1	1	0	0	0	0	0	10	0.0	2	5	12:47	0.0
2019-20	MINNESOTA	NHL	4	1	0	1	1	2	0	0	0	8	12.5	2	8	14:24	41.7
WILD/NHL TOTALS			12	1	1	2	1	2	0	0	0	23	4.3	4	17	12:01	40.0

ERIKSSON EK'S CAREER HIGHLIGHTS

Goals, Game: 2 – at DAL, 2/7/20
Assists, Game: 3 – at BOS, 10/25/16
Points, Game: 3 – at BOS, 10/25/16
PIM, Game: 4 – three times

+/-, Game: 3 – two times
Shots, Game: 7 – two times
TOI, Game: 20:04 – vs. CAR, 11/16/19
Goal Streak: 2g – three times

Assist Streak: 3g – 11/2-11/7/19
Point Streak: 3g – three times
Career Hat Tricks: None
Career Shootout: 0-0



JOEL ERIKSSON EK

NO 14



No 22

**KEVIN
FIALA**

(fee-A-lah)


LEFT WING

Shoots: Left

Ht: 5-10 • Wt: 198

Born: 7/22/96

St. Gallen, CHE



2019-20 HIGHLIGHTS

- Led team in goals, shots on goal and PIM in playoffs.
- Recorded two goals in Game 2 of Qualifying Round series at VAN (8/4) for first career multi-goal playoff game.
- Tallied GWG in Game 1 of Qualifying Round series at VAN (8/2).
- Set career highs in points, assists, PPG, PPP (18) and PIM and tied career bests in goals, PPA (9) and GWG.
- Led team in scoring and multi-point games (14), ranked T-1st in even-strength goals (14) and PPP, ranked second in goals, PPG, assists and shots and T-2nd in GWG.
- Tallied 26 points (14-12=26) in final 18 games of season. Ranked T-2nd in goals and third in scoring in the NHL since Feb. 4.
- Recorded eight shots at BOS (11/23) and vs. DAL (12/1) to tie his career high. Most shots by a Wild player in a game this season.
- Notched two goals including first career regular season overtime goal at ANA (3/8).
- Tallied career-best, six-game assist streak (5-7=12, 2/25-3/5).
- Set franchise record with five consecutive multi-point games and tied career best with five-game goal streak (5-6=11, 2/25-3/3).
- Named NHL First Star of the Week (3/2).
- Tied career high with three points (1-2=3) at DET (2/27) and vs. VGK (2/11).
- Skated season-high 21:35 vs. SJ (2/15).
- Registered two, five-game point streaks: 5-5=10, 2/4-2/11 and 2-4=6, 11/23-12/1.

CAREER

- Ranked T-2nd in NHL in games played in 2018-19.
- Recorded GWG in overtime of Game 2 of 2018 Western Conference Semifinal vs. WPG (4/29/18).
- Scored goals in Game 1 and 2 of 2018 Western Conference Semifinal against Winnipeg (4/27-4/29/18).
- Set career highs in goals, GWG, plus/minus rating and shots on goal in 2017-18.
- Ranked second on the team in even-strength goals (19), T-3rd in GWG, fourth in goals and T-6th in plus/minus rating in 2017-18.
- Tallied two goals in consecutive games for the first time in career (2/3-2/5/18).
- Recorded a career-best, five-game goal streak (5-0=5, 12/13-12/21/17).
- Tallied a career-high, nine-game point streak (8-4=12, 12/2-12/21/17).
- Notched a career-high eight shots vs. CHI (12/29/16) and vs. CAR (12/21/17).
- Tallied goals in Game 2 and 3 of 2017 Western Conference Quarterfinal against Chicago (4/15-4/17/17).
- Netted GWG in overtime of Game 3 of 2017 Western Conference Quarterfinal vs. CHI (4/17/17).
- Notched first career playoff goal in Game 2 vs. CHI (4/15/17, Crawford).
- Recorded first career multi-goal game with two goals vs. PIT (10/22/16).
- Scored first career NHL goal in second career NHL regular season game at WPG (1/14/16, Hellebuyck).
- Made NHL debut vs. MTL (3/24/15).
- Led team in scoring, ranked second in assists and T-3rd in goals in 2015-16.
- Led AHL in shootout-deciding goals (4) and ranked T-1st in shootout goals (five) in 2015-16.
- Made Stanley Cup Playoff debut in Game 4 of 2015 Western Conference Quarterfinal at CHI (4/21/15) and became the sixth-youngest player in League history to appear in a postseason game.
- Began 2014-15 season with HV-71 of the Swedish Hockey League. Assigned to Milwaukee (AHL) following 2015 IIHF World Junior Championship.
- Has appeared in seven IIHF World Championships with Switzerland.
- Recorded seven points (4-3=7) in eight games including two GWG and 30 shots on goal for Switzerland at the 2019 IIHF World Championship. Ranked T-1st on team in goals and T-2nd in scoring and named one of the team's top three players of the tournament.
- Notched five points (1-4=5) in five games to help Switzerland win a silver medal at 2018 IIHF World Championship.
- Recorded five points (4-1=5) in six games and named one of Switzerland's top three players at the 2015 IIHF World Junior Championship. Goal total ranked T-5th in the tournament.
- Tallied three points (1-2=3) in eight games for Switzerland at the 2015 IIHF World Championship.
- Finalist for the 2014 SHL Rookie of the Year Award.
- Appeared in Under-18 IIHF World Championship, IIHF World Junior Championship and IIHF World Championship with Switzerland in 2014 to become the third player to appear in all three tournaments in the same year.

- Led the Swiss in scoring at the 2014 IIHF Under-18 World Championship with nine points (4-5=9) in five games and at the 2014 IIHF World Junior Championship with five points (1-4=5) in five games as the team's youngest member. Named one of the team's top three players at Under-18 tournament.
- Was Switzerland's youngest player at the 2014 IIHF World Championship by three years and tallied three assists and a team-best plus-3 rating.
- Played for Switzerland at the 2012 and 2013 Ivan Hlinka Memorial Tournament.

CAREER TRANSACTIONS

- Acquired by Minnesota from Nashville in exchange for Mikael Granlund, Feb. 25, 2019; Selected by Nashville in the first round (11th overall) of the 2014 NHL Entry Draft.
- Signed through 2020-21. Becomes a restricted free agent 2021-22.

PERSONAL

- His charitable interests include visiting Children's Hospital and anything with animals.
- He hopes in the next 20 years, electric flights will be invented.
- Lists Michael Jordan and Tom Brady as two athletes that he would like to interview.
- If he had to team up with a fellow Wild player for a competitive reality show like the "Amazing Race", he would pick Jonas Brodin because he always has a fun time with Jonas.

FIALA VS. NHL

TEAM	GP	G	A	PTS	+/-	PIM	TEAM	GP	G	A	PTS	+/-	PIM	TEAM	GP	G	A	PTS	+/-	PIM
ANA	8	5	3	8	-1	2	EDM	8	2	0	2	-1	0	PIT	4	2	2	4	0	2
ARI	13	3	2	5	0	10	FLA	8	3	0	3	4	2	SJ	11	1	4	5	0	4
BOS	9	2	1	3	-5	2	LA	10	1	1	2	-6	4	STL	14	2	3	5	1	6
BUF	5	1	2	3	2	2	MIN	10	1	0	1	-4	4	TB	8	0	2	2	3	4
CAR	8	1	3	4	-3	4	MTL	9	2	1	3	2	2	TOR	5	1	2	3	-1	4
CGY	13	3	2	5	-4	12	NJ	7	2	3	5	6	4	VAN	9	4	2	6	-1	0
CHI	15	6	3	9	-2	6	NSH	5	3	1	4	1	0	VGK	9	4	6	10	3	6
CBJ	6	3	4	7	4	0	NYI	8	3	1	4	1	4	WAS	8	2	5	7	2	4
COL	16	3	9	12	-6	2	NYR	8	3	5	8	2	4	WPG	16	4	3	7	0	8
DAL	17	3	5	8	-5	4	OTT	6	0	4	4	-1	6							
DET	7	1	3	4	4	2	PHI	7	0	5	5	1	8							

FIALA'S CAREER STATISTICS

SEASON	TEAM	LEAGUE	GP	G	A	PTS	+/-	PIM	PP	SH	GW	S	S%	BS	H	TOI	FO%
2013-14	HV71 Jonkoping	Sweden	17	3	8	11	-2	10	—	—	—	—	—	—	—	—	—
2014-15	NASHVILLE	NHL	1	0	0	0	-1	0	0	0	0	3	0.0	1	0	11:25	—
	Milwaukee	AHL	33	11	9	20	-5	18	2	0	1	78	14.1	—	—	—	—
	HV71 Jonkoping	Sweden	20	5	9	14	-3	14	—	—	—	—	—	—	—	—	—
2015-16	NASHVILLE	NHL	5	1	0	1	0	0	0	0	0	11	9.1	2	2	13:09	—
	Milwaukee	AHL	66	18	32	50	-19	78	5	0	2	170	10.6	—	—	—	—
2016-17	NASHVILLE	NHL	54	11	5	16	1	18	0	0	1	114	9.6	14	44	13:31	—
	Milwaukee	AHL	22	7	12	19	8	45	0	0	2	76	9.2	—	—	—	—
2017-18	NASHVILLE	NHL	80	23	25	48	20	26	4	0	4	187	12.3	27	34	15:09	0.0
2018-19	MINNESOTA	NHL	19	3	4	7	-12	10	1	0	1	43	7.0	3	14	17:38	0.0
	NASHVILLE	NHL	64	10	22	32	-11	26	1	0	1	131	7.6	17	28	15:03	60.0
2019-20	MINNESOTA	NHL	64	23	31	54	-1	42	9	0	4	175	13.1	18	25	15:24	22.2
WILD TOTALS			86	26	35	61	-13	52	10	0	5	218	11.9	21	39	15:55	16.7
NHL TOTALS			287	71	87	158	-4	122	15	0	11	664	10.7	82	147	14:59	22.7

FIALA'S CAREER PLAYOFF STATISTICS

SEASON	TEAM	LEAGUE	GP	G	A	PTS	+/-	PIM	PP	SH	GW	S	S%	BS	H	TOI	FO%
2013-14	HV71 Jonkoping	Sweden	5	0	2	2	—	14	—	—	—	—	—	—	—	—	—
2014-15	NASHVILLE	NHL	1	0	0	0	-1	0	0	0	0	2	0.0	0	1	11:05	—
2015-16	Milwaukee	AHL	3	0	0	0	-3	2	0	0	0	5	0.0	—	—	—	—
2016-17	NASHVILLE	NHL	5	2	0	2	0	0	1	0	1	12	16.7	1	4	13:54	—
2017-18	NASHVILLE	NHL	12	3	1	4	-3	8	1	0	1	30	10.0	6	8	14:36	—
2019-20	MINNESOTA	NHL	4	3	1	4	1	10	1	0	1	19	15.8	1	7	17:38	50.0
WILD TOTALS			4	3	1	4	1	10	1	0	1	19	15.8	1	7	17:38	50.0
NHL TOTALS			22	8	2	10	-3	18	3	0	3	63	12.7	8	20	14:50	50.0

FIALA'S CAREER HIGHLIGHTS

Goals, Game: 2 – nine times
Assists, Game: 2 – nine times
Points, Game: 3 – three times
PIM, Game: 4 – three times

+/-, Game: 3 – four times
Shots, Game: 8 – four times
TOI, Game: 22:28 – at PHI, 12/20/18
Goal Streak: 5g – two times

Assist Streak: 6g – 2/25-3/5/20
Point Streak: 9g – 12/2-12/21/17
Career Hat Tricks: None
Career Shootout: 3-18



KEVIN FIALA

No 22




No 17 MARCUS FOLIGNO

(foh-LEE-noh)

LEFT WING

Shoots: Left
Ht: 6-3 • Wt: 223
Born: 8/10/91
Buffalo, NY, USA



2019-20 HIGHLIGHTS

- Led team in hits during playoffs and led NHL in hits/game (5.75) amongst players that played in more than one postseason contest.
- Set career highs in points and plus/minus rating.
- Led team in hits (T-18th in NHL) and ranked third in plus/minus rating.
- Ranked second amongst team forwards in SHTOI.
- Recorded season-high seven hits (5x) - tied for most hits by a Wild player during season.
- Notched two points (1-1=2) and season-best plus-3 rating at LA (3/7).
- Skated season-high 18:19 vs. NYR (2/13).
- Tallied consecutive multi-point games for first time in career (3-1=4, 1/4-1/5).
- Recorded season-high two goals and career-high four takeaways vs. CGY (1/5) - eighth career multi-goal game.
- Tallied two points (1-1=2) and game-high five hits vs. WPG (1/4).
- Recorded season-highs with three points (1-2=3) and five shots, and tied season-best with seven hits at ARI (12/19) - fourth career three point game.
- Tallied two, three-game point streaks (1-2=3, 12/7-12/12) and (2-1=3, 1/12-1/16).
- Recorded 100th career NHL assist vs. ANA (12/10).

CAREER

- Ranks ninth in the NHL in hits since the start of the 2013-14 season.
- Played in 500th career NHL game at CAR (3/23/19).
- Led team in PIM and hits during 2018 playoffs.
- Tallied first career playoff point with a goal in Game 3 of 2018 Western Conference Quarterfinal vs. WPG (4/15/18, Hellebuyck).
- Made Stanley Cup Playoff debut in Game 1 of 2018 Western Conference Quarterfinal at WPG (4/11/18).
- Set career high in assists in 2017-18.
- Led team in hits and PIM in 2017-18.
- Registered career-high six shots (all in first period) and tied career best with two assists vs. WPG (1/13/18).
- Set career highs in hits, goals, shots on goal and blocked shots in 2016-17. Hit total ranked fifth in the NHL.
- Recorded a career-high nine hits at TB (1/12/17).
- Registered 100th career NHL point with an assist vs. NYR (12/1/16).
- Tallied a career-high three points (2-1=3) including a penalty shot goal vs. MTL (2/12/16). Also tallied three points (1-2=3) vs. CGY (3/3/16).
- Established career high in TOI/game and ranked second on team in hits during 2014-15 season.
- Tallied a career-best, three-game goal streak (12/11-12/15/15).
- Logged an assist and a career-high 22:13 in TOI at BOS (4/12/14).
- Ranked fourth amongst NHL rookies in hits, sixth in PIM and T-8th in assists during 2012-13 season.
- Named NHL Rookie of the Month for March of 2012 after scoring 11 points (6-5=11) in 11 games.
- Tallied five goals and seven points during first six NHL games, including a career-best, five-game point streak (5-2=7, 3/10-3/19/12). Became third active player with five or more goals in his first six NHL games, joining Evgeni Malkin (7) and Teemu Selanne (5).
- Notched career highs with two goals and a plus-3 rating in his fourth career NHL contest vs. COL (3/14/12).
- Scored first career NHL goal at OTT (3/10/12, Bishop).
- Made NHL debut at OTT (12/20/11).
- Named Rochester Americans Rookie of the Year in 2011-12. Led team and ranked fourth amongst AHL rookies with a plus-19 rating. Also led team in GWG.
- Won a silver medal playing for Canada at the 2011 IIHF World Junior Championship recording four points (2-2=4) in seven games.
- Scored 11 PPG and ranked second in the OHL with five SHG in 2010-11. Named to the OHL's Second All-star Team and selected as OHL Eastern Conference's "Best Body Checker" in the OHL Coaches Poll.
- Collected 139 points (54-85=139) including 19 PPG and 382 PIM in 245 career OHL games with Sudbury (2007-11).

CAREER TRANSACTIONS

- Acquired by Minnesota with Tyler Ennis and a third-round selection (Jack McBain) in the 2018 NHL Entry Draft from Buffalo in exchange for Jason Pominville, Marco Scandella and a fourth-round selection (Linus Cronholm) in the 2018 NHL Entry Draft, June 30, 2017; Selected by Buffalo in the fourth round (104th overall) of the 2009 NHL Entry Draft.
- Signed through 2020-21. Becomes an unrestricted free agent 2021-22.

PERSONAL

- The Foligno family started the Janis Foligno Foundation in 2010 after Marcus' mom passed away from breast cancer in July of 2009.
- Wife, Natascia, and daughters, Olivia and Camila.
- His hometown of Sudbury, Ontario is known for the biggest smoke stack in Canada.
- If he had to team up with a fellow Wild player for a competitive reality show like the "Amazing Race", he would pick Ryan Hartman because Ryan is street smart and spends a lot of his off season in the woods.

FOLIGNO VS. NHL

TEAM	GP	G	A	PTS	+/-	PIM	TEAM	GP	G	A	PTS	+/-	PIM	TEAM	GP	G	A	PTS	+/-	PIM
ANA	15	0	2	2	-4	7	EDM	15	2	2	4	-1	2	PIT	20	1	5	6	-5	6
ARI	14	5	4	9	3	2	FLA	24	4	6	10	7	45	SJ	17	0	1	1	-2	8
BOS	25	2	6	8	-4	24	LA	16	1	4	5	5	13	STL	18	3	1	4	-5	13
BUF	4	0	2	2	0	10	MIN	7	1	1	2	3	2	TB	24	6	4	10	4	31
CAR	19	3	6	9	7	8	MTL	28	6	7	13	1	24	TOR	28	3	8	11	-3	28
CGY	16	6	2	8	0	18	NJ	15	2	3	5	-3	14	VAN	16	2	2	4	-2	11
CHI	17	3	1	4	-2	14	NSH	20	0	4	4	0	20	VGK	8	1	0	1	3	9
CBJ	17	1	5	6	-1	12	NYI	19	3	3	6	1	11	WAS	20	1	5	6	-1	36
COL	20	5	1	6	-2	4	NYR	20	3	6	9	7	22	WPG	23	6	8	14	2	16
DAL	20	0	2	2	-4	5	OTT	25	3	2	5	-3	36							
DET	16	0	2	2	-4	13	PHI	19	2	3	5	-5	27							

FOLIGNO'S CAREER STATISTICS

SEASON	TEAM	LEAGUE	GP	G	A	PTS	+/-	PIM	PP	SH	GW	S	S%	BS	H	TOI	FO%
2007-08	Sudbury	OHL	66	5	6	11	-28	38	0	0	1	-	-	-	-	-	-
2008-09	Sudbury	OHL	65	12	18	30	-21	96	5	0	1	-	-	-	-	-	-
2009-10	Sudbury	OHL	67	14	25	39	-3	156	3	1	1	-	-	-	-	-	-
2010-11	Sudbury	OHL	47	23	36	59	5	92	11	5	3	-	-	-	-	-	-
2011-12	BUFFALO	NHL	14	6	7	13	6	9	2	0	1	23	26.1	11	44	15:49	0.0
	Rochester	AHL	60	16	23	39	19	78	2	0	5	110	14.5	-	-	-	-
2012-13	BUFFALO	NHL	47	5	13	18	-4	41	1	0	0	55	9.1	16	108	13:38	60.0
	Rochester	AHL	33	10	17	27	7	38	3	6	3	77	13.0	-	-	-	-
2013-14	BUFFALO	NHL	74	7	12	19	-17	82	0	1	3	79	8.9	43	206	15:04	48.5
2014-15	BUFFALO	NHL	57	8	12	20	-5	50	0	0	0	66	12.1	48	193	16:14	43.2
2015-16	BUFFALO	NHL	75	10	13	23	4	79	0	2	2	81	12.3	44	193	13:11	25.0
2016-17	BUFFALO	NHL	80	13	10	23	-1	73	0	1	0	97	13.4	57	279	15:28	20.0
2017-18	MINNESOTA	NHL	77	8	15	23	2	72	1	0	2	79	10.1	44	185	10:51	47.4
2018-19	MINNESOTA	NHL	82	7	12	19	-1	55	0	0	0	91	7.7	43	206	11:58	46.4
2019-20	MINNESOTA	NHL	59	11	14	25	8	30	0	0	0	86	12.8	36	184	14:35	37.5
WILD TOTALS			218	26	41	67	9	157	1	0	2	256	10.2	123	575	12:17	43.7
NHL TOTALS			565	75	108	183	-8	491	4	4	8	657	11.4	342	1,598	13:49	47.5

FOLIGNO'S CAREER PLAYOFF STATISTICS

SEASON	TEAM	LEAGUE	GP	G	A	PTS	+/-	PIM	PP	SH	GW	S	S%	BS	H	TOI	FO%
2008-09	Sudbury	OHL	6	1	2	3	1	9	0	0	0	-	-	-	-	-	-
2009-10	Sudbury	OHL	4	1	1	2	0	6	0	0	0	-	-	-	-	-	-
2010-11	Sudbury	OHL	8	2	1	3	-10	24	2	0	0	-	-	-	-	-	-
2011-12	Rochester	AHL	3	2	1	3	-1	4	1	0	0	4	50.0	-	-	-	-
2017-18	MINNESOTA	NHL	5	1	0	1	-2	16	0	0	0	4	25.0	5	16	10:44	0.0
2019-20	MINNESOTA	NHL	4	0	1	1	-2	5	0	0	0	4	0.0	5	23	13:37	0.0
WILD/NHL TOTALS			9	1	1	2	-4	21	0	0	0	8	12.5	10	39	12:01	0.0

FOLIGNO'S CAREER HIGHLIGHTS

Goals, Game: 2 - eight times
Assists, Game: 2 - 10 times
Points, Game: 3 - four times
PIM, Game: 17 - two times

+/-, Game: 3 - three times
Shots, Game: 6 - vs. WPG, 1/13/18
TOI, Game: 22:13 - at BOS, 4/12/14
Goal Streak: 3g - two times

Assist Streak: 3g - two times
Point Streak: 5g - 3/10-3/19/12
Career Hat Tricks: None
Career Shootout: 0-4




MARCUS FOLIGNO

No 17



No 18 JORDAN GREENWAY LEFT WING

Shoots: Left
Ht: 6-6 • Wt: 241
Born: 2/16/97
Canton, NY, USA



2019-20 HIGHLIGHTS

- Set career highs in points, assists, hits, blocked shots, PIM and TOI/game.
- Led team in takeaways (41), ranked third in PIM and hits. Ranked third amongst team forwards in blocked shots.
- Notched two assists at CBJ (2/28) - fourth multi-point game of season.
- Tallied goal and assist vs. NYR (2/13).
- Recorded season-high four shots vs. WSH (3/1) and vs. CHI (2/4).
- Tallied assist and skated career-high 17:50 at COL (12/27).
- Recorded Gordie Howe hat trick with goal, assist and fighting major (Nurse) vs. EDM (12/12).
- Tallied first career GWG vs. ARI (11/14).
- Notched career-high seven hits at LA (11/12) - tied season high by a Wild player.
- Tied career best with plus-3 rating at SJ (11/7).
- Registered six hits in 100th career NHL game at ANA (11/5).

CAREER

- Set career highs in games played, goals and shots on goal in 2018-19.
- Led team in plus/minus rating and ranked fifth in hits during 2018 playoffs.
- Recorded first career Stanley Cup Playoff goal in Game 3 of 2018 Western Conference Quarterfinal vs. WPG (4/15/18, Hellebuyck) to become the first player in franchise history to score first NHL goal in the playoffs.
- Registered an assist in Stanley Cup Playoff debut in Game 1 of 2018 Western Conference Quarterfinal at WPG (4/11/18).
- Became the first player to appear in the Olympics, the NCAA Hockey Tournament and the Stanley Cup Playoffs in same season in 2017-18.
- Tallied first career NHL point with an assist at SJ (4/7/18).
- Signed three-year, entry-level contract with Minnesota (3/26/18) and made NHL debut at NSH (3/27/18).
- Ranked T-1st on the Terriers in points, second in assists and PIM, T-2nd in PPG, third in goals and shots on goal in 2017-18 and served as an alternate captain.
- Helped Boston University win 2018 Hockey East Tournament Championship and advanced to NCAA Northeast Regional Final.
- Collected a goal, 10 PIM and 13 shots on goal in five games for the United States at the 2018 Winter Olympics in PyeongChang, South Korea. Led team in PIM and ranked third in shots on goal.
- Led Boston University in GWG and PIM, ranked third in plus/minus rating (plus-11) and shots on goal and fifth in goals and scoring in 2016-17.
- Led Hockey East in PIM and ranked T-7th in GWG in 2016-17.
- Notched eight points (3-5=8) in seven games and helped the United States win a gold medal at the 2017 IIHF World Junior Championship. Ranked T-2nd in the tournament in GWG (2), T-3rd in PPG (2), T-8th in scoring and T-10th in shots on goal (22). Named one of Team USA's top three players in tournament.
- Appeared in all 38 games and led team in PIM, ranked T-3rd in assists, fourth in plus/minus rating (plus-14) and fifth in scoring during freshmen season in 2015-16.
- Named Hockey East Rookie of the Week twice and Hockey East Top Performer four times during 2015-16 season.
- Collected seven points (1-6=7) in seven games to help the United States win the gold medal at the 2015 IIHF Under-18 World Junior Championship.
- Recorded five points (3-2=5) in six games and won a gold medal at the 2014 World Under-17 Hockey Challenge.
- Played for Shattuck St. Mary's Under-16 Team during the 2012-13 season.

CAREER TRANSACTIONS

- Selected by Minnesota in the second round (50th overall) of the 2015 NHL Entry Draft.
- Signed through 2021-22. Becomes a restricted free agent 2022-23.

PERSONAL

- As the Wild celebrates 20 years this season, one of Jordan's first memories of Minnesota was going to Shattuck St. Mary's in eighth grade - drove an RV from New York.
- If he could be friends with a fictional character in real life it would be Spiderman.
- Lists Michael Jordan as one athlete he would like to interview.
- If he had to team up with a fellow Wild player for a competitive reality show like the "Amazing Race", he would pick Marcus Foligno because Marcus is a smooth talker.

GREENWAY VS. NHL

TEAM	GP	G	A	PTS	+/-	PIM	TEAM	GP	G	A	PTS	+/-	PIM	TEAM	GP	G	A	PTS	+/-	PIM
ANA	7	1	0	1	-1	5	EDM	6	1	3	4	0	7	PIT	4	1	0	1	-1	2
ARI	6	1	1	2	-2	0	FLA	4	0	0	0	-1	2	SJ	7	0	1	1	3	4
BOS	4	0	0	0	-3	0	LA	6	0	1	1	-2	8	STL	7	0	4	4	4	4
BUF	3	0	0	0	-2	0	MIN	-	-	-	-	-	-	TB	4	0	2	2	1	0
CAR	4	0	1	1	-2	2	MTL	4	0	1	1	0	0	TOR	4	1	2	3	0	0
CGY	6	2	3	5	4	4	NJ	3	1	0	1	0	2	VAN	6	1	0	1	-1	4
CHI	6	0	2	2	-1	4	NSH	7	0	1	1	-1	7	VGK	5	0	2	2	1	2
CBJ	4	1	2	3	3	0	NYI	3	0	0	0	-2	2	WAS	3	1	0	1	-4	2
COL	7	1	1	2	-3	0	NYR	4	2	1	3	3	4	WPG	8	1	1	2	-2	10
DAL	11	0	2	2	-2	6	OTT	4	2	2	4	1	2							
DET	4	3	0	3	1	0	PHI	3	0	0	0	-1	0							

GREENWAY'S CAREER STATISTICS

SEASON	TEAM	LEAGUE	GP	G	A	PTS	+/-	PIM	PP	SH	GW	S	S%	BS	H	TOI	FO%
2013-14	U.S. National	USHL	33	10	16	26	-6	61	-	-	-	-	-	-	-	-	-
2014-15	U.S. National	USHL	22	5	15	20	15	16	-	-	-	-	-	-	-	-	-
2015-16	Boston Univ.	H-East	39	5	21	26	14	58	1	1	1	80	6.3	16	-	-	-
2016-17	Boston Univ.	H-East	37	10	21	31	11	82	3	0	4	102	9.8	19	-	-	-
2017-18	MINNESOTA	NHL	6	0	1	1	0	0	0	0	0	4	0.0	3	5	11:26	0.0
	Boston Univ.	H-East	36	13	22	35	9	52	4	1	1	127	10.2	26	-	-	-
2018-19	MINNESOTA	NHL	81	12	12	24	-12	29	0	0	0	109	11.0	40	57	13:38	38.3
	Iowa	AHL	5	3	3	6	2	0	1	0	1	9	33.3	-	-	-	-
2019-20	MINNESOTA	NHL	67	8	20	28	2	54	0	0	1	93	8.6	44	95	14:10	55.6
WILD/NHL TOTALS			154	20	33	53	-10	83	0	0	1	206	9.7	87	157	13:47	40.7

GREENWAY'S CAREER PLAYOFF STATISTICS

YEAR	TEAM	LEAGUE	GP	G	A	PTS	+/-	PIM	PP	SH	GW	S	S%	BS	H	TOI	FO%
2017-18	MINNESOTA	NHL	5	1	1	2	2	0	0	0	0	3	33.3	1	9	14:12	0.0
2018-19	Iowa	AHL	11	0	5	5	-1	16	0	0	0	10	0.0	-	-	-	-
2019-20	MINNESOTA	NHL	4	0	0	0	-1	8	0	0	0	6	0.0	3	8	13:30	33.3
WILD/NHL TOTALS			9	1	1	2	1	8	0	0	0	9	11.1	4	17	13:53	28.6

GREENWAY'S CAREER HIGHLIGHTS

Goals, Game: 1 - 20 times
Assists, Game: 2 - 4 times
Points, Game: 2 - seven times
PIM, Game: 5 - three times

+/-, Game: 3 - two times
Shots, Game: 4 - seven times
TOI, Game: 17:50 - at COL, 12/27/19
Goal Streak: 2g - 2/21-2/22/19

Assist Streak: 2g - five times
Point Streak: 2g - 11 times
Career Hat Tricks: None
Career Shootout: 0-0



JORDAN GREENWAY

No 18



No 38

RYAN
HARTMAN


RIGHT WING

Shoots: Right

Ht: 6-0 • Wt: 192

Born: 9/20/94

Hilton Head Island, SC, USA



2019-20 HIGHLIGHTS

- Led team in PIM, ranked second in takeaways (34) and T-5th in blocked shots.
- Blocked shot total was a career high and ranked T-1st amongst team forwards.
- Notched a pair of three-game point streaks: 2-3=5, 2/25-2/28 and 1-2=3, 11/25-11/29.
- Recorded two points (1-1=2) at DET (2/27) and season-best two assists vs. CBJ (2/25). Second time in career tallied consecutive multi-point games.
- Skated in 300th career NHL game vs. COL (2/9).
- Tied season bests with two points (1-1=2) and plus-2 rating vs. DAL (1/18).
- Won season-high 7-of-8 faceoffs vs. TOR (12/31).
- Tallied two points (1-1=2) and career-high 17:12 in TOI at ARI (12/19) - second point (assist) was 100th career NHL point.
- Recorded six shots in first period vs. ARI (11/14) - tied career high for shots in a game and tied franchise record for most shots in first period.
- Tallied assist and tied career high with 17 PIM at SJ (11/7).

CAREER

- Recorded first career playoff point streak with an assist in Game 3 of 2018 Western Conference Semifinal at WPG (5/1/18) and a goal in Game 4 of 2018 Western Conference Semifinal at WPG (5/3/18).
- Tallied first career Stanley Cup Playoff goal (GWG, EN) in Game 2 of 2018 Western Conference Quarterfinal vs. COL (4/14/18).
- Recorded career high in assists and tied career best in points during 2017-18 season.
- Registered career highs with four assists, five points (1-4=5) and a plus-5 rating vs. PIT (10/5/17).
- Notched first career NHL hat trick with three goals in third period of 5-2 win vs. NSH (1/8/17, Rinne).
- Made NHL Stanley Cup Playoff debut in Game 1 of 2017 Western Conference Quarterfinal vs. NSH (4/13/17).
- Tallied career highs in goals, GWG, shots on goal, plus/minus rating and hits during first full season in NHL in 2016-17.
- Ranked fourth in plus/minus rating, T-5th in GWG, T-7th in goals, eighth in shots on goal and 11th in hits amongst NHL rookies in 2016-17.
- Ranked second on team in hits in 2016-17.
- Notched first career NHL goal vs. STL (10/12/16, Allen).
- Played in the 2016 AHL All-Star Challenge.
- Recorded an assist for first career NHL point vs. STL (11/4/15).
- Made NHL debut vs. NJ (2/13/15).
- Ranked fifth amongst AHL rookies in shots on goal and sixth in PIM in 2014-15.
- Led team in shots on goal, ranked second in PIM, T-3rd in games played, T-4th in PPG and plus/minus rating and sixth in scoring in 2014-15.
- Led team rookies in games played, goals, assists, points and shots on goal and ranked second in plus/minus rating in 2014-15.
- Recorded four points (2-2=4) in four games for the United States at the 2014 IIHF World Junior Championship.
- Led team in assists, ranked T-1st in scoring, second in goals and third in PPG and PIM and served as an alternate captain in 2013-14.
- Played in the CHL's Top Prospects Game in 2013 as a member of the Plymouth Whalers.
- Tallied three points (2-1=3) in seven contests at the 2013 IIHF World Junior Championship to help the United States win a gold medal.
- Led team in PIM and ranked T-3rd in assists and scoring in 2012-13.
- Recorded six points (2-4=6) in six games to help Team USA win the gold medal at the 2012 IIHF World Under-18 Championship.
- Ranked second on the United States National Development Program Under-18 team in scoring and assists in 2011-12, and served as an alternate captain.
- Led United States National Development Program Under-17 team in scoring in 2010-11.

CAREER TRANSACTIONS

- Signed by Minnesota as a free agent, July 1, 2019; Acquired by Dallas from Philadelphia in exchange for Tyler Pitlick, June 24, 2019; Acquired by Philadelphia with a fourth-round selection in the 2020 NHL Entry Draft (Thimo Nickl) from Nashville in exchange for Wayne Simmonds, Feb. 25, 2019; Acquired by Nashville with a fifth-round selection (Spencer Stastney) in the 2018 NHL Draft from Chicago in exchange for Victor Ejdsell and a first-round selection (Nicolas Beaudin) and fourth-round selection (Philipp Kurashev) in the 2018 NHL Entry Draft, Feb. 26, 2018; Selected by Chicago in the first round (30th overall) of the 2013 NHL Entry Draft.
- Signed through 2020-21 season. Becomes an unrestricted free agent 2021-22.

PERSONAL

- Charitable interests include Evans Scholars Foundation and MTGSR.
- As the Wild celebrates 20 years this season, one of Ryan's first memories of Minnesota was playing his first NHL road game at Xcel Energy Center and having not had his first NHL goal disallowed.
- He hopes one thing that remains from quarantine in everyday life is the lesser traffic.
- If he had to team up with a fellow Wild player for a competitive reality show like the "Amazing Race", he would pick Nick Bonino.

HARTMAN VS. NHL

TEAM	GP	G	A	PTS	+/-	PIM	TEAM	GP	G	A	PTS	+/-	PIM	TEAM	GP	G	A	PTS	+/-	PIM
ANA	11	2	3	5	0	11	EDM	12	1	3	4	1	29	PIT	8	1	5	6	6	4
ARI	11	4	4	8	5	8	FLA	9	0	0	0	-3	4	SJ	10	1	3	4	-2	21
BOS	7	0	0	0	-1	8	LA	10	0	1	1	-2	2	STL	15	3	2	5	-6	17
BUF	7	3	0	3	0	6	MIN	13	3	1	4	2	4	TB	8	0	2	2	0	6
CAR	8	0	1	1	-1	22	MTL	9	1	0	1	-3	2	TOR	9	2	0	2	-4	8
CGY	10	1	0	1	2	4	NJ	9	0	2	2	-1	7	VAN	11	7	0	7	3	4
CHI	6	0	0	0	1	2	NSH	11	3	1	4	4	8	VGK	7	2	1	3	0	10
CBJ	9	1	5	6	3	6	NYI	9	1	4	5	1	23	WAS	11	1	3	4	0	15
COL	17	4	1	5	0	10	NYR	9	0	3	3	-2	4	WPG	14	3	1	4	0	4
DAL	20	5	6	11	6	24	OTT	9	1	1	2	-1	8							
DET	9	1	4	5	6	4	PHI	6	0	1	1	3	2							

HARTMAN'S CAREER STATISTICS

SEASON	TEAM	LEAGUE	GP	G	A	PTS	+/-	PIM	PP	SH	GW	S	S%	BS	H	TOI	FO%
2010-11	U.S. National	USHL	35	12	8	20	-	59	1	1	3	70	17.1	-	-	-	-
2011-12	U.S. National	USHL	24	7	9	16	-	46	2	0	1	66	10.6	-	-	-	-
2012-13	Plymouth	OHL	56	23	37	60	29	120	5	2	3	-	-	-	-	-	-
2013-14	Rockford	AHL	9	3	4	7	-1	8	1	0	1	16	18.8	-	-	-	-
	Plymouth	OHL	52	26	28	54	-14	91	8	2	1	-	-	-	-	-	-
2014-15	CHICAGO	NHL	5	0	0	0	-1	2	0	0	0	8	0.0	2	11	8:17	-
	Rockford	AHL	69	13	24	37	14	120	3	0	2	173	7.5	-	-	-	-
2015-16	CHICAGO	NHL	3	0	1	1	-1	0	0	0	0	3	0.0	3	5	9:14	25.0
	Rockford	AHL	61	15	20	35	16	129	2	1	2	171	8.8	-	-	-	-
2016-17	CHICAGO	NHL	76	19	12	31	13	70	1	0	4	170	11.2	30	121	12:46	40.3
2017-18	CHICAGO	NHL	57	8	17	25	5	58	1	0	0	96	8.3	25	94	12:48	46.2
	NASHVILLE	NHL	21	3	3	6	-4	14	0	0	2	33	9.1	13	19	13:46	37.5
2018-19	NASHVILLE	NHL	64	10	10	20	7	44	0	0	2	113	8.8	21	69	13:26	15.4
	PHILADELPHIA	NHL	19	2	4	6	-6	30	0	0	0	32	6.3	18	38	12:03	66.7
2019-20	MINNESOTA	NHL	69	9	11	20	4	69	1	0	1	114	7.9	54	44	12:15	54.6
WILD TOTALS			69	9	11	20	4	69	1	0	1	114	7.9	54	44	12:15	54.6
NHL TOTALS			314	51	58	109	17	287	3	0	9	569	9.0	166	401	12:43	47.1

HARTMAN'S CAREER PLAYOFF STATISTICS

SEASON	TEAM	LEAGUE	GP	G	A	PTS	+/-	PIM	PP	SH	GW	S	S%	BS	H	TOI	FO%
2012-13	Plymouth	OHL	9	4	2	6	4	16	0	0	0	-	-	-	-	-	-
2013-14	Plymouth	OHL	5	0	4	4	-6	8	0	0	0	-	-	-	-	-	-
2014-15	Rockford	AHL	8	2	1	3	-6	8	1	0	1	19	10.5	-	-	-	-
2015-16	Rockford	AHL	3	1	0	1	2	4	1	0	1	8	12.5	-	-	-	-
2016-17	CHICAGO	NHL	4	0	0	0	-3	14	0	0	0	6	0.0	2	7	11:34	66.7
2017-18	NASHVILLE	NHL	9	2	1	3	0	10	0	0	1	12	16.7	4	12	11:57	42.9
2019-20	MINNESOTA	NHL	4	0	0	0	0	9	0	0	0	6	0.0	4	7	11:30	50.0
WILD TOTALS			4	0	0	0	0	9	0	0	0	6	0.0	4	7	11:30	50.0
NHL TOTALS			17	2	1	3	-3	33	0	0	1	24	8.3	10	26	11:45	50.0

HARTMAN'S CAREER HIGHLIGHTS

Goals, Game: 3 - vs. NSH, 1/8/17
Assists, Game: 4 - vs. PIT, 10/5/17
Points, Game: 5 - vs. PIT, 10/5/17
PIM, Game: 17 - two times

+/-, Game: 5 - vs. PIT, 10/5/17
Shots, Game: 6 - two times
TOI, Game: 20:58 - vs. EDM, 1/7/18
Goal Streak: 3g - 2/2-2/8/17

Assist Streak: 2g - eight times
Point Streak: 3g - five times
Career Hat Tricks: One
Career Shootout: 0-1



RYAN HARTMAN

No 38




No 77

**BRAD
HUNT**

DEFENSEMAN

Shoots: Left
Ht: 5-9 • Wt: 177
Born: 8/24/88
Maple Ridge, BC, CAN



2019-20 HIGHLIGHTS

- Made Stanley Cup Playoff debut in Game 1 of Qualifying Round series vs. VAN (8/2) and appeared in all four contests.
- Set career highs in points, goals, shots and games played.
- Ranked third amongst defensemen and sixth on the team in PPP (10).
- Registered four shots and a season-best three blocked shots at DET (2/27).
- Tallied two points (1-1=2) vs. VAN (2/6) for third multi-point game of the season.
- Skated season-high 21:35 vs. NYI (12/29).
- Recorded two points (1-1=2) at ARI (12/19).
- Tied season best with plus-2 rating vs. ANA (12/10).
- Recorded PPG in consecutive games (10/20-10/22) for first time in career.
- Tallied a goal in consecutive games (10/10-10/12) for first career goal streak.
- Notched two points (1-1=2) vs. PIT (10/12).
- Recorded goal and season-high six shots at WPG (10/10) - T-2nd most shots in career.

CAREER

- Has tallied 14 of 24 points with the Wild and 33 of 58 career NHL points on the power play.
- Recorded career best in PPG in 2018-19.
- Set career highs in assists, PPA, PPP and hits in 2017-18.
- Ranked second amongst team defensemen in PPA and PPP in 2017-18.
- Notched career-best seven shots on goal at COL (3/24/18).
- Tallied a career-high three points (1-2=3) vs. CBJ (1/23/18).
- Recorded two assists vs. STL (10/21/17) for first career multi-point game.
- Ranked T-2nd amongst team defensemen in goals and third in scoring despite playing only 23 games with Chicago (AHL) in 2016-17.
- Led Bakersfield (AHL) in assists and PPA (14), ranked second in scoring and PPG and T-5th in goals in 2015-16.
- Ranked T-12th in scoring amongst AHL defensemen in 2015-16.
- Played in 2015 AHL All-Star Game.
- Ranked T-1st amongst AHL defensemen in goals, T-3rd in PPA (16), fourth in scoring, T-4th in PPG and T-7th in assists in 2014-15.
- Skated career-high 22:19 and blocked career-best six shots at ARI (12/16/14).
- Tallied first career NHL goal at VAN (10/11/14, Miller).
- Made NHL debut at ANA (1/3/14).
- Ranked second amongst AHL defensemen in PPG, third in PPA (24) and shots on goal, fifth in scoring and assists and T-6th in goals in 2013-14.
- Played in 2013 AHL All-Star Game.
- Ranked second on team in assists and PPA (13) and T-4th in scoring in 2012-13.
- Totaled 112 points (24-88=112) in 150 games at Bemidji State University (2008-12). All-time leading scorer amongst defensemen in school history.
- Led team in assists and ranked T-2nd in scoring during senior season at Bemidji State in 2011-12.
- Ranked second on team in assists and fourth in scoring in 2010-11.
- Named to the All-CHA First-Team in 2009-10 and named CHA Defensive Player of the Week four times.
- Led League rookies and CHA defensemen in scoring in 2008-09. Named CHA Rookie of the Year and to the CHA All-Rookie Team.
- Ranked second on team in assists and third in scoring in 2008-09 as Bemidji State advanced to the NCAA Frozen Four.

CAREER TRANSACTIONS

- Acquired by Minnesota along with a sixth-round selection (Nikita Nesterenko) in the 2019 NHL Entry Draft from Vegas in exchange for the Wild's fifth-round selection (Isaiah Saville) in 2019 NHL Entry Draft, Jan. 21, 2019; Signed by Vegas as a free agent, July 1, 2017; Claimed off waivers by Nashville from St. Louis, Jan. 17, 2017; Signed by St. Louis as a free agent, July 2, 2016; Signed by Edmonton as a free agent, July 7, 2013.
- Signed through 2020-21. Becomes an unrestricted free agent 2021-22.

PERSONAL

- Charitable interests include initiatives involving animals, military/veterans and kids.
- Wife, Katie, and son, Colby.
- If he could be friends with a fictional character in real life it would be Iron Man.
- If he had to team up with a fellow Wild player for a competitive reality show like the "Amazing Race", he would pick Jared Spurgeon.

HUNT VS. NHL

TEAM	GP	G	A	PTS	+/-	PIM	TEAM	GP	G	A	PTS	+/-	PIM	TEAM	GP	G	A	PTS	+/-	PIM
ANA	10	0	2	2	-2	0	EDM	5	1	1	2	1	0	PIT	2	1	1	2	-1	0
ARI	10	1	5	6	4	2	FLA	3	0	2	2	0	0	SJ	7	1	0	1	0	2
BOS	6	0	1	1	-3	4	LA	6	0	0	0	-4	0	STL	9	0	3	3	-4	4
BUF	5	0	1	1	1	0	MIN	1	0	1	1	1	0	TB	7	0	0	0	-2	0
CAR	7	1	1	2	-1	4	MTL	7	3	1	4	-2	0	TOR	3	0	0	0	0	0
CGY	8	0	0	0	-7	0	NJ	5	1	4	5	1	0	VAN	7	2	2	4	0	0
CHI	5	1	1	2	-1	0	NSH	9	1	1	2	-4	0	VGK	3	0	0	0	-1	0
CBJ	4	1	2	3	-2	2	NYI	6	0	2	2	-4	0	WAS	3	0	1	1	2	2
COL	8	1	1	2	-1	0	NYR	4	0	0	0	3	2	WPG	8	2	0	2	-1	2
DAL	12	1	4	5	1	0	OTT	4	0	2	2	0	0							
DET	3	0	1	1	2	0	PHI	2	0	0	0	-1	0							

HUNT'S CAREER STATISTICS

SEASON	TEAM	LEAGUE	GP	G	A	PTS	+/-	PIM	PP	SH	GW	S	S%	BS	H	TOI
2008-09	Bemidji State	CHA	37	9	23	32	5	24	7	0	1	91	9.9	31	-	-
2009-10	Bemidji State	CHA	37	7	26	33	15	35	5	0	1	94	7.4	29	-	-
2010-11	Bemidji State	WCHA	38	3	18	21	-4	33	2	0	0	65	4.6	32	-	-
2011-12	Chicago	AHL	14	1	4	5	-3	8	1	0	0	24	4.2	-	-	-
	Bemidji State	WCHA	38	5	21	26	-5	8	2	0	2	77	6.5	57	-	-
2012-13	Chicago	AHL	65	4	29	33	2	22	2	0	1	84	4.8	-	-	-
2013-14	EDMONTON	NHL	3	0	0	0	-3	0	0	0	0	1	0.0	2	0	12:36
	Oklahoma City	AHL	66	11	39	50	7	34	9	0	2	170	6.5	-	-	-
2014-15	EDMONTON	NHL	11	1	2	3	-6	0	1	0	0	20	5.0	10	8	19:29
	Oklahoma City	AHL	62	19	32	51	-6	18	8	0	3	200	9.5	-	-	-
2015-16	EDMONTON	NHL	7	0	0	0	-1	2	0	0	0	12	0.0	7	7	14:11
	Bakersfield	AHL	57	13	28	41	5	18	8	0	3	154	8.4	-	-	-
2016-17	ST. LOUIS	NHL	9	1	4	5	-2	2	1	0	0	12	8.3	1	0	13:36
	NASHVILLE	NHL	3	0	1	1	1	0	0	0	0	2	0.0	2	0	17:13
	Chicago	AHL	23	9	20	29	9	6	2	0	1	57	15.8	-	-	-
2017-18	VEGAS	NHL	45	3	15	18	-5	6	2	0	0	80	3.8	36	19	16:30
2018-19	VEGAS	NHL	13	2	5	7	3	2	1	0	1	28	7.1	10	7	15:10
	MINNESOTA	NHL	29	3	2	5	-5	6	3	0	0	47	6.4	18	11	14:46
2019-20	MINNESOTA	NHL	59	8	11	19	-7	6	3	0	0	106	7.5	39	12	15:08
WILD TOTALS			88	11	13	24	-12	12	6	0	0	153	7.2	57	23	15:01
NHL TOTALS			179	18	40	58	-25	24	11	0	1	308	5.8	125	64	15:36

HUNT'S CAREER PLAYOFF STATISTICS

SEASON	TEAM	LEAGUE	GP	G	A	PTS	+/-	PIM	PP	SH	GW	S	S%	BS	H	TOI
2011-12	Chicago	AHL	5	1	3	4	1	0	0	0	0	10	10.0	-	-	-
2013-14	Oklahoma City	AHL	3	1	0	1	-2	4	0	0	0	10	10.0	-	-	-
2014-15	Oklahoma City	AHL	10	3	7	10	-3	6	1	0	0	29	10.3	-	-	-
2019-20	MINNESOTA	NHL	4	0	0	0	-1	2	0	0	0	7	0.0	4	0	13:36
WILD/NHL TOTALS			4	0	0	0	-1	2	0	0	0	7	0.0	4	0	13:36

HUNT'S CAREER HIGHLIGHTS

Goals, Game: 1 – 18 times
Assists, Game: 2 – three times
Points, Game: 3 – vs. CBJ, 1/23/18
PIM, Game: 2 – 12 times

+/-, Game: 2 – 10 times
Shots, Game: 7 – at COL, 3/24/18
TOI, Game: 22:19 – at ARI, 12/16/14
Goal Streak: None

Assist Streak: 5g – 10/17-10/30/17
Point Streak: 5g – 10/17-10/30/17
Career Hat Tricks: None
Career Shootout: 0-0



BRAD HUNT

No 77



No 90

MARCUS JOHANSSON

(MAHR-kuhs joh-HAN-suhn)

CENTER

Shoots: Left
Ht: 6-1 • Wt: 203
Born: 10/6/90
Landskrona, SWE



2019-20 HIGHLIGHTS

- TOI/game was second highest of his career.
- Tallied two points (1-1=2) and season-high plus-3 rating vs. DET (2/11).
- Recorded six points (1-5=6) during season-high, four-game point streak (12/29-1/4).
- Skated season-high 21:03 at OTT (12/23).
- Collected an assist in his 600th career NHL game at NYR (10/24).
- Tallied two points (1-1=2), including the GWG in overtime vs. MTL (10/9).
- Named an alternate captain (10/2).

CAREER

- Set playoff career highs in games played, goals, assists and points during 2019 postseason.
- Scored GWG in Game 7 of 2019 Eastern Conference Quarterfinal vs. TOR (4/23/19).
- Skated a career-best 24:32 vs. NYI (2/7/19).
- Recorded 200th career NHL assist vs. MTL (11/21/18).
- Notched 300th career NHL point with his second assist of the game at WSH (12/30/17).
- Tallied two goals including GWG in 2-1 series clinching win in Game 6 of 2017 Eastern Conference Quarterfinal at TOR (4/23/17).
- Set career-highs in goals, points and plus/minus rating in 2016-17. Tied career best in games played.
- Tallied a career-best four points (0-4=4) at MIN (3/28/17).
- Scored 100th career NHL goal at ANA (3/12/17).
- Notched four consecutive multi-point games and career-best, four-game goal streak (4-4=8, 2/5-2/11/17).
- Scored GWG in Game 1 of 2013 Eastern Conference Quarterfinal vs. NYR (5/2/13).
- Ranked T-3rd on team in scoring during 2011 playoffs.
- Scored first two playoff goals in third period of Game 4 of Eastern Conference Quarterfinal vs. NYR (4/20/11).
- Made Stanley Cup Playoff debut in Game 1 of Eastern Conference Quarterfinal vs. NYR (4/13/11).
- Scored first career NHL goal vs. BOS (10/19/10, Thomas).
- Made NHL debut at ATL (10/8/10).
- Won regular-season title and earned the Le Mat Trophy as SHL Playoff Champions in 2008-09 with Farjestad BK.
- Recorded 41 points (13-28=41) in 38 career Under-18 Allsvenskan games and 20 points (6-14=20) in 12 Under-18 Elite contests in Sweden.
- Tallied 26 points (11-15=26) in 22 career Under-18 playoff matches.
- Won the Under-18 Allsvenskan title in 2007 and earned silver medals in 2006 and 2008.
- Has represented Sweden in five international tournaments.
- Recorded one assist in five games as Sweden won the silver medal at the 2014 Winter Olympic Games.
- Notched six points (1-5=6) in five games and served as captain as Sweden claimed the bronze medal at the 2010 IIHF World Junior Championship.
- Recorded two goals in six games as Sweden won the silver medal at the 2009 IIHF World Junior Championship.
- Notched five points (3-2=5) in six games as Sweden lost to the United States in the bronze medal game at the 2008 IIHF Under-18 World Championship.
- Tallied four assists and a plus-5 rating in six games to help Sweden claim the bronze medal at the 2007 IIHF Under-18 World Championship.

CAREER TRANSACTIONS

- Acquired by Minnesota from Buffalo in exchange for Eric Staal, Sept. 16, 2020; Signed by Buffalo as a free agent, July 6, 2019; Acquired by Boston from New Jersey in exchange for a second-round selection (Nikita Okhotyuk) in the 2019 NHL Entry Draft and a fourth-round selection in the 2020 NHL Entry Draft, Feb. 25, 2019; Acquired by New Jersey from Washington in exchange for a second-round selection (Martin Fehervary) and a third-round selection (Linus Karlsson) in the 2018 NHL Entry Draft, July 2, 2017; Selected by Washington in the first round (24th overall) of the 2009 NHL Entry Draft.
- Signed through 2020-21. Becomes an unrestricted free agent 2021-22.

PERSONAL

- Wife, Amelia, and daughters, Mila and Elize.
- Charitable interests include hospital visits and helping children.
- As the Wild celebrates 20 years this season, Marcus' memories of Minnesota is that Xcel Energy Center is always a tough building to come play in as a visitor.
- If he had to team up with a fellow Wild player for a competitive reality show like the "Amazing Race", he would pick Joel Eriksson Ek because Joel can't lose and he never quits.

JOHANSSON VS. NHL

TEAM	GP	G	A	PTS	+/-	PIM	TEAM	GP	G	A	PTS	+/-	PIM	TEAM	GP	G	A	PTS	+/-	PIM
ANA	13	5	4	9	1	4	EDM	13	1	8	9	6	4	PIT	34	6	12	18	9	2
ARI	12	2	6	8	2	0	FLA	26	4	10	14	-1	2	SJ	18	2	4	6	-9	0
BOS	24	7	8	15	8	4	LA	14	3	5	8	-2	2	STL	15	1	1	2	-8	0
BUF	25	12	7	19	3	2	MIN	12	3	8	11	9	0	TB	34	8	13	21	-7	12
CAR	34	6	11	17	8	2	MTL	26	4	12	16	4	4	TOR	29	8	6	14	-7	6
CGY	11	3	6	9	2	2	NJ	28	4	5	9	3	4	VAN	13	6	2	8	-3	4
CHI	13	3	5	8	-5	4	NSH	15	2	9	11	-3	6	VGK	3	0	3	3	-1	0
CBJ	27	8	10	18	9	6	NYI	33	3	17	20	-2	6	WAS	7	2	4	6	-3	0
COL	14	1	5	6	-3	8	NYR	32	8	11	19	-9	2	WPG	26	3	16	19	-3	0
DAL	14	1	2	3	-4	0	OTT	27	4	5	9	-8	4							
DET	24	4	9	13	6	8	PHI	32	5	11	16	-9	6							

JOHANSSON'S PROFESSIONAL CAREER

SEASON	TEAM	LEAGUE	GP	G	A	PTS	+/-	PIM	PP	SH	GW	S	S%	BS	H	TOI	F0%
2010-11	WASHINGTON	NHL	69	13	14	27	2	10	2	1	2	102	12.7	22	47	14:43	40.5
	Hershey	AHL	2	0	0	0	1	0	0	0	0	3	0.0	—	—	—	—
2011-12	WASHINGTON	NHL	80	14	32	46	-5	8	1	0	3	90	15.6	28	61	16:48	43.2
2012-13	WASHINGTON	NHL	34	6	16	22	3	4	3	0	1	40	15.0	6	14	16:35	46.0
	Bofors IK	Swe-1	16	8	10	18	8	-2	—	—	—	—	—	—	—	—	—
2013-14	WASHINGTON	NHL	80	8	36	44	-21	4	6	0	1	107	7.5	27	49	17:32	34.7
2014-15	WASHINGTON	NHL	82	20	27	47	6	10	3	0	1	138	14.5	18	69	16:29	43.8
2015-16	WASHINGTON	NHL	74	17	29	46	12	16	6	0	7	132	12.9	24	38	16:38	46.0
2016-17	WASHINGTON	NHL	82	24	34	58	25	10	5	0	5	129	18.6	22	32	17:00	46.4
2017-18	NEW JERSEY	NHL	29	5	9	14	-11	14	1	0	0	42	11.9	9	8	15:59	48.6
2018-19	NEW JERSEY	NHL	48	12	15	27	-15	8	2	0	1	103	11.7	18	23	16:27	31.8
	BOSTON	NHL	10	1	2	3	-1	0	0	0	0	12	8.3	6	5	13:25	33.3
2019-20	BUFFALO	NHL	60	9	21	30	-12	20	1	0	1	87	10.3	22	39	17:09	40.0
NHL TOTALS			648	129	235	364	-17	104	30	1	22	982	13.1	202	385	16:33	41.4

JOHANSSON'S PROFESSIONAL CAREER

SEASON	TEAM	LEAGUE	GP	G	A	PTS	+/-	PIM	PP	SH	GW	S	S%	BS	H	TOI	F0%
2010-11	WASHINGTON	NHL	9	2	4	6	-2	0	0	0	0	14	14.3	5	8	18:22	41.1
2011-12	WASHINGTON	NHL	14	1	2	3	-6	0	0	0	0	22	4.5	8	20	19:35	46.2
2012-13	WASHINGTON	NHL	7	1	1	2	-3	0	0	0	1	13	7.7	3	6	16:59	25.0
2014-15	WASHINGTON	NHL	14	1	3	4	-2	2	0	0	0	18	5.6	3	34	17:38	100.0
2015-16	WASHINGTON	NHL	12	2	5	7	-2	2	2	0	0	25	8.0	8	19	16:41	21.7
2016-17	WASHINGTON	NHL	13	2	6	8	-1	2	0	0	1	23	8.7	2	29	19:30	25.0
2017-18	NEW JERSEY	NHL	3	0	0	0	-2	0	0	0	0	4	0.0	0	5	17:31	50.0
2018-19	BOSTON	NHL	22	4	7	11	0	0	2	0	1	36	11.1	6	15	14:01	53.8
NHL TOTALS			94	13	28	41	-14	6	4	0	3	155	8.4	35	136	17:14	39.5

JOHANSSON'S CAREER HIGHLIGHTS

Goals, Game: 2 – 12 times
Assists, Game: 4 – at MIN, 3/28/17
Points, Game: 4 – at MIN, 3/28/17
PIM, Game: 4 – two times

+/-, Game: 3 – 10 times
Shots, Game: 8 – two times
TOI, Game: 24:32 – vs. NYI, 2/7/19
Goal Streak: 4g – 2/5-2/11/17

Assist Streak: 5g – 3/23-3/31/17
Point Streak: 5g – two times
Career Hat Tricks: None
Career Shootout: 0-5



MARCUS JOHANSSON


No 90



No 97

**KIRILL
KAPRIZOV**
(kih-REEL kah-PREE-zawf)
LEFT WING

Shoots: Left
Ht: 5-11 • Wt: 201
Born: 4/26/97
Novokuznetsk, RUS



2019-20 HIGHLIGHTS

- Signed a two-year, entry-level contract with Minnesota starting with the 2019-20 season (7/13).
- Set career highs in goals, even-strength goals (27), assists, points and shots on goal and tied his career best in games played.
- Led the KHL in goals for the second straight season and ranked third in scoring, T-4th in GWG and fifth in plus/minus rating.
- Led team in power-play goals.
- Played in KHL All-Star Game.
- Named KHL Forward of the Month in February after recording 11 points (8-3=11) and a plus-9 rating in eight games.
- Tallied 18 points during a season-high, 11-game point streak (8-10=18, 1/4-29).
- Netted his 100th career goal (10/15) to become the youngest player in KHL history to reach 100 goals at 22 years, 170 days.
- Recorded two hat tricks (9/16 and 10/1).

CAREER

- Appeared in five consecutive KHL All-Star Games (2016, 2017, 2018, 2019 and 2020).
- Ranked T-2nd on team in playoff scoring to help CSKA win the 2019 Gagarin Cup Championship.
- Led KHL in goals and GWG (11) in 2018-19.
- Ranked second on team in PPG, scoring and shots on goal and third in plus/minus rating in 2018-19.
- Registered three points (1-2=3) in three games to help Russia win the 2019 Karjala Cup.
- Led team in assists, ranked T-1st in scoring and PPG (5), T-2nd in GWG (6) and fourth in goals in 2017-18.
- Led team in goals and even strength goals (15, T-9th in KHL), ranked second in scoring, third in plus/minus rating and PIM, T-3rd in PPG (5) and fourth in shots on goal in 2016-17.
- Set a record for most points in a season by an under-20 player in the KHL in 2016-17.
- Led team in GWG (4), and ranked T-1st in scoring, third in goals and fourth in assists in 2015-16.
- Has played for Russia in seven international tournaments.
- Tallied two goals in nine games as Russia won the bronze medal at 2019 IIHF World Championship.
- Represented the Olympic Athletes from Russia (OAR) at the 2018 Winter Olympics registering nine points (5-4=9) in six games.
- Recorded four points (1-3=4), including the GWG (PPG) in gold medal game as OAR defeated Germany 4-3 in overtime (2/25/18).
- Netted a hat trick in OAR's 8-2 win vs. Slovenia (2/16/18).
- Ranked T-1st in the 2018 Olympics in goals, T-2nd in scoring, T-3rd with a plus-7 rating and T-4th in shots on goal.
- Served as team captain and recorded 12 points (9-3=12) in seven games as Russia won the bronze medal at the 2017 IIHF World Junior Championship.
- Goal total was the highest by a Russian player at the World Junior Championship.
- Ranked first in goals and T-1st in scoring at the 2017 IIHF World Junior Championship. Named to the World Junior Championship All-Star Team and named the best forward at the tournament.
- Tallied three points (2-1=3) in seven games to help Russia win a silver medal at the 2016 IIHF World Junior Championship.
- Recorded seven points (5-2=7) in four games at the 2015 IIHF Under-18 World Junior Championship.
- Played for Russia at the 2014 World Junior A Challenge and the 2014 Ivan Hlinka Memorial Tournament.

CAREER TRANSACTIONS

- Selected by Minnesota in the fifth round (135th overall) of the 2015 NHL Entry Draft.
- Signed through 2020-21. Becomes a restricted free agent 2021-22.

KAPRIZOV VS. NHL

TEAM	GP	G	A	PTS	+/-	PIM	TEAM	GP	G	A	PTS	+/-	PIM	TEAM	GP	G	A	PTS	+/-	PIM
ANA	-	-	-	-	-	-	EDM	-	-	-	-	-	-	PIT	-	-	-	-	-	-
ARI	-	-	-	-	-	-	FLA	-	-	-	-	-	-	SJ	-	-	-	-	-	-
BOS	-	-	-	-	-	-	LA	-	-	-	-	-	-	STL	-	-	-	-	-	-
BUF	-	-	-	-	-	-	MIN	-	-	-	-	-	-	TB	-	-	-	-	-	-
CAR	-	-	-	-	-	-	MTL	-	-	-	-	-	-	TOR	-	-	-	-	-	-
CGY	-	-	-	-	-	-	NJ	-	-	-	-	-	-	VAN	-	-	-	-	-	-
CHI	-	-	-	-	-	-	NSH	-	-	-	-	-	-	VKG	-	-	-	-	-	-
CBJ	-	-	-	-	-	-	NYI	-	-	-	-	-	-	WAS	-	-	-	-	-	-
COL	-	-	-	-	-	-	NVR	-	-	-	-	-	-	WPG	-	-	-	-	-	-
DAL	-	-	-	-	-	-	OTT	-	-	-	-	-	-							
DET	-	-	-	-	-	-	PHI	-	-	-	-	-	-							

KAPRIZOV'S PROFESSIONAL CAREER

SEASON	TEAM	LEAGUE	GP	G	A	PTS	+/-	PIM	PP	SH	GW	S	S%	BS	H	TOI	FO%
2014-15	Novokuznetsk	KHL	31	4	4	8	-4	6	0	0	0	43	9.3	6	16	11:00	-
2015-16	Novokuznetsk	KHL	53	11	16	27	-4	10	3	0	4	114	9.6	21	30	17:21	53.7
2016-17	Salavat Yulaev	KHL	49	20	22	42	9	66	5	0	1	133	15.0	13	18	15:30	36.4
2017-18	CSKA Moscow	KHL	46	15	25	40	22	14	5	0	6	97	15.5	17	24	16:05	0.0
2018-19	CSKA Moscow	KHL	57	30	21	51	34	16	7	0	11	161	18.6	22	13	17:15	-
2019-20	CSKA Moscow	KHL	57	33	29	62	32	10	6	0	6	171	19.3	19	22	17:01	66.7
WILD/NHL TOTALS			NO NHL EXPERIENCE														

KAPRIZOV'S PROFESSIONAL PLAYOFF CAREER

SEASON	TEAM	LEAGUE	GP	G	A	PTS	+/-	PIM	PP	SH	GW	S	S%	BS	H	TOI	FO%
2016-17	Salavat Yulaev	KHL	5	3	0	3	-1	0	2	0	0	16	18.8	1	2	17:54	0.0
2017-18	CSKA Moscow	KHL	19	2	8	10	1	4	0	0	1	40	5.0	11	8	18:50	0.0
2018-19	CSKA Moscow	KHL	19	4	10	14	5	6	2	0	1	50	8.0	9	9	17:43	-
2019-20	CSKA Moscow	KHL	4	2	2	4	2	2	1	0	1	9	22.2	1	3	17:05	0.0
WILD/NHL TOTALS			NO NHL POSTSEASON EXPERIENCE														

KAPRIZOV'S CAREER HIGHLIGHTS

NO NHL EXPERIENCE



KIRILL KAPRIZOV

No 97



No 11

ZACH
PARISE

(pah-REE-see)


LEFT WING

Shoots: Left

Ht: 5-11 • Wt: 193

Born: 7/28/84

Minneapolis, MN, USA



2019-20 HIGHLIGHTS

- Led team in goals and PPG (T-6th in the NHL), ranked T-1st in PPP (18), T-2nd in GWG, third in shots on goal and fourth in scoring.
- Recorded season-high three points (1-2=3) and plus-3 rating at CBJ (2/28).
- Tallied goal and 400th career assist vs. VGK (2/11).
- Played in 1,000th NHL game at DAL (2/7) – eighth Minnesota-born player to reach milestone.
- Recorded 20th goal vs. VAN (2/6) to tie Marian Gaborik for most career 20-goal seasons (5).
- Tallied career-best, four-game PPG streak (5-0=5, 1/14-1/20).
- Recorded two assists and career-high six blocked shots at ARI (12/19).
- Tallied PPG and assist vs. ARI (11/14). PPG was 100th PPP with Wild – sixth player in franchise history to reach milestone.

CAREER

- Since entering NHL in 2005-06, ranks T-4th in GWG, fifth in shots on goal, eighth in goals and PPG amongst active players.
- Ranks first in GWG, second in goals, PPG and shots on goal, T-3rd in scoring and sixth in games played amongst active U.S. born players.
- Franchise's all-time leader in playoff scoring, goals, PPG and assists, ranks second in shots on goal.
- Led team in goals and ranked second in scoring during 2018 playoffs. Scored a goal in first three games of Western Conference Quarterfinal series before suffering a fractured sternum in Game 3 vs. WPG (4/15/18).
- Ranked T-1st on team in goals and scoring during 2017 playoffs.
- Led team in goals, GWG (T-11th in NHL) and shots on goal, second in scoring and PPG and fourth in assists in 2015-16.
- Led NHL with three hat tricks during 2015-16 season (at COL 10/8/15, at CBJ 1/5/16 and vs. CGY 3/24/16).
- Tallied three goals in 11:12 span of first period vs. CGY (3/24/16) to become first player in franchise history to tally three goals in a period and set a franchise record for fastest three goals.
- Led team in scoring and assists, ranked T-1st in goals during 2015 playoffs.
- Led team in goals (T-10th in NHL), PPG (T-11th), scoring and shots (15th), T-1st in plus/minus rating, second in takeaways (47) and fourth in hits in 2014-15.
- Led team in assists and scoring, ranked T-1st in goals during 2014 playoffs.
- Notched a career-best, six-game point streak (3-7=10) in first six games of 2014 Western Conference Quarterfinal against Colorado. Point total was career high in a playoff series. Established career-best four-game assist streak (0-5=5) in Games 1-4.
- Tallied franchise record and career high four points (2-2=4) including GWG in Game 6 vs. COL (4/28/14). Scored 49 seconds into contest to set franchise record for fastest goal to start a playoff game.
- Ranked fourth in NHL in PPG in 2013-14.
- Recorded 500th career NHL point with first of two assists vs. PIT (4/5/14) joining his dad, J.P. (594) to become third father-son duo to each tally at least 500 points in NHL history (Gordie and Mark Howe, Bobby and Brett Hull).
- Led Minnesota in goals, points, PPG, GWG and shots on goal, ranked second in multi-point games in 2012-13. Ranked third in the NHL in shots on goal and 14th in TOI/game amongst forwards.
- Scored 200th career NHL goal at ARI (2/4/13), becoming the 36th American-born and eighth Minnesota-born player to reach milestone. Joined his dad, J.P. (238) to become the second father-son duo to each score at least 200 NHL goals – Bobby (610) and Brett (741) Hull.
- Captained New Jersey to 2012 Stanley Cup Final and ranked T-1st in NHL in goals and T-6th in playoff scoring.
- Missed majority of the 2010-11 season due to a knee injury suffered at LA (10/30/10).
- Named to the 2009 NHL Second All-Star Team, a finalist for the Lady Byng Trophy and fifth in balloting for the Hart Trophy after setting career highs in goals, assists, points, plus/minus rating; PPG, PPP (30) and shots on goal in 2008-09.
- Recorded first career NHL hat trick (3-1=4) vs. MTL (11/30/07, Price).
- Named MVP of the 2007 NHL YoungStars Game.
- Scored the GWG, added an assist and skated 15:48 in NHL debut vs. PHI (10/5/05, Thibault).
- Has played in nine international tournaments for the United States including 2016 World Cup of Hockey.
- Tallied goal and averaged 18:29 in TOI/game as Team USA captain at 2014 Olympics.
- Named to the 2010 Olympic All-Star Team and ranked T-3rd in tournament scoring with eight points (4-4=8) in six games after helping Team USA claim a silver medal as an alternate captain. Scored the game-tying goal with 24.4 seconds remaining to send the gold-medal game vs. Canada into overtime.
- Played for Team USA at the 2008, 2007 and 2005 IIHF World Championships, serving as an alternate captain in 2008.
- Led tournament in scoring and served as an alternate captain as Team USA claimed first-ever IIHF World Junior Championship gold medal in 2004. Led team in scoring at 2003 IIHF World Junior Championship. Won a gold medal at the 2002 IIHF World Under-18 Championship.
- Totaled 116 points (49-67=116) in 76 games in two seasons (2002-04) at the University of North Dakota. Named to the 2003 WCHA All-Rookie Team, 2004 WCHA First All-Star Team, 2004 NCAA West First All-American Team and a finalist for the 2004 Hobey Baker Award.
- Tallied 340 points (146-194=340) in 125 games in two seasons (2000-02) at Shattuck-St. Mary's..

CAREER TRANSACTIONS

- Signed by Minnesota as a free agent, July 4, 2012; Selected by New Jersey in the first round (17th overall) of the 2003 NHL Entry Draft.
- Signed through 2024-25. Becomes an unrestricted free agent 2025-26.

PERSONAL

- Charitable interests include United Heroes League and Children's Hospital, where he is a title sponsor of a private patient room.
- Wife, Alisha, and twins: son, Jaxson and daughter, Emelia, and son, Theodore.
- His favorite TV show to binge watch is Breaking Bad.
- If he had to team up with a fellow Wild player for a competitive reality show like the "Amazing Race", he would pick Alex Stalock because Alex likes to talk and play cribbage.

PARISE VS. NHL

TEAM	GP	G	A	PTS	+/-	PIM	TEAM	GP	G	A	PTS	+/-	PIM	TEAM	GP	G	A	PTS	+/-	PIM
ANA	29	8	10	18	-1	27	EDM	28	9	8	17	0	10	PIT	54	19	23	42	-8	26
ARI	26	12	12	24	11	8	FLA	37	14	14	28	2	12	SJ	27	10	12	22	1	4
BOS	36	8	12	20	-5	22	LA	29	7	12	19	-3	10	STL	34	11	10	21	-7	22
BUF	35	13	12	25	7	14	MIN	5	1	3	4	-2	0	TB	36	15	13	28	-1	15
CAR	35	19	13	32	2	10	NJL	36	16	13	29	15	14	TOR	36	12	10	22	-1	2
CGY	26	13	9	22	-5	20	NHL	11	3	4	7	-2	4	VAN	27	12	5	17	-8	8
CHI	36	7	9	16	0	10	NSH	33	14	11	25	-4	10	VGK	6	3	2	5	4	6
CBJ	20	12	6	18	8	8	NYI	53	21	26	47	7	20	WAS	35	9	17	26	-4	10
COL	40	17	23	40	13	14	NYR	56	18	25	43	7	22	WPG	50	20	23	43	20	18
DAL	37	17	17	34	7	10	OTT	33	12	20	32	5	4							
DET	21	12	12	24	7	2	PHI	48	22	20	42	6	16							

PARISE'S CAREER STATISTICS

SEASON	TEAM	LEAGUE	GP	G	A	PTS	+/-	PIM	PP	SH	GW	S	S%	BS	H	TOI	F%
2004-05	Albany	AHL	73	18	40	58	-	56	-	-	-	-	-	-	-	-	-
2005-06	NEW JERSEY	NHL	81	14	18	32	-1	28	2	0	5	133	10.5	22	11	13:08	42.6
2006-07	NEW JERSEY	NHL	82	31	31	62	-3	30	9	0	7	247	12.6	36	37	17:32	44.2
2007-08	NEW JERSEY	NHL	81	32	33	65	13	25	10	1	8	266	12.0	30	76	18:04	48.1
2008-09	NEW JERSEY	NHL	82	45	49	94	30	24	14	0	8	364	12.4	17	65	18:45	44.6
2009-10	NEW JERSEY	NHL	81	38	44	82	24	32	9	1	5	347	11.0	34	108	19:46	37.5
2010-11	NEW JERSEY	NHL	13	3	3	6	-1	6	0	0	1	49	6.1	6	13	19:51	36.4
2011-12	NEW JERSEY	NHL	82	31	38	69	-5	32	7	3	3	293	10.6	39	65	21:29	47.6
2012-13	MINNESOTA	NHL	48	18	20	38	2	16	7	0	4	182	9.9	41	58	20:40	33.3
2013-14	MINNESOTA	NHL	67	29	27	56	10	30	14	1	5	245	11.8	45	70	20:26	41.7
2014-15	MINNESOTA	NHL	74	33	29	62	21	41	11	0	3	259	12.7	56	86	19:11	16.7
2015-16	MINNESOTA	NHL	70	25	28	53	-3	36	7	0	7	234	10.7	42	71	19:18	0.0
2016-17	MINNESOTA	NHL	69	19	23	42	-3	30	6	0	4	194	9.8	69	46	17:25	61.5
2017-18	MINNESOTA	NHL	42	15	9	24	0	14	2	0	4	119	12.6	37	26	17:04	41.7
2018-19	MINNESOTA	NHL	74	28	33	61	-2	26	10	0	5	229	12.2	71	49	18:40	26.5
2019-20	MINNESOTA	NHL	69	25	21	46	-11	8	12	1	4	155	16.1	38	27	17:12	53.2
WILD TOTALS			513	192	190	382	14	201	69	2	36	1,617	11.9	399	434	18:45	42.2
NHL TOTALS			1,015	386	406	792	71	378	120	7	73	3,316	11.6	583	809	18:28	43.7

PARISE'S CAREER PLAYOFF STATISTICS

SEASON	TEAM	LEAGUE	GP	G	A	PTS	+/-	PIM	PP	SH	GW	S	S%	BS	H	TOI	F%
2005-06	NEW JERSEY	NHL	9	1	2	3	0	2	0	0	0	21	4.8	2	6	15:03	-
2006-07	NEW JERSEY	NHL	11	7	3	10	4	8	2	0	1	45	15.6	4	18	19:08	27.3
2007-08	NEW JERSEY	NHL	5	1	4	5	-5	2	1	0	0	20	5.0	1	11	18:29	-
2008-09	NEW JERSEY	NHL	7	3	3	6	2	2	1	0	1	29	10.3	2	17	19:02	40.0
2009-10	NEW JERSEY	NHL	5	1	3	4	0	0	0	1	0	20	5.0	3	4	20:44	25.0
2011-12	NEW JERSEY	NHL	24	8	7	15	-8	4	3	0	1	87	9.2	15	56	20:53	0.0
2012-13	MINNESOTA	NHL	5	1	0	1	-7	2	0	0	0	17	5.9	3	12	21:24	0.0
2013-14	MINNESOTA	NHL	13	4	10	14	-3	6	2	0	1	49	8.2	7	20	20:29	33.3
2014-15	MINNESOTA	NHL	10	4	6	10	0	4	1	1	0	20	20.0	9	22	18:53	0.0
2015-16	MINNESOTA	NHL															
2016-17	MINNESOTA	NHL	5	2	1	3	-4	8	1	0	0	19	10.5	3	5	19:27	50.0
2017-18	MINNESOTA	NHL	3	3	0	3	0	2	2	0	0	5	60.0	2	1	16:56	-
2019-20	MINNESOTA	NHL	4	0	3	3	2	2	0	0	0	6	0.0	1	8	17:44	40.0
WILD TOTALS			40	14	20	34	-12	24	6	1	1	116	12.1	25	68	19:32	36.4
NHL TOTALS			101	35	42	77	-19	42	13	2	4	338	10.4	52	180	19:23	30.3

PARISE'S CAREER HIGHLIGHTS

Goals, Game: 3 – five times

Assists, Game: 4 – two times

Points, Game: 4 – nine times

PIM, Game: 15 – at ANA, 10/17/14

+/-, Game: 4 – three times

Shots, Game: 11 – vs. ANA, 1/17/19

TOI, Game: 27:30 – at WSH, 11/12/11

Goal Streak: 6g – 11/7-11/19/09

Assist Streak: 6g – 11/26-12/8/11

Point Streak: 10g – 11/7-11/28/09

Career Hat Tricks: 5

Career Shootout: 44-112



ZACH PARISE

No 11



No 29

**GREG
PATERYN**

(PA-tuhr-ihn)


DEFENSEMAN

Shoots: Right

Ht: 6-3 • Wt: 218

Born: 6/20/90

Sterling Heights, MI, USA



2019-20 HIGHLIGHTS

- Did not participate in Stanley Cup Playoffs due to an upper-body injury.
- Recorded career-best, three-game point/assist streak (0-3=3, 2/25-2/28).
- Notched an assist and skated season-high 19:20 at DET (2/27).
- Tallied assist for first point of season vs. CBJ (2/25).
- Blocked season-high five shots vs. NYR (2/13).
- Recorded season-high five shots vs. BOS (2/1), T-2nd most in his career.
- Skated 12:27 and led team with four hits in season debut vs. VAN (1/12).
- Underwent bilateral core muscle repair surgery (10/1).

CAREER

- Set career high in games played and tied career best in shots on goal in 2018-19.
- Set career highs in assists, points, shots on goal, TOI/game, PIM, blocked shots and hits in 2017-18.
- Ranked second on team in blocked shots and SHTOI and third in hits in 2017-18.
- Recorded career-high eight blocked shots vs. BOS (3/23/18).
- Posted an assist, led team with seven blocked shots and recorded career-high six shots on goal vs. PIT (2/9/18).
- Posted career-high eight hits vs. CGY (3/20/16) and at MTL (3/28/17).
- Finished third amongst team defensemen in hits in 2015-16.
- Logged a career-high 23:49 in TOI at CAR (4/7/16).
- Tallied first career NHL goal at BUF (3/16/16, Lehner).
- Ranked T-2nd in plus/minus rating and T-3rd in scoring amongst team defensemen during 2015 playoffs.
- Recorded an assist on the series-clinching goal in Game 6 of 2015 Eastern Conference Quarterfinal at OTT (4/26/15).
- Tallied as assist for first career playoff point in Game 5 of 2015 Eastern Conference Quarterfinal vs. OTT (4/24/15).
- Made Stanley Cup Playoff debut in Game 4 of 2015 Eastern Conference Quarterfinal at OTT (4/22/15).
- Led team defensemen in goals, assists and scoring in 2013-14. Point total ranked fifth on team.
- Ranked fourth among AHL defensemen with seven PPG in 2013-14.
- Ranked T-1st on team in PPG and GWG in 2012-13.
- Led team defensemen in goals and ranked third in shots on goal in 2012-13.
- Tallied one hit and one blocked shot in 9:43 of TOI in NHL debut at TB (3/9/13).
- Served as alternate captain during senior season at the University of Michigan in 2011-12.
- Ranked second on team in PIM in 2011-12.
- Advanced to the NCAA Frozen Four during his junior season in 2010-11. Recorded an assist in the NCAA National Championship as Michigan fell to the University of Minnesota Duluth 3-2 in overtime at Xcel Energy Center (4/9/11).
- The Wolverines advanced to the NCAA tournament all four seasons of his collegiate career (2008-12).

CAREER TRANSACTIONS

- Signed by Minnesota as a free agent, July 1, 2018; Acquired by Dallas from Montreal along with Montreal's 2017 fourth-round selection (Markus Phillips) in exchange for Jordie Benn, Feb. 27, 2017; Acquired by Montreal from Toronto along with Toronto's 2010 second-round selection (Jared Knight) in exchange for Mikhail Grabovski, July 3, 2008; Selected by Toronto in the fifth round (128th overall) of the 2008 NHL Entry Draft.
- Signed through 2020-21 season. Becomes an unrestricted free agent 2021-22.

PERSONAL

- Wife, Stefani and daughter, Sunny.
- Charitable interests include anything with animals, kids and environmental causes, specifically with oceans.
- As the Wild celebrates 20 years this season, one of Greg's first memories of Minnesota was playing in the Frozen Four at Xcel Energy Center for the University of Michigan.
- If he had to team up with a fellow Wild player for a competitive reality show like the "Amazing Race", he would pick Brad Hunt because he's easy to get along with.

PATERYN VS. NHL																				
TEAM	GP	G	A	PTS	+/-	PIM	TEAM	GP	G	A	PTS	+/-	PIM	TEAM	GP	G	A	PTS	+/-	PIM
ANA	10	0	2	2	-1	0	EDM	7	0	0	0	-1	11	PIT	5	0	1	1	-3	2
ARI	6	0	1	1	-1	17	FLA	14	0	1	1	0	6	SJ	13	0	0	0	-6	7
BOS	7	0	1	1	-3	0	LA	9	0	2	2	0	2	STL	12	0	1	1	4	8
BUF	9	1	1	2	-2	11	MIN	5	0	1	1	-1	0	TB	13	0	2	2	-3	21
CAR	8	0	1	1	-2	0	MTL	5	0	1	1	1	4	TOR	8	0	2	2	3	0
CGY	8	0	0	0	1	2	NJ	7	0	1	1	2	6	VAN	10	0	0	0	-3	4
CHI	9	0	2	2	0	6	NSH	10	0	1	1	1	14	VGK	5	1	1	2	4	0
CBJ	9	0	2	2	-5	4	NYI	10	0	1	1	0	4	WAS	6	0	1	1	-4	2
COL	11	1	1	2	1	8	NYR	7	0	2	2	1	0	WPG	11	0	3	3	3	8
DAL	8	0	1	1	4	4	OTT	8	0	0	0	-2	7							
DET	10	0	2	2	0	2	PHI	7	1	0	1	-1	2							

PATERYN'S CAREER STATISTICS																
SEASON	TEAM	LEAGUE	GP	G	A	PTS	+/-	PIM	PP	SH	GW	S	S%	BS	H	TOI
2008-09	U. of Michigan	CCHA	28	0	5	5	-	32	-	-	-	-	-	-	-	-
2009-10	U. of Michigan	CCHA	33	1	5	6	-	18	-	-	-	-	-	-	-	-
2010-11	U. of Michigan	CCHA	40	3	14	17	-	28	-	-	-	-	-	-	-	-
2011-12	U. of Michigan	CCHA	41	2	13	15	-	65	-	-	-	-	-	-	-	-
2012-13	MONTREAL	NHL	3	0	0	0	0	0	0	0	0	0	-	1	2	9:36
	Hamilton	AHL	39	7	5	12	-12	27	4	0	3	78	9.0	-	-	-
2013-14	Hamilton	AHL	68	15	19	34	4	67	7	1	3	144	10.4	-	-	-
2014-15	MONTREAL	NHL	17	0	0	0	0	6	0	0	0	10	0.0	18	48	12:39
	Hamilton	AHL	53	3	12	15	-1	56	1	0	1	78	3.8	-	-	-
2015-16	MONTREAL	NHL	38	1	6	7	-8	49	0	0	0	32	3.1	52	100	16:45
	St. John's	AHL	3	0	0	0	-6	0	0	0	0	10	0.0	-	-	-
2016-17	MONTREAL	NHL	24	1	5	6	1	4	0	0	0	28	3.6	43	44	14:23
	DALLAS	NHL	12	0	3	3	-2	6	0	0	0	14	0.0	23	25	17:31
2017-18	DALLAS	NHL	73	1	12	13	6	50	0	0	0	100	1.0	148	155	19:37
2018-19	MINNESOTA	NHL	80	1	6	7	-11	41	0	0	0	100	1.0	118	144	17:07
2019-20	MINNESOTA	NHL	20	0	3	3	1	6	0	0	0	22	0.0	30	25	15:28
WILD TOTALS			100	1	9	10	-10	47	0	0	0	122	0.8	148	169	16:47
NHL TOTALS			267	4	35	39	-13	162	0	0	0	306	1.3	433	543	17:02

PATERYN'S CAREER PLAYOFF STATISTICS																
SEASON	TEAM	LEAGUE	GP	G	A	PTS	+/-	PIM	PP	SH	GW	S	S%	BS	H	TOI
2014-15	MONTREAL	NHL	7	0	3	3	2	0	0	0	0	6	0.0	4	14	10:58
2019-20	MINNESOTA	NHL	DID NOT PLAY - INJURED													
NHL TOTALS			7	0	3	3	2	0	0	0	0	6	0.0	4	14	10:58

PATERYN'S CAREER HIGHLIGHTS															
Goals, Game: 1 – four times								+/-, Game: 5 – at STL, 11/3/18							
Assists, Game: 1 – 35 times								Shots, Game: 6 – vs. PIT, 2/9/18							
Points, Game: 1 – 39 times								TOI, Game: 23:49 – at CAR, 4/7/16							
PIM, Game: 15 – two times								Goal Streak: None							
								Assist Streak: 3g – 2/25-2/28/20							
								Point Streak: 3g – 2/25-2/28/20							
								Career Hat Tricks: None							
								Career Shootout: 0-0							



GREG PATERYN

No 29




No 49

VICTOR RASK

CENTER

Shoots: Left
Ht: 6-2 • Wt: 195
Born: 3/1/93
Leksand, SWE



2019-20 HIGHLIGHTS

- Registered a minus rating six times - fewest on team.
- Set career high and ranked T-4th on team in plus/minus rating.
- All five of his goals gave the Wild the lead or tied the game.
- Tallied a point in consecutive games three times.
- Played in 400th career NHL game vs. FLA (1/20).
- Skated season-high 16:34 vs. DAL (1/18).
- Recorded GWG in 6-4 win at COL (12/27).
- Notched GWG in 2-0 win at OTT (10/14).

CAREER

- Set a career high in FO% and ranked T-3rd on team in GWG and T-4th in PPG in 2017-18.
- Established career highs in assists and games played in 2016-17. Ranked T-2nd on the team in assists, T-3rd in scoring and T-4th in goals.
- Registered a career-best plus-4 rating and tied career best with three points (1-2=3) vs. CBJ (1/10/17).
- Recorded career-best, eight-game point streak (4-6=10, 10/13-10/30/16).
- Notched career-high seven shots on goal vs. NJ (3/27/16).
- Established career highs in goals and points in 2015-16. Ranked second on team in assists, T-2nd in scoring and third in goals.
- Skated career-best 24:50 vs. DET (10/10/15).
- Ranked fifth amongst NHL rookies in shots on goal and 10th in scoring in 2014-15.
- Ranked third amongst team forwards in TOI/game, T-3rd on team in assists, fourth in scoring and T-5th in goals in 2014-15.
- Recorded first career NHL assist and multi-point game (1-1=2) vs. CBJ (11/7/14).
- Tallied first career NHL goal vs. LA (11/2/14, Quick).
- Made NHL debut vs. NYI (10/10/14).
- Led team rookies in goals, assists and points in 2013-14.
- Recorded 10 points (5-5=10) in first 10 games with Charlotte (AHL) during first season of professional hockey in North America in 2013-14.
- Started 2012-13 season with Charlotte (AHL) and played 10 games before he was assigned to Calgary (WHL).
- His 11-game point streak (5-9=14, 3/21-4/18/13) was the longest by any player during the 2013 WHL postseason. Led team in playoff scoring.
- Ranked T-1st amongst WHL rookies in GWG (5), second in goals and PPG (14) and third in scoring in 2011-12.
- Led team in PPG, ranked second in goals, third in scoring and T-5th in assists in 2011-12. Earned Rookie of the Year honors for the Hitmen.
- Has represented Sweden at six IIHF World Championships.
- Ranked T-2nd on team in scoring with seven points (2-5=7) in 10 games to help Sweden win the gold medal at 2017 IIHF World Championship.
- Tallied four points (3-1=4) for Sweden at 2015 IIHF World Championship.
- Collected four points (2-2=4) in six games to help Sweden win silver medal at 2013 IIHF World Junior Championship.
- Played in six games at the 2012 IIHF World Junior Championship to help Sweden capture the gold medal at the event for the first time in 31 years.
- Earned five points (2-3=5) and a plus-5 rating in six games at the 2011 Under-18 World IIHF Junior Championship to help Sweden win a silver medal. Named one of Sweden's top three players in tournament.
- Totaled five points (3-2=5) and a plus-6 rating to help Sweden capture a silver medal at 2010 Under-18 IIHF World Championship.
- Skated in four games at 2009 Ivan Hlinka Memorial Tournament.

CAREER TRANSACTIONS

- Acquired by Minnesota from Carolina in exchange for Nino Niederreiter, Jan. 17, 2019; Selected by Carolina in the second round (42nd overall) of the 2011 NHL Entry Draft.
- Signed through 2021-22. Becomes an unrestricted free agent 2022-23.

PERSONAL

- Charitable interests include youth and women's hockey.
- He hopes in the next 20 years teleportation will be invented.
- Lists LeBron James as one athlete he would like to interview.
- If he had to team up with a fellow Wild player for a competitive reality show like the "Amazing Race", he would pick Matt Dumba because he would be fun to have around.

RASK VS. NHL

TEAM	GP	G	A	PTS	+/-	PIM	TEAM	GP	G	A	PTS	+/-	PIM	TEAM	GP	G	A	PTS	+/-	PIM
ANA	12	3	3	6	0	2	EDM	11	0	6	6	4	2	PIT	20	0	6	6	-13	2
ARI	12	2	4	6	0	2	FLA	14	0	3	3	-8	2	SJ	10	2	4	6	-4	2
BOS	16	1	1	2	-10	8	LA	11	2	4	6	2	6	STL	10	1	5	6	-2	0
BUF	15	4	1	5	-3	0	MIN	8	2	4	6	-2	2	TB	14	2	6	8	3	0
CAR	3	0	1	1	-1	0	MTL	14	2	6	8	3	2	TOR	16	2	3	5	2	2
CGY	11	3	2	5	0	2	NY	19	2	4	6	-3	4	VAN	8	2	3	5	-4	0
CHI	10	4	0	4	4	0	NSH	11	4	2	6	5	6	VGK	5	0	0	0	-1	6
CBJ	16	4	6	10	6	6	NYI	20	4	5	9	-2	6	WAS	18	4	4	8	-2	0
COL	12	4	0	4	-4	4	NYR	18	4	5	9	-4	4	WPG	11	3	1	4	-3	4
DAL	13	2	5	7	-1	4	OTT	12	2	6	8	6	2							
DET	14	3	6	9	6	0	PHI	21	2	3	5	-1	2							

RASK'S CAREER STATISTICS

SEASON	TEAM	LEAGUE	GP	G	A	PTS	+/-	PIM	PP	SH	GW	S	S%	BS	H	TOI	FO%
2011-12	Calgary	WHL	64	33	30	63	7	21	14	0	5	—	—	—	—	—	—
2012-13	Charlotte	AHL	10	1	4	5	7	0	0	0	0	10	10.0	—	—	—	—
	Calgary	WHL	37	14	27	41	14	16	6	0	4	—	—	—	—	—	—
2013-14	Charlotte	AHL	76	16	23	39	-3	20	4	0	1	160	10.0	—	—	—	—
2014-15	CAROLINA	NHL	80	11	22	33	-14	16	2	0	2	172	6.4	36	42	16:20	51.0
2015-16	CAROLINA	NHL	80	21	27	48	-6	24	5	0	5	160	13.1	34	32	16:59	51.2
2016-17	CAROLINA	NHL	82	16	29	45	-10	16	4	0	3	186	8.6	33	43	17:18	49.8
2017-18	CAROLINA	NHL	71	14	17	31	0	12	4	0	3	126	11.1	29	62	15:23	54.9
2018-19	CAROLINA	NHL	26	1	5	6	-3	4	0	0	0	25	4.0	8	25	12:02	45.1
	MINNESOTA	NHL	23	2	1	3	-1	4	0	0	0	30	6.7	4	15	12:11	50.5
2019-20	MINNESOTA	NHL	43	5	8	13	7	6	0	0	2	38	13.2	8	26	10:29	44.1
WILD TOTALS			66	7	9	16	6	10	0	0	2	68	10.3	12	41	11:05	46.7
NHL TOTALS			405	70	109	179	-27	82	15	0	15	737	9.5	152	245	15:21	50.6

RASK'S CAREER PLAYOFF STATISTICS

YEAR	TEAM	LEAGUE	GP	G	A	PTS	+/-	PIM	PP	SH	GW	S	S%	BS	H	TOI	FO%
2012-13	Calgary	WHL	17	6	10	16	6	10	0	0	3	—	—	—	—	—	—
NHL TOTALS																	

NO NHL POSTSEASON EXPERIENCE

RASK'S CAREER HIGHLIGHTS

Goals, Game: 2 – three times
Assists, Game: 3 – two times
Points, Game: 3 – five times
PIM, Game: 4 – two times


+/-, Game: 4 – vs. CBJ, 1/10/17
Shots, Game: 7 – vs. NJ, 3/27/16
TOI, Game: 24:50 – vs. DET, 10/10/15
Goal Streak: 3g – two times

Assist Streak: 4g – two times
Point Streak: 8g – 10/13-10/30/16
Career Hat Tricks: None
Career Shootout: 1-9



VICTOR RASK

No 49



2019-20 HIGHLIGHTS

- Set franchise record for plus/minus rating by a rookie.
- Goal and point total ranked fourth in team history by a rookie defenseman.
- Ranked T-4th amongst NHL rookies in plus/minus.
- Led team in plus/minus rating and ranked fifth in hits.
- Registered career-best four shots vs. NYR (2/13).
- Skated career-high 23:37 at CHI (12/15).
- Notched SHG goal vs. PHI (12/14) to become the fourth rookie and sixth defenseman in franchise history to record a SHG.
- Recorded two assists and tied franchise rookie record with a career-best, plus-4 rating vs. EDM (12/12).
- Tallied a goal in consecutive games for first career NHL goal/point streak (2-1=3, 12/3-12/5).
- Recorded two points (1-1=2), a plus-3 rating, four blocked shots and was named First Star at TB (12/5).
- Tallied first career GWG at FLA (12/3).
- Recorded first career NHL goal vs. ARI (11/16, Reimer).
- Tallied assist for first career NHL point and game-high four hits vs. EDM (10/22).
- Recorded career-high five hits at COL (10/5).

CAREER

- Ranked third on team in PIM and fifth in plus/minus rating in 2018-19.
- Ranked second amongst team defensemen in shots on goal and fourth in scoring in 2018-19.
- Made Stanley Cup Playoff debut in Game 1 of 2018 Western Conference Quarterfinal at WPG (4/11/18) and appeared in first four games of series.
- Registered three shots and two hits in 15:26 in TOI in NHL debut vs. EDM (4/2/18).
- Led Iowa in plus/minus rating and ranked fifth in PIM in 2017-18.
- Ranked T-6th amongst rookie AHL defensemen in plus/minus rating in 2017-18.
- Made AHL debut vs. Chicago (4/13/17).
- Signed a two-year, entry-level contract with Minnesota (4/10/17).
- Returned to action in the 2017 NCAA Frozen Four after missing seven games due to a lower-body injury.
- The University of Minnesota-Duluth lost to Denver University, 3-2, in the NCAA Championship Game (4/8/17).
- Ranked second amongst team defensemen in shots on goal and third on team in PIM in 2016-17.
- Served as assistant captain and named to NCHC All-Academic Team his senior season.
- Led team in PIM and ranked fourth in blocked shots (39) in 2015-16.
- Ranked second amongst team defensemen in goals and third in scoring in 2014-15.
- Ranked third on team with 44 blocked shots and a plus-13 rating in 2014-15.
- Named to 2014-15 NCHC All-Academic Team.
- Ranked second on team in PIM, T-3rd with a plus-7 rating and fourth in blocked shots (30) during freshman season at Minnesota Duluth in 2013-14.
- Ranked fourth amongst team defensemen in scoring in 2013-14.
- Ranked first amongst NCHC rookies in PIM.
- Played two seasons with Spruce Grove in the Alberta Junior Hockey League (2011-13).


No 21

CARSON SOUCY

(SOO-see)

DEFENSEMAN

Shoots: Left
Ht: 6-5 • Wt: 211
Born: 7/27/94
Viking, AB, CAN



CAREER TRANSACTIONS

- Selected by Minnesota in the fifth round (137th overall) of the 2013 NHL Entry Draft.
- Signed through 2022-23. Becomes an unrestricted free agent 2023-24.

PERSONAL

- Charitable interests include World Vision International.
- He hopes in the next 20 years hovercrafts will be invented.
- Lists Derrick Henry as one athlete he would like to interview.
- If he had to team up with a fellow Wild player for a competitive reality show like the "Amazing Race", he would not pick Mats Zuccarello as Mats is afraid of the water.

SOUCY VS. NHL

TEAM	GP	G	A	PTS	+/-	PIM	TEAM	GP	G	A	PTS	+/-	PIM	TEAM	GP	G	A	PTS	+/-	PIM
ANA	3	0	0	0	-3	0	EDM	4	1	3	4	5	4	PIT	2	0	0	0	1	0
ARI	3	0	1	1	2	4	FLA	2	1	0	1	1	0	SJ	2	0	0	0	0	2
BOS	2	0	1	1	-1	0	LA	3	0	0	0	1	2	STL	1	0	0	0	0	0
BUF	1	0	0	0	0	0	MIN	-	-	-	-	-	-	TB	2	1	1	2	3	0
CAR	2	1	0	1	1	0	MTL	1	0	0	0	1	0	TOR	2	0	0	0	0	0
CGY	3	0	0	0	1	0	NJ	1	0	0	0	-1	0	VAN	2	0	1	1	-1	0
CHI	2	0	0	0	1	0	NSH	1	0	0	0	0	0	VGK	2	0	0	0	-1	0
CBJ	-	-	-	-	-	-	NYI	1	0	0	0	0	0	WAS	-	-	-	-	-	-
COL	4	1	0	1	0	4	NYR	2	0	0	0	1	2	WPG	3	0	0	0	-1	2
DAL	3	1	0	1	1	0	OTT	2	0	0	0	1	0							
DET	1	0	0	0	0	0	PHI	1	1	0	1	2	0							

SOUCY'S CAREER STATISTICS

SEASON	TEAM	LEAGUE	GP	G	A	PTS	+/-	PIM	PP	SH	GW	S	S%	BS	H	TOI
2013-14	U. of Minn-Duluth	NCHC	34	0	6	6	7	60	0	0	0	42	0.0	—	—	—
2014-15	U. of Minn-Duluth	NCHC	40	6	8	14	13	40	3	0	0	71	8.5	—	—	—
2015-16	U. of Minn-Duluth	NCHC	38	3	9	12	4	61	0	0	1	62	4.8	—	—	—
2016-17	Iowa	AHL	3	0	0	0	2	2	0	0	0	2	0.0	—	—	—
	U. of Minn-Duluth	NCHC	35	3	12	15	7	55	1	0	0	77	3.9	—	—	—
2017-18	MINNESOTA	NHL	3	0	0	0	-2	2	0	0	0	4	0.0	3	4	14:51
	Iowa	AHL	67	1	14	15	12	55	0	0	0	75	1.3	—	—	—
2018-19	Iowa	AHL	66	5	15	20	6	71	0	0	1	90	5.6	—	—	—
2019-20	MINNESOTA	NHL	55	7	7	14	16	18	0	1	1	61	11.5	50	69	15:38
WILD/NHL TOTALS			58	7	7	14	14	20	0	1	1	65	10.8	53	73	15:35

SOUCY'S CAREER PLAYOFF STATISTICS

SEASON	TEAM	LEAGUE	GP	G	A	PTS	+/-	PIM	PP	SH	GW	S	S%	BS	H	TOI
2017-18	MINNESOTA	NHL	4	0	0	0	-3	0	0	0	0	2	0.0	8	3	13:34
2018-19	Iowa	AHL	11	0	2	2	-3	6	0	0	0	18	0.0	-	-	-
2019-20	MINNESOTA	NHL	4	0	0	0	-3	0	0	0	0	3	0.0	5	5	14:39
WILD/NHL TOTALS			8	0	0	0	-6	0	0	0	0	5	0.0	13	8	14:06

SOUCY'S CAREER HIGHLIGHTS

Goals, Game: 1 – seven times
Assists, Game: 2 – vs. EDM, 12/12/19
Points, Game: 2 – two times
PIM, Game: 4 – at ARI, 12/19/19

+/-, Game: 4 – vs. EDM, 12/12/19
Shots, Game: 4 – vs. NYR, 2/3/20
TOI, Game: 23:37 – at CHI, 12/15/19
Goal Streak: 2g – 12/3-12/5/19

Assist Streak: None
Point Streak: 2g – three times
Career Hat Tricks: None
Career Shootout: 0-0




CARSON SOUCY

No 21



No 46 JARED SPURGEON (SPUHR-juhn) DEFENSEMAN

Shoots: Right
Ht: 5-9 • Wt: 167
Born: 11/29/89
Edmonton, AB, CAN



2019-20 HIGHLIGHTS

- Led team defensemen in goals and scoring during playoffs.
- Ranked T-11th amongst NHL defensemen in goals.
- Ranked second on team in blocked shots and TOI/game and fifth in PPP (13). PPP total tied career best.
- Notched first career hat trick at EDM (2/21) and became 12th different defenseman in NHL history to record natural hat trick.
- Recorded PPG vs. FLA (1/20) to become franchise leader in PPG by a defenseman.
- Tallied GWG vs. DAL (1/18) to become franchise leader in GWG by a defenseman.
- Notched three points (1-2=3) and plus-5 rating vs. OTT (11/29). Plus/minus rating tied franchise record. Second time in his career he has record a plus-5 rating.
- Blocked season-high seven shots at NYR (11/25).
- Skated in 600th career NHL game vs. EDM (10/22) to become third player in franchise history to reach milestone.

CAREER

- Franchise leader in goals, PPG, GWG, blocked shots and hits by a defenseman, ranks second in games played, points, assists, plus/minus rating, PPP (93) and shots on goal.
- Ranks fourth all-time in franchise history in plus/minus rating.
- Franchise's all-time leader in goals, scoring, PPG, PPP (10) and blocked shots, ranks T-1st in games played and second in assists amongst team defensemen in playoffs.
- Owns the fewest penalty minutes amongst NHL defensemen that have played in at least 500 games since entering the League in 2010-11.
- Set career high in TOI/game and tied career highs in PPP (13) and PPA (10) in 2017-18.
- Ranked 15th in NHL in TOI/game in 2017-18.
- Tallied GWG (and assist) for 200th career NHL point in 3-2 OT win vs. SJ (2/25/18).
- Skated in 500th career NHL game at NYR (2/23/18).
- Skated career-high 31:06 vs. COL (11/24/17).
- Led team in blocked shots and ranked second in TOI/game in 2017 playoffs.
- Ranked third in the NHL in plus/minus rating and 19th in TOI/game in 2016-17. Plus/minus rating was career best and ranks third in franchise history.
- Led team in blocked shots and ranked second in scoring and goals amongst team defensemen in 2016-17.
- Led team in blocked shots and ranked first amongst team defensemen in scoring during 2016 playoffs.
- Set career highs in PPG and blocked shots in 2015-16.
- Ranked T-1st in the NHL with three SHA in 2015-16.
- Led team in blocked shots, ranked second in TOI/game and plus/minus rating. Led team defensemen in goals and ranked second in scoring in 2015-16.
- Tallied career-high two PPG vs. CGY (3/24/16).
- Notched a career-best, six-game point streak (2-5=7, 11/5-11/17/15).
- Led team in blocked shots, ranked T-1st in scoring amongst team defensemen and third in TOI/game during 2015 playoffs.
- Ranked third on team in blocked shots and TOI/game in 2014-15. Point total ranked second amongst team defensemen.
- Ranked second on team in TOI/game and blocked shots during 2014 playoffs.
- Tallied game-tying goal with 2:27 left in regulation in Game 7 of 2014 Western Conference Quarterfinal at COL (4/30/14).
- Recorded first career playoff goal in Game 4 of 2014 Western Conference Quarterfinal vs. COL (4/24/14, Varlamov).
- Notched career-high six hits at FLA (11/24/14).
- Tallied goal and career-high eight shots vs. BUF (11/13/14).
- Recorded franchise-record nine blocked shots at COL (10/11/14).
- Made Stanley Cup Playoff debut in 2013 and led team in blocked shots.
- Ranked second in scoring amongst team defensemen and third in TOI/game in 2012-13.
- Set team record for defenseman with plus-5 rating (w/Clayton Stoner) at DAL (3/25/13).
- Led team defensemen in scoring and shots on goal in 2011-12. Ranked third on team in TOI/game, fourth in blocked shots and PPP (12).
- Recorded two PIM in 53 games during rookie season in 2010-11 to become third NHL defenseman to play in 50 or more games in a season and register two or fewer PIM (Tomas Kaberle 2001-02, Bill Quackenbush 1948-49).

- Notched first career NHL goal vs. EDM (2/22/11, Khabibulin).
- Recorded assist for first NHL point at CHI (1/25/11).
- Made NHL debut at CGY (11/29/10).
- Ranked fifth in assists and ninth in scoring amongst WHL defensemen in 2009-10.
- Ranked seventh with a plus-36 rating and T-14th in scoring amongst WHL defensemen in 2008-09.
- Member of 2008 Spokane Chiefs Memorial Cup championship team.

CAREER TRANSACTIONS

- Signed as a free agent by Minnesota on Sept. 23, 2010; Selected by N.Y. Islanders in the sixth round (156th overall) of the 2008 NHL Entry Draft.
- Signed through 2026-27. Becomes an unrestricted free agent 2027-28.

PERSONAL

- Charitable interests include Children's Hospital and Second Hand Hounds.
- Wife, Danielle, and four children: sons, Zach and Jayce, and daughters Colbie and Myer.
- He hopes in the next 20 years faster air travel will be invented.
- If he had to team up with a fellow Wild player for a competitive reality show like the "Amazing Race", he would pick Alex Stalock because Alex is a smart guy and pure comedy.

SPURGEON VS. NHL

TEAM	GP	G	A	PTS	+/-	PIM	TEAM	GP	G	A	PTS	+/-	PIM	TEAM	GP	G	A	PTS	+/-	PIM
ANA	26	3	6	9	1	4	EDM	28	8	4	12	7	4	PIT	14	2	4	6	0	2
ARI	24	3	13	16	9	2	FLA	15	1	9	10	9	2	SJ	27	4	6	10	5	6
BOS	12	0	4	4	-4	4	LA	26	3	5	8	1	4	STL	37	2	6	8	3	4
BUF	13	4	3	7	8	4	MIN	-	-	-	-	-	-	TB	15	4	5	9	2	8
CAR	13	1	11	12	0	0	MTL	15	3	3	6	2	6	TOR	15	2	5	7	-1	4
CGY	34	5	8	13	4	6	NJ	13	3	8	11	8	4	VAN	34	3	14	17	0	4
CHI	34	3	9	12	7	4	NSH	33	3	9	12	-9	6	VGK	5	2	2	4	0	0
CBJ	21	1	9	10	-2	6	NYI	15	3	5	8	6	2	WAS	10	2	3	5	-8	0
COL	44	5	9	14	12	8	NYR	15	2	2	4	-2	2	WPG	32	0	12	12	-2	4
DAL	35	6	10	16	-7	8	OTT	13	3	4	7	5	4							
DET	22	0	4	4	-7	2	PHI	13	1	6	7	3	0							

SPURGEON'S CAREER STATISTICS

SEASON	TEAM	LEAGUE	GP	G	A	PTS	+/-	PIM	PP	SH	GW	S	S%	BS	H	TOI
2010-11	MINNESOTA	NHL	53	4	8	12	-1	2	2	0	1	38	10.5	45	37	15:04
	Houston	AHL	23	2	7	9	-5	10	1	0	0	34	5.9	-	-	-
2011-12	MINNESOTA	NHL	70	3	20	23	-4	6	2	0	1	92	3.3	95	36	21:35
2012-13	MINNESOTA	NHL	39	5	10	15	1	4	4	0	2	67	7.5	55	46	21:33
2013-14	MINNESOTA	NHL	67	5	21	26	15	16	2	0	1	91	5.5	107	80	22:38
2014-15	MINNESOTA	NHL	66	9	16	25	3	6	3	0	2	128	7.0	124	48	22:37
2015-16	MINNESOTA	NHL	77	11	18	29	11	14	5	0	2	122	9.0	157	51	22:41
2016-17	MINNESOTA	NHL	76	10	28	38	33	20	1	0	2	144	6.9	140	49	24:01
2017-18	MINNESOTA	NHL	61	9	28	37	-6	8	3	0	2	110	8.2	127	64	24:32
2018-19	MINNESOTA	NHL	82	14	29	43	-1	20	4	0	0	152	9.2	145	91	24:09
2019-20	MINNESOTA	NHL	62	12	20	32	-1	18	3	0	2	112	10.7	102	61	22:34
WILD/NHL TOTALS			653	82	198	280	50	114	29	0	15	1,056	7.8	1,097	563	22:22

SPURGEON'S CAREER PLAYOFF STATISTICS

SEASON	TEAM	LEAGUE	GP	G	A	PTS	+/-	PIM	PP	SH	GW	S	S%	BS	H	TOI
2010-11	Houston	AHL	23	1	10	11	5	10	1	0	0	-	-	-	-	-
2012-13	MINNESOTA	NHL	5	0	0	0	-3	2	0	0	0	8	0.0	14	0	21:15
2013-14	MINNESOTA	NHL	13	3	3	6	0	2	1	0	0	22	13.6	26	21	24:04
2014-15	MINNESOTA	NHL	10	1	3	4	0	4	1	0	0	11	9.1	21	4	21:20
2015-16	MINNESOTA	NHL	6	2	3	5	1	4	2	0	0	10	20.0	19	10	26:00
2016-17	MINNESOTA	NHL	5	0	1	1	-1	0	0	0	0	13	0.0	10	6	25:20
2017-18	MINNESOTA	NHL	5	0	1	1	-4	0	0	0	0	3	0.0	8	3	21:48
2019-20	MINNESOTA	NHL	4	2	2	4	-1	4	1	0	0	7	28.6	7	6	22:48
WILD/NHL TOTALS			48	8	13	21	-8	16	5	0	0	74	10.8	105	50	23:14

SPURGEON'S CAREER HIGHLIGHTS

Goals, Game: 3 – at EDM, 2/21/20

Assists, Game: 3 – two times

Points, Game: 3 – nine times

PIM, Game: 4 – three times

+/-, Game: 5 – two times

Shots, Game: 8 – vs. BUF, 11/13/14

TOI, Game: 31:06 – vs. COL, 1/24/17

Goal Streak: 2g – seven times

Assist Streak: 4g – two times

Point Streak: 6g – 11/5-11/17/15

Career Hat Tricks: One

Career Shootout: 0-2

JARED SPURGEON

No 46





No 32 ALEX STALOCK (STAY-lock) GOALTENDER

Catches: Left
Ht: 6-0 • Wt: 200
Born: 7/28/87
Saint Paul, MN, USA



2019-20 HIGHLIGHTS

- Started all four Stanley Cup Playoff games.
- Made 28 saves to earn first career playoff win and shutout in Game 1 of Qualifying Round series vs. VAN (8/2).
- Set career highs in games played, starts, wins and shutouts.
- Ranked T-5th in the NHL in shutouts.
- Went 11-4-1 with a 2.25 GAA, a .920 SV% and three shutouts in final 16 starts of season. Ranked T-2nd in the NHL in wins since Jan. 16.
- Went 12-4-2 with a 2.26 GAA, a .919 SV% and two shutouts in 20 home games (18 starts).
- Tied career high making seven straight starts and went 5-2-0 with a 2.59 GAA, a .919 SV% and one shutout (2/25-3/7).
- Made season-high 40 saves in a 3-2 win at SJ (3/5) and became fifth goalie in franchise history to record 20 wins in a season.
- Recorded a career-best, four-game winning streak (2/21-2/28).
- Stopped all 24 shots faced in 5-0 win at CBJ (2/28).
- Stopped all 26 shots faced in 4-0 win vs. VGK (2/11).
- Made 27 saves in 7-0 win vs. DAL (1/18).
- Recorded a career-best, seven-game point streak (5-0-2, 11/19-12/5/19).
- Made 26 saves in a 3-2 shootout victory vs. DAL (12/1) in his 100th career NHL start.
- Made 26 saves in 2-0 win at OTT (10/14).

CAREER

- Started career-best seven straight games (12/14-12/27/17).
- Registered first career shot on goal and first by a goalie in franchise history at 1:35 of third period vs. EDM (12/16/17). Led NHL goalies with three shots on goal.
- Stopped all 28 shots faced in a 2-0 win vs. TOR (12/14/17) to become first Minnesota native to record a shutout with the Wild.
- Made 18 saves in 5-1 win in Wild debut vs. OTT (3/30/17) to become 17th goalie to play for Wild, 15th to earn win, eighth to win debut and second Minnesota-born goalie to play for team.
- Ranked T-2nd in the AHL in SV%, fifth in minutes played, T-7th in shutouts, T-9th in GAA and 11th in wins in 2016-17.
- Posted a record of 11-7-4 with a 1.90 GAA, a .940 SV% and two shutouts in last 23 games with Iowa during 2016-17 season.
- Recorded first career NHL point with an assist at NYI (10/17/15).
- Made 28 saves in a 4-3 OT win with San Jose in his first career start at MIN (1/6/15).
- Made first career playoff start and made 26 saves in a 4-1 loss in Game 6 of 2014 Western Conference Quarterfinal at LA (4/28/14).
- Made playoff debut in relief effort in Game 4 of 2014 Western Conference Quarterfinal at LA (4/24/14).
- Made 19 saves in a 2-1 win vs. MIN (12/11/14) to become first Minnesota native to record a win against the Wild.
- Finished ninth in the NHL in GAA but did not play enough games to qualify amongst League leaders in 2013-14.
- Sharks nominee for Bill Masterton Memorial Trophy in 2013-14.
- Set a Sharks record for longest shutout streak at 178:55 (1/5-1/27/14).
- Made 24 saves at FLA (1/16/14) to record first career shutout. Posted second consecutive shutout vs. WPG (1/23/14).
- Set career highs with 44 saves and 46 shots faced, and stopped all five shootout attempts in a 3-2 shootout win vs. DAL (12/21/13).
- Made 38 saves to earn the win in his first career start, a 5-2 victory at OTT (10/27/13).
- Missed most of the 2011-12 season due to a leg injury suffered in an AHL game vs. Manchester (2/4/11).
- Made NHL debut trailing 3-0 vs. ARI (2/1/11) and stopped all nine shots faced in 29-47 to earn first NHL win, 5-3.
- Led the AHL in wins in 2009-10 and set an AHL rookie record. Ranked second in AHL in minutes played and fourth in saves.
- Selected to the 2010 AHL All-Rookie team and played in the 2010 AHL All-Star Game.
- Played three seasons at the University of Minnesota Duluth (2006-09). Finished collegiate career with school records for GAA (2.48), SV% (.910) and shutouts (9).
- Ranked first in the NCAA in minutes played and led the Bulldogs to the WCHA Playoff Championship and the 2009 NCAA West Regional Final.
- Named to the 2009 NCAA West First All-American Team and the 2009 WCHA First All-Star Team.
- Led WCHA freshmen goaltenders in all major categories and named to the 2007 WCHA All-Rookie Team.
- Led USHL in wins and SV%, ranked T-3rd in shutouts and sixth in GAA during 2005-06 season.
- Named the 2006 USHL Goaltender of the Year and to the Rbk All-USHL First Team.
- Named the 2005 USHL Playoff MVP as Cedar Rapids won the Clark Cup.

- Helped South Saint Paul High School advance to semifinal of 2004 Minnesota Class A State High School Hockey Tournament and named to the All-Tournament Team.

CAREER TRANSACTIONS

- Signed by Minnesota as a free agent on July 1, 2016; Acquired by Toronto along with Ben Smith and a conditional fourth-round selection in the 2018 NHL Entry Draft from San Jose in exchange for James Reimer and Jeremy Morin, Feb. 27, 2016; Selected by San Jose in the fourth round (112th overall) of the 2005 NHL Entry Draft.
- Signed through 2021-22. Becomes an unrestricted free agent 2022-23.

PERSONAL

- Wife, Felicia, son, Simon, and daughters, Selena and Monica.
- Charitable interests include Jack's Basket.
- Lists Matt Foley as one athlete he would like to interview because he is an incredible motivational speaker.
- If he had to team up with a fellow Wild player for a competitive reality show like the "Amazing Race", he would pick Joel Eriksson Ek because Joel is in such good shape and he wouldn't talk a ton if Alex had to be stuck with him.

STALOCK VS. NHL

TEAM	GP	W-L-OT	GAA	SHO	SV%	TEAM	GP	W-L-OT	GAA	SHO	SV%	TEAM	GP	W-L-OT	GAA	SHO	SV%
ANA	5	2-1-0	2.71	0	0.892	EDM	8	4-2-0	2.42	0	0.917	PIT	4	0-0-1	2.59	0	0.908
ARI	2	1-1-0	2.73	0	0.879	FLA	5	2-2-0	2.82	1	0.905	SJ	4	2-1-0	2.99	0	0.907
BOS	5	0-2-2	2.99	0	0.905	LA	7	2-3-1	2.93	0	0.899	STL	4	0-1-1	4.10	0	0.840
BUF	2	1-1-0	1.53	0	0.935	MIN	2	2-0-0	1.97	0	0.920	TB	5	3-2-0	3.19	0	0.881
CAR	4	0-2-2	3.90	0	0.893	MTL	2	1-1-0	2.00	1	0.925	TOR	1	1-0-0	0.00	1	1.000
CGY	12	3-4-4	2.51	0	0.906	NJ	3	2-1-0	3.00	0	0.907	VAN	3	1-1-0	1.99	0	0.926
CHI	6	2-2-1	2.48	0	0.920	NSH	7	1-5-1	2.71	0	0.917	VGK	3	2-1-0	1.69	1	0.940
CBJ	5	4-0-0	2.28	1	0.919	NYI	4	0-2-2	2.99	0	0.899	WAS	2	0-2-0	3.59	0	0.904
COL	8	4-2-0	2.06	0	0.916	NYR	3	0-1-2	3.24	0	0.890	WPG	9	4-3-0	2.54	2	0.897
DAL	11	6-5-0	2.87	1	0.910	OTT	9	7-1-1	2.09	1	0.930						
DET	1	1-0-0	1.02	0	0.962	PHI	5	3-0-0	2.19	0	0.896						

STALOCK'S CAREER STATISTICS

SEASON	TEAM	LEAGUE	GP	W	L	OT	GA	GAA	SV	SV%	SO	MIN
2009-10	Worcester	AHL	61	39	19	0	155	2.63	1,522	0.908	4	3,533
2010-11	SAN JOSE	NHL	1	1	0	0	0	0.00	9	1.000	0	30
	Worcester	AHL	41	19	17	0	105	2.63	1,025	0.907	0	2,397
2011-12	Worcester	AHL	2	1	0	0	5	2.51	50	0.909	0	119
	Stockton	ECHL	6	5	1	0	17	2.83	180	0.914	0	360
	Peoria	AHL	3	2	0	0	2	1.13	53	0.964	1	106
2012-13	SAN JOSE	NHL	2	0	0	1	2	2.87	11	0.846	0	42
	Worcester	AHL	38	17	16	0	99	2.60	1,028	0.912	2	2,281
2013-14	SAN JOSE	NHL	24	12	5	2	39	1.87	532	0.932	2	1,252
2014-15	SAN JOSE	NHL	22	8	9	2	54	2.62	499	0.902	2	1,237
2015-16	SAN JOSE	NHL	13	3	5	2	33	2.94	252	0.884	0	674
	San Jose	AHL	2	2	0	0	4	1.96	53	0.930	0	122
	Toronto	AHL	3	1	2	0	8	2.66	78	0.907	0	181
2016-17	MINNESOTA	NHL	2	1	1	0	3	1.51	51	0.944	0	119
	Iowa	AHL	50	23	17	8	109	2.28	1,357	0.926	4	2,871
2017-18	MINNESOTA	NHL	28	10	10	4	71	2.85	716	0.910	1	1,495
2018-19	MINNESOTA	NHL	21	6	8	3	53	2.99	472	0.899	0	1,065
2019-20	MINNESOTA	NHL	38	20	11	4	97	2.67	985	0.910	4	2,177
WILD TOTALS			89	37	30	11	224	2.77	2,224	0.908	5	4,856
NHL TOTALS			151	61	49	18	352	2.61	3,527	0.909	9	8,091

STALOCK'S CAREER PLAYOFF STATISTICS

SEASON	TEAM	LEAGUE	GP	W	L	GA	GAA	SV	SV%	SO	MIN
2009-10	Worcester	AHL	11	6	5	26	2.28	294	0.919	0	683
2013-14	SAN JOSE	NHL	3	0	1	4	2.05	52	0.929	0	117
2017-18	MINNESOTA	NHL	1	0	0	1	1.25	15	0.938	0	48
2019-20	MINNESOTA	NHL	4	1	3	12	3.03	104	0.897	1	237
WILD TOTALS			5	1	3	13	2.73	119	0.902	1	285
NHL TOTALS			8	1	4	17	2.54	171	0.910	1	402

STALOCK'S CAREER HIGHLIGHTS

Saves, Game: 44 – vs. DAL, 12/21/13
Shots Faced, Game: 46 – vs. DAL, 12/21/13
Goals Allowed, Game: 7 – at WPG, 11/27/17
Consecutive Starts: 7g – two times
Winning Streak: 4g – 2/21-2/28/20
Point Streak: 7g – 11/19-12/5/19 (5-0-2)

Losing Streak: 3g – 1/19-2/17/15
Winless Streak: 7g – 1/17-4/6/19 (0-4-3)
Shutout Streak: 178:55 – 1/5-1/27/14
Shutouts: 9 – last, at CBJ, 2/28/20
Career Shootout Record: 8-9 (42/61, .689 SV%)



ALEX STALOCK

No 32




No 7

**NICO
STURM**

CENTER

Shoots: Left
Ht: 6-3 • Wt: 207
Born: 5/3/95
Augsburg, DEU



2019-20 HIGHLIGHTS

- Tallied first career NHL goal in Game 4 of Qualifying Round series vs. VAN (8/7, Markstrom).
- Become the second player in franchise history to record his first career NHL goal in the playoffs (Jordan Greenway).
- Made Stanley Cup Playoff debut in Game 3 vs. VAN (8/6).
- Skated career-high 14:52 and won 7-of-9 faceoffs at COL (12/27).
- Recorded an assist for first career NHL point at ARI (12/19).
- Made NHL season debut at VGK (12/17).
- Ranked second on Iowa in GWG (4), fifth in scoring and T-5th in plus/minus rating.
- Led team rookies in goals and scoring.
- Ranked T-11th in goals and T-12th in scoring amongst AHL rookies.

CAREER

- Made NHL debut vs. BOS (4/4/19).
- Signed a one-year, entry-level contract with Minnesota on April 1, 2019.
- Led Clarkson University with a plus-23 rating and tallied 12 multi-point games in 2018-19.
- Won 392-of-677 faceoffs (57.9%) and served as team co-captain during junior season.
- Ranked T-4th in assists, T-10th in scoring and T-11th in points per game (1.15) in the NCAA in 2018-19.
- Ranked T-5th in plus/minus rating amongst NCAA forwards in 2018-19.
- Named a First-Team CCM/AHCA All-American, a Top Ten Hobey Baker Award Finalist and a finalist for the ECAC Hockey Player of the Year Award in 2018-19.
- Named the ECAC Hockey Best Defensive Forward for the second consecutive season in 2018-19.
- Named to 2019 ECAC All-Tournament Team and an ECAC First-Team All-League selection.
- Led the NCAA with a 61.7% faceoff percentage (443-of-718) in 2017-18.
- Ranked T-4th amongst NCAA forwards in plus/minus rating in 2017-18.
- Ranked second on team in scoring, T-2nd in plus/minus rating and third in goals in 2017-18.
- Named the ECAC Hockey Best Defensive Forward, to the ECAC Third All-Star Team and the ECAC Hockey All-Academic Team in 2017-18.
- Ranked second amongst team freshmen in goals and T-2nd in scoring in 2016-17.
- Ranked sixth in faceoff percentage 56.2% amongst NCAA freshmen that took more than 100 faceoffs.
- Named to the 2016-17 ECAC All-Rookie Team and to the ECAC Hockey All-Academic Team.
- Named ECAC Rookie of the Week (11/14/16).
- Helped Tri-City win Clark Cup Championship in 2015-16.
- Ranked T-5th in the USHL in PPG (10) in 2015-16.
- Played for Germany at the 2015 IIHF World Junior Championship.
- Led team in goals, GWG (3) and scoring in the playoffs as Austin advanced to the Robertson Cup Final in 2014-15.
- Ranked T-1st in goals and GWG and T-2nd in scoring during the NAHL playoffs.
- Ranked second on team in assists and third in scoring during the regular season in 2014-15.

CAREER TRANSACTIONS

- Signed by Minnesota as a free agent, April 1, 2019.
- Signed through 2021-22. Becomes an unrestricted free agent 2022-23.

PERSONAL

- Charitable interests include Headway Foundation, Hockey Fights Cancer and New England Center for Children.
- His hometown of Augsburg, Germany is known for "Puppenkiste", a puppet show originally intended for kids.
- He hopes in the next 20 years that there is greater advancement in cancer research so that there is a common treatment for all types of cancers.
- If he had to team up with a fellow Wild player for a competitive reality show like the "Amazing Race", he would pick Kaapo Kahkonen because they already know the in's and out's of Europe.

STRUM VS. NHL

TEAM	GP	G	A	PTS	+/-	PIM	TEAM	GP	G	A	PTS	+/-	PIM	TEAM	GP	G	A	PTS	+/-	PIM
ANA	-	-	-	-	-	-	EDM	-	-	-	-	-	-	PIT	-	-	-	-	-	-
ARI	1	0	1	1	1	0	FLA	-	-	-	-	-	-	SJ	-	-	-	-	-	-
BOS	1	0	0	0	0	0	LA	-	-	-	-	-	-	STL	-	-	-	-	-	-
BUF	-	-	-	-	-	-	MIN	-	-	-	-	-	-	TB	-	-	-	-	-	-
CAR	-	-	-	-	-	-	MTL	-	-	-	-	-	-	TOR	-	-	-	-	-	-
CGY	1	0	1	1	1	0	NJ	-	-	-	-	-	-	VAN	-	-	-	-	-	-
CHI	-	-	-	-	-	-	NSH	-	-	-	-	-	-	VGK	1	0	0	0	0	0
CBJ	-	-	-	-	-	-	NYI	1	0	0	0	0	0	WAS	-	-	-	-	-	-
COL	1	0	0	0	0	0	NYR	-	-	-	-	-	-	WPG	1	0	0	0	0	0
DAL	1	0	0	0	0	0	OTT	-	-	-	-	-	-							
DET	-	-	-	-	-	-	PHI	-	-	-	-	-	-							

STRUM'S PROFESSIONAL CAREER

SEASON	TEAM	LEAGUE	GP	G	A	PTS	+/-	PIM	PP	SH	GW	S	S%	BS	H	TOI	FO%
2014-15	Austin	NAHL	53	11	30	41	-	28	2	1	1	88	12.5	-	-	-	-
2015-16	Tri-City	USHL	57	14	25	39	11	47	10	0	1	139	10.0	-	-	-	-
2016-17	Clarkson	ECAC	39	8	13	21	4	37	2	0	1	46	17.4	15	-	-	56.2
2017-18	Clarkson	ECAC	40	14	23	37	20	14	5	2	3	81	17.3	23	-	-	61.7
2018-19	MINNESOTA	NHL	2	0	0	0	0	0	0	0	0	7	0.0	2	3	25:34	29.4
	Clarkson	ECAC	39	14	31	45	23	29	1	1	2	94	14.9	35	-	-	57.9
2019-20	MINNESOTA	NHL	6	0	2	2	2	0	0	0	0	2	0.0	5	6	11:54	53.1
	Iowa	AHL	55	12	20	32	9	18	3	0	4	125	9.6	-	-	-	-
WILD/NHL TOTALS			8	0	2	2	2	0	0	0	0	9	0.0	7	9	12:07	47.0

STRUM'S PROFESSIONAL PLAYOFF CAREER

SEASON	TEAM	LEAGUE	GP	G	A	PTS	+/-	PIM	PP	SH	GW	S	S%	BS	H	TOI	FO%
2014-15	Austin	NAHL	13	7	6	13	-	0	0	0	3	36	19.4	-	-	-	-
2015-16	Tri-City	USHL	5	3	3	6	4	0	1	0	0	16	18.8	-	-	-	-
2019-20	MINNESOTA	NHL	2	1	0	1	-1	0	0	0	0	1	100	0	3	11:09	50.0
WILD/NHL TOTALS			2	1	0	1	-1	0	0	0	0	1	100	0	3	11:09	50.0

STRUM'S CAREER HIGHLIGHTS

Goals, Game: None

Assists, Game: 1 – two times

Points, Game: 1 – two times

PIM, Game: None

+/-, Game: 1 – two times

Shots, Game: 4 – at BOS, 4/6/19

TOI, Game: 14:52 – at COL, 12/27/19

Goal Streak: None

Assist Streak: None

Point Streak: None

Career Hat Tricks: None

Career Shootout: 0-0



NICO STURM

No 7



2019-20 HIGHLIGHTS

- One of five NHL defensemen to reach the 40-assist mark in each of the last three seasons.
- Led team in TOI/game (ninth in NHL) and assists, ranked T-1st in PPP (18), second in scoring and multi-point games (11) and third in blocked shots.
- Ranked T-5th in assists, ninth in scoring and T-12th in PPP amongst NHL defensemen.
- Played in 600th game with Wild at ANA (3/8) - third defenseman and fourth player in team history to reach milestone.
- Recorded season-high seven shots and PPA vs. WPG (1/4) - moved into second place in franchise history in PPA.
- Tallied three assists at CHI (12/15) to tie career high and franchise record for assists in a game by defenseman.
- Played in 1,100th NHL game vs. DAL (12/1) - 64th defenseman/195th player in NHL history to reach milestone.
- Set career high with plus-5 rating vs. OTT (11/29).
- Tallied two points (1-1=2) at COL (10/5) to become ninth active defenseman to record 100 career multi-point games.

CAREER

- Franchise's all-time leader in points, assists, PPA, shots on goal and TOI by a defenseman.
- Ranks second in team history in PPA, third in plus/minus rating, fourth in games played and scoring and fifth in PPP.
- Ranks first amongst team defensemen in assists, shots on goal and hits, second in scoring and third in games played and blocked shots in the playoffs.
- Ranks second amongst active NHL defensemen in assists and PPA, third in games played, TOI/game and PPP and fifth in scoring.
- Has appeared in three NHL All-Star Games: 2017, 2015 and 2012.
- Ranked second in NHL in TOI/game in 2017-18.
- Set a career high and franchise record for assists in a season by a defenseman in 2017-18. Point total tied career best/franchise record for a defenseman.
- Ranked T-6th amongst NHL defensemen in PPA (22, franchise record), T-10th in PPP (23) and T-11th in assists in 2017-18.
- Led team in PPP, ranked second in blocked shots and assists and fourth in scoring in 2017-18.
- Tallied 400th career NHL assist vs. VGK (2/2/18) to become 11th defenseman in NHL history to record 200 assists with two teams.
- Led NHL in TOI/game during 2017 playoffs. Led team in PIM, ranked T-1st in points and assists and third in shots on goal.
- Set career highs in goals, PPG and plus/minus rating in 2016-17. Ranked T-1st in NHL in plus/minus rating and third in TOI/game. His plus-34 rating ranks T-1st in franchise history.
- Recorded three points (1-2=3) in 1:59 span of third period vs. ANA (1/21/17) - fastest three points in team history.
- Tallied PPG vs. MTL (1/12/17) to become franchise leader in PPP by a defenseman.
- Recorded two assists vs. NYI (12/29/16) to become all-time leading scorer amongst team defensemen.
- Ranked T-1st on team in plus/minus rating and fourth in NHL in TOI/game during 2016 playoffs.
- Tallied two assists and career-best plus-4 in Game 1 of 2016 Western Conference Quarterfinal at DAL (4/22/16).
- Set career highs in points, shots on goal and blocked shots during 2015-16 season.
- Ranked second in NHL in TOI/game in 2015-16, seventh in assists and T-9th in scoring amongst NHL defensemen.
- Led team in assists, ranked second in blocked shots and shots on goal, third in scoring and T-3rd in plus/minus rating in 2015-16.
- Recorded career-high six hits at COL (10/8/15).
- Ranked second on team in blocked shots and sixth in NHL in TOI/game during 2015 playoffs.
- Led NHL in TOI/game for third straight season in 2014-15.
- Ranked T-1st on team in assists, second in blocked shots and third in PIM in 2014-15.
- Led defensemen and ranked T-3rd on team in playoff scoring in 2014. Ranked third in NHL in TOI/game.
- Averaged 29:25 in TOI/game in 2013-14 - highest total by a player since 2001-02 (Pronger, 29:28). Skated at least 30 minutes in 37 games.
- Led team in blocked shots, ranked T-1st in plus/minus rating, second in assists and third in shots on goal in 2013-14.
- Recorded first career hat trick vs. WSH (1/4/14, Holby) including two PPG in 42 seconds, to become first Wild defenseman to record hat trick and score twice in less than a minute.
- Recorded career-best, seven-game assist streak (0-7=7, 12/11-12/23/13) - franchise record by a defenseman.
- Skated career high and franchise-record 36:51 at WSH (11/7/13).
- Named to the 2013 NHL First All-Star Team and finalist for James Norris Memorial Trophy (finished second in voting).
- Skated a franchise playoff record 41:08 TOI in Game 1 of 2013 Western Conference Quarterfinal at CHI (4/30/13).
- Led NHL in TOI/game during 2013 playoffs.
- Led NHL in TOI/game and ranked second in assists and third in scoring amongst defensemen in 2012-13.
- Scored overtime-forcing goal at 18:53 of the third period, and then assisted on GWG in Nashville's double overtime win in Game 2 of 2011 Western Conference Semifinal at VAN (4/30/11). Skated 42:01 in contest.
- Scored first career NHL goal, added an assist and was a career-best plus-4 rating at CHI (12/21/05, Khabibulin).
- Notched an assist and logged 12:49 in NHL debut vs. SJ (10/5/05).
- Ranked second on Wisconsin with a plus-19 rating, third with 93 PIM and led team defensemen with 16 assists during freshmen campaign (2003-04). Named to the 2004 WCHA All-Rookie Team.
- Has competed in 14 international tournaments for the United States.
- Tallied five assists in eight games and named one of the top three players for Team USA at 2019 IIHF World Championship.
- Served as alternate captain at 2016 World Cup of Hockey.
- Served as alternate captain, recorded three assists and led Team USA in TOI/game (23:27) at 2014 Olympics.
- Earned a silver medal at the 2010 Olympics serving as an alternate captain. Led the United States in TOI/game at 22:50, highlighted by a game-high 31:31 played in the Gold Medal Game. Tied for the Olympic tournament lead with plus-9 rating. T-1st on Team USA with four assists.
- Participated in the 2005, 2006, 2007 and 2009 IIHF World Championships.
- Served as captain at the 2005 IIHF World Junior Championship and named to the All-Tournament Team ranking first in scoring amongst defensemen with eight points (1-7=8).

- Helped United States capture its first-ever gold medal at 2004 IIHF World Junior Championship.
- Participated in the 2003 IIHF World Junior Championship and Under-18 IIHF World Championship.
- Won 2002-03 Bob Johnson Award, given annually to the U.S. player who excels in international competition. Won a gold medal at the 2002 IIHF Under-18 and Under-17 IIHF World Championships.

CAREER TRANSACTIONS

- Signed by Minnesota as a free agent, July 4, 2012; Selected by Nashville in the first round (seventh overall) of the 2003 NHL Entry Draft.
- Signed through 2024-25. Becomes an unrestricted free agent 2025-26.

PERSONAL

- Charitable interests include the Ronald McDonald House Charities Upper Midwest, where he serves as an official community ambassador with his wife.
- As the Wild celebrates 20 years this season, one of Ryan's first memories of Minnesota was coming to play in youth hockey tournaments with the Madison Capitals youth team.
- If he could be friends with a fictional character in real life it would be John Dutton from Yellowstone.
- If he had to team up with a fellow Wild player for a competitive reality show like the "Amazing Race", he would pick Alex Stalock because Alex has good energy.

SUTER VS. NHL

TEAM	GP	G	A	PTS	+/-	PIM	TEAM	GP	G	A	PTS	+/-	PIM	TEAM	GP	G	A	PTS	+/-	PIM
ANA	49	3	19	22	-6	26	EDM	52	5	20	25	8	24	PIT	19	1	8	9	-9	6
ARI	49	5	15	20	5	30	FLA	23	2	15	17	7	18	SJ	50	3	21	24	-9	34
BOS	20	2	11	13	-2	12	LA	49	1	24	25	-1	22	STL	74	5	31	36	16	34
BUF	18	2	14	16	7	8	MIN	26	3	7	10	5	26	TB	19	1	7	8	10	14
CAR	21	0	11	11	5	16	MTL	19	2	10	12	5	4	TOR	20	2	10	12	10	12
CGY	54	5	22	27	15	35	NJ	20	2	14	16	-7	8	VAN	53	6	19	25	16	30
CHI	77	7	38	45	-1	58	NSH	34	2	18	20	-2	8	VGK	8	0	4	4	2	2
CBJ	59	2	30	32	12	44	NYI	19	1	10	11	7	4	WAS	21	5	8	13	-6	20
COL	65	5	33	38	16	30	NYR	19	0	7	7	-6	10	WPG	41	2	9	11	0	24
DAL	60	6	21	27	-3	39	OTT	20	4	9	13	12	10							
DET	64	4	26	30	-7	37	PHI	20	2	7	9	-3	10							

SUTER'S CAREER STATISTICS

SEASON	TEAM	LEAGUE	GP	G	A	PTS	+/-	PIM	PP	SH	GW	S	S%	BS	H	TOI
2004-05	Milwaukee	AHL	63	7	16	23	-	70	-	-	-	-	-	-	-	-
2005-06	NASHVILLE	NHL	71	1	15	16	7	66	0	0	0	84	1.2	86	38	17:21
2006-07	NASHVILLE	NHL	82	8	16	24	10	54	1	0	0	87	9.2	69	45	20:09
2007-08	NASHVILLE	NHL	76	7	24	31	3	71	1	0	1	138	5.1	75	57	20:35
2008-09	NASHVILLE	NHL	82	7	38	45	-16	73	3	0	3	143	4.9	93	87	24:16
2009-10	NASHVILLE	NHL	82	4	33	37	4	48	2	0	1	125	3.2	112	55	23:59
2010-11	NASHVILLE	NHL	70	4	35	39	20	54	1	0	1	115	3.5	84	64	25:12
2011-12	NASHVILLE	NHL	79	7	39	46	15	30	3	1	1	134	5.2	116	46	26:30
2012-13	MINNESOTA	NHL	48	4	28	32	2	24	3	0	1	91	4.4	74	33	27:16
2013-14	MINNESOTA	NHL	82	8	35	43	15	34	3	0	0	150	5.3	132	72	29:25
2014-15	MINNESOTA	NHL	77	2	36	38	7	48	1	0	1	150	1.3	127	69	29:04
2015-16	MINNESOTA	NHL	82	8	43	51	10	30	3	1	2	188	4.3	142	69	28:36
2016-17	MINNESOTA	NHL	82	9	31	40	34	36	4	1	1	165	5.5	105	72	26:55
2017-18	MINNESOTA	NHL	78	6	45	51	-1	34	1	0	2	149	4.0	138	78	26:47
2018-19	MINNESOTA	NHL	82	7	40	47	-8	41	3	1	2	136	5.1	109	78	26:42
2019-20	MINNESOTA	NHL	69	8	40	48	-6	12	2	0	2	111	7.2	93	48	24:38
WILD TOTALS			600	52	298	350	53	259	20	3	11	1,139	4.6	920	519	27:29
NHL TOTALS			1,142	90	498	588	96	655	31	4	18	1,965	4.6	1,555	912	25:11

SUTER'S CAREER PLAYOFF STATISTICS

SEASON	TEAM	LEAGUE	GP	G	A	PTS	+/-	PIM	PP	SH	GW	S	S%	BS	H	TOI
2006-07	NASHVILLE	NHL	5	1	0	1	0	8	0	0	0	9	11.1	6	3	23:09
2007-08	NASHVILLE	NHL	6	1	1	2	-2	4	0	0	0	6	16.7	6	5	21:12
2009-10	NASHVILLE	NHL	6	0	0	0	-1	0	0	0	0	16	0.0	9	11	24:09
2010-11	NASHVILLE	NHL	12	1	5	6	2	6	0	0	0	23	4.3	21	21	28:51
2011-12	NASHVILLE	NHL	10	1	3	4	-3	4	1	0	0	30	3.3	14	12	28:50
2012-13	MINNESOTA	NHL	5	0	0	0	-5	4	0	0	0	5	0.0	10	10	31:37
2013-14	MINNESOTA	NHL	13	1	6	7	-5	4	1	0	0	29	3.4	28	25	29:13
2014-15	MINNESOTA	NHL	10	0	3	3	-8	0	0	0	0	13	0.0	20	15	26:59
2015-16	MINNESOTA	NHL	6	0	3	3	3	4	0	0	0	10	0.0	14	10	29:17
2016-17	MINNESOTA	NHL	5	1	2	3	-3	10	1	0	0	15	6.7	7	6	29:06
2017-18	MINNESOTA	NHL														
2019-20	MINNESOTA	NHL	3	0	1	1	1	0	0	0	0	3	0.0	2	5	23:27
WILD TOTALS			42	2	15	17	-17	22	2	0	0	75	2.7	81	71	28:33
NHL TOTALS			81	6	24	30	-21	44	3	0	0	159	3.8	137	123	27:26

SUTER'S CAREER HIGHLIGHTS

- Goals, Game: 3 - vs. WSH, 1/4/14
- Assists, Game: 3 - seven times
- Points, Game: 3 - 13 times
- PIM, Game: 8 - vs. WPG, 11/16/14
- +/-, Game: 5 - vs. OTT, 11/29/19
- Shots, Game: 8 - at FLA, 1/3/16
- TOI, Game: 36:51 - at WSH, 11/7/13
- Goal Streak: 2g - three times
- Assist Streak: 7g - 12/11-12/23/13
- Point Streak: 8g - 3/3-3/18/09
- Career Hat Tricks: 1
- Career Shootout: 0-0



RYAN SUTER

No 20



No 33

**CAM
TALBOT**


GOALTENDER

Catches: Left

Ht: 6-4 • Wt: 193

Born: 7/5/87

Caledonia, Ontario, CAN



2019-20 HIGHLIGHTS

- Ranked T-2nd in the NHL in shutouts during the playoffs.
- Made 57 saves in 5-4 overtime loss in Game 4 of Western Conference Quarterfinal vs. DAL (8/16) - second most saves in a playoff game in Flames franchise history.
- Stopped all 35 shots in 2-0 win in Game 3 of Western Conference Quarterfinal vs. DAL (8/14).
- Recorded third career playoff shutout in series-clinching 4-0 win in Game 4 of Qualifying Round series at WPP (8/6) to become sixth goaltender in Flames franchise history to notch a postseason shutout.
- Started 300th career NHL game and stopped 32-of-34 shots faced in a 3-2 win to earn 150th career NHL victory vs. ARI (3/6).
- Made 44 saves in a 6-0 win at ANA (2/13) to set Flames franchise record for most saves in a shutout.

CAREER

- Posted 20th career NHL shutout stopping all 39 shots faced in a 4-0 win at ANA (1/6/19).
- Made 30-plus saves in 36 games in 2017-18.
- Ranked T-10th in the NHL in wins in 2017-18.
- Started career-high 17 straight games (12/16-1/25/18).
- Recorded career-high, seven-game win streak (11/22-12/23/17).
- Played in 200th career NHL game vs. NJ (11/9/17).
- Posted 100th career NHL win vs. NJ (11/3/17).
- Led the NHL in games played, minutes played (4,294) and saves (1,946) and ranked T-1st in wins in 2016-17.
- Finished fourth in Vezina Trophy voting in 2016-17.
- Set career highs in wins, shutouts, minutes played, and saves during the 2016-17 season.
- Set an Oilers playoff record with 60 saves in a 4-3 double overtime loss in Game 5 of 2017 Western Conference Semifinal at ANA (5/5/17).
- Won a gold medal with Team Canada at the 2016 IIHF World Hockey Championship posting a 7-1-0 record with a 1.25 GAA, a .940 SV% and four shutouts in eight games.
- Ranked fourth in the NHL in GAA and SV% and T-8th in shutouts in 2014-15.
- Received the Rangers Steven McDonald Extra Effort Award in 2014-15.
- Became the second Rangers goaltender in franchise history to post at least six shutouts in his first 26 career NHL games in 2014-15.
- Posted two shutouts during career-high 165:27 shutout streak (11/7-11/25/13).
- Recorded his first career NHL win stopping 32-of-34 shots faced in a 3-2 victory at DET (10/26/13).
- Made 25 saves in a 2-1 loss at PHI (10/24/13) in his NHL debut.
- Made 42 saves to record a 3-0 shutout win in first career professional playoff start in Game One of Eastern Conference Quarterfinal at Bridgeport (4/19/12).
- Made 41 saves in 3-0 win at Providence (10/17/10) to become first Whale/Wolf Pack goaltender in franchise history to post a shutout in first professional start.
- Set University of Alabama-Huntsville school records for games played, minutes played (1961:55) and saves (1,041) in 2009-10.
- Ranked sixth in the NCAA in SV% in 2009-10.
- Led CHA goaltenders in SV% and ranked second in GAA and wins in 2009-10.
- Named the 2010 College Hockey America (CHA) tournament MVP and selected to the CHA All-Tournament Team after backstopping Alabama-Huntsville to their second CHA tournament championship.

CAREER TRANSACTIONS

- Signed by Minnesota as a free agent, Oct. 9, 2020; Signed by Calgary as a free agent, July 1, 2019; Acquired by Philadelphia from Edmonton in exchange for Anthony Stolarz, Feb. 15, 2019; Acquired by Edmonton along with a seventh-round selection (Ziyat Paigin) in the 2015 NHL Entry Draft from the New York Rangers in exchange for a second-round (Jonas Siegenthaler), third-round (Sergei Zborovskiy) and seventh-round (Adam Huska) selection in the 2015 NHL Entry Draft, June 27, 2015; signed by New York Rangers as a free agent, March 30, 2010.
- Signed through 2022-23. Becomes an unrestricted free agent 2023-24.

PERSONAL

- Wife, Kelly, and twins: daughter, Sloane and son, Landon.
- Charitable interests include hospital visits, Ronald McDonald House, youth hockey and walk for animals.
- He hopes teleportation will be invented in the next 20 years.
- His hometown of Caledonia, Ontario is most known for the Grand River running through it.

TALBOT VS. NHL

TEAM	GP	W-L-OT	GAA	SHO	SV%	TEAM	GP	W-L-OT	GAA	SHO	SV%	TEAM	GP	W-L-OT	GAA	SHO	SV%
ANA	17	2.16	9-6-2	3	0.932	EDM	4	2.16	2-1-0	1	0.936	PIT	6	3.13	0-3-3	0	0.904
ARI	17	2.35	10-5-1	0	0.928	FLA	10	2.48	7-3-0	1	0.925	SJ	14	3.41	5-7-2	0	0.884
BOS	10	2.81	6-4-0	0	0.914	LA	18	2.81	7-9-0	1	0.910	STL	13	2.75	6-4-2	0	0.911
BUF	4	4.37	1-2-1	0	0.854	MIN	15	2.28	7-7-1	0	0.929	TB	4	2.35	2-1-0	0	0.917
CAR	8	2.07	5-2-0	2	0.929	MTL	7	1.63	4-2-1	2	0.940	TOR	8	2.80	4-2-1	0	0.905
CGY	13	2.45	8-4-0	2	0.918	NJ	8	2.34	6-2-0	0	0.911	VAN	16	1.78	8-2-4	3	0.939
CHI	15	2.42	7-7-1	2	0.924	NSH	12	2.46	2-9-1	1	0.915	VGK	6	3.82	3-3-0	0	0.878
CBJ	9	2.90	4-4-0	0	0.902	NYI	11	2.52	7-2-0	0	0.921	WAS	12	2.77	3-7-0	0	0.907
COL	7	3.31	4-2-0	0	0.884	NYR	6	2.87	2-4-0	0	0.903	WPG	11	3.10	6-4-1	1	0.914
DAL	10	3.64	3-6-1	0	0.878	OTT	7	2.10	4-3-0	0	0.928						
DET	8	2.60	4-2-2	0	0.913	PHI	8	1.88	4-3-1	3	0.940						

TALBOT'S CAREER STATISTICS

SEASON	TEAM	LEAGUE	GP	W	L	OT	GA	GAA	SV	SV%	SO	MIN
2007-08	U. of Alabama-Hunts	CHA	13	1	10	0	45	4.63	277	0.860	0	583
2008-09	U. of Alabama-Hunts	CHA	24	2	16	3	65	2.95	635	0.907	1	1,320
2009-10	Hartford	AHL	1	0	0	0	3	9.70	8	0.727	0	19
	U. of Alabama-Hunts	CHA	33	12	18	3	85	2.61	1,042	0.925	1	1,958
2010-11	Hartford	AHL	22	11	9	2	62	2.84	570	0.902	2	1,308
	Greenville	ECHL	2	1	0	1	5	2.46	58	0.921	0	122
2011-12	Connecticut	AHL	33	14	15	1	81	2.61	854	0.913	4	1,865
2012-13	Connecticut	AHL	55	25	28	1	136	2.63	1,532	0.918	2	3,105
2013-14	N.Y. RANGERS	NHL	21	12	6	1	33	1.64	527	0.941	3	1,211
	Hartford	AHL	5	4	0	1	13	2.49	158	0.924	0	314
2014-15	N.Y. RANGERS	NHL	36	21	9	4	77	2.21	961	0.926	5	2,095
2015-16	EDMONTON	NHL	56	21	27	5	137	2.55	1,511	0.917	3	3,223
2016-17	EDMONTON	NHL	73	42	22	8	171	2.39	1,946	0.919	7	4,294
2017-18	EDMONTON	NHL	67	31	31	3	188	3.02	1,848	0.908	1	3,730
2018-19	EDMONTON	NHL	31	10	15	3	95	3.36	793	0.893	1	1,695
	PHILADELPHIA	NHL	4	1	2	0	13	3.70	96	0.881	0	211
2019-20	CALGARY	NHL	26	12	10	1	63	2.63	717	0.919	2	1,435
NHL TOTALS			314	150	122	25	777	2.61	8,399	0.915	22	17,894

TALBOT'S CAREER PLAYOFF STATISTICS

SEASON	TEAM	LEAGUE	GP	W	L	GA	GAA	SV	SV%	SO	MIN
2010-11	Hartford	AHL	1	0	1	2	3.13	22	0.917	0	38
2011-12	Hartford	AHL	9	5	4	20	2.10	327	0.939	2	571
2013-14	N.Y. RANGERS	NHL	2	0	1	2	2.59	11	0.846	0	46
2016-17	EDMONTON	NHL	12	7	6	33	2.48	404	0.924	2	799
2019-20	CALGARY	NHL	10	5	4	24	2.42	292	0.924	2	596
NHL TOTALS			25	12	11	59	2.46	707	0.923	4	1,441

TALBOT'S CAREER HIGHLIGHTS

Saves, Game: 47 – at BOS, 12/14/15
Shots Faced, Game: 49 – at BOS, 12/14/15
Goals Allowed, Game: 7 – vs. SJ, 12/29/18
Consecutive Starts: 17g – 12/16-1/25/18
Winning Streak: 7g – 11/22-12/23/17
Point Streak: 9g – 2/8-2/26/15 (7-0-2)

Losing Streak: 6g – 10/30-11/25/18
Winless Streak: 6g – 2/16-2/26/16 (0-5-1)
Shutout Streak: 165:27 – 11/7-11/25/13
Shutouts: 22 – last, at FLA, 3/1/20
Career Shootout Record: 15-10 (45/76, .592 SV%)



2019-20 HIGHLIGHTS

- Ranked T-4th on team in goals and fifth in scoring, assists and multi-point games (8).
- Tallied two assists at LA (3/7).
- Registered season-high six shots vs. WPG (1/4).
- Recorded season best plus-3 rating and tied season high with three points (1-2=3) at ARI (12/19).
- Skated season-high 20:25 at VGK (12/17).
- Notched two, three-game goal streaks: 3-2=5, 12/3-12/7 and 3-1=4, 10/30-11/5.
- Recorded three points (1-2=3) including GWG at TB (12/5).
- Tallied season-best, five-game point streak (3-3=6, 10/29-11/7).

CAREER

- All-time leader in games played, goals, assists and points by a Norwegian-born player in NHL history.
- Ranks T-7th in the NHL in shootout goals since entering the league in 2010.
- Ranked T-1st on the team in scoring, second in takeaways (10), T-2nd in assists and T-3rd in goals during the 2018 playoffs.
- Established a career high with 16 PPA and ranked T-6th in the NHL with four shootout goals in 2017-18.
- Led team in assists, points, PPA, takeaways (69) and shootout goals, ranked T-2nd in PPP (17) and third in shots on goal in 2017-18. Ranked first amongst team forwards in TOI/game.
- Registered 200th career NHL assist vs. NYI (1/13/18).
- Recorded a power play assist on overtime goal in 2018 Bridgestone NHL Winter Classic vs. BUF (1/1/18).
- Tallied career-high four points (1-3=4) at TOR (10/7/17).
- Tied for the team lead in goals and takeaways (10), ranked T-2nd in points and fourth in TOI/game (20:32) during 2017 playoffs.
- Recorded two goals, including GWG in Game 6 of 2017 Eastern Conference Quarterfinal vs. MTL (4/22/17) for first career multi-goal playoff game.
- Established career-highs in assists, takeaways (70) and shots on goal in 2016-17. Ranked T-5th in the NHL in shootout goals (4), seventh in takeaways and T-7th in even-strength assists (35).
- Led team in assists, points, takeaways and shootout goals (4) in 2016-17.
- Notched an assist and career-high nine shots vs. TOR (1/13/17).
- Registered first career Stanley Cup Playoff GWG in Game 2 of 2016 Eastern Conference Quarterfinal at PIT (4/16/16).
- Recorded career-highs in games played, goals, points, PPG and PPP (18) in 2015-16.
- Led team in points, shootout goals (3) and game-deciding goals (2), ranked second in goals, assists, PPG and takeaways (59), T-2nd in even strength goals (19) and T-4th in GWG in 2015-16.
- Named a finalist for the 2016 Bill Masterton Memorial Trophy.
- Registered first career NHL hat trick in a 3-1 win vs. TOR (10/30/15, Bernier).
- Notched a career-high in plus/minus rating in 2014-15.
- Ranked second on team in takeaways (60), third in assists, fifth in points and T-5th in GWG in 2014-15.
- Recorded a career-high, seven-game point streak (4-5=9, 1/31-2/12/15).
- Tallied three points (1-2=3) including GWG in third period of a 5-4 win vs. MIN (10/27/14). First time in career he tallied three points in one period. GWG was also his 31st career NHL goal to become all-time leader in career goals by a Norwegian-born player.
- Notched an assist at DAL (12/29/14) to become the all-time leader in career points by a Norwegian-born player in league history.
- Established career highs in games played, goals, assists, points, plus-minus rating and shots on goal during 2014 playoffs.
- Ranked second amongst NHL forwards in blocked shots during 2014 playoffs.
- Ranked T-2nd on team (T-8th in NHL) in plus/minus rating, T-3rd in assists, T-4th in goals and points and fifth in shots on goal and hits during 2014 playoffs.
- Tallied playoff career-bests with three assists in Game 5 of 2014 Eastern Conference Semifinal at PIT (5/9/14) and three points (1-2=3) in Game 1 of 2014 Eastern Conference Final at MTL (5/17/14).
- Led team in scoring, ranked T-1st in assists and shootout goals (3), third in goals, T-3rd in GWG and plus/minus rating and fourth in PPP (17) in 2013-14.
- Registered first career SHG and two assists at EDM (3/30/14).
- Ranked second on team in assists and scoring during 2013 playoffs.
- Tallied first career Stanley Cup Playoff goal in Game 7 of 2013 Eastern Conference Quarterfinal at WSH (5/13/13, Holby).
- Registered two points (1-1=2) and a plus-2 rating for the Eastern Conference at the 2012 AHL All-Star Game.
- Made Stanley Cup Playoff debut in Game 1 of the 2011 Eastern Conference Quarterfinal at WSH (4/13/11).
- Ranked T-2nd in the NHL in game-deciding goals (3) and T-5th in shootout goals (5) in 2010-11.
- Registered two points (1-1=2) including GWG in overtime for first career NHL goal vs. CAR (1/5/11, Ward).
- Recorded first career NHL point (assist) in second career NHL game vs. NYI (12/27/10).
- Tallied a shootout goal and registered two shots on goal in 17:52 of ice time in NHL debut vs. TB (12/23/10). Became seventh Norwegian to play in the NHL.
- Led the Swedish Hockey League in scoring in 2009-10 and captured the Guldhjälmen award as the league's Most Valuable Player.
- Has represented Norway in 10 international tournaments including the 2014 and 2010 Winter Olympics.
- Registered four points (1-3=4) in six games to help Team Europe finish as the runner-up at the 2016 World Cup of Hockey. Ranked T-1st on Team Europe in scoring and plus/minus rating and T-5th in the tournament in assists and points.
- Tallied five points (2-3=5) in three games to help Norway qualify for the 2018 Winter Olympics.
- Played for Norway at the 2016, 2010, 2009 and 2008 IIHF World Championships, the 2007 (Div. 1) and 2006 IIHF World Junior Championships and the 2005 (Div. 1) and 2004 IIHF World Under-18 Championships.
- Registered three points (1-2=3) in seven games for Norway at the 2016 IIHF World Championship.
- Skated in three games at the 2014 Winter Olympics and led team forwards in TOI/game (22:25).
- Ranked third on team in scoring at 2010 Winter Olympics.
- Led Norway with three goals in six games at the 2009 IIHF World Championship.

THE STATE OF HOCKEY X 2020-2021 MINNESOTA WILD TEAM GUIDE

- Ranked T-6th in scoring at the 2007 IIHF World Junior Championship (Div. 1) with seven points (2-5=7) in five games.
- Helped Norway capture a gold medal at the 2005 IIHF World Under-18 Championship (Div. 1).
- Made international debut with Norway at 2004 IIHF Under-18 World Championship in Belarus and recorded five points (2-3=5) in five contests.

CAREER TRANSACTIONS

- Signed by Minnesota as a free agent, July 1, 2010; Acquired by Dallas from the New York Rangers in exchange for a 2019 second-round selection (Matthew Robertson) and a 2020 third-round selection, March 23, 2019; Signed by New York Rangers as a free agent, May 26, 2010.
- Signed through 2023-24 season. Becomes an unrestricted free agent 2024-25.

PERSONAL

- Established The Zuccarello Foundation in 2016 to assist and help grow Norwegian grass root and youth hockey throughout the country.
- Lists David Beckham as one athlete he would like to interview.
- If he could be friends with a fictional character in real life it would be Iron Man.
- If he had to team up with a fellow Wild player for a competitive reality show like the "Amazing Race", he would pick Joel Eriksson Ek because Joel has great conditioning.

ZUCCARELLO VS. NHL

TEAM	GP	G	A	PTS	+/-	PIM	TEAM	GP	G	A	PTS	+/-	PIM	TEAM	GP	G	A	PTS	+/-	PIM
ANA	17	5	7	12	5	8	EDM	14	4	11	15	11	2	PIT	31	6	14	20	-2	14
ARI	14	1	9	10	0	0	FLA	23	13	11	24	6	4	SJ	16	3	9	12	4	0
BOS	18	3	8	11	-1	8	LA	17	3	8	11	-1	4	STL	14	6	3	9	-4	9
BUF	22	5	11	16	1	6	MIN	12	2	8	10	5	0	TB	21	6	8	14	3	16
CAR	33	8	22	30	12	10	MTL	21	1	5	6	-3	10	TOR	19	10	12	22	10	2
CGY	14	2	3	5	-1	6	NJ	28	6	14	20	13	10	VAN	14	4	8	12	4	4
CHI	14	3	5	8	0	6	NSH	15	0	8	8	-1	10	VGK	6	2	3	5	-3	0
CBJ	25	6	6	12	-13	14	NYI	32	4	11	15	-21	12	WAS	24	2	8	10	-2	10
COL	17	4	11	15	5	12	NYR	2	0	0	0	-1	0	WPG	17	5	4	9	-9	16
DAL	15	2	8	10	2	6	OTT	16	5	9	14	9	12							
DET	18	4	7	11	1	8	PHI	27	4	12	16	2	14							

ZUCCARELLO'S CAREER STATISTICS

SEASON	TEAM	LEAGUE	GP	G	A	PTS	+/-	PIM	PP	SH	GW	S	%	BS	H	TOI	FO%
2008-09	MODO	Sweden	35	12	28	40	10	38	-	-	-	-	-	-	-	-	-
2009-10	MODO	Sweden	55	23	41	64	6	62	-	-	-	-	-	-	-	-	-
2010-11	NEW YORK	NHL	42	6	17	23	3	4	0	0	2	74	8.1	19	56	14:10	53.3
	Hartford/CT	AHL	36	13	16	29	2	16	3	0	2	107	12.1	-	-	-	-
2011-12	NEW YORK	NHL	10	2	1	3	0	6	1	0	1	10	20.0	3	8	10:03	-
	Connecticut	AHL	37	12	24	36	5	22	5	0	1	92	13.0	-	-	-	-
2012-13	NEW YORK	NHL	15	3	5	8	10	8	0	0	0	27	11.1	15	27	16:25	0.0
	Magnitogorsk	KHL	44	11	17	28	-	30	-	-	-	-	-	-	-	-	-
2013-14	NEW YORK	NHL	77	19	40	59	11	32	4	1	4	170	11.2	41	116	17:08	37.5
2014-15	NEW YORK	NHL	78	15	34	49	17	45	0	3	3	154	9.7	42	120	17:16	43.2
2015-16	NEW YORK	NHL	81	26	35	61	2	34	7	0	4	166	15.7	69	88	18:29	45.5
2016-17	NEW YORK	NHL	80	15	44	59	15	26	5	0	3	189	7.9	52	85	18:50	46.2
2017-18	NEW YORK	NHL	80	16	37	53	-10	36	1	0	3	178	9.0	67	62	18:55	26.3
2018-19	NEW YORK	NHL	46	11	26	37	-11	24	3	0	1	99	11.1	42	57	20:01	33.3
	DALLAS	NHL	2	1	2	3	3	0	0	0	0	5	20.0	1	0	15:59	-
2019-20	MINNESOTA	NHL	65	15	22	37	-9	18	3	0	2	96	15.6	36	13	15:56	64.3
WILD TOTALS			65	15	22	37	-9	18	3	0	2	96	15.6	36	13	15:56	64.3
NHL TOTALS			576	129	263	392	31	233	24	1	23	1,168	11.0	387	632	17:34	36.8

ZUCCARELLO'S CAREER PLAYOFF STATISTICS

SEASON	TEAM	LEAGUE	GP	G	A	PTS	+/-	PIM	PP	SH	GW	S	%	BS	H	TOI	FO%
2010-11	NEW YORK	NHL	1	0	0	0	0	2	0	0	0	1	0.0	0	0	7:34	-
	Connecticut	AHL	2	1	1	2	1	4	0	0	0	1	100	-	-	-	-
2012-13	NEW YORK	NHL	12	1	6	7	-2	4	0	0	0	22	4.5	7	22	16:22	0.0
2013-14	NEW YORK	NHL	25	5	8	13	7	20	0	0	0	54	9.3	28	54	17:41	33.3
2014-15	NEW YORK	NHL	5	0	2	2	1	0	0	0	0	13	0.0	4	10	14:35	0.0
2015-16	NEW YORK	NHL	5	1	1	2	-2	4	0	0	1	12	8.3	3	12	18:21	50.0
2016-17	NEW YORK	NHL	12	4	3	7	0	16	1	0	1	25	16.0	10	31	20:33	0.0
2018-19	DALLAS	NHL	13	4	7	11	2	6	1	0	1	22	18.2	10	10	17:07	-
2019-20	MINNESOTA	NHL	4	0	1	1	-1	0	0	0	0	3	0.0	2	4	14:07	0.0
WILD TOTALS			4	0	1	1	-1	0	0	0	0	3	0.0	2	4	14:07	0.0
NHL TOTALS			77	15	28	43	5	52	2	0	3	152	9.9	64	143	17:21	20.0

ZUCCARELLO'S PLAYOFF CAREER HIGHLIGHTS

Goals, Game: 3 – vs. TOR, 10/30/15

Assists, Game: 3 – eight times

Points, Game: 4 – at TOR, 10/7/17

PIM, Game: 10 – at COL, 1/4/19

+/-, Game: 4 – two times

Shots, Game: 9 – vs. TOR, 1/13/17

TOI, Game: 25:58 – vs. TB, 2/2/19

Goal Streak: 3g – five times

Assist Streak: 6g – 12/18-12/31/16

Point Streak: 7g – 1/31-2/12/15

Career Hat Tricks: One

Career Shootout: 26-53



MATS ZUCCARELLO

No 36



CALEN ADDISON

DEFENSEMAN

Shoots: Right Height: 5-11 Weight: 180

Born: April 11, 2000; Brandon, Manitoba

Acquired: From Pittsburgh with Alex Galchenyuk and a first-round selection in the 2021 NHL Entry Draft in exchange for Jason Zucker, Feb. 10, 2020.

2019-20: Named WHL Eastern Conference Defenseman of the Year...Ranked T-5th in assists, T-6th in PPA (20) and T-7th in scoring amongst WHL defensemen...Recorded four PPG and two GWG...Tallied a point in 17 of last 21 games (3-23=26)...Recorded an 11-game point streak (3-16=19, 12/6-2/14/20)...Notched season-high five assists vs. Regina (1/24/20)...Tallied hat trick at Red Deer (11/23/19)...Recorded nine points (1-8=9) in seven games to help Team Canada win gold medal at 2020 World Junior Championship...Ranked first in assists and second in scoring amongst defensemen at tournament...Point total ranked T-6th overall...**2018-19:** Ranked second in power play assists (32), T-4th in assists and sixth in scoring amongst WHL defensemen...Ranked T-5th in scoring amongst WHL defensemen in the playoffs...Appeared in three games for Wilkes-Barre/Scranton (AHL) posting two assists...Selected by Pittsburgh in the second round (53rd overall) of the 2018 NHL Entry Draft...**2017-18:** Ranked T-1st in power play assists (35), T-6th in assists and T-9th in scoring amongst WHL defensemen...Ranked T-2nd in scoring amongst WHL defensemen in the playoffs... Won a gold medal for Canada at the 2017 Ivan Hlinka Memorial Cup...**2016-17:** Ranked second in scoring amongst rookie WHL defensemen.

SEASON	CLUB	LEAGUE	REGULAR SEASON					PLAYOFFS				
			GP	G	A	PTS	PIM	GP	G	A	PTS	PIM
2015-16	Lethbridge	WHL	4	0	0	0	2	3	0	0	0	0
2016-17	Lethbridge	WHL	63	9	24	33	52	13	0	2	2	4
2017-18	Lethbridge	WHL	68	11	54	65	53	16	7	12	19	20
2018-19	Wilkes-Barre/Scranton	AHL	3	0	2	2	0	—	—	—	—	—
	Lethbridge	WHL	67	11	54	65	52	7	2	7	9	4
2019-20	Lethbridge	WHL	50	10	42	52	51	—	—	—	—	—



DERECK BARIBEAU

GOALTENDER

Catches: Right Height: 6-6 Weight: 203

Born: January 22, 1999; Quebec City, Quebec

Acquired: Signed as a free agent, September 18, 2017.

2019-20: Ranked T-1st on team in shutouts...Ranked ninth in ECHL in SV% and 13th in GAA in first season of professional hockey...Made 34 saves in 4-0 win vs. Tulsa (2/18/20)...Made 26 saves in 4-0 shutout at Rapid City (2/14/20)...Appeared in four games with Iowa (AHL)...**2018-19:** Ranked eighth in QMJHL in GAA and T-14th in SV% amongst goalies that played at least 20 games...Suffered lower body injury (1/4) and missed remainder of season...Traded to Baie-Comeau from Quebec (12/19/18)...**2017-18:** Ranked T-2nd amongst QMJHL goalies in shutouts, T-13th in wins and 15th in games played...Named Vaughn CHL Goaltender of the Week (9/25-10/1/17)...Won first seven starts of the season (7-0-0, 9/22-10/13/17) to rank third in QMJHL history for most consecutive wins and longest undefeated streak to start a season...Signed a three-year, entry-level contract with the Wild on Sept. 18, 2017, before being assigned to Quebec...**2016-17:** Acquired by Quebec in a trade with Val-d'Or (1/6/17)...Named the Val-d'Or Scholastic Player of the Month for October 2016...**2015-16:** Ranked T-7th in QMJHL in GAA, T-8th in wins and 12th in SV% amongst rookies with more than 10 starts...Named the Val-d'Or Scholastic Player of the Month for November 2015.

SEASON	CLUB	LEAGUE	REGULAR SEASON						PLAYOFFS				
			GP	W	L	OT	GAA	SO	GP	W	L	GAA	SO
2015-16	Val d'Or	QMJHL	16	10	3	0	3.44	0	—	—	—	—	—
2016-17	Val d'Or	QMJHL	23	7	11	2	4.26	0	—	—	—	—	—
	Quebec	QMJHL	12	5	4	0	3.19	1	2	0	2	3.68	0
2017-18	Quebec	QMJHL	42	22	11	2	2.90	4	1	—	—	5.77	0
2018-19	Quebec	QMJHL	17	9	5	1	2.38	0	—	—	—	—	—
	Baie-Comeau	QMJHL	4	3	0	0	3.03	0	—	—	—	—	—
2019-20	Iowa	AHL	4	1	2	0	3.44	0	—	—	—	—	—
	Allen	ECHL	15	9	2	0	2.74	2	—	—	—	—	—

MATT BARTKOWSKI

DEFENSEMAN

Shoots: Left Height: 6-1 Weight: 201

Born: June 4, 1988; Pittsburgh, Pennsylvania

Acquired: Signed as a free agent July 1, 2018.

2019-20: Ranked second amongst team defensemen in assists and third in scoring...Recalled by Minnesota three times but did not appear in a regular season game...Played in Game 4 of Qualifying Round series vs. VAN (8/7/20) and skated 9:59...**2018-19:** Ranked T-1st on team with a plus-6 rating in Calder Cup Playoffs...Tallied goal in first NHL game with Wild at WPG (12/29/18)...Ranked second on Iowa with a plus-11 rating during regular season...Tallied career-best two GWG...**2017-18:** Registered three assists and four PIM in 18 games with Calgary...**2016-17:** Signed as a free agent by Calgary (2/16/18)...Played in all four Stanley Cup Playoff games with the Flames...**2015-16:** Set NHL career highs in games played, goals and PIM...Led Vancouver in hits (141) and ranked third on team in PIM...Tallied first career NHL goal vs. EDM (10/18/15, Nilsson)...**2014-15:** Registered first career point streak tallying three assists in two games (11/18, 11/21/14)...Appeared in 100th career NHL game vs. BUF (12/21/14)...**2013-14:** Set NHL career highs in assists, shots on goal (91), hits (155), blocked shots (56), plus/minus rating (plus-22) and TOI/game (19:32)...Point total tied career best...Ranked T-3rd amongst team defensemen in assists and plus/minus rating...Ranked fourth on team in TOI/game and hits...**2012-13:** Made Stanley Cup Playoff debut in Game 5 vs. TOR (5/10/13)...Recorded first goal of Game 7 vs. TOR (5/13/13, Reimer) for first career Stanley Cup Playoff goal...Tallied first career NHL point with an assist vs. BUF (3/31/13)...Ranked second in scoring amongst Providence defensemen...**2011-12:** Ranked third amongst team defensemen in scoring...**2010-11:** Made NHL debut vs. PIT (1/10/11)...Led Providence defensemen in scoring...**2008-10:** Played two seasons at Ohio State University and totaled 38 points (11-27=38) and 145 PIM in 80 games...Selected by Florida in the seventh round (190th overall) of the 2008 NHL Entry Draft.

SEASON	CLUB	LEAGUE	REGULAR SEASON					PLAYOFFS				
			GP	G	A	PTS	PIM	GP	G	A	PTS	PIM
2008-09	Ohio State University	CCHA	41	5	15	20	46	—	—	—	—	—
2009-10	Ohio State University	CCHA	39	6	12	18	99	—	—	—	—	—
2010-11	BOSTON	NHL	6	0	0	0	4	—	—	—	—	—
	Providence	AHL	69	5	18	23	42	—	—	—	—	—
2011-12	BOSTON	NHL	3	0	0	0	0	—	—	—	—	—
	Providence	AHL	50	3	19	22	38	—	—	—	—	—
2012-13	BOSTON	NHL	11	0	2	2	6	7	1	1	2	4
	Providence	AHL	56	3	21	24	56	5	0	5	5	4
2013-14	BOSTON	NHL	64	0	18	18	30	8	0	1	1	10
2014-15	BOSTON	NHL	47	0	4	4	37	—	—	—	—	—
2015-16	VANCOUVER	NHL	80	6	12	18	50	—	—	—	—	—
2016-17	CALGARY	NHL	24	1	1	2	26	4	0	0	0	0
	Providence	AHL	34	2	8	10	27	—	—	—	—	—
2017-18	CALGARY	NHL	18	0	3	3	4	—	—	—	—	—
2018-19	MINNESOTA	NHL	2	1	0	1	0	—	—	—	—	—
	Iowa	AHL	70	4	15	19	48	11	1	1	2	10
2019-20	MINNESOTA	NHL	—	—	—	—	—	1	0	0	0	0
	Iowa	AHL	55	2	16	18	55	—	—	—	—	—





LOUIE BELPEDIO

DEFENSEMAN

Shoots: Right Height: 5-11 Weight: 191

Born: May 4, 1996; Skokie, Illinois

Acquired: Selected in the third round (80th overall) of the 2014 NHL Draft.

2019-20: Led team in PIM...Ranked fifth amongst AHL defensemen in shots on goal (149)...Led team defensemen in shots on goal, ranked T-1st in goals and second in scoring...**2018-19:** Skated in two NHL games with Minnesota (1/19/19, 1/21/19)...Led Iowa defensemen in goals, PPG (3) and shots on goal (147) and ranked third in scoring...Ranked fourth amongst AHL rookie defensemen in shots on goal and T-6th in goals...**2017-18:** Made NHL debut at SJ (4/7/18) and tallied two assists to become first rookie in franchise history to record two points in debut...Served as team captain for second consecutive season...Only team defenseman to play in every game...Led Miami in shots on goal (126), PPA (12) and PPP (17), ranked T-1st in assists, T-2nd in PPG (5) and scoring, T-3rd in GWG (2), fifth in PIM and T-5th in goals...Led NCHC defensemen in shots on goal, T-2nd in GWG, T-4th in scoring and PPG and fifth in goals and PPP...Named NCHC Defenseman of the Week three times...**2016-17:** Served as team captain during junior season...Ranked second on team in PIM, T-2nd in PPG (5), third in PPP (14) and T-5th in shots on goal (57)...Point total ranked second amongst team defensemen...Missed 12 games due to injury...Named to NCHC Academic All-Conference Team and Honorable Mention All-NCHC...**2015-16:** Served as alternate captain at 2016 IIHF World Junior Championship as Team USA won bronze medal...Named to the NCHC Academic All-Conference Team...Led team defensemen scoring and ranked first on team in PPP (11)...**2014-15:** Ranked first among team defensemen in goals and second in scoring...Ranked third on the team with a plus-15 rating...Named to the 2015 NCHC All-Rookie Team and NCHC Rookie of the Year Finalist...Named to the NCHC All-Tournament team after posting four points (2-2-4) in five tournament games...Named NCHC Rookie of the Week twice...**2013-14:** Served as captain of U.S. National Development Program Under-18 Team...Ranked third amongst team defensemen in scoring...Won a gold medal at the 2014 IIHF Under-18 World Championship, recording two assists in seven games...Named Team USA's top defenseman by tournament coaches.

SEASON	CLUB	LEAGUE	REGULAR SEASON					PLAYOFFS				
			GP	G	A	PTS	PIM	GP	G	A	PTS	PIM
2012-13	U.S. National Under-17	USHL	38	0	4	4	23	—	—	—	—	—
2013-14	U.S. National Under-18	USHL	26	5	10	15	24	—	—	—	—	—
2014-15	Miami University (Ohio)	NCHC	40	6	13	19	28	—	—	—	—	—
2015-16	Miami University (Ohio)	NCHC	34	4	13	17	30	—	—	—	—	—
2016-17	Miami University (Ohio)	NCHC	24	6	11	17	39	—	—	—	—	—
2017-18	MINNESOTA	NHL	1	0	2	2	0	—	—	—	—	—
	Iowa	AHL	10	0	2	2	0	—	—	—	—	—
	Miami University (Ohio)	NCHC	37	9	21	30	42	—	—	—	—	—
2018-19	MINNESOTA	NHL	2	0	0	0	0	—	—	—	—	—
	Iowa	AHL	70	6	15	21	50	11	1	2	3	9
2019-20	Iowa	AHL	62	5	15	20	102	—	—	—	—	—



WILL BITTEN

RIGHT WING

Shoots: Right Height: 5-10 Weight: 167

Born: July 10, 1998; Ottawa, Ontario

Acquired: From Montreal in exchange for Gustav Olofsson, Oct. 3, 2018.

2019-20: Tallied three PPG and one SHG...**2018-19:** Led team rookies with a plus-5 rating in the Calder Cup Playoffs and ranked T-2nd in scoring...Ranked second amongst team rookies in goals, T-2nd in plus/minus rating (plus-2) and third in scoring during the regular season...**2017-18:** Helped Hamilton win OHL playoff championship...Led team in PPA (23), ranked second in assists and fourth in scoring during the regular season...**2016-17:** Ranked second on team in assists and PPG (8), T-2nd in scoring and third in goals and shots on goal (172)...**2015-16:** Led team in goals, assists and scoring...Played in CHL Top Prospects Game...Ranked T-2nd on Team Canada in scoring at the 2016 IIHF Under-18 World Championship...Won gold medal with Team Canada at Hlinka Memorial Tournament...Selected by Montreal in the third round (70th overall) of the 2016 NHL Entry Draft...**2014-15:** Led team rookies in goals, assists and scoring...Ranked T-6th amongst OHL rookies in PPG (4) and 10th in goals.

SEASON	CLUB	LEAGUE	REGULAR SEASON					PLAYOFFS				
			GP	G	A	PTS	PIM	GP	G	A	PTS	PIM
2014-15	Plymouth	OHL	63	15	16	31	16	—	—	—	—	—
2015-16	Flint	OHL	67	30	35	65	32	—	—	—	—	—
2016-17	Hamilton	OHL	65	23	34	57	36	7	3	0	3	8
2017-18	Hamilton	OHL	62	20	44	64	38	21	4	7	11	21
2018-19	Iowa	AHL	63	13	16	29	20	11	0	5	5	2
2019-20	Iowa	AHL	51	8	13	21	22	—	—	—	—	—



MITCHELL CHAFFEE

RIGHT WING

Shoots: Right Height: 6-1 Weight: 197

Born: January 26, 1998; Grand Rapids, Michigan

Acquired: Signed as a free agent, March 24, 2020.

2019-20: Served as co-captain during junior season...Ranked T-1st on team in PPP (9), second in scoring, goals, PPG (3), GWG (3) and shots on goal (101)...Ranked T-7th in Hockey East in goals and GWG...Registered hat trick at Vermont (1/17/20)...Collected 13 points (8-5-13) during career-best, eight-game point streak (10/19-11/22/19)...**2018-19:** Led team in goals, ranked T-1st in PPG (7) and GWG (4), third in scoring and fourth with a plus-21 rating and 119 shots on goal...Led Hockey East in scoring during league play and ranked third in goals and fourth in scoring overall...Named a Hockey East First Team All-Star, a CCM/AHCA First Team All-American, recipient of the Herb Gallagher Award (New England's Best Forward) and to the Hockey East All-Academic Team...**2017-18:** Ranked T-1st on team in goals and T-2nd in scoring...Goal total was the second-most by a freshman in a season in UMass' Hockey East era...Ranked T-7th amongst NCAA freshmen in goals...Named to the Hockey East All-Academic Team...**2015-17:** Skated in two seasons with the United States Hockey League and registered 29 points (15-14-29) and 78 PIM in 103 contests with Bloomington (2015-17) and Fargo (2016-17).

SEASON	CLUB	LEAGUE	REGULAR SEASON					PLAYOFFS				
			GP	G	A	PTS	PIM	GP	G	A	PTS	PIM
2015-16	Bloomington	USHL	54	7	6	13	40	4	0	0	0	0
2016-17	Bloomington	USHL	35	7	4	11	34	—	—	—	—	—
	Fargo	USHL	14	1	4	5	4	3	1	0	1	0
2017-18	UMass-Amherst	H-East	39	13	11	24	22	—	—	—	—	—
2018-19	UMass-Amherst	H-East	40	18	24	42	33	—	—	—	—	—
2019-20	UMass-Amherst	H-East	30	16	13	29	16	—	—	—	—	—



JOSEPH CRAMAROSSA

LEFT WING

Shoots: Left Height: 6-1 Weight: 188

Born: October 26, 1992; Markham, Ontario

Acquired: Signed as a free agent, Oct. 9, 2020.

2019-20: Ranked third in the AHL in PIM and T-3rd in shootout goals (3)...Recorded a career-high, four-game point streak (0-4-4, 12/31-1/8/20)...Netted first career PPG vs. Cleveland (12/21/19)...Acquired by Chicago from Pittsburgh in exchange for Graham Knott (11/20/19)...**2018-19:** Served as alternate captain...Converted 3-of-4 shootout attempts...Led team in PIM...Originally signed to an AHL-only contract...Signed a two-way contract with Pittsburgh (2/20/19)...**2017-18:** Tallied two GWG...**2016-17:** Spent majority of season in NHL...Recorded eight fighting majors...Notched season-high five hits, five times...Claimed by Vancouver off waivers (3/1/17)...Tallied first career NHL goal and recorded career-high 15 PIM at LA (11/1/16, Budaj)...Made NHL debut with Anaheim vs. VAN (10/23/16)...**2015-16:** Set AHL career highs in goals, points, GWG (3) and shots on goal (81)...**2014-15:** Ranked fifth on team in PIM...**2013-14:** Played first season in the AHL...**2009-13:** Collected 138 points (51-87-138), 333 PIM, a plus-34 rating, nine PPG, seven SHG and seven GWG in 235 career games in the Ontario Hockey League (OHL) with Mississauga and Belleville...Appeared in the 2011 Memorial Cup with Mississauga...Served as an alternate captain with Belleville in 2012-13...Selected by the Anaheim Ducks in the third round (65th overall) of the 2011 NHL Entry Draft.

SEASON	CLUB	LEAGUE	REGULAR SEASON					PLAYOFFS				
			GP	G	A	PTS	PIM	GP	G	A	PTS	PIM
2009-10	Mississauga	OHL	64	6	10	16	60	14	0	2	2	11
2010-11	Mississauga	OHL	59	12	20	32	101	14	2	2	4	6
2011-12	Mississauga	OHL	15	6	5	11	40	—	—	—	—	—
	Belleville	OHL	29	8	8	16	43	6	2	2	4	18
2012-13	Belleville	OHL	68	19	44	63	89	17	5	4	9	35
2013-14	Norfolk	AHL	47	1	3	4	52	2	0	0	0	0
	Utah	ECHL	3	0	2	2	7	—	—	—	—	—
2014-15	Norfolk	AHL	54	5	5	10	75	—	—	—	—	—
2015-16	San Diego	AHL	61	11	6	17	68	9	3	0	3	6
2016-17	ANAHEIM	NHL	49	4	6	10	51	—	—	—	—	—
	VANCOUVER	NHL	10	0	0	0	9	—	—	—	—	—
	San Diego	AHL	2	0	0	0	8	—	—	—	—	—
2017-18	Stockton	AHL	37	3	7	10	38	—	—	—	—	—
	Wilkes-Barre/Scranton	AHL	28	6	6	12	28	3	1	0	1	2
2018-19	Wilkes-Barre/Scranton	AHL	56	4	12	16	116	—	—	—	—	—
2019-20	Wilkes-Barre/Scranton	AHL	9	2	1	3	16	—	—	—	—	—
	Rockford	AHL	42	5	7	12	110	—	—	—	—	—



CONNOR DEWAR

FORWARD

Shoots: Left

Height: 5-10

Weight: 182

Born: June 26, 1999; Gilbert Plains, Manitoba

Acquired: Selected in the third round (92nd overall) of the 2018 NHL Entry Draft.

2019-20: Led rookies and ranked fourth on team with a plus-minus rating (T-3rd amongst rookie forwards)...Ranked T-9th amongst AHL rookies in plus/minus rating (T-3rd amongst rookie forwards)...Ranked T-2nd amongst team rookies in goals and third in scoring and assists...**2018-19:** Ranked second on team in scoring and T-2nd in goals during the playoffs...Signed a three-year, entry-level contract with Minnesota (3/5/19)...Led team in assists, points and shots on goal (309), ranked T-1st in PPG (12), second in GWG (8) and third in goals during regular season...Ranked fourth in the WHL in shots on goal, T-9th in GWG, T-13th in points and T-15th in PPG...Collected 14 points (5-9=14) in a season-high nine-game point streak (12/15-1/12/19)...Recipient of Silvertips Most Valuable Player Award and named to the 2018-19 Western Conference All-Star First Team...Played in the 2018 CIBC Canada Russia Series...Served as team captain...**2017-18:** Led team in goals, ranked T-1st in PPG (16) and GWG (6), third in shots on goal (267), T-3rd with a plus-23 rating and fourth in scoring...Ranked T-8th in WHL in PPG and T-20th in goals...Led WHL with a plus-24 rating in the playoffs, ranked second on team in goals and scoring and T-2nd in assists as Everett advanced to the WHL Championship Series...Served as an alternate captain and received Silvertips Most Dedicated Player Award...**2016-17:** Received Silvertips Booster Club FIERCE Predator Award...**2015-16:** One of two players to appear in all 72 games with Everett...Named Silvertips Rookie Of The Year.

SEASON	CLUB	LEAGUE	REGULAR SEASON					PLAYOFFS				
			GP	G	A	PTS	PIM	GP	G	A	PTS	PIM
2015-16	Everett	WHL	72	11	7	18	24	9	1	0	1	2
2016-17	Everett	WHL	71	14	16	30	37	10	1	1	2	6
2017-18	Everett	WHL	68	38	30	68	47	22	12	14	26	24
2018-19	Everett	WHL	59	36	45	81	60	9	5	5	10	10
2019-20	Iowa	AHL	52	6	13	19	22	—	—	—	—	—



BRANDON DUHAIME

RIGHT WING

Shoots: Left

Height: 6-1

Weight: 203

Born: May 22, 1997; Parkland, Florida

Acquired: Selected in the fourth round (106th overall) of the 2016 NHL Entry Draft.

2019-20: One of two players on Iowa to play in every game...Ranked second on team in PIM...Ranked second amongst team rookies in scoring and assists and T-2nd in goals...**2018-19:** Signed a two-year, entry-level contract with Minnesota (4/17/19)...Recorded 15 points (5-10=15) in last 17 games with Providence...Led team in PIM and faceoff % (.595), ranked third in scoring, fourth in assists and fifth with a plus-15 rating...Named to the Hockey East All-Star Third Team...**2017-18:** Ranked T-1st on the Friars (T-2nd in Hockey East) in PIM, T-3rd in assists, fourth in scoring and T-4th with a plus-13 rating...Named to the Hockey East All-Tournament Team...**2016-17:** Led Providence and ranked third amongst Hockey East freshmen in PIM...Ranked third amongst team freshmen in goals and T-3rd in scoring...Tallied two PPG...Scored first collegiate goal vs. Clarkson (10/21/16)...**2015-16:** Split season between Chicago and Tri-City in the USHL...Began season in Russia playing with the Chicago Steel at international tournament as the Steel won the bronze medal in the Junior Club World Cup...Led Tri-City in PIM, ranked T-3rd in goals and T-4th in scoring...Helped Storm win Clark Cup Championship...**2014-15:** Played for the Merritt Centennials in the BCHL...**2012-14:** Played for the Pursuit of Excellence Academy in British Columbia...His father, Trevor, was selected 190th overall by the Washington Capitals in the 1991 NHL Entry Draft.

SEASON	CLUB	LEAGUE	REGULAR SEASON					PLAYOFFS				
			GP	G	A	PTS	PIM	GP	G	A	PTS	PIM
2015-16	Chicago	USHL	39	10	22	32	97	—	—	—	—	—
	Tri-City	USHL	18	5	5	10	46	11	4	4	8	24
2016-17	Providence	H-East	35	4	8	12	45	—	—	—	—	—
2017-18	Providence	H-East	40	7	19	26	64	—	—	—	—	—
2018-19	Providence	H-East	42	11	23	34	53	—	—	—	—	—
2019-20	Iowa	AHL	63	6	14	20	71	—	—	—	—	—

GABRIEL DUMONT

CENTER

Shoots: Right

Height: 5-10

Weight: 195

Born: October 6, 1990; Degelis, Quebec

Acquired: Signed as a free agent, July 1, 2019.

2019-20: Skated in three games with Minnesota (10/20-10/24/19)...Tallied four PPG and one SHG with Iowa...**2018-19:** Ranked T-2nd in AHL in SHG (4) and SHP (7)...Ranked fifth on team in GWG (5), T-5th in shots on goal (118) and seventh in goals...**2017-18:** Ranked T-1st on Syracuse in SHG (3)...Claimed off waivers by Ottawa from Tampa Bay (11/22/17) and then claimed off waivers by Tampa Bay from Ottawa (2/21/18)...**2016-17:** Set NHL career bests in games played, goals, assists, points, PIM, hits (83), faceoffs won (133), faceoffs taken (242) and blocked shots (19)...Skated in 22 playoff games as the Crunch advanced to the Calder Cup Final...**2015-16:** Ranked second on team in assists, T-2nd in goals, third in scoring and shots on goal (177) and fourth in PIM...**2014-15:** Served as team captain for Hamilton...Led team in PPG (5) and SHG (2), ranked second in goals, third in scoring and shots on goal (176), T-3rd in PIM and fourth in assists...**2013-14:** Set AHL career-bests in games played, PPG (6) and PIM...Led team in goals and shots on goal (195), ranked T-2nd in PPG and PIM and fourth in scoring...Recipient of the Bulldogs Bill Sturupp Trophy Fan Favorite Award...**2012-13:** Recorded first career NHL point (assist) vs. OTT (3/13/13)...Tallied first career NHL goal at PIT (4/17/13, Fleury)...Made Stanley Cup Playoff debut in Game 2 of 2013 Eastern Conference Quarterfinal vs. OTT (5/3/13)...Led Hamilton in goals, ranked T-1st in scoring, third in PIM and fifth in shots on goal (125)...**2011-12:** Made NHL debut vs. TB (4/4/12)...Ranked third on team in shots on goal (138), fifth in goals and PIM and T-5th in PPG (5)...**2010-11:** Led team rookies in PIM (4th on team) and ranked second in shots on goal (128)...**2009-10:** Made professional hockey debut playing in 11 Calder Cup Playoff games with Hamilton...Led QMJHL in goals and shots on goal (324), ranked T-3rd in scoring, fifth in PPG (15) and 10th in PIM...Named a QMJHL First Team All-Star...Won QMJHL's Guy Carboneau Trophy as the top defensive forward in the league...**2008-09:** Selected by Montreal in the fifth round (139th overall) of the 2009 NHL Entry Draft...Ranked fourth on team in shots on goal (230) and PIM, fifth in goals and seventh in scoring...**2007-08:** Ranked third on team in shots on goal (168) and PIM during rookie season in QMJHL.

SEASON	CLUB	LEAGUE	REGULAR SEASON					PLAYOFFS				
			GP	G	A	PTS	PIM	GP	G	A	PTS	PIM
2007-08	Drummondville	QMJHL	59	11	14	25	103	—	—	—	—	—
2008-09	Drummondville	QMJHL	51	28	21	49	63	19	6	13	19	32
2009-10	Hamilton	AHL	—	—	—	—	—	11	2	0	2	12
	Drummondville	QMJHL	62	51	42	93	127	14	11	10	21	19
2010-11	Hamilton	AHL	64	5	13	18	79	20	6	3	9	6
2011-12	MONTREAL	NHL	3	0	0	0	0	—	—	—	—	—
	Hamilton	AHL	59	13	11	24	55	—	—	—	—	—
2012-13	MONTREAL	NHL	10	1	2	3	13	3	0	0	0	12
	Hamilton	AHL	55	16	15	31	83	—	—	—	—	—
2013-14	MONTREAL	NHL	2	0	0	0	0	—	—	—	—	—
	Hamilton	AHL	74	19	17	36	111	—	—	—	—	—
2014-15	MONTREAL	NHL	3	0	0	0	0	—	—	—	—	—
	Hamilton	AHL	66	20	25	45	88	—	—	—	—	—
2015-16	St. John's	AHL	71	19	30	49	76	—	—	—	—	—
2016-17	TAMPA BAY	NHL	39	2	2	4	29	—	—	—	—	—
	Syracuse	AHL	20	5	5	10	24	22	5	6	11	12
2017-18	TAMPA BAY	NHL	7	0	0	0	4	—	—	—	—	—
	OTTAWA	NHL	23	1	1	2	2	—	—	—	—	—
	Syracuse	AHL	18	5	16	21	15	4	3	2	5	2
2018-19	Syracuse	AHL	59	15	28	43	67	4	0	0	0	4
2019-20	MINNESOTA	NHL	3	0	0	0	0	—	—	—	—	—
	Iowa	AHL	34	8	7	15	38	—	—	—	—	—

DAMIEN GIROUX

FORWARD

Shoots: Left

Height: 5-10

Weight: 179

Born: March 3, 2000; Sudbury, Ontario

Acquired: Selected in the fifth round (155th overall) of the 2018 NHL Entry Draft.

2019-20: Ranked T-1st in the OHL in GWG (10), T-6th in goals and T-7th in SHG (4)...Led team in goal, ranked third in scoring and fourth in shots on goal (165)...Recorded 11 PPG...Tallied 17 points (11-6=17) during season-ending, nine-game point streak (2/15-3/8/20)...Recorded four points in a game three times...Played for Team OHL in 2019 CIBC Canada Russia Series...Served as team captain...Signed a three-year, entry-level contract with Minnesota (3/23/20)...**2018-19:** Ranked second on team in goals and fourth in scoring in the playoffs...Ranked fourth on the team in goals, T-4th in GWG (4) and eighth in scoring during the regular season...Registered eight points (4-4=8) in a season-high five game, point streak (2/7-2/16)...Named CHL Player of the Week (10/16)...Served as team captain of the Spirit...**2017-18:** Ranked T-3rd on team in assists and PPG (5), fourth in goals and fifth in scoring...**2016-17:** Led team rookies in goals, assists and scoring.

SEASON	CLUB	LEAGUE	REGULAR SEASON					PLAYOFFS				
			GP	G	A	PTS	PIM	GP	G	A	PTS	PIM
2016-17	Saginaw	OHL	53	8	17	25	21	—	—	—	—	—
2017-18	Saginaw	OHL	68	19	24	43	18	4	0	1	1	4
2018-19	Saginaw	OHL	67	30	21	51	22	17	9	4	13	10
2019-20	Saginaw	OHL	61	44	31	75	22	—	—	—	—	—



IN THE SYSTEM



FEDOR GORDEEV

DEFENSEMAN

Shoots: Left Height: 6-7 Weight: 224

Born: January 27, 1999; Omsk, Russia

Acquired: From Toronto in exchange for seventh round selection in the 2020 NHL Entry Draft, May 30, 2019.

2019-20: Led team defenseman in assists and shots on goal (137), ranks second in scoring...Recorded nine points (1-8-9) in last 10 games...Tallied GWG and season-high nine shots at Soo (2/8)...Notched career-high three assists vs. Flint (1/24) and at Soo (11/1)...**2018-19:** Ranked T-2nd on team in PIM during playoffs...Guelph won OHL playoff championship and lost to Rouyn-Noranda in semifinals of the Memorial Cup...Ranked T-3rd amongst team defensemen in goals during regular season...**2017-18:** Led team in PIM and ranked fourth in shots on goal (168)...Ranked second amongst team defensemen in goals and scoring...**2016-17:** Ranked fourth amongst team rookies in goals and scoring.

SEASON	CLUB	LEAGUE	REGULAR SEASON					PLAYOFFS				
			GP	G	A	PTS	PIM	GP	G	A	PTS	PIM
2015-16	Hamilton	OHL	8	0	2	2	2	—	—	—	—	—
2016-17	Hamilton	OHL	2	1	0	1	2	—	—	—	—	—
	Flint	OHL	62	3	10	13	43	5	0	1	1	2
2017-18	Flint	OHL	67	8	17	25	106	—	—	—	—	—
2018-19	Flint	OHL	32	3	16	19	49	—	—	—	—	—
	Guelph	OHL	31	4	9	13	30	23	2	1	3	21
2019-20	Guelph	OHL	51	4	28	32	40	—	—	—	—	—



ANDREW HAMMOND

GOALTENDER

Catches: Left Height: 6-1 Weight: 231

Born: February 11, 1988; Surrey, British Columbia

Acquired: Signed as a free agent December 16, 2020.

2019-20: Posted AHL career-bests in GAA and shutouts...Ranked T-3rd in the AHL in shutouts...**2018-19:** Backstopped Iowa to the franchise's first-ever playoff series win...Led the AHL with two shutouts in the Calder Cup Playoffs...Set Iowa franchise record with a career-high 55 saves in a 6-5 overtime win vs. Colorado (10/26/18)...Ranked T-8th in the AHL in shutouts during the regular season...**2017-18:** Acquired by Colorado from Ottawa to become the first goaltender in NHL history to record the 21st win of career in first 27 games...Made a career-high 43 saves in 3-2 OTL at CAR (11/7/15)...Recorded first career home shutout vs. MTL (3/19/16)...**2014-15:** Recalled by Ottawa under emergency conditions (1/29/15) and remained with Senators for remainder of season...Recorded first NHL win (42 saves) in first career NHL start vs. MTL (2/18/15) to become oldest goaltender (27 years, eight days) in Senators history to register a win in first career start...Registered first career NHL shutout (25 saves) at ANA (2/25/15) and second career shutout at Los Angeles (2/26/15) to become second goaltender in NHL history to post consecutive road shutouts against the Ducks and Kings (in either order) — and the first to do so on back-to-back days...Became first goaltender in franchise history to win first five starts...Became second goaltender in NHL history (Frank Brimsek, 1938-39) to yield two or fewer goals in first 12 career starts when he improved to 11-0-1 with a 2-1 OT win at CAR (3/17/15)...Improved to 14-0-1 with a 5-2 win vs. SJ (3/23/15) to become the first goaltender to earn at least one point in first 15 NHL starts since Patrick Lalime (14-0-2 in first 16 starts with Pittsburgh in 1996-97)...Named NHL's First Star of March after going 10-1-1 with a 2.09 GAA and a .930 SV%...Became first goaltender in the NHL's modern era to earn at least one point in first 12 career road starts with a 3-1 win at PHI (4/11/15)...Went 10-0-2 with a 1.06 GAA and .966 SV% and three shutouts in 12 road starts...Made NHL Stanley Cup Playoff debut at MTL (4/15/15)...Named a finalist for the Bill Masterton Memorial Trophy alongside winner Devan Dubnyk...Also received votes for Vezina and Hart trophies...**2013-14:** Recalled by Ottawa twice and made NHL debut in relief vs. DET (2/27/14)...Ranked third among rookies and T-8th overall in the AHL in wins...Ranked sixth among AHL goaltenders in saves...**2012-13:** Completed collegiate career and signed a two-year, entry-level contract with Ottawa (3/20/13)...**2011-12:** Started every game...Save total ranked second in school history...Presented with the Jim Sears Award as the team's Most Valuable Player and the Jim Rueli Award (Best Defensive Player) for second consecutive season.

Best Defensive Player) for second consecutive season.													
SEASON	CLUB	LEAGUE	REGULAR SEASON						PLAYOFFS				
			GP	W	L	OT	GAA	SO	GP	W	L	GAA	SO
2009-10	Bowling Green State	CCHA	19	0	12	2	4.30	0	2	0	1	8.45	0
2010-11	Bowling Green State	CCHA	27	6	17	3	2.67	2	5	2	3	3.03	
2011-12	Bowling Green State	CCHA	44	14	24	5	2.73	2	8	4	4	3.03	0
2012-13	Bowling Green State	CCHA	29	10	15	3	2.47	3	5	2	3	2.01	1
2013-14	OTTAWA	NHL	1	—	—	—	0.00	0	—	—	—	—	—
	Binghamton	AHL	48	25	19	3	2.81	1	4	1	3	2.95	0
2014-15	OTTAWA	NHL	24	20	1	2	1.79	3	2	0	2	3.44	0
	Binghamton	AHL	25	7	13	2	3.51	2	—	—	—	—	—
2015-16	OTTAWA	NHL	24	7	11	4	2.65	1	—	—	—	—	—
	Binghamton	AHL	2	0	2	0	4.05	0	—	—	—	—	—
2016-17	OTTAWA	NHL	6	0	2	0	4.08	0	—	—	—	—	—
	Binghamton	AHL	5	2	3	0	3.24	0	—	—	—	—	—
2017-18	COLORADO	NHL	1	0	1	0	2.06	0	3	1	1	2.62	0
	Belleville	AHL	18	8	6	2	3.34	0	—	—	—	—	—
	San Antonio	AHL	1	1	0	0	1.00	0	—	—	—	—	—
2018-19	Iowa	AHL	33	19	14	0	2.81	3	11	5	6	2.46	2
2019-20	Rochester	AHL	33	16	12	3	2.53	4	—	—	—	—	—



IN THE SYSTEM

LUKE JOHNSON

CENTER



Shoots: Right Height: 5-11 Weight: 174

Born: September 19, 1994; Grand Forks, North Dakota

Acquired: Signed as a free agent, July 1, 2019.

2019-20: Missed start of season due to injury...Made season debut (11/23/19)...Ranked T-2nd in the AHL in PPG (13)...Ranked third on the team in goals and fourth in shots on goal (144)...Played three games with Minnesota (12/17-12/21/19)...Won career-best 10 faceoffs and skated career-high 15:48 vs. WPG (12/21/19)...**2018-19:** Made NHL debut in Chicago's season-opener at OTT (10/4/18)...Tallied first NHL point with an assist at VAN (10/31/18)...Ranked T-1st on IceHogs in GWG (6), third in goals and T-4th in AHL in PPG...**2017-18:** Ranked second on team with a plus-7 rating, fourth in shots on goal (32) and fifth in goals during Calder Cup Playoffs...Led team in shots on goal (161), ranked T-4th in PPG (4) and sixth in goals and scoring during regular season...**2016-17:** Led team rookies in scoring, assists, shots on goal (134) and PIM, and ranked second in goals...**2015-16:** Ranked T-1st on team in PPG (5), third in PIM, fourth in shots on goal (101) and T-4th in goals...North Dakota won 2016 NCAA National Championship...Named to the NCAA Midwest Region All-Tournament Team...Won 62-of-101 faceoffs (61.4 %) in seven playoff games...Suffered injury in Frozen Four semifinal win vs. Denver that forced him to miss the national championship game against Quinnipiac, the only game he missed at North Dakota...**2014-15:** Led team in shots on goal (109), ranked second in PIM and fifth in goals...Named to NCAA West Region All-Tournament Team...North Dakota lost to Boston University in Frozen Four Semifinal...**2013-14:** Led team freshmen in goal and ranked T-1st in scoring...Ranked second on team in PPG (5)...PPG total ranked T-8th amongst NCAA freshmen...Led NCHC rookies in shots on goal (105)...North Dakota lost to the University of Minnesota in Frozen Four Semifinal...**2012-13:** Selected by Chicago in the fifth round (134th overall) of the 2013 NHL Entry Draft...Led team in PPG (9, T-9th in USHL), ranked third in shots on goal (198), T-3rd in GWG (4) and fourth in goals, assists and points...Played in NHL/USHL Top Prospects Game...**2011-12:** Ranked T-2nd on team in scoring and assists, third in goals, PPG (5), GWG (4) and shots on goal (156)...Led USHL rookies in shots on goal, ranked second in goals, assists, scoring, GWG and T-3rd in PPG...Collected four assists in four games to help Team USA win a gold medal at the 2012 World Junior A Challenge...**2010-11:** Won North Dakota state high school hockey championship with Central High School and received all-state honors as a sophomore.

SEASON	CLUB	LEAGUE	REGULAR SEASON					PLAYOFFS				
			GP	G	A	PTS	PIM	GP	G	A	PTS	PIM
2011-12	Lincoln	USHL	55	20	35	55	52	8	1	1	2	2
2012-13	Lincoln	USHL	57	19	27	46	32	5	0	0	0	0
2013-14	U. of North Dakota	NCHC	42	8	13	21	26	—	—	—	—	—
2014-15	U. of North Dakota	NCHC	42	11	13	24	54	—	—	—	—	—
2015-16	U. of North Dakota	NCHC	43	11	10	21	45	—	—	—	—	—
2016-17	Rockford	AHL	73	8	9	17	31	—	—	—	—	—
2017-18	Rockford	AHL	73	13	17	30	62	13	4	4	8	6
2018-19	CHICAGO	NHL	15	0	1	1	8	—	—	—	—	—
	Rockford	AHL	53	18	13	31	34	—	—	—	—	—
2019-20	MINNESOTA	NHL	3	0	0	0	0	—	—	—	—	—
	Iowa	AHL	42	18	13	31	43	—	—	—	—	—

HUNTER JONES

GOALTENDER



Catches: Left Height: 6-4 Weight: 194

Born: September 21, 2000; Brantford, Ontario

Acquired: Selected in the second round (59th overall) of the 2019 NHL Entry Draft.

2019-20: Ranked T-2nd in the OHL in shutouts, fourth in wins and GAA and fifth in SV%...Made 40 saves to record fourth shutout of season vs. Hamilton (3/5/20)...Named OHL Goaltender of the Month for October...Named OHL Player of the Week after going 3-0-0 with a 1.67 GAA and a .943 SV% in three starts (10/21/19)...Played for Team OHL in the 2019 CIBC Canada Russia Series...Signed a three-year, entry-level contract with Minnesota (3/26/20)...**2018-19:** Ranked T-2nd in the OHL in games played, T-6th in shutouts and T-9th in wins...**2017-18:** Ranked eighth amongst OHL rookie goalies in games played...**2016-17:** Named the OHA Top Goaltender Prospect and to the OJHL Top Prospect Team...Named to Team Canada East for 2016 World Junior A Hockey Challenge...Won a silver medal with Team Canada at 2016 World Under-17 Hockey Championship.

SEASON	CLUB	LEAGUE	REGULAR SEASON						PLAYOFFS				
			GP	W	L	OT	GAA	SO	GP	W	L	GAA	SO
2016-17	Stouffville	OJHL	16	7	7	0	2.74	1	—	—	—	—	—
2017-18	Peterborough	OHL	15	3	9	0	5.14	0	—	—	—	—	—
2018-19	Peterborough	OHL	57	28	24	2	3.31	3	5	1	4	4.66	0
2019-20	Peterborough	OHL	49	31	14	3	2.75	4	—	—	—	—	—



KAAPPO KAHKONEN

GOALTENDER

Catches: Left **Height:** 6-2 **Weight:** 213

Born: August 16, 1996; Helsinki, Finland

Acquired: Selected in the fourth round (109th overall) of the 2014 NHL Entry Draft.

2019-20: Winner of the Aldege "Baz" Bastien Memorial Award as the AHL's outstanding goaltender...Named to the AHL's First All-Star Team...Led the AHL in wins and shutouts, ranked fourth in GAA and SV% and 11th in games played...Allowed two goals or less in 22 of his 34 contests and named Goaltender of the month for February...Went 3-0-1 in first four NHL starts to become second goalie in team history to begin his career with a four-game point streak...Made 44 saves in 4-2 win at FLA (12/3/19) in his second career start to set a franchise record for most saves by a rookie goalie...Became fifth goalie in franchise history to win first two NHL contests...Made 32 saves to earn 3-2 win in NHL debut at NJ (11/26/19)...Became eighth goalie to make NHL debut with Wild and sixth to win debut...**2018-19:** Led AHL in shutouts...Ranked fourth amongst rookie goalies in SV%, fifth in wins and sixth in GAA...Set franchise record for longest shutout streak 222:22 (11/3-11/21/18)...Named CCM/AHL Player of the Week (11/19) and Goaltender of the Month for November to become the first player in team history to receive an AHL monthly award...**2017-18:** Signed a two-year, entry-level contract with Minnesota (5/16/18)...Led Finland's Elite League in games played and shutouts, ranked T-2nd in wins, fourth in SV% and fifth in GAA...**2016-17:** Led team in GAA, SV% and shutouts...Went 8-3-2 record with a 2.38 GAA, a .925 SV% and one shutout in last 13 games of season...**2015-16:** Won a gold medal with Finland at 2016 IIHF World Junior Championship going 4-0 with a 2.52 GAA and a .909 SV% in four games...Five of nine goals allowed were PPG...Led rookie goalies in GAA and SV% in Finland's Elite League...**2014-15:** Led league in games played, second in SV% and fourth in GAA...Served as Finland's third goalie during 2015 IIHF World Junior Championship...Scored an empty-net goal in an exhibition game with Finland's Under-20 team (4/7/15) and in a 3-0 shutout win vs. KooKoo (3/2/15)...Named Mestis Player of the Month for September...**2013-14:** Went 2-3-0 with a 3.37 GAA and a .885 SV% in five starts for Finland at the 2014 IIHF Under-18 World Championship.

REGULAR SEASON										PLAYOFFS				
SEASON	CLUB	LEAGUE	GP	W	L	OT	GAA	SO		GP	W	L	GAA	SO
2013-14	Blues U20	Jr. SM-Liiga	38	—	—	—	2.39	—		10	—	—	2.10	—
2014-15	TUTO Turku	Mestis	47	—	—	—	2.11	—		—	—	—	—	—
2015-16	Blues	SM-Liiga	27	6	15	5	2.69	1		—	—	—	—	—
2016-17	Lukko Rauma	SM-Liiga	34	12	12	10	2.58	2		—	—	—	—	—
2017-18	Lukko Rauma	SM-Liiga	56	20	23	12	2.20	6		2	0	2	2.38	0
2018-19	Iowa	AHL	39	17	14	8	2.78	6		—	—	—	—	—
2019-20	MINNESOTA	NHL	5	3	1	1	2.96	0		—	—	—	—	—
	Iowa	AHL	34	25	6	3	2.07	7		—	—	—	—	—



IVAN LODNIA

RIGHT WING

Shoots: Right **Height:** 5-11 **Weight:** 192

Born: August 31, 1999; Los Angeles, California

Acquired: Selected in the third round (85th overall) of the 2017 NHL Entry Draft.

2019-20: Led team in scoring, goals, GWG (3) and shots on goal (179), ranked second in assists...Named team captain (1/10/20)...Tallied four PPG and two SHG...Tallied season-high six points (2-4-6) at North Bay (1/2/20)...Recorded 19 points (6-13-19, 12/5-1/4/20) during seven-game point streak...Recorded hat trick at Barrie (11/23/19)...Assigned to Niagara from Iowa (10/13/19)...**2018-19:** Led Niagara in playoff scoring and ranked T-2nd with a plus-4 rating...Missed 25 games due to a lower-body injury (12/15-2/21)...**2017-18:** Appeared in six AHL games with Iowa...Led Erie in assists, SHG (3), GWG (3) and shots on goal (216), ranked second in goals and scoring and T-2nd in PPG (5)...Signed a three-year, entry-level contract with Minnesota (12/11/17)...**2016-17:** Ranked fifth on team in shots on goal (171), sixth in goals and eighth in scoring...Recorded four PPG and three GWG...Others claimed the J. Ross Robertson Cup as the OHL playoff champions...Erie lost to Windsor, 4-3, in the Memorial Cup Championship Game...**2015-16:** Led team rookies in goals, assists and scoring...Ranked 11th amongst OHL rookies in scoring and T-12th in goals...Added four PPG and three GWG...Helped the United States earn a silver medal at the 2016 Under-18 Ivan Hlinka Memorial Cup tallying four points (3-1-4) in five games.

SEASON	CLUB	LEAGUE	REGULAR SEASON					PLAYOFFS				
			GP	G	A	PTS	PIM	GP	G	A	PTS	PIM
2015-16	Erie	OHL	62	16	23	39	14	13	0	4	4	2
2016-17	Erie	OHL	66	24	32	56	24	22	2	0	2	8
2017-18	Iowa	AHL	6	0	0	0	0	—	—	—	—	—
	Erie	OHL	62	22	37	59	31	—	—	—	—	—
2018-19	Niagara	OHL	41	17	28	45	24	11	4	10	14	6
2019-20	Niagara	OHL	41	27	35	62	22	—	—	—	—	—



GERALD MAYHEW

CENTER

Shoots: Left **Height:** 5-9 **Weight:** 161

Born: December 31, 1992; Wyandotte, Michigan

Acquired: Signed as a free agent, May 10, 2019.

2019-20: Led the AHL in goals and GWG (10), ranked T-2nd in PPG (13), T-3rd in scoring and T-6th in shots on goal (179)...Goal total was the most in the AHL since 2011-12...Won the Les Cunningham Award as the AHL's MVP...Named to the AHL's Second All-Star Team...Represented Iowa at the 2020 AHL All-Star Game...Named Player of the month for January...Skated career-best 16:23 vs. WSH (3/2/20)...Recorded career best plus-3 rating and four hits at DET (2/27/20)...Scored second career NHL goal vs. LA (10/26/19)...Tallied goal and three hits in NHL debut at TOR (10/15/19) to become the eighth player in franchise history to score a goal in NHL debut...**2018-19:** Led team in goals, scoring and shots on goal (32) during Calder Cup Playoffs...Ranked second in AHL in goals during the playoffs...Led Iowa in goals, plus/minus rating (plus-15) and shots on goal (205, ninth in the AHL), ranked T-1st in SHG (2), second in points, T-2nd in PPG (9), third in assists and fourth in PIM...Signed two-year, two-way contract with Minnesota (5/10)...**2017-18:** Ranked second in goals and scoring amongst team rookies...Goal total ranked T-5th on team...**2016-17:** Served as alternate captain...Led WCHA in scoring...Named to WCHA First All-Star Team...Led team in goals, assists, scoring, GWG (4), shots on goal (106) and PIM...Ranked T-1st with a plus-8 rating...**2015-16:** Led WCHA in scoring...Led team in goals, PPG (6), assists, points and shots on goal (151) and ranked second in GWG (3) and PIM...Helped Ferris State win Broadmoor Trophy Championship and advance to NCAA Tournament...Tallied an assist on overtime goal in Ferris State's upset of St. Cloud State (3/26/16) in the NCAA West Regional at Xcel Energy Center...Named to WCHA All-Tournament Team and WCHA Second All-Star Team...**2014-15:** Led team in goals and shots on goal (100), ranked T-1st in scoring and third in assists...**2013-14:** Ranked T-1st amongst team freshmen with a plus-10 rating, third in goals and scoring and T-3rd in assists...Helped team win MacNaughton Cup Championship and advance to NCAA Tournament...Tallied GWG in 1-0 win vs. Colgate in NCAA Tournament (3/28/14)...Named to WCHA All-Tournament Team...**2012-13:** Led team in assists and ranked second in goals and scoring...**2011-12:** Led team in goals and PPG (8), ranked third in shots on goal (122) and ranked T-5th in scoring...**2010-11:** Named Mr. Hockey in Michigan.

SEASON	CLUB	LEAGUE	GP	REGULAR SEASON					PLAYOFFS				
				G	A	PTS	PIM		GP	G	A	PTS	PIM
2011-12	Cedar Rapids	USHL	58	20	13	33	38		2	1	0	1	2
2012-13	Cedar Rapids	USHL	59	16	28	44	25		—	—	—	—	—
2013-14	Ferris State Univ.	WCHA	36	8	12	20	14		—	—	—	—	—
2014-15	Ferris State Univ.	WCHA	40	11	12	23	32		—	—	—	—	—
2015-16	Ferris State Univ.	WCHA	41	16	25	41	59		—	—	—	—	—
2016-17	Ferris State Univ.	WCHA	33	17	18	35	61		—	—	—	—	—
	Iowa	AHL	17	6	1	7	4		—	—	—	—	—
2017-18	Iowa	AHL	72	16	16	32	36		—	—	—	—	—
2018-19	Iowa	AHL	71	27	33	60	51		11	9	2	11	20
2019-20	MINNESOTA	NHL	13	2	0	2	2		—	—	—	—	—
	Iowa	AHL	49	39	22	61	68		—	—	—	—	—



IAN MCCOSHEN

DEFENSEMAN

Shoots: Left **Height:** 6-3 **Weight:** 218

Born: August 5, 1995; Anaheim, California

Acquired: Signed as a free agent, October 19, 2020.

2019-20: Ranked second on team in PIM...Ranked third amongst team defensemen in shots on goal (80) and fourth in scoring...Tallied career-best three multi-point games, including first career multi-goal contest vs. Cleveland (2/15)...**2018-19:** Skated in 19 NHL games with Florida...Tallied goal vs. LA (2/23/19)...Skated career-high 20:05 at ARI (2/26/19)...**2017-18:** Spent majority of season in the NHL with Panthers...Netted first career NHL goal (Nick Bjugstad tallied second assist) vs. STL (10/12/17, Allen)...Tallied GWG at BUF (11/10/17)...**2016-17:** Recorded an assist in NHL debut vs. STL (4/6/17)...Named Springfield Thunderbirds I/OA American Specialty AHL Man of the Year...Ranked T-9th in the AHL with a plus-23 rating...Plus/minus rating ranked second amongst AHL rookies and T-5th amongst league defensemen...**2015-16:** Served as an alternate captain during final season at Boston College...Ranked third amongst NCAA defensemen and eighth overall with a plus-30 rating...Led team in plus/minus rating, blocked shots (63) and PIM...**2014-15:** Led team in blocked shots (64) and PIM and ranked T-2nd with a plus-14 rating...Played for Team USA at 2015 IIHF World Junior Championship...**2013-14:** Ranked third amongst NCAA freshmen with a plus-22 rating...Ranked fourth on team in PIM and fifth in plus/minus rating...Boston College won Hockey East regular season title...Played for United States at 2014 IIHF World Junior Championship...**2012-13:** Selected by Florida in the second round (31st overall) of the 2013 NHL Entry Draft...Named to the USHL First All-Star Team and participated in USHL/NHL Top Prospects Game...Led USHL defensemen with 20 PPA and ranked second in scoring...**2011-12:** Played in the USHL/NHL Top Prospects Game...Ranked second in scoring amongst team defensemen.

SEASON	CLUB	LEAGUE	GP	REGULAR SEASON					PLAYOFFS				
				G	A	PTS	PIM		GP	G	A	PTS	PIM
2010-11	Waterloo	USHL	42	0	6	6	38		2	0	0	0	0
2011-12	Waterloo	USHL	55	8	12	20	43		15	4	3	7	6
2012-13	Waterloo	USHL	53	11	33	44	48		5	2	2	4	4
2013-14	Boston	H-East	35	5	8	13	48		—	—	—	—	—
2014-15	Boston	H-East	35	6	10	16	63		—	—	—	—	—
2015-16	Boston	H-East	40	6	15	21	86		—	—	—	—	—
2016-17	FLORIDA	NHL	3	0	1	1	0		—	—	—	—	—
	Springfield	AHL	68	4	12	16	37		—	—	—	—	—
2017-18	FLORIDA	NHL	38	3	1	4	25		—	—	—	—	—
	Springfield	AHL	2	0	1	1	2		—	—	—	—	—
2018-19	FLORIDA	NHL	19	1	1	2	8		—	—	—	—	—
	Springfield	AHL	38	0	9	9	49		—	—	—	—	—
2019-20	Springfield	AHL	7	0	4	4	4		—	—	—	—	—
	Rockford	AHL	56	2	6	8	74		—	—	—	—	—



BRENNAN MENELL

DEFENSEMAN

Shoots: Right **Height:** 6-0 **Weight:** 181
Born: May 24, 1997; Woodbury, Minnesota
Acquired: Signed as a free agent, September 26, 2017.

2019-20: Named to the AHL's First All-Star Team...Led AHL defensemen in assists and PPA (23) and ranked second in scoring... Ranked T-2nd in the AHL in assists...Ranked second on team in assists and third in scoring...Represented Iowa at the AHL All-Star Game...Played five games with Minnesota (12/10-12/17/19)...Skated career-high 17:56 at CHI (12/15/19)...Recorded a plus-2 rating in 10:23 of TOI in NHL debut vs. ANA (12/10/19)...Became sixth MN-born player to make NHL debut with the Wild...**2018-19:** Ranked second amongst AHL defensemen in assists and T-12th in scoring...Set franchise record for most points in a season by a defenseman...Recorded a franchise record five assists twice (3/3 and 3/15)...Ranked second on team in assists, third with a plus-10 rating and fourth in scoring...**2017-18:** Ranked second amongst team defensemen in goals and fourth in scoring...Ranked T-4th amongst AHL rookie defensemen in goals and tenth in scoring...Signed a three-year, entry-level contract with Minnesota (9/26/17)...**2016-17:** Ranked fourth on team in playoff scoring as Lethbridge advanced to Eastern Conference Final...Ranked fourth amongst WHL defensemen in playoff scoring...Led team in assists and ranked third in scoring...Led WHL defensemen in assists and ranked second in scoring...Assist total ranked T-9th in WHL...Tallied 28 PPA (T-9th in WHL)...**2015-16:** Led team in assists and ranked fourth in scoring...Ranked T-6th amongst AHL defensemen in assists and 12th in scoring...**2014-15:** Ranked third amongst team defensemen in assists and scoring...Point total ranked ninth amongst WHL rookie defensemen.

SEASON	CLUB	LEAGUE	REGULAR SEASON					PLAYOFFS				
			GP	G	A	PTS	PIM	GP	G	A	PTS	PIM
2014-15	Vancouver	WHL	57	2	19	21	16	—	—	—	—	—
2015-16	Vancouver	WHL	69	7	46	53	36	—	—	—	—	—
2016-17	Lethbridge	WHL	70	12	59	71	29	20	5	12	17	10
2017-18	Iowa	AHL	72	8	17	25	14	—	—	—	—	—
2018-19	Iowa	AHL	70	2	42	44	25	11	0	4	4	4
2019-20	MINNESOTA	NHL	5	0	0	0	2	—	—	—	—	—
	Iowa	AHL	57	5	42	47	36	—	—	—	—	—



DAKOTA MERMIS

DEFENSEMAN

Shoots: Left **Height:** 6-0 **Weight:** 196
Born: January 5, 1994; Alton, Illinois
Acquired: Signed as a free agent, October 9, 2020.

2019-20: Led team defensemen in assists, points and PIM, ranked second in PPG and third in shots on goal (79)...Tallied two PPG...Posted first career back-to-back multi-point games with two assists on Feb. 15 and 17...Skated in 10 NHL games with New Jersey...Ranked second on New Jersey with a plus-7 rating...Notched career-best five blocked shots vs. PIT (3/10/20)...Registered first career multi-point game with two assists at NYR (3/7/20)...Recorded first career NHL goal and skated career-high 20:41 vs. STL (3/6/20)...Binnington)...Collected career-high five hits at ANA (3/1/20)...**2018-19:** Served as team captain...Set career highs in points, assists and shots on goal (122)...Ranked third amongst team defensemen in assists and shots on goal and fourth in scoring...**2017-18:** Served as an alternate captain...Skated in nine NHL games with Arizona...Made NHL debut vs. BUF (11/2/17)...Collected nine assists in 13 AHL games in March...Scored two goals in playoff game at Texas (5/7/18)...**2016-17:** Ranked fifth amongst team defensemen in assists and shots on goal...**2015-16:** Tallied two GWG...Scored the overtime GWG vs. Portland (4/16/16)...Tallied three points (1-2=3) vs. Syracuse (3/13/16)...Scored first AHL goal vs. Bridgeport (1/1/16)...**2014-15:** Signed three-year, entry-level contract with Arizona (7/1/15)...Member of Memorial Cup Championship team...Led team with a plus-12 rating in the playoffs...Led team defensemen in scoring and assists in the playoffs...Set OHL career highs in goals, assists and points during regular season...Ranked fifth in the OHL with a plus-48 rating...**2013-14:** Ranked third on team with a plus-40 rating...**2012-13:** Won OHL Championship with London...Ranked second on team with a plus-12 rating in the playoffs...**2011-12:** Won the Clark Cup Championship with Green Bay...Participated in the USHL/NHL Top Prospects Game.

SEASON	CLUB	LEAGUE	REGULAR SEASON					PLAYOFFS				
			GP	G	A	PTS	PIM	GP	G	A	PTS	PIM
2011-12	Green Bay	USHL	60	5	22	27	98	12	0	1	1	20
2012-13	Univ. of Denver	WCHA	19	1	3	4	14	—	—	—	—	—
	London	OHL	27	2	9	11	34	21	1	3	4	21
2013-14	London	OHL	66	5	20	25	76	9	1	3	4	12
2014-15	London	OHL	36	1	10	11	36	—	—	—	—	—
	Oshawa	OHL	30	5	14	19	50	21	1	14	15	14
2015-16	Springfield	AHL	63	3	10	13	58	—	—	—	—	—
	Rapid City	ECHL	5	1	2	3	6	—	—	—	—	—
2016-17	Tucson	AHL	67	2	10	12	75	—	—	—	—	—
2017-18	ARIZONA	NHL	9	0	0	0	0	—	—	—	—	—
	Tucson	AHL	59	2	17	19	45	9	3	2	5	11
2018-19	ARIZONA	NHL	1	0	0	0	0	—	—	—	—	—
	Tucson	AHL	62	3	21	24	49	—	—	—	—	—
2019-20	NEW JERSEY	NHL	10	1	3	4	4	—	—	—	—	—
	Binghamton	AHL	53	3	16	19	23	—	—	—	—	—



KYLE RAU

CENTER

Shoots: Left **Height:** 5-8 **Weight:** 176
Born: October 24, 1992; Eden Prairie, Minnesota
Acquired: Signed as a free agent, July 1, 2017.

2019-20: Ranked third on team in assists and PPA (18), fourth in scoring and fifth in shots on goal (135)...Tallied a season-best, nine-game point streak (2-14=16, 11/16-12/27/19)...**2018-19:** Led team in PPG (17) and GWG (4), ranked second in goals and shots on goal (202), third in scoring and fourth in assists...Ranked T-1st in AHL in PPG...**2017-18:** Ranked T-1st on Iowa in PPG (8), second in goals and shots on goal (167) and T-3rd in scoring...Tallied an assist vs. TB (1/20/18) - brother, Chad, played nine games with Minnesota in 2011-12 - first set of brothers to play for Minnesota Wild...Made Stanley Cup Playoff debut in Game 5 at WPG (4/20/18)...**2016-17:** Scored goal at MTL (11/15/16) for first career goal streak...Netted first career NHL goal vs. NYI (11/12/16, Halak)...Tallied first career NHL point with an assist at DET (10/30/16)...**2015-16:** Made NHL debut vs. WPG (2/20/16)...Ranked second on Portland in goals, shots on goals (146) and sixth in scoring during rookie season...Tallied three PPG and two SHG...**2014-15:** Scored in first two professional games vs. Adirondack (4/4/15) and at Oklahoma City (4/7/15)...Served as team captain for University of Minnesota...Led team in goals, ranked T-2nd in scoring and fourth in assists...Recorded eight PPG and four GWG...Scored a goal and an assist in Minnesota's victory over Michigan in Big-10 Championship Game...**2013-14:** Served as co-captain...Led team in scoring and assists and T-2nd in goals...Tallied seven PPG and six GWG...Named Second Team All-American...Named to the 2014 Big-10 Second All-Star Team and Big-10 All-Academic Team...Also named to the 2014 NCAA West Second All-American Team and 2014 NCAA Championship All-Tournament Team as Gophers advanced to national championship game...**2012-13:** Ranked second on the team in scoring and assists and third in goals...Ranked T-1st in nation with seven GWG...Tallied six PPG...Named to All-WCHA Academic Team...**2011-12:** Led team with nine PPG and six GWG, ranked second in scoring and plus/minus rating (plus-23) and third in goals and assists...Named to WCHA All-Rookie Team...Tallied five points (3-2=5) in six games for the United States at 2012 IIHF World Junior Championship...**2010-11:** Helped Eden Prairie win Minnesota State High School Hockey Championship at Xcel Energy Center scoring game-winning goal against Duluth East in triple overtime...Named Mr. Hockey Award winner...Selected by Florida in the third round (91st overall) of the 2011 NHL Entry Draft at Xcel Energy Center.

SEASON	CLUB	LEAGUE	REGULAR SEASON					PLAYOFFS				
			GP	G	A	PTS	PIM	GP	G	A	PTS	PIM
2011-12	University of Minnesota	WCHA	40	18	25	43	29	—	—	—	—	—
2012-13	University of Minnesota	WCHA	40	15	25	40	22	—	—	—	—	—
2013-14	University of Minnesota	Big-10	41	14	26	40	16	—	—	—	—	—
2014-15	University of Minnesota	Big-10	39	20	21	41	18	—	—	—	—	—
	San Antonio	AHL	7	2	1	3	0	1	0	0	0	2
2015-16	FLORIDA	NHL	9	0	0	0	2	—	—	—	—	—
	Portland	AHL	63	17	14	31	24	5	1	1	2	2
2016-17	FLORIDA	NHL	24	2	1	3	4	—	—	—	—	—
	Springfield	AHL	48	10	14	24	32	—	—	—	—	—
2017-18	MINNESOTA	NHL	3	0	1	1	0	1	0	0	0	0
	Iowa	AHL	69	23	27	50	16	—	—	—	—	—
2018-19	MINNESOTA	NHL	6	0	1	1	0	—	—	—	—	—
	Iowa	AHL	69	26	27	53	24	11	4	2	6	4
2019-20	Iowa	AHL	51	14	29	43	6	—	—	—	—	—



MASON SHAW


CENTER

Shoots: Left **Height:** 5-9 **Weight:** 182
Born: November 3, 1998; Lloydminster, Alberta
Acquired: Selected in the fourth round (97th overall) of the 2017 NHL Entry Draft.

2019-20: Missed start of season due to injury...Made season debut (1/17/20)...Registered a minus rating in two of his 17 contests...**2018-19:** Led team rookies in scoring and ranked second in shots on goal (124)...Point total ranked seventh on team...**2017-18:** Suffered a knee injury at Traverse City Prospect Tournament with the Wild and did not appear in a game with Medicine Hat...Was named team captain of the Tigers...Appeared in one game with Iowa vs. Rockford (4/10/18)...Signed a three-year, entry-level contract with the Wild (4/27/18)...**2016-17:** Led team in assists and ranked second in PIM during the playoffs...Ranked second on team in scoring and assists during the regular season...Ranked fifth in the WHL in assists and T-7th in scoring...Tallied three SHG...**2015-16:** Represented Canada at the 2016 IIHF World Championship, netting seven points (1-6=7) in seven contests...Ranked third on the team in shots on goal (22) and assists during the playoffs...Ranked second on team in assists and scoring and fifth in goals during the regular season.

SEASON	CLUB	LEAGUE	REGULAR SEASON					PLAYOFFS				
			GP	G	A	PTS	PIM	GP	G	A	PTS	PIM
2014-15	Medicine Hat	WHL	23	3	6	9	13	—	—	—	—	—
2015-16	Medicine Hat	WHL	67	17	43	60	72	—	—	—	—	—
2016-17	Medicine Hat	WHL	71	27	67	94	57	11	0	12	12	16
2017-18	Iowa	AHL	1	0	0	0	0	—	—	—	—	—
2018-19	Iowa	AHL	76	8	25	33	43	3	1	0	1	2
2019-20	Iowa	AHL	17	3	3	6	8	—	—	—	—	—





DMITRY SOKOLOV

RIGHT WING

Shoots: Left **Height:** 6-0 **Weight:** 216

Born: April 14, 1998; Omsk, Russia

Acquired: Selected in the seventh round (196th overall) of the 2016 NHL Entry Draft.

2019-20: Ranked third on team with a plus-12 rating and fourth in goals...Went 2-for-2 in shootout attempts...**2018-19:** Led Iowa rookies in goals, GWG (3), PPG (6) and ranked second in scoring...Ranked T-3rd on team in goals and T-4th in PPG...Ranked T-8th amongst AHL rookies in PPG...**2017-18:** Signed three-year, entry-level contract with Minnesota (5/2/18)...Led Barrie in goals, PPG (5) and shots on goal (46) and ranked second in playoff scoring...Named OHL Player of the Month (3/22/19)...Finished regular season on a 17-game point streak (19-17=36, 2/10-3/17/18)...Registered a point in 30 of last 32 games...Led OHL in PPG (18), ranked T-1st in goals, T-2nd in GWG (9), fifth in scoring and ninth in shots on goal (268)...Named OHL Player of the Week (3/12/18)...Represented Russia at the 2018 IIHF World Junior Championship...Collected three points (1-2=3) in five games and led team in shots on goal (18)...Acquired by Barrie from Sudbury (1/10/18)...Named to the CIBC Canada Russia Series (10/31) and collected two points (1-1=2) in two games...**2016-17:** Made professional debut vs. Chicago (4/13/17) and scored first career AHL goal at Rockford (4/15/17) after signing ATO with Iowa (4/6/17)...Led Sudbury in scoring, goals, PPG (2) and shots on goal (40) in the playoffs...Led the Wolves in goals, PPG (16), GWG (7), points and shots on goal (268) during the regular season...Ranked T-1st in the OHL in PPG, second in goals and T-8th in GWG...**2015-16:** Led OHL rookies in goals, PPG (10, T-18th in OHL) and shots on goals (231, 20th in OHL) and ranked T-4th in scoring...Led Sudbury in goals, PPG and shots on goal and ranked second in scoring...**2014-15:** Posted five points (3-2=5) in five games for Russia at the 2015 IIHF Under-18 World Championship...Also played for Russia at the 2015 Five Nations Tournament, the 2015 European Youth Olympic Winter Festival and 2014 World Under-17 Hockey Challenge...Won gold medal at Olympic Winter Festival and the Under-17 Hockey Challenge.

SEASON	CLUB	LEAGUE	REGULAR SEASON					PLAYOFFS				
			GP	G	A	PTS	PIM	GP	G	A	PTS	PIM
2015-16	Sudbury	OHL	68	30	22	52	13	—	—	—	—	—
2016-17	Sudbury	OHL	64	48	24	72	8	6	6	3	9	0
	Iowa	AHL	2	1	0	1	0	—	—	—	—	—
2017-18	Sudbury	OHL	35	20	18	38	8	—	—	—	—	—
	Barrie	OHL	29	30	28	58	10	12	8	7	15	0
2018-19	Iowa	AHL	60	16	14	30	2	1	0	0	0	0
2019-20	Iowa	AHL	41	15	7	22	8	—	—	—	—	—
	Allen	ECHL	2	1	0	1	2	—	—	—	—	—



ADAM BECKMAN

Position: Left Wing **Shoots:** Right **Height:** 6-1 **Weight:** 174

Born: May 10, 2001; Saskatoon, Saskatchewan

Acquired: Selected in the third round (75th overall) of the 2019 NHL Entry Draft.

2019-20: Recipient of Four Broncos Memorial Trophy as the WHL Player of the Year...Earned Bob Clarke Trophy as 2019-20 WHL Scoring Champion...Led WHL in scoring, goals and shots on goal (316), ranked second in PPG (16) and GWG (9), T-3rd in assists and fifth in plus/minus rating (plus-44)...Recorded 32 multi-point games...Tallied a point in 33 of last 36 games (35-34=69)...Tallied five points in a game three times...Named WHL Player of the Week twice (12/16/19, 2/3/20)...Recorded an 18-game point streak (21-12=33, 12/7-1/25/20)...Tied franchise record with a 10-game goal streak (16-5=21, 12/7-1/3/20)...Signed a three-year, entry-level contract with Minnesota (3/23/20)...**2018-19:** Led Spokane in goals and plus/minus rating (+19), ranked fourth in scoring and T-5th in PPG (8)...Ranked second amongst WHL rookies in goals, PPG and points and T-2nd in assists and shots on goal (177)...Led team in goals and ranked T-4th in scoring during playoffs...**2017-18:** Led Saskatchewan Midget Hockey League (SMHL) in goals and scoring...Named to the SMHL First All-Star Team and League's Top Forward...Won SJHL championship with Nipawin Hawks.

SEASON	CLUB	LEAGUE	REGULAR SEASON					PLAYOFFS				
			GP	G	A	PTS	PIM	GP	G	A	PTS	PIM
2017-18	Spokane	WHL	1	0	0	0	0	—	—	—	—	—
	Nipawin	SJHL	1	1	1	2	0	3	2	0	2	0
2018-19	Spokane	WHL	68	32	30	62	16	15	8	4	12	2
2019-20	Spokane	WHL	63	48	59	107	18	—	—	—	—	—

MATTHEW BOLDY

Position: Center **Shoots:** Left **Height:** 6-2 **Weight:** 195

Born: April 5, 2001; Milford, Massachusetts

Acquired: Selected in the first round (12th overall) of the 2019 NHL Entry Draft.

2019-20: Ranked T-2nd amongst NCAA freshmen in shots on goal (101)...Ranked third on team in shots, fourth in assists and fifth in scoring...Ranked T-2nd amongst team forwards in blocked shots (15)...Recorded 15 points (7-8=15) in last nine games and 20 points (8-12=20) in last 14 contests of season...Tallied season-high three points, four times...Tallied GWG in first collegiate game vs. Wisconsin (10/11)...**2018-19:** Ranked third in tournament scoring with 12 points (3-9=12) in seven contests as the United States earned a bronze medal at the 2019 IIHF Under-18 World Championship...Led United States National Under-18 Team in SHG (4), ranked second in PPG (10), third in goals and fourth in assists and scoring...Ranked second on Team USA in goals and scoring, T-2nd in GWG (2) and assists and third in PPG (4) and shots on goal (97) in 28 games in the USHL...Notched a 10-game point streak (5-12=17, 12/1/18-2/27/19) and collected 14 multi-point games...Named Player of the Game at the 2018 USA Hockey All-American Prospects Game at Xcel Energy Center after tallying three points (2-1=3) for Team Langenbrunner...**2017-18:** Led United States National Under-17 Team in scoring and assists and ranked second in goals...Helped United States win gold medal at the 2017 World Under-17 Hockey Challenge...Ranked third in tournament scoring with nine points (3-6=9) in six games.

SEASON	CLUB	LEAGUE	REGULAR SEASON					PLAYOFFS				
			GP	G	A	PTS	PIM	GP	G	A	PTS	PIM
2017-18	U.S. National U-17	USHL	34	12	23	35	14	8	4	4	8	8
2018-19	U.S. National U-18	USHL	28	17	26	43	16	—	—	—	—	—
2019-20	Boston College	H-East	34	9	17	26	8	—	—	—	—	—

VLADISLOV FIRSTOV

Position: Left Wing **Shoots:** Left **Height:** 6-1 **Weight:** 181

Born: June 19, 2001; Yaroslavl, Russia

Acquired: Selected in the second round (42nd overall) of the 2019 NHL Entry Draft.

2019-20: Ranked T-3rd amongst NCAA freshmen forwards in GWG (3), T-7th in plus/minus rating and T-8th in goals...Ranked T-1st on team in GWG, second in plus/minus rating, third in goals, T-3rd in scoring and T-4th in assists...Recorded six points (2-4=6) in weekend sweep of New Hampshire (1/31-2/1)...Recorded three points (2-1=3) including GWG and seven shots vs. Miami (11/29)...**2018-19:** Ranked T-2nd on the team in GWG (6) and assists and third in goals and scoring...Ranked T-15th in scoring in the USHL...Named to the USHL 2018-19 All-Rookie Team...Played in USHL/NHL Top Prospects Game (12/18/18)...**2017-18:** Ranked T-2nd on team in assists, third in scoring and fourth in goals.

SEASON	CLUB	LEAGUE	REGULAR SEASON					PLAYOFFS				
			GP	G	A	PTS	PIM	GP	G	A	PTS	PIM
2018-19	Waterloo	USHL	62	26	32	58	24	4	0	2	2	2
2019-20	Univ. of Connecticut	H-East	34	11	12	23	31	—	—	—	—	—





FUTURE WILD



MATVEY GUSKOV

Position: Center **Shoots:** Left **Height:** 6-2 **Weight:** 183

Born: January 30, 2001; Nizhnekamsk, Russia

Acquired: Selected in the fifth round (149th overall) of the 2019 NHL Entry Draft.

2019-20: Recorded two goals vs. Saginaw (2/7)...Tallied two goals including GWG vs. Sudbury (1/17)...Notched two GWG and one PPG...
2018-19: Ranked second amongst team rookies in goals and scoring...Ranked T-7th amongst OHL rookies in GWG (2), T-11th in goals and 12th in scoring...
2017-18: Represented Russia at the 2018 World Junior A Challenge, the 2017 World Under-17 Hockey Challenge and the 2017 Ivan Hlinka Memorial Tournament.

SEASON	CLUB	LEAGUE	REGULAR SEASON					PLAYOFFS				
			GP	G	A	PTS	PIM	GP	G	A	PTS	PIM
2018-19	London	OHL	59	12	18	30	24	11	2	2	4	0
2019-20	London	OHL	62	16	14	30	48	—	—	—	—	—



SAM HENTGES

Position: Forward **Shoots:** Right **Height:** 6-0 **Weight:** 175

Born: July 26, 1999; Fridley, Minnesota

Acquired: Selected in the seventh round (210th overall) of the 2018 NHL Entry Draft.

2019-20: Ranked third on team in assists, fourth in scoring and T-4th in goals...Tallied two PPG and one GWG...Named NCHC Player of the Month for October...
2018-19: Led team freshman and ranked fifth on team in goals...Tallied eight points (5-3=8) in final 12 games of season...Named NCHC's Rookie of the Week (10/29)...Registered first career hat trick at Boston College (10/25)...One of five NCAA freshmen to record a hat trick...
2017-18: Played for Team USA at the 2017 World Junior A Challenge...Missed final 26 games of regular season and playoffs due to a shoulder injury...
2014-17: Played three seasons at Totino-Grace High School and served as captain senior season...His father, Mark, played two seasons of professional hockey for the Nova Scotia Voyageurs in the American Hockey League (1981-83).

SEASON	CLUB	LEAGUE	REGULAR SEASON					PLAYOFFS				
			GP	G	A	PTS	PIM	GP	G	A	PTS	PIM
2017-18	Des Moines	USHL	16	4	8	12	25	—	—	—	—	—
	Tri-City	USHL	7	4	2	6	8	—	—	—	—	—
2018-19	St. Cloud State Univ.	NCHC	37	10	10	20	24	—	—	—	—	—
2019-20	St. Cloud State Univ.	NCHC	28	7	17	24	20	—	—	—	—	—



DAEMON HUNT

Position: Defenseman **Shoots:** Left **Height:** 6-0 **Weight:** 198

Born: May 15, 2002; Brandon, Manitoba

Acquired: Selected in the third round (65th overall) of the 2020 NHL Entry Draft.

2019-20: Ranked second on team in PPA (12)...Ranked second amongst team defensemen in scoring and assists...Served as alternate captain for Moose Jaw...Missed half the season due to an arm laceration injury suffered Dec. 3...Helped Team Canada earn a silver medal at the 2019 Hlinka Gretzky Cup...
2018-19: Ranked second amongst WHL rookie defensemen with a plus-21 rating and fourth in scoring...Ranked fifth on his team in plus/minus rating...Tallied one assist and a plus-5 rating in seven games for Team Canada at the 2019 IIHF World-Under 18 Championship...Second-cousin is NHL player Matt Calvert.

SEASON	CLUB	LEAGUE	REGULAR SEASON					PLAYOFFS				
			GP	G	A	PTS	PIM	GP	G	A	PTS	PIM
2017-18	Moose Jaw	WHL	9	1	1	2	2	2	0	0	0	0
2018-19	Moose Jaw	WHL	57	7	13	20	10	4	0	0	0	0
2019-20	Moose Jaw	WHL	28	0	15	15	17	—	—	—	—	—



FUTURE WILD

FILIP JOHANSSON

Position: Defenseman **Shoots:** Right **Height:** 6-1 **Weight:** 176

Born: March 23, 2000; Vasteras, Sweden

Acquired: Selected in the first round (24th overall) of the 2018 NHL Entry Draft.

2019-20: Tallied goal and assist vs. Orebro (10/24)...Skated in first full season in Sweden's Elite League...
2018-19: Ranked second amongst team defensemen in games played...
2017-18: Helped Sweden claim bronze medals at the 2018 IIHF Under-18 World Championship, totaling two points (1-1=2) and two PIM in seven games, and the 2018 Ivan Hlinka Memorial Tournament, posting four points (1-3=4) and four PIM in five games...
2016-17: Captured gold medal with Team Sweden at 2016 World Under-17 Hockey Challenge.

SEASON	CLUB	LEAGUE	REGULAR SEASON					PLAYOFFS				
			GP	G	A	PTS	PIM	GP	G	A	PTS	PIM
2017-18	Leksands IF	Swe-1	23	1	0	1	4	—	—	—	—	—
2018-19	Leksands IF	Swe-1	47	1	3	4	28	—	—	—	—	—
2019-20	Leksands IF	Swe-1	39	2	2	4	14	—	—	—	—	—



SIMON JOHANSSON

Position: Defenseman **Shoots:** Right **Height:** 6-2 **Weight:** 185

Born: June 14, 1999; Stockholm, Sweden

Acquired: Selected in the fifth round (148th overall) of the 2018 NHL Entry Draft.

2019-20: Recorded two assists in 10 games as Djurgardens lost to Mountfield HK in semifinals of Champions Hockey League, a 32-team European hockey tournament...Skated in first full season in Sweden's Elite League...
2018-19: Ranked T-1st amongst team defensemen in goals and third in scoring...
2017-18: Ranked second in scoring and third in goals and assists for Djurgardens junior team...Made debut in Sweden's Elite League and tallied one goal in eight games...Recorded six points (5-1=6) and four PIM in four games with Sweden's Under-20 team at the 2018 Five Nations Tournament...
2016-17: Led team defensemen in assists, ranked T-1st in scoring and second in goals...His cousin, Alexander Wennberg, was drafted 14th overall by the Columbus Blue Jackets in the 2013 NHL Entry Draft.

SEASON	CLUB	LEAGUE	REGULAR SEASON					PLAYOFFS				
			GP	G	A	PTS	PIM	GP	G	A	PTS	PIM
2017-18	Djurgardens IF	SweHL	8	1	0	1	0	—	—	—	—	—
2018-19	Altuna IS	Swe-1	43	3	8	11	28	—	—	—	—	—
2019-20	Djurgardens IF	SweHL	34	1	6	7	18	—	—	—	—	—



ALEXANDER KHOVANOV

Position: Forward **Shoots:** Left **Height:** 5-11 **Weight:** 206

Born: April 12, 2000; Saratov, Russia

Acquired: Selected in the third round (86th overall) of the 2018 NHL Entry Draft.

2019-20: Led QMJHL in plus/minus rating (plus-58), ranked second in scoring, assists and PPA (24) and T-7th in GWG (6)...Recorded 29 multi-point games, two PPG and one SHG...Finished season on an 18-game point streak (10-25=35)...Notched a point in 31 of last 32 games (16-46=62)...Recorded career-best six points (1-5=6) vs. Saint John (10/13)...Tallied eight points (3-5=8) including two GWG in seven games as Russia earned silver medal at 2020 IIHF World Junior Championship...Ranked T-2nd on team in scoring and third in shots on goal (20)...Served as captain for Russia in 2019 CIBC Canada Russia Series...
2018-19: Ranked third on team in playoff scoring...Signed a three-year, entry-level contract with Minnesota (3/19)...Ranked first on the Wildcats during the regular season in PIM (sixth in QMJHL), second in GWG (7), third in PPG (7), assists, points and shots on goal (175) and fourth in goals...Tallied a career-high five points (3-2=5) at Shawinigan (11/29)...
2017-18: Ranked T-3rd on team in goals and T-5th in playoff scoring...Ranked second amongst team rookies in goals, assists and scoring during regular season...Did not play in first game until Dec. 28 due to illness...Represented Russia at the 2018 Five Nations Under-18 Tournament and registered two assists in four games...
2016-17: Posted seven points (5-2=7) in five games to help Russia claim a bronze medal at the 2016 World Under-17 Hockey Challenge.

SEASON	CLUB	LEAGUE	REGULAR SEASON					PLAYOFFS				
			GP	G	A	PTS	PIM	GP	G	A	PTS	PIM
2017-18	Moncton	QMJHL	29	9	19	28	36	12	3	4	7	14
2018-19	Moncton	QMJHL	64	25	49	74	94	10	4	6	10	23
2019-20	Moncton	QMJHL	51	32	67	99	94	—	—	—	—	—





FUTURE WILD



MARAT KHUSNUTDINOV

Position: Center **Shoots:** Left **Height:** 5-11 **Weight:** 176

Born: July 17, 2002; Moscow, Russia

Acquired: Selected in the second round (37th overall) of the 2020 NHL Entry Draft.

2019-20: Ranked third on team in assists and T-5th amongst team forwards with a plus-27 rating...Served as team captain for Russia at the 2019 Hlinka Gretzky Cup...Tallied three assists in five games to help Russia win the gold medal...**2018-19:** Recorded three points (1-2=3) in seven games and served as team captain at the 2019 IIHF World Under-18 Championship as Russia claimed the silver medal...Recorded five points (3-2=5) in six games to help Russia win the gold medal at the 2018 World Under-17 Hockey Challenge.

SEASON	CLUB	LEAGUE	REGULAR SEASON					PLAYOFFS				
			GP	G	A	PTS	PIM	GP	G	A	PTS	PIM
2017-18	Podolsk	Russia Jr. U17	25	8	34	42	12	—	—	—	—	—
2018-19	Podolsk	Russia Jr. U17	11	8	10	18	2	—	—	—	—	—
	Podolsk	Russia Jr. U17	1	1	2	3	0	7	4	6	10	0
2019-20	SKA St. Petersburg	Russia Jr.	44	13	25	38	16	2	0	0	0	2



FILIP LINDBERG

Position: Goaltender **Catches:** Left **Height:** 6-0 **Weight:** 180


Born: January 31, 1999; Espoo, Finland

Acquired: Selected in the seventh round (197th overall) of the 2019 NHL Entry Draft.

2019-20: Ranked eighth in the NCAA in GAA and 14th in SV%...Made season-high 41 saves in 3-1 win vs. Boston College (1/10)...Made 27 saves in 4-0 shutout at Brown (12/10)...Made 15 saves in 5-0 shutout vs. Union (10/19)...**2018-19:** Ranked second in the NCAA in GAA, T-2nd in SV% and T-10th in shutouts...Amongst NCAA freshmen ranked T-1st in shutouts and T-5th in wins...Named National Goaltender of the Month for April after backstopping the Minutemen to their first NCAA Frozen Four appearance...Massachusetts lost, 3-0, to the

University of Minnesota Duluth in the NCAA championship game...Stopped all 18 shots faced in Finland's 5-0 win vs. Kazakhstan (12/27) in his only appearance at the 2019 IIHF World Junior Championship...Finland won gold medal...**2017-18:** Named the Scholastic Player of the Year in Finland's Junior A League and to the Second All-Star Team...**2016-17:** Won the Jarmo Myllys Award as the Best Goaltender in Finland's Junior B League and named to First All-Star Team.

SEASON	CLUB	LEAGUE	REGULAR SEASON						PLAYOFFS				
			GP	W	L	OT	GAA	SO	GP	W	L	GAA	SO
2018-19	UMass.-Amherst	H-East	17	11	4	0	1.60	4	—	—	—	—	—
2019-20	UMass.-Amherst	H-East	18	8	5	2	1.91	2	—	—	—	—	—



JACK McBAIN

Position: Forward **Shoots:** Left **Height:** 6-3 **Weight:** 201

Born: January 6, 2000; Toronto, Ontario

Acquired: Selected in the third round (63rd overall) of the 2018 NHL Entry Draft.

2019-20: Ranked fourth on team in PIM...Led team forwards in blocked shots (17)...Tallied two assists at New Hampshire (3/7)...Recorded two goals vs. Harvard (2/10)...Tallied two goals vs. Notre Dame (12/8)...Recorded two SHG and one PPG...**2018-19:** Led the team in PIM and ranked second amongst freshmen in goals...Netted first career GWG vs. Harvard (2/4)...Recorded a career-high three points (1-2=3) at UConn (2/1)...**2017-18:** Ranked T-1st on team in assists, second in goals and scoring and third in PIM...Received the

OJHL Top Prospect Award and was named to the OJHL All-Prospect First Team...Captured a gold medal at the 2017 Ivan Hlinka Memorial Tournament...Tied for the tournament lead with six points (2-4=6) in four games as an alternate captain for Canada East at the 2017 World Junior A Challenge...Represented Canada at the 2018 IIHF Under-18 World Championship and collected three points (1-2=3) in five games...**2016-17:** Ranked T-1st on team in assists and fourth in goals and scoring...Earned a silver medal at the 2016 World Under-17 Hockey Challenge...His dad, Andrew, was selected eighth overall by Winnipeg in the 1983 NHL Entry Draft and played 608 career NHL games with the Jets, Pittsburgh, Vancouver and Ottawa.

SEASON	CLUB	LEAGUE	REGULAR SEASON					PLAYOFFS				
			GP	G	A	PTS	PIM	GP	G	A	PTS	PIM
2016-17	Toronto	OJHL	42	12	29	41	36	11	4	8	12	12
2017-18	Toronto	OJHL	48	21	37	58	74	4	6	3	9	15
2018-19	Boston College	H-East	35	6	7	13	39	—	—	—	—	—
2019-20	Boston College	H-East	34	6	15	21	39	—	—	—	—	—

FUTURE WILD



BRYCE MISLEY

Position: Center **Shoots:** Left **Height:** 6-1 **Weight:** 185

Born: September 5, 1999; Calgary, Alberta

Acquired: Selected in the fourth round (116th overall) of the 2017 NHL Entry Draft.

2019-20: Tallied season-best two goals including GWG vs. Northeastern (2/29)...Recorded two assists vs. Providence (2/15)...Tallied three points (1-2=3) in weekend series at Merrimack (1/24-1/25)...Ranked third on team in blocked shots (31) and T-4th in goals...**2018-19:** Recorded his first career collegiate goal in Vermont's 3-2 OT loss vs. Clarkson (1/6/19)...**2017-18:** Appeared in 30 games during freshman season...Tallied first career assist vs. Colorado College (10/6/17)...**2016-17:** Ranked second on team in playoff scoring...Led Oakville in GWG (5), ranked T-1st in PPG (9), third in goals and scoring and T-3rd in assists during regular season...**2015-16:** Ranked T-1st on team in GWG (2), T-2nd in goals and third in PIM during playoffs...Ranked T-2nd on team in PPG (10), sixth in goals and seventh in scoring...Father, Johnny, played professional hockey in Italy and Germany (1985-90).

SEASON	CLUB	LEAGUE	REGULAR SEASON					PLAYOFFS				
			GP	G	A	PTS	PIM	GP	G	A	PTS	PIM
2015-16	Oakville	OJHL	53	19	20	39	23	13	7	4	11	20
2016-17	Oakville	OJHL	46	26	36	62	14	16	5	9	14	14
2017-18	University of Vermont	H-East	30	0	5	5	10	—	—	—	—	—
2018-19	University of Vermont	H-East	32	2	2	4	12	—	—	—	—	—
2019-20	University of Vermont	H-East	34	5	5	10	14	—	—	—	—	—



NIKITA NESTERENKO

Position: Center **Shoots:** Left **Height:** 6-0 **Weight:** 157

Born: September 10, 2001; Brooklyn, New York

Acquired: Selected in the sixth round (172nd overall) of the 2019 NHL Entry Draft.

2019-20: Led team in scoring, goals, assists, GWG (5), PPP (25), PPA (17) and ranked T-1st in PPG (8)...Named a finalist for the Bruce Allison Memorial Trophy (Rookie of the Year)...Ranked T-1st amongst BCHL rookies in PPP and GWG, T-2nd in assists, third in scoring and fifth in goals in regular season...Recorded seven-game point streak (3-12=15, 1/4-1/29)...**2018-19:** Led team to an undefeated high school season...Named the New Jersey Prep Player of the Year by The Trentonian...Named to the High School All-USA Hockey Third Team...The Brown University commit will play for the Chilliwack Chiefs of the British Columbia Hockey League (BCHL) in 2019-20.

SEASON	CLUB	LEAGUE	REGULAR SEASON					PLAYOFFS				
			GP	G	A	PTS	PIM	GP	G	A	PTS	PIM
2018-19	Lawrenceville	High-NJ	31	30	29	59	0	—	—	—	—	—
2019-20	Chilliwack	BCHL	56	20	36	56	29	7	0	2	2	6



PAVEL NOVAK

Position: Center **Shoots:** Right **Height:** 5-9 **Weight:** 170

Born: April 16, 2002; Tabor, Czech Republic

Acquired: Selected in the fifth round (146th overall) of the 2020 NHL Entry Draft.

2019-20: Ranked T-2nd amongst WHL rookies in assists, third in scoring and fourth in goals...Point total ranked fourth in the Canadian Hockey League amongst rookies...Led team in scoring, goals and GWG (5), ranked T-1st in PPG (8), second in assists and plus/minus rating (plus-10) and third in shots on goal (155)...Named Rockets Rookie of the Year...First rookie to lead team in scoring since 1996-97...Tallied eight PPG and five GWG...Registered 19 PPP...Registered his first career hat trick and four-point game (3-1=4) vs. Prince George (11/1)...Tallied two goals in four games for the Czech Republic at the 2019 Hlinka Gretzky Cup...**2018-19:** Recorded two points (1-1=2) in five games at the 2018 World Under-17 Hockey Challenge and one assist in four games at the 2018 Hlinka Gretzky Cup for the Czech Republic...

SEASON	CLUB	LEAGUE	REGULAR SEASON					PLAYOFFS				
			GP	G	A	PTS	PIM	GP	G	A	PTS	PIM
2017-18	Ceske Budejovice	Czech U16	12	25	14	39	8	—	—	—	—	—
	Ceske Budejovice	Czech U18	30	20	26	46	28	7	8	9	17	2
	Ceske Budejovice	Czech U20	4	2	1	3	2	—	—	—	—	—
2018-19	Ceske Budejovice	Czech U19	31	29	16	45	16	—	—	—	—	—
	Ceske Budejovice	Czech 2	20	0	3	3	4	—	—	—	—	—
2019-20	Kelowna	WHL	55	25	33	58	33	—	—	—	—	—





RYAN O'ROURKE

Position: Defenseman **Shoots:** Left **Height:** 6-0 **Weight:** 178

Born: May 16, 2002; Pickering, Ontario

Acquired: Selected in the second round (39th overall) in the 2020 NHL Entry Draft.

2019-20: Served as team captain...Led team in plus/minus rating (plus-16) and PIM and ranked fifth in assists...Recorded four PPG, 11 PPA and two GWG...Led team defensemen in GWG and ranked third in scoring...Notched one goal in five games as Team Canada earned a silver medal at the 2019 Hlinka Gretzky Cup...**2018-19:** Ranked fifth amongst OHL rookie defensemen in scoring...Recorded six points (3-3=6) in five games and named Tournament All-Star Team at the 2018 World Under-17 Hockey Challenge...Point total ranked T-1st amongst tournament defensemen.

SEASON	CLUB	LEAGUE	REGULAR SEASON					PLAYOFFS				
			GP	G	A	PTS	PIM	GP	G	A	PTS	PIM
2017-18	Whitby	OJHL	6	1	0	1	0	—	—	—	—	—
2018-19	Soo	OHL	62	8	14	22	64	11	0	2	2	4
2019-20	Soo	OHL	54	7	30	37	79	—	—	—	—	—



MARCO ROSSI

Position: Center **Shoots:** Left **Height:** 5-9 **Weight:** 183

Born: September 23, 2001; Feldkirch, Austria

Acquired: Selected in the first round (ninth overall) of the 2020 NHL Entry Draft.

2019-20: Awarded the Red Tilson Trophy as the OHL's Most Outstanding Player of the Year to become the second European import player to win the award...Named to the OHL First Team All-Star...Led the Canadian Hockey League (CHL) in scoring and assists...Led the OHL with a plus-69 rating and ranked second in PPA (31)...Recorded seven PPG and five GWG...Won 58.4% of faceoffs taken...Registered a point in 52 of 56 games played...Tallied 47 points during season-best, 18-game point streak (21-26=47, 11/10-1/10/20)...Recorded a

hat trick at Peterborough (12/29)...Tallied season-high six points (3-3=6) at Kingston (11/27)...Second-earliest Austrian-born player selected in the NHL Entry Draft and fifth taken in the first round: Thomas Vanek (No. 5, 2003), Michael Grabner (No. 14, 2006), Andre Burakovsky (No. 23, 2013) and Marko Dano (No. 27, 2013)...**2018-19:** Led OHL rookies with a plus-51 rating, nine PPG and 20 PPG, ranked second in scoring, T-2nd in GWG (5), third in assists and T-3rd in goals and shots on goal (165)...Led rookies and ranked T-8th in the OHL in playoff scoring...**2017-18:** Led Austria in scoring with five points (3-2=5) in five games at the 2018 IIHF World Junior Championship (Division 1, Group A)...Recorded seven points (4-3=7) in five contests at the 2018 IIHF World Under-18 Championship (Division 1, Group B)...Ranked T-2nd in the tournament in goals and T-3rd in scoring...**2016-17:** Tallied eight points (6-2=8) in five games for Austria at the 2017 IIHF World Under-18 Championship (Division 1, Group B)...Led tournament in goals and ranked third in scoring...His father, Michael Rossi, played 20 seasons of professional hockey in Austria (1992-2011) as a defenseman.

SEASON	CLUB	LEAGUE	REGULAR SEASON					PLAYOFFS				
			GP	G	A	PTS	PIM	GP	G	A	PTS	PIM
2017-18	GCK	Swiss-Sw	18	4	3	7	6	—	—	—	—	—
2018-19	Ottawa	OHL	53	29	36	65	32	17	6	16	22	18
2019-20	Ottawa	OHL	56	39	81	120	40	—	—	—	—	—



ANDREI SVETLAKOV

Position: Center **Shoots:** Left **Height:** 6-0 **Weight:** 202

Born: April 6, 1996; Moscow, Russia

Acquired: Selected in the sixth round (178th overall) of the 2017 NHL Entry Draft.

2019-20: Won 277-of-479 face-offs taken (57.8%)...2018-19: Helped CSKA Moscow win Gagarin Cup...Led team forwards and ranked fourth on team with a plus-10 rating in the playoffs...Won 59.7% of faceoffs during regular season...**2017-18:** Ranked fourth on the team in PIM, faceoff percentage (54.4%) and faceoffs won (253) and fifth in faceoffs taken (465)...**2016-17:** Ranked T-2nd on team in goals and PIM during playoffs...**2015-16:** Notched four points (3-1=4) in seven games as Russia won a silver medal at 2016 IIHF World Junior Championship...Named KHL Rookie of the Week (1/31/16).

SEASON	CLUB	LEAGUE	REGULAR SEASON					PLAYOFFS				
			GP	G	A	PTS	PIM	GP	G	A	PTS	PIM
2015-16	CSKA Moscow	KHL	30	7	3	10	14	8	0	2	2	6
2016-17	CSKA Moscow	KHL	37	4	12	16	42	10	3	0	3	18
2017-18	CSKA Moscow	KHL	37	7	10	17	44	12	1	1	2	6
2018-19	CSKA Moscow	KHL	44	8	7	15	25	18	2	6	8	12
2019-20	CSKA Moscow	KHL	41	5	12	17	24	3	0	0	0	2



NICK SWANEY

Position: Right Wing **Shoots:** Left **Height:** 5-10 **Weight:** 174

Born: September 9, 1997; Lakeville, Minnesota

Acquired: Selected in the seventh round (209th overall) of the 2017 NHL Entry Draft.

2019-20: Ranked T-7th in the NCAA in shots on goal (140)...Ranked T-1st on team in GWG (3), fourth in scoring and fifth in goals...Tallied three goals in weekend sweep vs. Denver (1/31-2/1)...Recorded three points (2-1=3) vs. Western Michigan (1/10)...Notched four PPG and one SHG...**2018-19:** Helped Bulldogs won their second consecutive NCAA Championship defeating the University of Massachusetts, 3-0 (4/13)...Ranked first on the team in SHG (2) and shots on goal (137), T-1st in GWG (4), second in goals and fourth in scoring...Named NCHC Player of the Month (1/30)...Named NCHC Offensive Player of the Week in back-to-back weeks (1/21, 1/28)...Recorded his first career hat trick and a career-high 12 shots vs. Omaha (1/25)...**2017-18:** Recorded nine shots in the University of Minnesota Duluth's 2-1 victory over Notre Dame in the NCAA Frozen Four Championship game at Xcel Energy Center (4/7/18)...Ranked T-4th amongst NCHC freshmen in PPA (6) and PPP (10), T-5th in assists and T-6th in scoring...Named Bauer NCHC Rookie of the Week twice (10/22, 1/29)...Netted first collegiate goal vs. Merrimack (10/20)...**2016-17:** Led the USHL in GWG (8), ranked eighth in goals and T-10th in scoring...Added six PPG and two SHG...Led team in shots on goal (32) during the playoffs...Tallied a goal in the USHL/NHL Top Prospects Game...Won gold medal with United States at World Junior A Challenge...**2015-16:** Ranked T-1st on team in GWG (5), second in goals, third in scoring and fourth in shots on goal (167)...Added four PPG and two SHG...Led team in goals and scoring in playoffs...2012-15: Recorded 126 points (50-76=126) in 74 contests during three seasons with Lakeville South High School.

SEASON	CLUB	LEAGUE	REGULAR SEASON					PLAYOFFS				
			GP	G	A	PTS	PIM	GP	G	A	PTS	PIM
2013-14	Waterloo	USHL	4	1	0	1	2	—	—	—	—	—
2014-15	Waterloo	USHL	15	9	4	13	0	—	—	—	—	—
2015-16	Waterloo	USHL	54	30	20	50	26	9	5	4	9	2
2016-17	Waterloo	USHL	47	26	25	51	12	8	1	1	2	6
2017-18	Univ. of Minnesota-Duluth	NCHC	35	6	16	22	6	—	—	—	—	—
2018-19	Univ. of Minnesota-Duluth	NCHC	40	15	10	25	0	—	—	—	—	—
2019-20	Univ. of Minnesota-Duluth	NCHC	31	12	14	26	4	—	—	—	—	—

MARSHALL WARREN

Position: Defenseman **Shoots:** Left **Height:** 5-11 **Weight:** 163

Born: April 20, 2001; Laurel Hollow, New York

Acquired: Selected in the sixth round (166th overall) of the 2019 NHL Entry Draft.

2019-20: Led NCAA freshmen defensemen in plus/minus rating (plus-22) and ranked T-2nd in goals...Led team defensemen in goals, ranked second in scoring and shots on goal (48) and third in plus/minus rating...Tallied GWG vs. New Hampshire (3/6)...Recorded goal in first collegiate game vs. Wisconsin (10/11)...**2018-19:** Ranked second amongst team defensemen in shots on goal (102), T-2nd in goals and fourth in scoring...Served as an alternate captain for Team USA at the 2019 Under-18 World Championship...Tallied three assists in seven games to help United States win bronze medal...**2017-18:** Ranked second amongst team defensemen in goals and fourth in scoring...Won a gold medal team with Team USA at the 2017 World Under-17 Hockey Challenge.

SEASON	CLUB	LEAGUE	REGULAR SEASON					PLAYOFFS				
			GP	G	A	PTS	PIM	GP	G	A	PTS	PIM
2017-18	U.S. National U-17	USHL	34	5	13	18	18	8	2	3	5	6
2018-19	U.S. National U-18	USHL	26	4	9	13	10	—	—	—	—	—
2019-20	Boston College	H-East	34	6	5	11	22	—	—	—	—	—



YEAR	DRAFT (RD/PICK)	FREE AGENT (SIGNED)	TRADE/WAIVERS (TEAM, DATE)
2010		JARED SPURGEON (9/23)	
2011	JONAS BRODIN (1/10)		
2012	MATT DUMBA (1/7)	ZACH PARISE (7/4) RYAN SUTER (7/4)	
2013	CARSON SOUCY (5/137)		
2014	LOUIE BELPEDIO (3/80) KAPO KAHKONEN (4/109)		
2015	JOEL ERIKSSON EK (1/20) JORDAN GREENWAY (2/50) KIRILL KAPRIZOV (5/135)		
2016	BRANDON DUHAIME (4/106) DMITRY SOKOLOV (7/196)	ALEX STALOCK (7/1)	
2017	IVAN LODNIA (3/85) MASON SHAW (4/97) BRYCE MISLEY (4/116) ANDREI SVETLAKOV (6/178) NICK SWANEY (7/209)	KYLE RAU (7/1) DEREK BARIBEAU (9/18) BRENNAN MENELL (9/26)	MARCUS FOLIGNO (BUF, 6/30)
2018	FILIP JOHANSSON (1/24) JACK MCBAIN (3/63) ALEXANDER KHOVANOV (3/86) CONNOR DEWAR (3/92) SIMON JOHANSSON (5/148) DAMIEN GIROUX (5/155) SAM HENTGES (7/210)	MATT BARTKOWSKI (7/1) GREG PATERYN (7/1)	WILLIAM BITTEN (MTL, 10/3)
2019	MATTHEW BOLDY (1/12) VLADISLAV FIRSTOV (2/42) HUNTER JONES (2/59) ADAM BECKMAN (3/75) MATVEY GUSKOV (5/149) MARSHALL WARREN (6/166) NIKITA NESTERENKO (6/172) FILIP LINDBERG (7/197)	MAT ROBSON (3/18) NICO STURM (4/1) GERALD MAYHEW (5/10) MATS ZUCCARELLO (7/1) GABRIEL DUMONT (7/1) LUKE JOHNSON (7/1)	VICTOR RASK (CAR, 1/17) BRAD HUNT (VGK, 1/21) KEVIN FIALA (NSH, 2/25) FEDOR GORDEEV (TOR, 5/30)
2020	MARCO ROSSI (1/9) MARAT KHUSNUTDINOV (2/37) RYAN O'ROURKE (2/39) DAEMON HUNT (3/65) PAVEL NOVAK (5/146)	MITCHELL CHAFFEE (3/24) CAM TALBOT (10/9) JOSEPH CRAMAROSSA (10/9) DAKOTA MERMIS (10/9) IAN MCCOSHEN (10/19) ANDREW HAMMOND (12/16)	CALEN ADDISON (PIT, 2/10) NICK BJUGSTAD (9/11) NICK BONINO (10/7)



PRIMARY DEVELOPMENT AFFILIATE AMERICAN HOCKEY LEAGUE

Address: Iowa Events Center • C/O Iowa Wild • 730 Third Street • Des Moines, IA 50309
Phone: (515) 564-8700

Website: iowawild.com Twitter: @IAWild

Home Rink: Wells Fargo Arena

Team Colors: Forest Green, Iowa Wheat, Harvest Gold and Iron Range Red

2019-2020 Record: 37-18-4 = 82 points

Affiliation: Became Minnesota's primary developmental affiliate on April 22, 2013.

CLUB DIRECTORY

Owner	Minnesota Sports & Entertainment (MSE)
General Manager	Tom Kurvers
President	Todd Frederickson
Head Coach	Tim Army
Assistant Coach	Alex Tanguay
Head Athletic Trainer	Masa Takaiwa
Head Equipment Manager	Rich Krouse
Senior Director, Broadcasting & Team Services	Joe O'Donnell





ALLEN AMERICANS

ECHL DEVELOPMENT AFFILIATE

Address: 200 E. Stacy Road • Allen, TX 75002

Phone: (972) 912-1000

Website: allenamericans.com Twitter: @AllenAmericans

Home Rink (capacity): Allen Event Center (8,100)

Team Colors: Red, Blue, Silver

Championships: Ray Miron President's Cup (CHL, 2013, 2014); Kelly Cup (ECHL, 2015, 2016)

Affiliation: Announced affiliate with Minnesota Wild and Iowa Wild on July 21, 2018.



CLUB DIRECTORY

Owner	Jack D. Gulati
President and Alt. Governor	Michael Waddell
General Manager & Head Coach	Steve Martinson
Assistant Coach	Jason Deitsch
Assistant Coach	Chris Meriney
Director, Sports Performance	Jordan Dutton
Equipment Manager	Tim Abbott
Vice President, Broadcasting & Communications	Tommy Daniels

ALLEN AMERICANS 2020-21 SCHEDULE

DECEMBER

12/12/20	7:05 PM	@ Tulsa
12/18/20	7:05 PM	Rapid City
12/19/20	7:05 PM	Rapid City
12/26/20	7:05 PM	Tulsa
12/27/20	7:05 PM	Tulsa
12/31/20	6:05 PM	Wichita

JANUARY

1/01/21	7:05 PM	@ Wichita
1/02/21	7:05 PM	@ Wichita
1/06/21	8:05 PM	@ Rapid City
1/08/21	8:05 PM	@ Rapid City
1/09/21	7:05 PM	@ Rapid City
1/15/21	7:05 PM	Wichita
1/16/21	7:05 PM	Wichita
1/17/21	2:05 PM	Wichita
1/23/21	7:05 PM	@ Kansas City
1/24/21	7:05 PM	@ Tulsa
1/29/21	8:05 PM	@ Utah
1/30/21	8:05 PM	@ Utah
1/31/21	8:05 PM	@ Utah

FEBRUARY

2/03/21	7:05 PM	Tulsa
2/05/21	7:05 PM	Tulsa
2/06/21	7:05 PM	@ Tulsa
2/09/21	7:05 PM	Utah

All times central. Dates and times subject to change.

=2020-2021=

TEAM HISTORY





2019-20 SEASON NOTES

GOALS, GOALS, GOALS

- The Wild outscored its opponents, 44-33, including a Minnesota shootout goal in the last 11 games. The Wild ranked second in the NHL in goals scored since Feb. 19.
- The Wild totaled 17 goals in three contests (Feb. 25-28), tying the franchise record for most goals scored in a three-game span, last April 7-11, 2009.
- Minnesota recorded seven-plus goals four times— the most in a single season in franchise history. The Wild was one of six NHL teams to register four-or-more seven-plus goal games this season: PIT (7), TBL (6), COL (4), EDM (4), MIN (4), VAN (4)
- Minnesota recorded 14 power-play goals in its final 18 games and ranked second in the NHL in PPG since Feb. 4.

HOME SWEET HOME

- The Wild totaled three-plus goals in 26 of its 35 home games, including a shootout goal.
- Minnesota played a franchise record nine home games in February – the most home games in a month in team history.
- The Wild played 18 of its 25 games from Dec. 28-Feb. 29 at Xcel Energy Center – the second-most home games played in the NHL in that timeframe (OTT – 19 home games).
- Minnesota recorded a 12-game home point streak from Oct. 20-Dec. 14 (9-0-3), the second-longest home point streak in team history. It was the third-longest home point streak in the NHL (BOS, 17 games; NYI, 13 games).

ON THE ROAD

- The Wild went 7-1-0 in its last eight road contests, outscoring its opponents, 35-22 (including a Wild shootout goal).
- Minnesota recorded a six-game road win streak, Feb. 7-March 5, tied for the third-longest in the NHL. The streak was the fourth-longest in franchise history.
- Minnesota went 15-8-2 in its last 25 road games, scoring three-or-more goals in 20 of those 25 contests. Minnesota totaled 96 goals in that span and led the NHL in road goals/game (3.84) since Nov. 5 (includes one Wild shootout goal).
- The Wild set a franchise record for most points in a road game with 23 (8-15-23) on Dec. 19 at ARI.
- Per NHL Stats, the Wild became the second team in NHL history to play 20 of its first 30 games on the road to start the season (Oct. 3-Dec. 7), joining the Chicago Blackhawks (2005-06).

POSITIVE IMPACT

- **Jonas Brodin** set career highs in assists and points. He led the Wild in blocked shots, ranks second in plus/minus rating and fourth in assists.
- He tallied 20 points (1-19=20) and a plus-16 rating in the last 42 games, ranking T-5th amongst NHL defensemen in plus/minus rating since Dec. 3.
- The blueliner recorded a season-high and tied his career-best with a plus-4 rating Feb. 27 at DET.
- Brodin recorded a three-game point streak three times: Dec. 3-7 (4a); Nov. 14-19 (1-2=3); Feb. 25-28 (0-3=3).
- He registered two at TB (12/5), including his 100th career helper. He became the sixth defenseman in Wild history to reach 100 assists, second this season (Dumba).
- The Karlstad, Sweden native skated in his 500th career game vs. STL (11/2) to become the fourth defenseman in Wild history to reach the milestone.

FA-LA-LA FIALA

- **Kevin Fiala** led the Wild in scoring, shots and multi-point games (14), ranked T-1st in PPP (18) and second in goals, assists and PPG.
- He set career highs in assists, points, PPG, PPP and PIM.
- Fiala recorded 14 points (7-7=14) in the last eight contests, including four PPG, three GWG and 35 shots on goal. He led the NHL in GWG, ranked T-2nd in scoring and PPG, T-3rd in goals and seventh in shots on goal since Feb. 25.
- He tallied 11 points (5-6=11) during a career-high, six-game assist streak (2/25-3/3), the longest assist streak by a Wild player this season.
- Fiala set a career-high, five-game multi-point streak (Feb. 25-March 3) to become the first player in franchise history to record multiple points in five straight games. Per NHL Stats, he was one of three players to record a five-game, multi-point streak this season (Leon Draisaitl and Nikita Kucherov).
- The Swiss native's goal on March 1 marked his 20th goal of the season to become the third Switzerland-born player in NHL history to record multiple 20-plus goal seasons (Timo Meier, Nino Niederreiter).
- He totaled 19 points (10-9=19), including seven multi-point contests, during the month of February. Per NHL Stats, only two players collected more points in a single month in franchise history: Eric Staal (13-8=21) in Feb. 2018 and Brian Rolston (8-13=21) in Dec. 2005.

EASY PARISE

- **Zach Parise** tallied nine points (4-5=9) in the last seven games, including a four-game goal streak (Feb. 28-March 5) and a five-game point streak (Feb. 17-March 5).
- He recorded 20 points (11-9=20) in the last 24 games, including seven power-play goals. He posted a career-high, four-game PPG streak (Jan. 14-20).
- Parise ranked T-3rd in the NHL with seven PPG since Jan. 14.
- He recorded his 400th career assist on Feb. 11 to become the 34th active NHL player and eighth Minnesota-born player to reach the milestone.
- Parise skated in his 1,000th NHL game at DAL (2/7) to become the 347th player (344th skater) in NHL history to reach the 1,000-game milestone and the eighth Minnesota-born player to reach the milestone.
- His goal vs. VAN (2/6) was his 20th of the season – marking the fifth time (10th NHL) he's registered 20-plus goals with the Wild, tying Marian Gaborik for the most 20-plus goals seasons in franchise history.
- His PPG at NJ (11/26) was his 61st career with the Wild – the most in team history.
- The winger scored a goal at NYR (11/25), his 348th career point in a Wild sweater, moving him into sole possession of third place for most points in franchise history, surpassing Pierre-Marc Bouchard.
- His second goal at BUF (11/19) marked his 34th career GWG with the Wild, the second-most in franchise history.

DR. SOUCE

- **Carson Soucy** led the team in plus/minus rating and ranked fifth in hits.
- He set a franchise record for plus/minus rating by a rookie. His goal and point total ranked fourth in team history by a rookie defenseman.
- Soucy ranked T-4th amongst NHL rookies in plus/minus rating.
- He notched a shorthanded goal vs. PHI (12/14) to become the fourth rookie and sixth defenseman in franchise history to record a SHG.

2019-20 SEASON NOTES



SURGING SPURGEON

- **Jared Spurgeon** led NHL defensemen in goals (9) and ranked T-1st in PPG (3) and PPP (9) since Jan. 16.
- He notched seven points (5-2=7) in the last 10 games and 15 points (9-6=15) in the last 23 games.
- Spurgeon registered his first career hat trick Feb. 21 in his hometown of Edmonton, Alberta, including his second GWG of the season.
- Per NHL Stats, Spurgeon became the 12th different blueliner in NHL history to score a natural hat trick in either the regular season or Stanley Cup Playoffs.
- He joined Ryan Suter (1/4/14) as the only two defensemen in franchise history to record a hat trick.
- Spurgeon scored a goal in back-to-back games twice: Jan. 18-20; Feb. 9-11 – tying his career-best, two-game goal streak for the sixth and seventh time respectively.
- He recorded a PPG vs. FLA (1/20) to move into sole possession of first place for most PPG by a Wild defenseman, surpassing Brent Burns.
- His goal scored on Jan. 18 was his first game-winning goal of the season and his 14th career. He is the all-time leader in GWG amongst team defensemen.

STALOCK FOR THE SAVE

- **Alex Stalock** set career highs in games played, starts, wins and shutouts and ranked T-5th in the NHL in shutouts.
- Stalock went 9-3-1 with a 2.22 GAA, a .924 SV% and two shutouts in his final 13 starts.
- He went 11-4-1 with a 2.25 GAA, a .920 SV% and three shutouts in his last 16 games, ranking T-1st in the NHL in shutouts and T-2nd in wins since Jan. 16.
- Stalock made seven straight starts from Feb. 25 to March 7, tying his career high.
- He made a season-high 40 saves at SJ (3/5) to become the fifth goaltender in Wild history to reach 20-plus wins in a season.
- The Minnesota native recorded a career-best, four-game win streak from Feb. 21-28.
- He tallied an assist Jan. 9, his fourth career and third in a Wild sweater. His three assists are the fourth-most by a goaltender in franchise history.
- The goalie started his 100th career game Dec. 1 to become the seventh Minnesota-born goalie to reach 100 career NHL starts.

SUTE UP

- **Ryan Suter** tallied 39 points (6-33=39) in the last 49 games, including nine multi-point contests. He ranked T-2nd amongst NHL defensemen in assists and T-3rd in scoring since Nov. 19.
- He reached the 40 assist mark for the third straight season and fourth overall (all with the Wild). Suter is the only Wild defenseman to tally 40-plus assists in a season and the second player to do so in four-or-more campaigns (Koivu, five).
- Suter led the Wild in assists (T-5th amongst NHL blueliners) and TOI/gm (T-9th in NHL), ranked T-1st in PPP (T-11th amongst NHL defensemen) and second in scoring (T-8th amongst NHL defensemen).
- He is the sole Wild defenseman to register 40-plus points in three-or-more seasons. Per NHL Stats, Suter is one of seven NHL defensemen to record 40-plus points in each of the last five seasons: Brent Burns, Victor Hedman, Roman Josi, Erik Karlsson, Torey Krug and Keith Yandle.
- He recorded a power-play assist vs. WPG (1/4) to take sole possession of second place in team history. Suter tallied his 100th PPA in a Wild sweater at BUF (11/19) to become the first defenseman in team history to record 100 PPA.

- Suter registered three assists at CHI (12/15) to tie his career high for the seventh time. The three assists also tie the Wild record for most assists by a defenseman in a single game – a feat Ryan has accomplished five times, the most by any Wild blueliner.
- He skated in his 1,100th career game vs. DAL (12/1) to become the 195th player (194th skater) in NHL history to reach 1,100 games. He also became the 64th defenseman in League history to reach the milestone.
- The blueliner tallied a career-best plus-5 rating vs. OTT (11/29). The plus-5 rating tied the franchise record for highest plus/minus rating in a single game.
- Suter notched two points (1-1=2) at COL (10/5) for his 100th career multi-point game. Per NHL Stats, he became the ninth active NHL defenseman to record 100-plus multi-point games.

THE KIDS ARE ALRIGHT

- **Joel Eriksson Ek** recorded eight points (4-4=8) in the last 16 games, including his first career multi-goal game (Feb. 7) and ranked T-2nd in the NHL in GWG (3) since Feb. 7.
 - He scored his first career PPG vs. VGK (2/11).
 - Eriksson Ek has set career highs in goals, GWG, assists and points. He ranked T-2nd on the Wild in GWG and fourth in hits.
 - The Karlstad, Sweden native, tied his career-high, three-game point streak twice this season, including his first career assist streak: Nov. 2-7; Dec. 23-29.
- **Jordan Greenway** set career highs in assists, points, PIM, hits, blocked shots and takeaways.
 - He tallied nine points (2-7=9) in the last 16 games.
 - Greenway recorded a career-high four takeaways at SJ (3/5). He led the team in takeaways (41) and ranked third in PIM and hits (95).

NHL DEBUTS

- **Gerald Mayhew** scored in his NHL debut at TOR (10/15).
- He became the eighth player to score a goal in his NHL debut with the Wild and ninth oldest player to make his NHL debut in team history (26 years, 287 days).
- **Brennan Menell** made his NHL debut vs. ANA (12/10) and was a plus-2 in 10:23 of TOI.

OFFENSE BY DEFENSE

- Minnesota ranked fourth in the NHL in goals (43) and points (168) and T-4th in PPG (9) scored by defensemen. The Wild ranked T-2nd in percentage of points (28.8%) and fourth in percentage of goals (19.7%) scored by defensemen.

SHUTOUT LEADERS

- Minnesota ranked T-4th in the NHL with six shutouts.



2019-20 GAME-BY-GAME

GAME	DATE	OPPONENT	RESULT	W	L	OT	RECORD	PTS	DIVISION/ CONF. RANK	WILD GOALS (BY #)	WILD GOALTENDERS	ATT.
1	10/3	@ NSH	2-5	L			0-1-0	0	t-4th/t-7th	16p,24	Dubnyk	*17,455
2	10/5	@ Col	2-4	L			0-2-0	0	t-5th/t-9th	20,11p	Dubnyk	17,090
3	10/10	@ WPG	2-5	L			0-3-0	0	t-6th/t-14th	38,77	Dubnyk	*15,325
4	10/12	PIT	4-7	L			0-4-0	0	7th/15th	16p,46,77,19	DUBNYK/Stalock	*19,157
5	10/14	@ OTT	2-0	W			1-4-0	2	6th/14th	49,11	Stalock	11,500
6	10/15	@ TOR	2-4	L			1-5-0	2	7th/15th	19,26	Dubnyk	*19,149
7	10/17	@ MTL	0-4	L			1-6-0	2	7th/15th		Stalock	20,419
8	10/20	MTL	4-3	W			2-6-0	4	7th/15th	16p,17,77p,11	Dubnyk	17,344
9	10/22	EDM	3-0	W			3-6-0	6	t-6th/t-14th	12,12,77p	DUBNYK/Stalock	17,189
10	10/24	@ NSH	0-4	L			3-7-0	6	t-6th/t-14th		Stalock	*17,386
11	10/26	LA	1-5	W			4-7-0	8	6th/t-13th	26,12,14,9,46	Stalock	17,444
12	10/29	@ DAL	3-6	L			4-8-0	8	t-6th/t-13th	16,12p,20p	Stalock	17,756
13	10/30	@ STL	1-2	L			4-9-0	8	t-6th/t-13th	36	Dubnyk	*18,096
14	11/2	STL	3-4	L	OT		4-9-1	9	t-6th/t-13th	17,22,36p	Dubnyk	*18,208
15	11/5	@ ANA	4-2	W			5-9-1	11	t-6th/t-12th	22,36,12,11	Stalock	15,526
16	11/7	@ SJ	5-6	L			5-10-1	11	7th/t-14th	19,12,77,6,16	Stalock/DUBNYK	15,764
17	11/9	@ ARI	4-3	W			6-10-1	13	7th/14th	9p,22,24,38	Dubnyk	14,428
18	11/12	@ LA	1-3	L			6-11-1	13	7th/t-14th	24	Dubnyk	16,099
19	11/14	ARI	3-2	W			7-11-1	15	7th/t-14th	22,11p,18	Dubnyk	17,079
20	11/16	CAR	3-4	L	OT		7-11-2	16	7th/15th	19,11s,21	Dubnyk	17,101
21	11/19	@ BUF	4-1	W			8-11-2	18	7th/14th	11,11p,25,16	Stalock	15,522
22	11/21	COL	3-2	W			9-11-2	20	7th/14th	36p,18,16	Stalock	17,574
23	11/23	@ BOS	4-5	L	OT		9-11-3	21	7th/14th	16p,49,12p,22	Stalock	*17,850
24	11/25	@ NYR	2-3	L	OT		9-11-4	22	7th/14th	11,6	Stalock	*18,006
25	11/26	@ NJ	3-2	W			10-11-4	24	7th/14th	11p,18,20	Kahkonen	14,627
26	11/29	OTT	7-2	W			11-11-4	26	6th/t-12th	6,46,11,19,38,12p,16	Stalock	17,112
27	12/1	DAL	3-2	W	SO		12-11-4	28	t-5th/t-11th	22p,11p	Stalock	17,096
28	12/3	@ FLA	4-2	W			13-11-4	30	5th/t-10th	16,36,21,19	Kahkonen	10,167
29	12/5	@ TB	5-4	W			14-11-4	32	5th/t-8th	14,16,21,49,36	Stalock	*19,092
30	12/7	@ CAR	2-6	L			14-12-4	32	5th/t-10th	6,36	Stalock	*18,680
31	12/10	ANA	2-3	L	SO		14-12-5	33	5th/t-10th	38,6	Kahkonen	17,154
32	12/12	EDM	6-5	W			15-12-5	35	5th/10th	18,16,17,6,12,19	Kahkonen	17,271
33	12/14	PHI	4-1	W			16-12-5	37	5th/9th	11,12,12,21s	Stalock	17,140
34	12/15	@ CHI	3-5	L			16-13-5	37	5th/9th	12p,22,22	Kahkonen	*21,513
35	12/17	@ VGK	2-3	L			16-14-5	37	t-5th/t-9th	36,11	Stalock	*18,220
36	12/19	@ ARI	8-5	W			17-14-5	39	5th/9th	6,17,38,12,77,36,20,19	Dubnyk	15,582
37	12/21	WPG	0-6	L			17-15-5	39	6th/11th		STALOCK/Dubnyk	17,319
38	12/23	CGY	3-0	W			18-15-5	41	6th/11th	14,19,12	Dubnyk	17,596
39	12/27	@ COL	6-4	W			19-15-5	43	5th/9th	21,12,77p,36,49,20	Dubnyk	*18,146
40	12/29	NYI	1-3	L			19-16-5	43	5th/10th	6	Dubnyk	17,506
41	12/31	TOR	1-4	L			19-17-5	43	5th/10th	20p	Dubnyk	*18,164
42	1/4	WPG	3-2	W	OT		20-17-5	45	5th/10th	17,19,12p	Dubnyk	17,271
43	1/5	CGY	4-5	L	SO		20-17-6	46	5th/10th	22p,17,17,18	Stalock	17,204
44	1/9	@ CGY	1-2	L			20-18-6	46	6th/11th	36	Stalock	18,634
45	1/12	VAN	1-4	L			20-19-6	46	t-6th/t-11th	17	Dubnyk	17,348
46	1/14	@ PIT	3-7	L			20-20-6	46	7th/t-12th	11,17,11p	Dubnyk	*18,545
47	1/16	TB	3-2	W			21-20-6	48	7th/12th	11p,14,20	Stalock	17,305
48	1/18	DAL	7-0	W			22-20-6	50	7th/12th	46,21,16p,6,36,11p,38p	Stalock	*18,219
49	1/20	FLA	4-5	L			22-21-6	50	7th/12th	46p,19s,11p,19	Stalock	17,255
50	1/22	DET	4-2	W			23-21-6	52	6th/11th	18,36,16,12	Dubnyk	17,212
51	2/1	BOS	1-6	L			23-22-6	52	7th/12th	36	Dubnyk	*18,009
52	2/4	CHI	3-2	W	OT		24-22-6	54	7th/12th	22,22p,24	Stalock	17,341
53	2/6	VAN	4-2	W			25-22-6	56	7th/12th	77,38,22p,11p	Stalock	17,191
54	2/7	@ DAL	3-2	W			26-22-6	58	t-6th/t-11th	14,6,14	Dubnyk	*18,532
55	2/9	COL	2-3	L			26-23-6	58	t-6th/t-11th	46p,22p	Dubnyk	17,444
56	2/11	VGK	4-0	W			27-23-6	60	5th/10th	14p,46p,22,11p	Stalock	17,112
57	2/13	NYR	3-4	L	SO		27-23-7	61	t-5th/t-10th	6,25,18	Stalock	17,413
58	2/15	SJ	0-2	L			27-24-7	61	6th/11th		Stalock	*18,611
59	2/19	@ VAN	4-3	W	SO		28-24-7	63	6th/11th	22,19,27	Dubnyk	*18,871
60	2/21	@ EDM	5-3	W			29-24-7	65	6th/11th	22,21,46,46,46	Stalock	17,055
61	2/23	STL	1-4	L			29-25-7	65	6th/11th	17	Dubnyk	17,266
62	2/25	CBJ	5-4	W			30-25-7	67	6th/11th	12,6,9,9,22	Stalock	17,057
63	2/27	@ DET	7-1	W			31-25-7	69	6th/11th	38,6,24,24p,18,22,12	Stalock	17,663
64	2/28	@ CBJ	5-0	W			32-25-7	71	6th/10th	14,46,38,11,22p	Stalock	*18,955
65	3/1	WSH	3-4	L			32-26-7	71	6th/11th	6,22p,11p	Stalock	17,388
66	3/3	NSH	3-1	W			33-26-7	73	5th/9th	19,22,11	Stalock	17,242
67	3/5	@ SJ	3-2	W			34-26-7	75	4th/7th	20,27,11	Stalock	14,517
68	3/7	@ LA	3-7	L			34-27-7	75	4th/7th	17,46,19	Stalock	16,082
69	3/8	@ ANA	5-4	W	OT		35-27-7	77	4th/7th	36,22p,49,27,22p	Dubnyk	15,958
70	3/12	VGK								GAME CANCELLED DUE TO COVID-19		
71	3/14	@ PHI								GAME CANCELLED DUE TO COVID-19		
72	3/15	NSH								GAME CANCELLED DUE TO COVID-19		
73	3/17	CHI								GAME CANCELLED DUE TO COVID-19		
74	3/19	@ CHI								GAME CANCELLED DUE TO COVID-19		
75	3/20	@ WPG								GAME CANCELLED DUE TO COVID-19		
76	3/23	COL								GAME CANCELLED DUE TO COVID-19		
77	3/26	NJ								GAME CANCELLED DUE TO COVID-19		
78	3/28	BUF								GAME CANCELLED DUE TO COVID-19		
79	3/29	@ STL								GAME CANCELLED DUE TO COVID-19		
80	3/31	@ NYI								GAME CANCELLED DUE TO COVID-19		
81	4/2	@ WSH								GAME CANCELLED DUE TO COVID-19		
82	4/4	@ NSH								GAME CANCELLED DUE TO COVID-19		

ALL CAPS indicates decision, * indicates sell out, p-power-play goal, s-short-handed goal, ps-penalty shot

2019-20 STAT BREAKDOWN



Overall Record	35-27-7
Home Record	19-11-5
Road Record	16-16-2
Scoring First	23-7-4
Opponent Scoring First	12-20-3
Leading After First Period	19-5-3
Trailing After First Period	7-15-4
Tied After First Period	9-7-0
Leading After Second Period	21-3-4
Trailing After Second Period	2-20-1
Tied After Second Period	12-4-2
Outshooting Opponent	17-9-1
Outshot By Opponent	15-16-6
Even Shots	3-2-0

Overtime Record - 2019-20	3-4
Overtime Record - Franchise	67-55-80
Shootout Record - 2019-20	2-3
Shootout Record - Franchise	70-69
vs. WESTERN CONFERENCE	22-17-3
vs. Central	8-10-1
vs. Pacific	14-7-2
vs. EASTERN CONFERENCE	13-10-4
vs. Atlantic	9-5-1
vs. Metropolitan	4-5-3

SEASON CATEGORY LEADERS				
GAMES PLAYED	Five Players	69	TIME ON ICE	Ryan Suter 1,700:09
POINTS	Kevin Fiala	54	TOI/GAME	Ryan Suter 24:38
GOALS	Zach Parise	25	FACEOFF WIN %	Mikko Koivu 53.1
ASSISTS	Ryan Suter	40	GAMES (GOALIE)	Alex Stalock 38
POWER-PLAY GOALS	Zach Parise	12	MINUTES (GOALIE)	Alex Stalock 2,177:21
SHORT-HANDED GOALS	Three Players	1	WINS	Alex Stalock 20
GAME-WINNING GOALS	Eric Staal	5	LOSSES	Devan Dubnyk 15
EVEN-STRENGTH GOALS	Four Players	14	WINNING PERCENTAGE	Alex Stalock 0.629
SHOOTOUT GOALS	Ryan Donato	2	OVERTIME LOSSES	Alex Stalock 4
3+ GOAL GAMES	Jared Spurgeon	1	GOALS-AGAINST AVG.	Alex Stalock 2.67
SHOTS ON GOAL	Kevin Fiala	175	SAVE PERCENTAGE	Alex Stalock 0.910
PENALTY MINUTES	Ryan Hartman	69	SHUTOUTS	Alex Stalock 4
PLUS/MINUS	Carson Soucy	+16	GOALS ALLOWED	Alex Stalock 97



2019-20 STAT BREAKDOWN

GOALS BY PERIOD

PERIOD	WILD	OPP.
1	61	61
2	85	70
3	69	82
OT	3	4
Total	218	217
Avg.	3.2	3.1

SHOTS BY PERIOD

PERIOD	WILD	OPP.
1	721	670
2	698	735
3	630	699
OT	28	11
Total	2077	2115
Avg.	30.1	39.7

GOAL PRODUCTION

GOALS	WILD	OPP.
0	0-4-0	6-0-0
1	0-8-0	5-0-0
2	1-7-2	14-3-0
3	12-5-3	4-4-2
4	10-2-2	4-8-3
5	6-1-0	2-4-2
6	2-0-0	0-5-0
7	3-0-0	0-3-0
8	1-0-0	0-0-0

PENALTIES

	PIM	PIM/G
Home	286	8:10
Away	274	8:04
TOTAL	560	8:07

MARGIN OF VICTORY

GOALS	TOTAL	HOME	AWAY
1G	16-7-7	9-3-5	7-4-2
2G	8-6	3-2	5-4
3G+	11-14	7-6	4-8

POWER PLAY

	G	ATT	PCT	NHL RANK
Home	29	114	25.4	7th
Away	17	102	16.7	21st
OVERALL	46	216	21.3	T-10th

6 SHORT-HANDED GOALS ALLOWED (T-14th in NHL)

PENALTY KILL

	GA	ATT	PCT	NHL RANK
Home	25	100	75.0	29th
Away	22	106	79.2	15th
OVERALL	47	206	77.2	25th

3 SHORT-HANDED GOAL SCORED (T-29th in NHL)

GOAL SITUATION

	WILD	OPP.
6-on-5	1	11
6-on-4	0	1
6-on-3	0	0
5-on-5	156	140
5-on-4	43	5
5-on-3	1	0
4-on-4	2	3
4-on-3	3	0
3-on-3	1	4
3-on-4	0	1
3-on-5	0	3
3-on-6	0	0
4-on-5	3	40
4-on-6	1	3
5-on-6	7	6
Empty Net	9	12
Pen. Shot	0	0
TOTAL	218	217

2019-20 STAT BREAKDOWN



2019-20 10-GAME COMPARISONS

GAME	RECORD	GF-GA	POWER PLAY	PENALTY KILL	SF-SA
1-10	3-7-0	21-36	6-35 (17.1%)	25-32 (78.1%)	298-303
11-20	4-4-2	32-33	5-27 (18.5%)	26-29 (89.7%)	281-312
21-30	7-1-2	37-29	8-37 (21.6%)	19-28 (67.9%)	285-345
31-40	5-4-1	35-35	3-27 (11.1%)	19-25 (76%)	287-305
41-50	4-5-1	31-33	10-30 (33.3%)	21-33 (63.6%)	322-282
51-60	6-3-1	29-27	8-30 (26.7%)	25-32 (78.1%)	321-293
61-70	6-3-0	35-27	6-30 (20.0%)	24-27 (88.9%)	283-275
71-82	REGULAR SEASON CANCELLED DUE TO COVID-19				

2019-20 MONTHLY COMPARISONS

MONTH	RECORD	GF-GA	POWER PLAY	PENALTY KILL	SF-SA
October	4-9-0	30-45	8-45 (17.8%)	34-42 (81.0%)	383-397
November	7-2-4	46-39	9-44 (20.5%)	28-34 (82.4%)	381-415
December	8-6-1	50-53	6-40 (15.0%)	29-41 (70.7%)	414-482
January	4-4-1	30-29	9-27 (33.3%)	19-30 (63.3%)	295-253
February	9-4-1	47-36	10-42 (23.8%)	34-41 (82.9%)	446-397
March	3-2-0	17-18	4-18 (22.2%)	15-19 (83.3%)	158-171
April	REGULAR SEASON CANCELLED DUE TO COVID-19				

POWER-PLAY SCORING

PLAYER	G	A	PTS	PP TOI/GM
Kevin Fiala	9	9	18	2:23
Zach Parise	12	6	18	2:46
Ryan Suter	2	16	18	2:54
Eric Staal	5	9	14	2:42
Jared Spurgeon	3	10	13	2:29
Brad Hunt	3	7	10	2:16
Matt Dumba	1	7	8	2:39
Mikko Koivu	1	6	7	1:38
Mats Zuccarello	3	4	7	2:27
Jordan Greenway	0	3	3	0:18
Ryan Donato	0	2	2	0:44
Luke Kunin	0	2	2	0:48
Jonas Brodin	0	1	1	0:23
Joel Eriksson Ek	1	0	1	0:04
Alex Galchenyuk	0	1	1	2:07
Ryan Hartman	1	0	1	0:05

SHORT-HANDED SCORING

PLAYER	G	A	PTS	SH TOI/GM
Jonas Brodin	0	2	2	2:03
Matt Dumba	0	1	1	1:06
Joel Eriksson Ek	0	1	1	1:59
Mikko Koivu	0	1	1	1:39
Luke Kunin	1	0	1	1:23
Zach Parise	1	0	1	0:54
Carson Soucy	1	0	1	1:09

MULTI-POINT GAMES

PLAYER	2PT	3PT	TOTAL	TEAM RECORD
Kevin Fiala	12	2	14	13-1-0
Ryan Suter	10	1	11	6-3-2
Zach Parise	8	1	9	8-1-0
Eric Staal	6	3	9	7-2-0
Mats Zuccarello	6	2	8	6-1-1
Jared Spurgeon	3	3	6	4-2-0
Luke Kunin	5		5	3-2-0
Jonas Brodin	4		4	3-0-1
Matt Dumba	3	1	4	4-0-0
Marcus Foligno	3	1	4	2-1-1
Jordan Greenway	4		4	3-0-1
Ryan Hartman	4		4	4-0-0
Ryan Donato	3		3	3-0-0
Brad Hunt	3		3	2-1-0
Mikko Koivu	3		3	3-0-0
Joel Eriksson Ek	2		2	1-1-0
Alex Galchenyuk	2		2	2-0-0
Carson Soucy	2		2	2-0-0



2019-20 FINAL STATS

#	POS	PLAYER	GP	TOI/G	G	A	PTS	+/-	PIM	PP	SH	GW	SOG	SH%
22	LW	KEVIN FIALA	64	15:24	23	31	54	-1	42	9	0	4	175	13.1
20	D	RYAN SUTER	69	24:38	8	40	48	-6	12	2	0	2	111	7.2
12	C	ERIC STAAL	66	17:08	19	28	47	-9	28	5	0	5	113	16.8
11	LW	ZACH PARISE	69	17:11	25	21	46	-11	8	12	1	4	155	16.1
36	RW	MATS ZUCCARELLO	65	15:56	15	22	37	-9	18	3	0	2	96	15.6
46	D	JARED SPURGEON	62	22:34	12	20	32	-1	18	3	0	2	112	10.7
19	C	LUKE KUNIN	63	15:27	15	16	31	-10	55	0	1	1	128	11.7
14	C	JOEL ERIKSSON EK	62	15:43	8	21	29	7	22	1	0	4	102	7.8
25	D	JONAS BRODIN	69	21:33	2	26	28	15	24	0	0	0	103	1.9
18	LW	JORDAN GREENWAY	67	14:09	8	20	28	2	54	0	0	1	93	8.6
17	LW	MARCUS FOLIGNO	59	14:35	11	14	25	8	30	0	0	0	86	12.8
24	D	MATT DUMBA	69	22:29	6	18	24	-7	41	1	0	1	167	3.6
6	C	RYAN DONATO	62	10:38	14	9	23	5	12	0	0	1	95	14.7
9	C	MIKKO KOIVU	55	15:34	4	17	21	2	28	1	0	0	74	5.4
38	RW	RYAN HARTMAN	69	12:15	9	11	20	4	69	1	0	1	114	7.9
77	D	BRAD HUNT	59	15:08	8	11	19	-7	6	3	0	0	106	7.6
*21	D	CARSON SOUCY	55	15:37	7	7	14	16	18	0	1	1	61	11.5
49	C	VICTOR RASK	43	10:28	5	8	13	7	6	0	0	2	38	13.2
27	C	ALEX GALCHENYUK	14	14:56	3	4	7	2	6	0	0	0	21	14.3
29	D	GREG PATERYN	20	15:28	0	3	3	1	6	0	0	0	22	0.0
*26	C	GERALD MAYHEW	13	11:32	2	0	2	4	2	0	0	0	16	12.5
*7	C	NICO STURM	6	11:53	0	2	2	2	0	0	0	0	2	0.0
28	C	GABRIEL DUMONT	3	11:30	0	0	0	-1	0	0	0	0	3	0.0
*41	C	LUKE JOHNSON	3	11:35	0	0	0	-3	0	0	0	0	1	0.0
*61	D	BRENNAN MENELL	5	13:59	0	0	0	1	2	0	0	0	4	0.0

#	GOALTENDER	GP	W	L	OT	SA	GA	GAA	SV	SV%	SO	PIM	MIN
32	ALEX STALOCK	38	20	11	4	1082	97	2.67	985	0.910	4	4	2177
40	DEVAN DUBNYK	30	12	15	2	849	93	3.35	756	0.890	1	2	1665
*31	KAAPU KAHKONEN	5	3	1	1	172	15	2.96	157	0.913	0	0	304

*Rookie

2019-20 HOME/ROAD SPLITS



#	PLAYER	GP	G	A	PTS	+/-	PIM	HOME	GP	G	A	PTS	+/-	PIM
25	JONAS BRODIN	35	1	16	17	6	10	34	1	10	11	9	9	14
24	MATT DUMBA	35	1	13	14	6	26	34	5	5	10	-13	15	
38	RYAN HARTMAN	35	4	5	9	4	36	34	5	6	11	0	33	
11	ZACH PARISE	35	13	9	22	-6	4	34	12	12	24	-5	4	
12	ERIC STAAL	35	11	16	27	-5	4	31	8	12	20	-4	24	
20	RYAN SUTER	35	2	19	21	-1	10	34	6	21	27	-5	2	
18	JORDAN GREENWAY	34	6	11	17	4	27	33	2	9	11	-2	27	
36	MATS ZUCCARELLO	34	5	6	11	-2	6	31	10	16	26	-7	12	
22	KEVIN FIALA	33	12	16	28	-1	20	31	11	15	26	0	22	
14	JOEL ERIKSSON EK	32	4	13	17	6	6	30	4	8	12	1	16	
19	LUKE KUNIN	32	9	9	18	-1	34	31	6	7	13	-9	21	
46	JARED SPURGEON	32	7	12	19	0	4	30	5	8	13	-1	14	
6	RYAN DONATO	31	8	6	14	5	12	31	6	3	9	0	0	
17	MARCUS FOLIGNO	31	8	6	14	2	22	28	3	8	11	6	8	
*21	CARSON SOUCY	29	3	4	7	6	8	26	4	3	7	10	10	
77	BRAD HUNT	27	4	4	8	-1	2	32	4	7	11	-6	4	
9	MIKKO KOIVU	27	3	9	12	4	16	28	1	8	9	-2	12	
49	VICTOR RASK	21	0	5	5	-1	2	22	5	3	8	8	4	
29	GREG PATERYN	13	0	1	1	-1	4	7	0	2	2	2	2	
27	ALEX GALCHENYUK	7	0	0	0	-1	2	7	3	4	7	3	4	
*26	GERALD MAYHEW	5	1	0	1	1	0	8	1	0	1	3	2	
*61	BRENNAN MENELL	3	0	0	0	1	2	2	0	0	0	0	0	
*7	NICO STURM	3	0	1	1	1	0	3	0	1	1	1	0	
28	GABRIEL DUMONT	2	0	0	0	-1	0	1	0	0	0	0	0	
*41	LUKE JOHNSON	1	0	0	0	-1	0	2	0	0	0	-2	0	

#	GOALTENDER	GP	W-L-OT	GAA	SV%	SO	HOME	GP	W-L-OT	GAA	SV%	SO
32	ALEX STALOCK	20	12-4-2	2.26	0.919	2	18	8-7-2	3.13	0.902	2	
40	DEVAN DUBNYK	16	6-7-2	3.13	0.891	1	14	6-8-0	3.58	0.890	0	
*31	KAAPU KAHKONEN	2	1-0-1	3.36	0.894	0	3	2-1-0	2.68	0.925	0	

*Rookie



2019-20 SEASON HIGHS & LOWS

2019-20 INJURY REPORT



TEAM	
Consecutive Games Won	5 – 11/26-12/5
Consecutive Games Earning a Point	11 – 11/14-12/5, 8-0-3
Consecutive Games Lost, Regulation	4 – 10/3-10/12
Consecutive Games Lost, Regulation and OT/SO	4 – 2x, 1/5-1/14 (0-3-1); 10/3-10/12 (0-4-0)
Most Goals For, Period	4 – 3x, 12/19 at ARI (2nd and 3rd); 11/29 vs. OTT (3rd)
Most Goals Against, Period	5 – 10/29 at DAL (3rd)
Most Goals For, Game	8 – 12/19 at ARI
Most Goals Against, Game	7 – 3x
Most Power-Play Goals For, Period	2 – 2x
Most Power-Play Goals For, Game	3 – 2x
Most Power-Play Goals Against, Period	3 – 2/1 vs. BOS (2nd)
Most Power-Play Goals Against, Game	3 – 2/1 vs. BOS
Most Power-Play Attempts For, Game	7 – 3x
Most Power-Play Attempts Against, Game	8 – 1/12 vs. VAN
Most Shots For, Period	20 – 11/14 vs. ARI (1st)
Most Shots For, Game	44 – 1/4 vs. WPG
Most Shots Against, Period	20 – 3/5 at SJ (3rd)
Most Shots Against, Game	46 – 12/3 at FLA
Most Shots For, Overtime	5 – 2/4 vs. CHI
Most Shots Against, Overtime	3 – 2/13 vs. NYR
Fewest Shots For, Period	1 – 12/10 vs. ANA (1st)
Fewest Shots For, Game	17 – 10/17 at MTL
Fewest Shots Against, Period	3 – 12/14 vs. PHI (2nd)
Fewest Shots Against, Game	18 – 12/14 vs. PHI
Most Penalty Minutes Both Teams, Game	47 – 11/7 at SJ
Most Penalty Minutes Wild, Game	30 – 11/7 at SJ
Fewest Penalty Minutes Both Teams, Game	2 – 12/23 vs. CGY
Fewest Penalty Minutes Wild, Game	2 – 2x

INDIVIDUAL	
Most Goals, Game	3 - Spurgeon, 2/21 at EDM
Most Assists, Game	3 - Suter, 12/15 at CHI
Most Points, Game	3 - 15x, Parise, 2/28 at CBJ; Fiala, 2/27 at DET; Dumba, 2/27 at DET; Spurgeon, 2/21 at EDM; Fiala, 2/11 vs. VGK; Zucker, 1/18 vs. DAL; Staal, Foligno and Zuccarello at ARI (12/19; Suter, 12/15 at CHI; Zuccarello, 12/5 at TB; Spurgeon, 11/29 vs. OTT; Staal, 11/7 at SJ; Staal, 10/22 vs. EDM; Spurgeon, 10/12 vs. PIT
Most Goals, Period	2 - 7x, Koivu, 2/25 vs. CBJ (2nd); Spurgeon, 2/21 at EDM (3rd); Fiala, 2/4 vs. CHI (2nd); Foligno, 1/5 vs. CGY (1st); Fiala, 12/15 at CHI (2nd); Parise, 11/19 at BUF (1st); Staal, 10/22 vs. EDM (1st)
Most Assists, Period	2 - 12x, Hartman, 2/25 vs. CBJ (2nd); Galchenyuk, 2/21 at EDM (2nd); Fiala 12/27 at COL (1st); Zuccarello, 12/19 at ARI (2nd); Staal and Parise, 12/19 at ARI (3rd); Suter, 12/15 at CHI (2nd); Zuccarello, 12/5 at TB (1st); Spurgeon, 11/29 vs. OTT (3rd); Suter, 11/23 at BOS (2nd); Staal, 11/7 at SJ (3rd); Greenway, 10/22 vs. EDM (1st)
Most Points, Period	3 - Staal, 10/22 vs. EDM (1st)
Most Shots, Game	8 - 2x, Fiala 12/1 vs. DAL; Fiala, 11/23 at BOS
Most Penalty Minutes, Game	17 - Hartman, 11/7 at SJ
Most Hits, Game	7 - 7x, Foligno at SJ, 3/5; Foligno at VAN, 2/19; Foligno vs. TOR, 12/31; Foligno, 12/19 at ARI; Dumba, 11/23 at BOS; Greenway, 11/12 at LA; Foligno, 10/5 at COL
Most Blocked Shots, Game	7 - 2x, Brodin, 2/21 at EDM; Spurgeon, 11/25 at NYR
Most PPG, Game	2 – Fiala, 3/8 at ANA
Most PPG, Season	12 - Parise
Most SHG, Season	1 - Parise and Soucy
Most GWG, Season	5 - Staal
Most Overtime Goals	1 - 3x, Dumba, Fiala and Staal
Consecutive Games with a Goal	5 - Fiala (5-6=11, 2/25-3/3)
Consecutive Games with an Assist	6 - Fiala (5-7=12, 2/25-3/5)
Consecutive Games with a Point	6 - 2x, Fiala (5-7=12), 2/25-3/5; Staal (4-5=9), 10/26-11/7
Most Saves, Game	44 - Kahkonen, 12/3 at FLA

PLAYER	INJURY	DATE OF INJURY	GAMES OUT	RETURN
CARSON SOUCY	UPPER BODY	2/21	9	8/12
LUKE KUNIN	UPPER BODY	2/21	5	3/3
CARSON SOUCY	ILLNESS	2/6	2	2/9
MIKKO KOIVU	ILLNESS	1/18	2	1/22
BRAD HUNT	ILLNESS	1/14	4	HEALTHY 1/22
JASON ZUCKER	FRACTURED RIGHT FIBULA	12/15	10	1/12
GREG PATERYN	LOWER BODY	12/4	14	ACTIVATED FROM IR 1/9
MIKKO KOIVU	LOWER BODY	12/3	12	12/31
JOEL ERIKSSON EK	UPPER BODY	12/14	4	12/23
JARED SPURGEON	UPPER BODY	12/3	7	12/19
MARCUS FOLIGNO	LOWER BODY	11/7	10	12/1
LUKE KUNIN	ILLNESS	11/9	1	11/12
DEVAN DUBNYK	UPPER BODY	10/22	2	10/29
JORDAN GREENWAY	UPPER BODY	10/24	2	10/29
KEVIN FIALA	LOWER BODY	10/20	3	10/29
JOEL ERIKSSON EK	LOWER BODY	10/17	3	10/26
VICTOR RASK	LOWER BODY	10/15	3	10/24
MATS ZUCCARELLO	LOWER BODY	10/12	4	10/22
GREG PATERYN	Core muscle repair surgery	10/1	27	Assigned to Iowa on conditioning assignment 12/2
TOTAL MAN GAMES LOST			124	



2019-20 TRANSACTIONS

THE LAST TIME...



OCTOBER

- 10/23/20 Signed C **Marco Rossi** to a three-year, entry-level contract
- 10/23/20 Re-signed D **Louie Belpedio** to a one-year, two-way contract
- 10/19/20 Signed D **Ian McCoshen** to a one-year, two-way contract
- 10/12/20 Re-signed G **Kaapo Kahkonen** to a two-year contract
- 10/10/20 Re-signed F **Jordan Greenway** to a two-year contract
- 10/9/20 Signed G **Cam Talbot** to a three-year contract
- 10/9/20 Signed F **Joseph Cramarossa** and D **Dakota Mermis** to one-year, two way contracts
- 10/8/20 Re-signed D **Matt Bartkowski** and C **Kyle Rau** to one-year, two-way contracts.
- 10/7/20 Selected C **Mats Khusnutdinov** (37th overall), D **Ryan O'Rourke** (39th overall), D **Daemon Hunt** (65th overall) and C **Pavel Novak** (146th overall) in the 2020 NHL Entry Draft.
- 10/7/20 Acquired draft pick No. 146 in the 2020 NHL Entry Draft from the St. Louis Blues in exchange for picks No. 163 and No. 194 in the 2020 NHL Entry Draft.
- 10/7/20 Acquired draft pick No. 65 in the 2020 NHL Entry Draft from the Detroit Red Wings in exchange for picks No. 70 and No. 132 in the 2020 NHL Entry Draft.
- 10/7/20 Acquired F **Nick Bonino** and picks No. 37 and 70 in the 2020 NHL Entry Draft from the Nashville Predators in exchange for F **Luke Kunin** and the 101st selection in the 2020 NHL Entry Draft.
- 10/6/20 Selected C **Marco Rossi** (9th overall) in the first round of the NHL Entry Draft
- 10/5/20 Re-signed D **Carson Soucy** to a three-year contract
- 10/5/20 Re-signed C **Nico Sturm** to a two-year contract
- 10/5/20 Acquired a third-round selection in the 2021 NHL Entry Draft from the San Jose Sharks in exchange for F **Ryan Donato**
- 10/5/20 Acquired a fifth-round selection in the 2022 NHL Entry Draft from the San Jose Sharks in exchange for G **Devan Dubnyk** and a seventh-round selection in the 2022 NHL Entry Draft

SEPTEMBER

- 9/30/20 Named **Michael Murray** Assistant to the General Manager
- 9/16/20 Acquired F **Marcus Johansson** from the Buffalo Sabres in exchange for C **Eric Staal**
- 9/15/20 Signed D **Jonas Brodin** to a seven-year contract extension
- 9/11/20 Acquired C **Nick Bjugstad** from the Pittsburgh Penguins in exchange for a conditional selection in the 2021 NHL Entry Draft

AUGUST

- 8/26/20 Named **Frederic Chabot** Goaltending Coach and **Brett McLean** Assistant Coach

JULY

- 7/13/20 Signed F **Kirill Kaprizov** to a two-year, entry-level contract starting with the 2019-20 season
- 7/13/20 Named **Dean Evason** full-time Head Coach
- 7/9/20 Named **Judd Brackett** Director of Amateur Scouting

MARCH

- 3/26/20 Signed G **Hunter Jones** to a three-year, entry-level contract
- 3/24/20 Signed F **Mitchell Chaffee** to a two-year, entry-level contract
- 3/23/20 Signed F **Adam Beckman** and F **Damien Giroux** to three-year, entry-level contracts
- 3/16/20 Reassigned D **Matt Bartkowski** to Iowa
- 3/10/20 Reassigned F **Gerald Mayhew** to Iowa

THE LAST TIME:	HOME	ROAD
Recorded a shutout	2/11/20, 4-0 vs. VGK (Stalock 26 saves)	2/28/20, 5-0 at CBJ (Stalock, 24 saves)
Were shutout	2/15/20, 2-0 vs. SJ (Jones, 39 saves)	10/24/19, 4-0 at NSH (Rinne, 26 saves)
Won a 1-0 game	11/17/16, 1-0 vs. BOS (Dubnyk, 25 saves)	1/7/19, 1-0 at MTL (Dubnyk, 32 saves)
Lost a 1-0 game	3/25/19, 1-0 vs. NSH (Saros, 29 saves)	3/2/17, 1-0 at CBJ (Dubnyk, 39 saves)
Scored 5 or more goals	2/25/20, 5-4 win vs. CBJ	3/8/20, 5-4 OT win at ANA
Allowed 5 or more goals	2/1/20, 6-1 loss vs. BOS	3/7/20, 7-3 loss at LA
Overcame 2-goal deficit to win	11/23/18 vs. WPG (down 2-0 in 2nd, 4-2 win)	2/7/20 at DAL (down 2-0 in 2nd, 3-2 win)
Overcame 3-goal deficit to win	11/16/17 vs. NSH (down 3-0 in 2nd, 6-4 win)	10/8/15 at COL (down 4-1 in 3rd, 5-4 win)
Overcame 4-goal deficit to win	1/9/10 vs. CHI (down 5-1 in 3rd, 6-5 SO win)	Never
Surrendered 2-goal lead in loss	2/13/20 vs. NYR (ahead 3-1 in 3rd, 4-3 SOL)	11/23/19 at BOS (ahead 3-1 in 1st and 4-2 in 2nd, 5-4 OTL)
Surrendered 3-goal lead in loss	2/15/19 vs. NJ (ahead 4-1 in 2nd, 5-4 OTL)	10/29/19 at DAL (ahead 3-0 in 2nd, 6-3 loss)
Had a penalty shot	12/20/16, Staal vs. Varlamov (unsuccessful)	11/6/17, Granlund vs. Rask (unsuccessful)
Scored on a penalty shot	3/22/14, Coyle vs. Howard	12/16/14, Niederreiter vs. Raanta
Allowed a penalty shot goal	3/11/19, Couture vs. Dubnyk	1/21/14, Jordie Benn vs. Kuemper
Had a hat trick	2/27/18, Staal vs. STL (8-3 win)	2/21/20, Spurgeon at EDM (5-3 win)
Allowed a hat trick	1/12/19, Bertuzzi vs. DET (5-2 loss)	3/7/20, Brown at LA (7-3 loss)
Scored a shorthanded goal	1/20/20, Kunin vs. FLA (5-4 loss)	11/8/18, Granlund at LA (3-1 win)
Allowed a shorthanded goal	2/23/20, Barbashev vs. STL (4-1 loss)	3/7/20, Lizotte at LA (7-3 loss)
Scored an empty net goal	12/23/19, Staal vs. CGY (3-0 win)	2/21/20, Spurgeon at EDM (5-3 win)
Allowed an empty net goal	2/15/20, M. Karlsson vs. SJ (2-0 loss)	3/7/20, Brown at LA (7-3 loss)
Did not record penalty	2/14/17 vs. ANA (1-0 loss)	11/6/18 at SJ (4-3 loss)
Opponent did not record penalty	1/22/22 vs. DET (4-2 win)	11/12/15 at CAR (3-2 OT win)
Played in a penalty free game	Never	11/30/13 at COL (3-2 SO loss)
Won an overtime game	2/4/20 vs. CHI (Dumba)	3/8/20 at ANA (Fiala)
Lost an overtime game	11/16/19 vs. CAR (Svechnikov)	11/25/19 at NYR (Deangelo)
Won a shootout	12/1/19 vs. DAL (Koivu)	2/19/20 at VAN (Galchenyuk)
Lost a shootout	2/13/20 vs. NYR (Zibanejad)	3/5/19 at NSH (Johansen)
Recorded 20+ shots in a period	4/2/18 vs. EDM (21 in 3rd, 3-0 win)	11/3/18 at STL (20 in 2nd, 5-1 win)
Allowed 20+ shots in a period	1/12/19 vs. DET (21 in 2nd, 5-2 loss)	3/5/20 at SJ (20 in 3rd, 3-2 win)
Recorded 0 shots in a period	1/10/19 vs. WPG (0 in 3rd, 3-2 win)	11/08/01 at BOS (0 in 3rd, 5-3 win)
Allowed 0 shots in a period	3/3/13 vs. EDM (0 in 2nd, 4-2 win)	Never
Recorded 50 or more shots	Record is 48 vs. COL 10/9/14	Record is 48 at CHI 12/27/18; at WPG 3/19/17; 3/17/11 at SJ
Surrendered 50 or more shots	10/13/18 vs. CAR (57 in 5-4 OT loss)	3/17/11 at SJ (50 in 6-3 loss)



2018-19 MINNESOTA WILD



#	POS	PLAYER	GP	TOI/G	G	A	PTS	+/-	PIM	PP	SH	GW	SOG	SH%
11	LW	ZACH PARISE	74	18:40	28	33	61	-2	26	10	0	5	229	12.2
12	C	ERIC STAAL	81	18:08	22	30	52	-7	34	7	0	6	215	10.2
20	D	RYAN SUTER	82	26:42	7	40	47	-8	41	3	1	2	136	5.2
46	D	JARED SPURGEON	82	24:09	14	29	43	-1	20	4	0	0	152	9.2
16	RW	JASON ZUCKER	81	17:05	21	21	42	-9	28	7	0	5	214	9.8
9	C	MIKKO KOIVU	48	18:18	8	21	29	-2	22	2	0	0	89	9.0
*18	LW	JORDAN GREENWAY	81	13:38	12	12	24	-12	29	0	0	0	109	11.0
24	D	MATT DUMBA	32	23:23	12	10	22	-5	21	6	0	1	93	12.9
17	LW	MARCUS FOLIGNO	82	11:58	7	12	19	-1	55	0	0	0	91	7.7
25	D	JONAS BRODIN	82	20:33	4	14	18	-15	30	0	1	2	111	3.6
*19	C	LUKE KUNIN	49	15:53	6	11	17	-9	27	0	0	1	88	6.8
*6	LW	RYAN DONATO	22	15:33	4	12	16	-4	4	0	0	1	64	6.3
21	C	ERIC FEHR	72	11:03	7	8	15	-8	30	0	0	0	67	10.5
14	C	JOEL ERIKSSON EK	58	13:30	7	7	14	-7	20	0	0	2	111	6.3
23	RW	J.T. BROWN	56	9:10	3	5	8	0	29	0	0	0	56	5.4
22	RW	KEVIN FIALA	19	17:38	3	4	7	-12	10	1	0	1	43	7.0
29	D	GREG PATERYN	80	17:07	1	6	7	-11	41	0	0	0	100	1.0
*36	D	NICK SEELER	71	12:20	2	5	7	-4	64	0	0	1	67	3.0
26	RW	PONTUS ABERG	22	12:52	1	5	6	-4	6	0	0	0	27	3.7
77	D	BRAD HUNT	29	14:46	3	2	5	-5	6	3	0	0	47	6.4
49	C	VICTOR RASK	23	12:11	2	1	3	-1	4	0	0	0	30	6.7
44	D	MATT BARTKOWSKI	2	10:42	1	0	1	2	0	0	0	0	2	50.0
37	C	KYLE RAU	6	7:01	0	1	1	0	0	0	0	0	6	0.0
10	RW	MATT READ	12	11:45	1	0	1	-2	2	0	0	0	13	7.7
*47	D	LOUIE BELPEDIO	2	13:08	0	0	0	0	0	0	0	0	0	-
2	D	ANTHONY BITETTO	18	13:11	0	0	0	-8	4	0	0	0	15	0.0
39	D	NATE PROSSER	15	10:13	0	0	0	1	2	0	0	0	10	0.0
*7	C	NICO STURM	2	12:47	0	0	0	0	0	0	0	0	7	0.0

#	GOALTENDER	GP	W	L	OT	SA	GA	GAA	SV	SV%	SO	A	PIM	MIN
40	DEVAN DUBNYK	67	31	28	6	1877	163	2.54	1714	.913	2		2	3855
32	ALEX STALOCK	21	6	8	3	525	53	2.99	472	.899	0		4	1065

* Rookie

2018-19 GAME-BY-GAME




GAME	DATE	OPPONENT	RESULT	W	L	OT	RECORD	PTS	DIVISION/ CONF. RANK	WILD GOALS (BY #)	WILD GOALTENDERS	ATT.
1	10/4	@ COL	1-4	L			0-1-0	0	t-6th/t-8th	11	Dubnyk	*18,086
2	10/6	VGK	1-2	L			0-1-1	1	t-6th/t-11th	24	Dubnyk	*19,077
3	10/11	CHI	4-3	W		OT	1-1-1	3	t-6th/t-11th	12,16,20s,16	Dubnyk	*18,652
4	10/13	CAR	4-5	L		OT	1-1-2	4	t-5th/t-10th	3p,46,16p,64	Dubnyk	*18,715
5	10/15	@ NSH	2-4	L			1-2-2	4	t-6th/t-11th	24p,9	Stalock	*17,165
6	10/16	ARI	2-1	W			2-2-2	6	t-5th/t-7th	64,12	Dubnyk	*18,795
7	10/19	@ DAL	3-1	W			3-2-2	8	t-4th/t-5th	24,20,11	Dubnyk	18,346
8	10/20	TB	5-4	W		OT	4-2-2	10	t-4th/t-5th	3,17,11,16,64	Stalock	*19,080
9	10/25	LA	4-1	W			5-2-2	12	5th/t-5th	21,25,64s,9	Dubnyk	*18,778
10	10/27	COL	3-2	W			6-2-2	14	t-4th/t-4th	64,12p,25s	Dubnyk	*19,093
11	10/29	@ VAN	2-5	L			6-3-2	14	5th/t-5th	18,20p	Dubnyk	16,546
12	10/30	@ EDM	4-3	W			7-3-2	16	t-2nd/t-2nd	11p,46,12p,64p	Stalock	*18,347
13	11/3	@ STL	5-1	W			8-3-2	18	2nd/t-3rd	12,36,23,24,21	Dubnyk	17,767
14	11/6	@ SJ	3-4	L			8-4-2	18	2nd/5th	11p,46,24	Dubnyk	15,853
15	11/8	@ LA	3-1	W			9-4-2	20	2nd/3rd	22p,11,64s	Dubnyk	17,621
16	11/9	@ ANA	5-1	W			10-4-2	22	2nd/2nd	18,16,64,25,64	Stalock	16,464
17	11/11	@ STL	3-2	W			11-4-2	24	2nd/2nd	11,14,64	Dubnyk	16,735
18	11/13	WSH	2-5	L			11-5-2	24	2nd/2nd	9,24p	Dubnyk	*19,101
19	11/15	VAN	6-2	W			12-5-2	26	2nd/2nd	3,9p,22p,12,24,16	Dubnyk	*19,014
20	11/17	BUF	2-3	L			12-6-2	26	2nd/2nd	11,24p	Dubnyk	*18,947
21	11/18	@ CHI	1-3	L			12-7-2	26	2nd/2nd	11p	Stalock	*21,373
22	11/21	OTT	6-4	W			13-7-2	28	2nd/2nd	18,24p,12p,24,12,21	Dubnyk/STALOCK	*19,035
23	11/23	WPG	4-2	W			14-7-2	30	2nd/2nd	22,21,12,11	Stalock	*19,116
24	11/27	ARI	3-4	L			14-8-2	30	3rd/3rd	3,11p,16	Dubnyk	*18,706
25	11/29	@ CBJ	2-4	L			14-9-2	30	t-3rd/t-3rd	64,11	Dubnyk	15,210
26	12/1	TOR	3-5	L			14-10-2	30	5th/8th	12,18,16	Dubnyk	*19,107
27	12/4	@ VAN	3-2	W			15-10-2	32	5th/7th	11p,20p,16p	Dubnyk	17,122
28	12/6	@ CGY	0-2	L			15-11-2	32	5th/9th		Stalock	17,690
29	12/7	@ EDM	2-7	L			15-12-2	32	5th/t-9th	17,22	DUBNYK/Stalock	*18,347
30	12/11	MTL	7-1	W			16-12-2	34	5th/10th	22,24p,3s,12,46p,24p,11p	Dubnyk	*18,681
31	12/13	FLA	5-1	W			17-12-2	36	4th/9th	22,22,12,11,25	Dubnyk	*18,714
32	12/15	CGY	1-2	L			17-13-2	36	4th/t-9th	18	Dubnyk	*18,882
33	12/18	SJ	0-4	L			17-14-2	36	5th/10th		Dubnyk	*18,870
34	12/20	@ PIT	1-2	L			17-15-2	36	5th/11th	18	Dubnyk	*18,435
35	12/22	DAL	1-2	L		OT	17-15-3	37	5th/11th	16	Dubnyk	*19,074
36	12/27	@ CHI	2-5	L			17-16-3	37	5th/11th	11,12	DUBNYK/Stalock	*21,735
37	12/29	@ WPG	3-1	W			18-16-3	39	5th/t-10th	44,3,21	Dubnyk	*15,321
38	12/31	PIT	2-3	L			18-17-3	39	5th/t-10th	9p,11	Dubnyk	*19,163
39	1/3	@ TOR	4-3	W			19-17-3	41	5th/t-10th	3,9,46,11	Dubnyk	*19,244
40	1/5	@ OTT	4-3	W			20-17-3	43	5th/10th	46,18,46,11	Dubnyk	14,424
41	1/7	@ MTL	1-0	W			21-17-3	45	5th/t-8th	64	Dubnyk	20,601
42	1/8	@ BOS	0-4	L			21-18-3	45	5th/t-8th		Stalock	*17,565
43	1/10	WPG	3-2	W			22-18-3	47	5th/8th	18,16p,16	Dubnyk	*19,072
44	1/12	DET	2-5	L			22-19-3	47	5th/8th	19,22p	Dubnyk	*19,087
45	1/14	@ PHI	4-7	L			22-20-3	47	5th/t-8th	16p,14,17,20	DUBNYK/Stalock	19,123
46	1/15	LA	3-2	W		SO	23-20-3	49	5th/8th	22,12	Stalock	*19,017
47	1/17	ANA	0-3	L			23-21-3	49	5th/t-8th		STALOCK/Dubnyk	*18,907
48	1/19	CBJ	2-1	W			24-21-3	51	5th/t-8th	18,11	Dubnyk	*19,054
49	1/21	@ VGK	4-2	W			25-21-3	53	3rd/6th	17,12,3,9	Dubnyk	*18,328
50	1/23	@ COL	5-2	W			26-21-3	55	3rd/6th	12,46,12p,3,20p	Dubnyk	17,310
51	2/1	@ DAL	1-3	L			26-22-3	55	4th/7th	7p	Dubnyk	18,124
52	2/2	CHI	4-3	L		OT	26-22-4	56	4th/7th	16p,9,49	Stalock	*19,114
53	2/5	@ BUF	4-5	L		SO	26-22-5	57	4th/7th	46,46,3,11	Dubnyk	16,847
54	2/7	EDM	1-4	L			26-23-5	57	4th/7th	14	Dubnyk	*18,904
55	2/9	@ NJ	4-2	W			27-23-5	59	4th/7th	17,11p,14,19	Dubnyk	15,783
56	2/10	@ NYI	1-2	L			27-24-5	59	t-4th/t-7th	64p	Dubnyk	13,835
57	2/12	PHI	4-5	L			27-25-5	59	5th/8th	11p,19,19,46	Dubnyk	*18,607
58	2/15	NJ	4-5	L			27-25-6	60	5th/8th	77p,14,36,64	Dubnyk	*19,041
59	2/17	STL	0-4	L			27-26-6	60	5th/8th		Stalock	*19,102
60	2/19	ANA	0-4	L			27-27-6	60	5th/8th		Dubnyk	*18,533
61	2/21	@ NYR	4-1	W			28-27-6	62	5th/8th	46p,64,11,18	Dubnyk	17,271
62	2/22	@ DET	3-2	W			29-27-6	64	5th/8th	19,18,12p	Dubnyk	*19,515
63	2/24	STL	2-1	W		OT	30-27-6	66	5th/8th	16,6	Dubnyk	*18,645
64	2/26	@ WPG	3-2	W			31-27-6	68	4th/7th	77p,16p,14	Dubnyk	*15,321
65	3/2	@ CGY	4-2	W			32-27-6	70	5th/8th	12,10,20,6	Dubnyk	*19,289
66	3/3	NSH	2-3	L		SO	32-27-7	71	t-4th/t-7th	2,16	Stalock	*18,885
67	3/5	@ NSH	4-5	L		SO	32-27-8	72	t-4th/t-7th	22,26,21,22	Dubnyk	*17,668
68	3/7	@ TB	3-0	W			33-27-8	74	5th/8th	16,16,16	Dubnyk	*19,092
69	3/8	@ FLA	2-6	L			33-28-8	74	5th/8th	23,17	DUBNYK/Stalock	12,388
70	3/11	SJ	0-3	L			33-29-8	74	5th/8th		Dubnyk	*18,907
71	3/14	DAL	1-4	L			33-30-8	74	5th/9th	16p	Dubnyk	*18,919
72	3/16	NYR	5-2	W			34-30-8	76	5th/9th	6,6,12,46p,23	Dubnyk	*18,844
73	3/17	NYI	2-3	L		OT	34-30-9	77	5th/9th	11p,46p	Stalock	*18,696
74	3/19	COL	1-3	L			34-31-9	77	5th/9th		Dubnyk	*18,785
75	3/22	@ WSH	2-1	W			35-31-9	79	5th/8th	18,19	Dubnyk	*18,506
76	3/23	@ CAR	5-1	L			35-32-9	79	6th/t-9th	12p	Dubnyk	16,751
77	3/25	NSH	0-1	L			35-33-9	79	6th/t-9th		Dubnyk	*18,833



2017-18 MINNESOTA WILD

2017-18 GAME-BY-GAME



#	POS	PLAYER	GP	TOI/G	G	A	PTS	+/-	PIM	PP	SH	GW	SOG	SH%
12	C	ERIC STAAL	82	17:48	42	34	76	8	42	11	2	4	241	17.4
64	RW	MIKAEL GRANLUND	77	18:46	21	46	67	13	18	7	1	2	193	10.9
16	LW	JASON ZUCKER	82	16:57	33	31	64	8	44	7	1	7	222	14.9
20	D	RYAN SUTER	78	26:46	6	45	51	-1	34	1	0	2	149	4.0
24	D	MATT DUMBA	82	18:29	14	36	50	15	41	2	0	4	176	8.0
9	C	MIKKO KOIVU	82	18:29	14	31	45	9	46	3	0	2	170	8.2
3	C	CHARLIE COYLE	66	16:31	11	26	37	8	18	0	1	1	117	9.4
46	D	JARED SPURGEON	61	24:32	9	28	37	-6	8	3	0	2	110	8.2
22	RW	NINO NIEDERREITER	63	16:31	18	14	32	14	36	7	0	4	133	13.5
11	LW	ZACH PARISE	42	17:04	15	9	24	0	14	2	0	4	119	12.6
17	LW	MARCUS FOLIGNO	77	10:51	8	15	23	2	72	1	0	2	79	10.1
26	LW	DANIEL WINNIK	81	13:34	6	17	23	5	27	0	0	0	82	7.3
7	C	MATT CULLEN	79	11:53	11	11	22	-1	20	0	0	1	104	10.6
63	LW	TYLER ENNIS	73	11:58	8	14	22	-1	12	2	0	3	115	7.0
25	D	JONAS BRODIN	73	21:36	6	15	21	23	30	0	0	1	77	7.8
14	C	JOEL ERIKSSON EK*	75	12:46	6	10	16	2	22	0	0	0	124	4.8
39	D	NATE PROSSER	56	13:27	3	6	9	8	19	0	1	1	27	11.1
23	D	GUSTAV OLOFSSON*	41	12:46	0	8	8	0	14	0	0	0	22	0.0
59	RW	ZACK MITCHELL*	23	10:32	3	2	5	-2	4	1	0	1	17	17.6
6	D	RYAN MURPHY	21	19:00	2	3	5	8	16	1	0	0	25	8.0
19	C	LUKE KUNIN*	19	12:58	2	2	4	-3	13	0	1	0	32	6.3
36	D	NICK SEELER*	22	14:32	0	4	4	10	21	0	0	0	17	0.0
47	D	LOUIE BELPEDIO*	1	15:47	0	2	2	1	0	0	0	0	0	0.0
41	C	LANDON FERRARO	2	4:25	1	0	1	1	0	0	0	0	3	33.3
18	LW	JORDAN GREENWAY*	6	11:26	0	1	1	0	0	0	0	0	4	0.0
37	C	KYLE RAU*	3	11:01	0	1	1	0	0	0	0	0	4	0.0
82	C	JUSTIN KLOOS*	1	8:39	0	0	0	0	2	0	0	0	0	0.0
18	C	CAL O'REILLY	1	8:16	0	0	0	0	0	0	0	0	1	0.0
60	D	CARSON SOUCY*	3	14:50	0	0	0	-2	2	0	0	0	4	0.0

#	GOALTENDER	GP	W	L	OT	SA	GA	GAA	SV	SV%	SO	A	PIM	MIN
40	DEVAN DUBNYK	60	35	16	7	1769	145	2.52	1624	.918	5	3	12	3450
32	ALEX STALOCK	28	23	10	10	787	71	2.85	716	.910	1	0	0	1495

* Rookie

GAME	DATE	OPPONENT	RESULT	W	L	OT	RECORD	PTS	DIVISION/ CONF. RANK	WILD GOALS (BY #)	WILD GOALTENDERS	ATT.
1	10/5	@ DET	2-4		L		0-1-0	0	6th/12th	14.10	Dubnyk	19,515
2	10/7	@ CAR	4-5		L	SO	0-1-1	1	4th/1-10th	16p,10,12,9	Stalock	*18,680
3	10/12	@ CHI	5-2	W			1-1-1	3	6th/1-10th	12,10,16p,10,9	Dubnyk	*21,386
4	10/14	CBJ	4-5		L	OT	1-1-2	4	t-6th/1-10th	12,63p,41,63p	Dubnyk	*19,064
5	10/20	@ WPG	3-4		L		1-2-2	4	7th/1-13th	10,9,17p	Dubnyk	*15,321
6	10/21	@ CGY	4-2	W			2-2-2	6	7th/1-12th	10p,20,46,26	Stalock	18,436
7	10/24	VAN	0-1		L		2-3-2	6	7th/13th		Dubnyk	*18,694
8	10/26	NYI	6-4	W			3-3-2	8	7th/1-12th	17,16,12s,19s,59,25	Dubnyk	*18,824
9	10/28	PIT	2-1	W			4-3-2	10	t-6th/1-10th	26,9	Dubnyk	*19,064
10	10/31	WPG	1-2		L		4-4-2	10	7th/13th	19	Stalock	*18,814
11	11/2	MTL	6-3	W			5-4-2	12	t-6th/1-12th	7,22,63,20,46p,17	Dubnyk	*18,924
12	11/4	CHI	0-2		L		5-5-2	12	7th/13th		Dubnyk	*19,218
13	11/6	@ BOS	3-5		L		5-6-2	12	7th/13th	22,64,12s	DUBNYK/Stalock	*17,565
14	11/8	@ TOR	2-4		L		5-7-2	12	7th/13th	16,16p	Dubnyk	*19,049
15	11/9	@ MTL	3-0	W			6-7-2	14	7th/13th	16s,16,16	Dubnyk	*21,302
16	11/11	@ PHI	1-0	W			7-7-2	16	7th/13th	16	Dubnyk	19,309
17	11/14	PHI	3-0	W			8-7-2	18	t-5th/1-10th	22,12,16	Dubnyk	*18,768
18	11/16	NSH	6-4	W			9-7-2	20	t-4th/1-6th	24,22p,20,12p,16,46	Dubnyk	*18,888
19	11/18	@ WSH	1-3		L		9-8-2	20	6th/1-10th	22p	Stalock	*18,506
20	11/20	NJ	3-4		L	OT	9-9-3	21	t-5th/1-9th	22p,64p,64	Dubnyk	*19,048
21	11/22	@ BUF	5-4	W			10-9-3	23	t-4th/1-8th	63,64,22p,22,64p	Dubnyk	17,418
22	11/24	COL	3-2	W		SO	11-9-3	25	4th/1-6th	16,22p	Stalock	*19,084
23	11/25	@ STL	3-6		L		11-9-3	25	t-4th/1-9th	3s,59p,12p	Dubnyk	18,610
24	11/27	@ WPG	2-7		L		11-10-3	25	t-5th/1-10th	16,10	Stalock	*15,321
25	11/30	VGK	4-2	W			12-10-3	27	6th/11th	64,25,12,12	Dubnyk	*19,084
26	12/2	STL	2-1	W		OT	13-10-3	29	t-5th/1-9th	70,24	Dubnyk	*19,107
27	12/5	@ LA	2-5		L		13-11-3	29	t-5th/1-9th	3,63	Dubnyk	*18,230
28	12/8	@ ANA	3-2	W		OT	14-11-3	31	t-5th/1-10th	16,59,24	Dubnyk	16,471
29	12/10	@ SJ	4-2	W		OT	15-11-3	33	t-4th/1-8th	6p,12,12,22	Stalock	17,205
30	12/12	CGY	2-1	W		SO	16-11-3	35	t-4th/1-6th		Dubnyk/StALOCK	*18,767
31	12/14	TOR	2-0	W			17-11-3	37	t-4th/1-6th	63,64	Dubnyk	*18,857
32	12/16	EDM	2-3		L		17-12-3	37	t-4th/1-7th	24,24	Stalock	*19,034
33	12/17	@ CHI	1-4		L		17-13-3	37	6th/11th	24	Stalock	*21,813
34	12/19	@ OTT	6-4	W			18-13-3	39	t-4th/1-6th	12,10,9,39,25,12p	Stalock	13,804
35	12/22	@ FLA	2-4		L		18-14-3	39	t-5th/1-8th	20p,26	Stalock	13,259
36	12/23	@ TB	0-3		L		18-15-3	39	t-5th/1-9th		Stalock	*19,092
37	12/27	DAL	4-2	W			19-15-3	41	5th/8th	46,12,64p,16	Stalock	*19,107
38	12/29	NSH	4-2	W			20-15-3	43	5th/8th	64,64p,24,64	Dubnyk	*19,147
39	12/30	@ NSH	0-3		L		20-16-3	43	5th/9th		Stalock	*17,459
40	1/2	FLA	5-1	W			21-16-3	45	5th/9th	7,12,12,3	Dubnyk	*19,029
41	1/4	BUF	6-2	W			22-16-3	47	5th/7th	22,26,22p,22,9,3	Dubnyk	*19,017
42	1/6	@ COL	2-7		L		22-17-3	47	t-5th/1-8th	12,12p	Dubnyk	*18,046
43	1/9	CGY	2-3		L	OT	22-17-4	48	t-5th/1-7th	64,46	Stalock	*19,011
44	1/10	@ CHI	2-1	W			23-17-4	50	5th/7th	25,20	Dubnyk	*21,721
45	1/13	WPG	4-1	W			24-17-4	52	4th/1-6th	64p,16,24,24	Dubnyk	*19,207
46	1/14	VAN	2-3		L	OT	24-17-5	53	4th/1-6th	16p,26	Dubnyk	*18,927
47	1/20	TB	5-3	W			25-17-5	55	t-5th/1-7th	46p,11,39,17,16	Dubnyk	*19,007
48	1/22	OTT	3-1	W			26-17-5	57	t-5th/1-7th	11,16,64p	Stalock	*18,907
49	1/25	@ PIT	3-6		L		26-18-5	57	t-5th/1-8th	12,64p,25	DUBNYK/Stalock	*18,453
50	1/30	@ CBJ	3-2	W		SO	27-18-5	59	5th/1-6th	16p,3	Dubnyk	17,734
51	2/2	VGK	5-2	W			28-18-5	61	5th/7th	12p,3,63,46p,12	Dubnyk	*19,057
52	2/3	@ DAL	1-6		L		28-19-5	61	5th/1-7th	16	STALOCK/Dubnyk	*18,532
53	2/6	@ STL	6-2	W			29-19-5	63	5th/7th	22,17,9p,16,24,12p	Dubnyk	17,821
54	2/8	ARI	3-4		L	OT	29-19-6	64	5th/1-6th	12,7,4	Dubnyk	*18,816
55	2/10	CHI	3-0	W			30-19-6	66	5th/1-6th	3,9p,3	Dubnyk	*19,227
56	2/13	NYR	3-2	W			31-19-6	68	5th/1-6th	12,11,17	Dubnyk	*18,887
57	2/15	WSH	2-5		L		31-20-6	68	5th/1-7th	22,12p	Dubnyk	*19,027
58	2/17	ANA	2-3		L	SO	31-20-7	69	5th/1-7th	9,16	Dubnyk	*19,192
59	2/19	@ NYI	5-3	W			32-20-7	71	5th/1-7th	14,7,16,63,16	Dubnyk	15,342
60	2/22	@ NJ	4-2	W			33-20-7	73	4th/1-6th	4,14,10,12	Stalock	13,316
61	2/23	@ NYR	4-1	W			34-20-7	75	3rd/4th	64,12,12p,64	Dubnyk	*18,006
62	2/25	SJ	3-2	W		OT	35-20-7	77	3rd/4th	7,12,46	Dubnyk	*19,105
63	2/27	STL	8-3	W			36-20-7	79	3rd/4th	16p,64,64,12p,9,46,12,12	Dubnyk	*19,261
64	3/1	@ ARI	3-5		L		36-21-7	79	3rd/4th	11,9p,7	Stalock	10,904
65	3/2	@ COL	1-7		L		36-22-7	79	3rd/1-4th	9	DUBNYK/Stalock	17,325
66	3/4	DET	4-1	W			37-22-7	81	3rd/4th	12p,11,16,16	Dubnyk	*19,037
67	3/6	CAR	6-2	W			38-22-7	83	3rd/4th	12p,22,11p,26,12,7	Dubnyk	*19,017
68	3/9	@ VAN	5-2	W			39-22-7	85	3rd/4th	11,7,12,3,17	Dubnyk	17,918
69	3/10	@ EDM	1-4		L		39-23-7	85	3rd/4th	3	Dubnyk	*18,347
70	3/13	COL	1-5		L		39-24-7	85	3rd/4th	9	Dubnyk	*19,171
71	3/16	@ VGK	4-2	W			40-24-7	87	3rd/1-4th	16,3,24,11	Stalock	*18,295
72	3/17	@ ARI	3-1	W			41-24-7	89	3rd/1-4th	22p,17,12	Dubnyk	13,735
73	3/19	LA	3-4		L	OT	41-24-8	90	3rd/4th	11,12,14	Dubnyk	*19,081
74	3/24	NSH	4-1	W			42-24-8	92	3rd/5th	14,22,16,11	Dubnyk	*19,303
75	3/25	BOS	1-2		L	OT	42-24-9	93	3rd/5th	9	Stalock	*19,183
76	3/27	@ NSH	1-2		L	SO	42-24-10	94	3rd/5th	12	Dubnyk	*17,424
77	3/29	DAL	5-2	W			43-24-10	96	3rd/5th	64s,24p,11,16p,11	Dubnyk	*19,350
78	3/31	@ DAL	1-4		L		43-25-10	96	3rd/5th	11p	Dubnyk	*18,532
79	4/2	EDM	3-0	W			44-25-10	98	3rd/1-4th	11,11,14	Dubnyk	*19,189
80	4/4	@ ANA	1-3		L		44-26-10	98	3rd/1-4th	24p	Dubnyk	*17,495
81	4/5	@ LA	4-5		L	OT	44-26-11	99	3rd/5th	6,24,12,39s	Stalock	18,230
82	4/7	@ SJ	6-3	W			45-26-11	101	3rd/1-4th	25,7,64,16,16,12	Dubnyk	*17,562



2016-17 MINNESOTA WILD

2016-17 GAME-BY-GAME



#	POS	PLAYER	GP	TOI/G	G	A	PTS	+/-	PIM	PP	SH	GW	SOG	SH%
64	C	MIKAEL GRANLUND	81	18:49	26	43	69	23	12	7	3	4	177	14.7
12	C	ERIC STAAL	82	18:36	28	37	65	17	34	4	1	8	211	13.3
9	C	MIKKO KOIVU	80	19:07	18	40	58	27	34	2	0	4	139	12.9
22	RW	NINO NIEDERREITER	82	15:04	25	32	57	17	53	8	0	3	186	13.4
3	C	CHARLIE COYLE	82	16:42	18	38	56	13	36	4	0	5	159	11.3
29	RW	JASON POMINVILLE	78	14:14	13	34	47	2	4	0	0	2	176	7.4
16	LW	JASON ZUCKER	79	15:17	22	25	47	34	30	1	0	3	172	12.8
11	LW	ZACH PARISE	69	17:26	19	23	42	-3	30	6	0	4	194	9.8
20	D	RYAN SUTER	82	26:55	9	31	40	34	36	4	1	1	164	5.5
46	D	JARED SPURGEON	76	24:02	10	28	38	33	20	1	0	2	144	6.9
24	D	MATT DUMBA	76	20:20	11	23	34	15	59	6	0	1	131	8.4
56	C	ERIK HAULA	72	13:49	15	11	26	5	28	1	0	4	134	11.2
25	D	JONAS BRODIN	68	19:34	3	22	25	5	20	2	0	2	85	3.5
7	RW	CHRIS STEWART	79	10:23	13	8	21	3	94	0	0	0	82	15.9
19	C	MARTIN HANZAL	20	15:31	4	9	13	-2	10	1	0	0	43	9.3
6	D	MARCO SCANDELLA	71	18:20	4	9	13	-2	25	0	0	0	88	4.5
10	C	JORDAN SCHROEDER	37	9:47	6	7	13	5	0	0	0	0	37	16.2
44	C	TYLER GAOVAC	52	9:50	7	2	9	7	10	0	0	2	48	14.6
5	D	CHRISTIAN FOLIN	51	14:56	2	6	8	10	26	0	0	0	39	5.1
14	C	JOEL ERIKSSON EK*	15	10:37	3	4	7	1	4	0	0	1	15	20.0
39	D	NATE PROSSER	39	12:44	2	5	7	0	12	0	0	0	20	10.0
23	D	GUSTAV OLOFSSON*	13	13:29	0	3	3	-1	2	0	0	0	7	0.0
21	C	RYAN WHITE	19	9:57	2	1	3	-8	14	0	0	0	17	11.8
47	C	CHRISTOPH BERTSCHY*	5	8:08	0	1	1	0	4	0	0	0	5	0.0
63	RW	KURTIS GABRIEL*	13	5:49	0	1	1	0	29	0	0	0	3	0.0
4	D	MIKE REILLY*	17	12:23	1	0	1	1	2	0	0	0	19	5.3
42	C	PATRICK CANNONE*	3	7:53	0	0	0	0	0	0	0	0	2	0.0
59	RW	ZACK MITCHELL*	11	8:26	0	0	0	-1	0	0	0	0	10	0.0
53	RW	ALEX TUCH*	6	10:42	0	0	0	-3	0	0	0	0	8	0.0

#	GOALTENDER	GP	W	L	OT	SA	GA	GAA	SV	SV%	SO	A	PIM	MIN
40	DEVAN DUBNYK	65	40	19	5	1842	141	2.25	1701	.923	5	0	10	3758
35	DARCY KUEMPER	18	17	8	5	562	55	3.13	507	.902	0	1	4	1053
32	ALEX STALOCK	2	1	1	0	54	3	1.51	51	.944	0	0	0	119

* Rookie

GAME	DATE	OPPONENT	RESULT	W	L	OT	RECORD	PTS	DIVISION/ CONF. RANK	WILD GOALS (BY #)	WILD GOALTENDERS	ATT.
1	10/13	@ STL	2-3		L		0-1-0	0	t-4th/t-6th	20.3	Dubnyk	*19.673
2	10/15	WPG	4-3	W			1-1-0	2	t-2nd/t-5th	7.24p,12.25	Dubnyk	*19.024
3	10/18	LA	6-3	W			2-1-0	4	t-2nd/t-5th	56.29,3p,9.17,46	Kuemper	*18.644
4	10/20	TOR	3-2	W			3-1-0	6	t-2nd/t-4th	12.27,12	Dubnyk	*18.968
5	10/22	@ NJ	1-2		L	OT	3-1-1	7	t-1st/t-3rd	14	Dubnyk	*16.514
6	10/23	@ NYI	3-6		L		3-2-1	7	2nd/4th	11.11,22	Kuemper	11.583
7	10/25	@ BOS	5-0	W			4-2-1	9	t-1st/t-2nd	3.7,20p,16.29	Dubnyk	*17.565
8	10/27	@ BUF	4-0	W			5-2-1	11	1st/2nd	14.16,20.9	Dubnyk	18.122
9	10/29	DAL	4-0	W			6-2-1	13	1st/2nd	64s,22.12p,44	Dubnyk	*19.031
10	11/1	BUF	1-2		L		6-3-1	13	t-1st/t-2nd	64p	Dubnyk	*18.864
11	11/5	@ COL	0-1		L		6-4-1	13	3rd/5th		Dubnyk	16.256
12	11/10	@ PIT	4-2	W			7-4-1	15	t-3rd/t-6th	3p,22.12,29	Dubnyk	*18.458
13	11/12	@ PHI	2-3		L		7-5-1	15	t-4th/t-7th	22.64	Dubnyk	19.591
14	11/13	@ OTT	1-2	W		OT	8-5-1	17	t-3rd/t-5th	20s,24	Kuemper	14.265
15	11/15	CGY	0-1		L		8-6-1	17	t-4th/t-7th		Dubnyk	*19.048
16	11/17	BOS	1-0	W			9-6-1	19	t-4th/t-5th	64	Dubnyk	*18.774
17	11/19	COL	2-3		L		9-7-1	19	t-4th/t-6th	3p,44	Dubnyk	*19.238
18	11/21	@ DAL	2-3		L	OT	9-7-2	20	t-4th/t-8th	22p,56	Kuemper	*18.532
19	11/23	WPG	3-1	W			10-7-2	22	3rd/t-6th	9.25p,11	Dubnyk	*19.022
20	11/25	PIT	2-6	W			11-7-2	24	3rd/5th	3.22p,3.11p,64,22p	Dubnyk	*19.212
21	11/26	@ STL	3-4		L	SO	11-7-3	25	3rd/t-4th	9.56,3	Dubnyk	*19.396
22	11/29	@ VAN	4-5		L		11-8-3	25	t-3rd/t-6th	29.29,16.56	Kuemper	17.917
23	12/2	@ CGY	2-3		L	SO	11-8-4	26	3rd/t-7th	7.9	Dubnyk	18.390
24	12/4	@ EDM	2-1	W		OT	12-8-4	28	t-3rd/t-6th	3.9	Dubnyk	18.347
25	12/7	@ TOR	3-2	W			13-8-4	30	3rd/t-6th	16.7,12	Dubnyk	*18.944
26	12/9	EDM	3-2	W		SO	14-8-4	32	3rd/t-5th	24.16	Dubnyk	*19.019
27	12/11	STL	3-1	W			15-8-4	34	3rd/t-5th	24.22,64	Dubnyk	*18.363
28	12/13	FLA	5-1	W			16-8-4	36	t-2nd/t-2nd	11.56,12.9,16	Dubnyk	*18.754
29	12/15	@ NSH	5-2	W			17-8-4	38	t-2nd/t-2nd	25p,3.12,12.64	Dubnyk	*17.113
30	12/17	ARI	4-1	W			18-8-4	40	2nd/2nd	20p,44.7,12	Kuemper	*19.036
31	12/20	COL	2-0	W			19-8-4	42	2nd/2nd	3p,9	Dubnyk	*19.018
32	12/22	@ MTL	4-2	W			20-8-4	44	2nd/2nd	10.46,12s,16	Dubnyk	*21.288
33	12/23	@ NYR	7-4	W			21-8-4	46	2nd/2nd	64,9.22,6.16,24p,3	Kuemper	*18.006
34	12/27	@ NSH	3-2	W		OT	22-8-4	48	2nd/2nd	11p,7.46	Dubnyk	*17.141
35	12/29	NYI	6-4	W			23-8-4	50	2nd/2nd	6.7,46,10.56,64	Dubnyk	*19.252
36	12/31	CBJ	2-4		L		23-9-4	50	2nd/2nd	64p,16	Dubnyk	*19.307
37	1/5	@ SJ	5-4	W			24-9-4	52	2nd/2nd	12p,11.12,9.9	Dubnyk	*17.562
38	1/7	@ LA	3-4		L	OT	24-9-5	53	2nd/2nd	9.3,11p	Kuemper	*18.230
39	1/8	@ ANA	2-1	W			25-9-5	55	2nd/2nd	24p,46	Dubnyk	15.645
40	1/12	MTL	7-1	W			26-9-5	57	2nd/2nd	5.12,10.22,16p,20p,22	Dubnyk	*19.104
41	1/14	@ DAL	5-4	W			27-9-5	59	t-1st/t-1st	9.12,24.7,16	Kuemper	*18.532
42	1/15	@ CHI	3-2	W			28-9-5	61	t-1st/t-1st	22p,7.29	Dubnyk	*22.051
43	1/17	NY	3-4		L		28-10-5	61	t-1st/t-1st	46p,16.56	Dubnyk	*19.051
44	1/19	ARI	4-3	W			29-10-5	63	t-1st/t-1st	12.22p,7.22p	Dubnyk	*19.027
45	1/21	ANA	5-3	W			30-10-5	65	t-1st/t-1st	56.16,56,20.16	Dubnyk	*19.288
46	1/22	NSH	2-4		L		30-11-5	65	t-1st/t-1st	64.29	Kuemper	*19.087
47	1/24	@ DAL	3-2	W		SO	31-11-5	67	t-1st/t-1st	29.9p	Dubnyk	17.877
48	1/26	STL	5-1	W			32-11-5	69	t-1st/t-1st	56.44,9p,22.64	Dubnyk	*19.064
49	1/31	@ EDM	5-2	W			33-11-5	71	t-1st/t-1st	44.16,11.44,7	Kuemper	18.347
50	2/1	@ CGY	1-5		L		33-12-5	71	t-1st/t-1st	16	Dubnyk	18.044
51	2/4	@ VAN	6-3	W			34-12-5	73	t-1st/t-1st	4.64,64s,11.9,64	Dubnyk	18.212
52	2/7	@ WPG	4-2	W			35-12-5	75	t-1st/t-1st	22.29,29.22	Dubnyk	*15.294
53	2/8	CHI	3-4		L	OT	35-12-6	76	t-1st/t-1st	46.11,56	Kuemper	*19.326
54	2/10	TB	2-1	W		SO	36-12-6	78	t-1st/t-1st	22p	Dubnyk	*19.178
55	2/12	DET	6-3	W			37-12-6	80	t-1st/t-1st	64p,22p,3.11,5.11p	Dubnyk	*19.141
56	2/14	ANA	0-1		L		37-13-6	80	t-1st/t-1st		Dubnyk	*19.047
57	2/16	DAL	3-1	W			38-13-6	82	t-1st/t-1st	20p,56.46	Kuemper	*19.084
58	2/18	NSH	5-2	W			39-13-6	84	t-1st/t-1st	64p,16.9,16.12	Dubnyk	*19.292
59	2/21	CHI	3-5		L		39-14-6	84	t-1st/t-1st	64p,11.64p	Dubnyk	*19.333
60	2/27	LA	5-4	W		OT	40-14-6	86	t-1st/t-1st	22.10,21.16,64	Dubnyk	*19.118
61	2/28	@ WPG	6-5	W			41-14-6	88	t-1st/t-1st	64.44,56p,6.21,16s	Kuemper/DUBNYK	*15.294
62	3/2	@ CBJ	0-1		L		41-15-6	88	t-1st/t-1st		Dubnyk	15.987
63	3/5	SJ	3-1	W			42-15-6	90	t-1st/t-1st	11p,12.12	Dubnyk	*19.168
64	3/7	STL	1-2		L		42-16-6	90	t-1st/t-1st	9	Dubnyk	*19.124
65	3/9	@ TB	1-4		L		42-17-6	90	t-1st/t-1st	6	Dubnyk	*19.092
66	3/10	@ FLA	7-4	W			43-17-6	92	t-1st/t-1st	16.12,29.12,11.64,3	Kuemper/DUBNYK	16.232
67	3/12	@ CHI	2-4		L		43-18-6	92	t-1st/t-1st	12.64	Dubnyk/KUEMPER	*22.147
68	3/14	@ WSH	2-4		L		43-19-6	92	2nd/2nd	24.12p	Dubnyk	*18.506
69	3/16	@ CAR	1-3		L		43-20-6	92	2nd/2nd	64s	Dubnyk	10.894
70	3/18	NYR	2-3		L		43-21-6	92	2nd/2nd	12.24p	Dubnyk	*19.337
71	3/19	@ WPG	4-5		L		43-22-6	92	2nd/2nd	3.64p,7.7	Dubnyk	*15.294
72	3/21	SJ	3-2	W			44-22-6	94	2nd/2nd	24p,19.3	Dubnyk	*19.104
73	3/23	PHI	1-3		L		44-23-6	94	2nd/2nd	11	Dubnyk	*19.004
74	3/25	VAN	2-4		L		44-24-6	94	2nd/2nd	20.12	Kuemper	*19.184
75	3/26	@ DET	2-3		L	OT	44-24-7	95	2nd/2nd	12.39	Dubnyk	*20.027
76	3/28	WSH	4-5		L	OT	44-24-8	96	2nd/2nd	29.19,46.12	Dubnyk	*19.188
77	3/30	OTT	5-1	W			45-24-8	98	2nd/2nd	22.22,14.24p,29	Stalock	*19.044
78	4/1	@ NSH	0-3		L		45-25-8	98	2nd/2nd		Dubnyk	*17.113
79	4/2	COL	5-2	W			46-25-8	100	2nd/2nd	19.46,56,11p,10	Dubnyk	*19.164
80	4/4	CAR	5-3	W			47-25-8	102	2nd/2nd	11.10,22.3,22	Dubnyk	*18.848
81	4/6	@ COL	4-3	W			48-25-8	104	2nd/2nd	16.39,22.64	Dubnyk	15.565
82	4/8	@ ARI	3-1	W			49-25-8	106	2nd/2nd	56.12p,19p	Kuemper	*17.490



2015-16 MINNESOTA WILD



#	POS	PLAYER	GP	TOI/G	G	A	PTS	+/-	PIM	PP	SH	GW	SOG	SH%
9	C	MIKKO KOIVU	82	19:56	17	39	56	6	40	10	1	2	141	12.1
11	LW	ZACH PARISE	70	19:18	25	28	53	-3	36	7	0	7	234	10.7
20	D	RYAN SUTER	82	28:36	8	43	51	10	30	3	1	2	188	4.3
64	C	MIKAEL GRANLUND	82	18:07	13	31	44	-12	20	2	1	3	160	8.1
22	RW	NINO NIEDERREITER	82	15:33	20	23	43	9	36	2	0	1	159	12.6
3	C	CHARLIE COYLE	82	17:18	21	21	42	1	16	2	0	4	140	15.0
26	LW	THOMAS VANEK	74	15:37	18	23	41	-10	22	6	0	5	146	12.3
29	RW	JASON POMINVILLE	75	16:22	11	25	36	10	12	3	0	2	187	5.9
56	C	ERIK HAULA	76	12:44	14	20	34	21	24	0	2	2	99	14.1
46	D	JARED SPURGEON	77	22:41	11	18	29	11	14	5	0	2	122	9.0
24	D	MATT DUMBA	81	16:50	10	16	26	1	38	6	0	3	152	6.6
16	LW	JASON ZUCKER	71	15:35	13	10	23	-4	20	0	1	1	158	8.2
6	D	MARCO SCANDELLA	73	20:42	5	16	21	6	22	2	0	0	126	4.0
14	RW	JUSTIN FONTAINE	60	11:51	5	11	16	3	20	0	0	1	54	9.3
18	LW	RYAN CARTER	60	11:08	7	5	12	-3	48	0	1	0	62	11.3
25	D	JONAS BRODIN	68	20:25	2	5	7	-5	18	0	0	0	58	3.4
7	LW	CHRIS PORTER	61	9:38	4	3	7	-6	6	0	0	0	45	8.9
4	D	MIKE REILLY*	29	12:05	1	6	7	-4	8	0	0	0	27	3.7
19	C	JARRET STOLL	51	11:16	3	3	6	-4	16	0	0	0	23	13.0
5	D	CHRISTIAN FOLIN	26	14:35	0	4	4	-1	11	0	0	0	14	0.0
10	C	JORDAN SCHROEDER	26	9:25	2	2	4	2	2	0	0	0	30	6.7
12	RW	DAVID JONES	16	11:09	2	1	3	1	0	0	0	0	17	11.8
39	D	NATE PROSSER	54	11:23	0	3	3	1	39	0	0	0	20	0.0
27	C	ZAC DALPE	2	10:15	1	0	1	0	0	0	0	0	3	33.3
47	C	CHRISTOPH BERTSCHY*	3	6:57	0	0	0	0	0	0	0	0	3	0.0
54	RW	BRETT BULMER	3	6:43	0	0	0	-1	7	0	0	0	2	0.0
63	RW	KURTIS GABRIEL*	3	4:30	0	0	0	1	10	0	0	0	1	0.0
44	C	TYLER GRAOVAC*	2	11:37	0	0	0	-1	0	0	0	0	2	0.0
23	D	GUSTAV OLOFSSON*	2	9:12	0	0	0	0	0	0	0	0	1	0.0
28	D	TYSON STRACHAN	2	7:33	0	0	0	1	0	0	0	0	0	0.0

#	GOALTENDER	GP	W	L	OT	SA	GA	GAA	SV	SV%	SO	A	PIM	MIN
40	DEVAN DUBNYK	67	32	26	6	1,829	150	2.33	1,679	0.918	5	0	8	3,861
* ROSS	DARCY KUEMPER	21	6	7	5	507	43	2.43	464	0.915	2	0	2	1,063

2015-16 GAME-BY-GAME



GAME	DATE	OPPONENT	RESULT	W	L	OT	RECORD	PTS	DIVISION/ CONF. RANK	WILD GOALS (BY #)	WILD GOALTENDERS	ATT.
1	10/8	@ COL	5-4 W				1-0-0	2	t-1st/t-1st	11,11,22,26,11p	Dubnyk	*18,007
2	10/10	STL	3-2 W				2-0-0	4	t-1st/t-1st	3,11p,3	Dubnyk	*19,096
3	10/15	@ ARI	4-3 W				3-0-0	6	t-1st/t-2nd	11p,26,9s,64	Dubnyk	12,029
4	10/16	@ LA	1-2 L			OT	3-0-1	7	3rd/t-4th	9p	Kuempfer	*18,230
5	10/18	@ ANA	1-4 L				3-1-1	7	5th/7th	22	Dubnyk	16,784
6	10/22	CBJ	3-2 W				4-1-1	9	4th/4th	11,22,26p	Dubnyk	*18,650
7	10/24	ANA	3-0 W				5-1-1	11	t-3rd/t-3rd	24,26,18s	Dubnyk	*19,034
8	10/25	@ WPG	4-5 L				5-2-1	11	t-3rd/t-3rd	16,9p,14,11	Kuempfer/DUBNYK	*15,294
9	10/27	EDM	4-3 W				6-2-1	13	t-2nd/t-2nd	20,6p,20,3	Dubnyk	*18,936
10	10/30	CHI	5-4 W				7-2-1	15	t-2nd/t-2nd	16,18,3,46p,22	Dubnyk	*19,140
11	10/31	@ STL	2-3 L			OT	7-2-2	16	t-3rd/t-3rd	16,56	Dubnyk	17,728
12	11/5	NSH	2-3 L				7-3-2	16	5th/t-5th	6p,24p	Dubnyk	*19,024
13	11/7	TB	1-0 W				8-3-2	18	t-3rd/t-3rd	46	Dubnyk	*19,066
14	11/10	WPG	5-3 W				9-3-2	20	t-3rd/t-3rd	22,26,56s,26,7	Dubnyk	*19,153
15	11/12	@ CAR	3-2 W			OT	10-3-2	22	3rd/3rd	16,26,16	Dubnyk	9,511
16	11/14	@ DAL	2-3 L			OT	10-3-3	23	t-2nd/t-2nd	22,6	Dubnyk	*18,532
17	11/17	@ PIT	3-4 L				10-4-3	23	4th/5th	64,46p,9p	Dubnyk	*18,495
18	11/19	@ BOS	2-4 L				10-5-3	23	t-4th/t-5th	16,10	Dubnyk	*17,565
19	11/21	NSH	4-0 W				11-5-3	25	t-3rd/t-4th	20p,64,25,26p	Dubnyk	*19,056
20	11/25	VAN	2-3 L				11-6-3	25	5th/7th	26p,3	Dubnyk	*18,877
21	11/27	WPG	1-3 L				11-7-3	25	5th/7th	18	Dubnyk	*19,055
22	11/28	DAL	3-4 L			OT	11-7-4	26	5th/8th	26,3,9	Kuempfer	*19,024
23	12/1	@ CHI	2-1 W				12-7-4	28	5th/t-6th	29,20	Dubnyk	*21,580
24	12/3	TOR	1-0 W				13-7-4	30	t-3rd/t-4th	24p	Dubnyk	*18,880
25	12/5	COL	3-0 W				14-7-4	32	t-3rd/t-4th	24,14,29	Dubnyk/KUEMPER	*19,173
26	12/7	@ COL	1-2 L			OT	14-7-5	33	t-3rd/t-4th	11	Kuempfer	16,589
27	12/11	@ ARI	1-2 L			OT	14-7-6	34	5th/6th	46	Kuempfer	14,404
28	12/12	@ SJ	2-0 W				15-7-6	36	t-3rd/t-4th	11,9	Kuempfer	16,766
29	12/15	VAN	6-2 W				16-7-6	38	t-3rd/t-4th	26p,16,11p,9,20p,6	Kuempfer	*18,804
30	12/17	NYR	5-2 W				17-7-6	40	t-3rd/t-4th	9,24p,29p,7,9	Dubnyk	*19,090
31	12/19	@ NSH	2-3 L				17-8-6	40	4th/5th	11,16	Dubnyk	*17,117
32	12/21	DAL	3-6 L				17-9-6	40	4th/5th	46,3,22	Dubnyk	*19,047
33	12/22	MTL	2-1 W				18-9-6	42	4th/t-4th	29,3	Kuempfer	*19,105
34	12/26	PIT	1-3 L				18-10-6	42	4th/5th	16	Dubnyk	*19,234
35	12/28	DET	3-1 W				19-10-6	44	t-3rd/t-4th	3,9p,9	Dubnyk	*19,110
36	12/31	@ STL	3-1 W				20-10-6	46	4th/5th	22,56,26	Dubnyk	*19,194
37	1/2	@ TB	2-3 L			SO	20-10-7	47	4th/5th	3,46	Dubnyk	*19,092
38	1/3	@ FLA	1-2 L				20-11-7	47	4th/5th	16	Dubnyk	15,426
39	1/5	@ CBJ	4-2 W				21-11-7	49	4th/5th	11,11,11,64	Dubnyk	12,411
40	1/7	PHI	4-3 L			OT	21-11-8	50	4th/5th	6,16,11	Dubnyk	*19,125
41	1/9	@ DAL	2-1 W				22-11-8	52	4th/5th	18,26	Dubnyk	*18,532
42	1/10	NI	1-2 L				22-12-8	52	4th/5th	11	Kuempfer	*19,028
43	1/12	BUF	2-3 L				22-13-8	52	4th/5th	20s,26	Dubnyk	*19,034
44	1/15	WPG	0-1 L				22-14-8	52	4th/5th		Dubnyk	*19,222
45	1/16	@ NSH	0-3 L				22-15-8	52	4th/5th		Dubnyk	*17,302
46	1/20	@ ANA	1-3 L				22-16-8	52	4th/5th	19	Dubnyk	15,962
47	1/21	@ LA	3-0 W				23-16-8	54	4th/5th	11p,3,56s	Kuempfer	*18,230
48	1/23	@ SJ	3-4 L				23-17-8	54	5th/6th	7,3p,19	Kuempfer	16,956
49	1/25	ARI	1-2 L			SO	23-17-9	55	t-4th/t-5th	3	Dubnyk	*19,020
50	2/2	@ NYI	3-5 L				23-18-9	55	6th/8th	3,29,22p	Dubnyk	13,331
51	2/4	@ NYR	2-4 L				23-19-9	55	6th/t-8th	18,24p	Dubnyk	*18,006
52	2/6	@ STL	1-4 L				23-20-9	55	6th/9th	24p	Dubnyk	*19,318
53	2/9	DAL	3-4 L			OT	23-20-10	56	6th/9th	56,14,9p	Kuempfer	*19,087
54	2/11	WSH	3-4 L				23-21-10	56	6th/9th	3,20p,64	Dubnyk	*19,213
55	2/13	BOS	2-4 L				23-22-10	56	6th/t-9th	26,4	Kuempfer	*19,191
56	2/15	@ VAN	5-2 W				24-22-10	58	6th/t-9th	11,46,14,3p,22	Dubnyk	18,437
57	2/17	@ CGY	5-3 W				25-22-10	60	6th/9th	56,16s,9p,29,3	Dubnyk	*19,289
58	2/18	@ EDM	5-2 W				26-22-10	62	6th/9th	29p,24p,26,64,3	Kuempfer	*16,839
59	2/21	CHI	6-1 W				27-22-10	64	6th/9th	24,26p,22,29,18,56	Dubnyk	*50,426
60	2/23	NYI	1-4 L				27-23-10	64	6th/9th	7	Dubnyk	*19,085
61	2/25	@ PHI	2-3 L				27-24-10	64	6th/9th	26p,64	Dubnyk	18,631
62	2/26	@ WSH	2-3 L				27-25-10	64	6th/9th	9p,22	Kuempfer	*18,605
63	2/28	FLA	3-1 W				28-25-10	66	6th/9th	3,56,29p	Dubnyk	*19,093
64	3/1	COL	6-3 W				29-25-10	68	t-5th/t-8th	22,29,56,3,3,22	Dubnyk	*19,107
65	3/3	@ TOR	2-1 W				30-25-10	70	t-5th/t-8th	9p,64p	Dubnyk	*18,915
66	3/5	@ BUF	3-2 W			SO	31-25-10	72	5th/8th	12,9p	Dubnyk	*19,070
67	3/6	STL	4-2 L				31-26-10	72	5th/8th	20,24	DUBNYK/Kuempfer	*19,040
68	3/10	EDM	1-2 L				31-27-10	72	6th/9th	11	Kuempfer	*19,058
69	3/12	@ MTL	4-1 W				32-27-10	74	t-5th/t-8th	22,64,64p,56	Dubnyk	*21,288
70	3/15	@ OTT	2-3 L			OT	32-27-11	75	5th/8th	22,18	Dubnyk	*18,966
71	3/17	@ NJ	4-7 L				32-28-11	75	6th/9th	22p,46p,14,9	Dubnyk	15,114
72	3/19	CAR	3-2 W			SO	33-28-11	77	6th/9th	12,16	Dubnyk	*19,044
73	3/20	@ CHI	3-2 W			SO	34-28-11	79	6th/9th	56,22	Dubnyk	*22,059
74	3/22	LA	2-1 W				35-28-11	81	5th/8th	56,9p	Dubnyk	*19,018
75	3/24	CGY	6-2 W				36-28-11	83	5th/8th	11,11,11p,46p,46p,22	Dubnyk	*19,032
76	3/26	@ COL	4-0 W				37-28-11	85	5th/8th	11,10,11p,64s	Dubnyk	*18,007
77	3/29	CHI	4-1 W				38-28-11	87	5th/8th	19,46,56,22	Dubnyk	*19,190
78	3/31	OTT	2-3 L				38-29-11	87	5th/8th	11,56	Dubnyk	*19,032
79	4/1	@ DET	2-3 L				38-30-11	87	5th/8th	25,64	Dubnyk	*20,027
80	4/3	@ WPG	1-5 L				38-31-11	87	5th/8th	64	Dubnyk	*15,294
81	4/5	SJ	0-3 L				38-32-11	87	5th/8th		Dubnyk	*19,061
82	4/9	CGY	1-2 L				38-33-11	87	5th/8th	27	Dubnyk/KUEMPER	*19,247



2014-15 MINNESOTA WILD

2014-15 GAME-BY-GAME



#	POS	PLAYER	GP	TOI/G	G	A	PTS	+/-	PIM	PP	SH	GW	SOG	SH%
11	LW	ZACH PARISE	74	19:11	33	29	62	21	41	11	0	3	259	12.7
29	RW	JASON POMINVILLE	82	18:17	18	36	54	9	8	3	0	4	252	7.1
26	LW	THOMAS VANEK	80	16:13	21	31	52	-6	37	5	0	2	171	12.2
9	C	MIKKO KOIVU	80	19:16	14	34	48	2	38	4	0	4	179	7.8
64	C	MIKAEL GRANLUND	68	17:54	8	31	39	17	20	0	0	2	99	8.1
20	D	RYAN SUTER	77	29:04	2	36	38	7	48	1	0	1	150	1.3
22	RW	NINO NIEDERREITER	80	14:33	24	13	37	2	28	6	1	5	149	16.1
3	C	CHARLIE COYLE	82	14:33	11	24	35	13	39	1	0	4	120	9.2
14	RW	JUSTIN FONTAINE	71	11:57	9	22	31	13	12	0	0	2	104	8.7
16	LW	JASON ZUCKER	51	15:04	21	5	26	-9	18	1	1	3	124	16.9
46	D	JARED SPURGEON	66	22:37	9	16	25	3	6	3	0	2	128	7.0
6	D	MARCO SCANDELLA	64	21:43	11	12	23	8	56	1	0	4	112	9.8
21	C	KYLE BRODZIAK	73	13:03	9	11	20	-6	47	0	1	0	86	10.5
25	D	JONAS BRODIN	71	24:10	3	14	17	21	8	0	0	1	95	3.2
55	D	MATT DUMBA*	58	15:01	8	8	16	13	23	2	0	2	86	9.3
56	C	ERIK HAULA	72	12:09	7	7	14	-7	32	1	0	1	92	7.6
18	C	RYAN CARTER	53	10:05	3	10	13	3	55	0	1	0	47	6.4
44	RW	CHRIS STEWART	20	15:31	3	8	11	4	25	0	0	0	39	7.7
24	LW	MATT COOKE	29	12:36	4	6	10	0	13	0	0	0	24	16.7
5	D	CHRISTIAN FOLIN*	40	15:12	2	8	10	3	13	0	0	0	39	5.1
10	C	JORDAN SCHROEDER	25	10:51	3	5	8	9	2	0	0	0	48	6.3
39	D	NATE PROSSER	63	12:48	2	5	7	-1	32	0	0	1	38	5.3
27	LW	BRETT SUTTER	6	9:19	0	3	3	1	4	0	0	0	6	0.0
19	LW	STEPHANE VEILLEUX	12	7:42	1	1	2	0	10	0	0	1	9	11.1
2	D	KEITH BALLARD	14	12:03	0	1	1	-3	26	0	0	0	5	0.0
23	LW	SEAN BERGENHEIM	17	10:45	1	0	1	-4	6	0	0	0	24	4.2
4	D	STU BICKEL	9	5:26	0	1	1	1	46	0	0	0	3	0.0
7	D	JONATHAN BLUM	4	9:52	0	1	1	-3	2	0	0	0	3	0.0
33	D	JORDAN LEOPOLD	18	13:19	0	1	1	1	8	0	0	0	17	0.0
44	D	JUSTIN FALK	13	9:08	0	0	0	-6	7	0	0	0	10	0.0
53	C	TYLER GRAOVAC*	3	9:13	0	0	0	0	0	0	0	0	4	0.0

#	GOALTENDER	GP	W	L	OT	SA	GA	GAA	SV	SV%	SO	A	PIM	MIN
40	DEVAN DUBNYK	39	27	9	2	1064	68	1.78	996	.936	5	2	2	2,293
35	DARCY KUEMPER	31	14	12	2	718	68	2.60	650	.905	3	0	0	1,569
32	NIKLAS BACKSTROM	19	5	7	3	452	51	3.04	401	.887	0	0	2	1,005
33	JOHN CURRY	2	0	0	1	25	5	4.17	20	.800	0	0	0	72

* Rookie

GAME	DATE	OPPONENT	RESULT	W	L	OT	RECORD	PTS	DIVISION/ CONF. RANK	WILD GOALS (BY #)	WILD GOALTENDERS	ATT.
1	10/9	COL	5-0	W			1-0-0	2	t-1st/t-1st	29,46,11,22,20	Kuemper	*19,098
2	10/11	@ COL	3-0	W			2-0-0	4	t-1st/t-1st	3,16,11	Kuemper	*18,139
3	10/17	@ ANA	1-2		L		2-1-0	4	4th/t-9th	16	Kuemper	*17,306
4	10/19	@ LA	1-2		L		2-2-0	4	5th/10th	24	Backstrom	*18,230
5	10/23	ARI	2-0	W			3-2-0	6	4th/9th	3,29	Kuemper	*18,551
6	10/25	TB	7-2	W			4-2-0	8	4th/t-8th	6,9,56,16,11,46,16s	Kuemper	*18,884
7	10/27	@ NYR	4-5		L		4-3-0	8	4th/10th	39,24,29,16	Kuemper	*18,006
8	10/28	@ BOS	4-3	W			5-3-0	10	4th/9th	22,11,14,6	Backstrom	*17,565
9	10/30	SJ	4-3	W		SO	6-3-0	12	3rd/t-6th	9,21,21	Kuemper	*18,633
10	11/1	DAL	4-1	W			7-3-0	14	t-1st/t-4th	64,55,26p,22p	Kuemper	*19,088
11	11/4	PIT	1-4		L		7-4-0	14	5th/10th	22s	Kuemper	*18,788
12	11/6	@ OTT	0-3		L		7-5-0	14	5th/10th		Backstrom	16,867
13	11/8	@ MTL	1-4		L		7-6-0	14	5th/10th	29	Kuemper	*21,287
14	11/11	@ NJ	1-3		L		7-7-0	14	t-5th/t-10th	18s	Kuemper	14,256
15	11/13	BUF	6-3	W			8-7-0	16	t-5th/t-10th	18,22,21,22p,46p,22	Kuemper/BACKSTROM	*18,925
16	11/15	@ DAL	2-1	W			9-7-0	18	5th/10th	56,64	Kuemper	17,543
17	11/16	WPG	4-3	W		OT	10-7-0	20	5th/10th	22p,11,11,6	Backstrom/KUEMPER	*18,808
18	11/20	@ PHI	3-2	W			11-7-0	22	5th/10th	22p,6,16	Kuemper	*19,919
19	11/22	@ TB	1-2		L		11-8-0	22	5th/10th	11	Kuemper	*19,204
20	11/24	@ FLA	4-1	W			12-8-0	24	4th/t-8th	16,22,16,11	Backstrom	8,426
21	11/26	LA	0-4		L		12-9-0	24	5th/t-9th		KUEMPER/Backstrom	*19,038
22	11/28	@ DAL	5-4	W		OT	13-9-0	26	5th/9th	22,16,64,26,6	Kuemper	*18,532
23	11/29	STL	2-3		L	SO	13-9-1	27	5th/9th	9,11	Backstrom	*19,124
24	12/3	MTL	2-1	W			14-9-1	29	5th/9th	16,29	Kuemper	*19,034
25	12/5	ANA	4-5		L		14-10-1	29	5th/10th	9p,11p,25,14	Kuemper	*19,044
26	12/9	NYI	5-4	W			15-10-1	31	5th/10th	29p,9,56,26,22	Backstrom	*18,904
27	12/11	@ SJ	1-2		L		15-11-1	31	5th/10th	5	Kuemper	17,097
28	12/13	@ ARI	4-3	W		SO	16-11-1	33	5th/10th	22,16,11	Backstrom	13,975
29	12/16	CHI	3-5		L		16-12-1	33	5th/10th	26,22,6	Backstrom	*21,472
30	12/17	BOS	2-3		L	OT	16-12-2	34	5th/10th	21,29	Backstrom	*18,841
31	12/20	NSH	5-6		L	OT	16-12-3	35	5th/10th	16,11,6p,11p,26	Kuemper/BACKSTROM	*19,017
32	12/23	PHI	2-5		L		16-13-3	35	5th/10th	6,3p	Kuemper	*19,020
33	12/27	WPG	3-4		L	OT	16-13-4	36	5th/10th	64,29,26p	Curry	*19,177
34	12/29	@ WPG	3-2	W			17-13-4	38	5th/10th	18,14,6	Kuemper	*15,016
35	12/31	@ CBJ	1-3		L		17-14-4	38	6th/11th	11p	Kuemper	18,040
36	1/2	TOR	3-1	W			18-14-4	40	5th/10th	21,46,9p	Kuemper	*19,168
37	1/3	@ DAL	1-7		L		18-15-4	40	6th/11th	26p	KUEMPER/Backstrom	*18,532
38	1/6	SJ	3-4		L	OT	18-15-5	41	6th/11th	16,46,16	Kuemper	*18,043
39	1/8	CHI	2-4		L		18-16-5	41	7th/12th	16,29p	Backstrom	*19,060
40	1/10	NSH	1-3		L		18-17-5	41	7th/12th	3	Backstrom	*19,052
41	1/11	@ CHI	1-4		L		18-18-6	41	7th/12th	24	Backstrom	*21,809
42	1/13	@ PIT	2-7		L		18-19-6	41	7th/12th	25,14	BACKSTROM/Curry	18,642
43	1/15	@ BUF	7-0	W			19-19-5	43	7th/12th	11,26p,21s,55,46,24,56p	Dubnyk	18,963
44	1/17	ARI	3-1	W			20-19-5	45	7th/12th	3,16,11	Dubnyk	*19,111
45	1/19	CBJ	1-3		L		20-20-5	45	7th/12th	11p	Dubnyk	*19,064
46	1/20	@ DET	4-5		L	SO	20-20-6	46	7th/12th	9p,11p,26,11	Dubnyk/KUEMPER	*20,027
47	1/27	@ EDM	2-1	W			21-20-6	48	7th/12th	22,3	Dubnyk	*16,839
48	1/29	@ CGY	1-0	W			22-20-6	50	7th/12th	11	Dubnyk	*19,289
49	2/1	@ VAN	4-2	W			23-20-6	52	7th/12th	11,46p,26,16	Dubnyk	18,438
50	2/3	CHI	3-0	W			24-20-6	54	6th/10th	9,16,64	Dubnyk	*19,104
51	2/7	COL	1-0	W			25-20-6	56	5th/9th	3	Dubnyk	*19,244
52	2/9	VAN	5-3	W			26-20-6	58	5th/9th	10,29p,22,20p,21	Dubnyk	*18,804
53	2/10	@ WPG	1-2		L	OT	26-20-7	59	5th/9th	29	Dubnyk	*15,016
54	2/12	FLA	2-1	W			27-20-7	61	5th/9th	29,11p	Dubnyk	*19,055
55	2/14	CAR	6-3	W			28-20-7	63	5th/9th	26,26,10,39,56,11	Dubnyk	*19,220
56	2/16	@ VAN	2-3		L		28-21-7	63	5th/10th	22,22	Dubnyk	18,465
57	2/18	@ CGY	3-2	W		OT	29-21-7	65	5th/10th	14,55,9	Dubnyk	19,277
58	2/20	@ EDM	4-0	W			30-21-7	67	5th/9th	14,22,10,14	Dubnyk	*16,839
59	2/22	DAL	6-2	W			31-21-7	69	5th/7th	11,9,19,55p,64,11	Dubnyk	*18,754
60	2/24	EDM	1-2		L		31-22-7	69	5th/8th	26	Dubnyk	*19,044
61	2/26	@ NSH	4-2	W			32-22-7	71	5th/7th	56,21,22,22	Dubnyk	*17,113
62	2/28	@ COL	3-1	W			33-22-7	73	5th/7th	56,14,29	Dubnyk	*18,087
63	3/3	OTT	3-2	W		SO	34-22-7	75	5th/t-6th	55,55	Dubnyk	*19,054
64	3/5	@ WSH	2-1	W			35-22-7	77	4th/5th	29,29	Dubnyk	*18,506
65	3/6	@ CAR	3-1	W			36-22-7	79	4th/5th	3,64,11	Dubnyk	10,857
66	3/8	COL	2-3		L		36-23-7	79	4th/5th	44,26	Dubnyk	*19,119
67	3/10	NJ	6-2	W			37-23-7	81	4th/5th	23,44,46,26,29,26p	Dubnyk	*19,034
68	3/13	ANA	2-1		L		37-24-7	81	4th/t-5th	11p	Dubnyk	*19,045
69	3/14	@ STL	3-1	W			38-24-7	83	4th/5th	26,22,21	Dubnyk	*19,638
70	3/17	@ NSH	3-2	W		OT	39-24-7	85	4th/5th	3,3,55	Dubnyk	*17,209
71	3/19	WSH	2-3		L		39-25-7	85	4th/5th	5,46p	Dubnyk	*19,044
72	3/21	STL	6-3	W			40-25-7	87	4th/5th	44,26,11,25,15,9p	Dubnyk	*19,204
73	3/23	@ TOR	2-1	W			41-25-7	89	4th/5th	3,26	Dubnyk	18,366
74	3/24	@ NYI	2-1	W		SO	42-25-7	91	4th/5th	11	Dubnyk	*16,170
75	3/27	CGY	4-2	W			43-25-7	93	4th/5th	55p,26,9,11	Dubnyk	*19,040
76	3/28	LA	4-1	W			44-25-7	95	3rd/t-5th	22,9,22p,9	Dubnyk	*19,204
77	4/2	NYR	2-3		L		44-26-7	95	4th/t-5th	29,26	Dubnyk	*19,244
78	4/4	DET	2-3		L	SO	44-26-8	96	4th/5th	11,11p	Dubnyk	*19,246
79	4/6	WPG	0-2		L		44-27-8	96	4th/6th		Dubnyk	*19,010
80	4/7	@ CHI	2-1	W			45-27-8	98	4th/5th	64,16	Dubnyk	*21,851
81	4/9	@ NSH	4-2	W			46-27-8	100	4th/5th	16p,6,29,16	Kuemper	*17,236
82	4/11	@ STL	2-4		L		46-28-8	100	4th/6th	6,11p	DUBNYK/Kuemper	*19,155



2013-14 MINNESOTA WILD



#	POS	PLAYER	GP	TOI/G	G	A	PTS	+/-	PIM	PP	SH	GW	SOG	SH%
29	RW	JASON POMINVILLE	82	18:35	30	30	60	3	16	7	0	5	226	13.3
11	LW	ZACH PARISE	67	20:26	29	27	56	10	30	14	1	5	245	11.8
9	C	MIKKO KOIVU	65	20:56	11	43	54	0	24	2	0	4	147	7.5
20	D	RYAN SUTER	82	29:25	8	35	43	15	34	3	0	0	150	5.3
64	C	MIKAEL GRANLUND	63	17:19	8	33	41	-3	22	2	0	2	104	7.7
22	RW	NINO NIEDERREITER	81	14:06	14	22	36	12	44	2	0	1	143	9.8
3	C	CHARLIE COYLE	70	17:05	12	18	30	-7	33	2	0	2	135	8.9
24	LW	MATT COOKE	82	15:24	10	18	28	8	54	0	1	3	104	9.6
15	RW	DANY HEATLEY	76	14:49	12	16	28	-18	18	4	0	2	110	10.9
46	D	JARED SPURGEON	67	22:38	5	21	26	15	16	2	0	1	91	5.5
21	C	KYLE BRODZIAK	81	16:13	8	16	24	0	61	0	1	1	115	7.0
14	RW	JUSTIN FONTAINE*	66	12:15	13	8	21	6	26	1	0	1	79	16.5
25	D	JONAS BRODIN	79	23:54	8	11	19	0	22	3	0	0	74	10.8
6	D	MARCO SCANDELLA	76	18:49	3	14	17	10	20	0	0	1	80	3.8
56	LW	ERIK HAULA*	46	10:09	6	9	15	14	29	0	1	1	56	10.7
26	LW	MATT MOULSON	20	17:58	6	7	13	7	8	1	0	3	43	14.0
2	D	KEITH BALLARD	45	13:37	2	7	9	-7	37	0	0	0	29	7.0
17	RW	TORREY MITCHELL	58	10:08	1	8	9	-3	21	0	0	0	47	2.1
39	D	NATE PROSSER	53	14:32	2	6	8	2	58	0	0	2	30	6.7
4	D	CLAYTON STONER	63	13:20	1	4	5	-6	84	0	0	0	48	2.1
16	LW	JASON ZUCKER	21	12:59	4	1	5	2	2	1	0	1	40	10.0
19	LW	STEPHANE VEILLEUX	34	8:26	3	0	3	-2	21	0	0	0	26	11.5
55	D	MATT DUMBA*	13	12:27	1	1	2	-5	2	1	0	0	12	8.3
28	C	ZENON KONOPKA	36	7:17	1	1	2	-5	55	0	0	0	15	6.7
8	C	CODY MCCORMICK	14	9:47	1	1	2	2	7	0	0	0	6	16.7
7	D	JONATHAN BLUM	15	11:40	0	1	1	-1	0	0	0	0	11	0.0
5	D	CHRISTIAN FOLIN*	1	19:26	0	1	1	3	0	0	0	0	0	-
27	C	MIKE RUPP	13	6:13	0	1	1	1	23	0	0	0	6	0.0
54	RW	BRETT BULMER*	5	10:41	0	0	0	-2	2	0	0	0	7	0.0
18	C	JAKE DOWELL	1	7:09	0	0	0	-1	0	0	0	0	1	0.0
45	C	CARSON MCMILLAN*	1	8:06	0	0	0	0	0	0	0	0	0	-

#	GOALTENDER	GP	W	L	OT	SA	GA	GAA	SV	SV%	SO	A	PIM	MIN
37	JOSH HARDING	29	18	7	3	690	46	1.65	644	0.933	3	0	0	1,668
30	ILYA BRYZGALOV	12	7	1	3	269	24	2.12	245	0.911	3	0	0	679
35	DARCY KUEMPER*	26	12	8	4	702	60	2.43	642	0.915	2	0	0	1,480
33	JOHN CURRY	2	1	0	0	57	4	3.00	53	0.930	0	0	0	80
32	NIKLAS BACKSTROM	21	5	11	2	546	55	3.02	491	0.899	0	0	0	1,094

* Rookie

2013-14 GAME-BY-GAME



GAME	DATE	OPPONENT	RESULT	W	L	OT	RECORD	PTS	DIVISION/ CONF. RANK	WILD GOALS (BY #)	WILD GOALTENDERS	ATT.
1	10/3	LA	2-3	L	SO		0-0-1	1	t-5th/t-8th	24,25p	Backstrom	*18,511
2	10/5	ANA	3-4	L	OT		0-0-2	2	t-5th/t-7th	11p,29p,11	Backstrom	*18,213
3	10/8	@ NSH	2-3	L			0-1-2	2	t-5th/t-9th	11p,46p	Backstrom/HARDING	*17,196
4	10/10	WPG	2-1	W			1-1-2	4	t-3rd/t-7th	25,24	Harding	17,366
5	10/12	DAL	5-1	W			2-1-2	6	4th/t-6th	14,24,55p,22,11p	Harding	*18,278
6	10/14	@ BUF	2-1	W			3-1-2	8	t-2nd/t-3rd	21,29p	Harding	18,111
7	10/15	@ TOR	1-4	L			3-2-2	8	t-3rd/t-5th	29p	KUEMPER/Harding	*19,283
8	10/17	@ TB	1-3	L			3-3-2	8	4th/t-9th	9	Harding	16,454
9	10/19	@ FLA	1-2	L	SO		3-3-3	9	t-4th/t-9th	25p	Harding	13,081
10	10/22	NSH	2-0	W			4-3-3	11	t-3rd/t-8th	14,29	Harding	17,651
11	10/24	CAR	3-1	W			5-3-3	13	t-3rd/t-8th	22p,11,15p	HARDING/Backstrom	17,668
12	10/26	@ CHI	5-3	W			6-3-3	15	t-2nd/t-6th	11p,21,29,29,14	Backstrom	*21,521
13	10/28	CHI	1-5	L			6-4-3	15	3rd/t-8th	29	Backstrom	*18,685
14	11/1	MTL	4-3	W			7-4-3	17	4th/t-9th	14,29,22,29	Harding	*18,207
15	11/3	NJ	4-0	W			8-4-3	19	3rd/t-7th	64,17,15p,29	Harding	17,571
16	11/5	CGY	5-1	W			9-4-3	21	3rd/t-7th	9,11p,14,28,11	Harding	17,708
17	11/7	@ WSH	2-3	L	SO		9-4-4	22	t-3rd/t-7th	3p,64	Harding	*18,506
18	11/9	@ CAR	3-2	W	SO		10-4-4	24	t-3rd/t-5th	29,14	Harding	14,704
19	11/13	TOR	2-1	W	SO		11-4-4	26	3rd/t-6th	11	Backstrom/HARDING	17,897
20	11/15	FLA	3-2	W			12-4-4	28	t-2nd/t-5th	11p,29,3	Harding	*18,102
21	11/17	WPG	2-1	W			13-4-4	30	2nd/t-5th	9,9	Harding	*18,283
22	11/19	@ MTL	2-6	L			13-5-4	30	t-3rd/t-7th	22,15p	HARDING/Kuemper	*21,273
23	11/20	@ OTT	4-3	W			14-5-4	32	t-1st/t-2nd	29p,25,15,9	Harding	16,642
24	11/23	@ WPG	3-2	W	SO		15-5-4	34	t-3rd/t-5th	22,11s	Backstrom	*15,004
25	11/25	@ STL	0-3	L			15-6-4	34	t-3rd/t-6th		Backstrom	15,832
26	11/27	ARI	1-3	L			15-7-4	34	t-3rd/t-6th	15	Backstrom	*18,265
27	11/29	COL	1-3	L			15-8-4	34	4th/t-7th	15	Harding	*19,081
28	11/30	@ COL	2-3	L	SO		15-8-5	35	4th/t-7th	24,9	Harding	17,857
29	12/2	PHI	2-0	W			16-8-5	37	4th/t-7th	29,3	Harding	17,676
30	12/5	CHI	4-3	W			17-8-5	39	3rd/t-6th	24,11p,25p,6	Harding	*18,852
31	12/6	@ CBJ	0-4	L			17-9-5	39	4th/t-7th		Backstrom	11,319
32	12/8	SJ	3-1	W			18-9-5	41	t-2nd/t-5th	11,9,11	Harding	*18,411
33	12/11	@ ANA	1-2	L			18-10-5	41	3rd/t-6th	29p	Harding	15,252
34	12/12	@ SJ	1-3	L			18-11-5	41	4th/t-7th	25	Backstrom	*17,562
35	12/14	@ COL	2-1	W	SO		19-11-5	43	t-3rd/t-7th	22	Harding	16,188
36	12/17	VAN	3-2	W	SO		20-11-5	45	t-3rd/t-7th	11p,3	Harding	*18,531
37	12/19	@ PIT	2-5	L			20-12-5	45	4th/t-8th	29,15	Backstrom	*18,623
38	12/22	@ NYR	1-4	L			20-13-5	45	4th/t-8th	29	Backstrom	*18,006
39	12/23	@ PHI	1-4	L			20-14-5	45	4th/t-8th	64p	Backstrom	*19,872
40	12/27	@ WPG	4-6	L			20-15-5	45	4th/t-9th	15,14,19,9p	Backstrom	*15,004
41	12/29	NYI	4-5	L			20-16-5	45	t-4th/t-9th	20,25,22,14	Harding	*18,851
42	12/31	STL	1-2	L			20-17-5	45	5th/t-10th	20	Harding	*18,919
43	1/2	BUF	4-1	W			21-17-5	47	t-4th/t-9th	6,29,16,21	Backstrom	*18,229
44	1/4	WSH	5-3	W			22-17-5	49	4th/t-8th	22,20p,20p,16p,20	Backstrom	*19,022
45	1/7	@ LA	2-1	W	SO		23-17-5	51	4th/t-8th	22	Kuemper	*18,118
46	1/9	@ ARI	4-1	W			24-17-5	53	4th/t-8th	14,21,14p,14	Backstrom	10,075
47	1/11	COL	2-4	L			24-18-5	53	4th/t-8th	3,3	Backstrom	*19,117
48	1/12	@ NSH	4-0	W			25-18-5	55	4th/t-8th	15,16,24,6	Kuemper	16,221
49	1/14	OTT	0-3	L			25-19-5	55	4th/t-8th		Kuemper	*18,117
50	1/16	EDM	4-1	W			26-19-5	57	4th/t-7th	29,39,14,16	Kuemper	*18,037
51	1/18	DAL	3-2	W	OT		27-19-5	59	4th/t-7th	56,20,39	Kuemper	*19,192
52	1/21	@ DAL	0-4	L			27-20-5	59	4th/t-8th		Kuemper	11,191
53	1/23	CHI	2-1	W			28-20-5	61	4th/t-7th	29,24	Kuemper	*19,226
54	1/25	@ SJ	2-3	L	OT		28-20-6	62	4th/t-7th	24,2	Kuemper	*17,562
55	1/28	@ ANA	4-2	W			29-20-6	64	4th/t-7th	29,64p,11,56	Kuemper	15,020
56	1/30	@ COL	4-5	L			29-21-6	64	4th/t-7th	11p,11,64,29	Kuemper/BACKSTROM	14,697
57	2/1	@ CGY	3-4	L	OT		29-21-7	65	4th/t-7th	24s,15p,2	Kuemper	*19,289
58	2/4	TB	2-1	W			30-21-7	67	4th/t-6th	22p,15	Kuemper	*18,454
59	2/6	NSH	3-2	W	OT		31-21-7	69	4th/t-6th	25,11p,22	Kuemper	*18,766
60	2/27	@ EDM	3-0	W			32-21-7	71	4th/t-7th	64,19,15	Kuemper	*16,839
61	2/28	@ VAN	2-1	W	SO		33-21-7	73	4th/t-6th	11p	Kuemper	*18,910
62	3/3	CGY	3-2	W			34-21-7	75	4th/t-7th	21,46p,11	Kuemper	*18,543
63	3/8	@ DAL	3-4	L			34-22-7	75	4th/t-7th	56s,3p,21	Kuemper	*19,109
64	3/9	STL	2-3	L	SO		34-22-8	76	4th/t-7th	29,26	Bryzgalov	*18,909
65	3/11	EDM	3-4	L	SO		34-22-9	77	4th/t-7th	11p,46,29	Kuemper	*18,650
66	3/13	NYR	2-1	W			35-22-9	79	4th/t-7th	22,11	Kuemper	*18,885
67	3/15	CBJ	1-2	L	SO		35-22-10	80	4th/t-7th	29	Kuemper	*19,042
68	3/17	@ BOS	1-4	L			35-23-10	80	4th/t-7th	29	Kuemper	*17,565
69	3/18	@ NYI	6-0	W			36-23-10	82	4th/t-6th	26,46,64,4,14,26p	Bryzgalov	*14,888
70	3/20	@ NJ	3-4	L	OT		36-23-11	83	4th/t-7th	20p,64,24	Bryzgalov	14,772
71	3/22	DET	2-3	L			36-24-11	83	4th/t-7th	9p,3	Kuemper	*19,176
72	3/23	@ DET	4-3	W	OT		37-24-11	85	4th/t-7th	29p,3,11,26	Bryzgalov	*20,066
73	3/26	VAN	2-5	L			37-25-11	85	4th/t-7th	3,22	Kuemper	*19,014
74	3/27	@ STL	1-5	L			37-26-11	85	4th/t-7th	11	Kuemper	*19,646
75	3/29	@ ARI	3-1	W			38-26-11	87	4th/t-7th	11,46,11	Bryzgalov	16,691
76	3/31	@ LA	3-2	W			39-26-11	89	4th/t-7th	11p,26,9	Bryzgalov	*18,118
77	4/3	@ CHI	2-3	L	SO		39-26-12	90	4th/t-7th	3,56	Bryzgalov	*21,791
78	4/5	PIT	4-0	W			40-26-12	92	4th/t-7th	56,9,19,8	Bryzgalov	*19,409
79	4/7	@ WPG	1-0	W			41-26-12	94	4th/t-7th	3	Bryzgalov	*15,004
80	4/8	BOS	4-3	W	SO		42-26-12	96	4th/t-6th	29p,29,20	Bryzgalov	*18,893
81	4/10	STL	4-2	W			43-26-12	98	4th/t-7th	22,21s,26,21	Curry	*18,664
82	4/13	NSH	3-7	L			43-27-12	98	4th/t-7th	56,29,11p	BRYZGALOV/Curry	*18,658



2012-13 MINNESOTA WILD

2012-13 GAME-BY-GAME



#	POS	PLAYER	GP	TOI/G	G	A	PTS	+/-	PIM	PP	SH	GW	SOG	SH%
11	L	ZACH PARISE	48	20:40	18	20	38	2	16	7	4	3	182	9.9
9	C	MIKKO KOIVU	48	21:05	11	26	37	2	26	0	3	3	127	8.7
20	D	RYAN SUTER	48	27:16	4	28	32	2	24	3	1	0	91	4.4
7	C	MATT CULLEN	42	15:53	7	20	27	9	10	0	0	3	79	8.9
10	R	DEVIN SETOGUCHI	48	14:26	13	14	27	5	20	5	3	0	97	13.4
15	R	DANY HEATLEY	36	18:32	11	10	21	-12	8	3	1	0	83	13.3
96	L	PIERRE-MARC BOUCHARD	43	13:56	8	12	20	3	8	0	2	0	71	11.3
46	D	JARED SPURGEON	39	21:32	5	10	15	1	4	4	2	0	67	7.5
63	R	CHARLIE COYLE*	37	15:03	8	6	14	3	28	1	2	0	50	16.0
77	D	TOM GILBERT	43	19:19	3	10	13	-11	18	1	0	0	36	8.3
21	C	KYLE BRODZIAK	48	17:21	8	4	12	-18	20	1	1	0	88	9.1
25	D	JONAS BRODIN*	45	23:12	2	9	11	3	10	1	0	0	51	3.9
22	R	CAL CLUTTERBUCK	42	13:44	4	6	10	-5	27	0	1	0	87	4.6
4	D	CLAYTON STONER	48	18:12	0	10	10	0	42	0	0	0	40	0.0
29	R	JASON POMINVILLE	10	20:10	4	5	9	0	0	1	1	0	24	16.7
64	C	MIKAEL GRANLUND*	27	13:10	2	6	8	-4	6	0	0	0	36	5.6
17	L	TORREY MITCHELL	45	10:26	4	4	8	-8	21	0	1	0	39	10.3
16	L	JASON ZUCKER*	20	11:15	4	1	5	4	8	0	0	0	34	11.8
27	L	MIKE RUPP	32	8:21	1	3	4	1	67	0	0	0	27	3.7
44	D	JUSTIN FALK	36	13:12	0	3	3	-9	40	0	0	0	27	0.0
5	D	BRETT CLARK	8	14:04	0	1	1	-9	0	0	0	0	6	0.0
6	D	MARCO SCANDELLA	6	14:25	1	0	1	-1	4	0	0	0	7	14.3
18	C	JAKE DOWELL	2	8:32	0	0	0	0	0	0	0	0	3	0.0
28	C	ZENON KONOPKA	37	8:26	0	0	0	-4	117	0	0	0	18	0.0
47	L	JOHAN LARSSON*	1	14:02	0	0	0	0	0	0	0	0	2	0.0
14	C	DARROLL POWE	8		0	0	0	1	9	0	0	0	5	0.0
39	D	NATE PROSSER	17	11:15	0	0	0	4	4	0	0	0	5	0.0

#	GOALTENDER	GP	W	L	OT	SA	GA	GAA	SV	SV%	SO	A	PIM	MIN
32	NIKLAS BACKSTROM	42	24	15	3	1072	98	2.48	974	0.909	2	2	2	2,368
35	DARCY KUEMPER*	6	1	2	0	119	10	2.08	109	0.916	0	0	0	288
37	JOSH HARDING	5	1	1	0	73	10	3.24	63	0.863	1	0	0	185
31	MATT HACKETT*	1	0	1	0	33	5	5.08	28	0.848	0	0	0	59

* Rookie

GAME	DATE	OPPONENT	RESULT	W	L	OT	RECORD	PTS	DIVISION/ CONF. RANK	WILD GOALS (BY #)	WILD GOALTENDERS	ATT.
1	1/19	COL	4-2	W			1-0-0	2	1st/t-1st	15p,64,15p,96	Backstrom	*19,298
2	1/20	DAL	1-0	W			2-0-0	4	1st/t-1st	11	Harding	*18,296
3	1/22	NSH	1-3		L		2-1-0	4	1st/t-2nd	15	Backstrom	17,540
4	1/25	@ DET	3-5		L		2-2-0	4	t-3rd/t-6th	11p,77,11	Harding	*20,066
5	1/27	@ STL	4-5		L	OT	2-2-1	5	t-1st/t-3rd	11p,11p,9,15	Backstrom	18,265
6	1/29	CBJ	3-2	W			3-2-1	7	1st/3rd	9,77,96	Backstrom	17,584
7	1/30	CHI	3-2	W		SO	4-2-1	9	1st/3rd	7,22	Harding/BACKSTROM	*18,550
8	2/1	@ ANA	1-3		L		4-3-1	9	t-2nd/t-5th	6	Backstrom	13,007
9	2/4	@ ARI	1-2		L		4-4-1	9	t-3rd/t-8th	11	Backstrom	9,508
10	2/7	VAN	1-4		L		4-5-1	9	3rd/11th	77p	BACKSTROM/Harding	*18,352
11	2/9	NSH	2-1	W		OT	5-5-1	11	t-2nd/t-10th	22,10p	Backstrom	*18,806
12	2/11	@ CGY	2-1	W		SO	6-5-1	13	t-2nd/t-8th	21	Backstrom	*19,289
13	2/12	@ VAN	1-2		L		6-6-1	13	t-2nd/t-9th	10p	Kuemper	*18,910
14	2/14	COL	3-4		L	SO	6-6-2	14	2nd/t-9th	11,27,9	Backstrom	*18,822
15	2/17	DET	3-2	W			7-6-2	16	2nd/8th	15,16,17	Kuemper	*19,117
16	2/21	@ EDM	3-1	W			8-6-2	18	2nd/77th	7,10,7	Backstrom	*16,839
17	2/23	@ CGY	1-3		L		8-7-2	18	2nd/t-10th	63	Backstrom	*19,289
18	2/26	CGY	2-1	W		OT	9-7-2	20	2nd/t-10th	16,11p	Backstrom	*18,703
19	2/28	@ ARI	4-3	W			10-7-2	22	2nd/t-6th	16,15,15,46p	Backstrom	11,547
20	3/1	@ ANA	2-3		L		10-8-2	22	2nd/t-7th	21,10	Kuemper	15,264
21	3/3	EDM	4-2	W			11-8-2	24	2nd/t-4th	46,9,63,15p	Backstrom	*18,675
22	3/5	@ CHI	3-5		L		11-9-2	24	2nd/t-8th	10,20p,21	BACKSTROM/Kuemper	*21,836
23	3/9	@ NSH	2-1	W		SO	12-9-2	26	2nd/t-9th	11p	Backstrom	*17,113
24	3/10	VAN	4-2	W			13-9-2	28	t-1st/t-3rd	11,16,46p,11	Backstrom	*18,846
25	3/12	ANA	1-2		L		13-10-2	28	3rd/t-8th	10p	Backstrom	*18,808
26	3/14	COL	5-3	W			14-10-2	30	2nd/5th	17,10,25,9,9	Backstrom	*18,989
27	3/16	@ COL	6-4	W			15-10-2	32	t-1st/t-3rd	20p,10,22,21,96,10	Backstrom	17,708
28	3/18	@ VAN	3-1	W			16-10-2	34	1st/3rd	25p,63,7	Backstrom	*18,910
29	3/20	@ DET	4-2	W			17-10-2	36	1st/3rd	10,21p,9,10p	Backstrom	*20,066
30	3/23	SJS	2-0	W			18-10-2	38	t-1st/t-3rd	11,46p	Backstrom	*19,358
31	3/25	@ DAL	7-4	W			19-10-2	40	t-1st/t-3rd	11,9,11,7,21s,15,96	Backstrom	16,167
32	3/27	ARI	4-3	W		OT	20-10-2	42	t-1st/t-3rd	17,7,20,9	Backstrom	*19,076
33	3/29	@ DAL	3-5		L		20-11-2	42	2nd/4th	10,46p,17	Hackett	17,376
34	3/30	LA	4-3	W		SO	21-11-2	44	t-1st/t-3rd	7,63,11p	Backstrom	*19,223
35	4/1	STL	1-4		L		21-12-2	44	t-1st/t-3rd	15	Backstrom	*18,786
36	4/3	@ SJS	2-4		L		21-13-2	44	t-1st/t-3rd	63,15	Backstrom	*17,562
37	4/4	@ LA	0-3		L		21-14-2	44	2nd/t-5th		BACKSTROM/Kuemper	*18,118
38	4/7	@ CBJ	3-0	W			22-14-2	46	2nd/6th	20p,63p,29	Backstrom	15,909
39	4/9	CHI	0-1		L		22-15-2	46	2nd/t-6th		Backstrom	*19,158
40	4/11	STL	0-2		L		22-16-2	46	2nd/7th		Backstrom	*18,947
41	4/13	CBJ	2-3			SO	22-16-3	47	2nd/7th	96,29p	Backstrom	*19,187
42	4/15	@ CGY	4-3	W			23-16-3	49	2nd/6th	9,29,96,29	Backstrom	*19,289
43	4/16	@ EDM	5-3	W			24-16-3	51	2nd/6th	21,63,64,11p,21	Backstrom	*16,839
44	4/18	@ SJS	1-6		L		24-17-3	51	2nd/7th	96	BACKSTROM/Kuemper	*17,562
45	4/21	CGY	1-4		L		24-18-3	51	2nd/t-7th	11	Backstrom	*19,039
46	4/23	LA	2-1	W			25-18-3	53	2nd/7th	63, 22	Backstrom	*18,825
47	4/26	EDM	1-6		L		25-19-3	53	2nd/t-8th	9	BACKSTROM/Harding	*18,575
48	4/27	@ COL	3-1	W			26-19-3	55	2nd/8th	11, 10p, 96	Backstrom	*17,731

ALL CAPS indicates decision, * indicates sell out, p-power-play goal, s-short-handed goal, ps-penalty shot



2011-12 MINNESOTA WILD

2011-12 GAME-BY-GAME



#	POS	PLAYER	GP	TOI/G	G	A	PTS	+/-	PIM	PP	SH	GW	SOG	SH%
15	L	DANY HEATLEY	82	20:56	24	29	53	2	28	8	0	3	238	10.1
9	C	MIKKO KOIVU	55	21:21	12	32	44	10	28	2	1	2	129	9.3
21	C	KYLE BRODZIAK	82	19:03	22	22	44	-15	66	5	0	0	160	13.8
10	R	DEVIN SETOGUCHI	69	17:35	19	17	36	-17	28	7	0	2	174	10.9
7	C	MATT CULLEN	73	18:56	14	21	35	-10	24	4	0	0	164	8.5
22	R	CAL CLUTTERBUCK	74	16:21	15	12	27	-4	103	3	4	2	161	9.3
25	R	NICK JOHNSON*	77	14:26	8	18	26	-6	45	0	0	1	146	5.5
46	D	JARED SPURGEON	70	21:35	3	20	23	-4	6	2	0	1	92	3.3
96	C	PIERRE-MARC BOUCHARD	37	16:19	9	13	22	-1	18	2	0	3	84	10.7
14	C	DARROLL POWE	82	13:59	6	7	13	-20	57	0	0	1	109	5.5
6	D	MARCO SCANDELLA*	63	21:46	3	9	12	-22	19	1	0	1	77	3.9
39	D	NATE PROSSER	51	19:14	1	11	12	-17	57	0	0	0	32	3.1
48	L	GUILLAUME LATENDRESSE	16	15:11	5	4	9	6	20	1	0	1	36	13.9
44	D	JUSTIN FALK	47	19:26	1	8	9	-13	54	1	0	0	46	2.2
26	C	ERIK CHRISTENSEN	29	10:24	6	1	7	-13	6	2	0	1	34	17.6
43	C	WARREN PETERS	58	10:35	1	4	5	-15	54	0	0	0	54	1.9
77	D	TOM GILBERT	20	24:03	0	5	5	-5	8	0	0	0	22	0.0
4	D	CLAYTON STONER	51	17:35	1	4	5	3	62	0	0	0	47	2.1
38	D	STEVEN KAMPPER	13	14:56	2	1	3	-7	2	0	0	0	12	16.7
45	R	CARSON MCMILLAN*	11	11:03	1	2	3	1	11	0	0	1	8	12.5
19	R	BRETT BULMER*	9	11:01	0	3	3	1	6	0	0	0	7	0.0
2	D	MIKE LUNDIN	17	20:12	0	2	2	-1	4	0	0	0	9	0.0
23	L	JEFF TAFFE	5	12:54	0	2	2	2	0	0	0	0	7	0.0
36	C	CHAD RAU*	9	10:53	2	0	2	-1	0	0	0	2	7	28.6
34	C	DAVID MCINTYRE*	7	10:54	1	1	2	-1	2	0	0	0	6	16.7
19	L	STEPHANE VEILLEUX	21	9:48	0	2	2	-2	15	0	0	0	16	0.0
41	R	JED ORTMAYER	35	9:43	1	1	2	-8	14	0	0	1	41	2.4
28	L	MATT KASSIAN*	24	5:32	2	0	2	-2	55	0	0	0	13	15.4
16	L	JASON ZUCKER*	6	11:01	0	2	2	-2	2	0	0	0	10	0.0
27	C	CODY ALMOND	10	10:12	1	0	1	-5	15	0	0	0	7	14.3
79	C	JAROD PALMER*	6	13:20	1	0	1	-2	4	0	0	0	14	7.1
47	D	CHAY GENOWAY*	1	18:16	0	1	1	0	0	0	0	0	1	0.0
29	R	JON DISALVATORE	1	14:27	0	0	0	0	2	0	0	0	2	0.0
59	D	KRIS FREDHEIM*	3	11:58	0	0	0	-2	2	0	0	0	0	0.0
17	R	NICK PALMIERI	9	10:35	0	0	0	-3	2	0	0	0	13	0.0
65	D	TYLER CUMA*	1	11:09	0	0	0	0	2	0	0	0	0	0.0
72	L	KRISTOPHER FOUCAULT*	1	8:50	0	0	0	0	0	0	0	0	0	0.0
20	D	KURTIS FOSTER	14	15:53	0	0	0	1	4	0	0	0	15	0.0
16	RW	BRAD STAUBITZ	43	6:30	0	0	0	-7	73	0	0	0	17	0.0

#	GOALTENDER	GP	W	L	OT	SA	GA	GAA	SV	SV%	SO	A	PIM	MIN
32	NIKLAS BACKSTROM	46	19	18	7	1299	105	2.43	1194	.919	4	2	2	2,589
37	JOSH HARDING	34	13	12	4	981	81	2.62	900	.917	2	0	0	1,854
* Rookie	MATT HACKETT*	12	3	6	0	282	22	2.37	260	.922	0	0	0	555

GAME	DATE	OPPONENT	RESULT	W	L	OT	RECORD	PTS	DIVISION/ CONF. RANK	WILD GOALS (BY #)	WILD GOALTENDERS	ATT.
1	10/08	CBJ	4-2	W			1-0-0	2	3rd/12th	7.6p,15p,10	Backstrom	*19,040
2	10/10	@ NYI	1-2		L		1-1-0	2	t-2nd/1-5th	7	Backstrom	11,278
3	10/11	@ OTT	3-4		L	SO	1-1-1	3	t-1st/5th	21,10p,25	Backstrom	*19,455
4	10/13	EDM	2-1	W		SO	2-1-1	5	2nd/4th	7	Backstrom	15,878
5	10/15	DET	2-3		L	OT	2-1-2	6	2nd/4th	5,22	Harding	17,104
6	10/18	PIT	2-4		L		2-2-2	6	2nd/7th	22s,48	Backstrom	17,297
7	10/20	@ EDM	2-1	W		SO	3-2-2	8	2nd/1-5th	15	Backstrom	*16,839
8	10/22	@ VAN	2-3		L	OT	3-2-3	9	t-2nd/1-6th	10,21	Backstrom	*18,860
9	10/27	ANA	2-3		L		3-3-3	9	t-3rd/1-10th	46p,7p	Backstrom	15,723
10	10/29	DET	1-0	W			4-3-3	11	t-3rd/1-8th	15	Harding	17,233
11	11/01	@ DET	2-1	W		OT	5-3-3	13	t-3rd/6th	9,10p	Harding	*20,066
12	11/03	VAN	5-1	W			6-3-3	15	2nd/4th	48,96,6,7,7	Harding	16,534
13	11/05	STL	2-1	W			7-3-3	17	2nd/4th	15,48	Harding	16,917
14	11/08	@ CGY	3-0	W			8-3-3	19	2nd/1-3rd	14,15p,48	Backstrom	*19,289
15	11/10	@ SJS	1-3		L		8-4-3	19	2nd/1-4th	21	Backstrom	*17,562
16	11/12	@ LAK	2-5		L		8-5-3	19	2nd/1-4th	22p,14	HARDING/Backstrom	*18,118
17	11/13	@ ANA	3-2	W			9-5-3	21	1st/3rd	21,7,46	Backstrom	13,803
18	11/15	@ CBJ	4-2	W			10-5-3	23	1st/2nd	7p,25,22,10	Backstrom	10,833
19	11/17	COL	1-0	W			11-5-3	25	1st/2nd	10	Backstrom	16,779
20	11/19	STL	3-2	W		SO	12-5-3	27	1st/1st	9s,9p	Harding	17,259
21	11/23	NSH	3-2	W			13-5-3	29	1st/1st	15,21p,22s	Harding	16,981
22	11/25	EDM	2-5		L		13-6-3	29	1st/1-1st	10p,96	Harding	*18,092
23	11/27	CGY	2-5		L		13-7-3	29	1st/2nd	22p,25	BACKSTROM/Harding	16,864
24	11/28	TBL	3-1	W			14-7-3	31	1st/1-1st	22s,96,9	Backstrom	16,628
25	11/30	@ EDM	3-2	W		SO	15-7-3	33	1st/1st	10,21p	Backstrom	*16,839
26	12/02	NJD	4-2	W			16-7-3	35	1st/1st	15,21,17,21	BACKSTROM/Harding	17,310
27	12/04	@ ANA	5-3	W			17-7-3	37	1st/1-1st	15p,17,96,25,22s	Harding	14,002
28	12/06	@ SJS	2-1	W			18-7-3	39	1st/1st	9,96p	HARDING/Hackett	*17,562
29	12/08	@ LAK	4-2	W			19-7-3	41	1st/1st	9,14,6,27	Hackett	*18,118
30	12/10	@ ARI	4-1	W			20-7-3	43	1st/1st	21p,9,21p,15p	Backstrom	10,976
31	12/13	@ WPG	1-2		L		20-8-3	43	1st/1st	48p	Backstrom	*15,004
32	12/14	CHI	3-4		L	SO	20-8-4	44	1st/1st	21,7,9	Backstrom	*19,254
33	12/17	NYI	1-2		L	SO	20-8-5	45	1st/1st	22	Backstrom	*18,209
34	12/19	@ VAN	0-4		L		20-9-5	45	1st/2nd		Backstrom	*18,890
35	12/20	@ CGY	1-2		L		20-10-5	45	1st/2nd	96	Harding	*19,289
36	12/22	@ EDM	1-4		L		20-11-5	45	1st/2nd	15	Backstrom	*16,839
37	12/26	COL	2-4		L		20-12-5	45	2nd/1-5th	96p,22	Backstrom	*19,290
38	12/28	@ NSH	1-2		L	SO	20-12-6	46	2nd/1-5th	15	Harding	*17,113
39	12/29	EDM	4-3	W			21-12-6	48	2nd/4th	9,79,96,15	Backstrom	*19,194
40	12/31	ARI	2-4		L		21-13-6	48	2nd/5th	96,7	Backstrom	*19,297
41	1/04	@ VAN	0-3		L		21-14-6	48	2nd/6th		Harding	*18,890
42	1/07	@ CGY	1-3		L		21-15-6	48	2nd/1-6th	15	Backstrom	*19,289
43	1/10	SJS	5-4	W		SO	22-15-6	50	2nd/1-6th	22,43,25,7	Harding	*18,986
44	1/12	@ CHI	2-5		L		22-16-6	50	2nd/1-7th	10,21	HARDING/Hackett	*21,490
45	1/14	@ STL	2-3		L	SO	22-16-7	51	2nd/8th	34,46p	Harding	*19,150
46	1/17	@ PHI	1-5		L		22-17-7	51	2nd/8th	14	Harding	*19,787
47	1/19	@ TOR	1-4		L		22-18-7	51	3rd/9th	25	Backstrom	*19,421
48	1/21	DAL	5-2	W			23-18-7	53	3rd/9th	10p,22,36,21,15	Harding	*19,213
49	1/24	@ COL	3-2	W			24-18-7	55	2nd/8th	44p,15,45	Backstrom	16,291
50	1/31	NSH	4-5		L		24-19-7	55	2nd/8th	15,15p,22,21	Harding	17,325
51	2/02	@ COL	1-0	W			25-19-7	57	2nd/8th	5	Backstrom	14,186
52	2/04	@ DAL	1-2		L	SO	25-19-8	58	2nd/8th	21	Backstrom	*18,532
53	2/07	@ CBJ	1-3		L		25-20-8	58	2nd/1-8th	39	Backstrom	11,237
54	2/09	VAN	2-5		L		25-21-8	58	t-2nd/1-9th	15,10p	Backstrom	17,859
55	2/11	CBJ	1-3		L		25-22-8	58	4th/12th	10	Backstrom	*18,958
56	2/14	ANA	1-2		L		25-23-8	58	4th/12th	15p	Harding	17,552
57	2/16	WPG	3-4		L	SO	25-23-9	59	4th/12th	10,10p,9	Backstrom	*19,060
58	2/18	@ STL	0-4		L		25-24-9	59	4th/12th		Harding	*19,150
59	2/19	BOS	2-0	W			26-24-9	61	4th/12th	36,7p	Backstrom	*19,198
60	2/23	@ FLA	3-2	W		SO	27-24-9	63	4th/12th	21,7p	Backstrom	13,892
61	2/24	@ DAL	1-4		L		27-25-9	63	4th/12th	10p	BACKSTROM/Hackett	13,144
62	2/26	SJS	4-3	W			28-25-9	65	4th/12th	22,55p,7,41	Backstrom	17,401
63	2/28	LAK	0-4		L		28-26-9	65	4th/12th		Backstrom	17,317
64	3/01	@ MTL	4-5		L	SO	28-26-10	66	4th/12th	28,28,15,10	BACKSTROM/Harding	*21,273
65	3/02	@ DET	0-6		L		28-27-10	66	4th/1-12th		HARDING/Hackett	*20,066
66	3/04	COL	0-2		L		28-28-10	66	4th/1-12th		Hackett	17,354
67	3/06	@ COL	1-7		L		28-29-10	66	4th/13th	10	HACKETT/Harding	13,385
68	3/08	@ ARI	3-2	W		SO	29-29-10	68	4th/13th	21,38	HARDING/Hackett	11,716
69	3/11	CGY	3-4		L		29-30-10	68	4th/1-12th	26,26,10	Hackett	17,119
70	3/13	DAL	0-1		L		29-31-10	68	4th/13th		Hackett	17,326
71	3/17	CAR	3-5		L		29-32-10	68	4th/13th	21,25,26p	Hackett	*18,394
72	3/19	VAN	2-0	W			30-32-10	70	4th/13th	26p,21	Harding	17,188
73	3/22	CGY	3-2	W		SO	31-32-10	72	4th/13th	15p,14	Harding	17,002
74	3/24	@ BUF	1-3		L		31-33-10	72	4th/13th	38	Harding	*18,690
75	3/25	@ WSH	0-3		L		31-34-10	72	4th/13th		Hackett	*18,506
76	3/27	NYR	2-3		L		31-35-10	72	4th/13th	21p,9p	Harding	17,880
77	3/29	FLA	3-2	W		OT	32-35-10	74	4th/13th	21,26,9	Backstrom	16,952
78	3/31	LAK	4-3	W			33-35-10	76	4th/13th	14,25,26	Backstrom	*18,209
79	4/01	@ CHI	5-4	W		SO	34-35-10	78	4th/12th	10,15p,4,21	Harding	*21,576
80	4/03	@ NSH	1-2		L	SO	34-35-11	79	4th/12th	15	Backstrom	*17,113
81	4/05	CHI	2-1	W		SO	35-35-11	81	4th/12th	22p	Harding	*18,643
82	4/07	ARI	1-4		L		35-36-11	81	4th/12th	15	Backstrom	*18,864



2010-11 MINNESOTA WILD



#	POS	PLAYER	GP	TOI/G	G	A	PTS	+/-	PIM	PP	SH	GW	SOG	SH%
24	RW	MARTIN HAVLAT	78	18:21	22	40	62	-10	52	3	0	4	229	9.6
9	C	MIKKO KOIVU	71	19:29	17	45	62	4	50	7	1	3	191	8.9
15	LW	ANDREW BRUNETTE	82	16:47	18	28	46	-7	16	8	0	3	117	15.4
8	D	BRENT BURNS	80	25:02	17	29	46	-10	98	8	0	3	170	10.0
7	C	MATT CULLEN	78	18:01	12	27	39	-14	34	5	4	2	150	8.0
96	C	PIERRE-MARC BOUCHARD	59	15:42	12	26	38	-3	14	0	0	2	98	12.2
21	C	KYLE BRODZIAK	80	15:46	16	21	37	-4	56	2	1	1	126	12.7
20	RW	ANTTI MIETTINEN	73	17:01	16	19	35	-3	38	8	0	4	168	9.5
22	RW	CAL CLUTTERBUCK	76	15:50	19	15	34	-5	79	4	0	3	191	9.9
11	C	JOHN MADDEN	76	15:20	12	13	25	-9	10	1	1	4	107	11.2
3	D	MAREK ZIDLICKY	46	21:46	7	17	24	-6	30	3	0	0	53	13.2
55	D	NICK SCHULTZ	74	20:13	3	14	17	-4	38	0	0	0	46	6.5
12	RW	CHUCK KOBASEW	63	11:50	9	7	16	-6	19	0	0	1	74	12.2
23	LW	ERIC NYSTROM	82	13:18	4	8	12	-16	30	1	0	0	83	4.8
46	D	JARED SPURGEON*	53	15:04	4	8	12	-1	2	2	0	1	38	10.5
16	RW	BRAD STAUBITZ	71	6:30	4	5	9	-5	173	0	0	1	29	13.8
4	D	CLAYTON STONER*	57	16:51	2	7	9	5	96	0	0	1	40	5.0
19	C	PATRICK O'SULLIVAN	21	13:46	1	6	7	-1	2	0	0	0	37	2.7
5	D	GREG ZANON	82	21:32	0	7	7	-5	48	0	0	0	55	0.0
48	LW	GUILLAUME LATENDRESSE	11	12:42	3	3	6	2	8	1	0	1	18	16.7
25	D	CAM BARKER	52	16:24	1	4	5	-10	34	0	0	1	44	2.3
41	D	JUSTIN FALK*	22	14:09	0	3	3	-4	6	0	0	0	7	0.0
45	RW	CARSON MCMILLAN*	4	9:20	1	1	2	1	0	0	0	0	5	20.0
17	C	CASEY WELLMAN*	15	10:38	1	1	2	-1	4	0	0	1	20	5.0
6	D	MARCO SCANDELLA*	20	14:58	0	2	2	-9	2	0	0	0	13	0.0
18	LW	COLTON GILLIES	7	10:22	1	0	1	-2	2	0	0	0	3	33.3
43	C	WARREN PETERS	11	8:42	1	0	1	-2	4	0	0	0	11	9.1
34	D	MAXIM NOREAU*	5	14:17	0	0	0	-1	0	0	0	0	8	0.0
27	C	CODY ALMOND*	8	7:01	0	0	0	0	2	0	0	0	3	0.0
28	LW	MATT KASSIAN*	4	5:29	0	0	0	-1	12	0	0	0	1	0.0
38	LW	ROBBIE EARL	6	8:45	0	0	0	-3	0	0	0	0	6	0.0
42	D	DREW BAGNALL	2	13:00	0	0	0	-2	4	0	0	0	1	0.0
29	RW	JED ORTMEYER	4	9:23	0	0	0	0	-1	2	0	0	5	0.0
39	D	NATE PROSSER*	2	14:48	0	0	0	0	0	0	0	0	1	0.0

#	GOALTENDER	GP	W	L	OT	SA	GA	GAA	SV	SV%	SO	A	PIM	MIN
32	NIKLAS BACKSTROM	51	22	23	5	1566	132	2.66	1434	0.916	3	1	2	2,977
60	JOSE THEODORE	32	15	11	3	963	81	2.71	882	0.916	1	0	2	1,792
35	ANTON KHUDBOIN*	4	2	1	0	86	5	1.59	81	0.942	1	0	0	188

* ROOKIE

2010-11 GAME-BY-GAME



GAME	DATE	OPPONENT	RESULT	W	L	OT	RECORD	PTS	DIVISION/ CONF. RANK	WILD GOALS (BY #)	WILD GOALTENDERS	ATT.
1	10/7	CAR+	3-4		L		0-1-0	0	t-3rd/t-4th	47,7p,8p	Backstrom	12,355
2	10/8	@ CAR+	1-2		L	OT	0-1-1	1	3rd/t-6th	15p	Backstrom	*13,465
3	10/14	EDM	4-2	W			1-1-1	3	t-1st/t-8th	20p,9p,9p,7p	Backstrom	*18,449
4	10/16	CBJ	2-3		L		1-2-1	3	t-2nd/t-11th	8p,22	Backstrom	17,336
5	10/19	VAN	6-2	W			2-2-1	5	t-3rd/t-9th	3p,48,22p,11,15,7p	Backstrom	16,806
6	10/21	@ EDM	4-2	W			3-2-1	7	2nd/t-7th	21,21,48p,8	Backstrom	*16,839
7	10/22	@ VAN	1-5		L		3-3-1	7	4th/t-10th	20	Theodore	*18,860
8	10/25	LA	2-3		L	SO	3-3-2	8	t-2nd/t-9th	11,55	Backstrom	17,094
9	10/28	WSH	2-1	W			4-3-2	10	t-3rd/t-9th	12,9p	Backstrom	17,352
10	10/30	CHI	1-3		L		4-4-2	10	t-3rd/t-11th	3	Backstrom	*18,376
11	11/2	SJ	1-0	W			5-4-2	12	t-3rd/t-9th	15p	Backstrom	16,502
12	11/5	CGY	2-1	W			6-4-2	14	2nd/8th	22,24	Backstrom	17,124
13	11/6	@ CBJ	3-2	W			7-4-2	16	2nd/t-6th	8p,8p,22	Theodore	13,457
14	11/11	@ ATL	1-5		L		7-5-2	16	2nd/t-8th	20p	Backstrom	10,055
15	11/12	@ FLA	1-2		L		7-6-2	16	3rd/t-10th	22p	Theodore	15,043
16	11/14	@ TB	4-1	W			8-6-2	18	2nd/t-8th	22p,11,20p,23	Backstrom	14,868
17	11/17	ANA	2-1	W		OT	9-6-2	20	3rd/t-10th	24,20	Backstrom	16,890
18	11/19	@ DET	4-3	W		OT	10-6-2	22	3rd/t-8th	8,22,9,11	Theodore	*20,066
19	11/20	NYR	2-5		L		10-7-2	22	3rd/10th	75,24	Backstrom	*18,695
20	11/24	PHI	1-6		L		10-8-2	22	3rd/t-12th	19	Theodore	16,516
21	11/26	NSH	5-2	W			11-8-2	24	3rd/t-10th	3,15,24,55,24	Theodore	17,814
22	11/27	@ COL	4-7		L		11-9-2	24	3rd/12th	20,7p,21,21	Backstrom	*18,007
23	11/29	@ CGY	0-3		L		11-10-2	24	3rd/12th		Theodore	*19,289
24	12/1	ARI	2-4		L		11-11-2	24	3rd/13th	7,9	Theodore	17,101
25	12/3	CGY	2-3		L	SO	11-11-3	25	3rd/13th	96,24	Backstrom	17,130
26	12/4	@ DAL	3-4		L	OT	11-11-4	26	3rd/13th	20,12,24	Theodore	14,344
27	12/9	@ ARI	3-2	W			12-11-4	28	3rd/13th	15,8,15p	Backstrom	7,749
28	12/11	@ LA	3-2	W		OT	13-11-4	30	3rd/13th	9s,22,8p	Theodore	*18,118
29	12/12	@ ANA	2-6		L		13-12-4	30	3rd/13th	8,3p	Backstrom	14,338
30	12/16	OTT	1-3		L		13-13-4	30	4th/14th	21	Theodore	17,366
31	12/18	@ CGY	3-1	W			14-13-4	32	3rd/13th	20p,9,12	Backstrom	*19,289
32	12/20	CGY	4-1	W			15-13-4	34	3rd/13th	21,24p,11p,22	Backstrom	*18,315
33	12/23	@ COL	3-1	W			16-13-4	36	3rd/13th	7s,7,15p	Theodore	16,323
34	12/26	DET	1-4		L		16-14-4	36	3rd/13th	8p	Backstrom	*19,227
35	12/27	@ CBJ	3-4		L	SO	16-14-5	37	3rd/13th	12,9,22	Theodore	14,454
36	12/29	SJ	5-3	W			17-14-5	39	3rd/t-12th	21p,9,12,8,21	Backstrom	*19,131
37	12/31	NSH	1-4		L		17-15-5	39	3rd/13th	12	Backstrom	*18,285
38	1/2	ARI	6-5	W		OT	18-15-5	41	3rd/13th	15,15p,55,8,96,25	Theodore	17,240
39	1/4	@ NJ	2-1	W			19-15-5	43	3rd/t-12th	22,4	Theodore	13,257
40	1/6	@ BOS	3-1	W			20-15-5	45	3rd/t-10th	24p,22,9	Theodore	*17,565
41	1/8	@ PIT	4-0	W			21-15-5	47	3rd/t-7th	12,24,22,21	Theodore	*18,263
42	1/9	DAL	0-4		L		21-16-5	47	3rd/t-8th		Theodore	*18,082
43	1/11	@ NSH	1-5		L		21-17-5	47	3rd/t-9th	9	THEODORE/Khudobin	15,311
44	1/14	COL	1-4		L		21-18-5	47	3rd/t-10th	15	Khudobin	*18,218
45	1/16	VAN	4-0	W			22-18-5	49	3rd/t-9th	15p,24,7s,11	Khudobin	*18,458
46	1/18	@ EDM	4-1	W			23-18-5	51	3rd/t-9th	7,8,96,15p	Khudobin	*16,839
47	1/19	@ CGY	6-0	W			24-18-5	53	3rd/9th	24,9p,11,22,12,24	Backstrom	*19,289
48	1/22	@ SJ	3-4		L		24-19-5	53	3rd/10th	9p,9p,8	Backstrom	*17,562
49	1/25	@ CHI	4-2	W			25-19-5	55	3rd/t-9th	24,12,20,96	Backstrom	*21,247
50	2/1	LA	1-0	W		SO	26-19-5	57	2nd/9th		Backstrom	17,504
51	2/3	@ COL	4-3	W			27-19-5	59	2nd/t-7th	21,15,15,96	Theodore	13,818
52	2/5	@ ARI	0-1		L		27-20-5	59	t-2nd/t-9th		Backstrom	14,587
53	2/9	COL	3-2	W			28-20-5	61	3rd/9th	20p,24,11	Backstrom	*18,194
54	2/11	@ STL	5-4	W		SO	29-20-5	63	3rd/9th	15,22,22,24	Theodore	*19,150
55	2/12	STL	3-1	W			30-20-5	65	2nd/8th	22,20p,21	Backstrom	*19,322
56	2/15	VAN	1-4		L		30-21-5	65	3rd/t-9th	22p	Backstrom	*18,106
57	2/16	@ CHI	1-3		L		30-22-5	65	3rd/10th	7p	Theodore	*21,535
58	2/18	ANA	5-1	W			31-22-5	67	3rd/10th	9,7s,23p,21,24p	Backstrom	*18,967
59	2/20	DET	1-2		L	SO	31-22-6	68	3rd/t-7th	24	Backstrom	*18,912
60	2/22	EDM	4-1	W			32-22-6	70	t-2nd/t-5th	24,21,46p,96	Backstrom	17,321
61	2/24	@ LA	2-4		L		32-23-6	70	t-2nd/t-6th	23,8p	Backstrom	*18,118
62	2/25	@ ANA	3-2	W		OT	33-23-6	72	2nd/t-5th	11,4,96	Theodore	13,617
63	2/28	CHI	2-4		L		33-24-6	72	3rd/t-8th	24,8	Backstrom	*19,155
64	3/2	@ NYI	1-4		L		33-25-6	72	3rd/11th	11	Backstrom	7,098
65	3/3	@ NYR	3-1	W			34-25-6	74	3rd/t-9th	21p,17,96	Theodore	*18,200
66	3/6	BUF	2-3		L	OT	34-25-7	75	3rd/t-9th	43,3p	Theodore	*18,091
67	3/8	COL	5-2	W			35-25-7	77	3rd/t-8th	24,15p,11,46,21s	Backstrom	*18,441
68	3/10	@ NSH	0-4		L		35-26-7	77	3rd/t-10th		Backstrom	15,343
69	3/11	@ DAL	0-4		L		35-27-7	77	3rd/11th		Theodore	14,545
70	3/14	@ VAN	2-4		L		35-28-7	77	3rd/11th	15,9	Backstrom	*18,860
71	3/17	@ SJ	2-3		L		35-29-7	77	3rd/11th	11s,21	Backstrom	*17,562
72	3/19	CBJ	4-5		L	OT	35-29-8	78	3rd/11th	16,22,20,96	Backstrom	*18,305
73	3/20	MTL	1-8		L		35-30-8	78	3rd/11th	9ps	THEODORE/Backstrom	18,595
74	3/22	TOR	0-3		L		35-31-8	78	3rd/11th		Backstrom	*18,761
75	3/26	STL	3-6		L		35-32-8	78	3rd/11th	3,20p,20	Backstrom	*18,112
76	3/29	@ STL	3-2	W		SO	36-32-8	80	3rd/11th	23,96	Theodore	*19,150
77	3/31	EDM	4-2	W			37-32-8	82	3rd/11th	20p,3,16,24	Backstrom	*18,120
78	4/2	TB	1-3		L		37-33-8	82	3rd/11th	96	Backstrom	18,591
79	4/3	@ DET	2-4		L		37-34-8	82	3rd/t-11th	16,45	Theodore	*20,066
80	4/7	@ VAN	0-5		L		37-35-8	82	3rd/12th		BACKSTROM/Theodore	*18,860
81	4/8	@ EDM	3-1	W			38-35-8	84	3rd/12th	8p,46,15	Theodore	*18,639
82	4/10	DAL	5-3	W			39-35-8	86	3rd/12th	16,46,18,20,96	Backstrom	*18,339



2009-10 MINNESOTA WILD



#	POS	PLAYER	GP	TOI/G	G	A	PTS	+/-	PIM	PP	SH	GW	SOG	SH%
9	C	MIKKO KOIVU	80	20:44	22	49	71	-2	50	8	1	2	246	8.9
15	L	ANDREW BRUNETTE	82	17:01	25	36	61	-5	12	12	0	3	129	19.4
14	R	MARTIN HAVLAT	73	17:55	18	36	54	-19	34	4	0	3	169	10.7
3	D	MAREK ZIDLICKY	78	24:10	6	37	43	-16	67	4	0	3	116	5.2
20	R	ANTTI MIETTINEN	79	18:02	20	22	42	-2	44	5	0	4	175	11.4
48	L	GUILLAUME LATENDRESSE	55	16:27	25	12	37	1	12	7	0	4	133	18.8
25	C	ERIC BELANGER	60	15:45	13	22	35	-1	28	3	0	3	120	10.8
11	R	OWEN NOLAN	73	16:35	16	17	33	-12	40	4	1	3	151	10.6
21	C	KYLE BRODZIAK	82	15:19	9	23	32	-3	22	0	0	3	140	6.4
22	R	CAL CLUTTERBUCK	74	14:16	13	8	21	-8	52	1	2	1	136	9.6
8	D	BRENT BURNS	47	22:22	3	17	20	-15	32	2	0	0	104	2.9
55	D	NICK SCHULTZ	80	20:58	1	19	20	-8	43	1	0	0	83	1.2
6	D	GREG ZANON	81	22:22	2	13	15	-10	36	0	0	0	59	3.4
12	R	CHUCK KOBASEW	42	13:50	9	5	14	-9	16	2	0	2	58	15.5
16	C	ANDREW EBBETT	49	13:05	8	6	14	-8	6	2	0	2	57	14.0
5	D	KIM JOHNSON	52	23:46	6	8	14	3	26	3	0	0	84	7.1
34	D	SHANE HINDY	70	13:32	2	12	14	-6	66	0	0	0	49	4.1
45	D	CAM BARKER	19	22:01	1	6	7	-2	10	1	0	0	31	3.2
38	L	ROBBIE EARL*	32	8:56	6	0	6	1	6	0	0	0	29	20.7
51	C	JAMES SHEPPARD	64	11:59	2	4	6	-14	38	0	0	0	64	3.1
67	L	BENOIT POULIOT	14	11:56	2	2	4	0	12	0	0	0	19	10.5
17	C	CASEY WELLMAN*	12	12:03	1	3	4	-2	0	0	0	0	18	5.6
24	L	DEREK BOOGAARD	57	6:09	0	4	4	-12	105	0	0	0	26	0.0
17	R	PETR SYKORA	14	11:59	2	1	3	-7	8	0	0	0	13	15.4
36	D	JOHN SCOTT	51	8:36	1	1	2	-3	90	0	0	0	22	4.5
7	D	CLAYTON STONER*	8	13:18	0	2	2	1	12	0	0	0	5	0.0
23	C	CODY ALMOND*	7	7:45	1	0	1	-3	9	0	0	0	6	16.7
39	D	NATE PROSSER*	3	19:36	0	1	1	2	8	0	0	0	4	0.0
26	D	JAIME SIFERS	14	12:59	0	0	0	0	1	6	0	0	9	0.0
29	R	PETR KALUS*	2	7:44	0	0	0	0	0	0	0	0	0	0.0
44	D	JUSTIN FALK*	3	7:32	0	0	0	-2	0	0	0	0	0	0.0
40	R	DANNY IRMAN*	2	4:38	0	0	0	-1	0	0	0	0	0	0.0
34	D	MAXIM NOREAU*	1	7:01	0	0	0	0	0	0	0	0	0	0.0

#	GOALTENDER	GP	W	L	OT	SA	GA	GAA	SV	SV%	SO	A	PIM	MIN
32	NIKLAS BACKSTROM	60	26	23	8	1,632	158	2.72	1,474	.903	2	1	4	3,489
37	JOSH HARDING	25	9	12	0	692	66	3.05	626	.905	1	1	4	1,300
31	WADE DUBIELEWICZ	3	1	1	0	34	5	2.97	29	.853	0	0	0	101
35	ANTON KHUDBOIN*	2	2	0	0	48	1	0.87	47	.979	0	0	0	69

* Rookie

2009-10 GAME-BY-GAME



GAME	DATE	OPPONENT	RESULT	W	L	OT	RECORD	PTS	DIVISION/ CONF. RANK	WILD GOALS (BY #)	WILD GOALTENDERS	ATT.
1	10/3	@ CBJ	1-2		L		0-1-0	0	t-3rd/t-11	15p	Backstrom	18,159
2	10/6	ANA	4-3	W		OT	1-1-0	2	t-3rd/t-7th	9p, 17, 25p, 15p	Backstrom	*18,256
3	10/8	@ LA	3-6		L		1-2-0	2	4th/t-13th	14p, 55p, 5	Harding	14,995
4	10/10	@ SJ	2-4		L		1-3-0	2	t-4th/t-14th	15, 11p	Backstrom	17,562
5	10/14	@ ANA	2-3		L		1-4-0	2	5th/t-15th	25, 15	Backstrom	15,111
6	10/16	@ EDM	2-5		L		1-5-0	2	5th/t-15th	67, 15p	Harding	16,839
7	10/17	@ VAN	1-2		L		1-6-0	2	5th/t-15th	9	Backstrom	18,810
8	10/21	COL	3-2	W		SO	2-6-0	4	5th/t-15th	8p, 9p	Backstrom	*18,175
9	10/23	@ STL	1-3		L		2-7-0	4	5th/t-15th	12	Backstrom	19,150
10	10/24	CAR	3-2	W		OT	3-7-0	6	5th/t-15th	15p, 21, 22	Backstrom	*18,145
11	10/26	@ CHI	1-3		L		3-8-0	6	5th/t-15th	15p	Backstrom	20,046
12	10/28	NSH	3-4		L		3-9-0	6	5th/t-15th	8p, 22, 11	Backstrom	*18,199
13	10/30	NYR	3-2	W			4-9-0	8	5th/t-15th	17, 25, 20	Backstrom	*18,106
14	10/31	@ PIT	2-1	W			5-9-0	10	5th/t-15th	21, 25	Backstrom	16,960
15	11/5	VAN	2-5		L		5-10-0	10	5th/t-15th	21, 21	BACKSTROM/HARDING	*18,105
16	11/7	DAL	3-2	W			6-10-0	12	5th/t-15th	22s, 9, 3	Backstrom	*18,555
17	11/10	@ TOR	5-2	W			7-10-0	14	5th/t-15th	14p, 3p, 9, 6, 11s	Backstrom	19,063
18	11/12	@ TB	3-4		L	OT	7-10-1	15	5th/t-14th	67, 5p, 11	Backstrom	14,530
19	11/13	@ WSH	1-3		L		7-11-1	15	5th/t-14th	22	Harding	18,277
20	11/15	@ CAR	4-5		L	OT	7-11-2	16	5th/t-14th	20, 38, 36, 38	Backstrom	12,194
21	11/18	ARI	2-3		L		7-12-2	16	5th/t-14th	15, 20	Backstrom	*18,110
22	11/20	NYI	3-2	W			8-12-2	18	5th/t-14th	11, 9p, 11	Backstrom	*18,114
23	11/25	BOS	2-3		L	SO	8-12-3	19	5th/t-15th	16p	Backstrom	*18,208
24	11/27	COL	5-3	W			9-12-3	21	5th/t-15th	11, 12, 12p, 15p, 12	Backstrom	*18,365
25	11/28	@ COL	3-2	W		SO	10-12-3	23	5th/t-15th	25, 48	Harding	15,303
26	12/2	NSH	5-4	W		OT	11-12-3	25	4th/t-12th	20, 22, 48, 9p, 16	Backstrom	*18,071
27	12/4	ANA	5-4	W		SO	12-12-3	27	4th/t-12th	9, 20, 9, 20p	Backstrom	*18,265
28	12/5	@ NSH	5-3	W			13-12-3	29	4th/t-12th	16, 51, 15p, 20, 25p	Harding	13,145
29	12/7	@ ARI	0-2		L		13-13-3	29	5th/t-13th		Backstrom	8,981
30	12/9	@ COL	1-0	W			14-13-3	31	5th/t-13th	20	Backstrom	11,435
31	12/11	@ CGY	2-1	W			15-13-3	33	5th/t-13th	51, 14	Backstrom	19,289
32	12/12	@ VAN	3-4		L		15-14-3	33	5th/t-13th	34, 6, 14	Harding	18,810
33	12/15	CBJ	2-1	W			16-14-3	35	t-4th/t-12th	48, 3	Backstrom	*18,086
34	12/17	@ MTL	3-1	W			17-14-3	37	4th/t-11th	38, 9p, 22	Backstrom	21,273
35	12/19	@ OTT	1-4		L		17-15-3	37	4th/t-11th	14	Backstrom	16,259
36	12/21	COL	3-4		L		17-16-3	37	4th/t-11th	22s, 11, 14	Backstrom	*18,244
37	12/23	EDM	3-1	W			18-16-3	39	4th/t-11th	15p, 11, 48	Backstrom	*18,250
38	12/26	STL	4-3	W			19-16-3	41	4th/t-11th	48, 34, 5, 48	Backstrom	*18,554
39	12/28	@ LA	4-3	W			20-16-3	43	4th/t-10th	14, 5p, 25, 25	Backstrom	18,118
40	12/29	@ ANA	2-4		L		20-17-3	43	4th/t-11th	20, 5p	Harding	16,960
41	12/31	LA	2-5		L		20-18-3	43	4th/t-11th	15, 11	Backstrom	*18,504
42	1/2	NY	3-5		L		20-19-3	43	4th/t-11th	25, 9s, 15	Backstrom	*19,155
43	1/5	@ CHI	1-4		L		20-20-3	43	4th/t-11th	48	Harding	21,381
44	1/6	CGY	4-1	W			21-20-3	45	4th/t-11th	25p, 21, 25, 22	Backstrom	*18,137
45	1/9	CHI	6-5	W			22-20-3	47	4th/t-11th	48, 5, 9, 3p, 48	Backstrom/HARDING	*19,310
46	1/11	PIT	4-3	W			23-20-3	49	4th/t-10th	25, 14, 22, 48	Backstrom	*19,044
47	1/13	VAN	5-2	W			24-20-3	51	4th/t-10th	21, 9, 20p, 11, 20	Backstrom	*18,356
48	1/14	@ STL	0-1		L		24-21-3	51	4th/t-10th		Harding	19,150
49	1/16	@ ARI	4-6		L		24-22-3	51	4th/t-10th	48, 48p, 11p, 48	Backstrom	12,631
50	1/18	@ DAL	3-4		L		24-23-3	51	4th/t-12th	20p, 20, 9	BACKSTROM/HARDING	16,302
51	1/21	DET	3-4		L	SO	24-23-4	52	4th/t-12th	38, 14, 15	Harding/BACKSTROM	18,330
52	1/23	CBJ	4-2	W			25-23-4	54	4th/t-12th	9, 9, 25, 38	Backstrom	*18,173
53	1/27	DET	5-2	W			26-23-4	56	4th/t-11th	20p, 20, 16, 48, 14p	Harding	*18,316
54	1/28	@ COL	1-0	W			27-23-4	58	4th/t-10th	14	Harding	11,597
55	1/30	@ SJ	2-5		L		27-24-4	58	4th/t-12th	11, 22p	Harding	17,652
56	2/2	@ DAL	2-4		L		27-25-4	58	4th/t-12th	48p, 15	Dubielewicz	16,729
57	2/4	EDM	4-2	W			28-25-4	60	4th/t-12th	14, 20, 48, 14	Harding/KHUBOBIN	*18,168
58	2/6	PHI	2-1	W			29-25-4	62	4th/t-11th	22, 11	Khudobin	*18,640
59	2/10	ARI	2-3		L		29-26-4	62	4th/t-12th	48p, 14	Backstrom	*18,178
60	2/12	ATL	2-3		L		29-27-4	62	4th/t-13th	15p, 16	Backstrom	*18,257
61	2/14	VAN	6-2	W			30-27-4	64	4th/t-13th	48p, 21, 3p, 15p, 22, 45p	Backstrom	*19,342
62	3/3	@ CGY	4-0	W			31-27-4	66	4th/t-13th	21, 15, 9, 14	Backstrom	19,289
63	3/5	@ EDM	1-2		L	SO	31-27-5	67	4th/t-13th	48	Backstrom	16,839
64	3/7	CGY	2-5		L		31-28-5	67	4th/t-13th	48, 48p	Backstrom	*18,217
65	3/9	FLA	2-3		L	SO	31-28-6	68	4th/t-13th	9p, 38	Backstrom	*18,191
66	3/11	@ DET	1-5		L		31-29-6	68	4th/t-13th	16	Harding	19,327
67	3/12	@ BUF	3-2	W			32-29-6	70	4th/t-12th	16p, 48, 15	Harding	18,690
68	3/14	STL	4-2	W			33-29-6	72	4th/t-11th	15, 9p, 48, 20	Harding	*18,580
69	3/16	EDM	4-2	W			34-29-6	74	4th/t-10th	16, 20, 12, 14	Harding	*18,474
70	3/18	@ NSH	0-5		L		34-30-6	74	4th/t-11th		HARDING/Dubielewicz	16,615
71	3/19	@ CBJ	2-4		L		34-31-6	74	4th/t-12th	9, 12	Harding	16,419
72	3/21	CGY	4-3	W			35-31-6	76	4th/t-12th	15, 48p, 12, 12	Harding	*18,411
73	3/23	SJ	1-4		L		35-32-6	76	4th/t-13th	48p	Backstrom	*18,551
74	3/25	@ PHI	4-3	W		OT	36-32-6	78	4th/t-13th	3p, 14, 15, 21	Backstrom	19,716
75	3/26	@ DET	2-6		L		36-33-6	78	4th/t-13th	15p, 11	HARDING/Backstrom	20,066
76	3/29	LA	3-2	W			37-33-6	80	4th/t-13th	11p, 8, 14p	Backstrom	*18,284
77	3/31	CHI	0-4		L		37-34-6	80	4th/t-13th		Backstrom	*18,933
78	4/2	SJ	2-3		L		37-35-6	80	4th/t-13th	22, 20p	Backstrom	*18,584
79	4/4	@ VAN	3-4		L	OT	37-35-7	81	4th/t-13th	15p, 23, 20	Backstrom	18,810
80	4/5	@ EDM	1-4		L		37-36-7	81	4th/t-13th	15	Backstrom	16,839
81	4/8	@ CGY	2-1	W		SO	38-36-7	83	4th/t-13th	12p	Backstrom/DUBIELEWICZ	19,289
82	4/10	DAL	3-4		L		38-36-8	84	4th/t-13th	9p, 9, 17	Backstrom	*19,109



2008-09 MINNESOTA WILD



#	POS	PLAYER	GP	TOI/G	G	A	PTS	+/-	PIM	PP	SH	GW	SOG	SH%
9	C	MIKKO KOIVU	79	21:29	20	47	67	2	66	5	4	3	236	8.5
15	L	ANDREW BRUNETTE	80	16:56	22	28	50	-5	18	9	0	3	118	18.6
96	C	PIERRE-MARC BOUCHARD	71	16:58	16	30	46	-5	20	2	0	1	142	11.3
11	R	OWEN NOLAN	59	16:23	25	20	45	5	26	12	0	5	148	16.9
20	R	ANTTI MIETTINEN	82	18:16	15	29	44	-1	32	4	2	3	186	8.1
3	D	MAREK ZIDLICKY	76	22:06	12	30	42	-12	76	10	0	3	147	8.2
25	C	ERIC BELANGER	79	17:50	13	23	36	-5	26	4	0	4	147	8.8
47	D	MARC-ANDRE BERGERON	72	16:54	14	18	32	5	30	7	0	3	140	10.0
8	D	BRENT BURNS	59	22:25	8	19	27	-7	45	4	0	2	147	5.4
51	C	JAMES SHEPPARD	82	15:10	5	19	24	-14	41	0	0	1	88	5.7
5	D	KIM JOHANSSON	81	24:31	2	22	24	-3	44	1	0	0	93	2.2
19	L	STEPHANE VEILLEUX	81	15:47	13	10	23	-17	40	0	1	1	146	8.9
10	R	MARIAN GABORIK	17	19:59	13	10	23	3	2	2	1	2	68	19.1
22	R	CAL CLUTTERBUCK*	78	13:00	11	7	18	-5	76	1	0	1	136	8.1
41	D	MARTIN SKOULA	81	19:57	4	12	16	-12	10	0	0	0	55	7.3
49	C	DAN FRITSCHKE	50	10:38	5	8	13	-5	12	1	1	0	54	9.3
67	L	BENOIT POULIOT*	37	11:50	5	6	11	1	18	2	0	1	34	14.7
55	D	NICK SCHULTZ	79	20:33	2	9	11	-4	31	0	0	0	48	4.2
28	L	PETER OLVECKY*	31	8:55	2	5	7	1	12	0	0	1	19	10.5
18	C	COLTON GILLIES*	45	8:13	2	5	7	-2	18	0	0	1	22	9.1
39	C	KRISTOFER KOLANOS	21	10:36	3	3	6	3	16	1	0	0	30	10.0
26	D	KURTIS FOSTER	10	13:35	1	5	6	7	6	0	0	0	10	10.0
12	R	CRAIG WELLER	36	6:57	1	2	3	-3	47	1	0	0	27	3.7
24	L	DEREK BOOGAARD	51	4:59	0	3	3	3	87	0	0	0	13	0.0
6	D	TOMAS MOJZIS	4	7:14	0	1	1	-1	2	0	0	0	2	0.0
36	D	JOHN SCOTT*	20	9:14	0	1	1	-1	21	0	0	0	6	0.0

#	GOALTENDER	GP	W	L	OT	SA	GA	GAA	SV	SV%	SO	A	PIM	MIN
32	NIKLAS BACKSTROM	71	37	24	8	2,059	159	2.33	1,900	.923	8	0	6	4,088
* 20	JOE KOSHY	19	3	9	1	453	32	2.21	421	.929	0	0	2	870

2008-09 GAME-BY-GAME



GAME	DATE	OPPONENT	RESULT	W	L	OT	RECORD	PTS	DIVISION/ CONF. RANK	WILD GOALS (BY #)	WILD GOALTENDERS	ATT.
1	10/11	BOS	4-3	W			1-0-0	2	2nd/5th	25p, 47p, 20, 25	Backstrom	*18,568
2	10/14	@ ATL	4-2	W			2-0-0	4	1st/2nd	15p, 10, 20, 20	Backstrom	11,843
3	10/16	@ FLA	6-2	W			3-0-0	6	1st/2nd	15, 5, 20p, 67, 20p, 9p	Backstrom	12,106
4	10/18	@ TB	1-0	W			4-0-0	8	t-1st/t-3rd		Backstrom	15,191
5	10/23	BUF	3-4			L OT	4-0-1	9	1st/3rd	67, 19, 8p	Backstrom	*18,568
6	10/25	CBJ	2-1	W			5-0-1	11	1st/3rd	96, 11	Backstrom	*18,568
7	10/27	CHI	3-2	W			6-0-1	13	1st/3rd	15, 20, 8p	Backstrom	*18,568
8	10/29	@ DAL	2-4			L	6-1-1	13	1st/3rd	47p, 15p	BACKSTROM/Harding	18,431
9	10/30	MTL	1-2	L			6-2-1	13	t-1st/t-3rd	8	Harding	*18,568
10	11/1	@ ARI	3-2	W			7-2-1	15	1st/3rd	67, 9, 25	Backstrom	14,817
11	11/4	@ SJ	1-3	L			7-3-1	15	1st/3rd	39	Backstrom	17,183
12	11/6	@ COL	3-1	W			8-3-1	17	1st/3rd	96, 67p, 15	Backstrom	14,562
13	11/8	@ VAN	0-2			L	8-4-1	17	t-1st/t-3rd		Backstrom	18,630
14	11/13	ARI	4-0	W			9-4-1	19	1st/3rd	3p, 15p, 25p, 3p	Backstrom	*18,568
15	11/15	CBJ	3-2	W		SO	10-4-1	21	1st/3rd	67p, 2	Backstrom	*18,568
16	11/18	@ PIT	2-1	W		SO	11-4-1	23	t-1st/t-3rd	9	Backstrom	16,971
17	11/20	VAN	2-3			L	11-5-1	23	2nd/4th	9, 9	Backstrom	*18,568
18	11/22	STL	1-2	L			11-6-1	23	t-2nd/t-4th	19	Backstrom	*18,568
19	11/24	WSH	4-3	W			12-6-1	25	2nd/4th	22, 22p, 3p, 51	Backstrom	*18,568
20	11/26	DAL	3-4			L	12-7-1	25	3rd/7th	25, 11p, 15	Backstrom	*18,568
21	11/28	TB	4-2	W			13-7-1	27	2nd/5th	11, 51, 9, 25	Backstrom	*18,568
22	11/29	@ NSH	6-2	W			14-7-1	29	2nd/5th	96p, 15p, 11p, 9, 9p, 12p	Harding	13,990
23	12/1	COL	5-6			L	14-8-1	29	2nd/5th	96, 9p, 96p, 11p, 8	BACKSTROM/Harding	*18,568
24	12/3	STL	4-0	W			15-8-1	31	1st/3rd	25, 15p, 3p, 20	Backstrom	*18,568
25	12/5	VAN	1-2	L			15-9-1	31	2nd/4th	9	Backstrom	*18,568
26	12/6	@ NSH	0-1			L	15-10-1	31	t-2nd/t-4th		Harding	14,408
27	12/11	@ ARI	1-3	L			15-11-1	31	3rd/7th	20	Backstrom	13,296
28	12/13	@ LA	1-3			L	15-12-1	31	3rd/7th	8p	Backstrom	14,857
29	12/14	@ ANA	2-4			L	15-13-1	31	3rd/7th	47p, 25	Harding	16,577
30	12/17	CGY	2-3			L OT	15-13-2	32	3rd/8th	15, 10	Backstrom	*18,568
31	12/19	NYI	4-1	W			16-13-2	34	3rd/8th	19, 18, 9, 96	Backstrom	*18,568
32	12/20	@ STL	2-4			L	16-14-2	34	3rd/9th	55, 96	Backstrom	19,150
33	12/23	CAR	3-2	W			17-14-2	36	3rd/8th	22, 10p, 19s	Backstrom	*18,568
34	12/28	CHI	1-4			L	17-15-2	36	4th/9th	22	Backstrom	*18,568
35	12/29	@ CGY	1-2			L	17-16-2	36	5th/11th	19	Harding	19,289
36	12/31	SJ	3-2	W		OT	18-16-2	38	3rd/8th	11p, 39p, 8	Backstrom	*18,568
37	1/3	DET	2-3			L SO	18-16-3	39	3rd/8th	11p, 20	Harding	*18,568
38	1/4	@ COL	2-0	W			19-16-3	41	3rd/8th	11p, 11	Backstrom	14,125
39	1/6	@ BOS	1-0	W			20-16-3	43	3rd/7th	3p	Backstrom	16,272
40	1/8	@ PHI	1-3			L	20-17-3	43	3rd/9th	19	Backstrom	15,596
41	1/10	@ CBJ	2-4			L	20-18-3	43	5th/11th	20, 3p	Harding	16,605
42	1/13	ARI	6-3	W			21-18-3	45	3rd/9th	47, 11, 15, 9, 22, 51	Backstrom	*18,568
43	1/15	EDM	5-1	W			22-18-3	47	3rd/8th	39, 22, 96, 8, 25p	Backstrom	*18,568
44	1/17	ANA	0-3	L			22-19-3	47	3rd/9th		Backstrom	*18,568
45	1/19	@ CHI	4-1	W			23-19-3	49	3rd/8th	9, 3p, 3p, 22	Backstrom	21,320
46	1/20	LA	2-5	L			23-20-3	49	4th/9th	11p, 3p	BACKSTROM/Harding	*18,568
47	1/27	TOR	6-1	W			24-20-3	51	t-2nd/t-8th	22, 47, 96, 15, 96, 11	Backstrom	*18,568
48	1/30	@ EDM	1-3	L			24-21-3	51	t-2nd/t-6th	15	Backstrom	16,839
49	1/31	@ VAN	4-3	W		OT	25-21-3	53	t-2nd/t-6th	9p, 47, 25, 47p	Backstrom	18,630
50	2/4	ANA	3-0	W			26-21-3	55	t-2nd/t-6th	15p, 9, 96	Backstrom	*18,568
51	2/6	NSH	0-2			L	26-22-3	55	t-3rd/t-8th		Backstrom	*18,568
52	2/8	EDM	3-2	W		SO	27-22-3	57	2nd/7th	25, 20s	Backstrom	*18,568
53	2/11	COL	3-2	W			28-22-3	59	2nd/t-6th	96, 11, 20	Backstrom	*18,568
54	2/12	@ DET	2-4			L	28-23-3	59	3rd/t-7th	8p, 9s	Harding	20,066
55	2/14	OTT	3-5			L	28-24-3	59	4th/10th	96, 11p, 11	Backstrom/HARDING	*18,568
56	2/19	CGY	2-3			L OT	28-24-4	60	4th/t-9th	49s, 18	Backstrom	*18,568
57	2/21	DET	5-2	W			29-24-4	62	4th/9th	11, 11p, 96, 41, 19	Backstrom	*18,568
58	2/22	@ CHI	2-1	W			30-24-4	64	3rd/8th	49p, 28	Harding	22,443
59	2/24	LA	1-2			L SO	30-24-5	65	t-3rd/t-7th	20s	Backstrom	*18,568
60	2/27	@ CGY	1-4	L			30-25-5	65	t-3rd/t-7th	47	Backstrom	19,289
61	2/28	@ EDM	2-3			L	30-26-5	65	4th/t-10th	15p, 20p	Harding	16,839
62	3/3	@ VAN	2-4	L			30-27-5	65	4th/11th	49, 3p	Backstrom	18,630
63	3/5	@ SJ	4-3	W		OT	31-27-5	67	4th/11th	47, 96, 3, 9	Backstrom	17,496
64	3/7	@ LA	3-4			L	31-28-5	67	4th/11th	11, 19, 25	Backstrom/HARDING	18,118
65	3/8	@ ANA	3-2	W			32-28-5	69	4th/10th	19, 19, 15	Backstrom	17,300
66	3/10	SJ	4-5			L OT	32-28-6	70	4th/t-9th	28, 96, 11, 11	Backstrom	*18,568
67	3/12	@ COL	1-2			L SO	32-28-7	71	4th/t-9th	47p	Backstrom	14,213
68	3/14	@ DAL	2-3			L OT	32-28-8	72	4th/10th	9p, 15	Backstrom	18,584
69	3/15	@ STL	3-5	L			32-29-8	72	4th/10th	15, 19, 47	BACKSTROM/Harding	19,150
70	3/17	COL	3-2	W		SO	33-29-8	74	4th/t-9th	19, 55	Backstrom	*18,568
71	3/20	@ NJ	0-4			L	33-30-8	74	4th/t-11th		Backstrom	17,625
72	3/22	EDM	3-0	W			34-30-8	76	4th/t-9th	11p, 11, 19	Backstrom	*18,568
73	3/24	@ NYR	1-2	L			34-31-8	76	4th/11th	10	Backstrom	18,200
74	3/25	@ NYI	6-2	W			35-31-8	78	4th/t-9th	10, 20p, 11p, 41, 15, 10p	Backstrom	13,332
75	3/28	@ CGY	2-3	L			35-32-8	78	4th/11th	15, 51	Backstrom	19,289
76	3/29	@ EDM	3-2	W			36-32-8	80	4th/11th	15, 41, 10	Backstrom	16,839
77	3/31	VAN	1-2			L OT	36-32-9	81	t-3rd/t-10th	10	Backstrom	*18,568
78	4/3	CGY	4-0	W			37-32-9	83	3rd/10th	15p, 22, 11, 10	Backstrom	*18,568
79	4/5	@ DET	2-3			L	37-33-9	83	t-3rd/t-10th	22, 10	Backstrom	20,066
80	4/7	DAL	3-1	W			38-33-9	85	3rd/10th	10, 25p, 11p	Backstrom	*18,568
81	4/10	NSH	8-4	W			39-33-9	87	3rd/10th	49, 15p, 47, 5p, 47p, 9s, 22, 3	Backstrom	*18,568
82	4/11	@ CBJ	6-3	W			40-33-9	89	3rd/9th	26, 10s, 41, 10, 47, 9s	Harding	*18,568



2007-08 MINNESOTA WILD

2007-08 GAME-BY-GAME



#	POS	PLAYER	GP	TOI/G	G	A	PTS	+/-	PIM	PPG	SHG	GWG	SOG	SH%
10	RW	MARIAN GABORIK	77	19:35	42	41	83	17	63	11	1	8	278	15.1
96	RW	PIERRE-MARC BOUCHARD	81	16:50	13	50	63	11	32	6	0	4	129	10.1
12	RW	BRIAN ROLSTON	81	20:04	31	28	59	-1	53	11	1	8	289	10.7
38	C	PAVOL DEMITRA	68	19:42	15	39	54	9	24	2	0	1	126	11.9
8	D	BRENT BURNS	82	23:05	15	28	43	12	80	8	0	4	158	9.5
9	C	MIKKO KOIVU	57	20:53	11	31	42	13	40	2	0	2	144	7.6
25	C	ERIC BELANGER	75	17:13	13	24	37	-6	30	7	1	3	115	11.3
21	RW	MARK PARRISH	66	14:56	16	14	30	2	16	7	0	0	95	16.8
5	D	KIM JOHANSSON	80	23:26	4	23	27	-4	42	2	0	0	87	4.6
26	D	KURTIS FOSTER	56	16:24	7	12	19	0	37	3	0	2	118	5.9
15	C	JAMES SHEPPARD*	78	10:36	4	15	19	0	29	0	0	1	57	7.0
17	LW	STEPHANE VEILLEUX	77	14:31	11	7	18	-13	61	0	0	0	136	8.1
92	LW	BRANKO RADIVOJEVIC	73	14:54	7	10	17	-14	48	1	0	3	91	7.7
55	D	NICK SCHULTZ	81	20:10	2	13	15	9	42	0	0	0	52	3.8
34	LW	AARON VOROS*	55	9:11	7	7	14	-7	141	0	0	1	52	13.5
17	LW	TODD FEDORUK	69	10:18	6	7	13	2	139	2	0	0	57	10.5
41	D	MARTIN SKOULA	80	20:28	3	8	11	-16	26	0	0	1	63	4.8
3	D	KEITH CARNEY	61	13:22	1	10	11	8	42	0	0	0	27	3.7
6	D	SEAN HILL	35	15:12	2	7	9	-16	32	1	0	1	18	11.1
33	D	PETTERI NUMMELIN	27	15:20	2	7	9	-2	2	1	0	1	31	6.5
83	RW	MATT FOY	28	7:49	4	4	8	-1	28	0	0	1	38	10.5
67	LW	BENOIT POULIOT*	11	8:49	2	1	3	-1	0	0	0	0	11	20.0
11	LW	CHRIS SIMON	38	7:10	1	2	3	-2	59	0	0	0	27	3.7
24	LW	DEREK BOOGAARD	34	3:55	0	0	0	5	74	-0	0	0	6	0.0
16	C	STEVE KELLY	2	3:43	0	0	0	0	0	0	0	0	1	0.0
22	RW	CAL CLUTTERBUCK*	2	7:05	0	0	0	0	0	0	0	0	0	0.0

#	GOALTENDER	GP	W	L	OT	SA	GA	GAA	SV	SV%	SO	A	PIM	MIN
32	NIKLAS BACKSTROM	58	33	13	8	1,629	131	2.31	1,498	.920	4	0	2	3,409
29	JOSH HARDING*	29	11	15	2	836	77	2.94	761	.910	1	1	0	1,570

* Rookie

GAME	DATE	OPPONENT	RESULT	W	L	OT	RECORD	PTS	DIVISION/ CONF. RANK	WILD GOALS (BY #)	WILD GOALTENDERS	ATT.
1	10/4	CHI	1-0	W			1-0-0	2	t-1st/t-2nd	96	Backstrom	*18,568
2	10/6	CBJ	3-2	W			2-0-0	4	t-1st/t-1st	96, 25, 8	Backstrom	*18,568
3	10/10	EDM	2-0	W			3-0-0	6	1st/2nd	8, 39	Backstrom	*18,568
4	10/13	@ ARI	3-2	W			4-0-0	8	1st/1st	10, 9p, 25s	Backstrom	12,088
5	10/14	@ ANA	2-0	W			5-0-0	10	1st/1st	12, 21	Harding	17,174
6	10/16	@ LA	3-4		L	SO	5-0-1	11	1st/1st	38, 9, 12	Backstrom	14,239
7	10/20	@ STL	3-1	W			6-0-1	13	1st/1st	38p, 25, 8	Harding	19,150
8	10/21	COL	3-2	W			7-0-1	15	1st/1st	21p, 12p, 9	Backstrom	*18,568
9	10/24	@ CGY	3-5		L		7-1-1	15	1st/1st	12p, 21p, 37	Backstrom	19,289
10	10/25	@ EDM	4-5		L	SO	7-1-2	16	1st/2nd	15, 96, 12, 21	Harding	16,839
11	10/28	@ COL	1-3	L			7-2-2	16	1st/2nd	25p	Harding	17,041
12	10/30	PIT	2-4		L		7-3-2	16	1st/2nd	19, 12	Harding	*18,568
13	11/1	STL	2-3		L		7-4-2	16	1st/2nd	10, 38	Harding	*18,568
14	11/3	CGY	4-1	W			8-4-2	18	1st/2nd	12, 10, 10p, 92	Backstrom	*18,568
15	11/5	EDM	5-2	W			9-4-2	20	1st/2nd	21p, 96p, 26p, 21p, 19	Backstrom	*18,568
16	11/11	@ COL	2-4		L		9-5-2	20	2nd/4th	25p, 96p	Backstrom	15,434
17	11/13	@ CGY	2-3		L		9-6-2	20	2nd/5th	9, 9p	Backstrom	19,289
18	11/15	@ EDM	4-2	W			10-6-2	22	2nd/4th	41, 10p, 26p, 21	BACKSTROM; Harding	16,839
19	11/16	@ VAN	2-6		L		10-7-2	22	2nd/4th	34, 8p	HARDING; Backstrom	18,630
20	11/18	COL	4-1	W			11-7-2	24	1st/3rd	34, 83, 19, 8	Harding	*18,568
21	11/21	VAN	2-4		L		11-8-2	24	2nd/5th	10, 10p	Harding	*18,568
22	11/23	CBJ	0-4		L		11-9-2	24	3rd/9th		Backstrom	*18,568
23	11/24	@ NSH	4-3	W			12-9-2	26	1st/3rd	34, 83, 10, 92	Backstrom	12,639
24	11/28	ARI	3-1	W			13-9-2	28	t-1st/t-3rd	19, 10, 15	Backstrom	*18,568
25	11/30	STL	3-2	W		OT	14-9-2	30	t-1st/t-3rd	8p, 12, 10	Backstrom	*18,568
26	12/2	VAN	2-1	W			15-9-2	32	1st/2nd	25p, 34	Backstrom	*18,568
27	12/5	PHI	1-3		L		15-10-2	32	2nd/5th	38p	Backstrom	*18,568
28	12/7	@ DET	0-5		L		15-11-2	32	2nd/5th		Harding	19,508
29	12/8	@ CBJ	2-1	W			16-11-2	34	2nd/5th	34, 12	Backstrom	15,666
30	12/11	@ SJ	1-4		L		16-12-2	34	2nd/5th	92p	Backstrom	17,064
31	12/14	@ ANA	5-2	W			17-12-2	36	2nd/6th	34, 10p, 25p, 12p, 8p	Harding	17,174
32	12/15	@ LA	2-1	W			18-12-2	38	t-1st/t-3rd	10, 12p	Harding	16,648
33	12/18	NSH	3-2	W			19-12-2	40	t-1st/t-3rd	10, 25, 12	Harding	*18,568
34	12/20	NYR	6-3	W			20-12-2	42	t-1st/t-2nd	10, 10p, 10p, 96p, 10, 10	Harding	*18,568
35	12/22	DET	1-4		L		20-13-2	42	t-2nd/t-5th	5p	Backstrom	*18,568
36	12/26	@ DAL	3-8		L		20-14-2	42	3rd/5th	34, 38, 38	Harding	18,532
37	12/27	@ ARI	3-2	W			21-14-2	44	t-2nd/t-5th	25p, 21p, 12p	Backstrom	13,756
38	12/29	EDM	5-4	W		OT	22-14-2	46	t-1st/t-3rd	5p, 12, 10, 8, 33p	Backstrom	*18,568
39	12/31	SJ	2-3		L		22-15-2	46	2nd/5th	18, 21	Backstrom	*18,568
40	1/3	DAL	6-3	W			23-15-2	48	t-1st/t-3rd	10s, 38, 96, 10, 25p, 21	Backstrom	*18,568
41	1/5	@ NSH	1-4		L		23-16-2	48	3rd/6th	21	Harding	17,113
42	1/7	@ DAL	1-3		L		23-17-2	48	3rd/7th	21	Backstrom	17,502
43	1/10	@ DET	6-5	W		SO	24-17-2	50	3rd/5th	41, 10, 17, 83, 25	Backstrom; HARDING	17,848
44	1/11	@ CHI	5-2	W			25-17-2	52	1st/3rd	83, 10, 96, 21, 10	Harding	21,139
45	1/13	ARI	4-1	W			26-17-2	54	1st/3rd	38, 15, 25, 10	Harding	*18,568
46	1/16	CGY	2-3		L	SO	26-17-3	55	1st/3rd	8p, 26p	Backstrom	*18,568
47	1/18	ANA	2-4		L		26-18-3	55	2nd/6th	55, 9	Harding	*18,568
48	1/21	@ VAN	4-2	W			27-18-3	57	1st/3rd	12, 96, 9, 96	Backstrom	18,630
49	1/22	@ CGY	1-2		L		27-19-3	57	2nd/6th	12	Harding	19,289
50	1/24	@ COL	3-2	W			28-19-3	59	1st/3rd	17, 12p, 38	Backstrom	15,321
51	1/30	ANA	5-1	W			29-19-3	61	1st/3rd	12, 10, 9, 96, 15	Backstrom	*18,568
52	2/2	@ CBJ	4-1	W			30-19-3	63	1st/3rd	26, 12, 10, 10	Backstrom	18,529
53	2/5	DET	2-3		L	OT	30-19-4	64	1st/3rd	12p, 38	Backstrom	*18,568
54	2/7	DAL	0-1		L		30-20-4	64	1st/3rd		Backstrom	*18,568
55	2/9	NYI	4-3	W		OT	31-20-4	66	1st/3rd	26, 12, 12, 8	Backstrom	*18,568
56	2/10	@ STL	2-1	W		SO	32-20-4	68	1st/3rd	10	Harding	16,477
57	2/12	@ EDM	2-4		L		32-21-4	68	1st/3rd	38, 12p	Backstrom; HARDING	16,839
58	2/14	@ VAN	5-4	W		SO	33-21-4	70	1st/3rd	19, 19, 26, 10	Backstrom	18,630
59	2/17	NSH	5-4	W		OT	34-21-4	72	1st/3rd	33, 21, 96p, 10, 10	Backstrom	*18,568
60	2/19	VAN	2-3		L	OT	34-21-5	73	1st/3rd	10p, 25p	Backstrom	*18,568
61	2/20	@ CHI	0-3		L		34-22-5	73	1st/3rd		Harding	17,812
62	2/24	CGY	1-2		L		34-23-5	73	2nd/6th	21p	Backstrom	*18,568
63	2/26	@ WSH	1-4		L		34-24-5	73	2nd/6th	92	Backstrom	17,391
64	2/27	@ TB	3-2	W			35-24-5	75	1st/3rd	17p, 38, 12p	Backstrom	17,211
65	2/29	@ FLA	3-2	W			36-24-5	77	1st/3rd	9, 19, 8p	Backstrom	16,927
66	3/2	LA	2-1	W		OT	37-24-5	79	1st/3rd	10, 41	Backstrom	*18,568
67	3/4	CHI	2-4		L		37-25-5	79	1st/3rd	38, 19	Backstrom	*18,568
68	3/6	@ CAR	2-3		L		37-26-5	79	2nd/6th	38, 9	Harding	16,297
69	3/7	@ ATL	2-3		L	SO	37-26-6	80	2nd/6th	12p, 8p	Backstrom	18,709
70	3/9	SJ	2-3		L	SO	37-26-7	81	1st/3rd	26, 12	Backstrom	*18,568
71	3/13	NY	3-4		L	SO	37-26-8	82	2nd/6th	19, 8, 10	Backstrom	*18,568
72	3/15	LA	2-0	W			38-26-8	84	1st/3rd	12, 10	Backstrom	*18,568
73	3/17	COL	3-1	W			39-26-8	86	1st/3rd	8p, 92, 19	Backstrom	*18,568
74	3/19	@ SJ	3-4		L	SO	39-26-9	87	1st/3rd	19, 10p, 10p	Backstrom	17,496
75	3/21	@ VAN	2-1	W			40-26-9	89	1st/3rd	12p, 92	Backstrom	18,630
76	3/22	@ CGY	4-5		L		40-27-9	89	1st/3rd	67, 67, 5, 5	Harding	19,289
77	3/24	@ EDM	3-5		L		40-28-9	89	1st/3rd	55, 6, 17	Backstrom; HARDING	16,839
78	3/26	EDM	3-1	W			41-28-9	91	1st/3rd	92, 6p, 12s	Backstrom	*18,568
79	3/28	VAN	4-0	W			42-28-9	93	1st/3rd	96, 9, 8p, 17	Backstrom	*18,568
80	3/30	COL	3-2	W		OT	43-28-9	95	1st/3rd	12, 10p, 10	Backstrom	*18,568
81	4/3	CGY	3-1	W			44-28-9	97	1st/3rd	17p, 10, 10p	Backstrom	*18,568
82	4/6	@ COL	3-4		L	OT	44-28-10	98	1st/3rd	21p, 3, 12	Harding	18,007



2006-07 MINNESOTA WILD



#	POS	PLAYER	GP	TOI/G	G	A	PTS	+/-	PIM	PPG	SHG	GWG	SOG	SH%
12	LW	BRIAN ROLSTON	78	21:16	31	33	64	6	46	13	1	6	305	10.2
38	C	PAVOL DEMITRA	71	20:38	25	39	64	0	28	9	1	4	175	14.3
10	RW	MARIAN GABORIK	48	19:37	30	27	57	12	40	12	1	7	196	15.3
96	RW	PIERRE-MARC BOUCHARD	82	15:59	20	37	57	13	14	5	0	3	173	11.6
9	C	MIKKO KOIVU	82	17:28	20	34	54	6	58	9	2	2	162	12.3
28	C	TODD WHITE	77	17:13	13	31	44	8	24	6	1	1	162	8.0
21	RW	MARK PARRISH	76	14:19	19	20	39	9	18	5	0	4	141	13.5
8	D	BRENT BURNS	77	15:47	7	18	25	16	26	3	0	3	108	6.5
92	RW	BRANKO RADIVOJEVIC	82	12:58	11	13	24	-9	21	4	0	3	116	9.5
37	C	WES WALZ	62	14:53	9	15	24	3	30	0	1	1	77	11.7
26	D	KURTIS FOSTER	57	17:58	3	20	23	-3	52	0	0	0	135	2.2
5	D	KIM JOHANSSON	76	23:33	3	19	22	-4	64	3	0	0	98	3.1
33	D	PETTERI NUMMELIN	51	20:17	3	17	20	-15	22	0	0	0	69	4.3
19	LW	STEPHANE VEILLEUX	75	12:17	7	11	18	3	47	0	0	1	84	8.3
11	C	DOMINIC MOORE	69	12:38	8	9	17	4	56	0	0	1	111	7.2
18	RW	ADAM HALL	72	12:22	6	11	17	-11	26	3	0	0	103	5.8
3	D	KEITH CARNEY	80	15:31	4	13	17	22	58	0	0	1	31	12.9
41	D	MARTIN SKOULA	81	20:13	0	15	15	9	36	0	0	0	91	0.0
55	D	NICK SCHULTZ	82	20:12	2	10	12	0	42	0	0	1	69	2.9
17	C	WYATT SMITH	61	9:30	3	3	6	-8	16	1	0	0	44	6.8
18	RW	MATTIAS WEINHANDL	12	6:27	1	1	2	-2	10	0	0	0	3	33.3
24	LW	DEREK BOOGAARD	48	4:38	0	1	1	0	120	0	0	0	11	0.0
27	RW	JOEL WARD*	11	7:42	0	1	1	0	0	0	0	0	12	0.0
4	D	SHAWN BELLE*	9	9:56	0	1	1	4	0	0	0	0	3	0.0
83	RW	MATT FOY*	9	7:10	0	0	0	-1	4	0	0	0	6	0.0
23	C	JASON MORGAN	4	7:28	0	0	0	-1	4	0	0	0	0	0.0
67	LW	BERNOIT POULIOT*	3	6:58	0	0	0	-1	0	0	0	0	1	0.0
6	D	ERIK REITZ*	1	10:36	0	0	0	1	0	0	0	0	0	0.0

#	GOALTENDER	GP	W	L	OT	SA	GA	GAA	SV	SV%	SO	A	PIM	MIN
32	NIKLAS BACKSTROM	41	23	8	6	1,028	73	1.97	955	.929	5	1	2	2,227
35	MANNY FERNANDEZ	44	22	16	1	1,158	103	2.55	1,055	.911	2	0	12	2,421
29	JOSH HARDING*	7	3	2	1	174	7	1.16	167	.960	1	0	0	361

* Rookie

2006-07 GAME-BY-GAME



GAME	DATE	OPPONENT	RESULT	W	L	OT	RECORD	PTS	DIVISION/ CONF. RANK	WILD GOALS (BY #)	WILD GOALTENDERS	ATT.
1	10/5	COL	3-2	W		OT	1-0-0	2	t-1st/t-1st	92, 10, 28	Fernandez	*18,568
2	10/7	NSH	6-5	W			2-0-0	4	1st/t-1st	38p, 10p, 21p, 9p, 28p, 12	Fernandez/BACKSTROM	*18,568
3	10/10	VAN	2-1	W		SO	3-0-0	6	1st/t-1st	12p	Fernandez	*18,064
4	10/12	WSH	3-2	W		SO	4-0-0	8	1st/1st	5p, 5p	Fernandez	*18,064
5	10/14	CBJ	5-0	W			5-0-0	10	1st/1st	12, 3, 10p, 9, 12p	Fernandez	*18,568
6	10/18	@ LA	2-1	W		OT	6-0-0	12	1st/1st	12, 10	Fernandez	14,617
7	10/20	@ ANA	1-2		L		6-1-0	12	1st/t-1st	96	Fernandez	13,430
8	10/21	@ SJ	4-1	W			7-1-0	14	1st/t-1st	21, 19, 37, 12	Fernandez	17,496
9	10/25	LA	3-1	W			8-1-0	16	1st/t-1st	12, 12, 28p	Fernandez	*18,568
10	10/27	ANA	3-2	W		SO	9-1-0	18	1st/1st	55, 12	Fernandez	*18,568
11	10/29	@ COL	1-4		L		9-2-0	18	1st/2nd	38p	Fernandez	17,615
12	11/2	VAN	5-2	W			10-2-0	20	1st/2nd	28p, 12s, 55, 11p, 92p	Fernandez/BACKSTROM	*18,568
13	11/4	NSH	3-4		L		10-3-0	20	1st/2nd	33, 38, 21p	Fernandez	*18,568
14	11/7	@ SJ	1-3		L		10-4-0	20	1st/3rd	28	Fernandez	17,233
15	11/11	@ LA	3-2	W		SO	11-4-0	22	1st/3rd	12p, 26	Fernandez	17,479
16	11/12	@ ANA	2-3		L		11-5-0	22	1st/3rd	96, 96	Backstrom	16,306
17	11/14	@ ARI	3-4		L		11-6-0	22	1st/3rd	38, 21, 37	Fernandez	12,002
18	11/16	@ NSH	7-6	W		SO	12-6-0	24	1st/3rd	37s, 9p, 11, 19, 38p, 8	Fernandez/BACKSTROM	12,759
19	11/18	COL	1-2		L	SO	12-6-1	25	1st/3rd	9p	Backstrom	*18,568
20	11/20	@ OTT	3-5		L		12-7-1	25	1st/3rd	11, 12, 9s	Fernandez	18,094
21	11/22	@ MTL	2-4		L		12-8-1	25	t-1st/t-3rd	19, 11	Backstrom	21,273
22	11/24	ARI	4-0	W			13-8-1	27	1st/3rd	96p, 21, 11s, 92p	Backstrom	*18,568
23	11/25	@ CBJ	3-5		L		13-9-1	27	t-1st/t-3rd	11, 96p, 19	Backstrom/FERNANDEZ	15,493
24	11/29	SJ	1-2		L		13-10-1	27	2nd/7th	18	Fernandez	*18,568
25	12/1	DET	0-3		L		13-11-1	27	2nd/7th		Fernandez	*18,568
26	12/2	@ DAL	3-4		L	SO	13-11-2	28	2nd/7th	33, 12, 9	Backstrom	17,027
27	12/5	CHI	3-2	W		SO	14-11-2	30	t-1st/t-3rd	28, 12	Fernandez	*18,568
28	12/7	CGY	3-2	W		SO	15-11-2	32	t-1st/t-3rd	9p, 12p	Fernandez	*18,568
29	12/9	CHI	5-4	W		OT	16-11-2	34	t-1st/t-3rd	21p, 38, 9p, 21p, 21	Fernandez	*18,568
30	12/12	@ CGY	2-5		L		16-12-2	34	2nd/7th	11s, 28p	FERNANDEZ/Backstrom	19,289
31	12/14	@ EDM	1-3		L		16-13-2	34	2nd/7th	28	Fernandez	16,839
32	12/16	@ VAN	1-2		L		16-14-2	34	5th/9th	38	Backstrom	18,630
33	12/19	VAN	5-2	W			17-14-2	36	t-2nd/t-7th	38, 12, 92, 21, 92	Fernandez	*18,568
34	12/22	@ DET	1-3		L		17-15-2	36	t-3rd/t-9th	19	Fernandez	20,066
35	12/23	DET	3-2	W			18-15-2	38	t-2nd/t-7th	9s, 21, 96	Fernandez	*18,568
36	12/26	@ TOR	3-4		L		18-16-2	38	t-3rd/t-9th	26, 37, 12p	Fernandez	19,355
37	12/27	@ DET	1-3		L		18-17-2	38	t-3rd/t-9th	38	Backstrom	20,066
38	12/29	CBJ	4-3	W		OT	19-17-2	40	t-2nd/t-7th	12p, 38p, 12p, 37	Fernandez	*18,568
39	12/31	ANA	4-3	W			20-17-2	42	t-2nd/t-7th	96p, 12p, 96p, 21	Fernandez	*18,568
40	1/2	ATL	5-1	W			21-17-2	44	t-1st/t-3rd	12p, 21, 21, 96, 96p	Fernandez	*18,568
41	1/4	TOR	2-3		L		21-18-2	44	t-2nd/t-7th	21, 38	Fernandez	*18,568
42	1/7	COL	1-2		L	SO	21-18-3	45	3rd/8th	9	Fernandez	*18,568
43	1/9	@ CGY	0-3		L		21-19-3	45	4th/9th		Backstrom	19,289
44	1/11	@ VAN	5-2	W			22-19-3	47	3rd/8th	10p, 12, 92p, 10, 37	Fernandez	18,630
45	1/12	@ EDM	4-2	W			23-19-3	49	t-2nd/t-7th	10, 12, 3, 10	Fernandez	16,839
46	1/14	@ CHI	4-3	W		SO	24-19-3	51	t-2nd/t-7th	96, 10s, 37	Fernandez	11,091
47	1/16	EDM	1-2		L		24-20-3	51	3rd/8th	37	Fernandez	*18,568
48	1/19	@ CHI	3-0	W			25-20-3	53	3rd/8th	10, 19, 10	Fernandez	12,333
49	1/20	DAL	1-2		L	SO	25-20-4	54	3rd/8th	9	Fernandez/BACKSTROM	*18,568
50	1/26	CGY	2-1	W		SO	26-20-4	56	3rd/8th	12p	Backstrom	*18,568
51	1/27	@ CBJ	2-3		L		26-21-4	56	3rd/8th	12p, 11	Fernandez	18,136
52	1/30	@ STL	5-2	W			27-21-4	58	3rd/8th	96, 96, 38p, 38, 11	Fernandez	10,445
53	2/1	@ COL	5-3	W			28-21-4	60	t-2nd/t-7th	9p, 96, 10, 10, 9	Backstrom	17,286
54	2/3	@ ARI	1-0	W			29-21-4	62	t-2nd/t-7th	10	Backstrom	17,115
55	2/6	@ DAL	2-4		L		29-22-4	62	3rd/8th	33, 11	Backstrom	17,660
56	2/8	FLA	4-2	W			30-22-4	64	t-2nd/t-7th	21, 28, 38p, 8p	Backstrom	*18,568
57	2/10	CAR	5-4	W			31-22-4	66	t-1st/t-3rd	21, 96, 10p, 10p, 38	Backstrom	*18,568
58	2/14	VAN	2-3		L	OT	31-22-5	67	3rd/8th	38, 10	Backstrom	*18,568
59	2/17	@ NSH	4-1	W			32-22-5	69	3rd/8th	38p, 10p, 96, 92	Backstrom	17,113
60	2/18	@ STL	3-5		L		32-23-5	69	3rd/8th	18, 10p, 38	BACKSTROM/HARDING	13,721
61	2/20	DAL	2-1	W		SO	33-23-5	71	2nd/7th	12p	Backstrom	*18,568
62	2/22	@ COL	4-3	W			34-23-5	73	2nd/t-6th	18, 17, 28p, 9	Backstrom	18,007
63	2/25	EDM	4-1	W			35-23-5	75	2nd/7th	28, 8p, 10, 96	Backstrom	*18,568
64	2/28	@ CGY	1-2		L	SO	35-23-6	76	3rd/8th	38p	Backstrom/HARDING	19,289
65	3/1	@ EDM	5-0	W			36-23-6	78	2nd/t-6th	38, 10p, 92, 10, 38p	Harding	16,839
66	3/4	@ VAN	3-4		L	SO	36-23-7	79	t-2nd/t-7th	92, 10, 5p	Backstrom	18,630
67	3/6	SJ	0-3		L		36-24-7	79	3rd/8th		BACKSTROM/Fernandez	*18,568
68	3/8	@ BOS	2-1	W			37-24-7	81	2nd/t-6th	12, 96	Backstrom	13,709
69	3/9	@ BUF	5-1	W			38-24-7	83	2nd/t-5th	11, 11, 38, 3, 28s	Harding	18,690
70	3/11	COL	3-2	W		OT	39-24-7	85	2nd/7th	9p, 9, 8	Backstrom	*18,568
71	3/13	@ VAN	3-2	W		OT	40-24-7	87	2nd/7th	9, 12, 8	Backstrom	18,630
72	3/15	@ EDM	2-1	W			41-24-7	89	2nd/7th	21, 10	Backstrom	16,839
73	3/17	@ CGY	4-2	W			42-24-7	91	2nd/t-5th	10p, 19, 12, 38	Backstrom	19,289
74	3/20	ARI	3-2	W			43-24-7	93	2nd/5th	38, 28p, 10	Backstrom	*18,568
75	3/22	STL	5-1	W			44-24-7	95	2nd/6th	38, 12, 10, 10p, 9p	Backstrom	*18,568
76	3/24	LA	4-1	W			45-24-7	97	1st/3rd	8, 12p, 96, 9	Harding	*18,568
77	3/27	CGY	0-1		L	OT	45-24-8	98	2nd/7th		Backstrom	*18,568
78	3/29	CGY	2-4		L		45-25-8	98	2nd/7th	8p, 21p	Backstrom/HARDING	*18,568
79	3/31	@ COL	1-2		L		45-26-8	98	2nd/7th	10p	Harding	17,192
80	4/3	EDM	3-0	W			46-26-8	100	2nd/7th	9p, 26, 92p	Backstrom	*18,568
81	4/5	EDM	3-0	W			47-26-8	102	2nd/7th	21, 3, 10	Backstrom	*18,568
82	4/7	STL	5-1	W			48-26-8	104	2nd/7th	96, 92, 37, 17, 17p	Backstrom	*18,568



2005-06 MINNESOTA WILD

2005-06 GAME-BY-GAME



#	POS	PLAYER	GP	TOI/G	G	A	PTS	+/-	PIM	PPG	SHG	GWG	SOG	SH%
12	LW	BRIAN ROLSTON	82	20:21	34	45	79	14	50	15	5	7	293	11.6
10	RW	MARIAN GABORIK	65	18:26	38	28	66	6	64	10	2	7	252	15.1
96	RW	PIERRE-MARC BOUCHARD	80	15:15	17	42	59	3	28	7	0	3	118	14.4
28	C	TODD WHITE	61	17:12	19	21	40	-1	18	5	0	0	109	17.4
25	C	RANDY ROBITAILLE	67	14:44	12	28	40	-5	54	7	0	2	112	10.7
37	C	WES WALZ	82	16:30	19	18	37	7	61	1	1	0	127	15.0
32	C	MARC CHOUINARD	74	12:59	14	16	30	1	34	6	2	3	112	12.5
26	D	KURTIS FOSTER*	58	19:13	10	18	28	-3	60	6	0	2	124	8.1
9	RW	ALEXANDRE DAIGLE	46	12:59	5	23	28	-6	12	2	0	1	59	8.5
11	LW	PASCAL DUPOIS	67	16:30	10	16	26	-10	40	4	0	2	151	6.6
17	D	FILIP KUBA	65	21:46	6	19	25	0	44	1	1	1	69	8.7
21	C	MIKKO KOIVU*	64	13:17	6	15	21	-9	40	3	0	0	96	6.3
41	D	MARTIN SKOULA	78	20:49	5	16	21	6	46	3	0	1	92	5.4
20	D	ANDREI ZYUZIN	57	18:53	7	11	18	-12	50	4	0	1	80	8.8
34	D	DANIEL TJARNQVIST	60	19:46	3	15	18	-11	32	3	0	1	54	5.6
17	LW	STEPHANE VEILLEUX	71	12:58	7	9	16	-13	63	0	0	1	87	8.0
8	D	BRENT BURNS	72	14:07	4	12	16	-7	32	1	0	1	73	5.5
55	D	NICK SCHULTZ	79	17:58	2	12	14	2	43	0	0	0	45	4.4
27	RW	KYLE WANVIG	51	10:39	4	8	12	-8	64	1	0	0	55	7.3
18	RW	MATTIAS WEINHANDL	68	14:43	4	7	11	-4	24	0	0	0	57	7.0
24	LW	DEREK BOOGAARD*	65	5:23	2	4	6	2	158	0	0	1	15	13.3
83	RW	MATT FOY*	19	10:59	2	3	5	-4	16	1	0	0	21	9.5
36	D	ALEX HENRY	63	11:26	0	5	5	-4	73	0	0	0	41	0.0
7	C	ERIK WESTRUM	10	10:48	0	1	1	-1	2	0	0	0	16	0.0
23	D	SCOTT FERGUSON	15	9:11	0	0	0	-3	22	0	0	0	6	0.0
56	D	ERIK REITZ*	5	13:09	0	0	0	-2	4	0	0	0	0	0.0
44	LW	ANDREI NAZAROV	2	4:48	0	0	0	-1	6	0	0	0	0	0.0

#	GOALTENDER	GP	W	L	OT	SA	GA	GAA	SV	SV%	SO	A	PIM	MIN
35	MANNY FERNANDEZ	58	30	18	7	1612	130	2.29	1482	.919	1	3	6	3,411
30	DWAYNE ROLOSON	24	6	17	1	759	68	3.00	691	.910	1	0	6	1,361
29	JOSH HARDING*	3	2	1	0	83	8	2.59	75	.904	1	0	0	185

* Rookie

GAME	DATE	OPPONENT	RESULT	W	L	OT	RECORD	PTS	DIVISION/ CONF. RANK	WILD GOALS (BY #)	WILD GOALTENDERS	ATT.
1	10/5	CGY	6-3	W			1-0-0	2	t-1st/t-1st	32, 8p, 27p, 32, 28, 32	Roloson	*19,398
2	10/8	@ ARI	1-2		L		1-1-0	2	t-3rd/t-6th	25p	Roloson	17,799
3	10/9	@ LA	1-2		L	OT	1-1-1	3	t-2nd/7th	37	Fernandez	17,725
4	10/12	VAN	6-0	W			2-1-1	5	t-2nd/t-5th	20p, 32, 83p, 96p, 83, 12	Roloson	*18,568
5	10/14	VAN	3-5		L		2-2-1	5	t-3rd/t-8th	37, 96p, 12p	Roloson	*18,568
6	10/16	ANA	4-1	W			3-2-1	7	2nd/6th	12p, 17p, 96, 27	Fernandez	*18,568
7	10/19	SJ	6-1	W			4-2-1	9	2nd/5th	2, 24, 32s, 96, 28, 17	Fernandez	*18,064
8	10/22	@ STL	3-2	W			5-2-1	11	2nd/5th	12p, 20p, 32	Fernandez	13,903
9	10/23	@ CHI	2-4		L		5-3-1	11	2nd/5th	10p, 10	Roloson	11,368
10	10/25	VAN	1-3		L		5-4-1	11	2nd/5th	9p	Fernandez	*18,568
11	10/28	@ CBJ	1-2		L	SO	5-4-2	12	2nd/5th	96	Roloson	15,669
12	10/29	CBJ	3-1	W			6-4-2	14	2nd/5th	28p, 8, 28	Fernandez	*18,568
13	11/1	@ CGY	0-3		L		6-5-2	14	2nd/6th		Fernandez	19,289
14	11/2	@ VAN	1-2		L		6-6-2	14	2nd/7th	25	Roloson	18,630
15	11/5	@ SJ	3-1	W			7-6-2	16	t-3rd/t-8th	12p, 12, 12	Roloson	17,496
16	11/6	@ ANA	4-3	W		SO	8-6-2	18	2nd/5th	12s, 21, 19	Fernandez	14,053
17	11/8	ARI	2-4		L		8-7-2	18	t-2nd/8th	34p, 17s	ROLOSON, Fernandez	*18,568
18	11/11	@ DET	1-3		L		8-8-2	18	5th/t-9th	25p	Fernandez	20,066
19	11/14	@ CGY	2-3		L		8-9-2	18	5th/t-10th	21, 25p	Roloson	19,289
20	11/19	NSH	4-2	W			9-9-2	20	5th/10th	26, 19, 26, 12p	Fernandez	*18,568
21	11/23	EDM	3-4		L		9-10-2	20	5th/10th	10p, 11p, 11	Roloson	*18,568
22	11/25	STL	5-3	W			10-10-2	22	5th/10th	37, 10, 26, 96, 96p	Fernandez	*18,568
23	11/30	CBJ	2-3		L	SO	10-10-3	23	5th/11th	21p, 25	Fernandez	*18,568
24	12/1	@ NSH	1-2		L		10-11-3	23	5th/11th	25p	Roloson	10,135
25	12/3	@ NJ	2-3		L	SO	10-11-4	24	5th/11th	12p, 20	Fernandez	14,103
26	12/5	@ NYR	1-3		L		10-12-4	24	5th/13th	11	Roloson	18,200
27	12/8	@ PIT	5-0	W			11-12-4	26	5th/12th	10, 9, 37, 12, 9p	Fernandez	14,627
28	12/10	@ PHI	2-3		L		11-13-4	26	5th/12th	55, 28p	Fernandez	19,592
29	12/11	BUF	2-3		L		11-14-4	26	5th/12th	21p, 12	Roloson	*18,568
30	12/13	@ NYI	4-3	W			12-14-4	28	5th/12th	2, 10, 10p, 32	Fernandez	10,686
31	12/15	BOS	2-3		L		12-15-4	28	5th/12th	12p, 25p	Fernandez	*18,568
32	12/17	MTL	4-3	W		OT	13-15-4	30	5th/12th	12, 28, 12p, 26p	Roloson	*18,568
33	12/19	DAL	2-1	W			14-15-4	32	5th/t-11th	28, 10	Fernandez	*18,568
34	12/22	@ COL	3-4		L		14-16-4	32	5th/t-11th	8, 20p, 21	Roloson	18,007
35	12/23	COL	5-3	W			15-16-4	34	5th/t-10th	19, 8, 28, 10, 32p	Fernandez	*18,568
36	12/26	@ EDM	4-1	W			16-16-4	36	5th/t-10th	11p, 10, 12s, 28	Fernandez	16,839
37	12/28	@ EDM	4-2	W			17-16-4	38	5th/t-10th	25, 10, 12p, 10	Fernandez	16,839
38	12/29	@ CGY	2-4		L		17-17-4	38	5th/t-10th	27, 11	Roloson	19,289
39	12/31	VAN	4-3	W			18-17-4	40	5th/t-10th	28, 37, 26p, 25p	Fernandez	*18,568
40	1/3	@ DET	4-2	W			19-17-4	42	5th/t-9th	20, 17, 12, 9	Roloson	20,066
41	1/5	COL	2-4		L		19-18-4	42	5th/9th	34p, 28	ROLOSON, Fernandez	*18,568
42	1/7	ANA	4-1	W			20-18-4	44	5th/9th	24, 25, 10, 28p	Fernandez	*18,568
43	1/9	DAL	1-2		L		20-19-4	44	5th/10th	25	Fernandez	*18,568
44	1/14	CGY	1-4		L		20-20-4	44	5th/12th	26p	Fernandez	*18,568
45	1/16	OTT	1-6		L		20-21-4	44	5th/12th	17	Roloson	*18,568
46	1/18	TOR	5-3	W			21-21-4	46	5th/t-11th	26p, 37, 32p, 10, 32s	Fernandez	*18,568
47	1/20	CHI	4-1	W			22-21-4	48	5th/t-11th	27, 10p, 27, 25p	Fernandez	10,504
48	1/22	@ CHI	3-2	W			23-21-4	50	5th/t-10th	37p, 12, 12	Fernandez	*18,568
49	1/24	ARI	3-2	W			24-21-4	52	5th/t-9th	10, 12, 12s	Fernandez	*18,568
50	1/26	NSH	5-1	W			25-21-4	54	5th/t-9th	19, 9, 96, 28, 10	Fernandez	17,153
51	1/27	@ CBJ	3-4		L		25-22-4	54	5th/10th	96p, 28, 28p	Roloson	*18,568
52	1/30	DET	4-5		L		25-23-4	54	5th/11th	10, 28, 20, 17	Fernandez, ROLOSON	18,007
53	1/31	@ COL	2-3		L		25-24-4	54	5th/11th	12, 10	Fernandez	15,226
54	2/2	@ SJ	3-2	W		SO	26-24-4	56	5th/t-11th	25p, 10	Fernandez	17,658
55	2/4	@ ARI	6-4	W			27-24-4	58	5th/10th	37, 10, 28p, 10, 97, 37	Fernandez	*18,568
56	2/7	LA	5-1	W			28-24-4	60	5th/10th	12p, 11p, 10p, 11p, 10p	Fernandez	*18,568
57	2/9	COL	1-2		L		28-25-4	60	5th/10th	28	Fernandez	16,839
58	2/10	@ EDM	6-3	W			29-25-4	62	5th/10th	32, 96p, 96, 11, 20p, 37	Roloson	18,630
59	2/12	@ VAN	2-3		L	OT	29-25-5	63	5th/10th	37, 11	Fernandez	18,007
60	2/28	@ COL	2-4		L		29-26-5	63	5th/11th	96p, 10p	Fernandez	18,118
61	3/2	@ LA	2-3		L		29-27-5	63	5th/11th	10, 10	Fernandez	17,048
62	3/3	@ ANA	2-4		L		29-28-5	63	5th/11th	28, 10	Roloson	*18,568
63	3/5	COL	5-3	W			30-28-5	65	5th/10th	37, 37, 55, 10s, 12p	Fernandez	*18,568
64	3/7	LA	2-3		L	OT	30-28-6	66	5th/10th	37, 37	Fernandez	14,609
65	3/10	@ STL	1-2		L	OT	30-28-7	67	5th/11th	10	Fernandez	*18,568
66	3/12	EDM	4-3	W			31-28-7	69	5th/11th	12p, 12p, 41, 96p	Fernandez	*18,568
67	3/14	EDM	1-2		L		31-29-7	69	5th/11th	26p	Fernandez	*18,568
68	3/19	CGY	2-3		L		31-30-7	69	5th/11th	32p, 37	Fernandez	*18,568
69	3/21	CGY	3-1	W			32-30-7	71	5th/11th	10p, 12s, 10	Fernandez	*18,568
70	3/22	@ DAL	2-4		L		32-31-7	71	5th/11th	10p, 12p	Fernandez	*18,568
71	3/25	SJ	1-5		L		32-32-7	71	5th/11th	12	Fernandez	16,839
72	3/28	@ EDM	3-2	W			33-32-7	73	5th/11th	37s, 96, 12	Fernandez	18,630
73	3/29	@ VAN	1-2		L		33-33-7	73	5th/11th	12	Fernandez	18,630
74	3/31	@ VAN	2-1		L	SO	34-33-7	75	5th/11th	32p	Fernandez	*18,568
75	4/2	DET	2-3		L		34-34-7	75	5th/12th	96, 10p	Fernandez	*18,568
76	4/4	STL	5-4	W		SO	35-34-7	77	5th/11th	19, 18, 32p, 37	Harding	*18,568
77	4/6	EDM	2-1	W		SO	36-34-7	79	5th/11th	19	Fernandez	19,289
78	4/7	@ CGY	1-2		L		36-35-7	79	5th/11th	12s	Fernandez	18,007
79	4/9	@ COL	5-2	W			37-35-7	81	5th/11th	10, 11, 34p, 10s, 10	Fernandez	*18,568
80	4/11	CHI	2-0	W			38-35-7	83	5th/11th	19, 96	Harding	12,087
81	4/13	@ NSH	2-4		L		38-36-7	83	5th/11th	12p, 37	Harding	18,584
82	4/15	@ DAL	2-4		L	OT	38-36-8	84	5th/11th	21s, 18, 10	Fernandez	*18,568



2003-04 MINNESOTA WILD



#	POS	PLAYER	GP	TOI/G	G	A	PTS	+/-	PIM	PP	SH	GW	GTG	SOG	SH%
9	RW	ALEXANDRE DAIGLE	78	15:10	20	31	51	-4	14	6	0	3	0	145	13.8
15	LW	ANDREW BRUNETTE	82	15:32	15	34	49	3	12	7	0	3	1	90	16.7
10	RW	MARIAN GABORIK	65	18:17	18	22	40	10	20	3	0	4	0	220	8.2
33	C	SERGEI ZHOLTOK	59	16:13	13	16	29	4	19	3	0	3	1	115	11.3
24	LW	ANTTI LAAKSONEN	77	16:03	12	14	26	0	20	0	1	1	0	100	12.0
11	LW	PASCAL DUPUIS	59	15:48	11	15	26	5	20	2	0	1	0	127	8.7
18	RW	RICHARD PARK	73	16:30	13	12	25	0	28	4	0	1	1	142	9.2
37	C	WES WALZ	57	16:18	12	13	25	5	32	0	3	2	0	70	17.1
34	C	JIM DOWD	55	14:07	4	20	24	6	38	2	0	2	0	41	9.8
17	D	FILIP KUBA	77	24:06	5	19	24	-7	28	2	1	2	0	114	4.4
96	LW	PIERRE-MARC BOUCHARD	61	14:00	4	18	22	-7	22	2	0	0	0	60	6.7
32	C	MARC CHOUINARD	45	15:58	11	10	21	4	17	3	1	2	0	70	15.7
20	D	ANDREI ZYUZIN	65	20:22	8	13	21	4	48	4	0	1	1	104	7.7
28	C	JASON WIEMER	62	13:57	7	11	18	-6	106	1	0	0	2	89	7.9
55	D	NICK SCHULTZ	79	20:19	6	10	16	12	16	1	0	0	1	72	8.3
2	D	WILLIE MITCHELL	70	22:36	1	13	14	12	83	0	0	0	0	58	1.7
19	LW	STEPHANE VEILLEUX	19	14:20	2	8	10	0	20	1	1	1	0	37	5.4
25	C	RICKARD WALLIN*	15	14:20	5	4	9	1	14	3	0	1	0	16	31.3
26	LW	CHRISTOPH BRANDNER	35	13:20	4	5	9	-2	8	1	0	0	0	50	8.0
12	LW	MATT JOHNSON	57	6:27	7	1	8	4	177	0	0	1	0	21	33.3
21	RW	ERIC CHOUINARD	48	13:36	3	4	7	-7	6	0	0	1	0	45	6.7
36	D	ALEX HENRY	71	14:53	2	4	6	4	106	0	0	0	0	37	5.4
8	RW	BRENT BURNS*	36	13:29	1	5	6	-10	12	0	0	0	0	34	2.9
6	D	JASON MARSHALL	12	15:36	1	4	5	-1	18	1	0	0	0	16	6.3
5	D	BRAD BOMBARDIR	56	20:14	1	2	3	-10	21	0	0	1	0	38	2.6
6	D	ZBYNEK MICHALEK*	22	14:13	1	1	2	-7	4	0	0	0	0	17	5.9
4	D	BRAD BROWN	30	9:41	0	1	1	-1	54	0	0	0	0	14	0.0
14	C	DARBY HENDRICKSON	14	14:12	1	0	1	-7	6	0	0	0	0	14	7.1
71	D	TRAVIS ROCHE*	5	16:07	0	1	1	-3	0	0	0	0	0	5	0.0
27	RW	KYLE WANVIG*	6	13:48	0	1	1	-2	10	0	0	0	0	16	0.0

#	GOALTENDER	GP	W	L	T	SA	GA	GAA	SV	SV%	SO	A	PIM	MIN
30	DWAYNE ROLOSON	48	19	18	11	1,323	89	1.88	1,234	.933	5	1	8	2,847
35	MANNY FERNANDEZ	37	11	14	9	1,056	90	2.49	966	.915	2	0	2	2,166

* Rookie


2003-04 GAME-BY-GAME



GAME	DATE	OPPONENT	RESULT	W	L	T	OTL	RECORD	PTS	DIVISION/ CONF. RANK	WILD GOALS (BY #)	WILD GOALTENDERS	ATT.
1	10/8	@ CHI	0-1		L			0-1-0-0	0	5th/15th		Rolason	13,903
2	10/10	NYR	5-3	W				1-1-0-0	2	4th/8th	96,17,12,5,9	Fernandez	*18,568
3	10/12	SJ	2-3		L			1-2-0-0	2	5th/11th	26,8	ROLOSON/Fernandez	*18,568
4	10/16	COL	2-5		L			1-3-0-0	2	5th/14th	9p,14	Fernandez	*18,568
5	10/18	VAN	2-2			T		1-3-1-0	3	5th/14th	34p,12	Rolason	*18,568
6	10/19	@ DAL	1-3		L			1-4-1-0	3	5th/14th	26p	Fernandez	18,213
7	10/21	CGY	2-3		L			1-5-1-0	3	5th/15th	18,20p	Rolason	*18,064
8	10/24	@ FLA	4-3	W				2-5-1-0	5	5th/14th	18,24,9p,37	Rolason	15,539
9	10/25	@ TB	2-3		L			2-6-1-0	5	5th/14th	96p,32p	Fernandez	16,223
10	10/28	@ BUF	3-1	W				3-6-1-0	7	5th/11th	37s,9p,15p	Fernandez	11,919
11	10/30	ATL	3-2	W				4-6-1-0	9	4th/10th	15p,37,17p	Fernandez	*18,064
12	11/1	WSH	2-1	W				5-6-1-0	11	3rd/7th	37,15p	Rolason	*18,568
13	11/4	@ COL	4-4			T		5-6-2-0	12	3rd/7th	24,15,26,24	Fernandez	18,007
14	11/7	@ CGY	3-0	W				6-6-2-0	14	3rd/7th	32,18p,11	Rolason	13,839
15	11/8	@ VAN	3-4		L			6-7-2-0	14	3rd/7th	11,10,9	Fernandez/ROLOSON	18,630
16	11/11	VAN	1-0	W				7-7-2-0	16	3rd/6th	33	Rolason	*18,568
17	11/13	EDM	0-2		L			7-8-2-0	16	4th/9th		Rolason	*18,568
18	11/15	DET	1-1			T		7-8-3-0	17	4th/8th	15p	Rolason	*18,568
19	11/19	@ PIT	6-2	W				8-8-3-0	19	4th/8th	24,33,24,10,9,11	Rolason	10,957
20	11/20	@ PHI	1-3		L			8-9-3-0	19	4th/9th	9	Fernandez	19,148
21	11/22	DET	2-5		L			8-10-3-0	19	4th/7th	18p,9	Rolason	*18,568
22	11/26	DAL	1-3		L			8-11-3-0	19	5th/13th	28	Fernandez	*18,568
23	11/28	SJ	1-2		L			8-12-3-0	19	5th/14th	15	Rolason	*18,568
24	11/30	ANA	1-1			T		8-12-4-0	20	5th/13th	37	Fernandez	*18,568
25	12/3	@ EDM	1-0	W				9-12-4-0	22	5th/13th	10p	Fernandez	16,198
26	12/5	@ CGY	1-2		L			9-13-4-0	22	5th/13th	11	Fernandez	14,669
27	12/6	@ VAN	1-1			T		9-13-5-0	23	5th/13th	26	Rolason	18,630
28	12/9	CGY	2-1	W				10-13-5-0	25	5th/13th	20,11p	Fernandez	*18,568
29	12/11	TOR	0-1		L			10-14-5-0	25	5th/13th		Rolason	*18,568
30	12/13	BUF	3-2	W				11-14-5-0	27	5th/13th	28,24,34	Fernandez	*18,568
31	12/15	@ ARI	5-2	W				12-14-5-0	29	4th/12th	28p,12,15,37,9	Rolason	13,462
32	12/17	@ COL	3-2	W				13-14-5-0	31	4th/9th	11,17p,33	Rolason	18,007
33	12/18	@ EDM	1-1			T		13-14-6-0	32	4th/9th	33p	Fernandez	16,145
34	12/20	CBJ	5-2	W				14-14-6-0	34	4th/8th	37s,12,20,37,33	Rolason	*18,568
35	12/23	NSH	3-3			T		14-14-7-0	35	4th/9th	10,18,28	Fernandez	*18,568
36	12/26	@ DET	2-2			T		14-14-8-0	36	4th/10th	10,37	Rolason	20,066
37	12/29	@ CGY	2-2			T		14-14-9-0	37	4th/10th	11,18p	Rolason	16,279
38	12/30	@ EDM	2-2			T		14-14-10-0	38	4th/10th	2,55	Fernandez	16,839
39	1/2	EDM	1-2		L			14-15-10-0	38	4th/11th	12	Rolason	*18,568
40	1/4	@ COL	1-3		L			14-16-10-0	38	4th/11th	28	Fernandez	18,007
41	1/5	@ STL	1-1			T		14-16-11-0	39	4th/11th	20	Rolason	19,411
42	1/7	CHI	7-4	W				15-16-11-0	41	4th/11th	28,21,55,18,21,11,24	Fernandez/ROLOSON	*18,568
43	1/9	ARI	0-2		L			15-17-11-0	41	4th/11th		Rolason	*18,568
44	1/12	NSH	3-3			T		15-17-12-0	42	4th/11th	18,17s,33	Fernandez	*18,568
45	1/14	LA	2-2			T		15-17-13-0	43	4th/11th	15p,55	Rolason	*18,568
46	1/16	PIT	4-2	W				16-17-13-0	45	4th/11th	15,9,17,24	Rolason	*18,568
47	1/17	@ STL	2-2			T		16-17-14-0	46	4th/11th	96,55p	Fernandez	19,530
48	1/19	@ NSH	0-2		L			16-18-14-0	46	4th/11th		Fernandez	11,572
49	1/21	CHI	4-2	W				17-18-14-0	48	4th/10th	11,18,34,18	Rolason	*18,568
50	1/23	@ ANA	2-6	L				17-19-14-0	48	4th/11th	9p,9p	Rolason	17,174
51	1/24	@ SJ	0-4		L			17-20-14-0	48	4th/11th		Fernandez	17,496
52	1/26	@ LA	2-2			T		17-20-15-0	49	4th/11th	18p,34p	Rolason	18,118
53	1/29	MTL	2-3				OTL	17-20-15-1	50	4th/11th	23p,24	Rolason	*18,568
54	1/31	@ CBJ	1-2				OTL	17-20-15-2	51	4th/11th	33	Rolason	18,136
55	2/2	STL	4-0	W				18-20-15-2	53	4th/10th	37,33,11,37s	Rolason	*18,064
56	2/4	@ NYR	4-3	W				19-20-15-2	55	4th/10th	24,33p,33p,10	Rolason	18,200
57	2/10	LA	1-3		L			19-21-15-2	55	4th/10th	15p	Rolason	*18,568
58	2/13	EDM	3-0	W				20-21-15-2	57	4th/10th	33,32,11p	Rolason	*18,568
59	2/15	CGY	1-2		L			20-22-15-2	57	4th/10th	33	Rolason	*18,568
60	2/17	@ NJ	4-4			T		20-22-16-2	58	4th/10th	10,33,10,10p	Fernandez	12,426
61	2/19	VAN	6-2	W				21-22-16-2	60	4th/10th	32,24s,15,32,36,10	Rolason	*18,568
62	2/22	COL	1-3	L				21-23-16-2	60	5th/11th	32	Rolason	*18,568
63	2/26	@ NSH	0-4		L			21-24-16-2	60	5th/12th		Fernandez	13,033
64	2/27	@ DAL	1-3	L				21-25-16-2	60	5th/12th	15	Fernandez	18,532
65	2/29	CAR	3-3			T		21-25-17-2	61	5th/12th	20p,20,10	Fernandez	*18,568
66	3/3	@ ANA	0-2		L			21-26-17-2	61	5th/12th		Fernandez	12,747
67	3/4	@ LA	1-1			T		21-26-18-2	62	5th/12th	28	Rolason	18,118
68	3/7	@ ARI	1-1			T		21-26-19-2	63	5th/12th	15	Rolason	14,603
69	3/9	@ SJ	4-3	W				22-26-19-2	65	5th/12th	12,15,6,9	Fernandez	14,703
70	3/10	@ VAN	1-1			T		22-26-20-2	66	5th/12th	15p	Rolason	18,630
71	3/14	CBJ	3-2	W				23-26-20-2	68	5th/11th	18,55,9	Fernandez	*18,568
72	3/16	OTT	5-2	W				24-26-20-2	70	5th/11th	32p,25p,10,10p,10	Rolason	*18,568
73	3/18	@ BOS	2-0	W				25-26-20-2	72	5th/11th	18,19s	Fernandez	14,383
74	3/19	@ NYI	1-3		L			25-27-20-2	72	5th/11th	15	Rolason	14,022
75	3/22	ARI	2-3				OTL	25-27-20-3	73	5th/11th	32,55	Fernandez	*18,568
76	3/24	@ CBJ	0-2		L			25-28-20-3	73	5th/12th		Rolason	17,732
77	3/25	@ CHI	8-2	W				26-28-20-3	75	5th/11th	20p,37,12,24,9,25p,9,10	Fernandez	11,116
78	3/28	ANA	2-1	W				27-28-20-3	77	5th/11th	25,10	Rolason	*18,568
79	3/29	@ DET	3-5		L			27-29-20-3	77	5th/11th	20p,9,9	Fernandez	20,066
80	3/31	COL	5-4	W				28-29-20-3	79	5th/11th	9,96p,9,32p,32	Rolason	*18,568
81	4/2	DAL	4-2	W				29-29-20-3	81	5th/10th	21,25,25p,10	Fernandez	*18,568
82	4/4	STL	3-0	W				30-29-20-3	83	5th/10th	19p,10,32	Rolason	*18,568



2002-03 MINNESOTA WILD



#	POS	PLAYER	GP	TOI/G	G	A	PTS	+/-	PIM	PP	SH	GW	GTG	SOG	SH%
10	LW	MARIAN GABORIK	81	17:24	30	35	65	12	46	5	1	8	0	280	10.7
11	LW	PASCAL DUPUIS	80	17:30	20	28	48	17	44	6	0	4	1	183	10.9
7	C	CLIFF RONNING	80	17:25	17	31	48	-6	24	8	0	5	0	171	9.9
15	LW	ANDREW BRUNETTE	82	14:29	18	28	46	-10	30	9	0	2	3	97	18.5
33	RW	SERGEI ZHOLTOK	78	16:36	16	26	42	1	18	3	0	2	2	153	10.5
37	C	WES WALZ	80	15:56	13	19	32	11	63	0	0	4	0	115	11.3
24	LW	ANTTI LAAKSONEN	82	15:55	15	16	31	4	26	1	2	4	2	106	14.2
17	D	FILIP KUBA	78	23:56	8	21	29	0	29	4	2	1	0	129	6.2
34	C	JIM DOWD	78	13:03	8	17	25	-1	31	3	1	2	0	79	10.1
18	RW	RICHARD PARK	81	16:36	14	10	24	-3	16	2	2	3	1	149	9.4
96	C	PIERRE-MARC BOUCHARD*	50	13:16	7	13	20	1	18	5	0	1	0	53	13.2
20	D	ANDREI ZYUZIN	67	21:38	4	13	17	-8	36	2	0	0	0	113	3.5
5	D	BRAD BOMBARDIR	58	22:01	1	14	15	15	16	1	0	0	0	55	1.8
2	D	WILLIE MITCHELL	69	21:28	2	12	14	13	84	0	1	1	0	67	3.0
77	D	LUBOMIR SEKERAS	60	18:52	2	9	11	-12	30	1	0	1	0	50	4.0
28	LW	JEREMY STEVENSON	32	10:48	5	6	11	6	69	1	0	1	0	29	17.2
55	D	NICK SCHULTZ	75	18:28	3	7	10	11	23	0	0	1	0	70	4.3
16	RW	BILL MUCKALT	8	13:00	5	3	8	5	6	0	0	0	0	13	38.5
12	L	MATT JOHNSON	60	7:24	3	5	8	-8	201	0	0	1	0	24	12.5
14	C	DARBY HENDRICKSON	28	15:16	1	5	6	-3	8	0	0	0	0	34	2.9
23	D	JASON MARSHALL	45	11:24	1	5	6	4	69	0	0	0	0	40	2.5
4	D	BRAD BROWN	57	9:14	0	1	1	-1	90	0	0	0	0	10	0.0
19	LW	STEPHANE VEILLEUX*	38	12:08	3	2	5	-6	23	1	0	0	0	52	5.8
3	D	LADISLAV BENYSEK	14	11:26	0	0	0	-3	8	0	0	0	0	7	0.0
27	RW	KYLE WANVIG*	7	9:14	1	0	1	0	13	0	0	0	0	5	20.0
25	C	RICKARD WALLIN*	4	7:44	1	0	1	1	0	0	0	1	0	1	100.0
9	LW	HNAT DOMENICHELLI	1	11:11	0	0	0	0	0	0	0	0	0	1	0.0
6	LW	JEAN-GUY TRUDEL	1	5:37	0	0	0	0	2	0	0	0	0	0	0.0
38	D	CURTIS MURPHY	1	8:56	0	0	0	0	0	0	0	0	0	0	0.0
#	GOALTENDER		GP	W	L	T	SA	GA	GAA	SV	SV%	SO	A	PIM	MIN
30	DWAYNE ROLOSON		50	23	16	8	1,334	98	2.00	1,236	.927	4	1	4	2,945
35	MANNY FERNANDEZ		34	19	13	2	972	74	2.24	898	.924	2	1	6	1,979
31	DIETER KOCHAN		1	0	1	0	28	5	5.00	23	.821	0	0	0	60

* Rookie

2002-03 GAME-BY-GAME



GAME	DATE	OPPONENT	RESULT	W	L	T	OTL	RECORD	PTS	DIVISION/ CONF. RANK	WILD GOALS (BY #)	WILD GOALTENDERS	ATT.
1	10/11	BOS	5-1	W				1-0-0-0	2	1st/2nd	18p,37,15,33,34s	Fernandez	*18,568
2	10/12	@ STL	2-2				T	1-0-1-0	3	2nd/5th	7p,15p	Rolason	16,294
3	10/15	FLA	4-1	W				2-0-1-0	5	1st/2nd	16,24s,5p,16	Fernandez	*18,064
4	10/17	DAL	3-1	W				3-0-1-0	7	1st/1st	10p,10,16	Fernandez	*18,568
5	10/19	DET	3-5		L			3-1-1-0	7	2nd/5th	37,16,24	Rolason	*19,344
6	10/22	CGY	4-3	W				4-1-1-0	9	1st/1st	16,10p,24,7p	Fernandez	*18,064
7	10/24	@ CHI	3-2	W				5-1-1-0	11	1st/1st	11,15p,15	Rolason	11,137
8	10/26	@ ARI	6-1	W				6-1-1-0	13	1st/1st	15p,10,11,10,37,15p	Fernandez	10,236
9	10/27	@ COL	3-3			T		6-1-2-0	14	1st/1st	19p,11,24	Rolason	18,007
10	10/29	COL	3-2	W				7-1-2-0	16	1st/1st	10p,33,77	Fernandez	*18,568
11	10/31	SJ	2-1	W				8-1-2-0	18	1st/1st	33,33	Rolason	*18,064
12	11/2	VAN	2-4		L			8-2-2-0	18	1st/1st	10,7	Fernandez	*18,568
13	11/4	@ LA	5-2	W				9-2-2-0	20	1st/1st	10p,10s,7,10,24	Rolason	15,693
14	11/7	@ ARI	1-4		L			9-3-2-0	20	1st/1st	11	FERNANDEZ/Rolason	11,107
15	11/9	@ SJ	4-2	W				10-3-2-0	22	1st/2nd	7p,10,96p,37	Rolason	17,496
16	11/10	@ ANA	0-1		L			10-4-2-0	22	1st/2nd		Fernandez	14,070
17	11/12	EDM	2-3		L			10-5-2-0	22	1st/2nd	15,11p	Rolason	*18,064
18	11/14	PIT	1-1			T		10-5-3-0	23	1st/2nd	18	Fernandez	*18,568
19	11/16	WSH	1-0	W				11-5-3-0	25	1st/2nd	11	Rolason	*18,568
20	11/19	LA	2-2			T		11-5-4-0	26	1st/2nd	10,33	Rolason	*18,064
21	11/21	@ WSH	4-3	W				12-5-4-0	28	2nd/4th	24,19,15p,11	Rolason	12,838
22	11/23	NSH	4-2	W				13-5-4-0	30	2nd/3rd	15,10,10p,10	Fernandez	*18,568
23	11/25	VAN	1-2		L			13-6-4-0	30	2nd/3rd	15	Fernandez	*18,064
24	11/27	@ DAL	0-5		L			13-7-4-0	30	2nd/4th		Fernandez	18,532
25	11/29	COL	2-2			T		13-7-5-0	31	2nd/4th	18p,24	Rolason	*18,568
26	12/3	@ EDM	1-2				OTL	13-7-5-1	32	1st/3rd	11	Fernandez	15,527
27	12/5	@ CGY	1-1			T		13-7-6-1	33	1st/2nd	15	Rolason	14,118
28	12/7	@ VAN	4-2	W				14-7-6-1	35	2nd/4th	17p,10,10,10	Rolason	18,422
29	12/10	TB	5-3	W				15-7-6-1	37	2nd/4th	96p,18,37,10,2s	Fernandez	*18,064
30	12/12	@ DET	3-2	W				16-7-6-1	39	1st/2nd	37,18,25	Rolason	20,058
31	12/14	@ NSH	1-3		L			16-8-6-1	39	2nd/4th	15p	Fernandez	14,224
32	12/15	CAR	2-1		L			17-8-6-1	41	2nd/4th	7,17p	Rolason	*18,568
33	12/17	EDM	4-3	W				18-8-6-1	43	2nd/3rd	27,10,18,18	Fernandez	*18,568
34	12/19	NYI	2-4		L			18-9-6-1	43	2nd/4th	33,7	Rolason	*18,568
35	12/21	@ COL	2-4		L			18-10-6-1	43	2nd/4th	10,34p	Fernandez	18,007
36	12/23	CGY	2-3		L			18-11-6-1	43	2nd/5th	18s,10	Rolason	*18,568
37	12/26	@ CHI	4-2			T		18-11-7-1	44	2nd/4th	37,19	Rolason	18,863
38	12/28	@ BUF	4-3	W				19-11-7-1	46	2nd/4th	10,17p,34,24	Fernandez	12,006
39	12/31	ANA	4-1	W				20-11-7-1	48	2nd/4th	28,55,12,24	Rolason	*18,568
40	1/2	@ EDM	2-1	W				21-11-7-1	50	2nd/5th	20,34	Fernandez	16,839
41	1/4	@ CGY	2-3		L			21-12-7-1	50	2nd/5th	20p,15	Rolason	15,974
42	1/6	LA	2-3		L			21-13-7-1	50	2nd/5th	33p,11	Fernandez/ROLOSON	*18,568
43	1/8	CBJ	1-2		L			21-14-7-1	50	2nd/6th	96	Rolason	*18,568
44	1/10	ARI	2-1	W				22-14-7-1	52	2nd/5th	20p,7p	Rolason	*18,568
45	1/14	BUF	0-1		L			22-15-7-1	52	2nd/5th		Rolason	*18,568
46	1/16	VAN	5-2	W				23-15-7-1	54	2nd/5th	18,11p,28,11,10	Rolason	*18,568
47	1/18	ANA	0-1		L			23-16-7-1	54	2nd/5th		Rolason	*18,568
48	1/20	@ ANA	2-1	W				24-16-7-1	56	2nd/5th	55,24	Rolason	13,331
49	1/23	@ LA	2-1	W				25-16-7-1	58	2nd/5th	96p,10	Rolason	16,480
50	1/25	@ SJ	1-4		L			25-17-7-1	58	2nd/5th	10	Rolason	17,496
51	1/28	@ VAN	2-2			T		25-17-8-1	59	2nd/5th	55,33	Rolason	18,422
52	1/29	@ EDM	1-5		L			25-18-8-1	59	2nd/5th	34	Kochan	16,469
53	2/5	CHI	2-1	W				26-18-8-1	61	3rd/6th	17p,37	Rolason	*18,568
54	2/7	SJ	4-3	W				27-18-8-1	63	3rd/6th	18,11,7p,24s	Rolason	*18,568
55	2/9	@ NJ	2-3		L			27-19-8-1	63	2nd/5th	96p,11	Rolason	16,744
56	2/10	@ PHI	1-0	W				28-19-8-1	65	3rd/6th	11	Fernandez	19,143
57	2/12	PHI	2-0	W				29-19-8-1	67	3rd/6th	7p,37	Rolason	*18,568
58	2/14	ARI	2-3		L			29-20-8-1	67	3rd/6th	18,7	Fernandez	*18,568
59	2/15	@ COL	2-3		L			29-21-8-1	67	3rd/7th	34,11	Fernandez	18,007
60	2/19	NYR	2-4		L			29-22-8-1	67	3rd/7th	15p,33p	Rolason	*18,568
61	2/23	STL	3-1	W				30-22-8-1	69	3rd/6th	37,37,17s	Fernandez	*18,568
62	2/25	@ OTT	3-0	W				31-22-8-1	71	3rd/7th	18,77p,10	Rolason	17,371
63	2/27	@ MTL	6-3	W				32-22-8-1	73	3rd/6th	18,37,33p,10,7,7	Fernandez	21,273
64	3/1	@ STL	0-2		L			32-23-8-1	73	3rd/6th		Rolason	19,645
65	3/4	NJ	3-2	W				33-23-8-1	75	3rd/6th	15,20,2	Fernandez	*18,568
66	3/6	@ NSH	2-2			T		33-23-9-1	76	3rd/6th	33,11p	Fernandez	13,540
67	3/7	@ CAR	0-1		L			33-24-9-1	76	3rd/6th		Rolason	13,224
68	3/9	@ ATL	6-4	W				34-24-9-1	78	3rd/7th	34p,33,33,17,11,28	Rolason/FERNANDEZ	15,484
69	3/12	DAL	4-2	W				35-24-9-1	80	3rd/6th	14,17s,15p,24	Fernandez	*18,568
70	3/14	NSH	3-1	W				36-24-9-1	82	3rd/6th	96,34p,7	Rolason	*18,568
71	3/15	@ CBJ	0-5		L			36-25-9-1	82	3rd/6th		FERNANDEZ/Rolason	18,136
72	3/17	@ TB	3-3			T		36-25-10-1	83	3rd/7th	12,10,15p	Rolason	18,196
73	3/19	@ FLA	3-1	W				37-25-10-1	85	3rd/6th	24,33,11p	Rolason	15,344
74	3/21	@ DAL	3-2	W				38-25-10-1	87	3rd/7th	28,11p,37	Fernandez	18,532
75	3/23	DET	4-0	W				39-25-10-1	89	3rd/7th	12,33,24,28p	Rolason	*18,568
76	3/25	@ DET	0-4		L			39-26-10-1	89	3rd/7th		Rolason	20,058
77	3/26	STL	0-1	L				39-27-10-1	89	3rd/6th		Fernandez	*18,568
78	3/28	CHI	4-3	W				40-27-10-1	91	3rd/7th	33,23,7,18	Rolason	*18,568
79	3/31	CGY	3-0	W				41-27-10-1	93	3rd/6th	7p,96p,24p	Fernandez	*18,568
80	4/2	@ CBJ	0-3	L				41-28-10-1	93	3rd/7th		Rolason	*18,568
81	4/3	@ TOR	1-2	L				41-29-10-1	93	3rd/7th	11p	Fernandez	*18,568
82	4/6	CBJ	4-3	W				42-29-10-1	95	3rd/6th	17,15,7p,10	Rolason	*18,568



2001-02 MINNESOTA WILD



#	POS	PLAYER	GP	TOI/G	G	A	PTS	+/-	PIM	PP	SH	GW	GTG	SOG	SH%
15	LW	ANDREW BRUNETTE	81	16:02	21	48	69	-4	18	10	0	2	1	106	19.8
10	LW	MARIAN GABORIK	78	16:47	30	37	67	0	34	10	0	4	1	221	13.6
34	C	JIM DOWD	82	15:34	13	30	43	-14	54	5	0	1	0	111	11.7
33	RW	SERGEI ZHOLTOK	73	16:04	19	20	39	-10	28	1	0	2	1	146	13.0
24	LW	ANTTI LAAKSONEN	82	16:20	16	17	33	-5	22	0	0	1	0	104	15.4
37	C	WES WALZ	64	16:42	10	20	30	0	43	0	2	5	0	97	10.3
11	LW	PASCAL DUPUIS*	76	15:08	15	12	27	-10	16	3	2	0	0	154	9.7
18	C	RICHARD PARK	63	16:28	10	15	25	-1	10	2	1	2	0	115	8.7
14	C	DARBY HENDRICKSON	68	16:43	9	15	24	-22	50	2	2	1	0	79	11.4
17	D	FILIP KUBA	62	25:30	5	19	24	-6	32	3	0	1	0	101	5.0
77	D	LUBOMIR SEKERAS	69	22:37	4	20	24	-7	38	4	0	1	0	82	4.9
22	RW	STACY ROEST	58	15:50	10	11	21	-3	8	1	4	2	1	98	10.2
44	C	AARON GAVEY	71	11:55	6	11	17	-21	38	1	0	0	0	75	8.0
2	D	WILLIE MITCHELL	68	21:25	3	10	13	-16	68	0	0	1	0	67	4.5
23	D	JASON MARSHALL	80	16:18	5	6	11	-8	148	1	0	0	0	73	6.8
55	D	NICK SCHULTZ*	52	16:08	4	6	10	0	14	1	0	1	0	47	8.5
3	D	LADISLAV BENYSEK	74	19:09	1	7	8	-12	28	0	0	0	0	44	2.3
9	LW	HNAT DOMENICHELLI	27	12:40	1	5	6	-5	10	0	0	0	0	57	1.8
25	D	ANDY SUTTON	19	10:57	2	4	6	-4	35	1	0	0	0	21	9.5
18	C	SEBASTIEN BORDELEAU	14	13:35	1	4	5	-1	8	0	0	0	0	25	4.0
26	RW	TONY VIRTÄ	8	13:23	2	3	5	0	0	0	0	0	0	15	13.3
12	LW	MATT JOHNSON	60	7:23	4	0	4	-13	183	0	0	1	0	23	0.0
4	D	BRAD BROWN	51	15:54	0	4	4	-11	123	0	0	0	0	23	17.4
5	D	BRAD BOMBARDIR	28	20:33	1	2	3	-6	14	1	0	0	0	24	4.2
31	C	ROMAN SIMICEK	6	13:16	2	0	2	1	8	0	0	0	0	28	0.0
23	RW	SERGEI KRIVOKRASOV	9	12:13	1	1	2	-1	17	0	0	1	0	13	7.7
36	LW	SYLVAIN BLOUIN	43	9:51	0	2	2	-11	130	0	0	0	0	4	50.0
6	D	MIKE MATTEUCCI	3	10:06	0	0	0	0	1	2	0	0	0	0	0.0
39	D	TRAVIS ROCHE*	4	12:30	0	0	0	-1	2	0	0	0	0	0	0.0
19	D	DAVID CULLEN*	17	14:02	0	0	0	-8	6	0	0	0	0	1	0.0

#	GOALTENDER	GP	W	L	T	SA	GA	GAA	SV	SV%	SO	A	PIM	MIN
30	DWAYNE ROLOSON	45	14	20	7	1,132	112	2.68	1,020	.901	5	0	8	2,506
35	MANNY FERNANDEZ	44	12	24	5	1,157	125	.892	1,032	.892	1	0	4	2,463
31	DEREK GUSTAFSON	1	0	0	0	7	0	0.00	7	1.000	0	0	0	26

* Rookie

2001-02 GAME-BY-GAME



GAME	DATE	OPPONENT	RESULT	W	L	T	OTL	RECORD	PTS	DIVISION/ CONF. RANK	WILD GOALS (BY #)	WILD GOALTENDERS	ATT.
1	10/6	@ SJ	0-0				T	0-0-1-0	1	4th/1-11th		Rolason	16,774
2	10/7	@ LA	4-3	W				1-0-1-0	3	2nd/3rd	15, 22, 71, 2	Fernandez	16,354
3	10/10	BOS	2-1	W				2-0-1-0	5	2nd/2nd	22, 22	Fernandez	*18,568
4	10/12	CHI	6-4	W				3-0-1-0	7	1-1st/1-1st	42, 34, 22, 17, 15, 42	Rolason	*18,568
5	10/14	EDM	3-3				T	3-0-2-0	8	3rd/1-3rd	77, 22, 10	Fernandez	*18,568
6	10/16	SJ	3-3				T	3-0-3-0	9	1-1st/1-2nd	10, 34, 24	Rolason	*18,568
7	10/19	STL	3-2				OTL	3-0-3-1	10	3rd/4th	33, 44	Fernandez	*18,568
8	10/24	CAR	3-7	L				3-1-3-1	10	1-3rd/1-5th	34, 15, 10	FERNANDEZ/Rolason	*18,568
9	10/27	@ CGY	2-4				L	3-2-3-1	10	4th/10th	10, 12	Rolason	14,088
10	10/30	@ NSH	4-2	W				4-2-3-1	12	4th/1-7th	14, 15, 25, 14	Rolason	12,522
11	10/31	NSH	4-6	L				4-3-3-1	12	4th/10th	31, 37, 34, 10	Fernandez	*18,568
12	11/2	COL	4-2	W				5-3-3-1	14	1-3rd/1-8th	15, 24, 34, 31	Rolason	*19,014
13	11/4	EDM	0-2	L				5-4-3-1	14	1-3rd/9th		Rolason	*18,568
14	11/6	@ NYR	1-3	L				5-5-3-1	14	4th/10th	11	Fernandez	17,454
15	11/8	@ BOS	5-3	W				6-5-3-1	16	3rd/1-7th	34, 17, 15, 33, 15	Rolason	12,235
16	11/11	VAN	0-5				L	6-6-3-1	16	3rd/9th		FERNANDEZ/Rolason	*18,568
17	11/13	ATL	4-2	W				7-6-3-1	18	3rd/1-7th	10, 10, 10, 11	Rolason	*18,568
18	11/14	@ COL	0-1				L	7-7-3-1	18	3rd/1-7th		Rolason	18,007
19	11/16	@ DET	3-8	L				7-8-3-1	18	5th/11th	18, 44, 15	ROLOSON/Fernandez	20,058
20	11/18	LA	2-2				T	7-8-4-1	19	5th/11th	33, 10	Rolason	*18,568
21	11/20	@ ARI	1-2				OTL	7-8-4-2	20	1-4th/1-10th	10	Rolason	10,480
22	11/21	@ SJ	2-0	W				8-8-4-2	22	1-3rd/1-7th	14, 34	Fernandez	17,496
23	11/23	ARI	5-2	W				9-8-4-2	24	3rd/1-6th	34, 11, 37, 10, 10	Rolason	*18,568
24	11/25	DAL	3-4				L	9-9-4-2	24	1-4th/1-7th	34, 77, 11	Rolason	*19,042
25	11/27	VAN	2-1	W				10-9-4-2	26	3rd/1-6th	33, 11	Fernandez	*18,568
26	11/29	FLA	6-0	W				11-9-4-2	28	3rd/1-6th	55, 11, 33, 24, 10, 44	Rolason	*18,568
27	12/2	STL	4-4				T	11-9-5-2	29	3rd/8th	3, 14, 11, 15	Rolason	*18,568
28	12/5	@ CHI	2-4				L	11-10-5-2	29	4th/10th	77, 2	Fernandez	11,085
29	12/8	@ PHI	1-5	L				11-11-5-2	29	4th/10th	37	ROLOSON/Fernandez	19,548
30	12/10	@ MTL	0-4				L	11-12-5-2	29	4th/10th		Fernandez	17,727
31	12/14	@ PIT	5-2	W				12-12-5-2	31	4th/10th	33, 33, 10, 11, 37	Fernandez	13,378
32	12/16	COL	2-3				OTL	12-12-5-3	32	1-4th/1-9th	34, 14	Rolason	*18,568
33	12/18	ANA	1-5				L	12-13-5-3	32	1-4th/1-11th	15	Fernandez	*18,568
34	12/22	@ VAN	2-1	W				13-13-5-3	34	4th/11th	33, 37	Fernandez	16,337
35	12/23	@ COL	3-6				L	13-14-5-3	34	4th/11th	34, 15, 44	Rolason	18,007
36	12/26	DET	3-3				T	13-14-6-3	35	4th/11th	23, 18, 2	Fernandez	*18,568
37	12/28	@ EDM	2-3				L	13-15-6-3	35	4th/11th	44, 15	Rolason	16,839
38	12/29	@ CGY	3-4				L	13-16-6-3	35	5th/12th	23, 11, 12	Fernandez	16,730
39	12/31	@ DET	2-4				L	13-17-6-3	35	5th/12th	14, 10	Fernandez	20,058
40	1/2	TB	2-0	W				14-17-6-3	37	4th/11th	10, 14	Rolason	*18,568
41	1/4	NSH	2-1	W				15-17-6-3	39	4th/1-10th	15, 77	Fernandez	*18,568
42	1/6	BUF	1-4				L	15-18-6-3	39	5th/12th	24	Rolason	*18,568
43	1/8	MTL	4-2	W				16-18-6-3	41	4th/11th	24, 37, 37, 33	Fernandez	*18,568
44	1/10	@ NSH	2-2				T	16-18-7-3	42	4th/11th	33, 33	Rolason	12,734
45	1/11	ANA	2-2				T	16-18-8-3	43	4th/11th	17, 24	Fernandez	*18,568
46	1/13	DAL	1-3				L	16-19-8-3	43	1-4th/1-11th	24	Fernandez	*18,568
47	1/15	@ CAR	0-2	L				16-20-8-3	43	5th/12th		Rolason	10,712
48	1/18	@ CBJ	3-1	W				17-20-8-3	45	1-4th/1-11th	17, 17, 10	Fernandez	18,136
49	1/19	@ OTT	1-4				L	17-21-8-3	45	5th/12th	37	Fernandez	17,398
50	1/23	@ ANA	2-3				OTL	17-21-8-4	46	5th/12th	18, 10	Rolason	9,511
51	1/24	@ LA	1-4				L	17-22-8-4	46	5th/13th	55	Fernandez	15,917
52	1/26	NYI	2-2				T	17-22-9-4	47	5th/1-12th	14, 22	Rolason	*18,568
53	1/28	CGY	2-3				OTL	17-22-9-5	48	5th/12th	33, 15	Fernandez	*18,568
54	1/30	LA	0-2				L	17-23-9-5	48	5th/13th		Rolason	*18,568
55	2/5	@ TOR	1-3				L	17-24-9-5	48	5th/13th	11	Fernandez	19,217
56	2/6	@ WSH	1-2				L	17-25-9-5	48	5th/14th	18	Rolason	16,224
57	2/8	COL	0-6	L				17-26-9-5	48	5th/14th		FERNANDEZ/Rolason	*18,568
58	2/10	NYI	4-3	W				18-26-9-5	50	5th/13th	11, 18, 33, 33	Rolason	*18,568
59	2/12	@ CBJ	3-3				T	18-26-10-5	51	5th/13th	33, 23, 33	Fernandez	18,136
60	2/13	DET	0-2				L	18-27-10-5	51	5th/1-13th		Rolason	*18,568
61	2/27	@ ANA	5-3	W				19-27-10-5	53	5th/13th	23, 55, 5, 12, 24	Rolason	10,022
62	3/2	@ VAN	3-6				L	19-28-10-5	53	5th/13th	12, 22, 34	FERNANDEZ/Rolason	18,422
63	3/5	NYR	2-3				OTL	19-28-10-6	54	5th/13th	10, 24	Rolason	*18,568
64	3/7	@ STL	3-0	W				20-28-10-6	56	5th/13th	24, 10, 10	Rolason	18,792
65	3/8	@ DAL	5-3	W				21-28-10-6	58	5th/13th	10, 14, 15, 22, 11	Fernandez	18,532
66	3/10	CBJ	5-0	W				22-28-10-6	60	5th/13th	10, 10, 11, 10, 33	Rolason	*18,568
67	3/12	OTT	3-4				OTL	22-28-10-7	61	5th/1-12th	18, 15, 11	Fernandez	*18,568
68	3/17	ARI	2-2				T	22-28-11-7	62	5th/12th	10, 10	Fernandez	*18,568
69	3/18	CGY	4-2	W				23-28-11-7	64	5th/12th	22, 18, 18, 24	Rolason	*18,568
70	3/20	CBJ	1-3	L				23-29-11-7	64	5th/12th	15	Fernandez	*18,568
71	3/23	@ NYI	1-2				L	23-30-11-7	64	5th/12th	15	Fernandez	16,234
72	3/26	@ STL	2-1	W				24-30-11-7	66	5th/12th	24, 37	Fernandez	16,469
73	3/27	@ ATL	4-2	W				25-30-11-7	68	5th/12th	10, 22, 15, 24	Rolason	13,039
74	3/29	CHI	1-3	L				25-31-11-7	68	5th/12th	10	Fernandez	*19,004
75	3/31	@ CHI	1-2				L	25-32-11-7	68	5th/12th	23	Fernandez	14,835
76	4/2	@ EDM	1-2				OTL	25-32-11-8	69	5th/12th	18	Fernandez	16,839
77	4/4	@ CGY	3-4				L	25-33-11-8	69	5th/12th	26, 33, 9	Fernandez	13,831
78	4/5	@ VAN	4-5				OTL	25-33-11-9	70	5th/12th	55, 26, 44, 24	Rolason	18,160
79	4/8	SJ	3-1	W				26-33-11-9	72	5th/12th	11, 18, 33	Fernandez	*18,568
80	4/10	@ DAL	4-4				OTL	26-33-12-9	73	5th/12th	10, 24, 34, 15	Fernandez/ROLOSON	18,532
81	4/12	@ ARI	1-7				L	26-34-12-9	73	5th/12th	11	ROLOSON/Gustafson	16,210
82	4/14	EDM	2-4	L				26-35-12-9	73	5th/12th	15, 24	Rolason	*18,568



2000-01 MINNESOTA WILD



#	POS	PLAYER	GP	TOI/G	G	A	PTS	+/-	PIM	PP	SH	GW	GTG	SOG	SH%
18	C	SCOTT PELLERIN	58	18:40	11	28	39	6	45	2	2	2	0	117	9.4
10	LW	MARIAN GABORIK*	71	15:26	18	18	36	-6	32	6	0	3	0	179	10.1
77	D	LUBOMIR SEKERAS	80	21:13	11	23	34	-8	52	4	0	2	0	102	10.8
37	C	WES WALZ	82	16:45	18	12	30	-8	37	0	7	3	0	152	11.8
17	D	FILIP KUBA*	75	24:16	9	21	30	-6	28	4	0	4	1	141	6.4
14	C	DARBY HENDRICKSON	72	15:50	18	11	29	1	36	3	1	1	1	114	15.8
34	C	JIM DOWD	68	17:50	7	22	29	-6	80	0	0	0	1	92	7.6
24	LW	ANTTI LAAKSONEN	82	16:27	12	16	28	-7	24	0	2	1	0	129	9.3
22	C	STACY ROEST	76	14:01	7	20	27	3	20	1	0	1	0	125	5.6
44	C	AARON GRAVEY	75	14:00	10	14	24	-8	52	1	0	2	0	100	10.0
25	RW	SERGEI KRIVOKRASOV	54	13:05	7	15	22	-1	20	2	0	1	0	107	6.5
21	D	SEAN O'DONNELL	63	23:00	4	12	16	-2	128	1	0	1	0	58	6.9
5	D	BRAD BOMBARDIR	70	20:50	0	15	15	-6	42	0	0	0	0	81	0.0
21	LW	CAM STEWART	54	13:12	4	9	13	-3	18	0	1	0	1	61	6.6
20	RW	MAXIM SUSHINSKY	30	14:01	7	4	11	-7	29	3	0	0	0	62	11.3
19	RW	JEFF NIELSEN	59	13:33	3	8	11	-16	4	1	0	1	0	82	3.7
2	D	WILLIE MITCHELL*	17	20:49	1	7	8	4	11	0	0	0	0	16	6.3
42	D	ANDY SUTTON	69	12:55	3	4	7	-11	131	2	0	0	0	64	4.7
3	D	LADISLAV BENYSEK*	71	18:25	2	5	7	-11	38	1	0	0	0	48	4.2
45	LW	PETER BARTOS	13	13:55	4	2	6	2	6	1	0	1	0	18	22.2
16	C	ROMAN SIMICEK	28	12:44	2	4	6	-4	21	0	0	0	0	14	14.3
36	LW	SYLVAIN BLOUIN	41	9:54	3	2	5	-5	117	0	0	0	0	37	8.1
7	D	CURTIS LESCHYSHYN	54	19:31	2	3	5	-2	19	1	0	1	0	43	4.7
23	LW	PAVEL PATERA	20	14:27	1	3	4	-8	4	0	0	0	0	14	7.1
12	LW	MATT JOHNSON	50	7:43	1	1	2	-6	137	0	0	0	0	21	4.8
23	LW	STEVE MCKENNA	20	7:59	1	1	2	0	19	0	0	0	0	12	8.3
11	LW	KAI NURMINEN	2	15:34	1	0	1	-1	2	0	0	0	0	1	100.0
11	LW	PASCAL DUPUIS*	4	15:36	1	0	1	0	4	1	0	0	0	8	12.5
15	D	J.J. DAIGNEAULT	1	11:38	0	0	0	-1	2	0	0	0	0	0	0.0
6	D	TRAVIS ROCHE*	1	15:22	0	0	0	0	0	0	0	0	0	0	0.0
40	D	CHRIS ARMSTRONG*	3	18:06	0	0	0	-3	0	0	0	0	0	4	0.0
26	RW	CHRISTIAN MATTE*	3	13:21	0	0	0	0	2	0	0	0	0	8	0.0
28	D	MIKE MATTEUCCI	3	11:29	0	0	0	-2	2	0	0	0	0	3	0.0
32	C	BRIAN BONIN	7	9:46	0	0	0	-3	0	0	0	0	0	7	0.0

#	GOALTENDER	GP	W	L	T	SA	GA	GAA	SV	SV%	SO	A	PIM	MIN
35	MANNY FERNANDEZ	42	19	17	4	1,147	92	2.24	1,055	.920	4	1	6	2,461
29	JAMIE MCLENNAN	38	5	23	9	1,032	98	2.64	934	.905	2	1	4	2,230
30	DEREK GUSTAFSON	4	1	3	0	97	10	2.51	87	.897	0	0	0	239
31	ZAC BIERK	1	0	1	0	27	6	6.00	21	.778	0	0	2	60

* Rookie

2000-01 GAME-BY-GAME



GAME	DATE	OPPONENT	RESULT	W	L	T	OTL	RECORD	PTS	DIVISION/ CONF. RANK	WILD GOALS (BY #)	WILD GOALTENDERS	ATT.
1	10/6	@ ANA	1-3	L				0-1-0-0	0	0/0	10	McLennan	16,520
2	10/7	@ ARI	1-4	L				0-2-0-0	0	5th/14th	34	Fernandez	13,089
3	10/11	PHI	3-3			T		0-2-1-0	1	5th/14th	14, 10, 37	Fernandez	*18,827
4	10/13	@ STL	0-2	L				0-3-1-0	1	4th/14th		McLennan	19,576
5	10/15	EDM	3-5	L				0-4-1-0	1	5th/15th	77, 20, 20	McLennan	*18,064
6	10/18	TB	6-5	W				1-4-1-0	3	5th/15th	20, 21, 20, 33, 10, 10	McLennan	*18,064
7	10/20	SJ	1-3	L				1-5-1-0	3	5th/14th	12	McLennan	*18,064
8	10/22	FLA	0-0			T		1-5-2-0	4	5th/14th		McLennan	*18,064
9	10/24	@ MTL	2-2			T		1-5-3-0	5	5th/14th	37, 24	McLennan	19,011
10	10/25	@ TOR	1-6	L				1-6-3-0	5	5th/14th	37	MCLENNAN/Fernandez	19,114
11	10/27	CGY	3-1	W				2-6-3-0	7	5th/14th	14, 17, 44	Fernandez	*18,064
12	10/29	CHI	2-3	L				2-7-3-0	7	5th/13th	10, 33	Fernandez	*18,064
13	11/3	@ EDM	0-3	L				2-8-3-0	7	4th/13th		McLennan	12,811
14	11/5	@ CGY	3-2	W				3-8-3-0	9	4th/13th	37, 37, 24	Fernandez	15,330
15	11/7	@ COL	0-2	L				3-9-3-0	9	4th/13th		McLennan	18,007
16	11/8	CGY	0-1	L				3-10-3-0	9	5th/14th		Fernandez	*18,064
17	11/10	@ CHI	5-2	W				4-10-3-0	11	5th/15th	21, 17, 10, 22, 24	Fernandez	15,348
18	11/12	EDM	4-5				OTL	4-10-3-1	12	5th/15th	77, 77, 16, 22	Fernandez	*18,064
19	11/15	NYR	2-3	L				4-11-3-1	12	5th/15th	11, 77	Fernandez	*18,568
20	11/17	@ BUF	1-3	L				4-12-3-1	12	5th/15th	45	McLennan	16,590
21	11/18	@ BOS	6-1	W				5-12-3-1	14	5th/15th	20, 77, 77, 20, 14, 45	Fernandez	14,465
22	11/22	CGY	1-1			T		5-12-4-1	15	5th/15th	19	McLennan	*18,064
23	11/24	CHI	2-0	W				6-12-4-1	17	5th/15th	45, 20	Fernandez	*18,568
24	11/26	VAN	4-2	W				7-12-4-1	19	5th/14th	24, 24, 37, 24	Fernandez	*18,064
25	11/28	@ SJ	1-4	L				7-13-4-1	19	4th/13th	3	McLennan	17,247
26	11/30	@ ARI	0-2	L				7-14-4-1	19	5th/14th		Fernandez	12,447
27	12/2	@ LA	2-3	L				7-15-4-1	19	5th/14th	34, 25	Fernandez	16,270
28	12/7	@ CHI	4-2	W				8-15-4-1	21	5th/14th	24, 44, 17, 37	Fernandez	12,644
29	12/8	ANA	0-1	L			OTL	8-15-4-2	22	5th/14th		McLennan	*18,064
30	12/10	NSH	1-2	L				8-16-4-2	22	5th/14th	14	McLennan	*18,064
31	12/13	CAR	1-1			T		8-16-5-2	23	5th/14th	33	Fernandez	*18,064
32	12/14	@ WSH	1-2	L				8-17-5-2	23	5th/14th	44	McLennan	11,392
33	12/17	DAL	6-0	W				9-17-5-2	25	5th/14th	19, 10, 45, 14, 77, 14	Fernandez	*18,834
34	12/20	OTT	2-2			T		9-17-6-2	26	5th/14th	14, 14	McLennan	*18,064
35	12/22	LA	4-3	W				10-17-6-2	29	5th/14th	37, 25, 34, 22	Fernandez	*18,564
36	12/27	@ DET	5-3	W				11-17-6-2	30	5th/14th	10, 33, 33, 27, 24	Fernandez	19,995
37	12/29	ARI	2-2			T		11-17-7-2	31	5th/14th	42, 34	McLennan	*18,568
38	12/31	ANA	3-2	W				12-17-7-2	33	5th/14th	33, 44, 77	Fernandez	*18,064
39	1/3	ATL	1-1			T		12-17-8-2	34	5th/14th	4	McLennan	*18,064
40	1/5	DET	3-2	W				13-17-8-2	36	5th/14th	19, 17, 17	Fernandez	*18,568
41	1/6	@ STL	1-5	L				13-18-8-2	36	5th/13th	42	MCLENNAN/Fernandez	19,913
42	1/10	WSH	3-0	W				14-18-8-2	38	5th/13th	44, 33, 22	Fernandez	*18,064
43	1/12	COL	0-5	L				14-19-8-2	38	5th/13th		Fernandez	*18,815
44	1/14	@ NYR	2-4	L				14-20-8-2	38	5th/13th	25, 44	Fernandez	18,200
45	1/15	@ CBJ	0-3	L				14-21-8-2	38	5th/13th		Fernandez	17,154
46	1/17	CBJ	3-2	W				15-21-8-2	40	5th/13th	10, 17, 27	Fernandez	*18,064
47	1/19	NYI	3-2	W				16-21-8-2	42	5th/13th	14, 24, 37	McLennan	*18,568
48	1/21	NJ	2-4	L				16-22-8-2	42	5th/13th	27, 3	Fernandez	*18,568
49	1/24	@ ANA	5-0	W				17-22-8-2	44	5th/13th	25, 16, 37, 33, 16	Fernandez	11,692
50	1/27	@ LA	4-1	W				18-22-8-2	46	5th/13th	42, 37, 10, 10	Fernandez	18,118
51	1/30	@ VAN	2-3				OTL	18-22-8-3	47	5th/13th	10, 44	McLennan	13,948
52	2/6	@ TB	4-2	W				19-22-8-3	49	5th/13th	14, 10, 33, 25	McLennan	11,122
53	2/7	@ FLA	1-2	L				19-23-8-3	49	5th/12th	14	Fernandez	12,422
54	2/9	@ DAL	2-1	W				20-23-8-3	51	5th/13th	34, 10	Fernandez	17,001
55	2/11	PIT	4-2	W				21-23-8-3	53	5th/13th	34, 22, 4, 37	McLennan	*18,568
56	2/14	@ PIT	1-2	L				21-24-8-3	53	5th/12th	37	Fernandez	16,997
57	2/16	LA	0-4	L				21-25-8-3	53	5th/12th		McLennan	*18,568
58	2/18	SJ	3-1	W				22-25-8-3	55	5th/13th	24+, 33, 36	Fernandez	*18,568
59	2/21	@ DAL	2-6	L				22-26-8-3	55	5th/13th	77, 36	Fernandez	17,001
60	2/23	@ COL	1-4	L				22-27-8-3	55	5th/13th	36	McLennan	18,007
61	2/24	@ NSH	1-2	L				22-28-8-3	55	5th/13th	27	Fernandez	17,113
62	2/26	VAN	2-5	L				22-29-8-3	55	5th/13th	14, 33	McLennan	*18,064
63	3/1	@ CGY	1-1			T		22-29-9-3	56	5th/13th	10	Fernandez	16,266
64	3/2	@ EDM	1-3	L				22-30-9-3	56	5th/13th	24	McLennan	16,280
65	3/4	@ VAN	4-3	W				23-30-9-3	58	5th/13th	44, 25, 10, 44	Fernandez	18,014
66	3/6	STL	3-3			T		23-30-10-3	59	5th/13th	37, 10, 21	Fernandez	*18,568
67	3/8	@ NYJ	2-6	L				23-31-10-3	59	5th/13th	44, 17	Bierk	15,171
68	3/9	@ NYI	4-1	W				24-31-10-3	61	5th/13th	34, 17, 21, 22	Gustafson	10,463
69	3/11	DET	2-3				OTL	24-31-10-4	62	5th/13th	14, 25	Fernandez	*18,568
70	3/14	STL	0-1				OTL	24-31-10-5	63	5th/13th		McLennan	*18,064
71	3/15	@ PHI	0-3	L				24-32-10-5	63	5th/13th		FERNANDEZ/McLennan	19,566
72	3/18	@ COL	3-4	L				24-33-10-5	63	5th/13th	10, 77, 14	McLennan	18,007
73	3/19	DAL	1-4	L				24-34-10-5	63	5th/13th	24	McLennan	*18,568
74	3/21	NSH	0-0			T		24-34-11-5	64	5th/13th		McLennan	*18,064
75	3/22	@ DET	2-4	L				24-35-11-5	64	5th/13th	77, 14	Gustafson	19,995
76	3/25	VAN	2-2			T		24-35-12-5	65	5th/14th	2, 17	McLennan	*18,568
77	3/28	ARI	0-2	L				24-36-12-5	65	5th/14th		Gustafson	*18,568
78	3/31	@ NSH	1-4	L				24-37-12-5	65	5th/14th	37	McLennan	17,113
79	4/2	@ SJ	2-4	L				24-38-12-5	65	5th/14th	37, 11	McLennan	17,359
80	4/4	@ EDM	2-2			T		24-38-13-5	66	5th/15th	22, 23	McLennan	17,100
81	4/6	CBJ	3-2	W				25-38-13-5	68	5th/15th	17, 37, 14	McLennan	*18,568
82	4/8	COL	2-4	L				25-39-13-5	68	5th/14th	37, 14	Gustafson	*18,568



DRAFT HISTORY

2020 NHL ENTRY DRAFT

RD	PICK	POS	PLAYER	HT	WT	BORN	CLUB (LEAGUE)
1	9	C	Marco Rossi	5-9	183	9/23/01	Ottawa (OHL)
2	37	C	Marat Khusnutdinov	5-11	176	7/17/02	SKA St. Petersburg (Russia-Jr.)
2	39	D	Ryan O'Rourke	6-0	178	5/16/02	Sault Ste. Marie (OHL)
3	65	D	Daemon Hunt	6-0	198	5/15/02	Moose Jaw (WHL)
5	146	C	Pavel Novak	5-9	170	4/16/02	Kelowna (WHL)

2019 NHL ENTRY DRAFT

RD	PICK	POS	PLAYER	HT	WT	BORN	CLUB (LEAGUE)
1	12	LW	Matthew Boldy	6-2	196	4/5/01	USNTDP
2	42	LW	Vladislav Firstov	6-1	181	6/19/01	Waterloo (USHL)
2	59	G	Hunter Jones	6-4	202	9/21/00	Peterborough (OHL)
3	75	LW	Adam Beckman	6-1	168	5/10/01	Spokane (WHL)
5	149	C	Matvey Guskov	6-2	182	1/30/01	London (OHL)
6	166	D	Marshall Warren	5-11	170	4/20/01	USNTDP
6	172	C	Nikita Nesterenko	6-0	157	9/10/01	Lawrenceville (High-NJ)
7	197	G	Filip Lindberg	6-0	180	1/31/99	Univ. of Massachusetts (H-East)

2018 NHL ENTRY DRAFT

RD	PICK	POS	PLAYER	HT	WT	BORN	CLUB (LEAGUE)
1	24	D	Filip Johansson	6-1	176	3/23/00	Leksand (Swe. Jr.)
3	63	C	Jack McBain	6-3	201	1/6/00	Toronto (OJHL)
3	86	C	Alexander Khovanov	5-10	198	4/12/00	Moncton (QMJHL)
3	92	C	Connor Dewar	5-10	177	6/26/99	Everett (WHL)
5	148	D	Simon Johansson	6-2	170	6/14/99	Djurgardens (Swe. Jr.)
5	155	C	Damien Giroux	5-9	177	3/3/00	Saginaw (OHL)
6	179	RW	Shawn Boudrias	6-4	197	9/14/99	Gatineau (QMJHL)
7	210	C	Sam Hentges	6-0	175	7/26/99	Des Moines/Tri-City (USHL)

2017 NHL ENTRY DRAFT

RD	PICK	POS	PLAYER	HT	WT	BORN	CLUB (LEAGUE)
3	85	RW	Ivan Lodnia	5-10	176	8/31/99	Erie (OHL)
4	97	C	Mason Shaw	5-8	173	11/3/98	Medicine Hat (WHL)
4	116	C	Bryce Misley	6-1	185	9/5/99	Oakville (OJHL)
5	147	D	Jacob Golden	5-11	163	3/20/99	London (OHL)
6	178	C	Andrei Svetlakov	6-0	202	4/6/96	CSKA Moscow (KHL)
7	209	RW	Nick Swaney	5-10	175	9/9/97	Waterloo (USHL)

2016 NHL ENTRY DRAFT

RD	PICK	POS	PLAYER	HT	WT	BORN	CLUB (LEAGUE)
1	15	C	Luke Kunin	6-0	191	12/4/97	Univ. of Wisconsin (Big Ten)
4	106	LW	Brandon Duhaime	6-1	200	5/22/97	Chicago/Tri-City (USHL)
7	196	F	Dmitry Sokolov	5-11	221	4/14/98	Sudbury (OHL)
7	204	D	Braydyn Chizen	6-9	195	5/9/98	Kelowna (WHL)

2015 NHL ENTRY DRAFT

RD	PICK	POS	PLAYER	HT	WT	BORN	CLUB (LEAGUE)
1	20	C	Joel Eriksson Ek	6-2	190	1/29/97	Farjestad (Sweden)
2	50	F	Jordan Greenway	6-5	222	2/16/97	USNTDP
4	111	G	Ales Stezka	6-3	178	1/6/97	Liberec Jr. (Czech)
5	135	F	Kirill Kaprizov	5-10	190	4/26/97	Novokuznetsk (Russia)
6	171	D	Nicholas Boka	6-0	197	9/8/97	USNTDP
7	201	D	Gustav Bouramman	5-11	184	1/24/97	Sault Ste. Marie (OHL)
	204	D	Jack Sadek	6-2	185	4/19/97	Lakeville North (H.S.)

DRAFT HISTORY



2014 NHL ENTRY DRAFT

RD	PICK	POS	PLAYER	HT	WT	BORN	CLUB (LEAGUE)
1	18	RW	Alex Tuch	6-4	221	5/10/96	USNTDP (USHL)
3	80	D	Louis Belpedio	5-10	194	5/14/96	USNTDP (USHL)
4	109	G	Kaapo Kahkonen	6-1	216	8/16/96	Espoo Jr. (Finland)
5	139	D	Tanner Faith	6-3	220	10/5/95	Kootenay (WHL)
6	160	D	Pontus Sjalin	6-0	170	6/12/96	Ostersunds Jr. (Sweden)
	167	C	Chase Lang	6-1	181	9/13/96	Calgary (WHL)
	169	C	Reid Duke	6-0	195	1/28/96	Lethbridge (WHL)
7	199	C	Pavel Jenys	6-2	184	4/2/96	Brno (Czech)

2013 NHL ENTRY DRAFT

RD	PICK	POS	PLAYER	HT	WT	BORN	CLUB (LEAGUE)
2	46	D	Gustav Olofsson	6-3	191	12/1/94	Green Bay (USHL)
3	81	RW	Kurtis Gabriel	6-4	214	4/20/93	Owen Sound (OHL)
4	107	D	Dylan Labbe	6-1	190	1/9/95	Shawigan (QMJHL)
5	137	D	Carson Soucy	6-4	200	7/17/94	Spruce Grove (AJHL)
6	167	C	Avery Peterson	6-2	200	6/20/95	Grand Rapids (HS-MN)
7	197	D	Nolan De Jong	6-2	186	4/25/95	Victoria (BCHL)
	200	G	Alexandre Belanger	6-1	184	8/19/95	Rouyn-Noranda (QMJHL)

2012 NHL ENTRY DRAFT

RD	PICK	POS	PLAYER	CLUB (LEAGUE)
1	7	D	Matt Dumba	Red Deer (WHL)
2	46	LW	Raphael Bussieres	Baie-Comeau (QMJHL)
3	68	D	John Draeger	Shattuck-St. Mary's (High School - MN)
4	98	C	Adam Gilmour	Nobles (High School - MA)
5	128	D	Daniel Gunnarsson	Lulea (Sweden)
6	158	C	Christoph Bertschy	Bern (Switzerland)
7	188	LW	Louis Nanne	Edina (High School - MN)

2011 NHL ENTRY DRAFT

RD	PICK	POS	PLAYER	CLUB (LEAGUE)
1	10	D	Jonas Brodin	Farjestad (Sweden)
	28	C	Zack Phillips	Saint John (QMJHL)
2	60	LW	Mario Lucia	Wayzata (HS-MN)
5	131	D	Nick Seeler	Eden Prairie (HS-MN)
6	161	G	Stephen Michalek	Loomis-Chaffee (HS-CT)
7	191	C	Tyler Graovac	Ottawa (OHL)

2010 NHL ENTRY DRAFT

RD	PICK	POS	PLAYER	CLUB (LEAGUE)
1	9	C	Mikael Granlund	HIFK (Finland)
2	39	RW	Brett Bulmer	Kelowna (WHL)
	56	LW	Johan Larsson	Brynas Jr. (Sweden)
	59	LW	Jason Zucker	USNTDP
6	159	G	Johan Gustafsson	Farjestad Jr. (Sweden)
7	189	RW	Dylan McKinlay	Chilliwack (WHL)

2009 NHL ENTRY DRAFT

RD	PICK	POS	PLAYER	CLUB (LEAGUE)
1	16	D	Nick Leddy	Eden Prairie (HS-MN)
3	77	G	Matthew Hackett	Plymouth (OHL)
4	103	LW	Kristopher Foucault	Calgary (WHL)
	116	RW	Alexander Fallstrom	Shattuck-St. Mary's (High School- MN)
6	161	G	Darcy Kuemper	Red Deer (WHL)
	163	RW	Jere Sallinen	Blues Jr. (Finland Jr.)
7	182	LW	Erik Haua	Shattuck-St. Mary's (HS-MN)
	193	C	Anthony Hamburg	Dallas Stars AAA (Midget-TX)



DRAFT HISTORY

2008 NHL ENTRY DRAFT

RD	PICK	POS	PLAYER	CLUB (LEAGUE)
1	23	D	Tyler Cuma	Ottawa (OHL)
2	55	D	Marco Scandella	Val-D'Or (QMJHL)
4	115	D	Sean Lorenz	USNTDP
5	145	LW	Eero Elo	Lukko Rauma (FIN Jr.)

2007 NHL ENTRY DRAFT

RD	PICK	POS	PLAYER	CLUB (LEAGUE)
1	16	C	Colton Gillies	Saskatoon (WHL)
4	110	D	Justin Falk	Spokane (WHL)
5	140	C	Cody Almond	Kelowna (WHL)
6	170	D	Harri Ilvonen	Tappara (FIN Jr.)
7	200	RW	Carson McMillan	Calgary (WHL)

2006 NHL ENTRY DRAFT

RD	PICK	POS	PLAYER	CLUB (LEAGUE)
1	9	C	James Sheppard	Cape Breton (QMJHL)
2	40	C	Ondrej Fiala	Everett (WHL)
3	72	RW	Cal Clutterbuck	Oshawa (OHL)
4	102	D	Kyle Medvec	Apple Valley (HS-MN)
5	132	G	Niko Hovinen	Jokerit (FIN Jr.)
6	162	RW	Julian Walker	Basel (Swiss)
7	192	C	Chris Hickey	Cretin-Derham Hall (HS-MN)

2005 NHL ENTRY DRAFT

RD	PICK	POS	PLAYER	CLUB (LEAGUE)
1	4	LW	Benoit Pouliot	Sudbury (OHL)
2	57	LW	Matt Kassian	Kamloops (WHL)
3	65	G	Kristofer Westblom	Kelowna (WHL)
4	110	C	Kyle Bailey	Portland (WHL)
	122	C	Morten Madsen	Frolunda (SEL)
5	129	D	Anthony Aiello	Thayer Academy (HS-MA)
7	199	D	Riley Emmerson	Tri-City (WHL)

2004 NHL ENTRY DRAFT

RD	PICK	POS	PLAYER	CLUB (LEAGUE)
1	12	D	A.J. Thelen	Michigan St. (NCAA)
2	42	LW	Roman Voloshenko	Krylja (RUS Jr.)
3	78	LW	Peter Olvecky	Trencin (SVK)
	79	D	Clayton Stoner	Tri-City (WHL)
4	111	F	Ryan Jones	Chatham (WOJHL)
	114	LW	Patrick Bordeleau	Val-D'Or (QMJHL)
	117	RW	Julien Sprunger	HC Fribourg (Swiss)
5	161	D	Jean-Claude Sawyer	Cape Breton (QMJHL)
6	175	RW	Aaron Boogaard	Tri-City (WHL)
7	195	RW	Jean-Michel Rizk	Saginaw (OHL)
	206	G	Anton Khudobin	Magnitogorsk (Russia)
9	272	C	Kyle Wilson	Colgate (NCAA)

DRAFT HISTORY



2003 NHL ENTRY DRAFT

RD	PICK	POS	PLAYER	CLUB (LEAGUE)
1	20	D	Brent Burns	Brampton (OHL)
2	56	C	Patrick O'Sullivan	Mississauga (OHL)
3	78	C	Danny Irmén	Lincoln (USHL)
5	157	LW	Marcin Kolusz	Novy Targ (POL)
6	187	G	Miroslav Kopřiva	Kladno (CZE)
7	207	D	Grigory Misharin	Yekaterinburg (RUS Jr.)
	219	LW	Adam Courchaine	Vancouver (WHL)
8	251	LW	Mathieu Melanson	Chicoutimi (QMJHL)
9	281	D	Jean-Michael Bolduc	Quebec (QMJHL)

2002 NHL ENTRY DRAFT

RD	PICK	POS	PLAYER	CLUB (LEAGUE)
1	8	C	Pierre-Marc Bouchard	Chicoutimi (QMJHL)
2	38	G	Josh Harding	Regina (WHL)
3	72	F	Michael Erickson	Minnesota (NCAA)
	73	G	Barry Brust	Spokane (WHL)
5	155	C	Armands Berzins	Shawinigan (QMJHL)
6	175	RW	Matt Foy	Merrimack College (NCAA)
7	204	C	Niklas Eckerblom	Djugarden (SWE)
8	237	F	Christoph Brandner	Krefeld (DEL)
9	268	D	Mikhail Tulyapkin	N. Novgorod (RUS Jr.)
	269	F	Mika Hannula	Malmo (SEL)

2001 NHL ENTRY DRAFT

RD	PICK	POS	PLAYER	CLUB (LEAGUE)
1	6	C	Mikko Koivu	TPS Turku (FIN Jr.)
2	36	RW	Kyle Wanvig	Red Deer (WHL)
3	74	D	Chris Heid	Spokane (WHL)
	93	C	Stephane Veilleux	Val-D'Or (QMJHL)
4	103	C	Tony Virta	TPS Turku (FIN Jr.)
7	202	LW	Derek Boogaard	Prince George (WHL)
8	239	LW	Jake Riddle	Seattle (WHL)

2000 NHL ENTRY DRAFT

RD	PICK	POS	PLAYER	CLUB (LEAGUE)
1	3	RW	Marian Gaborik	Dukla Trencin (SVK Jr.)
2	33	D	Nick Schultz	Prince Albert (WHL)
4	99	LW	Marc Cavosie	RPI (NCAA)
5	132	RW	Maxim Sushinsky	Avangard Omsk (RUS)
6	170	D	Erik Reitz	Erie (OHL)
7	199	C	Brian Passmore	Oshawa (OHL)
	214	LW	Peter Bartos	HC Ceske Bude (CZE)
8	232	D	Lubomir Sekeras	HC Ocelari Trinec (CZE)
	255	C	Eric Johansson	Tri-City (WHL)

2000 EXPANSION DRAFT

POS	PLAYER	TEAM	POS	PLAYER	TEAM	POS	PLAYER	TEAM
F	Michael Bros	SJ	F	Jeff Odgers	COL	D	Artem Anisimov	PHI
F	Jeff Daw	CHI	F	Scott Pellerin	STL	D	Chris Armstrong	SJ
F	Jim Dowd	EDM	F	Stacy Roest	DET	D	Ladislav Benysek	ANA
F	Darby Hendrickson	VAN	F	Cam Stewart	FLA	D	Ian Herbers	NYI
F	Joe Juneau	OTT	G	Zac Bierk	TB	D	Filip Kuba	CGY
F	Sergei Krivokrasov	CGY	G	Jamie McLennan	STL	D	Curtis Leschystyn	CAR
F	Darryl Laplante	DET	G	Chris Terreri	NJ	D	Sean O'Donnell	LA
F	Jeff Nielsen	ANA	G	Mike Vernon	FLA	D	Oleg Orekhovskiy	WSH
F	Stefan Nilsson	VAN						



DRAFT DAY TRADES

- June 23, 2001 – Minnesota acquired a third-round selection (74th overall – Chris Heid) from the New York Rangers in exchange for the Wild's third-round selection (79th overall – Garth Murray) and fifth-round selection (139th overall – Shawn Collymore) in the 2001 Entry Draft.
- June 22, 2002 – Minnesota acquired Cliff Ronning from the Los Angeles Kings in exchange for the Wild's fourth-round selection (104th overall – Aaron Rome) in the 2002 Entry Draft.
- June 22, 2003 – Minnesota acquired a third-round selection (78th overall – Danny Irlen) from the Toronto Maple Leafs in exchange for the Wild's third-round selection (91st overall – Martin Sagat) and fourth-round selection (125th overall – Konstantin Volkov) in the 2003 Entry Draft.
- July 30, 2005 – Minnesota acquired Todd White from the Ottawa Senators in exchange for the Wild's fourth-round selection (95th overall – Cody Bass) in the 2005 Entry Draft.
- June 24, 2006 – Minnesota acquired Pavol Demitra from the Los Angeles Kings in exchange for Patrick O'Sullivan and the Wild's first-round selection (16th overall – Trevor Lewis) in the 2006 Entry Draft.
- June 22, 2007 – Minnesota acquired a first-round selection (16th overall – Colton Gillies) from the Anaheim Ducks in exchange for the Wild's first-round selection (19th overall – Logan MacMillan) and second-round selection (42nd overall – Eric Tangradi) in the 2007 Entry Draft.
- June 20, 2008 – Minnesota acquired a first-round selection (23rd overall – Tyler Cuma) from the New Jersey Devils in exchange for the Wild's first-round selection (24th overall – Mattias Tedenby) in the 2008 Entry Draft and a third-round selection (73rd overall – Alexander Urbom) in the 2009 Entry Draft.
- June 26, 2009 – Minnesota acquired a first-round selection (16th overall – Nick Leddy), a third-round selection (77th overall – Matt Hackett) and a seventh-round selection (182nd overall – Erik Haua) from the New York Islanders in exchange for the Wild's first-round selection (12th overall – Calvin de Haan) in the 2009 Entry Draft.
- June 27, 2009 – Minnesota acquired Kyle Brodziak and a sixth-round selection (161st overall – Darcy Kuemper) from the Edmonton Oilers in exchange for the Wild's fourth-round selection (99th overall – Kyle Bigos) and fifth-round selection (133rd overall – Olivier Roy) in the 2009 Entry Draft.
- June 26, 2010 – Minnesota acquired a second-round selection (59th overall – Jason Zucker) from the Florida Panthers in exchange for the Wild's third-round selection (69th overall – Joe Basaraba) and fourth-round selection (99th overall – Joonas Donskoi) in the 2010 Entry Draft.
- June 24, 2011 – Minnesota acquired a first-round selection (28th overall – Zack Phillips) along with Devin Setoguchi and Charlie Coyle from the San Jose Sharks in exchange for Brent Burns and a second-round selection (Pontus Aberg) in the 2012 NHL Entry Draft.
- June 25, 2011 – The Wild acquired a second-round selection (60th overall – Mario Lucia) from the Vancouver Canucks in exchange for a third-round selection (71st overall – David Honzik) and a fourth-round selection (101st overall – Joseph LaBate) in the 2011 NHL Entry Draft.
- June 30, 2013 – Minnesota acquired Nino Niederreiter from the New York Islanders in exchange for RW Cal Clutterbuck and a third-round selection (70th overall – Eamon McAdam) in the 2013 NHL Entry Draft.
- June 30, 2013 – The Wild acquired a sixth-round selection (167th overall – Chase Lang) in the 2014 NHL Entry Draft and the rights to F Benn Ferriero from the New York Rangers in exchange for D Justin Falk.
- June 28, 2014 – Minnesota acquired a third-round selection (80th overall – Louie Belpedio) in the 2014 NHL Entry Draft and a seventh-round selection (204th overall – Jack Sadek) in the 2015 NHL Entry Draft from the Tampa Bay Lightning in exchange for a third-round selection (79th overall – Brayden Point) in the 2014 NHL Entry Draft.
- June 27, 2015 – Acquired a fifth-round selection (135th overall – Kirill Kaprizov) in the 2015 Entry Draft from Boston in exchange for Minnesota's fifth-round selection (136th overall – Cameron Clarke) in the 2016 Entry Draft.
- June 22, 2019 – Acquired a second-round selection (59th overall – Hunter Jones) in the 2019 Entry Draft from Carolina in exchange for Minnesota's third-round selection (73rd overall – Patrik Puistola) and fourth-round selection (99th overall – Cade Webber) in the 2019 Entry Draft.
- June 22, 2019 – Acquired a third-round selection (75th overall – Adam Beckman) in the 2019 Entry Draft from Nashville in exchange for Minnesota's third-round selection (70th overall) in the 2020 Entry Draft.
- Oct. 7, 2020 – Acquired F Nick Bonino, a second-round selection (37th overall – Marat Khushnutdinov) and a third-round selection (70th overall) from Nashville in exchange for F Luke Kunin and a fourth-round selection (101st overall – Adam Wilsby) in the 2020 Entry Draft.
- Oct. 7, 2020 – Acquired third-round selection (65th overall – Daemon Hunt) from Detroit in exchange for Minnesota's third-round selection (70th overall – Emil Viro) and a fifth-round selection (132nd overall – Alex Cotton) in the 2020 Entry Draft.
- Oct. 7, 2020 – Acquired fifth-round selection (146th overall – Pavel Novak) from St. Louis in exchange for the Wild's sixth-round selection (163rd overall – Will Cranley) and seventh-round selection (194th overall – Noah Beck) in the 2020 Entry Draft.

DRAFT NOTES



- Of Minnesota's 150 total draft selections, 57 have played in the NHL and 52 have played in a regular-season Wild game.
- Ten Wild draft selections skated in a game for Minnesota during the 2019-20 season.
- The Wild has selected a forward in the first round in 14 of its 21 drafts. The 2017 NHL Entry Draft marked the second time the Wild did not have a first-round draft selection in franchise history (2013). Minnesota selected defenseman Jonas Brodin with the 10th overall selection and center Zack Phillips with the 28th overall selection in the 2011 NHL Entry Draft – the Wild's sole year with two first-round draft picks.
- The Wild has selected 14 Minnesota natives in the NHL Entry Draft: Sam Hentges (Fridley, 2018), Nick Swaney (Burnsville, 2017), Jack Sadek (Lakeville, 2015), Avery Peterson (Grand Rapids, 2013), John Draeger and Louis Nanne (Edina, 2012), Mario Lucia (Wayzata, 2011), Nick Seeler (Eden Prairie, 2011), Nick Leddy (Eden Prairie, 2009), Kyle Medvec (Apple Valley, 2006), Chris Hickey (St. Paul, 2006), A.J. Thelen (Savage, 2004), Michael Erickson (Elk River, 2002) and Jake Riddle (Minneapolis, 2001).
- The 2002 NHL Entry Draft was the first draft in which the Wild selected a goaltender as Josh Harding (second round, 38th overall) and Barry Brust (third round, 73rd overall) were chosen. Overall, Minnesota has selected 15 goalies in 12 drafts: Harding, Brust, Kopriya (2003), Khudobin (2004), Westblom (2005), Hovinen (2006), Hackett (2009), Kuemper (2009), Gustafsson (2010), Michalek (2011), Belanger (2013), Kahkonen (2014), Stezka (2015) and Jones and Lindberg (2019).
- Minnesota has selected 12 Russian natives in its 21 drafts, including seven in six straight drafts (2015-2020). F Marat Khushnutdinov (No. 37, 2020) became the highest drafted Russian-born player in team history. The 2019 NHL Entry Draft included two Russian-born players (F Vladislav Firstov and F Matvey Guskov), the most Russian natives in a single draft since 2004. The 2015 draft saw the Wild select a Russian-born player (F Kirill Kaprizov) for the first time in 10 drafts.
- The 2020 NHL Entry Draft marked the first time in franchise history the Wild has selected three players in the top 40: F Marco Rossi (No. 9), F Marat Khushnutdinov (No. 37) and D Ryan O'Rourke (No. 39).
- F Marco Rossi (No. 9, 2020) became the second Austrian-born player to be drafted by Minnesota, last, Christoph Brandner (No. 237, 2002). Rossi is the fifth Austrian-born player selected in the first round of an NHL Draft, joining former Wild player Thomas Vanek (No. 5, 2003), Michael Grabner (No. 14, 2006), Andre Burakovsky (No. 23, 2013) and Marko Dano (No. 27, 2013).
- The 2015 NHL Entry Draft was the first and only time in franchise history Minnesota did not select a Canadian native, after selecting at least two in each of its previous 15 drafts. Since 2000, the Wild has selected 61 Canadians, the most drafted nationality in franchise history.
- During the 2013 NHL Entry Draft, Minnesota selected Dylan Labbe in the fourth round (107th overall) – he marked the 100th draft pick in franchise history.
- The Wild made a franchise-high 12 total selections in the 2004 Entry Draft and a franchise-low four total selections in the 2008 Entry Draft and 2016 Entry Draft.
- Minnesota has made 21 trades on draft day, and has had four drafts, three consecutively, where the Wild didn't make any trades (2012, 2016, 2017 and 2018).
- The Minnesota Wild first participated in the NHL Entry Draft in Calgary on June 24-25, 2000.
- The Wild selected Marian Gaborik as its first-ever selection in the first round (third overall) of the 2000 NHL Entry Draft.
- Gaborik is the highest Wild draft selection and Jean-Michel Bolduc is the lowest draft selection, taken 281st (ninth round) in the 2003 draft.



ALL-TIME AWARDS & ACCOLADES



JACK ADAMS TROPHY

Selected by the National Hockey League Broadcasters' Association, awarded annually to the NHL coach judged to have contributed the most to his team's success.

- Jacques Lemaire (2003)

LADY BYNG MEMORIAL TROPHY

Selected by the Professional Hockey Writers' Association, awarded annually to the NHL player adjudged to have exhibited the best type of sportsmanship and gentlemanly conduct combined with a high standard of playing ability.

- Mikael Granlund (2017 – Finalist)

KING CLANCY MEMORIAL TROPHY

Selected by a committee of senior NHL executives, awarded to the NHL player who best exemplifies leadership qualities on and off the ice and has made a noteworthy humanitarian contribution in his community.

- Matt Dumba (2020)
- Jason Zucker (2019)
- Jason Zucker (2018 – Finalist)

BILL MASTERTON MEMORIAL TROPHY

Selected by the Professional Hockey Writers' Association, awarded annually to the NHL player who best exemplifies the qualities of perseverance, sportsmanship, and dedication to ice hockey.

- Devan Dubnyk (2015)
- Josh Harding (2013)

JAMES NORRIS MEMORIAL TROPHY

Selected by the Professional Hockey Writers' Association, awarded to the NHL defenseman who demonstrates throughout the season the greatest all-round ability in the position.

- Ryan Suter (2013 – Finalist)

LESTER PATRICK TROPHY

Presented by the NHL and USA Hockey since 1966 to honor a recipient's contribution to ice hockey in the U.S.

- Bob Naegele, Jr. (2008)

FRANK J. SELKE TROPHY

Selected by the Professional Hockey Writers' Association, awarded annually to the NHL forward who demonstrates the most skill in the defensive component of the game.

- Mikko Koivu (2017 – Finalist)
- Wes Walz (2003 – Finalist)

VEZINA TROPHY

Selected by NHL General Managers, awarded annually to the NHL goaltender judged to be the best at the position.

- Devan Dubnyk (2015 – Finalist)
- Niklas Backstrom (2009 – Finalist)

WILLIAM M. JENNINGS AWARD

The NHL goaltender(s) having played a minimum of 25 games for the team with the fewest goals scored against it.

- Niklas Backstrom & Manny Fernandez (2007)

MBNA ROGER CROZIER SAVING GRACE AWARD

The goaltender having played a minimum of 25 games with the NHL's best save percentage.

- Niklas Backstrom (2007)
- Dwayne Roloson (2004)

NHL FIRST ALL-STAR TEAM

- Ryan Suter (2013)

NHL SECOND ALL-STAR TEAM

- Devan Dubnyk (2015)

NHL ALL-ROOKIE TEAM

- Jonas Brodin (2013)

NHL ALL-STARS

- Eric Staal (2020)
- Devan Dubnyk (2019)
- Eric Staal (2018)
- Head Coach Bruce Boudreau (2017)
- Devan Dubnyk (2017)
- Ryan Suter (2017)
- Devan Dubnyk (2016)
- Ryan Suter (2015)
- Mikko Koivu (2012) - Did not play due to injury
- Brent Burns (2011)
- Martin Havlat (2011)
- Niklas Backstrom (2009)
- Marian Gaborik (2008)
- Brian Rolston (2007)
- Filip Kubla (2004)
- Dwayne Roloson (2004)
- Marian Gaborik (2003)

NHL ALL-STAR AWARDS

- Marian Gaborik (2003 – Fastest Skater)
- Marian Gaborik (2003 – Second Star)

NHL YOUNGSTARS

- Nick Johnson (2012)
- Pierre-Marc Bouchard (2004)
- Nick Schultz (2003)
- Marian Gaborik (2002)

OLYMPIANS

2014

- Mikael Granlund; Finland (bronze)
- Mikko Koivu; Finland - Did not play due to injury
- Nino Niederreiter; Switzerland
- Zach Parise; USA
- Ryan Suter; USA

2010

- Niklas Backstrom; Finland (bronze)
- Martin Havlat; Czech Republic
- Mikko Koivu; Finland (bronze)
- Antti Miettinen; Finland (bronze)
- Marek Zidlicky; Czech Republic

2006

- Marian Gaborik; Slovakia
- Mikko Koivu; Finland (silver)
- Filip Kubla; Czech Republic (bronze)
- Brian Rolston; USA
- Daniel Tjernqvist; Sweden (gold)

NHL PLAYERS OF THE MONTH

- Eric Staal (First Star - February 2018)
- Devan Dubnyk (Third Star - December 2016)
- Devan Dubnyk (Second Star - March 2016)
- Devan Dubnyk (Third Star - March 2015)
- Devan Dubnyk (First Star - February 2015)
- Josh Harding (Third Star - November 2013)

NHL PLAYERS OF THE WEEK

- Manny Fernandez (12/26/05)
- Dwayne Roloson (12/15/03)
- Marian Gaborik (3/4/02)
- Marian Gaborik (10/21/02)

NHL THREE STARS OF THE WEEK

- Kevin Fiala (First Star - 3/2/20)
- Devan Dubnyk (Third Star - 1/28/19)
- Eric Staal (First Star - 2/26/17)
- Devan Dubnyk (Third Star - 2/12/17)
- Jason Zucker (First Star - 11/13/17)
- Jason Pominville (First Star - 2/13/17)
- Mikael Granlund (Second Star - 2/6/17)
- Eric Staal (Third Star - 12/19/16)
- Devan Dubnyk (Second Star - 10/31/16)
- Zach Parise (First Star - 3/28/16)
- Erik Haula (Second Star - 2/22/16)
- Mikko Koivu (Third Star - 12/21/15)
- Devan Dubnyk (First Star - 3/30/15)
- Devan Dubnyk (First Star - 2/9/15)
- Devan Dubnyk (Third Star - 2/2/15)
- Zach Parise (Third Star - 1/26/15)
- Ryan Suter (Second Star - 12/15/14)
- Darcy Kuemper (Second Star - 10/13/14)
- Darcy Kuemper (Third Star - 3/3/14)
- Zach Parise (First Star - 2/3/14)
- Ryan Suter (Third Star - 1/6/14)
- Josh Harding (Third Star - 11/18/13)
- Jason Pominville (First Star - 11/4/13)
- Niklas Backstrom (Second Star - 3/25/13)
- Niklas Backstrom (Third Star - 3/4/13)
- Matt Hackett (Second Star - 12/12/11)
- Josh Harding (First Star - 11/7/11)
- Jose Theodore (Third Star - 1/10/11)
- Guillaume Latendresse (Third Star - 1/18/10)
- Niklas Backstrom (Second Star - 10/20/08)
- Marian Gaborik (First Star - 1/13/08)
- Marian Gaborik (First Star - 12/23/07)
- Niklas Backstrom (Third Star - 12/3/07)
- Niklas Backstrom (First Star - 12/19/06)

ALL-TIME STREAKS

LARGEST MARGINS OF VICTORY

Date	Margin of Victory	Opponent	Score	Goaltenders (Wild/Opp.)
1/18/20	7 goals	vs. DAL	7-0	Stalock/Khudobin, Bishop
1/15/15	7 goals	@ BUF	7-0	Dubnyk/Enroth
2/27/20	6 goals	9x, last @ DET	7-1	Stalock/Howard, Bernier

Longest Winning Streaks

12 games - 12/4-12/29/16
9 games - 3/8-3/24/07
7 games - 3/14-3/27/13
7 games - 11/28-12/10/11
6 games - 3x, 3/19-3/29/16

Longest Home Winning Streaks

8 games - 11/23-12/29/16
8 games - 10/5-11/2/06
8 games - 12/5/06-1/2/07
6 games - 5x, last, 2/3-2/22/15

Longest Road Winning Streaks

12 games - 2/18-4/9/15
7 games - 12/4/16-1/5/17
7 games - 11/13-12/10/11
6 games - 2/7-3/5/20

POINT STREAKS

Overall	Home	Road
13 games - 12/2-12/29/16 (12-0-1)	13 games - 12/27/17-2/13/18 (10-0-3)	14 games - 12/2/16-1/31/17 (12-0-2)
11 games - 11/14-12/5/19 (8-0-3)	12 games - 10/20-12/14/19 (9-0-3)	12 games - 2/18-4/9/15 (12-0-0)
10 games - 1/20-2/14/15 (8-0-2)	10 games - 1/16-3/15/14 (7-0-3)	9 games - 2/22-3/17/07 (7-0-2)
10 games - 3/8-3/27/07 (9-0-1)	10 games - 2/19-4/10/09 (6-0-4)	7 games - 12/6-12/30/03 (2-0-5)
9 games - 2x, last, 11/28-12/17/15 (6-0-3)	9 games - 1/6-2/6/10 (8-0-1)	7 games - 11/13-12/10/11 (7-0-0)

WINLESS STREAKS

Overall	Home	Road
12 games - 3/11-4/4/01 (0-7-5)	8 games - 1/7-2/13/16 (0-5-3)	12 games - 12/18/03-1/31/04 (0-4-8)
9 games - 1/19-2/8/02 (0-6-3)	8 games - 2/26-3/28/01 (0-3-5)	11 games - 12/13/11-1/19/12 (0-9-2)
8 games - 1/23-2/13/16 (0-6-2)	6 games - 2/2-2/19/19 (0-4-2)	8 games - 10/3-10/26/09 (0-8-0)
8 games - 3/10-3/26/11 (0-7-1)	6 games - 1/11-2/8/02 (0-3-3)	7 games - 2x, last, 3/31-10/12/02 (0-3-4)
8 games - 12/13-1/28/11 (0-5-3)	6 games - 11/13-11/30/03 (0-4-2)	

LOSING STREAKS

Overall	Home	Road
6 games - 12/19-12/31/13	5 games - 2/28-3/17/12	8 games - 10/3-10/26/09
5 games - 3/12-3/19/17	4 games - 1/31-2/14/12	7 games - 12/12/06-1/9/07
5 games - 3/31-4/9/16	3 games - 6x, last, 3/31-4/9/16	6 games - 12/6-12/29/08
5 games - 1/10-1/20/16		5 games - 4x, last, 10/15-10/30/19
5 games - 12/5-12/14/08		
5 games - 10/8-10/17/09		

SEASON-BY-SEASON STREAKS

Season	Longest Winning Streak	Longest Point Streak	Longest Winless Streak	Longest Losing Streak
2000-01	2 games (five times)	8 games (12/17-1/5)	12 games (3/11-4/4)	4 games (2/21-2/26)
2001-02	3 games (two times)	7 games (two times)	9 games (1/19-2/8)	4 games (1/30-2/8)
2002-03	3 games (six times)	6 games (two times)	5 games (11/25-12/5)	3 games (three times)
2003-04	3 games (four times)	9 games (12/13-12/30)	7 games (two times)	4 games (11/20-11/28)
2005-06	5 games (1/18-1/26)	5 games (1/18-1/26)	4 games (two times)	3 games (four times)
2006-07	9 games (3/8-3/24)	10 games (3/8-3/27)	4 games (11/25-12/2)	3 games (two times)
2007-08	5 games (10/4-10/14)	8 games (10/4-10/21)	5 games (two times)	3 games (two times)
2008-09	4 games (10/11-10/18)	7 games (10/11-10/27)	6 games (12/5-12/17)	5 games (12/5-12/14)
2009-10	5 games (11/27-12/5)	7 games (11/20-12/5)	5 games (10/8-10/17)	5 games (10/8-10/17)
2010-11	4 games (1/2-1/8)	4 games (two times)	8 games (3/10-3/26)	4 games (3/10-3/17)
2011-12	7 games (11/28-12/10)	7 games (11/28-12/10)	8 games (12/13-12/28)	4 games (two times)
2012-13	7 games (3/14-3/27)	7 games (3/14-3/27)	3 games (four times)	3 games (two times)
2013-14	5 games (2/4-3/3)	8 games (11/1-11/17)	6 games (12/19-12/31)	6 games (12/19-12/31)
2014-15	6 games (1/27-3/9)	10 games (1/20-2/14)	6 games (1/3-1/13)	4 games (two times)
2015-16	6 games (3/19-3/29)	9 games (11/28-12/17)	8 games (1/23-2/13)	5 games (two times)
2016-17	12 games (12/4-12/27)	13 games (12/2-12/27)	4 games (3/23-3/28)	3 games (3/12-3/19)
2017-18	5 games (2/19-2/27)	7 games (3/16-3/29/18)	3 games (11/4-11/8)	5 games (11/4-11/8)
2018-19	5 games (two times)	8 games (2/21-3/7/19)	5 games (two times)	3 games (three times)
2019-20	5 games (11/26-12/5)	11 games (11/14-12/5)	4 games (two times)	4 games (10/3-10/12)



RETIRED FOR WILD FANS (2000-01)

2	Willie Mitchell (2001-06)	Ryan Murphy (2017-19)
	Erik Reitz (2007-09)	Ryan Donato (2018-20)
	Mike Lundin (2011-12)	7
	Keith Ballard (2013-15)	Cliff Ronning (2002-03)
	Anthony Bitetto (2018-19)	Erik Westrum (2005-06)
3	Ladislav Benysek (2000-02)	Clayton Stoner (2009-10)
	Keith Carney (2006-08)	Matt Cullen (2010-13; 2017-18)
	Marek Zidlicky (2008-12)	Jonathon Blum (2013-15)
	Charlie Coyle (2013-19)	Chris Porter (2015-16)
4		Chris Stewart (2016-17)
	Curtis Leschyshyn (2000-01)	Nico Sturm (2018-20)
	Brad Brown (2001-04)	8
	Shawn Belle (2005-06)	Brent Burns (2003-11)
	Maxim Noreau (2009-10)	Cody McCormick (2013-14)
	Clayton Stoner (2010-14)	9
	Stu Bickel (2014-15)	Hnat Domenichelli (2002-03)
	Mike Reilly (2015-18)	Alexandre Daigle (2003-06)
5		Mikko Koivu (2006-20)
	Brad Bombardir (2000-04)	10
	Kim Johnsson (2006-10)	Marian Gaborik (2000-09)
	Greg Zanon (2010-12)	Devin Setoguchi (2011-13)
	Brett Clark (2012-13)	Jordan Schroeder (2014-17)
	Christian Folin (2013-17)	Chris Stewart (2017-18)
6		Matt Read (2018-19)
	Lubomir Sekeras (2000-01)	11
	Travis Roche (2000-01)	Kai Nurminen (2000-01)
	Mike Matteucci (2001-02)	Pascal Dupuis (2000-07)
	Jean-Guy Trudel (2002-03)	Dominic Moore (2006-07)
	Zbynek Michalek (2003-04)	Chris Simon (2007-08)
	Erik Reitz (2006-07)	Owen Nolan (2008-10)
	Sean Hill (2007-08)	John Madden (2010-11)
	Tomas Mojzis (2008-09)	Zach Parise (2012-20)
	Greg Zanon (2009-10)	
	Marco Scandella (2010-17)	

12	Matt Johnson (2000-04)	Maxim Sushinsky (2000-01)
	Brian Rolston (2005-08)	Andrei Zyuzin (2002-06)
	Craig Weller (2008-09)	Antti Miettinen (2008-11)
	Chuck Kobasew (2009-11)	Kyle Brodziak (2009-15)
	David Jones (2015-16)	Ryan Suter (2012-20)
	Eric Staal (2016-20)	21
14	Darby Hendrickson (2000-04)	Cam Stewart (2000-02)
	Martin Havlat (2009-10)	Eric Chouinard (2003-04)
	Darroll Powe (2012-13)	Mikko Koivu (2005-06)
	Justin Fontaine (2013-16)	Mark Parrish (2006-08)
	Joel Eriksson Ek (2016-20)	Kyle Brodziak (2009-15)
15		Ryan White (2016-17)
	J.J. Daigneault (2000-01)	Eric Fehr (2018-19)
	Andrew Brunette (2001-04; 2008-11)	Carson Soucy (2019-20)
	James Sheppard (2007-08)	22
	Dany Heatley (2011-14)	Stacy Roest (2000-02)
	Matt Hendricks (2018-19)	Cal Clutterbuck (2007-13)
16		Nino Niederreiter (2013-19)
	Steve McKenna (2000-01)	Kevin Fiala (2018-20)
	Roman Simicek (2000-01)	23
	Bill Muckalt (2002-03)	Pavel Patera (2000-01)
	Steve Kelly (2007-08)	Jason Marshall (2001-04)
	Andrew Ebbett (2009-10)	Scott Ferguson (2005-06)
	Brad Staubitz (2010-12)	Jason Morgan (2006-07)
	Jason Zucker (2011-20)	Petr Kalus (2009-10)
17	Filip Kuba (2000-06)	Cody Almond (2009-10)
	Wyatt Smith (2006-07)	Eric Nystrom (2010-11)
	Todd Fedoruk (2007-08)	Jeff Taffe (2011-12)
	Petr Sykora (2009-10)	Sean Bergenheim (2014-15)
	Casey Wellman (2010-12)	Gustav Olofsson (2015-18)
	Nick Palmieri (2011-12)	J.T. Brown (2018-19)
	Torrey Mitchell (2012-14)	24
	Teemu Pulkkinen (2016-17)	Antti Laaksonen (2000-04)
18	Marcus Foligno (2017-20)	Derek Boogaard (2005-10)
	Cam Stewart (2000-01)	Martin Havlat (2010-11)
	Richard Park (2001-04)	Matt Cooke (2013-15)
	Mattias Weinhandl (2005-06)	Matt Dumba (2015-20)
	Adam Hall (2006-07)	25
	Colton Gillies (2008-09, 2010-12)	Sergei Krivokrasov (2000-02)
	Jake Dowell (2012-14)	Rickard Wallin (2002-04)
	Ryan Carter (2014-16)	Randy Robitaille (2005-06)
	Cal O'Reilly (2017-18)	Eric Belanger (2007-10)
	Jordan Greenway (2017-20)	Cam Barker (2010-11)
19	Jeff Nielsen (2000-01)	Nick Johnson (2011-12)
	David Cullen (2001-02)	Jonas Brodin (2012-20)
	Stephane Veilleux (2002-09, 2011-15)	26
	Andy Hilbert (2009-10)	Christian Matte (2000-01)
	Patrick O'Sullivan (2010-11)	Tony Virta (2001-02)
	Brett Bulmer (2011-12)	Christoph Brandner (2003-04)
	Jarret Stoll (2015-16)	Kurtis Foster (2005-09)
	Martin Hanzal (2016-17)	Jaime Sifers (2009-10)
	Luke Kunin (2017-20)	Erik Christensen (2011-12)
		Matt Moulson (2013-14)
		Thomas Vanek (2014-16)
		Daniel Winnik (2017-18)
		Pontus Aberg (2018-19)
		Gerald Mayhew (2019-20)

27	Sean O'Donnell (2000-01)	Manny Fernandez (2000-07)
	Kyle Wanvig (2002-06)	Anton Khudobin (2009-11)
	Joel Ward (2006-07)	Darcy Kuemper (2012-17)
	Kurtis Foster (2011-12)	36
	Mike Rupp (2012-14)	Sylvain Blouin (2000-02)
	Brett Sutter (2014-15)	Alex Henry (2003-06)
	Zac Dalpe (2015-17)	John Scott (2008-10)
	Kyle Quincey (2017-18)	Chad Rau (2011-12)
	Alex Galchenyuk (2019-20)	Michael Keranen (2015-16)
28	Mike Matteucci (2000-01)	Nick Seeler (2017-19)
	Jeremy Stevenson (2002-03)	Mats Zuccarello (2019-20)
	Jason Weimer (2003-04)	37
	Todd White (2005-07)	Wes Walz (2000-08)
	Peter Olvecky (2008-09)	Josh Harding (2009-15)
	Matt Kassian (2010-12)	Kyle Rau (2017-19)
	Zenon Konopka (2012-14)	38
	Tyson Strachan (2015-16)	Curtis Murphy (2002-03)
	Gabriel Dumont (2019-20)	Pavol Demitra (2006-08)
29	Jamie McLennan (2000-01)	Robbie Earl (2009-11)
	Josh Harding (2005-09)	Steven Kampfer (2011-12)
	Jed Ortmeyer (2010-11)	Ryan Hartman (2019-20)
	Jon DiSalvatore (2011-12)	39
	Jason Pominville (2012-17)	Ladislav Benysek (2000-01)
	Greg Pateryn (2018-20)	Travis Roche (2000-01)
30	Derek Gustafson (2000-01)	Krystofer Kolanos (2008-09)
	Dwayne Roloson (2001-06)	Nate Prosser (2010-19)
	Ilya Bryzgalov (2013-14)	40
31	David Brumby (2000-01)	Chris Armstrong (2000-01)
	Zac Bierk (2000-01)	Danny Irmann (2009-10)
	Derek Gustafson (2001-03)	Devan Dubnyk (2014-20)
	Dieter Kochan (2002-03)	41
	Miroslav Kopriwa (2006-07)	Martin Skoula (2005-09)
	Wade Dubielewicz (2009-10)	Justin Falk (2009-11)
	Matt Hackett (2011-13)	Jed Ortmeyer (2011-12)
	Kaapo Kahkonen (2019-20)	Landon Ferraro (2017-18)
32	Brian Bonin (2000-01)	Luke Johnson (2019-20)
	Jason Marshall (2001-02)	42
	Marc Chouinard (2003-06)	Andy Sutton (2000-02)
	Niklas Backstrom (2006-16)	Drew Bagnall (2010-11)
	Alex Stalock (2016-20)	Pat Cannone (2016-17)
33	Scott Pellerin (2000-01)	43
	Sergei Zholtok (2001-04)	Warren Peters (2010-12)
	Petteri Nummelin (2006-08)	44
	John Curry (2013-15)	Aaron Gavey (2000-02)
	Jordan Leopold (2014-15)	Andrei Nazarov (2005-06)
34	Jim Dowd (2000-04)	Justin Falk (2011-13, 2014-15)
	Daniel Tjarnqvist (2005-06)	Chris Stewart (2014-15)
	Aaron Voros (2007-08)	Tyler Graovac (2015-17)
	Shane Hnidy (2009-10)	Matt Bartkowski (2018-19)
	Maxim Noreau (2010-11)	45
	David McIntyre (2011-12)	Peter Bartos (2000-01)
		Cam Barker (2009-10)
		Carson McMillan (2010-12, 2013-14)

46	Jared Spurgeon (2010-20)	Kris Foucault (2011-12)
47	Marc-Andre Bergeron (2008-09)	77
	Chay Genoway (2011-12)	Lubomir Sekeras (2000-03)
	Johan Larsson (2013)	Tom Gilbert (2011-13)
	Christoph Bertschy (2015-18)	Brad Hunt (2018-20)
	Louie Belpedio (2017-19)	79
48	Guillaume Latendresse (2009-12)	Jarod Palmer (2011-12)
49	Dan Fritsche (2008-09)	82
	Victor Rask (2018-20)	Marian Gaborik (2000-01)
51	James Sheppard (2008-10)	Justin Kloos (2017-18)
53	Tyler Graovac (2014-15)	83
	Alex Tuch (2016-17)	Matt Foy (2005-08)
54	Brett Bulmer (2013-14, 2015-16)	92
55	Nick Schultz (2001-12)	Branko Radivojevic (2006-08)
	Matt Dumba (2013-15)	96
	Nick Seeler (2019-20)	Pierre-Marc Bouchard (2002-13)
56	Erik Reitz (2005-06)	
	Erik Hauula (2013-17)	
59	Kris Fredheim (2011-12)	
	Zack Mitchell (2016-18)	
60	Jose Theodore (2010-11)	
	Carson Soucy (2017-18)	
61	Brennan Menell (2019-20)	
63	Charlie Coyle (2012-13)	
	Kurtis Gabriel (2015-17)	
	Tyler Ennis (2017-18)	
64	Mikael Granlund (2012-19)	
65	Tyler Cuma (2011-12)	
67	Benoit Pouliot (2006-09)	
71	Sebastien Bordeleau (2001-02)	
	Travis Roche (2003-04)	



ALL-TIME ROSTER

A

Aberg, Pontus (2018-19)
Almond, Cody (2009-12)
Armstrong, Chris (2000-01)

B

Backstrom, Niklas (2006-16)
Bagnall, Drew (2010-11)
Ballard, Keith (2013-15)
Barker, Cam (2009-11)
Bartkowski, Matt (2018-19)
Bartos, Peter (2000-01)
Belanger, Eric (2007-10)
Belle, Shawn (2006-07)
Belpedio, Louie (2017-19)
Benysek, Ladislav (2000-03)
Bergenheim, Sean (2014-15)
Bergeron, Marc-Andre (2008-09)
Bertschy, Christoph (2015-18)
Bickel, Stu (2014-15)
Bierk, Zac (2000-01)
Bitetto, Anthony (2018-19)
Blouin, Sylvain (2000-03)
Blum, Jonathon (2013-15)
Bombardir, Brad (2000-04)
Bonin, Brian (2000-01)
Boogaard, Derek (2005-10)
Bordeleau, Sebastien (2001-02)
Bouchard, Pierre-Marc (2002-13)
Brandner, Christoph (2003-04)
Brodin, Jonas (2012-20)
Brodziak, Kyle (2009-15)
Brown, Brad (2001-04)
Brown, J.T. (2018-19)
Brunette, Andrew (2001-04, 2008-11)
Bryzgalov, Ilya (2013-14)
Bulmer, Brett (2011-12, 2013-14, 2015-16)
Burns, Brent (2003-11)

C

Cannone, Pat (2016-17)
Carney, Keith (2006-08)
Carter, Ryan (2014-16)
Chouinard, Marc (2003-06)
Chouinard, Eric (2003-04)
Christensen, Erik (2011-12)
Clark, Brett (2013)
Clutterbuck, Cal (2007-13)
Cooke, Matt (2013-15)
Coyle, Charlie (2012-19)
Cullen, David (2001-02)
Cullen, Matt (2010-13; 2017-18)
Cuma, Tyler (2011-12)
Curry, John (2013-15)

D

Daigle, Alexandre (2003-06)
Daigneault, J.J. (2000-01)
Dalpe, Zac (2015-17)
Demitra, Pavol (2006-08)
DiSalvatore, Jon (2011-12)
Domenichelli, Hnat (2001-03)
Donato, Ryan (2018-20)
Dowd, Jim (2000-04)
Dowell, Jake (2012-14)
Dubielewicz, Wade (2009-10)
Dubnyk, Devan (2014-20)
Dumba, Matt (2013-20)
Dumont, Gabriel (2019-20)
Dupuis, Pascal (2000-07)

E

Earl, Robbie (2009-11)
Ebbett, Andrew (2009-10)
Ennis, Tyler (2017-18)
Eriksson Ek, Joel (2016-20)

F

Falk, Justin (2009-13, 2014-15)
Fedoruk, Todd (2007-08)
Fehr, Eric (2018-19)
Ferguson, Scott (2005-06)
Fernandez, Manny (2000-07)
Ferraro, Landon (2017-18)
Fiala, Kevin (2018-20)
Foligno, Marcus (2017-20)
Folin, Christian (2013-17)
Fontaine, Justin (2013-16)
Foster, Kurtis (2005-09, 2011-12)
Foucault, Kris (2011-12)
Foy, Matt (2005-08)
Fredheim, Kris (2011-12)
Fritzsche, Dan (2008-09)

G

Gaborik, Marian (2000-09)
Gabriel, Kurtis (2015-17)
Galchenyuk, Alex (2019-20)
Gavey, Aaron (2000-02)
Genoway, Chay (2011-12)
Gilbert, Tom (2011-13)
Gillies, Colton (2008-09, 2010-12)
Granlund, Mikael (2012-19)
Graovac, Tyler (2014-17)
Greenway, Jordan (2017-20)
Gustafson, Derek (2000-02)

H

Hall, Adam (2006-07)
Hackett, Matt (2011-13)
Hanzal, Martin (2016-17)
Hendrickson, Josh (2005-15)
Hartman, Ryan (2019-20)
Haula, Erik (2013-17)
Havlat, Martin (2009-11)
Heatley, Dany (2011-14)
Hendricks, Matt (2018-19)
Hendrickson, Darby (2000-04)
Henry, Alex (2003-06)
Hilbert, Andy (2009-10)
Hill, Sean (2007-08)
Hnidy, Shane (2009-10)
Hunt, Brad (2018-20)

I

Irmen, Danny (2009-10)

J

Johnson, Luke (2019-20)
Johnson, Matt (2000-04)
Johnson, Nick (2011-12)
Johnsson, Kim (2006-10)
Jones, David (2015-16)

K

Kahkonen, Kaapo (2019-20)
Kalus, Petr (2009-10)
Kampfer, Steven (2011-12)
Kassian, Matt (2010-12)
Kelly, Steve (2007-08)
Keranen, Michael (2015-16)
Khudobin, Anton (2009-11)
Kloos, Justin (2017-18)
Kobasew, Chuck (2009-11)
Kochan, Dieter (2002-03)
Koivu, Mikko (2005-20)
Kolanos, Krystofer (2008-09)
Konopka, Zenon (2012-13)
Krivokrasov, Sergei (2000-02)
Kuba, Filip (2000-06)
Kuemper, Darcy (2012-17)
Kunin, Luke (2017-20)

L

Laaksonen, Antti (2000-04)
Larsson, Johan (2013)
Latendresse, Guillaume (2009-12)
Leopold, Jordan (2014-15)
Leschysyn, Curtis (2000-01)
Lundin, Mike (2011-12)

ALL-TIME ROSTER



M

Madden, John (2010-11)
Marshall, Jason (2001-04)
Matte, Christian (2000-01)
Matteucci, Mike (2001-02)
Mayhew, Gerald (2019-20)
McCormick, Cody (2013-14)
McKenna, Steve (2000-01)
McIntyre, David (2011-12)
McLennan, Jamie (2000-01)
McMillan, Carson (2010-12, 2013-14)
Menell, Brennan (2019-20)
Michalek, Zbynek (2003-04)
Miettinen, Antti (2008-11)
Mitchell, Torrey (2012-14)
Mitchell, Willie (2000-06)
Mitchell, Zack (2016-18)
Mojzis, Tomas (2008-09)
Moore, Dominic (2006-08)
Morgan, Jason (2006-07)
Moulson, Matt (2013-14)
Muckalt, Bill (2002-03)
Murphy, Curtis (2002-03)
Murphy, Ryan (2017-19)

N

Nazarov, Andrei (2005-06)
Niederreiter, Nino (2013-19)
Nielsen, Jeff (2000-01)
Nolan, Owen (2008-10)
Noreau, Maxim (2009-11)
Nummelin, Petteri (2006-08)
Nurminen, Kai (2000-01)
Nystrom, Eric (2010-11)

O

O'Donnell, Sean (2000-01)
Olofsson, Gustav (2015-18)
Olvecky, Peter (2008-09)
Ortmeyer, Jed (2010-12)
O'Reilly, Cal (2017-18)
O'Sullivan, Patrick (2010-11)

P

Palmer, Jarod (2011-12)
Palmieri, Nick (2011-12)
Parise, Zach (2012-20)
Park, Richard (2001-04)
Parrish, Mark (2006-08)
Patera, Pavel (2000-01)
Paterny, Greg (2018-20)
Peters, Warren (2010-12)
Pellerin, Scott (2000-01)
Pominville, Jason (2012-17)
Porter, Chris (2015-16)
Powe, Darroll (2011-13)
Pouliot, Benoit (2006-10)
Prosser, Nate (2009-19)
Pulkkinen, Teemu (2016-17)

Q

Quincey, Kyle (2017-18)

R

Radivojevic, Branko (2006-08)
Rask, Victor (2018-20)
Rau, Chad (2011-12)
Rau, Kyle (2017-19)
Read, Matt (2018-19)
Reilly, Mike (2015-18)
Reitz, Erik (2005-09)
Robitaille, Randy (2005-06)
Roche, Travis (2000-04)
Roest, Stacy (2000-02)
Rolin, Brian (2005-08)
Rolloson, Dwayne (2002-06)
Rolson, Brian (2005-08)
Ronning, Cliff (2002-03)
Rupp, Mike (2012-14)

S

Scandella, Marco (2010-17)
Schroeder, Jordan (2014-17)
Schultz, Nick (2001-12)
Scott, John (2008-10)
Seeler, Nick (2017-20)
Sekeras, Lubomir (2000-03)
Setoguchi, Devin (2011-13)
Sheppard, James (2007-10)
Sifers, Jaime (2009-10)
Simicek, Roman (2000-02)
Simon, Chris (2007-08)
Skoula, Martin (2005-09)
Smith, Nathan (2009-10)
Smith, Wyatt (2006-07)
Soucy, Carson (2017-18; 2019-20)
Spurgeon, Jared (2010-20)
Staal, Eric (2016-20)
Stalock, Alex (2016-20)
Staubitz, Brad (2010-12)
Stevenson, Jeremy (2002-04)
Stewart, Cam (2000-01)
Stewart, Chris (2014-15; 2016-18)
Stoll, Jarret (2015-16)
Stoner, Clayton (2009-14)
Strachan, Tyson (2015-16)
Sturm, Nico (2018-20)
Suter, Ryan (2012-20)
Sutter, Brett (2014-15)
Sutton, Andy (2000-02)
Sushinsky, Maxim (2000-01)
Sykora, Petr (2009-10)

T

Taffe, Jeff (2011-12)
Theodore, Jose (2010-11)
Tjarnqvist, Daniel (2005-06)
Trudel, Jean-Guy (2002-03)
Tuch, Alex (2016-17)

V

Vanek, Thomas (2014-16)
Veilleux, Stephane (2002-09, 2011-15)
Virta, Tony (2001-02)
Voros, Aaron (2007-08)

W

Walz, Wes (2000-08)
Wallin, Rickard (2002-04)
Wanvig, Kyle (2002-06)
Ward, Joel (2006-07)
Weinhandl, Mattias (2005-07)
Weller, Craig (2008-09)
Wellman, Casey (2009-12)
Westrum, Erik (2005-06)
White, Ryan (2016-17)
White, Todd (2005-07)
Wiemer, Jason (2003-04)
Winnik, Daniel (2017-18)

Z

Zanon, Greg (2009-12)
Zholtok, Sergei (2001-04)
Zidlicky, Marek (2008-12)
Zuccarello, Mats (2019-20)
Zucker, Jason (2011-20)
Zyzin, Andrei (2002-06)



ALL-TIME ROSTER BY COUNTRY

AUSTRIA (2)

Brandner, Christoph (2003-04)
Vaneek, Thomas (2014-16)

CANADA (134)

Alberta (26):

Almond, Cody (2009-12)
Belle, Shawn (2006-07)
Brodziak, Kyle (2009-15)
Christensen, Erik (2011-12)
Domenichelli, Hnat (2001-03)

Ennis, Tyler (2017-18)
Fedoruk, Todd (2007-08)
Ferguson, Scott (2005-06)
Fontaine, Justin (2013-16)
Foucault, Kris (2011-12)
Johnson, Nick (2011-12)
Kassian, Matt (2010-12)
Kolanos, Krys (2008-09)
McLennan, Jamie (2000-01)
Roche, Travis (2000-04)
Roest, Stacy (2000-02)
Scott, John (2008-10)
Setoguchi, Devin (2011-13)
Smith, Nathan (2009-10)
Spurgeon, Jared (2010-20)
Staubitz, Brad (2010-12)
Sutter, Brett (2014-15)
Walz, Wes (2000-08)
Wanvig, Kyle (2002-06)
Weller, Craig (2008-09)
British Columbia (19):
Bombardier, Brad (2000-04)
Bordeleau, Sebastien (2001-02)
Bulmer, Brett (2011-12, 2013-14, 2015-16)
Ebbett, Andrew (2009-10)
Ferraro, Landon (2017-18)
Fredheim, Kris (2011-12)
Gillies, Colton (2008-12)
Hunt, Brad (2018-20)
Kelly, Steve (2007-08)
Kobasew, Chuck (2009-11)
Marshall, Jason (2001-04)
Matteucci, Mike (2000-02)
Mitchell, Willie (2000-06)
Muckalt, Bill (2002-03)
Ronning, Cliff (2002-03)
Soucy, Carson (2017-18, 2019-20)
Stoner, Clayton (2009-14)
Voros, Aaron (2007-08)
Wiemer, Jason (2003-04)
Zanon, Greg (2009-12)
Manitoba (9):
Bagnall, Drew (2010-11)
Barker, Cam (2009-11)
Falk, Justin (2009-13, 2014-15)
Fehr, Eric (2018-19)
Genoway, Chay (2011-12)
Hnidy, Shane (2009-10)
Leshchynshyn, Curtis (2000-01)
McMillan, Carson (2010-12, 2013-14)
White, Ryan (2016-17)
New Brunswick (1):
Pellerin, Scott (2000-01)
Newfoundland (2):
Brown, Brad (2001-04)
Morgan, Jason (2006-07)
Nova Scotia (1):
Sheppard, James (2007-10)
Ontario (43):
Bierk, Zac (2000-01)
Brunette, Andrew (2001-11)
Burns, Brent (2003-11)
Clutterbuck, Cal (2007-13)
Cooke, Matt (2013-15)
Cullen, David (2001-02)
Cuma, Tyler (2011-12)
Dalpe, Zac (2015-17)
Fernandez, Manny (2000-07)
Foster, Kurtis (2005-12)
Foy, Matt (2005-08)
Gabriel, Kurtis (2015-17)
Gavey, Aaron (2000-02)
Grovac, Tyler (2014-17)

Hackett, Matt (2011-13)
Henry, Alex (2003-06)
Johnston, Matt (2000-04)
Jones, David (2015-16)
Konopka, Zanon (2012-14)
Madden, John (2010-11)
McCormick, Cody (2013-14)
McIntyre, David (2011-12)
McKenna, Steve (2000-01)
Mitchell, Zack (2016-18)
Moore, Dominic (2006-08)
Moulson, Matt (2013-14)
Murphy, Ryan (2017-19)
O'Donnell, Sean (2000-01)
O'Reilly, Cal (2017-18)
Porter, Chris (2015-16)
Pouliot, Benoit (2006-10)
Quincey, Kyle (2017-18)
Read, Matt (2018-19)
Robitaille, Randy (2005-06)
Roloson, Dwayne (2001-06)
Simon, Chris (2007-08)
Staal, Eric (2016-20)
Stewart, Cam (2000-01)
Stewart, Chris (2014-15; 2016-18)
Sutton, Andy (2000-02)
Ward, Joel (2006-07)
White, Todd (2005-07)
Winnik, Daniel (2017-18)
Quebec (18):
Belanger, Eric (2007-10)
Bergeron, Marc-Andre (2008-09)
Blouin, Sylvain (2000-03)
Bouchard, Pierre-Marc (2002-13)
Chouinard, Marc (2003-06)
Daigle, Alexandre (2003-06)
Daigleault, J.J. (2000-01)
Dumont, Gabriel (2019-20)
Dupuis, Pascal (2000-07)
Lafendresse, Guillaume (2009-12)
Matte, Christian (2000-01)
Mitchell, Torrey (2012-14)
Noreau, Maxim (2009-11)
Pominville, Jason (2012-17)
Scandella, Marco (2010-17)
Theodore, Jose (2010-11)
Trudel, Jean-Guy (2002-03)
Veilleux, Stephane (2002-15)
Saskatchewan (15):
Armstrong, Chris (2000-01)
Boogaard, Derek (2005-10)
Clark, Brett (2012-13)
Dubielewicz, Wade (2009-10)
Dubnyk, Devan (2014-20)
Dumba, Matt (2013-20)
Harding, Josh (2005-15)
Kochan, Dieter (2002-03)
Kuemper, Darcy (2012-17)
Murphy, Curtis (2002-03)
Peters, Warren (2010-12)
Powe, Darroll (2011-13)
Schultz, Nick (2001-12)
Stoll, Jarret (2015-16)
Strachan, Tyson (2015-16)

CZECHOSLOVAKIA (18)

Bartos, Peter (2000-01)
Benysek, Ladislav (2000-03)
Demitra, Pavol (2006-08)
Gaborik, Marian (2000-09)
Hanzal, Martin (2016-17)
Havlat, Martin (2009-11)
Kalus, Petr (2009-10)
Kuba, Filip (2000-06)
Michalek, Zbynek (2003-04)
Mojzis, Tomas (2008-09)
Olvecky, Peter (2008-09)
Patera, Pavel (2000-01)
Radivojevic, Branko (2006-08)
Sekeras, Lubomir (2000-03)
Simicek, Roman (2000-02)
Skoula, Martin (2005-09)
Zidlicky, Marek (2008-12)
Sykora, Petr (2009-10)

FINLAND (12)

Backstrom, Niklas (2006-16)
Bergenheim, Sean (2014-15)
Granlund, Mikael (2012-19)
Haula, Erik (2013-17)
Kahkonen, Kaapo (2019-20)
Koivu, Mikko (2005-20)
Laaksonen, Antti (2000-04)
Miettinen, Antti (2008-11)
Nimmelin, Petteri (2006-08)
Nurminen, Kai (2000-01)
Pulkkinen, Teemu (2016-17)
Virta, Tony (2001-02)

GERMANY (2)

Heatley, Dany (2011-14)
Sturm, Nico (2018-20)

NORTHERN IRELAND (1)

Nolan, Owen (2008-10)

NORWAY (1)

Zuccarello, Mats (2019-20)

RUSSIA (7)

Bryzgalov, Ilya (2013-14)
Khudobin, Anton (2009-11)
Krivokrasov, Sergei (2000-02)
Nazarov, Andrei (2005-06)
Sushnikov, Maxim (2000-01)
Zhitkov, Sergei (2001-04)
Zyuzin, Andrei (2002-06)

SOUTH KOREA (1)

Park, Richard (2001-04)

SWEDEN (12)

Aberg, Pontus (2018-19)
Brodin, Jonas (2012-20)
Eriksson Ek, Joel (2016-20)
Folin, Christian (2013-17)
Johnsson, Kim (2006-10)
Keranan, Michael (2015-16)
Larsson, Johan (2012-13)
Olofsson, Gustav (2015-18)
Rask, Victor (2018-20)
Tjarnqvist, Daniel (2005-06)
Wallin, Rickard (2002-04)
Weinhandl, Mattias (2005-07)

SWITZERLAND (3)

Bertschy, Christoph (2015-18)
Fiala, Kevin (2018-20)
Niederreiter, Nino (2013-19)

UNITED STATES (69)

California (4):
Blum, Jonathon (2013-15)
Stevenson, Jeremy (2002-04)
Wellman, Casey (2009-12)
Zucker, Jason (2011-20)
Connecticut (1):
Sifers, Jaime (2009-10)
Georgia (1):
Chouinard, Eric (2003-04)
Illinois (3):
Belpedio, Louie (2017-19)
Earl, Robbie (2009-11)
Reilly, Mike (2015-18)
Maine (1):
DiSalvatore, Jon (2011-12)
Massachusetts (2):
Coyle, Charlie (2012-19)
Donato, Ryan (2018-20)
Michigan (7):
Hall, Adam (2006-07)
Hilbert, Andy (2009-10)
Kampfer, Steven (2011-12)
Mayhew, Gerald (2019-20)
Paterny, Greg (2018-20)

Reitz, Erik (2005-09)
Rolston, Brian (2005-08)
Minnesota (28):
Ballard, Keith (2013-15)
Bickel, Stu (2014-15)
Bonin, Brian (2000-01)
Brown, J.T. (2018-19)
Carter, Ryan (2014-16)
Cullen, Matt (2010-13; 2017-18)
Curry, John (2013-15)
Gilbert, Tom (2011-13)
Hendricks, Matt (2018-19)
Hendrickson, Darby (2000-04)
Hill, Sean (2007-08)
Kloos, Justin (2017-18)
Leopold, Jordan (2014-15)
Lundin, Mike (2011-12)
Menell, Brennan (2019-20)
Nielsen, Jeff (2000-01)
Palmer, Jarod (2011-12)
Parise, Zach (2012-20)
Parrish, Mark (2006-08)
Prosser, Nate (2009-19)
Rau, Chad (2011-12)
Rau, Kyle (2017-19)
Schroeder, Jordan (2014-17)
Seeler, Nick (2017-20)
Smith, Wyatt (2006-07)
Stalock, Alex (2016-20)
Taffe, Jeff (2011-12)
Westrum, Erik (2005-06)
Missouri (1):
Kunin, Luke (2017-20)
Nebraska (1):
Ortmeyer, Jed (2010-12)
New Jersey (1):
Dowd, Jim (2000-04)
New York (7):
Bitetto, Anthony (2018-19)
Cannone, Pat (2016-17)
Foligno, Marcus (2017-20)
Greenway, Jordan (2010-11)
Nystrom, Eric (2010-11)
Palmieri, Nick (2011-12)
Tuch, Alex (2016-17)
North Carolina (1):
O'Sullivan, Patrick (2010-11)
North Dakota (2):
Irmann, Danny (2009-10)
Johnson, Luke (2019-20)
Ohio (2):
Fritzsche, Dan (2008-09)
Rupp, Mike (2012-14)
Oregon (1):
Gustafson, Derek (2000-02)
Pennsylvania (1):
Matt Bartkowski (2018-19)
Rhode Island (1):
Carnes, Keith (2006-08)
South Carolina (1):
Hartman, Ryan (2019-20)
Wisconsin (3):
Dowell, Jake (2012-14)
Galchenyuk, Alex (2019-20)
Suter, Ryan (2012-20)

=2020-2021=

TEAM RECORDS





RECORD BOOK



TEAM RECORDS

STREAKS

LONGEST WINNING STREAK, SEASON

12 - 12/4-12/29/16
At Home:
8 - (2x), 12/5/06-1/2/07; 11/23-12/29/16
On Road:
12 - 2/18-4/9/15

LONGEST POINTS STREAK, SEASON

13 - (12-0-1) 12/2-12/29/16
At Home:
13 - (10-0-3), 12/27/17-2/13/18
On Road:
14 - (12-0-2) 12/2-16-1/31/17

LONGEST WINLESS STREAK, SEASON

12 - (0-9-3) 3/11-4/4/01
At Home:
8 - (0-5-3) 2/26-3/28/01
On Road:
12 - (0-4-8) 12/18/03-1/31/04

LONGEST LOSING STREAK, SEASON

8 - 1/23-2/13/16
At Home:
8 - 1/7-2/13/16
On Road:
8 - 10/3-10/26/09

LONGEST SHUTOUT STREAK, SEASON

184:59 - 10/23-11/1/16
At Home:
157:40 - 3/29-4/7/07
On Road:
172:06 - 10/23-11/5/16

MOST CONSECUTIVE GAMES WITHOUT BEING SHUT OUT

93 - 11/2/05-11/29/06
At Home:
72 - 1/12/04-11/29/06
On Road:
54 - 11/2/05-12/27/06

LONGEST SCORELESS STREAK, SEASON

180:07 - 1/28-2/10/02
At Home:
180:07 - 1/28-2/10/02
On Road:
168:48 - 3/3-3/14/01

POINTS

MOST POINTS, SEASON

106 - 2016-17 (49-25-8)
At Home:
63 - 2006-07 (29-6-5)
On Road:
50 - (2x), last, 2016-17 (22-13-6)

FEWEST POINTS, SEASON

68 - 2000-01 (25-39-18)
At Home:
39 - 2018-19 (16-18-7)
On Road:
26 - 2000-01 (11-26-4)

WINS

MOST WINS, SEASON

49 - 2016-17
At Home:
29 - 2006-07
On Road:
24 - 2014-15

FEWEST WINS, SEASON (Full Seasons Only)

25 - 2000-01
At Home:
14 - 2x, last, 2001-02
On Road:
11 - 2x, last, 2003-04

FEWEST GAMES TO 10 WINS, SEASON

12 - 2006-07 (11/2/06)
FEWEST GAMES TO 20 WINS, SEASON
30 - 2011-12 (12/10/11)

FEWEST GAMES TO 30 WINS, SEASON

45 - 2016-17 (1/21/17)
FEWEST GAMES TO 40 WINS, SEASON
60 - 2016-17 (2/27/17)

LOSSES

MOST LOSSES, SEASON

39 - 2000-01
At Home:
18 - 2018-19
On Road:
26 - 2000-01

FEWEST LOSSES, SEASON (Full Seasons Only)

25 - 2016-17
At Home:
6 - 2017-18
On Road:
13 - 2016-17

SHOOTOUTS

MOST SHOOTOUT APPEARANCES, SEASON

20 - 2011-12
At Home:
11 - 2006-07
On Road:
11 - 2011-12

MOST SHOOTOUT WINS, SEASON

11 - 2011-12
At Home:
7 - 2006-07
On Road:
5 - 2x, last, 2013-14

MOST SHOOTOUT LOSSES, SEASON

9 - 2011-12
At Home:
4 - 3x, last, 2013-14
On Road:
6 - 2011-12

MARGINS

LARGEST MARGIN OF VICTORY

7 - 2x, last, 1/18/20 in 7-0 win vs. DAL
At Home:
7 - 1/18/20 in 7-0 win vs. DAL
On Road:
7 - 1/15/15 in 7-0 win at BUF

LARGEST MARGIN OF DEFEAT

7 - 3/20/11 in 8-1 loss vs. MTL
At Home:
7 - 3/20/11 in 8-1 loss vs. MTL
On Road:
6 - 5x, last, 3/2/18 in 7-1 loss at COL

TEAM RECORDS

GOALS

*DOES NOT INCLUDE SHOOTOUT GOALS

MOST GOALS, SEASON

263 - 2016-17
At Home:
137 - 2016-17
On Road:
126 - 2016-17

FEWEST GOALS, SEASON (Full Seasons Only)

166 - 2011-12
At Home:
87 - 2000-01
On Road:
72 - 2011-12

MOST GOALS AGAINST, SEASON

239 - 2009-10
At Home:
117 - 2018-19
On Road:
140 - 2017-18

FEWEST GOALS AGAINST, SEASON (Full Seasons Only)

178 - 2002-03
At Home:
77 - 2006-07
On Road:
94 - 2003-04

MOST 20-GOAL SCORERS, SEASON

5 - 2006-07

MOST GOALS SCORED, GAME

8 - 4x, last, 12/19/19 in 8-5 win at ARI
At Home:
8 - 2x, last, 2/27/18 in 8-3 win vs. STL
On Road:
8 - 2x, last, 12/19/19 in 8-5 win at ARI

MOST GOALS SCORED AGAINST, GAME

8 - 3x, last, 3/20/11 in 8-1 loss vs. MTL
At Home:
8 - 3/20/11 in 8-1 loss vs. MTL
On Road:
8 - 2x, last, 12/26/07 in 8-3 loss at DAL

MOST GOALS SCORED BY BOTH TEAMS, GAME

13 - 2x, last, 12/19/19 in 8-5 win at ARI
At Home:
12 - 4/10/09 in 8-4 win vs. NSH
On Road:
13 - 2x, last, 12/19/19 in 8-5 win at ARI

MOST GOALS, PERIOD

6 - 2/22/15 in 3rd of 6-2 win vs. DAL
At Home:
6 - 2/22/15 in 3rd of 6-2 win vs. DAL
On Road:
5 - 12/23/16 in 2nd of 7-4 win at NYR

MOST GOALS AGAINST, PERIOD

5 - 6x, last, 10/29/29 in 3rd of 6-3 loss at DAL
At Home:
4 - 10x, last, 10/12/19 in 2nd of 7-4 loss vs. PIT
On Road:
5 - 6x, last, 10/29/29 in 3rd of 6-3 loss at DAL

MOST GOALS BY BOTH TEAMS, PERIOD

7 - 4x, last, 12/19/19 in 3rd of 8-5 win at ARI
At Home:
7 - 2/22/15 in 3rd of 6-2 win vs. DAL
On Road:
7 - 3x, last, 12/19/19 in 3rd of 8-5 win at ARI

ASSISTS

MOST ASSISTS, GAME

16 - 2/27/18 in 8-3 win vs. STL
At Home:
16 - 2/27/18 in 8-3 win vs. STL
On Road:
15 - 12/19/19 in 8-5 win at ARI

MOST ASSISTS AGAINST, GAME

15 - 3/20/11 in 8-1 loss vs. MTL
At Home:
15 - 3/20/11 in 8-1 loss vs. MTL
On Road:
14 - 2x, last, 1/14/19 in 7-4 loss at PHI

MOST ASSISTS BY BOTH TEAMS, GAME

23 - 12/19/19 in 8-5 win at ARI (MIN-15, ARI-8)
At Home:
22 - 2/27/18 in 8-3 win vs. STL (MIN-16, STL-6)
On Road:
23 - 12/19/19 in 8-5 win at ARI (MIN-15, ARI-8)

MOST ASSISTS, PERIOD

9 - 2/22/15 in 3rd of 6-2 win vs. DAL
At Home:
8 - 8x, last, 3/6/18 in 2nd of 6-2 win vs. CAR
On Road:
9 - 2/22/15 in 3rd of 6-2 win vs. DAL

MOST ASSISTS AGAINST, PERIOD

10 - 3x, last, 10/27/14 in 3rd of 5-4 loss at NYR
At Home:
8 - 2x, last, 10/12/19 in 2nd of 7-4 loss vs. PIT
On Road:
10 - 3x, last, 10/27/14 in 3rd of 5-4 loss at NYR

MOST ASSISTS BY BOTH TEAMS, PERIOD

13 - 12/27/13 in 1st of 6-4 loss at WPG (MIN-6, WPG-7)
At Home:
12 - 2x, last, 10/12/19 in 2nd of 7-4 loss vs. PIT (MIN-2, PIT-10)
On Road:
13 - 12/27/13 in 1st of 6-4 loss at WPG (MIN-6, WPG-7)

POINTS

MOST POINTS, GAME

24 - 2/27/18 in 8-3 win vs. STL
At Home:
24 - 2/27/18 in 8-3 win vs. STL
On Road:
23 - 12/19/19 in 8-5 win at ARI

MOST POINTS AGAINST, GAME

23 - 2x, last, 3/20/11 in 8-1 loss vs. MTL
At Home:
23 - 3/20/11 in 8-1 loss vs. MTL
On Road:
22 - 12/26/07 in 8-3 loss at DAL

MOST POINTS BY BOTH TEAMS, GAME

36 - 12/19/19 in 8-5 win at ARI (MIN-23, ARI-13)
At Home:
33 - 2/27/18 in 8-3 win vs. STL (MIN-24, STL-9)
On Road:
36 - 12/19/19 in 8-5 win at ARI (MIN-23, ARI-13)

MOST POINTS, PERIOD

15 - 2/22/15 (6g-9a) in 3rd of 6-2 win vs. DAL
At Home:
15 - 2/22/15 (6g-9a) in 3rd of 6-2 win vs. DAL
On Road:
13 - 12/23/16 (5g-8a) in 2nd of 7-4 win at NYR



RECORD BOOK

TEAM RECORDS

MOST POINTS AGAINST, PERIOD

15 - 2x, last, 10/27/14 (5g-10a) in 3rd of 5-4 loss at NYR

At Home:
12 - 2x, last, 10/12/19 (4g-8a) in 2nd of 7-4 loss vs. PIT

On Road:
15 - 2x, last, 10/27/14 (5g-10a) in 3rd of 5-4 loss at NYR

MOST POINTS BY BOTH TEAMS, PERIOD

20 - 12/27/13 in 1st of 6-4 loss at WPG (MIN-9, WPG-11)

At Home:
18 - 3x, last, 10/12/19 in 2nd of 7-4 loss vs. PIT (MIN-6, PIT-12)

On Road:
20 - 12/27/13 in 1st of 6-4 loss at WPG (MIN-9, WPG-11)

SPECIAL TEAMS

BEST POWER-PLAY PERCENTAGE, SEASON

21.3 - 2019-20 (46/216)

At Home:
27.4 - 2016-17 (31/113)

On Road:
20.5 - 2018-19 (24/117)

LOWEST POWER-PLAY PERCENTAGE, SEASON

9.6 - 2000-01 (36/374)

At Home:
9.6 - 2000-01 (19/198)

On Road:
9.7 - 2000-01 (17/176)

BEST PENALTY-KILL PERCENTAGE, SEASON

87.6 - 2008-09 (36/291)

At Home:
87.8 - 2014-15 (15/123)

On Road:
89.1 - 2008-09 (17/156)

LOWEST PENALTY-KILL PERCENTAGE, SEASON

77.2 - 2019-20 (159/206)

At Home:
75.0 - 2019-20 (25/100)

On Road:
74.1 - 2015-16 (83/112)

MOST POWER-PLAY GOALS, SEASON

77 - 2005-06

At Home:
49 - 2006-07

On Road:
32 - 2008-09

FEWEST POWER-PLAY GOALS, SEASON (Full Seasons Only)

36 - 2000-01

At Home:
19 - 2000-01

On Road:
12 - 2014-15

MOST POWER-PLAY GOALS AGAINST, SEASON

62 - 2001-02

At Home:
28 - 2005-06

On Road:
35 - 2001-02

FEWEST POWER-PLAY GOALS AGAINST, SEASON (Full Seasons Only)

32 - 2014-15

At Home:
15 - 2x, last, 2016-17

On Road:
17 - 2014-15

MOST POWER-PLAY GOALS, GAME

5 - 3x, last, 11/29/08 in 6-2 win at NSH

At Home:
5 - 2x, last, 2/7/06 in 5-1 win vs. LA

On Road:
5 - 11/29/08 in 6-2 win at NSH

MOST POWER-PLAY GOALS AGAINST, GAME

4 - 1/30/10 in 5-2 loss at SJ

At Home:
3 - 5x, last, 2/1/20 in 6-1 loss vs. BOS

On Road:
4 - 1/30/10 in 5-2 loss at SJ

MOST POWER-PLAY GOALS, PERIOD

4 - 12/14/07 in 2nd of 5-2 win at ANA

At Home:
3 - 4x, last, 1/4/14 in 2nd of 5-3 win vs. WSH

On Road:
4 - 12/14/07 in 2nd of 5-2 win at ANA

MOST POWER-PLAY GOALS AGAINST, PERIOD

3 - 3x, last, 2/1/20 in 2nd of 6-1 loss vs. BOS

At Home:
3 - 2x, last, 2/1/20 in 2nd of 6-1 loss vs. BOS

On Road:
3 - 4/2/03 in 1st of 3-0 loss at CBJ

MOST POWER-PLAY CHANCES, SEASON

453 - 2005-06 (77 PPGs, 17.0%)

At Home:
236 - 2005-06 (46 PPGs, 19.5%)

On Road:
217 - 2005-06 (31 PPGs, 14.3%)

FEWEST POWER-PLAY CHANCES, SEASON (Full Seasons Only)

224 - 2016-17 (47 PPGs, 21.0%)

At Home:
113 - 2016-17 (31 PPGs, 27.4%)

On Road:
108 - 2014-15 (12 PPGs, 11.1%)

MOST POWER-PLAY CHANCES, GAME

11 - 3x, last, 11/29/08 in 6-2 win at NSH

At Home:
11 - 12/29/06 in 4-3 OT win vs. CBJ

On Road:
11 - 2x, last, 11/29/08 in 6-2 win at NSH

FEWEST POWER-PLAY CHANCES, GAME

0 - 15x, last, 1/22/20 in 4-2 win vs. DET

At Home:
0 - 6x, last, 1/22/20 in 4-2 win vs. DET

On Road:
0 - 9x, last, 12/29/18 in 3-1 win at WPG

MOST CONSECUTIVE GAMES WITH A PP GOAL, SEASON

9 - 10/16-11/1/03

At Home:
10 - 10/25-12/17/05

On Road:
13 - 1/21-3/12/16

MOST CONSECUTIVE GAMES WITH A PP GOAL AGAINST, SEASON

9 - 2/10-2/26/19

At Home:
8 - 1/19-2/24/19

On Road:
8 - 2x, last, 11/14-12/12/10

MOST SHORT-HANDED GOALS, SEASON

13 - 2000-01

At Home:
10 - 2000-01

On Road:
7 - 2001-02

FEWEST SHORT-HANDED GOALS, SEASON (Full Seasons Only)

3 - 2007-08

At Home:
1 - 2x, last, 2016-17

On Road:
1 - 5x, last, 2018-19

MOST SHORT-HANDED GOALS AGAINST, SEASON

14 - 2000-01

At Home:
7 - 2000-01

On Road:
9 - 2009-10

FEWEST SHORT-HANDED GOALS AGAINST, SEASON

(Full Seasons Only)

3 - 2014-15

At Home:
1 - 4x, last, 2016-17

On Road:
0 - 2x, last, 2018-19

MOST SHORT-HANDED GOALS, GAME

2 - 3x, last, 10/26/17 in 6-4 win vs. NYI

At Home:
2 - 2x, last, 10/26/17 in 6-4 win vs. NYI

On Road:
2 - 4/11/09 in 6-3 win at CBJ

MOST SHORT-HANDED GOALS AGAINST, GAME

2 - 2x, last, 2/14/09 in 5-3 loss vs. OTT

At Home:
2 - 2x, last, 2/14/09 in 5-3 loss vs. OTT

On Road:
1 - 66x, last, 3/7/20 in 7-3 loss at LA

MOST SHORT-HANDED GOALS, PERIOD

2 - 11/26/00 in 2nd of 4-2 win vs. VAN

At Home:
2 - 11/26/00 in 2nd of 4-2 win vs. VAN

On Road:
1 - 50x, last, 11/8/18 in 3rd of 3-1 win at LA

MOST SHORT-HANDED GOALS AGAINST, PERIOD

1 - 126x, last, 3/7/20 in 2nd of 7-3 loss at LA

At Home:
1 - 60x, last, 2/23/20 in 3rd of 4-1 loss vs. STL

On Road:
1 - 66x, last, 3/7/20 in 2nd of 7-3 loss at LA

MOST TIMES SHORT-HANDED, SEASON

436 - 2005-06 (55 PPGA, 87.4%)

At Home:
215 - 2005-06 (28 PPGA, 87.0%)

On Road:
221 - 2005-06 (27 PPGA, 87.8%)

FEWEST TIMES SHORT-HANDED, SEASON (Full Seasons Only)

204 - 2015-16 (45 PPGA, 77.9%)

At Home:
92 - 2015-16 (16 PPGA, 82.6%)

On Road:
111 - 2014-15 (17 PPGA, 84.7%)

MOST SHORT-HANDED SITUATIONS, GAME

10 - 3x, last, 10/21/10 in 4-2 win at EDM

At Home:
9 - 3x, last, 10/13/18 in 5-4 OT loss vs. CAR

On Road:
10 - 3x, last, 10/21/10 in 4-2 win at EDM

MOST CONSECUTIVE GAMES WITH A SHORT-HANDED GOAL, SEASON

2 - 9x, last, 10/25-10/27/18

At Home:
2 - 2x, last, 10/25-10/27/18

On Road:
2 - 2x, last, 4/7-4/9/06

MOST CONSECUTIVE GAMES WITH A SHORT-HANDED GOAL AGAINST, SEASON

3 - 2x, last, 3/26-4/5/10

At Home:
3 - 10/15-10/20/00

On Road:
3 - 3/26-4/5/10

TEAM RECORDS

PENALTY MINUTES

MOST PENALTY MINUTES, SEASON

1,209 - 2x, last, 2005-06

At Home:
591 - 2005-06

On Road:
681 - 2001-02

FEWEST PENALTY MINUTES, SEASON (Full Seasons Only)

545 - 2015-16

At Home:
264 - 2015-16

On Road:
281 - 2015-16

MOST PENALTY MINUTES, GAME

57 - (2x), last, 1/3/15 in 7-1 loss at DAL

At Home:
54 - 3/28/08 in 4-0 win vs. VAN

On Road:
57 - (2x), last, 1/3/15 in 7-1 loss at DAL

MOST PENALTY MINUTES BY OPPONENT, GAME

69 - 4/8/11 in 3-1 win at EDM

At Home:
63 - 2/2/04 in 4-0 win vs. STL

On Road:
69 - 4/8/11 in 3-1 win at EDM

MOST PENALTY MINUTES BY BOTH TEAMS, GAME

122 - 4/8/11 in 3-1 win at EDM (MIN-53, EDM-69)

At Home:
113 - 3/28/08 in 4-0 win vs. VAN (MIN-64, VAN-49)

On Road:
122 - 4/8/11 in 3-1 win at EDM (MIN-53, EDM-69)

MOST PENALTY MINUTES, PERIOD

51 - 1/3/15 in 2nd of 7-1 loss at DAL

At Home:
48 - 3/28/08 in 3rd of 4-0 win vs. VAN

On Road:
51 - 1/3/15 in 2nd of 7-1 loss at DAL

MOST PENALTY MINUTES BY OPPONENT, PERIOD

53 - 4/8/11 in 1st of 3-1 win at EDM

At Home:
44 - 2x, last, 2/9/12 in 3rd of 5-2 loss vs. VAN

On Road:
53 - 4/8/11 in 1st of 3-1 win at EDM

MOST PENALTY MINUTES BY BOTH TEAMS, PERIOD

100 - 4/8/11 in 1st of 3-1 win at EDM (MIN-47, EDM-53)

At Home:
81 - 3/28/08 in 3rd of 4-0 win vs. VAN (MIN-48, VAN-33)

On Road:
100 - 4/8/11 in 1st of 3-1 win at EDM (MIN-47, EDM-53)

PENALTIES

MOST PENALTIES, GAME

16 - 3/2/02 in 6-3 loss at VAN

At Home:
15 - 2/2/04 in 4-0 win vs. STL

On Road:
16 - 3/2/02 in 6-3 loss at VAN

MOST PENALTIES BY OPPONENT, GAME

17 - 11/29/08 in 6-2 win at NSH

At Home:
16 - 2x, last, 2/2/04 in 4-0 win vs. STL

On Road:
17 - 11/29/08 in 6-2 win at NSH



RECORD BOOK

TEAM RECORDS

MOST PENALTIES BY BOTH TEAMS, GAME

31 - 2/2/04 in 4-0 win vs. STL (MIN-15, STL-16)

At Home: 31 - 2/2/04 in 4-0 win vs. STL (MIN-15, STL-16)

On Road: 25 - 2x, last, 11/29/08 in 6-2 win at NSH (MIN-9, NSH-16)

FEWEST PENALTIES, GAME

0 - 9x, last, 11/6/18 in 4-3 loss at SJ

At Home: 0 - 5x, last, 2/14/17 in 1-0 loss vs. ANA

On Road: 0 - 4x, last, 11/6/18 in 4-3 loss at SJ

FEWEST PENALTIES BY OPPONENT, GAME

0 - 9x, last, 1/22/20 in 4-2 win vs. DET

At Home: 0 - 3x, last, 1/22/20 in 4-2 win vs. DET

On Road: 0 - 6x, last, 11/12/15 in 3-2 OT win at CAR

FEWEST PENALTIES BY BOTH TEAMS, GAME

0 - 11/30/13 in 3-2 loss at COL

At Home: 1 - 2x, last, 12/23/19 in 3-0 win vs. CGY (MIN-1, CGY-0)

On Road: 0 - 11/30/13 in 3-2 loss at COL

SHOTS

MOST SHOTS, SEASON

2,567 - 2018-19

At Home: 1,305 - 2014-15

On Road: 1,276 - 2018-19

FEWEST SHOTS, SEASON (Full Seasons Only)

1,954 - 2001-02

At Home: 965 - 2001-02

On Road: 981 - 2003-04

MOST SHOTS AGAINST, SEASON

2,625 - 2010-11

At Home: 1,244 - 2000-01

On Road: 1,403 - 2010-11

FEWEST SHOTS AGAINST, SEASON (Full Seasons Only)

2,265 - 2014-15

At Home: 1,035 - 2014-15

On Road: 1,091 - 2002-03

MOST SHOTS, GAME

48 - 3x, last, 12/27/18 in 5-2 loss at CHI

At Home: 48 - 10/9/14 in 5-0 win vs. COL

On Road: 48 - 2x, last, 12/27/18 in 5-2 loss at CHI

MOST SHOTS AGAINST, GAME

57 - 10/13/18 in 5-4 OT loss vs. CAR

At Home: 57 - 10/13/18 in 5-4 OT loss vs. CAR

On Road: 56 - 11/8/01 in 5-3 win at BOS

MOST SHOTS BY BOTH TEAMS, GAME

90 - 11/16/06 in 7-6 SO win at NSH (MIN-45, NSH-45)

At Home: 77 - 2/19/12 in 2-0 win vs. BOS (MIN-29, BOS-48)

On Road: 90 - 11/16/06 in 7-6 SO win at NSH (MIN-45, NSH-45)

FEWEST SHOTS, GAME

11 - 5x, last, 1/4/14 in 5-3 win vs. WSH

At Home: 11 - 2x, last, 1/4/14 in 5-3 win vs. WSH

On Road: 11 - 3x, last, 1/23/04 in 6-2 loss at ANA

FEWEST SHOTS AGAINST, GAME

13 - 1/18/03 in 1-0 loss vs. ANA

At Home: 13 - 1/18/03 in 1-0 loss vs. ANA

On Road: 14 - 3x, last, 10/15/13 in 4-1 loss at TOR

FEWEST SHOTS BY BOTH TEAMS, GAME

32 - 2/15/04 in 2-1 loss vs. CGY (MIN-16, CGY-16)

At Home: 32 - 2/15/04 in 2-1 loss vs. CGY (MIN-16, CGY-16)

On Road: 35 - 10/10/11 in 2-1 loss at NYI (MIN-21, STL-14)

MOST SHOTS, PERIOD

24 - 2x, last, 2/6/16 in 2nd of 4-1 loss at STL

At Home: 24 - 2/3/15 in 2nd of 3-0 win vs. CHI

On Road: 24 - 2/6/16 in 2nd of 4-1 loss at STL

MOST SHOTS AGAINST, PERIOD

25 - 2x, last, 1/22/11 in 2nd of 4-3 loss at SJ

At Home: 22 - 2/19/12 in 3rd of 2-0 win vs. BOS

On Road: 25 - 2x, last, 1/22/11 in 2nd of 4-3 loss at SJ

MOST SHOTS BY BOTH TEAMS, PERIOD

41 - 11/19/16 in 1st of 3-2 loss vs. COL (MIN-21, COL-20)

At Home: 41 - 11/19/16 in 1st of 3-2 loss vs. COL (MIN-21, COL-20)

On Road: 36 - 2x, last, 2/27/03 in 2nd of 6-3 win at MTL (MIN-21, MTL-15)

FEWEST SHOTS, PERIOD

0 - 2x, last, 1/10/19 in 3rd of 3-2 loss vs. WPG

At Home: 0 - 1/10/19 in 3rd of 3-2 loss vs. WPG

On Road: 0 - 11/08/01 in 3rd of 5-3 win at BOS

FEWEST SHOTS AGAINST, PERIOD

0 - 3x, last, 3/3/13 in 2nd of 4-2 win at EDM

At Home: 0 - 2x, last, 3/31/09 in 3rd of 2-1 OT loss vs. VAN

On Road: 0 - 3/3/13 in 2nd of 4-2 win at EDM

FEWEST SHOTS BY BOTH TEAMS, PERIOD

4 - 10/18/05 in 3rd of 2-1 loss at ARI (MIN 2, ARI 2)

At Home: 6 - 3/14/01 in 3rd of 1-0 loss vs. STL (MIN-5, STL-1)

On Road: 4 - 10/18/05 in 3rd of 2-1 loss at ARI (MIN 2, ARI 2)

FASTEST GOALS

FASTEST GOAL FROM START OF GAME

0:10 - 2x, last, Jason Zucker, 4/6/17 in 4-3 win at COL

At Home: 0:12 - 2x, last, Nino Niederreiter, 11/14/17 in 3-0 win vs. PHI

On Road: 0:10 - 2x, last, Jason Zucker, 4/6/17 in 4-3 win at COL

RECORD BOOK



TEAM RECORDS

FASTEST GOAL AGAINST FROM START OF GAME

0:07 - Mitchell Marner, 1/3/19 in 4-3 win at TOR

At Home: 0:24 - Todd Bertuzzi, 1/12/19 in 5-2 loss vs. DET

On Road: 0:07 - Mitchell Marner, 1/3/19 in 4-3 win at TOR

FASTEST GOAL FROM START OF 2ND PERIOD:

0:09 - Brian Rolston, 11/30/07 in 3-2 OT win vs. STL

At Home: 0:09 - Brian Rolston, 11/30/07 in 3-2 OT win vs. STL

On Road: 0:12 - 3x, last, Marcus Foligno, 3/7/20 in 7-3 loss at LA

FASTEST GOAL AGAINST FROM START OF 2ND PERIOD

0:11 - Brad Richards, 10/25/03 in 3-2 loss at TB

At Home: 0:15 - Alex Pietrangolo, 2/27/18 in 8-3 win vs. STL

On Road: 0:11 - Brad Richards, 10/25/03 in 3-2 loss at TB

FASTEST GOAL FROM START OF 3RD PERIOD

0:08 - Jason Zucker, 1/16/14 in 4-1 win vs. EDM

At Home: 0:08 - Jason Zucker, 1/16/14 in 4-1 win vs. EDM

On Road: 0:21 - Ryan Suter, 3/20/14 in 4-3 OT loss at NJ

FASTEST GOAL AGAINST FROM START OF 3RD PERIOD

0:07 - Trent Klatt, 11/26/00 in 4-2 win vs. VAN

At Home: 0:07 - Trent Klatt, 11/26/00 in 4-2 win vs. VAN

On Road: 0:09 - Patrick Marleau, 10/10/09 in 4-2 loss at SJ

FASTEST GOAL FROM START OF OVERTIME

0:12 - Mikael Granlund, 2/27/17 in 5-4 OT win vs. LA

At Home: 0:12 - Mikael Granlund, 2/27/17 in 5-4 OT win vs. LA

On Road: 0:22 - Matt Dumba, 3/17/15 in 3-2 OT win at NSH

FASTEST GOAL AGAINST FROM START OF OVERTIME

0:21 - Oleg Tverdovsky, 12/8/00 in 1-0 OT loss vs. ANA

At Home: 0:21 - Oleg Tverdovsky, 12/8/00 in 1-0 OT loss vs. ANA

On Road: 0:23 - Dustin Brown, 4/5/18 in 5-4 OT loss at LA

LATEST OVERTIME GOAL

4:55 - Marian Gaborik, 2/17/08 in 5-4 OT win vs. NSH

At Home: 4:55 - Marian Gaborik, 2/17/08 in 5-4 OT win vs. NSH

On Road: 4:46 - Mikko Koivu, 3/5/09 in 4-3 OT win at SJ

LATEST OVERTIME GOAL AGAINST

4:55 - Mathieu Perreault, 10/5/13 in 4-3 OT loss vs. ANA

At Home: 4:55 - Mathieu Perreault, 10/5/13 in 4-3 OT loss vs. ANA

On Road: 4:39 - Sami Salo, 10/22/11 in 3-2 OT loss at VAN

FASTEST TWO GOALS, INDIVIDUAL

0:16 - Pierre-Marc Bouchard, 2/10/06, @18:51 & 19:07 in 1st of 6-3 win at EDM

At Home: 0:40 - Charlie Coyle, 1/11/14, @ 14:19 & 14:59 in 2nd of 4-2 loss vs. COL

On Road: 0:16 - Pierre-Marc Bouchard, 2/10/06, @18:51 & 19:07 in 1st of 6-3 win at EDM

FASTEST TWO GOALS AGAINST, INDIVIDUAL

0:20 - Stu Barnes, 10/19/03, @ 8:16 & 8:36 in 2nd of 3-1 loss at DAL

At Home: 0:42 - Brock Nelson, 12/29/17, @ 0:55 & 1:37 in 3rd of 6-4 win vs. NYI

On Road: 0:20 - Stu Barnes, 10/19/03, @ 8:16 & 8:36 in 2nd of 3-1 loss at DAL

FASTEST TWO GOALS, TEAM

0:03 - Jim Dowd & Richard Park, 1/21/04, @ 19:44 & 19:47 in 3rd of 4-2 win vs. CHI

At Home: 0:03 - Jim Dowd & Richard Park, 1/21/04, @ 19:44 & 19:47 in 3rd of 4-2 win vs. CHI

On Road: 0:11 - Mattias Weinhandl & Wes Walz, 4/15/06, @ 7:37 & 7:48 in 3rd of 4-3 OT loss at DAL

FASTEST TWO GOALS AGAINST, TEAM

0:10 - 2x, last, Filip Forsberg & Kevin Fiala, 4/1/17 @ 17:21 & 17:31 in 2nd of 3-0 loss at NSH

At Home: 0:10 - Scott Mellanby & Sergei Varlamov, 12/02/01 @ 6:42 & 6:52 in 2nd of 4-4 OT tie vs. STL

On Road: 0:10 - Filip Forsberg & Kevin Fiala, 4/1/17 @ 17:21 & 17:31 in 2nd of 3-0 loss at NSH

FASTEST TWO GOALS, BOTH TEAMS

0:02 - Nick Foligno (CBJ) & Mikael Granlund (MIN), 1/5/16, @ 19:44 & 19:46 in 3rd of 4-2 win at CBJ

At Home: 0:08 - Matt Dumba (MIN) & Vernon Fiddler (DAL), 11/1/14, @ 13:14 & 13:22 in 2nd of 4-1 win vs. DAL

On Road: 0:02 - Nick Foligno (CBJ) & Mikael Granlund (MIN), 1/5/16, @ 19:44 & 19:46 in 3rd of 4-2 win at CBJ

FASTEST THREE GOALS, INDIVIDUAL

11:12 - Zach Parise, 3/24/16 @ 5:21, 6:07 & 16:33 in 1st of 6-2 win vs. CGY

At Home: 11:12 - Zach Parise, 3/24/16 @ 5:21, 6:07 & 16:33 in 1st of 6-2 win vs. CGY

On Road: 17:08 - Guillaume Latendresse, 1/16/10 @ 17:35 of 2nd, 10:36 & 14:43 in 3rd of 6-4 loss @ ARI

FASTEST THREE GOALS AGAINST, INDIVIDUAL

10:39 - Max Pacioretty (MTL), 11/19/13, @ 2:57, 10:06 & 13:36 of 2nd of 6-2 loss at MTL

At Home: 12:41 - Alex Ovechkin (WSH), 2/11/16, @ 2:14, 5:21 & 14:55 of 2nd in 4-3 loss vs. WSH

On Road: 10:39 - Max Pacioretty (MTL), 11/19/13, @ 2:57, 10:06 & 13:36 of 2nd of 6-2 loss at MTL

FASTEST THREE GOALS, TEAM

0:59 - Cal Clutterbuck, Chad Rau and Kyle Brodziak, 1/21/12, @ 13:37, 13:51 & 14:36 of 2nd of 5-2 win vs. DAL

At Home: 0:59 - Cal Clutterbuck, Chad Rau and Kyle Brodziak, 1/21/12, @ 13:37, 13:51 & 14:36 of 2nd of 5-2 win vs. DAL

On Road: 1:41 - Andrei Zyuzin, Wes Walz and Matt Johnson, 3/25/04, @ 7:27, 7:47 & 9:08 of 1st of 8-2 win at CHI



RECORD BOOK



TEAM RECORDS

FASTEST THREE GOALS AGAINST, TEAM

1:08 - Todd Bertuzzi, Trevor Letowski & Ed Jovanovski, 11/02/02 @ 9:24, 9:51 & 10:32 of 1st of 4-2 loss vs. VAN

At Home:

1:08 - Todd Bertuzzi, Trevor Letowski & Ed Jovanovski, 11/02/02 @ 9:24, 9:51 & 10:32 of 1st of 4-2 loss vs. VAN

On Road:

1:13 - Dustin Brown (2x) & Gabriel Valardi, 3/7/20 @ 17:47, 18:46 & 19:00 of 3rd of 7-3 loss at LA

FASTEST THREE GOALS, BOTH TEAMS

0:17 - Ryan Carter and Nino Niederreiter (MIN), Zemgus Girgensons (BUF), 11/13/14, @ 6:07, 6:14, & 6:24 of 1st of 6-3 win vs. BUF

At Home:

0:17 - Ryan Carter and Nino Niederreiter (MIN), Zemgus Girgensons (BUF), 11/13/14, @ 6:07, 6:14, & 6:24 of 1st of 6-3 win vs. BUF

On Road:

0:35 - Ales Kotalik and Stu Barnes (BUF), Antti Laaksonen (MIN), 12/28/02, @ 18:29, 18:46, & 19:04 of 3rd of 4-3 win at BUF

FASTEST FOUR GOALS, TEAM

5:07 - Zach Parise, Nino Niederreiter, Thomas Vanek and Zach Parise, 10/8/15, @ 5:07, 7:05, 9:18 & 10:14 of 3rd of 5-4 win at COL

At Home:

5:20 - Andrew Brunette, Alexandre Daigle, Filip Kuba and Antti Laaksonen, 1/16/04, @ 8:33, 12:00, 12:30 & 13:53 of 3rd of 4-2 win vs. PIT

On Road:

5:07 - Zach Parise, Nino Niederreiter, Thomas Vanek and Zach Parise, 10/8/15, @ 5:07, 7:05, 9:18 & 10:14 of 3rd of 5-4 win at COL

FASTEST FOUR GOALS AGAINST, TEAM

2:36 - Ladislav Nagy, Landon Wilson, Denis Pederson and Daymond Langkow, 4/12/02 @ 11:23, 11:42, 13:16 & 13:59 of 2nd of 7-1 loss at ARI

At Home:

10:17 - Brandon Yip, Patric Hornqvist and Mike Fisher (2), 1/31/12 @ 9:22, 16:39, 17:00 & 19:39 of 3rd in 5-4 loss vs. NSH

On Road:

2:36 - Ladislav Nagy, Landon Wilson, Denis Pederson & Daymond Langkow, 4/12/02 @ 11:23, 11:42, 13:16 & 13:59 of 2nd of 7-1 loss at ARI

FASTEST FOUR GOALS, BOTH TEAMS

1:03 - Patrick Marleau, 2x (SJ) & Martin Hanzal, Charlie Coyle (MIN), 3/21/17 @ 17:57, 18:30, 18:45 & 19:00 in 2nd of 3-2 win vs. SJ

At Home:

1:03 - Patrick Marleau, 2x (SJ) & Martin Hanzal, Charlie Coyle (MIN), 3/21/17 @ 17:57, 18:30, 18:45 & 19:00 in 2nd of 3-2 win vs. SJ

On Road:

2:47 - Cliff Ronning, Marian Gaborik, Antti Laaksonen (MIN) & Jaroslav Modry (LA), 11/04/02 @ 17:07, 18:21, 18:51 & 19:54 of 3rd of 5-2 win at LA

INDIVIDUAL RECORDS

GAMES PLAYED

MOST GAMES PLAYED, CAREER

1,028 - Mikko Koivu, 2005-20

By Left Wing

513 - Zach Parise, 2012-20

By Center

1,028 - Mikko Koivu 2005-20

By Right Wing

565 - Pierre-Marc Bouchard, 2002-13

By Defenseman

743 - Nick Schultz, 2001-12

MOST CONSECUTIVE GAMES PLAYED

316 - Charlie Coyle, 2013-18

MOST GAMES PLAYED, SEASON

82 - Marcus Foligno, 2018-19
- Mikko Koivu, 2017-18; 2015-16; 2006-07
- Eric Staal, 2017-18; 2016-17
- Jason Zucker, 2017-18
- Charlie Coyle, 2016-17; 2015-16; 2014-15
- Nino Niederreiter, 2016-17; 2015-16
- Mikael Granlund, 2015-16
- Jason Pominville 2014-15, 2013-14
- Kyle Brodziak, 2013-14; 2011-12; 2009-10
- Matt Cooke, 2013-14
- Dany Heatley, 2011-12
- Darroll Powe, 2011-12
- Eric Nystrom, 2010-11
- Greg Zanon, 2010-11
- Andrew Brunette, 2010-11; 2009-10; 2003-04; 2002-03
- Antti Miettinen, 2008-09
- James Sheppard, 2008-09
- Brent Burns, 2007-08
- Pierre-Marc Bouchard, 2006-07
- Branko Radivojevic, 2006-07
- Nick Schultz, 2006-07
- Wes Walz, 2005-06; 2000-01
- Brian Rolston, 2005-06
- Antti Laaksonen, 2002-03; 2001-02; 2000-01
- Jim Dowd, 2001-02

By Defenseman

82 - Jonas Brodin, 2018-19
- Jared Spurgeon, 2018-19
- Ryan Suter, 2018-19; 2016-17; 2015-16; 2013-14
- Matt Dumba, 2017-18
- Greg Zanon, 2010-11
- Brent Burns, 2007-08
- Nick Schultz, 2006-07

By Rookie

81 - Jordan Greenway, 2018-19

GOALS

MOST GOALS, CAREER

219 - Marian Gaborik, 2000-09

By Left Wing

192 - Zach Parise, 2012-20

By Center

205 - Mikko Koivu, 2005-20

By Right Wing

219 - Marian Gaborik, 2000-09

By Defenseman

82 - Jared Spurgeon, 2010-20

INDIVIDUAL RECORDS

MOST GOALS, SEASON

42 - Eric Staal, 2017-18
- Marian Gaborik, 2007-08

By Left Wing

34 - Brian Rolston, 2005-06

By Center

42 - Eric Staal, 2017-18

By Right Wing

42 - Marian Gaborik, 2007-08

By Defenseman

17 - Brent Burns, 2010-11

By Rookie

18 - Marian Gaborik, 2000-01

MOST GOALS, GAME

5 - Marian Gaborik, 12/20/07 vs. NYR

By Defenseman

3 - 2x, last, Jared Spurgeon, 2/21/20 at EDM

By Rookie

3 - Justin Fontaine, 1/9/14 at ARI

By Rookie in his NHL debut

1 - 8x, last, Gerald Mayhew, 10/15/19 at TOR

MOST GOALS AGAINST, GAME

4 - Dustin Brown, 4/5/18 at LA

MOST GOALS, PERIOD

3 - 2x, last, Jason Zucker, 11/9/17 at MTL (3rd)

MOST GOALS AGAINST, PERIOD

3 - 4x, last, Dustin Brown, 3/7/20 at LA (3rd)

MOST GOALS AT HOME, SEASON

28 - Marian Gaborik, 2007-08

By Defenseman

10 - Brent Burns, 2007-08

By Rookie

9 - 3x, last, Cal Clutterbuck, 2008-09

MOST GOALS ON ROAD, SEASON

22 - Marian Gaborik, 2002-03

By Defenseman

11 - Brent Burns, 2010-11

By Rookie

11 - Marian Gaborik, 2000-01

MOST POWER-PLAY GOALS, CAREER

69 - Zach Parise, 2012-20

By Defenseman

29 - Jared Spurgeon, 2010-20

MOST POWER-PLAY GOALS, SEASON

15 - Brian Rolston, 2005-06

By Defenseman

10 - Marek Zidlicky, 2008-09

By Rookie

6 - 2x, last, Kurtis Foster, 2005-06

MOST POWER-PLAY GOALS, GAME

2 - 37x, last, Kevin Fiala, 3/8/20 at ANA

MOST POWER-PLAY GOALS AGAINST, GAME

3 - Alex Ovechkin, 3/28/17 vs. WSH

MOST POWER-PLAY GOALS, PERIOD

2 - 12x, last, Ryan Suter, 1/4/14 vs. WSH (2nd)

MOST POWER-PLAY GOALS AGAINST, PERIOD

2 - 5x, last, Alex Ovechkin, 3/28/17 vs. WSH (2nd)

MOST SHORT-HANDED GOALS, CAREER

14 - Wes Walz, 2000-07

MOST SHORT-HANDED GOALS, SEASON

7 - Wes Walz, 2000-01

MOST SHORT-HANDED GOALS, GAME

1 - Several times, last, Luke Kunin, 1/20/20 vs. FLA

MOST SHORT-HANDED GOALS AGAINST, GAME

1 - Several times, last, Blake Lizotte, 3/7/20 at LA

MOST SHORT-HANDED GOALS, PERIOD

1 - Several times, last, Luke Kunin, 1/20/20 vs. FLA (2nd)

MOST SHORT-HANDED GOALS AGAINST, PERIOD

1 - Several times, last, Blake Lizotte, 3/7/20 at LA (2nd)

MOST GAME-WINNING GOALS, CAREER

43 - Marian Gaborik, 2000-09

By Defenseman

15 - Jared Spurgeon, 2010-20

MOST GAME-WINNING GOALS, SEASON

8 - 4x, last, Eric Staal, 2016-17

By Defenseman

4 - 3x, last, Matt Dumba, 2017-18

MOST OVERTIME GOALS, CAREER

5 - 3x, Brent Burns, 2003-11; Matt Dumba, 2013-20; Mikko Koivu, 2005-20

By Defenseman

5 - 2x, Brent Burns, 2003-11; Matt Dumba 2013-20

MOST OVERTIME GOALS, SEASON

3 - Marian Gaborik, 2007-08

By Defenseman

2 - 3x, last, Matt Dumba, 2017-18

FEWEST GAMES TO 20 GOALS

33 - Marian Gaborik, 2002-03

LONGEST GOAL-SCORING STREAK

6 - Nino Niederreiter (7g), 11/14-11/24/17
- Brian Rolston (6g), 1/21-2/5/08

ASSISTS

MOST ASSISTS, CAREER

504 - Mikko Koivu, 2005-20

By Left Wing

202 - Andrew Brunette, 2001-04; 2008-11

By Center

504 - Mikko Koivu, 2005-20

By Right Wing

241 - Pierre-Marc Bouchard, 2002-13

By Defenseman

298 - Ryan Suter, 2012-20

By Goaltender

7 - Devan Dubnyk, 2014-20

MOST ASSISTS, SEASON

50 - Pierre-Marc Bouchard, 2007-08

By Left Wing

48 - Andrew Brunette, 2001-02

By Center

49 - Mikko Koivu, 2009-10

By Right Wing

50 - Pierre-Marc Bouchard, 2007-08

By Defenseman

45 - Ryan Suter, 2017-18

By Goaltender

3 - Devan Dubnyk, 2017-18
- Manny Fernandez, 2005-06

By Rookie

21 - Filip Kuba, 2000-01

MOST ASSISTS, GAME

4 - 7x, last, Jason Zucker, 2/27/18 vs. STL

By Defenseman

3 - 17x, last, Ryan Suter, 12/15/19 at CHI

By Rookie

3 - 4x, last, Joel Eriksson Ek, 10/25/16 at BOS

By Rookie in NHL debut

2 - Louie Belpedio, 4/7/18 at SJ

By Goaltender

1 - 25x, last, Alex Stalock, 1/9/20 at CGY



RECORD BOOK

INDIVIDUAL RECORDS

MOST ASSISTS BY OPPONENT, GAME

5 - Aleksander Barkov, 3/8/19 at FLA

MOST ASSISTS, PERIOD

3 - 4x, last, Charlie Coyle, 12/23/16 at NYR (2nd)

MOST ASSISTS BY OPPONENT, PERIOD

4 - Morgan Rielly, 10/15/19 at TOR (2nd)

MOST ASSISTS AT HOME, SEASON

34 - Mikko Koivu, 2009-10

By Defenseman

28 - Ryan Suter, 2018-19

By Rookie

13 - Marian Gaborik, 2000-01

MOST ASSISTS ON ROAD, SEASON

28 - Pierre-Marc Bouchard, 2007-08

By Defenseman

24 - Ryan Suter, 2015-16

By Rookie

11 - Nick Johnson, 2011-12

MOST POWER-PLAY ASSISTS, CAREER

191 - Mikko Koivu, 2005-20

By Defenseman

112 - Ryan Suter, 2012-20

MOST POWER-PLAY ASSISTS, SEASON

24 - Pierre-Marc Bouchard, 2005-06

By Defenseman

22 - Ryan Suter, 2017-18

By Rookie

12 - Kurtis Foster, 2005-06

LONGEST ASSIST STREAK

8 - Jim Dowd (9a), 2/27-3/17/02

POINTS

MOST POINTS, CAREER

709 - Mikko Koivu (205g-504a), 2005-20

By Left Wing

382 - Zach Parise (192g-190a), 2012-20

By Center

709 - Mikko Koivu (205g-504a), 2005-20

By Right Wing

437 - Marian Gaborik (219g-218a), 2000-09

By Defenseman

350 - Ryan Suter (52g-298a), 2012-20

By Goaltender

7 - Devan Dubnyk, (7a), 2014-20

MOST POINTS, SEASON

83 - Marian Gaborik (42g-41a), 2007-08

By Left Wing

79 - Brian Rolston (34g-45a), 2005-06

By Center

76 - Eric Staal (42g-34a), 2017-18

By Right Wing

83 - Marian Gaborik (42g-41a), 2007-08

By Defenseman

51 - Ryan Suter (8g-43a), 2015-16; (6g-45a), 2017-18

By Goaltender

3 - Devan Dubnyk (3a), 2017-18
- Manny Fernandez (3a), 2005-06

By Rookie

36 - Marian Gaborik (18g-18a), 2000-01

MOST POINTS, GAME

6 - Marian Gaborik (2g-4a), 10/26/02 at ARI

- Marian Gaborik (5g-1a), 12/20/07 vs. NYR

By Defenseman

4 - Matt Dumba (1g-3a), 3/29/18 vs. DAL

By Rookie

3 - 8x, last, Nick Seeler (1g-2a), 11/3/18 at STL

By Rookie in his NHL debut

2 - Louie Belpedio (2a), 4/7/18 at SJ

By Goaltender

1 - 25x, last, Alex Stalock (1a), 1/9/20 at CGY

MOST POINTS BY OPPONENT, GAME

5 - 6x, last, Sebastian Aho (3g-2a), 12/7/19 at CAR

MOST POINTS, PERIOD

3 - 32x, last, Eric Staal (2g-1a), 10/22/19 vs. EDM (1st)

MOST POINTS AGAINST, PERIOD

4 - 2x, last, Morgan Rielly (4a), 10/15/19 at TOR (2nd)

MOST POINTS AT HOME, SEASON

51 - Marian Gaborik (28g-23a), 2007-08

By Defenseman

29 - Ryan Suter (1g-28a), 2018-19; Ryan Suter (3g-26a), 2017-18

By Rookie

20 - Marian Gaborik (7g-13a), 2000-01

MOST POINTS ON ROAD, SEASON

36 - 2x, last, Mikko Koivu (10g-26a), 2010-11

By Defenseman

27 - Ryan Suter (6g-21a), 2019-20

By Rookie

16 - Marian Gaborik (11g-5a), 2000-01

MOST POWER-PLAY POINTS, CAREER

251 - Mikko Koivu (60g-191a), 2005-20

By Defenseman

132 - Ryan Suter (20g-112a), 2012-20

MOST POWER-PLAY POINTS, SEASON

34 - Brian Rolston (13g-21a), 2006-07

By Defenseman

25 - Marek Zidlicky (10g-15a), 2008-09

By Rookie

18 - Kurtis Foster (6g-12a), 2005-06

MOST SHORT-HANDED POINTS, CAREER

25 - Mikko Koivu (10g-15a), 2005-20

MOST SHORT-HANDED POINTS, SEASON

9 - Wes Walz (7g-2a), 2000-01

LONGEST POINT STREAK

12 - Mikael Granlund (5g-12a), 1/12-2/4/17

By Defenseman

7 - Matt Dumba (5g-5a), 11/13-11/27/18; Ryan Suter (1g-8a), 2/26-3/10/13

MOST POINTS IN TWO CONSECUTIVE GAMES

7 - 4x, last, Jason Zucker (1g-6a), 2/25-2/27/18

MOST POINTS IN THREE CONSECUTIVE GAMES

10 - Eric Staal (6g-4a), 2/23-2/27/18

MOST POINTS IN FOUR CONSECUTIVE GAMES

11 - Eric Staal (7g-4a), 2/22-2/27/18

MOST MULTI-POINT GAMES, CAREER

153 - Mikko Koivu, 2005-20

By Left Wing

76 - Zach Parise, 2012-20

By Center

153 - Mikko Koivu, 2005-20

By Right Wing

114 - Marian Gaborik, 2000-09

By Defenseman

69 - Ryan Suter, 2012-20

RECORD BOOK



INDIVIDUAL RECORDS

MOST MULTI-POINT GAMES, SEASON

22 - Marian Gaborik, 2005-06

By Left Wing

20 - Brian Rolston, 2005-06

By Center

20 - Mikko Koivu, 2009-10

By Right Wing

22 - Marian Gaborik, 2005-06

By Defenseman

12 - Ryan Suter, 2018-19

By Rookie

9 - Kurtis Foster, 2005-06

SHOTS

MOST SHOTS, CAREER

2,270 - Mikko Koivu, 2005-20

By Defenseman

1,139 - Ryan Suter, 2012-20

MOST SHOTS, SEASON

305 - Brian Rolston, 2006-07

By Defenseman

188 - Ryan Suter, 2015-16

By Rookie

179 - Marian Gaborik, 2000-01

MOST SHOTS, GAME

11 - Zach Parise, 1/17/19 vs. ANA; Brian Rolston, 10/27/06 vs. ANA

By Defenseman

9 - Matt Dumba, 1/2/16 at TB

By Rookie

8 - Cal Clutterbuck, 4/7/09 vs. DAL

MOST SHOTS BY OPPONENT, GAME

12 - 3x, last, Patrick Kane, 1/15/17 at CHI

PENALTY MINUTES

MOST PENALTY MINUTES, CAREER

698 - Matt Johnson, 2000-04

By Defenseman

333 - Willie Mitchell, 2001-06

By Goaltender

36 - Devan Dubnyk, 2014-20; Manny Fernandez, 2000-07

MOST PENALTY MINUTES, SEASON

201 - Matt Johnson, 2002-03

By Defenseman

148 - Jason Marshall, 2001-02

By Goaltender

12 - Devan Dubnyk, 2017-18
- Manny Fernandez, 2006-07

By Rookie

158 - Derek Boogaard, 2005-06

MOST PENALTY MINUTES, GAME

39 - Stu Bickel, 1/3/15 at DAL

By Defenseman

39 - Stu Bickel, 1/3/15 at DAL

By Rookie

20 - Matt Kassian, 1/22/06 at CHI

By Goaltender

4 - 5x, last, Devan Dubnyk, 1/6/18 at COL

MOST PENALTY MINUTES BY OPPONENT, GAME

27 - Jody Shelley, 3/24/04 at Columbus

MOST PENALTY MINUTES, PERIOD

39 - Stu Bickel, 1/3/15 at DAL (2nd)

MOST PENALTY MINUTES, BY OPPONENT, PERIOD

27 - Jody Shelley, 3/24/04 at Columbus (2nd)

PLUS/MINUS

HIGHEST PLUS/MINUS, CAREER

+70 - Mikko Koivu, 2005-20

By Defenseman

+53 - Ryan Suter, 2012-20

HIGHEST PLUS/MINUS, SEASON

+34 - Ryan Suter & Jason Zucker, 2016-17

By Forward

+34 - Jason Zucker, 2016-17

By Rookie

+16 - Carson Soucy, 2019-20

HIGHEST PLUS/MINUS, GAME

+5 - 6x, last, Jared Spurgeon & Ryan Suter, 11/29/19 in 7-2 win vs. OTT

By Defenseman

+5 - 5x, last, Jared Spurgeon & Ryan Suter, 11/29/19 in 7-2 win vs. OTT

TIME ON ICE

MOST TIME ON ICE, CAREER

19,718 - Mikko Koivu, 2005-20

By Forward

19,718 - Mikko Koivu, 2005-20

MOST TIME ON ICE, SEASON

2,411 - Ryan Suter, 2013-14

By Forward

1,717 - Dany Heatley, 2011-12

MOST TIME ON ICE, GAME

36:51 - Ryan Suter, 11/7/13 vs. WSH

By Forward

28:07 - Brian Rolston, 12/7/06 vs. CGY

HIGHEST TIME ON ICE AVERAGE, CAREER (min. 50 games)

27:29 - Ryan Suter, 2012-20

By Forward

20:33 - Brian Rolston, 2005-08

HIGHEST TIME ON ICE AVERAGE, SEASON (min. 50 games)

29:25 - Ryan Suter, 2013-14

By Forward

21:29 - Mikko Koivu, 2008-09

REAL-TIME STATS

MOST HITS, SEASON

356 - Cal Clutterbuck, 2008-09

MOST HITS, GAME

12 - Cal Clutterbuck, 11/24/10 in 6-1 loss vs. PHI

MOST BLOCKED SHOTS, SEASON

212 - Greg Zanon, 2010-11

MOST BLOCKED SHOTS, GAME

9 - Jared Spurgeon, 10/11/14 in 3-0 win at COL



RECORD BOOK

ALL-TIME ATTENDANCE



INDIVIDUAL RECORDS

GOALTENDING

MOST GAMES PLAYED, CAREER
409 - Niklas Backstrom, 2006-16

MOST GAMES PLAYED, SEASON
71 - Niklas Backstrom, 2008-09

By Rookie
41 - Niklas Backstrom, 2006-07

MOST CONSECUTIVE GAMES PLAYED
38 - Devan Dubnyk, 1/15-4/7/15

MOST GAMES STARTED, CAREER
391 - Niklas Backstrom, 2006-16

MOST CONSECUTIVE STARTS
38 - Devan Dubnyk, 1/15-4/7/15

MOST MINUTES PLAYED, CAREER
23,248 - Niklas Backstrom, 2006-16

MOST MINUTES PLAYED, SEASON
4,088 - Niklas Backstrom, 2008-09

By Rookie
2,227 - Niklas Backstrom, 2006-07

MOST WINS, CAREER
194 - Niklas Backstrom, 2006-16

MOST WINS, SEASON
40 - Devan Dubnyk, 2016-17

By Rookie
23 - Niklas Backstrom, 2006-07

LONGEST WINNING STREAK
10 - Devan Dubnyk, 12/4-12/29/16

LONGEST POINT STREAK, CAREER
18 - Niklas Backstrom (13-0-5), 3/7/08-10/27/08

LONGEST POINT STREAK, SEASON
14 - Devan Dubnyk (12-0-2), 11/23-12/29/16

MOST LOSSES, CAREER
142 - Niklas Backstrom, 2006-16

MOST LOSSES, SEASON
28 - Devan Dubnyk, 2018-19

LONGEST LOSING STREAK
9 - Devan Dubnyk, 1/12-2/11/16

MOST TIES/OVERTIME LOSSES, CAREER
50 - Niklas Backstrom, 2006-16

MOST TIES/OVERTIME LOSSES, SEASON
11 - Dwayne Roloson, 2003-04

MOST GOALS ALLOWED, CAREER
962 - Niklas Backstrom, 2006-16

MOST GOALS ALLOWED, SEASON
163 - Devan Dubnyk, 2018-19

MOST GOALS ALLOWED, GAME
8 - Josh Harding, 12/26/07 at DAL

MOST GOALS ALLOWED, PERIOD
5 - 5x, last, Alex Stalock, 10/29/19 at DAL (3rd)

LOWEST GOALS-AGAINST AVERAGE, CAREER (min. 75 games)
2.28 - Dwayne Roloson, 2001-06

LOWEST GOALS-AGAINST AVERAGE, SEASON (min. 25 games)
1.66 - Josh Harding, 2013-14

By Rookie
1.16 - Josh Harding, 2006-07 (7 games)

HIGHEST SAVE PERCENTAGE, CAREER (min. 75 games)
.919 - Dwayne Roloson, 2001-06

HIGHEST SAVE PERCENTAGE, SEASON (min. 25 games)
.936 - Devan Dubnyk, 2014-15

By Rookie
.960 - Josh Harding, 2006-07 (7 games)

HIGHEST WINNING PERCENTAGE, CAREER (min. 25 games)
.601 - Devan Dubnyk, 2014-20

MOST SHUTOUTS, CAREER
28 - Niklas Backstrom 2006-16

MOST SHUTOUTS, SEASON
8 - Niklas Backstrom, 2008-09

By Rookie
2 - Darcy Kuemper, 2013-14
LONGEST SHUTOUT STREAK
195:54 - Devan Dubnyk, 11/8-11/16/17 (5 games)

LONGEST HOME SHUTOUT STREAK
142:47 - Niklas Backstrom, 4/3-4/7/07 (3 games)

LONGEST ROAD SHUTOUT STREAK
170:23 - Devan Dubnyk, 10/25-11/5/16 (3 games)

MOST SHOTS FACED, CAREER
11,283 - Niklas Backstrom, 2006-16

MOST SHOTS FACED, SEASON
2,059 - Niklas Backstrom, 2008-09

MOST SHOTS FACED, GAME
57 - Devan Dubnyk, 10/13/18 vs. CAR

MOST SAVES, CAREER
10,321 - Niklas Backstrom, 2006-16

MOST SAVES, SEASON
1,900 - Niklas Backstrom, 2008-09

MOST SAVES, GAME
53 - Dwayne Roloson, 11/8/01 at BOS

MOST SAVES AGAINST, GAME
46 - Collin Delia, 12/27/18 at CHI

MOST SAVES, PERIOD
24 - Devan Dubnyk, 10/19/18 at DAL (2nd)

MOST SAVES AGAINST, PERIOD
23 - Brian Elliot, 2/6/16 at STL (2nd)
- Corey Crawford, 2/3/15 vs. CHI (2nd)

ALL-TIME REGULAR SEASON ATTENDANCE

SEASON	GAMES	ATT	AVG	SELLOUTS
2000-01	41	751,472	18,239	41
2001-02	41	756,596	18,453	41
2002-03	41	758,536	18,501	41
2003-04	41	759,776	18,531	41
2005-06	41	761,614	18,575	41
2006-07	41	760,280	18,543	41
2007-08	41	761,288	18,568	41
2008-09	41	761,288	18,568	41
2009-10	41	755,055	18,416	41
2010-11	40	720,508	18,013	25
2011-12	41	728,683	17,772	16
2012-13	24	451,075	18,795	22
2013-14	41	758,729	18,506	34
2014-15	41	779,974	19,023	41
2015-16	40	762,481	19,062	40
2016-17	41	781,879	19,070	41
2017-18	41	780,501	19,037	41
2018-19	41	775,216	18,907	41
2019-20	35	611,342	17,467	6
TOTALS	754	13,976,293	18,536	676

NOTES

The Wild sold out 230 consecutive regular season home games from Dec. 5, 2013 to Oct. 12, 2019 and has sold out all 34 playoff games in franchise history. Minnesota sold out every regular season game played at Xcel Energy Center in 2018-19, including 18 home games with over 19,000 fans. Regular-season attendance has topped 750,000 in 15 of the team's 19 seasons. Minnesota sold out its 600th game in franchise history (including preseason and playoffs) on April 9, 2016. The Wild sold out the first 409 games in team history, including 369 regular season games, 27 preseason contests and 13 playoff games. The club's sellout streak of 409 games was the third-longest recorded sellout streak in NHL history behind Colorado (487) and Detroit (452). The official capacity of Xcel Energy Center for Minnesota Wild games is 17,954. The largest crowd ever to see a Wild game at Xcel Energy Center is 19,416 on May 16, 2014, in Game Three of the Western Conference Semifinal Series against the Chicago Blackhawks. During the 2000-01 campaign, Minnesota set an NHL expansion team attendance record when it drew 751,472 fans in 41 regular season home dates.



YEAR-BY-YEAR RESULTS

YEAR-BY-YEAR RESULTS

SEASON	RECORD	PTS	DIV/CONF RANK	HEAD COACH	ATTENDANCE	NOTES
2000-01	25-39-18	68	5th/14th	Jacques Lemaire	751,472	Inaugural season
2001-02	26-35-21	73	5th/12th	Jacques Lemaire	756,596	
2002-03	42-29-11	95	3rd/6th	Jacques Lemaire	758,536	Western Conference Finals
2003-04	30-29-23	83	5th/10th	Jacques Lemaire	759,776	
2004-05	– NHL SEASON CANCELLED DUE TO WORK STOPPAGE –					
2005-06	38-36-8	84	5th/11th	Jacques Lemaire	761,614	
2006-07	48-26-8	104	2nd/7th	Jacques Lemaire	760,280	Western Conference Quarterfinals
2007-08	44-28-10	98	1st/3rd	Jacques Lemaire	761,288	First-Ever Division Championship
2008-09	40-33-9	89	3rd/9th	Jacques Lemaire	761,288	
2009-10	38-36-8	84	4th/13th	Todd Richards	755,055	400th consecutive sellout (3/7/10)
2010-11	39-35-8	86	3rd/12th	Todd Richards	720,508	
2011-12	35-36-11	81	4rd/12th	Mike Yeo	728,683	
2012-13	26-19-3	55	2nd/8th	Mike Yeo	451,075	Western Conference Quarterfinals
2013-14	43-27-12	98	4th/7th	Mike Yeo	758,729	Western Conference Semifinals
2014-15	46-28-8	100	4th/6th	Mike Yeo	779,974	Western Conference Semifinals
2015-16	38-33-11	87	5th/8th	Mike Yeo/John Torchetti	762,481	Western Conference Quarterfinals
2016-17	49-25-8	106	2nd/2nd	Bruce Boudreau	781,879	Western Conference Quarterfinals
2017-18	45-26-11	101	3rd/4th	Bruce Boudreau	780,501	Western Conference Quarterfinals
2018-19	37-36-9	83	7th/11th	Bruce Boudreau	775,216	
2019-20	35-27-7	77	6th/10th	Bruce Boudreau/Dean Evason	611,342	Western Conference Qualifiers

YEAR-BY-YEAR OFFENSIVE LEADERS

SEASON	GOALS	ASSISTS	POINTS	PIM
2000-01	M. Gaborik, D. Hendrickson W. Walz, 18	L. Sekeras, 23	M. Gaborik, 36	M. Johnson, 137
2001-02	M. Gaborik, 30	A. Brunette, 48	A. Brunette, 69	M. Johnson, 183
2002-03	M. Gaborik, 30	M. Gaborik, 35	M. Gaborik, 65	M. Johnson, 201
2003-04	A. Daigle, 20	A. Daigle, 31	A. Daigle, 51	M. Johnson, 177
2004-05	– NHL SEASON CANCELLED DUE TO WORK STOPPAGE –			
2005-06	M. Gaborik, 38	B. Rolston, 45	B. Rolston, 79	D. Boogaard, 158
2006-07	B. Rolston, 31	P. Demitra, 39	P. Demitra, B. Rolston, 64	D. Boogaard, 120
2007-08	M. Gaborik, 42	P. Bouchard, 50	M. Gaborik, 83	A. Voros, 142
2008-09	O. Nolan, 25	M. Koivu, 47	M. Koivu, 67	D. Boogaard, 87
2009-10	A. Brunette, G. Latendresse, 25	M. Koivu, 49	M. Koivu, 71	D. Boogaard, 105
2010-11	M. Havlat, 22	M. Koivu, 45	M. Havlat, M. Koivu, 62	B. Staubitz, 173
2011-12	D. Heatley, 24	M. Koivu, 32	D. Heatley, 53	C. Clutterbuck, 103
2012-13	Z. Parise, 18	R. Suter, 28	Z. Parise, 38	Z. Konopka, 117
2013-14	J. Pominville, 30	M. Koivu, 43	J. Pominville, 60	C. Stoner, 84
2014-15	Z. Parise, 33	J. Pominville, R. Suter, 36	Z. Parise, 62	M. Scandella, 56
2015-16	Z. Parise, 25	R. Suter, 43	M. Koivu, 56	R. Carter, 48
2016-17	E. Staal, 28	M. Granlund, 43	M. Granlund, 69	C. Stewart, 94
2017-18	E. Staal, 42	M. Granlund, 46	E. Staal, 76	M. Foligno, 72
2018-19	Z. Parise, 28	R. Suter, 40	Z. Parise, 61	N. Seeler, 64
2019-20	Z. Parise, 25	R. Suter, 40	K. Fiala, 54	R. Hartman, 69

YEAR-BY-YEAR RESULTS



YEAR-BY-YEAR GOALTENDING LEADERS

SEASON	WINS	GOALS AGAINST AVG.	SAVE PERCENTAGE	SHUTOUTS
2000-01	M. Fernandez, 19	M. Fernandez, 2.24	M. Fernandez, .920	M. Fernandez, 4
2001-02	D. Roloson, 14	D. Roloson, 2.68	D. Roloson, .901	D. Roloson, 5
2002-03	D. Roloson, 23	D. Roloson, 2.00	D. Roloson, .927	D. Roloson, 4
2003-04	D. Roloson, 19	D. Roloson, 1.88	D. Roloson, .933	D. Roloson, 5
2004-05	– NHL SEASON CANCELLED DUE TO WORK STOPPAGE –			
2005-06	M. Fernandez, 30	M. Fernandez, 2.29	M. Fernandez, .919	M. Fernandez, J. Harding, D. Roloson, 1
2006-07	N. Backstrom, 23	N. Backstrom, 1.97*	N. Backstrom, .929*	N. Backstrom, 5
2007-08	N. Backstrom, 33	N. Backstrom, 2.31	N. Backstrom, .920	N. Backstrom, 4
2008-09	N. Backstrom, 37	N. Backstrom, 2.33	N. Backstrom, .923	N. Backstrom, 8
2009-10	N. Backstrom, 26	N. Backstrom, 2.72	N. Backstrom, .903	N. Backstrom, 2
2010-11	N. Backstrom, 22	N. Backstrom, 2.66	N. Backstrom, J. Theodore, .916	N. Backstrom, 3
2011-12	N. Backstrom, 19	N. Backstrom, 2.43	N. Backstrom, .919	N. Backstrom, 4
2012-13	N. Backstrom, 26	N. Backstrom, 2.48	N. Backstrom, .909	N. Backstrom, 2
2013-14	J. Harding, 18	J. Harding, 1.65*	J. Harding, .933*	J. Harding/I. Bryzgalov, 3
2014-15	D. Dubnyk, 27	D. Dubnyk, 1.78	D. Dubnyk, .936	D. Dubnyk, 5
2015-16	D. Dubnyk, 32	D. Dubnyk, 2.33	D. Dubnyk, .918	D. Dubnyk, 5
2016-17	D. Dubnyk, 40	D. Dubnyk, 2.25	D. Dubnyk, .923	D. Dubnyk, 5
2017-18	D. Dubnyk, 35	D. Dubnyk, 2.52	D. Dubnyk, .918	D. Dubnyk, 5
2018-19	D. Dubnyk, 31	D. Dubnyk, 2.54	D. Dubnyk, .913	D. Dubnyk, 2
2019-20	A. Stalock, 20	A. Stalock, 2.67	A. Stalock, .910	A. Stalock, 4



TEAM RECORDS

TOP OVERALL RECORDS

WINS	POINTS
49.....2016-17	106.....2016-17
48.....2006-07	104.....2006-07
46.....2014-15	101.....2017-18
45.....2017-18	100.....2014-15
44.....2007-08	98.....Two Times

TOP HOME RECORDS

WINS	POINTS
29.....2006-07	63.....2006-07
27.....2017-18	62.....2017-18
27.....2016-17	57.....2013-14
26.....2013-14	56.....2016-17
25.....Three Times	55.....2007-08

TOP AWAY RECORDS

WINS	POINTS
24.....2014-15	50.....2016-17
22.....2016-17	50.....2014-15
21.....2018-19	44.....2018-19
20.....2010-11	43.....2010-11
19.....Two Times	43.....2007-08

TOP OVERTIME/SHOOTOUT RECORDS

WINS	POINTS
17.....2006-07	42.....2006-07
13.....2011-12	37.....2011-12
11.....2013-14	34.....2013-14
10.....2009-10	28.....2009-10
9.....2007-08	28.....2007-08

TOP MONTHLY RECORDS

WINS	POINTS
12.....December 2016	25.....December 2016
11.....March 2015	23.....February 2015
11.....February 2015	22.....March 2015
11.....March 2013	22.....March 2013
11.....November 2011	22.....November 2011

TOP OCTOBER RECORDS

WINS	POINTS
9.....2006	18.....2006
8.....2002	18.....2002
7.....2018	16.....2018
7.....2015	16.....2015
7.....2007	16.....2007

TOP NOVEMBER RECORDS

WINS	POINTS
11.....2011	22.....2011
9.....2013	20.....2013
8.....2017	18.....2019
8.....2008	17.....2017
7.....Six Times	16.....Two Times

TOP DECEMBER RECORDS

WINS	POINTS
12.....2016	25.....2016
10.....2009	20.....2015
9.....2015	20.....2009
8.....Four Times	18.....2003
	17.....Three Times

TOP JANUARY RECORDS

WINS	POINTS
10.....2017	21.....2017
9.....2014	19.....2014
8.....2019	16.....Four Times
8.....2011	
7.....Six Times	

TOP FEBRUARY RECORDS

WINS	POINTS
11.....2015	23.....2015
9.....2020	20.....2018
9.....2018	19.....2020
8.....Three Times	18.....2007
	17.....Two Times

TOP MARCH RECORDS

WINS	POINTS
11.....2015	22.....2015
11.....2013	22.....2013
10.....2016	22.....2007
10.....2007	21.....2016
9.....2003	20.....2003

TOP APRIL RECORDS

WINS	POINTS
5.....2013	11.....2013
4.....2017	9.....2014
4.....2014	9.....2006
4.....2009	8.....2017
4.....2006	8.....2009

TOP RECORDS VS. WESTERN CONFERENCE

WINS	POINTS
42.....2006-07	92.....2006-07
40.....2007-08	88.....2007-08
34.....2005-06	75.....2005-06
33.....2010-11	72.....2010-11
31.....2016-17	67.....Two Times

TOP RECORDS VS. EASTERN CONFERENCE

WINS	POINTS
20.....2017-18	44.....2017-18
18.....2016-17	39.....2016-17
17.....2014-15	38.....2013-14
17.....2013-14	37.....2014-15
14.....Two Times	32.....2018-19

TEAM RECORDS



TOP RECORDS VS. PACIFIC DIVISION

WINS	POINTS
14.....2019-20	30.....2019-20
14.....2016-17	30.....2017-18
12.....Four Times	30.....2016-17
	29.....2013-14
	25.....Four Times

TOP RECORDS VS. CENTRAL DIVISION

WINS	POINTS
17.....2016-17	38.....2014-15
17.....2014-15	37.....2016-17
14.....2015-16	33.....2015-16
14.....2013-14	31.....2013-14
13.....Two Times	28.....2018-19

TOP RECORDS VS. METROPOLITAN DIVISION

WINS	POINTS
10.....2017-18	23.....2017-18
8.....2013-14	19.....2013-14
7.....2014-15	14.....2014-15
5.....Three Times	13.....2018-19
	12.....2016-17

TOP RECORDS VS. ATLANTIC DIVISION

WINS	POINTS
13.....2016-17	27.....2016-17
10.....2017-18	23.....2014-15
10.....2014-15	21.....2017-18
9.....Three Times	19.....Three Times

TOP RECORDS PRE-ALL-STAR/OLYMPIC BREAK

WINS	POINTS
32.....2016-17	69.....2016-17
31.....2013-14	69.....2013-14
30.....2009-10	64.....2009-10
29.....2005-06	63.....2005-06
28.....2007-08	59.....Two Times

TOP RECORDS POST-ALL-STAR/OLYMPIC BREAK

WINS	POINTS
26.....2014-15	54.....2014-15
23.....2006-07	50.....2006-07
19.....2017-18	44.....2017-18
17.....2016-17	40.....2008-09
17.....2008-09	39.....2007-08

TOP RECORDS IN ONE-GOAL GAMES

WINS	PCT.
25.....2006-07	.667 (24-12).....2009-10
24.....2013-14	.650 (16-7-7).....2019-20
24.....2009-10	.619 (13-5-3).....2012-13
23.....2011-12	.568 (25-19).....2006-07
23.....2007-08	.568 (21-16).....2002-03

TOP RECORDS IN TWO-GOAL GAMES

WINS	PCT.
14.....2001-02	.619 (13-8).....2017-18
13.....2017-18	.600 (12-8).....2016-17
12.....2016-17	.600 (12-8).....2016-17
12.....2010-11	.600 (9-6).....2013-14
12.....2005-06	.579 (11-8).....Two Times

TOP RECORDS IN THREE-GOAL GAMES

WINS	PCT.
20.....2017-18	.818 (18-4).....2016-17
18.....2016-17	.773 (17-5).....2006-07
17.....2006-07	.750 (12-4).....2005-06
14.....2015-16	.688 (11-5).....2003-04
14.....2014-15	.643 (9-5).....2007-08

TOP RECORDS WHEN SCORING FIRST

WINS	PCT.
36.....2007-08	.875 (31-4-1).....2002-03
35.....2016-17	.855 (36-4-5).....2007-08
35.....2014-15	.846 (31-4-4).....2010-11
33.....2015-16	.800 (30-6-4).....2017-18
31.....Three Times	.783 (18-4-1).....2012-13

TOP RECORDS WHEN OPPONENT SCORES FIRST

WINS	PCT.
20.....2011-12	.488 (18-19-4).....2006-07
18.....2006-07	.440 (15-20-7).....2017-18
17.....2018-19	.412 (14-17-3).....2016-17
15.....2017-18	.386 (12-20-3).....2019-20
14.....2016-17	.385 (20-26-6).....2011-12



ALL-TIME LEADERS

GAMES	PENALTY MINUTES	SHORT-HANDED ASSISTS	EVEN-STRENGTH POINTS
1,028 Mikko Koivu	698 Matt Johnson	15 Mikko Koivu	433 Mikko Koivu
743 Nick Schultz	592 Mikko Koivu	8 Nick Schultz	284 Marian Gaborik
653 Jared Spurgeon	544 Derek Boogaard	7 Wes Walz	262 Zach Parise
600 Ryan Suter	337 Cal Clutterbuck	6 Ryan Suter	217 Mikael Granlund
565 Pierre-Marc Bouchard	333 Willie Mitchell	5 Jared Spurgeon	214 Pierre-Marc Bouchard
555 Jonas Brodin	325 Brent Burns	Antti Laaksonen	211 Charlie Coyle
513 Zach Parise	322 Nick Schultz	4 Brent Burns	209 Ryan Suter
502 Marian Gaborik	301 Marian Gaborik	Pascal Dupuis	193 Jason Zucker
489 Andrew Brunette	300 Stephane Veilleux	3 Eleven Players Tied	185 Andrew Brunette
479 Charlie Coyle	296 Clayton Stoner		182 Jared Spurgeon
GOALS	POWER-PLAY GOALS	SHORT-HANDED POINTS	OVERTIME GOALS
219 Marian Gaborik	69 Zach Parise	25 Mikko Koivu	5 Matt Dumba
205 Mikko Koivu	60 Mikko Koivu	21 Wes Walz	Brent Burns
192 Zach Parise	59 Marian Gaborik	10 Mikael Granlund	Mikko Koivu
132 Jason Zucker	55 Andrew Brunette	Antti Laaksonen	4 Marian Gaborik
119 Andrew Brunette	39 Brian Rolston	9 Ryan Suter	2 10 Players Tied
111 Eric Staal	29 Jared Spurgeon	8 Cal Clutterbuck	
110 Nino Niederreiter	Pierre-Marc Bouchard	Pascal Dupuis	
106 Pierre-Marc Bouchard	28 Nino Niederreiter	Marian Gaborik	
96 Brian Rolston	27 Eric Staal	Brian Rolston	
93 Mikael Granlund	26 Brent Burns	Nick Schultz	
ASSISTS	POWER-PLAY ASSISTS	GAME-WINNING GOALS	SHOOTOUT GOALS
504 Mikko Koivu	191 Mikko Koivu	43 Marian Gaborik	42 Mikko Koivu
298 Ryan Suter	112 Ryan Suter	36 Zach Parise	15 Zach Parise
241 Pierre-Marc Bouchard	104 Pierre-Marc Bouchard	33 Mikko Koivu	11 Matt Cullen
224 Mikael Granlund	86 Marian Gaborik	23 Eric Staal	10 Jason Pominville
218 Marian Gaborik	81 Andrew Brunette	22 Jason Zucker	9 Brian Rolston
202 Andrew Brunette	70 Mikael Granlund	21 Brian Rolston	8 Petteri Nummelin
198 Jared Spurgeon	64 Jared Spurgeon	20 Charlie Coyle	7 Pierre-Marc Bouchard
190 Zach Parise	55 Brian Rolston	19 Pierre-Marc Bouchard	Pavol Demitra
151 Charlie Coyle	47 Zach Parise	18 Mikael Granlund	6 Charlie Coyle
130 Jason Pominville	45 Brent Burns	16 Andrew Brunette	
		Nino Niederreiter	
POINTS	POWER-PLAY POINTS	EVEN-STRENGTH GOALS	SHOTS ON GOAL
709 Mikko Koivu	251 Mikko Koivu	154 Marian Gaborik	2,270 Mikko Koivu
437 Marian Gaborik	145 Marian Gaborik	135 Mikko Koivu	1,694 Marian Gaborik
382 Zach Parise	Andrew Brunette	121 Zach Parise	1,617 Zach Parise
350 Ryan Suter	133 Pierre-Marc Bouchard	107 Jason Zucker	1,139 Ryan Suter
347 Pierre-Marc Bouchard	132 Ryan Suter	81 Nino Niederreiter	1,056 Jared Spurgeon
321 Andrew Brunette	116 Zach Parise	Eric Staal	1,049 Jason Zucker
317 Mikael Granlund	94 Brian Rolston	78 Charlie Coyle	929 Mikael Granlund
280 Jared Spurgeon	93 Jared Spurgeon	77 Pierre-Marc Bouchard	928 Pierre-Marc Bouchard
243 Jason Zucker	90 Mikael Granlund	67 Wes Walz	887 Brian Rolston
242 Charlie Coyle	71 Brent Burns	66 Mikael Granlund	865 Jason Pominville
PLUS/MINUS	SHORT-HANDED GOALS	EVEN-STRENGTH ASSISTS	SHOOTING % (MIN. 200 SOG)
90 Mikko Koivu	14 Wes Walz	298 Mikko Koivu	18.1 Andrew Brunette
54 Marian Gaborik	10 Mikko Koivu	180 Ryan Suter	14.8 Mark Parrish
53 Ryan Suter	7 Mikael Granlund	151 Mikael Granlund	14.2 Eric Staal
50 Jared Spurgeon	Brian Rolston	141 Zach Parise	13.7 Owen Nolan
47 Jonas Brodin	6 Cal Clutterbuck	137 Pierre-Marc Bouchard	13.3 Pavol Demitra
43 Nino Niederreiter	Marian Gaborik	133 Charlie Coyle	12.9 Marian Gaborik
33 Erik Haula	5 Antti Laaksonen	130 Marian Gaborik	Nino Niederreiter
32 Charlie Coyle	4 Five Players Tied	129 Jared Spurgeon	12.7 Wes Walz
Mikael Granlund		121 Andrew Brunette	12.6 Jason Zucker
30 Keith Carney		97 Nino Niederreiter	12.5 Antti Laaksonen



ALL-TIME LEADERS

MULTI-GOAL GAMES	FACEOFF WIN % (MIN. 1,000)	LOSSES	SHUTOUTS
41 Marian Gaborik	56.2 Stacy Roest	142 Niklas Backstrom	28 Niklas Backstrom
25 Zach Parise	53.7 Mikko Koivu	113 Devan Dubnyk	23 Devan Dubnyk
18 Mikko Koivu	53.6 Matt Cullen	102 Manny Fernandez	15 Dwayne Roloson
Eric Staal	53.1 Marc Chouinard	71 Dwayne Roloson	12 Manny Fernandez
15 Jason Zucker	52.2 Eric Belanger	59 Josh Harding	10 Josh Harding
14 Nino Niederreiter	50.6 Erik Haula	34 Darcy Kuemper	7 Darcy Kuemper
9 Pierre-Marc Bouchard	50.3 Eric Staal	30 Alex Stalock	5 Alex Stalock
Kyle Brodziak	Jim Dowd	23 Dwayne McLennan	3 Ilya Bryzgalov
Mikael Granlund	49.4 Mikael Granlund	11 Jose Theodore	2 Jamie McLennan
Brian Rolston	49.1 Todd White	7 Matt Hackett	
MULTI-POINT GAMES	GAMES (GOALTENDER)	TIES/OT LOSSES	GOALS ALLOWED
153 Mikko Koivu	409 Niklas Backstrom	50 Niklas Backstrom	962 Niklas Backstrom
114 Marian Gaborik	328 Devan Dubnyk	28 Devan Dubnyk	760 Devan Dubnyk
76 Zach Parise	260 Manny Fernandez	Manny Fernandez	614 Manny Fernandez
69 Ryan Suter	167 Dwayne Roloson	27 Dwayne Roloson	367 Dwayne Roloson
Pierre-Marc Bouchard	151 Josh Harding	14 Darcy Kuemper	327 Josh Harding
68 Andrew Brunette	102 Darcy Kuemper	11 Alex Stalock	236 Darcy Kuemper
67 Mikael Granlund	89 Alex Stalock	Josh Harding	224 Alex Stalock
48 Eric Staal	38 Jamie McLennan	9 Jamie McLennan	98 Jamie McLennan
47 Jared Spurgeon	32 Jose Theodore	3 Ilya Bryzgalov	81 Jose Theodore
Brian Rolston	13 Matt Hackett	Jose Theodore	27 Matt Hackett
Jason Zucker			
TOI/GAME (MIN. 200 GAMES)	GAMES STARTED (GOALTENDER)	WIN % (MIN. 25 GAMES)	SHOTS AGAINST
27:29 Ryan Suter	391 Niklas Backstrom	0.601 Devan Dubnyk	11,283 Niklas Backstrom
23:55 Filip Kuba	321 Devan Dubnyk	0.569 Jose Theodore	9,230 Devan Dubnyk
23:50 Kim Johnsson	250 Manny Fernandez	0.567 Niklas Backstrom	7,102 Manny Fernandez
22:28 Marek Zidlicky	156 Dwayne Roloson	0.545 Alex Stalock	4,548 Dwayne Roloson
22:22 Jared Spurgeon	124 Josh Harding	0.539 Darcy Kuemper	3,984 Josh Harding
21:50 Jonas Brodin	89 Darcy Kuemper	0.523 Manny Fernandez	2,608 Darcy Kuemper
21:34 Willie Mitchell	77 Alex Stalock	0.504 Josh Harding	2,448 Alex Stalock
21:19 Greg Zanon	37 Jamie McLennan	0.472 Dwayne Roloson	1,032 Jamie McLennan
21:00 Lubomir Sekeras	29 Jose Theodore	0.257 Jamie McLennan	963 Jose Theodore
20:58 Brad Bombardir	11 Ilya Bryzgalov		
MINOR PENALTIES	MINUTES PLAYED	GAA (MIN. 25 GAMES)	SAVES
291 Mikko Koivu	23,248 Niklas Backstrom	2.28 Dwayne Roloson	10,321 Niklas Backstrom
146 Nick Schultz	18,882 Devan Dubnyk	2.41 Devan Dubnyk	8,470 Devan Dubnyk
144 Matt Johnson	14,902 Manny Fernandez	2.45 Josh Harding	6,488 Manny Fernandez
143 Marian Gaborik	9,659 Dwayne Roloson	2.47 Manny Fernandez	4,181 Dwayne Roloson
135 Brent Burns	7,995 Josh Harding	2.48 Niklas Backstrom	3,657 Josh Harding
127 Ryan Suter	5,453 Darcy Kuemper	2.60 Darcy Kuemper	2,372 Darcy Kuemper
124 Willie Mitchell	4,856 Alex Stalock	2.64 Jamie McLennan	2,224 Alex Stalock
121 Wes Walz	2,230 Jamie McLennan	2.71 Jose Theodore	934 Jamie McLennan
106 Cal Clutterbuck	1,793 Jose Theodore	2.77 Alex Stalock	882 Jose Theodore
102 Derek Boogaard	679 Ilya Bryzgalov		
MAJOR PENALTIES	WINS	SAVE % (MIN. 25 GAMES)	SHOOTOUT SAVE %
64 Matt Johnson	194 Niklas Backstrom	0.919 Dwayne Roloson	1.000 Wade Dubielewicz
54 Derek Boogaard	177 Devan Dubnyk	0.918 Devan Dubnyk	0.750 Dwayne Roloson
26 Clayton Stoner	113 Manny Fernandez	Josh Harding	0.745 Manny Fernandez
24 Brad Staubitz	62 Dwayne Roloson	0.916 Jose Theodore	0.712 Josh Harding
23 Brad Brown	60 Josh Harding	0.915 Niklas Backstrom	0.683 Devan Dubnyk
21 Sylvain Blouin	41 Darcy Kuemper	0.914 Manny Fernandez	0.667 Alex Stalock
16 Zenon Konopka	37 Alex Stalock	0.910 Darcy Kuemper	0.625 Ilya Bryzgalov
Chris Stewart	15 Jose Theodore	0.908 Alex Stalock	Darcy Kuemper
Stephane Veilleux	7 Ilya Bryzgalov	0.905 Jamie McLennan	0.600 Matt Hackett
	5 Jamie McLennan		0.564 Niklas Backstrom



SINGLE-SEASON LEADERS

GOALS			PENALTY MINUTES			SHORT-HANDED ASSISTS		
42	Eric Staal	2017-18	201	Matt Johnson	2002-03	3	Jared Spurgeon	2015-16
	Marian Gaborik	2007-08	183	Matt Johnson	2001-02		Mikko Koivu	2011-12
38	Marian Gaborik	2005-06	177	Matt Johnson	2003-04		Kyle Brodziak	2010-11
34	Brian Rolston	2005-06	173	Brad Staubitz	2010-11		Wes Walz	2005-06
33	Zach Parise	2014-15	158	Derek Boogaard	2005-06		Andrei Zyuzin	2002-03
	Jason Zucker	2017-18	148	Jason Marshall	2001-02	2	Several Players Tied	
31	Brian Rolston	2007-08	141	Aaron Voros	2007-08	SHORT-HANDED POINTS		
	Brian Rolston	2006-07	137	Matt Johnson	2000-01	9	Wes Walz	2000-01
30	Jason Pominville	2013-14	131	Andy Sutton	2000-01	6	Mikko Koivu	2008-09
	Marian Gaborik	2006-07	130	Sylvain Blouin	2001-02	5	Brian Rolston	2005-06
	Marian Gaborik	2002-03	POWER-PLAY GOALS			4	Nine Players Tied	
	Marian Gaborik	2001-02	15	Brian Rolston	2005-06	GAME-WINNING GOALS		
ASSISTS			14	Zach Parise	2013-14	8	Eric Staal	2016-17
50	Pierre-Marc Bouchard	2007-08	13	Brian Rolston	2006-07		Marian Gaborik	2007-08
49	Mikko Koivu	2009-10	12	Zach Parise	2019-20		Marian Gaborik	2002-03
48	Andrew Brunette	2001-02		Andrew Brunette	2009-10		Brian Rolston	2007-08
47	Mikko Koivu	2008-09		Owen Nolan	2008-09	7	Zach Parise	2015-16
46	Mikael Granlund	2017-18		Marian Gaborik	2006-07		Jason Zucker	2017-18
45	Ryan Suter	2017-18	11	Zach Parise	2014-15		Marian Gaborik	2007-08
	Mikko Koivu	2010-11		Eric Staal	2017-18		Marian Gaborik	2005-06
	Brian Rolston	2005-06		Brian Rolston	2007-08		Brian Rolston	2005-06
43	Ryan Suter	2015-16		Marian Gaborik	2007-08	6	Eric Staal	2018-19
	Mikael Granlund	2016-17	POWER-PLAY ASSISTS				Brian Rolston	2006-07
	Mikko Koivu	2013-14	24	Pierre-Marc Bouchard	2005-06	OVERTIME GOALS		
POINTS			22	Ryan Suter	2017-18	3	Marian Gaborik	2007-08
83	Marian Gaborik	2007-08		Andrew Brunette	2001-02	2	Matt Dumba	2017-18
79	Brian Rolston	2005-06	21	Mikko Koivu	2008-09		Marco Scandella	2014-15
76	Eric Staal	2017-18		Brian Rolston	2006-07		Brent Burns	2006-07
71	Mikko Koivu	2009-10	20	Mikko Koivu	2009-10		Richard Park	2002-03
69	Mikael Granlund	2016-17		Marek Zidlicky	2009-10	1	Several Players Tied	
	Andrew Brunette	2001-02	19	Pierre-Marc Bouchard	2007-08	EVEN STRENGTH GOALS		
67	Mikael Granlund	2017-18		Pierre-Marc Bouchard	2006-07	30	Marian Gaborik	2007-08
	Mikko Koivu	2008-09	18	Ryan Suter	2015-16	29	Eric Staal	2017-18
	Marian Gaborik	2001-02		Mikko Koivu	2016-17	26	Marian Gaborik	2005-06
66	Marian Gaborik	2005-06	POWER-PLAY POINTS			25	Jason Zucker	2002-03
PLUS/MINUS			34	Brian Rolston	2006-07	24	Marian Gaborik	2002-03
34	Ryan Suter	2016-17	32	Brian Rolston	2005-06	23	Eric Staal	2016-17
	Jason Zucker	2016-17		Andrew Brunette	2001-02		Jason Pominville	2013-14
33	Jared Spurgeon	2016-17	31	Pierre-Marc Bouchard	2005-06	22	Zach Parise	2014-15
27	Mikko Koivu	2016-17	28	Mikko Koivu	2009-10		Jason Zucker	2016-17
23	Jonas Brodin	2017-18		Brian Rolston	2007-08	20	Marian Gaborik	2001-02
	Mikael Granlund	2016-17	26	Mikko Koivu	2008-09	SHOTS ON GOAL		
22	Keith Carney	2006-07		Pavel Demitra	2006-07	305	Brian Rolston	2006-07
21	Jonas Brodin	2014-15		Marian Gaborik	2001-02	293	Brian Rolston	2005-06
	Zach Parise	2014-15	25	Three Players Tied		289	Brian Rolston	2007-08
	Erik Haula	2015-16	SHORT-HANDED GOALS			280	Marian Gaborik	2002-03
			7	Wes Walz	2000-01	278	Marian Gaborik	2007-08
			5	Brian Rolston	2005-06		Zach Parise	2014-15
			4	Cal Clutterbuck	2011-12	252	Jason Pominville	2014-15
				Matt Cullen	2010-11		Marian Gaborik	2005-06
				Mikko Koivu	2008-09	246	Mikko Koivu	2009-10
				Stacy Roest	2001-02	245	Zach Parise	2013-14
			3	Mikael Granlund	2016-17			
				Wes Walz	2003-04			
			2	Several Players Tied				



SINGLE-SEASON LEADERS

MULTI-POINT GAMES			WINS			SHUTOUTS		
22	Marian Gaborik	2005-06	40	Devan Dubnyk	2016-17	8	Niklas Backstrom	2008-09
20	Mikko Koivu	2009-10	37	Niklas Backstrom	2008-09	5	Devan Dubnyk	2017-18
	Marian Gaborik	2007-08	35	Devan Dubnyk	2017-18		Devan Dubnyk	2016-17
	Pavel Demitra	2006-07	33	Niklas Backstrom	2007-08		Devan Dubnyk	2015-16
	Brian Rolston	2005-06	32	Devan Dubnyk	2015-16		Devan Dubnyk	2014-15
19	Marian Gaborik	2001-02	31	Devan Dubnyk	2018-19		Niklas Backstrom	2006-07
18	Andrew Brunette	2001-02	30	Manny Fernandez	2005-06		Dwayne Roloson	2003-04
17	Eric Staal	2017-18	27	Devan Dubnyk	2014-15		Wayne Roloson	2001-02
	Jason Zucker	2017-18	26	Niklas Backstrom	2009-10	GOALS ALLOWED		
	Marian Gaborik	2006-07	24	Niklas Backstrom	2012-13	159	Niklas Backstrom	2008-09
FACEOFF WIN % (MIN. 250 FACEOFFS)			LOSSES			158	Niklas Backstrom	2009-10
60.7	Zenon Konopka	2012-13	28	Devan Dubnyk	2018-19	150	Devan Dubnyk	2015-16
57.8	Martin Hanzal	2016-17	26	Devan Dubnyk	2015-16	145	Devan Dubnyk	2017-18
57.6	Eric Belanger	2009-10	24	Niklas Backstrom	2008-09	141	Devan Dubnyk	2016-17
57.0	Stacy Roest	2000-01		Manny Fernandez	2001-02	132	Niklas Backstrom	2010-11
56.9	Mikko Koivu	2009-10	23	Niklas Backstrom	2010-11	131	Niklas Backstrom	2007-08
56.7	Jarret Stoll	2015-16		Niklas Backstrom	2009-10	130	Manny Fernandez	2005-06
56.1	Mikko Koivu	2015-16		Jamie McLennan	2000-01	125	Manny Fernandez	2001-02
	Matt Cullen	2010-11	20	Dwayne Roloson	2001-02	SHOTS AGAINST		
55.2	Mikko Koivu	2016-17	19	Devan Dubnyk	2016-17	2,059	Niklas Backstrom	2008-09
	Mikko Koivu	2014-15	18	Three Players Tied		1,877	Devan Dubnyk	2018-19
GAMES PLAYED IN (GOALTENDER)			OT LOSSES/TIES			1,842	Devan Dubnyk	2016-17
71	Niklas Backstrom	2008-09	11	Dwayne Roloson	2003-04	1,829	Devan Dubnyk	2015-16
67	Devan Dubnyk	2018-19	9	Manny Fernandez	2003-04	1,769	Devan Dubnyk	2017-18
	Devan Dubnyk	2015-16		Jamie McLennan	2000-01	1,632	Niklas Backstrom	2009-10
65	Devan Dubnyk	2016-17	8	Niklas Backstrom	2009-10	1,629	Niklas Backstrom	2007-08
60	Devan Dubnyk	2017-18		Niklas Backstrom	2008-09	1,612	Manny Fernandez	2005-06
	Niklas Backstrom	2009-10		Niklas Backstrom	2007-08	1,566	Niklas Backstrom	2010-11
58	Niklas Backstrom	2007-08		Dwayne Roloson	2002-03	1,334	Dwayne Roloson	2002-03
	Manny Fernandez	2005-06	7	Devan Dubnyk	2017-18	1,323	Dwayne Roloson	2003-04
51	Niklas Backstrom	2010-11		Niklas Backstrom	2011-12	SAVES		
50	Dwayne Roloson	2002-03		Manny Fernandez	2006-07	1,900	Niklas Backstrom	2008-09
				Dwayne Roloson	2001-02	1,714	Devan Dubnyk	2018-19
GAMES STARTED (GOALTENDER)			GOALS AGAINST AVG. (MIN. 25 GP)			1,701	Devan Dubnyk	2016-17
71	Niklas Backstrom	2008-09	1.66	Josh Harding	2013-14	1,679	Devan Dubnyk	2015-16
66	Devan Dubnyk	2018-19	1.78	Devan Dubnyk	2014-15	1,624	Devan Dubnyk	2017-18
	Devan Dubnyk	2015-16	1.88	Dwayne Roloson	2003-04	1,498	Niklas Backstrom	2007-08
63	Devan Dubnyk	2016-17	1.97	Niklas Backstrom	2006-07	1,482	Manny Fernandez	2005-06
59	Devan Dubnyk	2017-18	2.00	Dwayne Roloson	2002-03	1,474	Niklas Backstrom	2009-10
58	Niklas Backstrom	2009-10	2.24	Manny Fernandez	2002-03	1,434	Niklas Backstrom	2010-11
57	Niklas Backstrom	2007-08		Manny Fernandez	2000-01	1,236	Dwayne Roloson	2002-03
56	Manny Fernandez	2005-06	2.25	Devan Dubnyk	2016-17	1,234	Dwayne Roloson	2003-04
50	Niklas Backstrom	2010-11	2.29	Manny Fernandez	2005-06	GOAL SUPPORT (MIN. 25 GP)		
47	Dwayne Roloson	2002-03	2.31	Niklas Backstrom	2007-08	3.28	Alex Stalock	2019-20
MINUTES PLAYED (GOALTENDER)			SAVE PERCENTAGE (MIN. 25 GP)			3.27	Devan Dubnyk	2017-18
4,088	Niklas Backstrom	2008-09	.936	Devan Dubnyk	2014-15	3.10	Devan Dubnyk	2016-17
3,861	Devan Dubnyk	2015-16	.933	Josh Harding	2013-14	2.92	Devan Dubnyk	2019-20
3,855	Devan Dubnyk	2018-19		Dwayne Roloson	2003-04	2.87	Darcy Kuemper	2014-15
3,758	Devan Dubnyk	2016-17	.929	Niklas Backstrom	2006-07	2.83	Devan Dubnyk	2014-15
3,489	Niklas Backstrom	2009-10	.927	Dwayne Roloson	2002-03	2.74	Manny Fernandez	2005-06
3,450	Devan Dubnyk	2017-18	.924	Manny Fernandez	2002-03	2.69	Niklas Backstrom	2007-08
3,411	Manny Fernandez	2005-06	.923	Devan Dubnyk	2016-17	2.68	Devan Dubnyk	2018-19
3,409	Niklas Backstrom	2007-08		Niklas Backstrom	2008-09	2.67	Niklas Backstrom	2008-09
2,978	Niklas Backstrom	2010-11	.920	Niklas Backstrom	2007-08		Niklas Backstrom	2006-07
2,945	Dwayne Roloson	2002-03		Manny Fernandez	2000-01			



ALL-TIME OVERTIME RESULTS

REGULAR SEASON				
SEASON	OT GAMES	HOME (W-L-T)	ROAD (W-L-T)	TOTAL (W-L-T)
2000-01	22	2-4-10	2-1-3	4-5-13
2001-02	21	0-5-8	0-4-4	0-9-12
2002-03	19	5-0-3	3-1-7	8-1-10
2003-04	24	1-2-7	0-1-13	1-3-20
2005-06	14	3-2	3-6	6-8
2006-07	25	12-5	5-3	17-8
2007-08	19	6-5	3-5	9-10
2008-09	17	4-7	4-2	8-9
2009-10	18	6-4	4-4	10-8
2010-11	16	3-5	5-3	8-8
2011-12	24	7-4	6-7	13-11
2012-13	10	5-2	2-1	7-3
2013-14	23	5-5	6-7	11-12
2014-15	16	3-6	5-2	8-8
2015-16	15	1-4	3-7	4-11
2016-17	15	3-2	4-6	7-8
2017-18	18	4-8	3-3	7-11
2018-19	13	4-7	0-2	4-9
2019-20	12	3-5	2-2	5-7
TOTALS	341	77-82-28	60-67-27	137-149-55

DATE	RESULT	GW/GT GOAL (TIME OF GOAL)
Anaheim (9-5-2)		
12/8/00	1-0 Loss	Oleg Iverdovsky (0:21 of OT)
1/11/02	2-2 Tie	Paul Kariya (11:34 of 2nd)
1/23/02	3-2 Loss	Keith Carney (4:02 of OT)
1/20/03	2-1 Win	Antti Laaksonen (2:53 of OT)
11/30/03	1-1 Tie	Sandis Ozolins (18:35 of 2nd)
11/6/05	4-3 Win	Randy Robitaille (Shootout)
10/27/06	3-2 Win	Mikko Koivu (Shootout)
10/6/09	4-3 Win	Andrew Brunette (3:08 of OT)
12/4/09	5-4 Win	Guillaume Latendresse (Shootout)
11/17/10	2-1 Win	Antti Miettinen (3:36 of OT)
2/25/11	3-2 Win	Pierre-Marc Bouchard (4:53 of OT)
10/5/13	4-3 Loss	Mathieu Perreault (4:55 of OT)
12/8/17	3-2 Win	Matt Dumba (3:43 of OT)
2/17/18	3-2 Loss	Nick Ritchie (Shootout)
12/10/19	3-2 Loss	Rickard Rakell (Shootout)
3/8/20	5-4 Win	Kevin Fiala (4:01 of OT)
Arizona (4-5-3)		
12/29/00	2-2 Tie	Jim Dowd (3:48 of 3rd)
11/20/01	2-1 Loss	Claude Lemieux (4:36 of OT)
3/17/02	2-2 Tie	Marian Gaborik (17:43 of 3rd)
3/7/04	1-1 Tie	Andrew Brunette (18:26 of 1st)
3/22/04	3-2 Loss	Mike Comrie (4:35 of OT)
1/2/11	6-5 Win	Cam Barker (0:46 of OT)
3/8/12	3-2 Win	Dany Heatley (Shootout)
3/27/13	4-3 Win	Mikko Koivu (2:43 of OT)
12/13/14	4-3 Win	Mikko Koivu (Shootout)
12/11/15	2-1 Loss	Mikkel Boedker (0:34 of OT)
1/25/16	2-1 Loss	Anthony Duclair (Shootout)
2/8/18	4-3 Loss	Clayton Keller (3:55 of OT)
Boston (1-4-0)		
11/25/09	2-1 Loss	David Krejci (Shootout)
4/8/14	4-3 Win	Mikko Koivu (Shootout)
12/17/14	3-2 Loss	Loui Eriksson (1:30 of OT)
3/25/18	2-1 Loss	Brad Marchand (0:28 of OT)
11/23/19	5-4 Loss	Torey Krug (2:41 of OT)
Buffalo (1-3-0)		
10/23/08	4-3 Loss	Derek Roy (0:44 of OT)
3/6/11	3-2 Loss	Drew Stafford (0:46 of OT)
3/5/16	3-2 Win	Jason Pominville (Shootout)
2/5/19	5-4 Loss	Sam Reinhart (Shootout)
Calgary (11-11-4)		
11/5/00	3-2 Win	Antti Laaksonen (3:11 of OT)
11/22/00	1-1 Tie	Marc Savard (3:37 of 3rd)
3/1/01	1-1 Tie	Jason Wiemer (14:48 of 3rd)
1/28/02	3-2 Loss	Jarome Iginla (0:46 of OT)
10/22/02	4-3 Win	Cliff Ronning (1:58 of OT)

DATE	RESULT	GW/GT GOAL (TIME OF GOAL)
12/5/02	1-1 Tie	Andrew Brunette (13:27 of 1st)
12/29/03	2-2 Tie	Richard Park (2:45 of 3rd)
12/7/06	3-2 Win	Mikko Koivu (Shootout)
1/26/07	2-1 Win	Pavel Demitra (Shootout)
2/28/07	2-1 Loss	Jarome Iginla (Shootout)
3/27/07	1-0 Loss	Alex Tanguay (Shootout)
1/16/08	3-2 Loss	Kristian Huselius (Shootout)
12/17/08	3-2 Loss	Todd Bertuzzi (3:48 of OT)
2/19/09	3-2 Loss	Adrian Aucoin (3:50 of OT)
12/11/09	2-1 Win	Martin Havlat (3:15 of OT)
12/3/10	3-2 Loss	Rene Bourque (Shootout)
4/8/10	2-1 Win	Brent Burns (Shootout)
3/22/12	3-2 Win	Devin Setoguchi (Shootout)
2/11/13	2-1 Win	Mikko Koivu (Shootout)
2/26/13	2-1 Win	Zach Parise (0:27 of OT)
2/1/14	4-3 Loss	Mikael Backlund (2:25 of OT)
2/18/15	3-2 Win	Mikko Koivu (1:50 of OT)
12/2/16	3-2 Loss	Sean Monahan (Shootout)
12/12/17	2-1 Win	Mikael Granlund (Shootout)
1/9/18	3-2 Loss	Dougie Hamilton (2:39 of OT)
1/5/20	5-4 Loss	Dillon Dube (Shootout)
Carolina (4-5-2)		
12/13/00	1-1 Tie	Jeff O'Neill (9:13 of 2nd)
2/27/04	3-3 Tie	Ron Francis (15:45 of 3rd)
10/24/09	3-2 Win	Cai Clutterbuck (1:55 of OT)
11/15/09	5-4 Loss	Jussi Jokinen (Shootout)
10/8/10	2-1 Loss	Jeff Skinner (Shootout)
11/9/13	3-2 Win	Mikko Koivu (Shootout)
11/12/15	3-2 Win	Jason Zucker (3:50 of OT)
3/19/16	3-2 Win	Zach Parise (Shootout)
10/7/17	5-4 Loss	Jacob Slavin (Shootout)
10/13/18	5-4 Loss	Sebastian Aho (2:57 of OT)
11/16/19	4-3 Loss	Andrei Svechnikov (1:33 of OT)
Chicago (11-4-1)		
12/26/02	2-2 Tie	Theoren Fleury (3:06 of 3rd)
3/28/03	4-3 Win	Richard Park (1:14 of OT)
12/05/06	3-2 Win	Pierre-Marc Bouchard (Shootout)
12/09/06	5-4 Win	Mark Parrish (3:18 of OT)
1/14/07	4-3 Win	Pavel Demitra (Shootout)
1/9/10	6-5 Win	Owen Nolan (Shootout)
12/14/11	4-3 Loss	Jonathan Toews (Shootout)
4/1/12	5-4 Win	Devin Setoguchi (Shootout)
4/5/12	2-1 Win	Devin Setoguchi (Shootout)
1/30/13	3-2 Win	Matt Cullen (Shootout)
4/3/14	3-2 Loss	Marian Hossa (Shootout)
3/20/16	3-2 Win	Charlie Coyle (Shootout)
2/8/17	4-3 Loss	Jonathan Toews (3:09 of OT)

ALL-TIME OVERTIME RESULTS



DATE	RESULT	GW/GT GOAL (TIME OF GOAL)
10/11/18	4-3 Win	Jason Zucker (3:25 of OT)
2/2/19	4-3 Loss	Erik Gustafsson (1:19 of OT)
2/4/20	3-2 Win	Matt Dumba (2:21 of OT)
Colorado (10-8-3)		
12/16/01	3-2 Loss	Joe Sakic (4:09 of OT)
10/27/02	3-3 Tie	Antti Laaksonen (14:50 of 3rd)
10/29/02	3-2 Win	Lubomir Sekeras (3:43 of OT)
11/29/02	2-2 Tie	Antti Laaksonen (4:25 of 3rd)
11/04/03	4-4 Tie	Steve Konowalchuk (11:55 of 3rd)
3/31/04	5-4 Win	Marc Chouinard (0:53 of OT)
10/5/06	3-2 Win	Todd White (1:03 of OT)
11/18/06	2-1 Loss	Joe Sakic (Shootout)
1/6/07	2-1 Loss	Milan Hejduk (Shootout)
3/11/07	3-2 Win	Brent Burns (4:41 of OT)
3/30/08	3-2 Win	Marian Gaborik (3:10 of OT)
4/6/08	4-3 Loss	Wojtek Wolski (Shootout)
3/12/09	2-1 Loss	Wojtek Wolski (Shootout)
3/17/09	3-2 Win	Marek Zidlicky (Shootout)
10/21/09	3-2 Win	Mikko Koivu (Shootout)
11/28/09	3-2 Win	Mikko Koivu (Shootout)
2/14/13	4-3 Loss	Milan Hejduk (Shootout)
11/30/14	3-2 Loss	Ryan O'Reilly (Shootout)
12/14/13	2-1 Win	Mikko Koivu (Shootout)
12/7/15	2-1 Loss	John Mitchell (3:35 of OT)
11/24/17	3-2 Win	Charlie Coyle (Shootout)
Columbus (4-8-1)		
1/17/01	3-2 Win	Sean O'Donnell (3:53 of OT)
2/12/02	3-3 Tie	Sergei Zholtok (17:28 of 3rd)
3/1/04	2-1 Loss	Anders Eriksson (2:59 of OT)
10/28/05	2-1 Loss	Trevor Letowski (Shootout)
11/30/05	3-2 Loss	Jaroslav Balastik (Shootout)
12/29/06	4-3 Win	Wes Walz (1:29 of OT)
11/15/08	3-2 Win	Marek Zidlicky (Shootout)
12/27/10	4-3 Loss	Kyle Wilson (Shootout)
3/19/11	5-4 Loss	Antoine Vermette (4:26 of OT)
4/13/13	3-2 Loss	Mark Letestu (Shootout)
3/15/14	2-1 Loss	Ryan Johansen (Shootout)
10/14/17	5-4 Loss	Alexander Wennberg (0:47 of OT)
1/30/18	3-2 Win	Zach Parise (Shootout)
Dallas (6-12-1)		
4/10/02	4-4 Tie	Andrew Brunette (8:41 of 3rd)
3/21/03	3-2 Win	Wes Walz (1:30 of OT)
12/2/06	4-3 Loss	Jussi Jokinen (Shootout)
4/15/06	4-3 Loss	Trevor Daley (4:26 of OT)
1/20/07	2-1 Loss	Stu Barnes (Shootout)
2/20/07	2-1 Win	Mikko Koivu (Shootout)
3/14/09	3-2 Loss	Nicklas Grossman (2:23 of OT)
4/10/10	4-3 Loss	Jamie Benn (Shootout)
12/4/10	4-3 Loss	Stephane Robidas (3:37 of OT)
2/4/12	2-1 Loss	Jamie Benn (Shootout)
1/18/14	3-2 Win	Nate Prosser (2:42 of OT)
11/28/14	5-4 Win	Marc Scandella (2:04 of OT)
11/14/15	3-2 Loss	John Klingberg (3:18 of OT)
11/28/15	4-3 Loss	Tyler Seguin (3:57 of OT)
2/9/16	4-3 Loss	John Klingberg (2:39 of OT)
11/21/16	3-2 Loss	Jamie Benn (1:23 of OT)
1/24/17	3-2 Win	Chris Stewart (Shootout)
12/22/18	2-1 Loss	Alexander Radulov (4:50 of OT)
12/1/19	3-2 Win	Mikko Koivu (Shootout)
Detroit (6-9-3)		
1/5/01	3-2 Win	Filip Kuba (2:58 of OT)
3/11/01	3-2 Loss	Brendan Shanahan (0:37 of OT)
12/26/01	3-3 Tie	Luc Robitaille (13:34 of 3rd)
11/15/03	1-1 Tie	Steve Yzerman (12:18 of 3rd)
12/26/03	2-2 Tie	Kris Draper (7:23 of 3rd)
12/23/06	3-2 Win	Pierre-Marc Bouchard (0:45 of OT)
1/10/08	6-5 Win	Marian Gaborik (Shootout)
2/5/08	3-2 Loss	Brett Lebda (1:37 of OT)
1/3/09	3-2 Loss	Pavel Datsyuk (Shootout)
1/21/10	4-3 Loss	Drew Miller (Shootout)
11/19/10	4-3 Win	John Madden (4:18 of OT)
2/20/11	2-1 Loss	Pavel Datsyuk (Shootout)
10/15/11	3-2 Loss	John Franzen (4:11 of OT)

DATE	RESULT	GW/GT GOAL (TIME OF GOAL)
11/1/11	2-1 Win	Devin Setoguchi (1:33 of OT)
3/23/14	4-3 Win	Matt Moulson (2:15 of OT)
1/20/15	5-4 Loss	Pavel Datsyuk (Shootout)
4/4/15	3-2 Loss	Darren Helm (Shootout)
3/26/17	3-2 Loss	Andreas Athanasiou (1:52 of OT)
Edmonton (10-6-4)		
11/12/00	5-4 Loss	Doug Weight (1:24 of OT)
4/4/01	2-2 Tie	Doug Weight (19:12 of 3rd)
10/14/01	3-3 Tie	Rem Murray (3:26 of 3rd)
4/2/02	2-1 Loss	Mike Grier (2:15 of OT)
12/3/02	2-1 Loss	Mike York (1:29 of OT)
12/17/02	4-3 Win	Richard Park (4:43 of OT)
1/2/03	2-1 Win	Jim Dowd (4:16 of OT)
12/18/03	1-1 Tie	Brad Isbister (19:59 of 3rd)
12/30/03	2-2 Tie	Mike York (17:43 of 3rd)
4/6/06	2-1 Win	Brian Rolston (Shootout)
10/25/07	5-4 Loss	Ales Hensky (Shootout)
12/29/07	5-4 Win	Petteri Nummelin (1:50 of OT)
2/8/09	3-2 Win	Mikko Koivu (Shootout)
3/5/10	2-1 Loss	Mike Comrie (Shootout)
10/13/11	2-1 Win	Devin Setoguchi (Shootout)
10/20/11	2-1 Win	Matt Cullen (Shootout)
11/30/11	3-2 Win	Kyle Brodziak (Shootout)
3/11/14	4-3 Loss	Taylor Hall (Shootout)
12/4/16	2-1 Win	Mikko Koivu (3:11 of OT)
12/9/16	3-2 Win	Eric Staal (Shootout)
Florida (2-2-1)		
10/22/00	0-0 Tie	Scoreless Tie
3/9/10	3-2 Loss	Cory Stillman (Shootout)
2/23/12	3-2 Win	Erik Christensen (Shootout)
3/29/12	3-2 Win	Mikko Koivu (0:15 of OT)
10/19/13	2-1 Loss	Jonathan Huberdeau (Shootout)
Los Angeles (10-10-5)		
11/18/01	2-2 Tie	Steve Heinze (7:29 of 3rd)
11/19/02	2-2 Tie	Sergei Zholtok (5:48 of 3rd)
1/14/04	2-2 Tie	Nick Schultz (8:06 of 2nd)
1/26/04	2-2 Tie	Luc Robitaille (17:56 of 3rd)
03/04/04	1-1 Tie	Jason Wiemer (17:43 of 3rd)
10/09/05	2-1 Loss	Pavel Demitra (3:31 of OT)
3/07/06	3-2 Loss	Lubomir Visnovsky (1:21 of OT)
10/18/06	2-1 Win	Marian Gaborik (0:25 of OT)
11/1/06	3-2 Win	Todd White (Shootout)
10/16/07	4-3 Loss	Mike Cammalleri (Shootout)
3/2/08	2-1 Win	Martin Skoula (3:45 of OT)
2/24/09	2-1 Loss	Drew Doughty (Shootout)
10/25/10	3-2 Loss	Michal Handzus (Shootout)
12/11/10	3-2 Win	Brent Burns (2:50 of OT)
2/1/11	1-0 Win	Pierre-Marc Bouchard (Shootout)
3/31/12	4-3 Win	Erik Christensen (Shootout)
3/30/13	4-3 Win	Mikko Koivu (Shootout)
10/3/13	3-2 Loss	Anze Kopitar (Shootout)
1/7/14	2-1 Win	Nino Niederreiter (Shootout)
10/16/15	2-1 Loss	Anze Kopitar (2:19 of OT)
1/7/17	4-3 Loss	Tanner Pearson (3:32 of OT)
2/27/17	5-4 Win	Mikael Granlund (0:12 of OT)
3/19/18	4-3 Loss	Jeff Carter (4:26 of OT)
4/5/18	5-4 Loss	Dustin Brown (0:23 of OT)
1/15/19	3-2 Win	Jason Zucker (Shootout)
Montreal (1-2-1)		
10/24/00	2-2 Tie	Eric Weinrich (13:22 of 3rd)
1/29/04	3-2 Loss	Richard Zednik (4:32 of OT)
12/17/05	4-3 Win	Kurtis Foster (3:13 of OT)
3/1/12	5-4 Loss	David Desharnais (Shootout)
Nashville (8-6-5)		
3/21/01	0-0 Tie	Scoreless Tie
1/10/02	2-2 Tie	Greg Johnson (16:46 of 2nd)
3/6/03	2-2 Tie	Pascal Dupuis (8:28 of 2nd)
12/23/03	3-3 Tie	Jason Wiemer (16:55 of 2nd)
1/12/04	3-3 Tie	Sergei Zholtok (19:46 of 3rd)
11/16/06	7-6 Win	Brian Rolston (Shootout)
2/17/08	5-4 Win	Marian Gaborik (4:55 of OT)
12/2/09	5-4 Win	Andrew Ebbett (1:26 of OT)
12/28/11	2-1 Loss	Colin Wilson (Shootout)



ALL-TIME OVERTIME RESULTS

DATE	RESULT	GW/GT GOAL (TIME OF GOAL)
4/3/12	2-1 Loss	Alexander Radulov (Shootout)
2/9/13	2-1 Win	Devin Setoguchi (4:21 of OT)
3/9/13	2-1 Win	Matt Cullen (Shootout)
2/6/14	3-2 Win	Nino Niederreiter (2:16 of OT)
12/20/14	6-5 Loss	Mattias Ekholm (1:45 of OT)
3/17/15	3-2 Win	Matt Dumba (0:22 of OT)
12/27/16	3-2 Win	Jared Spurgeon (2:46 of OT)
3/27/18	2-1 Loss	Kyle Turris (Shootout)
3/3/19	3-2 Loss	Ryan Johansen (Shootout)
3/5/19	5-4 Loss	Ryan Johansen (Shootout)
New Jersey (0-6-2)		
1/26/02	2-2 Tie	Stacy Roest (13:07 of 2nd)
2/17/04	4-4 Tie	Brian Gionta (13:33 of 3rd)
12/3/05	3-2 Loss	Victor Kozlov (Shootout)
3/13/08	4-3 Loss	Jamie Langenbrunner (Shootout)
3/20/14	4-3 Loss	Andy Greene (2:00 of OT)
10/22/16	2-1 Loss	Taylor Hall (0:29 of OT)
11/20/17	4-3 Loss	John Moore (0:52 of OT)
2/15/19	5-4 Loss	Nico Hischler (3:19 of OT)
N.Y. Islanders (2-2-0)		
2/9/08	4-3 Win	Brent Burns (2:34 of OT)
12/17/11	2-1 Loss	Frans Nielsen (Shootout)
3/24/15	2-1 Win	Zach Parise (Shootout)
3/17/19	3-2 Loss	Brock Nelson (1:04 of OT)
N.Y. Rangers (0-3-0)		
3/5/02	3-2 Loss	Brian Leetch (3:44 of OT)
11/25/19	3-2 Loss	Tony DeAngelo (0:32 of OT)
2/13/20	4-3 Loss	Mika Zibanejad (Shootout)
Ottawa (2-3-1)		
12/20/00	2-2 Tie	Darby Hendrickson (5:37 of 3rd)
3/12/02	4-3 Loss	Magnus Arvedson (1:41 of OT)
10/11/11	4-3 Loss	Jason Spezza (Shootout)
3/3/15	3-2 Win	Charlie Coyle (Shootout)
3/15/16	3-2 Loss	Erik Karlsson (4:29 of OT)
11/13/16	2-1 Win	Matt Dumba (3:57 of OT)
Philadelphia (1-1-1)		
10/11/00	3-3 Tie	Eric Desjardins (10:37 of 3rd)
3/25/10	4-3 Win	Kyle Brodziak (2:33 of OT)
1/7/16	4-3 Loss	Michael Del Zotto (4:23 of OT)
Pittsburgh (1-0-1)		
11/14/02	1-1 Tie	Richard Park (8:10 of 2nd)
11/18/08	2-1 Win	Marek Zidlicky (Shootout)
San Jose (8-5-2)		
10/6/01	0-0 Tie	Scoreless Tie
10/16/01	3-3 Tie	Mike Ricci (17:28 of 3rd)
10/31/02	2-1 Win	Sergei Zholtok (4:50 of 3rd)
2/3/06	3-2 Win	Brian Rolston (Shootout)
3/9/08	3-2 Loss	Patrick Marleau (Shootout)
3/19/08	4-3 Loss	Jeremy Roenick (Shootout)
12/31/08	3-2 Win	Brent Burns (1:38 of OT)
3/5/09	4-3 Win	Mikko Koivu (4:46 of OT)
3/10/09	5-4 Loss	Christian Ehrhoff (3:34 of OT)
1/10/12	5-4 Win	Matt Cullen (Shootout)
1/25/14	3-2 Loss	Joe Thornton (3:30 of OT)
10/30/14	4-3 Win	Jason Pominville (Shootout)
1/6/15	4-3 Loss	Marc-Edouard Vlasic (3:09 of OT)
12/10/17	4-3 Win	Nino Niederreiter (3:26 of OT)
2/25/18	3-2 Win	Jared Spurgeon (4:48 of OT)
St. Louis (8-10-5)		
3/6/01	3-3 Tie	Cam Stewart (17:59 of 3rd)
3/14/01	1-0 Loss	Scott Young (3:09 of OT)
10/19/01	3-2 Loss	Keith Tkachuk (0:46 of OT)
12/2/01	4-4 Tie	Al Macinnis (17:59 of 3rd)
10/12/02	2-2 Tie	Andrew Brunette (19:44 of 3rd)
1/5/04	1-1 Tie	Andrei Zyuzin (13:25 of 2nd)
1/17/04	2-2 Tie	Doug Weight (18:23 of 3rd)
3/10/06	2-1 Loss	Lee Stempniak (0:25 of OT)
4/04/06	5-4 Win	Brian Rolston (Shootout)
11/30/07	3-2 Win	Marian Gaborik (2:21 of OT)
2/10/08	2-1 Win	Brent Burns (Shootout)
2/11/11	5-4 Win	John Madden (Shootout)
3/29/11	3-2 Win	Mikko Koivu (Shootout)
11/19/11	3-2 Win	Matt Cullen (Shootout)

DATE	RESULT	GW/GT GOAL (TIME OF GOAL)
1/14/12	3-2 Loss	Kevin Shattenkirk (Shootout)
1/27/13	4-5 Loss	Vladimir Sobotka (2:16 of OT)
3/9/14	3-2 Loss	T.J. Oshie (Shootout)
11/29/14	3-2 Loss	Vladimir Tarasenko (Shootout)
10/31/15	3-2 Loss	David Backes (4:26 of OT)
11/26/16	4-3 Loss	David Perron (Shootout)
12/2/17	2-1 Win	Matt Dumba (0:39 of OT)
2/24/19	2-1 Win	Ryan Donato (2:29 of OT)
11/2/19	4-3 Loss	Ryan O'Reilly (2:27 of OT)
Tampa Bay (3-2-1)		
3/17/03	3-3 Tie	Andrew Brunette (15:35 of 3rd)
10/18/08	1-0 Win	Antti Miettinen (Shootout)
11/12/09	4-3 Loss	Vincent Lecavalier (Shootout)
1/2/16	3-2 Loss	Ryan Callahan (Shootout)
2/10/17	2-1 Win	Mikko Koivu (Shootout)
10/20/18	5-4 Win	Mikael Granlund (3:43 of OT)
Toronto (1-0-0)		
11/13/13	2-1 Win	Zach Parise (Shootout)
Vancouver (9-10-5)		
1/30/01	3-2 Loss	Mattias Ohlund (1:43 of OT)
3/4/01	4-3 Win	Aaron Gavey (2:26 of OT)
3/25/01	2-2 Tie	Filip Kuba (4:23 of 3rd)
4/5/02	5-4 Loss	Brendan Morrison (2:23 of OT)
1/28/03	2-2 Tie	Sergei Zholtok (9:38 of 3rd)
10/18/03	2-2 Tie	Henrik Sedin (18:28 of 3rd)
12/06/03	1-1 Tie	Trevor Linden (17:08 of 3rd)
3/10/04	1-1 Tie	Geoff Sanderson (15:43 of 3rd)
2/12/06	3-2 Loss	Daniel Sedin (1:26 of OT)
3/31/06	2-1 Win	Mikko Koivu (Shootout)
10/10/06	2-1 Win	Petteri Nummelin (Shootout)
2/14/07	3-2 Loss	Sami Salo (4:20 of OT)
3/4/07	4-3 Loss	Daniel Sedin (Shootout)
3/11/07	3-2 Win	Brent Burns (4:24 of OT)
2/14/08	5-4 Win	Mikko Koivu (3:18 of OT)
2/20/08	3-2 Loss	Daniel Sedin (3:18 of OT)
1/31/09	4-3 Win	Marc-Andre Bergeron (1:52 of OT)
3/31/09	2-1 Loss	Henrik Sedin (4:00 of OT)
4/4/10	4-3 Loss	Sami Salo (2:15 of OT)
10/22/11	3-2 Loss	Sami Salo (4:39 of OT)
12/17/13	3-2 Win	Jason Pominville (Shootout)
2/28/14	2-1 Win	Justin Fontaine (Shootout)
1/14/18	3-2 Loss	Brandon Sutter (2:50 of OT)
2/19/20	4-3 Win	Alex Galchenyuk (Shootout)
Vegas (0-1-0)		
10/6/18	2-1 Loss	Erik Haula (Shootout)
Washington (1-2-0)		
10/12/06	3-2 Win	Mikko Koivu (Shootout)
11/7/13	3-2 Loss	Nicklas Backstrom (Shootout)
3/28/17	5-4 Loss	T.J. Oshie (1:52 of OT)
Winnipeg (3-4-1)		
1/3/01	1-1 Tie	Donald Audette (4:36 of 1st)
3/7/08	3-2 Loss	Erik Christensen (Shootout)
2/16/12	4-3 Loss	Evander Kane (Shootout)
11/23/13	3-2 Win	Charlie Coyle (Shootout)
11/16/14	4-3 Win	Marco Scandella (1:01 of OT)
12/27/14	4-3 Loss	Andrew Ladd (2:47 of OT)
2/10/15	2-1 Loss	Dustin Byfuglien (4:00 of OT)
1/4/20	3-2 Win	Eric Staal (1:52 of OT)

ALL-TIME SHOOTOUT RESULTS



SEASON	SHOOTOUTS			HOME	ROAD	TOTAL
2005-06	8			2-1	3-2	5-3
2006-07	17			7-4	3-3	10-7
2007-08	11			0-3	3-5	3-8
2008-09	8			3-2	2-1	5-3
2009-10	12			3-4	2-3	5-7
2010-11	8			1-3	2-2	3-5
2011-12	20			6-3	5-6	11-9
2012-13	6			2-2	2-0	4-2
2013-14	16			3-4	5-4	8-8
2014-15	7			2-2	2-1	4-3
2015-16	5			1-1	2-1	3-2
2016-17	5			2-0	1-2	3-2
2017-18	6			2-1	1-2	3-3
2018-19	5			1-2	0-2	1-4
2019-20	5			1-3	1-0	2-3
TOTALS	139			36-35	34-34	70-69
OPPONENT	DATE	WILD	OPP	GOALTENDERS		DECIDING GOAL
Anaheim (3-2)	11/06/05	2-3	1-3	Fernandez/Giguere		Randy Robitaille
	10/27/06	1-2	0-3	Fernandez/Giguere		Mikko Koivu
	12/4/09	2-4	1-4	Backstrom/Hiller		Guillaume Latendresse
	2/17/18	2-11	3-11	Dubnyk/Gibson		Nick Ritchie
Arizona (2-1)	12/10/19	0-2	2-2	Kahkonen/Gibson		Rickard Rakell
	3/8/12	3-5	2-5	Hackett/LaBarbera		Dany Heatley
	12/13/14	2-2	1-3	Backstrom/Dubnyk		Mikko Koivu
	1/25/16	0-3	1-2	Dubnyk/Domingue		Anthony Duclair
Boston (1-1)	11/25/09	1-4	2-4	Backstrom/Rask		David Krejci
	4/8/14	1-3	0-3	Bryzgalov/Rask		Mikko Koivu
Buffalo (1-1)	3/5/16	2-4	1-4	Dubnyk/Lehner		Jason Pominville
	2/5/19	0-3	1-3	Dubnyk/Ullmark		Sam Reinhart
Calgary (6-6)	12/07/06	2-2	1-3	Fernandez/Kiprusoff		Mikko Koivu
	01/26/07	2-2	0-2	Backstrom/Kiprusoff		Pavol Demitra
	02/28/07	0-3	1-3	Harding/Kiprusoff		Jarome Iginla
	03/27/07	0-2	2-2	Backstrom/Kiprusoff		Alex Tanguay
	01/16/08	0-2	2-3	Backstrom/Kiprusoff		Kristian Huselius
	12/3/10	1-3	2-3	Backstrom/Karlsson		Rene Bourque
	4/8/10	2-3	0-2	Dubielewicz/Kiprusoff		Brent Burns
	3/22/12	1-4	0-4	Harding/Kiprusoff		Devin Setoguchi
	2/11/13	2-2	1-3	Backstrom/Irving		Mikko Koivu
	12/2/16	1-3	2-2	Dubnyk/Johnson		Sean Monahan
	12/12/17	2-5	1-5	Stalock/Smith		Mikael Granlund
	1/5/20	1-7	2-7	Stalock/Rittich		Dillon Dube
Carolina (2-3)	11/15/09	0-3	1-3	Backstrom/Leighton		Jussi Jokinen
	10/8/10	0-3	1-3	Backstrom/Ward		Jeff Skinner
	11/9/13	3-3	1-2	Harding/Peters		Mikko Koivu
	3/19/16	2-3	1-3	Dubnyk/Ward		Zach Parise
	10/7/17	0-3	1-3	Stalock/Darling		Jacob Slavin
Chicago (7-2)	12/05/06	3-6	2-6	Fernandez/Khabibulin		Pierre-Marc Bouchard
	1/14/07	1-2	0-3	Fernandez/Khabibulin		Pavol Demitra
	1/9/10	2-8	1-8	Harding/Huet		Owen Nolan
	12/14/11	0-2	2-2	Backstrom/Emery		Jonathan Toews
	4/1/12	2-3	1-3	Harding/Emery		Devin Setoguchi
	4/5/12	1-3	0-3	Harding/Crawford		Devin Setoguchi



ALL-TIME SHOOTOUT RESULTS

OPPONENT	DATE	WILD	OPP	GOALTENDERS	DECIDING GOAL
	2/4/12	1-3	2-2	Backstrom/Lehtonen	Jamie Benn
	1/30/13	2-3	1-3	Backstrom/Crawford	Matt Cullen
	4/3/14	0-3	1-3	Bryzgalov/Crawford	Marian Hossa
	3/20/16	1-2	0-3	Dubnyk/Darling	Charlie Coyle
Colorado (5-6)	11/18/06	1-3	2-3	Backstrom/Budaj	Joe Sakic
	1/6/07	1-4	2-4	Fernandez/Budaj	Milan Hejduk
	4/6/08	0-2	2-2	Harding/Theodore	Wojtek Wolski
	3/12/09	2-2	0-2	Backstrom/Budaj	Wojtek Wolski
	3/17/09	2-3	1-3	Backstrom/Budaj	Marek Zidlicky
	10/21/09	1-3	0-3	Backstrom/Anderson	Mikko Koivu
	11/28/09	2-2	0-2	Harding/Anderson	Mikko Koivu
	2/14/13	0-2	2-2	Backstrom/Giguere	Milan Hejduk
	11/30/13	0-3	1-3	Harding/Varlmov	Ryan O'Reilly
	12/14/13	2-2	1-3	Harding/Varlmov	Mikko Koivu
	11/24/17	2-3	0-2	Stalock/Bernier	Charlie Coyle
Columbus (2-5)	10/28/05	1-8	2-8	Rolason/Prusek	Trevor Letowski
	11/30/05	0-3	1-3	Fernandez/Lecaire	Jaroslav Balastik
	11/15/08	2-3	0-2	Backstrom/Mason	Marek Zidlicky
	12/27/10	1-2	3-3	Theodore/Mason	Kyle Wilson
	4/13/13	0-2	2-2	Backstrom/Bobrovsky	Mark Letestu
	3/15/14	2-4	3-4	Kuemper/Bobrovsky	Ryan Johansen
	1/30/18	2-4	1-4	Dubnyk/Bobrovsky	Zach Parise
Dallas (3-4)	12/02/06	1-3	3-3	Backstrom/Turco	Jussi Jokinen
	1/20/07	2-9	3-9	Backstrom/Turco	Stu Barnes
	2/20/07	1-3	0-3	Backstrom/Turco	Mikko Koivu
	4/10/10	0-4	1-4	Backstrom/Lehtonen	Jamie Benn
	2/4/12	1-3	2-2	Backstrom/Lehtonen	Jamie Benn
	1/24/17	3-5	2-5	Dubnyk/Lehtonen	Chris Stewart
	12/1/19	3-4	2-4	Stalock/Bishop	Mikko Koivu
Detroit (1-5)	1/10/08	2-3	1-3	Harding/Osgood	Marian Gaborik
	1/03/08	0-3	1-2	Harding/Osgood	Pavel Datsyuk
	1/21/10	2-8	3-8	Backstrom/Howard	Drew Miller
	2/20/11	0-2	2-3	Backstrom/Howard	Pavel Datsyuk
	1/20/15	0-2	2-2	Kuemper/Mrazek	Pavel Datsyuk
	1/20/15	2-8	3-8	Dubnyk/Howard	Darren Helm
Edmonton (6-3)	4/06/06	2-3	1-3	Fernandez/Rolason	Brian Rolston
	10/25/07	1-3	2-3	Harding/Rolason	Ales Hemsky
	2/8/09	1-4	0-4	Backstrom/Rolason	Mikko Koivu
	3/5/10	2-6	3-6	Backstrom/Deslauriers	Mike Comrie
	10/13/11	2-4	1-4	Backstrom/Khabibulin	Devin Setoguchi
	10/20/11	1-2	0-3	Backstrom/Khabibulin	Matt Cullen
	11/30/11	4-6	3-6	Backstrom/Khabibulin	Kyle Brodziak
	3/11/14	2-4	3-4	Kuemper/Fasth	Taylor Hall
	12/9/16	3-6	2-6	Dubnyk/Talbot	Eric Staal
Florida (1-2)	3/9/10	0-4	1-4	Backstrom/Vokoun	Cory Stillman
	2/23/12	2-2	0-2	Backstrom/Theodore	Erik Christensen
	10/19/13	0-2	2-2	Harding/Thomas	Jonathan Huberdeau
Los Angeles (6-4)	11/11/06	3-6	2-6	Fernandez/Garon	Todd White
	10/16/07	1-2	3-3	Backstrom/Aubin	Mike Cammalleri
	2/24/09	1-4	2-4	Backstrom/Quick	Drew Doughty
	10/25/10	2-5	3-5	Backstrom/Quick	Michal Handzus
	2/1/11	1-2	0-3	Backstrom/Bernier	Pierre-Marc Bouchard
	3/31/12	2-2	0-2	Backstrom/Bernier	Erik Christensen



ALL-TIME SHOOTOUT RESULTS

OPPONENT	DATE	WILD	OPP	GOALTENDERS	DECIDING GOAL
	3/30/13	3-3	1-2	Backstrom/Quick	Mikko Koivu
	10/3/13	0-2	2-2	Backstrom/Quick	Anze Kopitar
	1/7/14	1-4	0-4	Kuemper/Quick	Nino Niederreiter
	1/15/19	1-3	0-3	Stalock/Quick	Jason Zucker
Montreal (0-1)	3/1/12	0-3	1-3	Harding/Price	David Desharnais
Nashville (2-5)	11/16/06	3-4	2-4	Backstrom/Mason	Brian Rolston
	12/28/11	1-3	0-3	Harding/Rinne	Colin Wilson
	4/3/12	0-3	1-2	Backstrom/Lindback	Alexander Radulov
	3/9/13	2-3	1-3	Backstrom/Rinne	Matt Cullen
	3/27/18	0-3	1-2	Dubnyk/Rinne	Kyle Turris
	3/3/19	1-4	2-4	Stalock/Saros	Ryan Johansen
	3/5/19	0-4	1-4	Dubnyk/Rinne	Ryan Johansen
New Jersey (0-2)	12/03/05	0-3	1-3	Fernandez/Brodeur	Victor Kozlov
	03/13/08	0-3	1-3	Backstrom/Brodeur	Jamie Langenbrunner
N. Y. Islanders (1-1)	12/17/11	0-3	1-2	Backstrom/Montoya	Frans Nielsen
	3/24/15	1-2	0-3	Dubnyk/Halak	Zach Parise
N. Y. Rangers (0-1)	2/13/20	0-2	2-2	Stalock/Georgiev	Mika Zibanejad
Ottawa (1-1)	10/11/11	1-2	3-3	Backstrom/Anderson	Jason Spezza
	3/3/15	3-5	2-5	Dubnyk/Hammond	Charlie Coyle
Pittsburgh (1-0)	11/18/08	1-2	0-3	Backstrom/Sabourin	Marek Zidlicky
San Jose (3-2)	02/02/06	1-5	0-5	Fernandez/Toskala	Brian Rolston
	03/09/08	1-3	2-3	Backstrom/Nabokov	Patrick Marleau
	03/19/08	1-3	2-3	Backstrom/Nabokov	Jeremy Roenick
	1/10/12	2-2	0-2	Harding/Niemi	Matt Cullen
	10/30/14	2-3	1-3	Kuemper/Niemi	Jason Pominville
St. Louis (5-4)	04/04/06	2-3	1-3	Harding/Divis	Brian Rolston
	02/10/08	2-6	1-6	Harding/Legace	Brent Burns
	2/11/11	4-9	3-9	Theodore/Halak	John Madden
	3/29/11	2-3	1-3	Theodore/Halak	Mikko Koivu
	11/19/11	2-3	1-3	Harding/Halak	Matt Cullen
	1/14/12	0-3	1-3	Harding/Halak	Kevin Shattenkirk
	3/9/14	0-2	2-2	Bryzgalov/Elliott	T.J. Oshie
	11/29/14	0-3	1-3	Backstrom/Allen	Vladimir Tarasenko
	11/26/16	0-4	1-4	Dubnyk/Allen	David Perron
Tampa Bay (2-2)	10/18/08	1-2	0-3	Backstrom/Smith	Antti Miettinen
	11/12/09	0-2	2-2	Backstrom/Niittymaki	Vincent Lecavalier
	1/2/16	0-3	1-2	Dubnyk/Vasilevskiy	Ryan Callahan
	2/10/17	1-3	0-3	Dubnyk/Vasilevskiy	Mikko Koivu
Toronto (1-0)	11/13/13	2-3	0-2	Harding/Bernier	Zach Parise
Vancouver (6-1)	03/31/06	1-3	0-3	Fernandez/Auld	Mikko Koivu
	10/10/06	3-4	2-4	Fernandez/Luongo	Petteri Nummelin
	03/04/07	2-6	3-6	Backstrom/Luongo	Daniel Sedin
	02/14/08	2-3	1-3	Backstrom/Luongo	Mikko Koivu
	12/17/13	1-3	0-3	Harding/Luongo	Jason Pominville
	2/28/14	1-7	0-7	Kuemper/Lack	Justin Fontaine
	2/19/20	3-5	2-5	Dubnyk/Markstrom	Alex Galchenyuk
Vegas (0-1)	10/6/18	0-3	1-3	Dubnyk/Fleury	Erik Haula
Washington (1-1)	10/12/06	1-2	0-3	Fernandez/Johnson	Mikko Koivu
	11/7/13	0-3	1-3	Harding/Holtby	Nicklas Backstrom
Winnipeg (1-2)	03/07/08	0-3	1-3	Backstrom/Hedberg	Erik Christensen
	2/16/12	1-4	2-4	Backstrom/Mason	Evander Kane
	11/23/13	2-4	1-4	Backstrom/Pavelec	Charlie Coyle



ALL-TIME SHUTOUTS



BY THE WILD (109)

2019-20 (6)

10/14/19 at OTT (2-0).....	(Stalock-26 sv)
10/22/19 vs. EDM (3-0).....	(Stalock-16 sv; Dubnyk-9 sv)
12/23/19 vs. CGY (3-0).....	(Dubnyk-22 sv)
1/18/20 vs. DAL (7-0).....	(Stalock-27 sv)
2/11/20 vs. VGK (4-0).....	(Stalock-26 sv)
2/28/20 at CBJ (5-0).....	(Stalock-24 sv)

2018-19 (2)

1/7/19 at MTL (1-0).....	(Dubnyk-32 sv)
3/7/19 at TB (3-0).....	(Dubnyk-25 sv)

2017-18 (6)

11/9/17 at MTL (3-0).....	(Dubnyk-41 sv)
11/11/17 at PHI (1-0).....	(Dubnyk-32 sv)
11/14/17 vs. PHI (3-0).....	(Dubnyk-30 sv)
12/14/17 vs. TOR (2-0).....	(Stalock-28 sv)
2/10/18 vs. CHI (3-0).....	(Dubnyk-44 sv)
4/2/18 vs. EDM (3-0).....	(Dubnyk-22 sv)

2016-17 (5)

10/25/16 at BOS (5-0).....	(Dubnyk-27 sv)
10/27/16 at BUF (4-0).....	(Dubnyk-38 sv)
10/29/16 vs. DAL (4-0).....	(Dubnyk-29 sv)
11/17/16 vs. BOS (1-0).....	(Dubnyk-25 sv)
12/20/16 vs. COL (2-0).....	(Dubnyk-18 sv)

2015-16 (8)

10/24/15 vs. ANA (3-0).....	(Dubnyk-15 sv)
11/7/15 vs. TB (1-0).....	(Dubnyk-31 sv)
11/21/15 vs. NSH (4-0).....	(Dubnyk-23 sv)
12/3/15 vs. TOR (1-0).....	(Dubnyk-28 sv)
12/5/15 vs. COL (3-0).....	(Dubnyk-11 sv; Kuemper-9 sv)
12/12/15 at SJ (2-0).....	(Kuemper-25 sv)
1/21/16 at LA (3-0).....	(Kuemper-32 sv)
3/26/16 at COL (4-0).....	(Dubnyk-29 sv)

2014-15 (8)

10/9/14 vs. COL (5-0).....	(Kuemper-16 sv)
10/11/14 at COL (3-0).....	(Kuemper-30 sv)
10/23/14 vs. ARI (2-0).....	(Kuemper-26 sv)
1/15/15 at BUF (7-0).....	(Dubnyk-18 sv)
1/29/15 at CGY (1-0).....	(Dubnyk-30 sv)
2/3/15 vs. CHI (3-0).....	(Dubnyk-24 sv)
2/7/15 vs. COL (1-0).....	(Dubnyk-18 sv)
2/20/15 at EDM (4-0).....	(Dubnyk-15 sv)

2013-14 (8)

10/22/13 vs. NSH (2-0).....	(Harding-16 sv)
11/3/13 vs. NJ (4-0).....	(Harding-19 sv)
12/2/13 vs. PHI (2-0).....	(Harding-21 sv)
1/12/14 at NSH (4-0).....	(Kuemper-23 sv)
2/27/14 at EDM (3-0).....	(Kuemper-21 sv)
3/18/14 at NYI (6-0).....	(Bryzgalov-36 sv)
4/5/14 vs. PIT (4-0).....	(Bryzgalov-20 sv)
4/7/14 at WPG (1-0).....	(Bryzgalov-24 sv)

2012-13 (3)

1/20/13 vs. DAL (1-0).....	(Harding-24 sv)
3/23/13 vs. SJS (2-0).....	(Backstrom-33 sv)
4/7/13 at CBJ (3-0).....	(Backstrom-24 sv)

2011-12 (6)

10/29/11 vs. DET (1-0).....	(Harding-36 sv)
11/8/11 at CGY (3-0).....	(Backstrom-41 sv)
11/17/11 vs. COL (1-0).....	(Backstrom-27 sv)
2/2/12 at COL (1-0).....	(Backstrom-37 sv)
2/9/12 vs. BOS (2-0).....	(Backstrom-48 sv)
3/19/12 vs. VAN (2-0).....	(Harding-33 sv)

2010-11 (5)

11/2/10 vs. SJ (1-0).....	(Backstrom-36 sv)
1/8/11 at PIT (4-0).....	(Theodore-26 sv)
1/16/11 vs. VAN (4-0).....	(Khudobin-32 sv)
1/19/11 at CGY (6-0).....	(Backstrom-37 sv)
2/1/11 vs. LA (1-0, SO).....	(Backstrom-27 sv)

2009-10 (3)

12/9/09 at COL (1-0).....	(Backstrom-22 sv)
1/28/10 at COL (1-0).....	(Harding-29 sv)
3/3/10 at CGY (4-0).....	(Backstrom-29 sv)

2008-09 (8)

10/18/08 at TB (1-0, SO).....	(Backstrom-32 sv)
11/13/08 vs. ARI (4-0).....	(Backstrom-24 sv)
12/3/08 vs. STL (4-0).....	(Backstrom-22 sv)
1/4/09 at COL (2-0).....	(Backstrom-33 sv)
1/6/09 at BOS (1-0).....	(Backstrom-28 sv)
2/4/09 vs. ANA (3-0).....	(Backstrom-34 sv)
3/22/09 vs. EDM (3-0).....	(Backstrom-31 sv)
4/3/09 vs. CGY (4-0).....	(Backstrom-27 sv)

2007-08 (5)

10/4/07 vs. CHI (1-0).....	(Backstrom-27 sv)
10/10/07 vs. EDM (2-0).....	(Backstrom-21 sv)
10/14/07 at ANA (2-0).....	(Harding-37 sv)
3/15/08 vs. LA (2-0).....	(Backstrom-24 sv)
3/28/08 vs. VAN (4-0).....	(Backstrom-28 sv)

2006-07 (8)

10/14/06 vs. CBJ (5-0).....	(Fernandez-24 sv)
11/24/06 vs. ARI (4-0).....	(Backstrom-28 sv)
01/19/07 at CHI (3-0).....	(Fernandez-24 sv)
02/3/07 at ARI (1-0).....	(Backstrom-29 sv)
03/1/07 at EDM (5-0).....	(Harding-30 sv)
03/27/07 vs. CGY (0-1).....	(Backstrom-24 sv)
04/3/07 vs. EDM (3-0).....	(Backstrom-25 sv)
04/5/07 vs. EDM (3-0).....	(Backstrom-22 sv)

2005-06 (3)

10/12/05 vs. VAN (6-0).....	(Roloson-33 sv)
12/8/05 at PIT (5-0).....	(Fernandez-22 sv)
04/11/06 vs. CHI (2-0).....	(Harding-27 sv)

2003-04 (7)

11/7/03 at CGY (3-0).....	(Roloson-34 sv)
11/11/03 vs. VAN (1-0).....	(Roloson-29 sv)
12/3/03 vs. EDM (1-0).....	(Fernandez-34 sv)
2/2/04 vs. STL (4-0).....	(Roloson-24 sv)
2/13/04 vs. EDM (3-0).....	(Roloson-28 sv)
3/18/04 at BOS (2-0).....	(Fernandez-31 sv)
4/4/04 vs. STL (3-0).....	(Roloson-24 sv)

2002-03 (6)

11/16/02 vs. WSH (1-0).....	(Roloson-17 sv)
2/10/03 at PHI (1-0).....	(Fernandez-30 sv)
2/12/03 vs. PHI (2-0).....	(Roloson-31 sv)
2/25/03 at OTT (3-0).....	(Roloson-28 sv)
3/23/03 vs. DET (4-0).....	(Roloson-33 sv)
3/31/03 vs. CGY (3-0).....	(Fernandez-26 sv)

2001-02 (6)

10/6/01 at SJ (0-0).....	(Roloson-36 sv)
11/21/01 at SJ (2-0).....	(Fernandez-22 sv)
11/29/01 vs. FLA (6-0).....	(Roloson-29 sv)
1/2/02 vs. TB (2-0).....	(Roloson-36 sv)
3/7/02 at STL (3-0).....	(Roloson-28 sv)
3/10/02 vs. CBJ (5-0).....	(Roloson-14 sv)

2000-01 (6)

10/22/00 vs. FLA (0-0).....	(McLennan-24 sv)
11/24/00 vs. CHI (2-0).....	(Fernandez-27 sv)
12/17/00 vs. DAL (6-0).....	(Fernandez-24 sv)
1/10/01 vs. WSH (3-0).....	(Fernandez-17 sv)
1/24/01 at ANA (5-0).....	(Fernandez-20 sv)
3/21/01 vs. NSH (0-0).....	(McLennan-27 sv)

ALL-TIME SHUTOUTS

BY THE OPPONENT (114)

2019-20 (4)

10/17/19 at MTL (0-4).....	(Price-17 sv)
10/24/19 at NSH (0-4).....	(Rinne-26 sv)
12/21/19 vs. WPG (0-6).....	(Hellebuyck-31 sv)
2/15/20 vs. SJ (0-2).....	(Jones-39 sv)

2018-19 (11)

12/6/18 at CGY (0-2).....	(Smith-31 sv)
12/18/18 vs. SJ (0-4).....	(Jones-26 sv)
1/8/19 at BOS (0-4).....	(Rask-24 sv)
1/17/19 vs. ANA (0-3).....	(Gibson-37 sv)
2/17/19 vs. STL (0-4).....	(Binnington-31 sv)
2/19/19 vs. ANA (0-4).....	(Miller-31 sv)
3/11/19 vs. SJ (0-3).....	(Jones-24 sv)
3/25/19 vs. NSH (0-1).....	(Saros-29 sv)
3/31/19 at ARI (0-4).....	(Kuemper-39 sv)
4/4/19 vs. BOS (0-3).....	(Halak-26 sv)
4/6/19 at DAL (0-3).....	(Bishop-24 sv)

2017-18 (4)

10/24/17 vs. VAN (0-1).....	(Nilsson-29 sv)
11/4/17 vs. CHI (0-2).....	(Crawford-24 sv)
12/23/17 at TB (0-3).....	(Vasilevskiy-22 sv)
12/30/17 at NSH (0-3).....	(Juuse Saros-29 sv)

2016-17 (5)

11/5/16 at COL (0-1).....	(Pickard-32 sv)
11/5/16 vs. CGY (0-1).....	(Johnson-27 sv)
2/14/17 vs. ANA (0-1).....	(Gibson-37 sv)
3/2/17 at COL (0-1).....	(Bobrovsky-38 sv)
4/1/17 at NSH (0-3).....	(Rinne-31 sv)

2015-16 (3)

1/15/16 vs. WPG (0-1).....	(Hellebuyck-24 sv)
1/16/16 at NSH (0-3).....	(Hutton-29 sv)
4/5/16 vs. SJ (0-3).....	(Reimer-29 sv)

2014-15 (3)

11/6/14 at OTT (0-3).....	(Anderson-35 sv)
11/26/14 vs. LA (0-4).....	(Jones-28 sv)
4/6/15 vs. WPG (0-2).....	(Pavelec-32 sv)

2013-14 (4)

11/25/13 at STL (0-3).....	(Halak-22 sv)
12/6/13 at CBJ (0-4).....	(McElhinney-20 sv)
1/14/14 vs. OTT (0-3).....	(Lehner-27 sv)
1/21/14 at DAL (0-4).....	(Lehtonen-18 sv)

2012-13 (3)

4/4/13 at LA (0-3).....	(Bernier-23 sv)
4/9/13 vs. CHI (0-1).....	(Emery-20 sv)
4/11/13 vs. STL (0-2).....	(Elliott-23 sv)

2011-12 (8)

12/19/11 at VAN (0-4).....	(Luongo-33 sv)
1/4/12 at VAN (0-3).....	(Luongo-28 sv)
2/18/12 at STL (0-4).....	(Elliott-13 sv)
2/28/12 vs. LA (0-4).....	(Bernier-26 sv)
3/2/12 at DET (0-6).....	(Howard-19 sv)
3/4/12 vs. COL (0-2).....	(Varlamov-30 sv)
3/13/12 vs. DAL (0-1).....	(Lehtonen-25 sv)
3/25/12 at WSH (0-3).....	(Holtby-28 sv)

2010-11 (8)

11/29/10 at CGY (0-3).....	(Kiprusoff-32 sv)
1/9/11 vs. DAL (0-4).....	(Raycroft-26 sv)
2/1/11 vs. LA (0-1).....	(Bernier-25 sv)
2/5/11 at ARI (0-1).....	(Bryzgalov-25 sv)
3/10/11 at NSH (0-4).....	(Rinne-19 sv)
3/11/11 at DAL (0-4).....	(Lehtonen-14 sv)
3/22/11 vs. TOR (0-3).....	(Reimer-29 sv)
4/7/11 at VAN (0-5).....	(Luongo-29 sv)

2009-10 (4)

12/7/09 at ARI (0-2).....	(Bryzgalov-28 sv)
1/14/10 at STL (0-1).....	(Mason-19 sv)
3/18/10 at NSH (0-5).....	(Rinne-17 sv)
3/31/10 vs. CHI (0-4).....	(Niemi-21 sv)

2008-09 (6)

10/18/08 at TB (0-1).....	(Smith-21 sv)
11/8/08 at VAN (0-2).....	(Luongo-29 sv)
12/6/08 at NSH (0-1).....	(Rinne-32 sv)
1/17/09 vs. ANA (0-3).....	(Hiller-30 sv)
2/6/09 vs. NSH (0-2).....	(Dan Ellis-22 sv)
3/20/09 at NJ (0-4).....	(Brodeur-35 sv)

2007-08 (4)

11/23/07 vs. CBJ (0-4).....	(Leclaire-32 sv)
12/7/07 at DET (0-5).....	(Hasek-19 sv)
2/7/08 vs. DAL (0-1).....	(Smith-25 sv)
2/20/08 at CHI (0-3).....	(Khabibulin-38 sv)

2006-07 (4)

12/1/06 vs. DET (0-3).....	(Hasek-20 sv)
01/9/07 at CGY (0-3).....	(Kiprusoff-26 sv)
03/6/07 vs. SJ (0-3).....	(Nabokov-26 sv)
03/27/07 vs. CGY (0-1).....	(Kiprusoff-38 sv)

2005-06 (1)

11/1/05 at CGY (0-3).....	(Kiprusoff-23 sv)
---------------------------	-------------------

2003-04 (9)

10/8/03 at CHI (0-1).....	(Thibault-33 sv)
11/13/03 vs. EDM (0-2).....	(Conklin-22 sv)
12/11/03 vs. TOR (0-1).....	(Belfour-28 sv)
1/9/04 vs. ARI (0-2).....	(Boucher-21 sv)
1/19/04 at NSH (0-2).....	(Vokoun-26 sv)
1/24/04 at SJ (0-4).....	(Nabokov-24 sv)
2/26/04 at NSH (0-4).....	(Vokoun-27 sv)
3/4/04 at ANA (0-2).....	(Giguere-28 sv)
3/24/04 at CBJ (0-2).....	(Denis-20 sv)

2002-03 (10)

11/10/02 at ANA (0-1).....	(Giguere-26 sv)
11/27/03 at DAL (0-5).....	(Turco-18 sv)
1/14/03 vs. BUF (0-1).....	(Miller-22 sv)
1/18/03 vs. ANA (0-1).....	(Giguere-33 sv)
3/1/03 at STL (0-2).....	(Sanford-27 sv)
3/7/03 at CAR (0-1).....	(Weekes-22 sv)
3/15/03 at CBJ (0-5).....	(Denis-24 sv)
3/25/03 at DET (0-4).....	(Joseph-18 sv)
3/26/03 vs. STL (0-1).....	(Osgood-31 sv)
4/2/03 at CBJ (0-3).....	(Denis-27 sv)

2001-02 (9)

10/6/01 at SJ (0-0).....	(Nabokov-19 sv)
11/4/01 vs. DET (0-2).....	(Hasek-21 sv)
11/11/01 vs. VAN (0-5).....	(Cloutier-18 sv)
11/14/01 vs. COL (0-1).....	(Roy-26 sv)
12/10/01 at MTL (0-4).....	(Theodore-24 sv)
1/15/02 at CAR (0-2).....	(Irlbe-22 sv)
1/30/02 vs. LA (0-2).....	(Potvin-20 sv)
2/8/02 vs. COL (0-6).....	(Aebischer-24 sv)
2/13/02 vs. DET (0-2).....	(Hasek-21 sv)

2000-01 (14)

10/13/00 at STL (0-2).....	(Johnson-16 sv)
10/22/00 vs. FLA (0-0).....	(Luongo-20 sv)
11/3/00 at EDM (0-3).....	(Salo-20 sv)
11/7/00 at COL (0-2).....	(Roy-23 sv)
11/8/00 vs. CGY (0-1).....	(Vernon-22 sv)
11/30/00 at ARI (0-2).....	(Esche-30 sv)
12/8/00 vs. ANA (0-1).....	(Hebert-27 sv)
12/10/00 at MTL (0-4).....	(Theodore-24 sv)
1/12/01 vs. COL (0-5).....	(Roy-21 sv)
1/15/01 at CBJ (0-3).....	(Tugnutt-31 sv)
2/16/01 vs. LA (0-4).....	(Storr-21 sv)
3/14/01 vs. STL (0-1).....	(Johnson-21 sv)
3/21/01 vs. NSH (0-0).....	(Dunham-23 sv)
3/28/01 vs. ARI (0-2).....	(Burke-29 sv)



INDIVIDUAL MILESTONES

ALL-TIME HAT TRICKS & PENALTY SHOTS



FIVE GOALS IN A GAME (1)

Marian Gaborik 12/20/07 vs. NYR

THREE GOALS IN A GAME (27)

Antti Laaksonen 11/26/00 vs. VAN
 Marian Gaborik 11/13/01 vs. ATL
 Marian Gaborik 3/10/02 vs. CBJ
 Marian Gaborik 11/4/02 at LA
 Marian Gaborik 11/23/02 vs. NSH
 Marian Gaborik 12/7/02 at NYR
 Marian Gaborik 2/17/04 at NJ
 Marian Gaborik 3/16/04 vs. OTT
 Marc Chouinard 10/5/05 vs. CGY
 Brian Rolston 11/5/05 at SJ
 Marian Gaborik 4/9/06 at COL
 Mark Parrish 12/9/06 vs. CHI
 Chuck Kobasew 11/27/09 vs. COL
 Guillaume Latendresse 1/16/10 at ARI
Ryan Suter 1/4/14 vs. WSH
 Justin Fontaine 1/9/14 at ARI
 Nino Niederreiter 11/13/14 vs. BUF
Zach Parise 10/8/15 at COL
Zach Parise 1/5/16 at CBJ
Zach Parise 3/24/16 vs. CGY
 Mikael Granlund 2/4/17 at VAN
 Jason Zucker 11/9/17 at MTL
 Mikael Granlund 12/29/17 vs. NSH
 Nino Niederreiter 1/4/18 vs. BUF
 Eric Staal 2/27/18 vs. STL
 Jason Zucker 3/7/19 at TB
Jared Spurgeon 2/21/20 at EDM

FOUR ASSISTS IN A GAME (7)

Marian Gaborik 10/26/02 at ARI
 Andrew Brunette 3/10/02 vs. CBJ
 Pascal Dupuis 3/25/04 at CHI
 Eric Belanger 11/15/07 at EDM
 Mikko Koivu 10/16/08 at FLA
 Mikko Koivu 1/2/11 vs. ARI
 Jason Zucker 2/27/18 vs. STL

SIX POINTS IN A GAME (2)

Marian Gaborik (2g-4a) 10/26/02 at ARI
 Marian Gaborik (5g-1a) 12/20/07 vs. NYR

FIVE POINTS IN A GAME (4)

Marian Gaborik (3g-2a) 3/16/04 vs. OTT
 Mikko Koivu (1g-4a) 10/16/08 at FLA
 Eric Staal (3g-2a=5) 2/27/18 vs. STL
 Jason Zucker (1g-4a=5) 2/27/18 vs. STL

FOUR POINTS IN A GAME (30)

Scott Pellerin (1g-3a) 10/18/00 vs. TB
 Antti Laaksonen (3g-1a) 11/26/00 vs. VAN
 Andrew Brunette (2g-2a) 11/8/01 at BOS
 Marian Gaborik (3g-1a) 3/10/02 vs. CBJ
 Andrew Brunette (0g-4a) 3/10/02 vs. CBJ
 Marian Gaborik (1g-3a) 1/16/03 vs. VAN
 Pascal Dupuis (0g-4a) 3/25/04 at CHI
 Brian Rolston (2g-2a) 12/17/05 vs. MTL
 Wes Walz (2g-2a) 2/4/06 at ARI
 Pierre-Marc Bouchard (2g-2a) 2/10/06 at EDM
 Brian Rolston (2g-2a) 3/12/06 vs. EDM
 Pierre-Marc Bouchard (1g-3a) 3/12/06 vs. EDM
 Marian Gaborik (3g-1a) 4/9/06 at COL
 Pierre-Marc Bouchard (2g-2a) 1/2/07 vs. ATL
 Eric Belanger (0g-4a) 11/15/07 at EDM
 Pierre-Marc Bouchard (2g-2a) 1/21/08 at VAN
 Marian Gaborik (2g-2a) 3/25/09 at NYI
 Guillaume Latendresse (1g-3a) 1/11/10 vs. PIT

Mikko Koivu (0g-4a) 1/2/11 vs. ARI
Zach Parise (2g-2a) 1/30/14 at COL
 Mikko Koivu (1g-3a) 12/15/15 vs. VAN
 Thomas Vanek (1g-3a) 12/15/15 vs. VAN
Zach Parise (3g-1a) 3/24/16 vs. CGY
 Charlie Coyle (1g-3a) 12/23/16 at NYR
 Mikael Granlund (3g-1a) 2/4/17 at VAN
 Jason Pominville (2g-2a) 2/7/17 at WPG
 Mikael Granlund (2g-2a=4) 2/23/18 at NYR
 Eric Staal (2g-2a=4) 2/23/18 at NYR
 Mikael Granlund (2g-2a=4) 2/27/18 vs. STL
Matt Dumba (1g-3a=4) 3/29/18 vs. DAL

40-GOAL SEASONS (2)

Marian Gaborik (42) 2007-08
 Eric Staal (42) 2017-18

30-GOAL SEASONS (10)

Marian Gaborik (38) 2005-06
 Brian Rolston (34) 2005-06
Zach Parise (33) 2014-15
 Jason Zucker (33) 2017-18
 Brian Rolston (31) 2006-07
 Marian Gaborik (30) 2001-02
 Marian Gaborik (30) 2002-03
 Marian Gaborik (30) 2006-07
 Brian Rolston (30) 2007-08
 Jason Pominville (30) 2013-14

20-GOAL SEASONS (33)

Zach Parise (29) 2013-14
 Eric Staal (28) 2016-17
Zach Parise (28) 2018-19
 Mikael Granlund (26) 2016-17
 Pavol Demitra (25) 2006-07
 Owen Nolan (25) 2008-09
 Andrew Brunette (25) 2009-10
 Guillaume Latendresse (25) 2009-10
Zach Parise (25) 2015-16
 Nino Niederreiter (25) 2016-17
Zach Parise (25) 2019-20
 Dany Heatley (24) 2011-12
 Nino Niederreiter (24) 2014-15
Kevin Fiala (23) 2019-20
 Andrew Brunette (22) 2008-09
 Mikko Koivu (22) 2009-10
 Martin Havlat (22) 2010-11
 Kyle Brodziak (22) 2011-12
 Jason Zucker (22) 2016-17
 Eric Staal (22) 2018-19
 Andrew Brunette (21) 2001-02
 Thomas Vanek (21) 2014-15
 Jason Zucker (21) 2014-15
 Charlie Coyle (21) 2015-16
 Mikael Granlund (21) 2017-18
 Jason Zucker (21) 2018-19
 Pascal Dupuis (20) 2002-03
 Alexandre Daigle (20) 2003-04
 Pierre-Marc Bouchard (20) 2006-07
 Mikko Koivu (20) 2006-07
 Mikko Koivu (20) 2008-09
 Antti Miettinen (20) 2009-10
 Nino Niederreiter (20) 2015-16

Marian Gaborik (2g-4a) 10/26/02 at ARI
 Marian Gaborik (5g-1a) 12/20/07 vs. NYR

Marian Gaborik (3g-2a) 3/16/04 vs. OTT
 Mikko Koivu (1g-4a) 10/16/08 at FLA
 Eric Staal (3g-2a=5) 2/27/18 vs. STL
 Jason Zucker (1g-4a=5) 2/27/18 vs. STL

FOUR POINTS IN A GAME (30)

Scott Pellerin (1g-3a) 10/18/00 vs. TB
 Antti Laaksonen (3g-1a) 11/26/00 vs. VAN
 Andrew Brunette (2g-2a) 11/8/01 at BOS
 Marian Gaborik (3g-1a) 3/10/02 vs. CBJ
 Andrew Brunette (0g-4a) 3/10/02 vs. CBJ
 Marian Gaborik (1g-3a) 1/16/03 vs. VAN
 Pascal Dupuis (0g-4a) 3/25/04 at CHI
 Brian Rolston (2g-2a) 12/17/05 vs. MTL
 Wes Walz (2g-2a) 2/4/06 at ARI
 Pierre-Marc Bouchard (2g-2a) 2/10/06 at EDM
 Brian Rolston (2g-2a) 3/12/06 vs. EDM
 Pierre-Marc Bouchard (1g-3a) 3/12/06 vs. EDM
 Marian Gaborik (3g-1a) 4/9/06 at COL
 Pierre-Marc Bouchard (2g-2a) 1/2/07 vs. ATL
 Eric Belanger (0g-4a) 11/15/07 at EDM
 Pierre-Marc Bouchard (2g-2a) 1/21/08 at VAN
 Marian Gaborik (2g-2a) 3/25/09 at NYI
 Guillaume Latendresse (1g-3a) 1/11/10 vs. PIT

50-ASSIST SEASONS (1)

Pierre-Marc Bouchard (50) 2007-08

40-ASSIST SEASONS (16)

Mikko Koivu (49) 2009-10
 Andrew Brunette (48) 2001-02
 Mikko Koivu (47) 2008-09

Mikael Granlund (46) 2017-18
 Brian Rolston (45) 2005-06
 Mikko Koivu (45) 2010-11
Ryan Suter (45) 2017-18
 Mikko Koivu (43) 2013-14
Ryan Suter (43) 2015-16
 Mikael Granlund (43) 2016-17
 Pierre-Marc Bouchard (42) 2005-06
 Marian Gaborik (41) 2007-08
 Martin Havlat (40) 2010-11
 Mikko Koivu (40) 2016-17
Ryan Suter (40) 2018-19
 Ryan Suter (40) 2019-20

80-POINT SEASONS (1)

Marian Gaborik (83) 2007-08

70-POINT SEASONS (3)

Brian Rolston (79) 2005-06
 Eric Staal (76) 2017-18
 Mikko Koivu (71) 2009-10

60-POINT SEASONS (18)

Andrew Brunette (69) 2001-02
 Mikael Granlund (69) 2016-17
 Marian Gaborik (67) 2001-02
 Mikael Granlund (67) 2017-18
 Mikko Koivu (67) 2008-09
 Marian Gaborik (66) 2005-06
 Marian Gaborik (65) 2002-03
 Eric Staal (65) 2016-17
 Pavol Demitra (64) 2006-07
 Brian Rolston (64) 2006-07
 Jason Zucker (64) 2017-18
 Pierre-Marc Bouchard (63) 2007-08
 Martin Havlat (62) 2010-11
 Mikko Koivu (62) 2010-11
Zach Parise (62) 2014-15
 Andrew Brunette (61) 2009-10
Zach Parise (61) 2018-19
 Jason Pominville (60) 2013-14

45+SAVES IN A GAME (10)

Dwayne Rolson (53) 11/8/01 at BOS
 Dwayne Rolson (52) 10/28/05 at CBJ
 Devan Dubnyk (52) 10/13/18 vs. CAR
 Niklas Backstrom (48) 2/19/12 vs. BOS
 Niklas Backstrom (47) 12/22/07 vs. DET
 Niklas Backstrom (47) 3/7/11 vs. SJ
 Josh Harding (47) 1/14/12 at STL
 Niklas Backstrom (46) 12/27/07 at ARI
 Niklas Backstrom (46) 11/4/08 at SJ
 Jose Theodore (46) 2/25/11 at ANA

40-WIN SEASONS (1)

Devan Dubnyk (40) 2016-17

30-WIN SEASONS (6)

Niklas Backstrom (37) 2008-09
 Devan Dubnyk (35) 2017-18
 Niklas Backstrom (33) 2007-08
 Devan Dubnyk (32) 2015-16
 Devan Dubnyk (31) 2018-19
 Manny Fernandez (30) 2005-06

HAT TRICKS FOR (28)

Antti Laaksonen vs. VAN 11/26/00 (F. Potvin), 3-1=4 pts.
 Marian Gaborik vs. ATL 11/13/01 (D. Rhodes), 3-0=3 pts.
 Marian Gaborik vs. CBJ 3/10/02 (R. Tugnut), 3-1=4 pts.
 Marian Gaborik at LA 11/4/02 (J. Storr), 3-0=3 pts.
 Marian Gaborik vs. NSH 11/23/02 (M. Dunham), 3-0=3 pts.
 Marian Gaborik at VAN 12/7/02 (D. Cloutier), 3-0=3 pts.
 Marian Gaborik at NJ 2/17/04 (M. Brodeur), 3-0=3 pts.
 Marian Gaborik vs. OTT 3/16/04 (P. Lalime), 3-2=5 pts.
 Marc Chouinard vs. CGY 10/5/05 (M. Kiprusoff), 3-0=3 pts.
 Brian Rolston at SJ 11/5/05 (N. Schaefer), 3-0=3 pts.
 Marian Gaborik at COL 4/09/06 (P. Budaj/J. Theodore), 3-1=4 pts.
 Mark Parrish vs. CHI 12/9/06 (B. Boucher), 3-0=3 pts.
 Marian Gaborik vs. NYR 12/20/07 (H. Lundqvist), 5-1=6 pts.
 Chuck Kobasew vs. COL 11/27/09 (C. Anderson), 3-0=3 pts.
 Guillaume Latendresse at ARI 1/16/10 (I. Bryzgalov), 3-0=3 pts.
 Ryan Suter vs. WSH 1/4/14 (B. Holtby), 3-0=3 pts.
 Justin Fontaine at ARI 1/9/14 (M. Smith), 3-0=3 pts.
 Nino Niederreiter vs. BUF 11/13/14 (J. Enroth), 3-0=3 pts.
 Zach Parise at COL 10/8/15 (S. Varlamov), 3-0=3 pts.
 Zach Parise at CBJ 1/5/16 (A. Forsberg), 3-0=3 pts.
 Zach Parise vs. CGY 3/24/16 (N. Backstrom), 3-1=4 pts.
 Mikael Granlund at VAN 2/4/17 (R. Miller), 3-1=4 pts.
 Jason Zucker at MTL 11/9/17 (C. Lindgren), 3-0=3 pts.
 Mikael Granlund vs. NSH 12/29/17 (P. Rinne), 3-0=3 pts.
 Nino Niederreiter vs. BUF 1/4/18 (R. Lehner), 3-0=3 pts.
 Eric Staal vs. STL 2/27/18 (C. Hutton/J. Allen), 3-2=5 pts.
 Jason Zucker at TB 3/7/19 (A. Vasilievski), 3-0=3 pts.
 Jared Spurgeon at EDM 2/21/20 (M. Koskinen), 3-0=3 pts.

HAT TRICKS AGAINST (27)

Radim Vrbata vs. COL 2/8/02 (Fernandez/Roloson), 3-0=3 pts.
 Vaclav Prospal at ANA 1/23/04 (Roloson), 3-1=4 pts.
 Jason Blake at NYI 3/19/04 (Roloson), 3-0=3 pts.
 Jarome Iginla vs. CGY 3/29/07 (Backstrom/Harding), 3-0=3 pts.
 Markus Naslund vs. VAN 11/21/07 (Harding), 3-0=3 pts.
 Henrik Zetterberg vs. DET 12/7/07 (Harding), 3-0=3 pts.
 Jarome Iginla at CGY 3/22/08 (Harding), 3-0=3 pts.
 Nikita Filatov at CBJ 1/10/09 (Harding), 3-0=3 pts.
 Jamie Langenbrunner vs. NJ 1/2/10 (Backstrom), 3-0=3 pts.
 Jarome Iginla vs. CGY 3/7/10 (Backstrom), 3-1=4 pts.
 Corey Perry at ANA 12/12/10 (Backstrom), 3-2=5 pts.
 P.K. Subban vs. MTL 3/20/11 (Theodore/Backstrom), 3-1=4 pts.
 Ryan Kesler at VAN 4/7/11 (Backstrom), 3-0=3 pts.
 Max Pacioretty at MTL 11/19/13 (Harding), 3-0=3 pts.
 T.J. Oshie at STL 3/27/14 (Kuemper), 3-0=3 pts.
 Loui Eriksson at BOS 11/19/15 (Dubnyk), 3-0=3 pts.
 Alex Ovechkin vs. WSH 2/11/16 (Dubnyk), 3-0=3 pts.
 Alex Ovechkin vs. CHI 2/21/17 (Dubnyk), 3-2=5 pts.
 Alex Ovechkin vs. WSH 3/28/17 (Dubnyk), 3-1=4 pts.
 Dustin Brown at LA 4/5/18 (Stalock), 4-0=4 pts.
 Patrick Kane at CHI 12/27/18 (Dubnyk/Stalock), 3-0=3 pts.
 Tyler Bertuzzi vs. DET 1/12/19 (Dubnyk), 3-0=3 pts.
 James van Riemsdyk at PHI 1/14/19 (Dubnyk/Stalock), 3-0=3 pts.
 Alexander Radulov at DAL 10/29/19 (Stalock), 3-1=4 pts.
 Sebastian Aho at CAR 12/7/19 (Stalock), 3-2=5 pts.
 Patrick Kane at CHI 12/15/19 (Kahkonen), 3-0=3 pts.
 Dustin Brown at LA 3/7/20 (Stalock), 3-1=4 pts.

PENALTY SHOTS FOR (17-FOR-36)

Scott Pellerin vs. Joaquin Gage; no goal, 10/15/00 vs. EDM
 Maxim Shushinsky vs. Felix Potvin; no goal, 11/26/00 vs. VAN
 Antti Laaksonen vs. Patrick Lalime; no goal, 12/20/00 vs. OTT
 Sebastien Bordeleau vs. Felix Potvin; goal, 10/7/01 at LA
 Stacy Roest vs. Dan Cloutier; goal, 3/2/02 at VAN
 Antti Laaksonen vs. Brent Johnson; goal, 3/26/02 at STL
 Marian Gaborik vs. Jocelyn Thibault; no goal, 2/5/03 vs. CHI
 Antti Laaksonen vs. Johan Hedberg; no goal, 10/18/03 vs. VAN
 Marian Gaborik vs. Sebastien Caron; goal, 11/19/03 at PIT
 Richard Park vs. Miikka Kiprusoff; goal, 12/29/03 at CAL
 Wes Walz vs. Reinhard Divis; goal, 2/2/04 vs. STL
 Antti Laaksonen vs. Dan Cloutier; goal, 2/19/04 vs. VAN
 Marian Gaborik vs. Reinhard Divis; no goal, 4/4/04 vs. STL
 Alexandre Daigle vs. Curtis Joseph; no goal, 10/8/05 at ARI
 Pierre-Marc Bouchard vs. Dan Cloutier; goal, 10/12/05 vs. VAN
 Brian Rolston vs. Miikka Kiprusoff; no goal, 12/29/05 at CGY
 Marian Gaborik vs. Vesa Toskala; goal, 2/2/06 at SJ
 Todd White vs. Dan Cloutier; no goal, 10/25/06 vs. LA
 Brian Rolston vs. Roberto Luongo; goal, 11/2/06 vs. VAN
 Brian Rolston vs. Ray Emery; goal, 11/20/06 at OTT
 Pierre-Marc Bouchard vs. Tomas Vokoun; goal, 2/17/07 at NSH
 Marian Gaborik vs. Ryan Miller; no goal, 3/9/07 at BUF
 James Sheppard vs. Evgeni Nabokov; no goal, 4/2/10 vs. SJ
 Mikko Koivu vs. Alex Auld; goal, 3/20/11 vs. MTL
 Matt Cullen vs. Curtis McElhinney; goal, 12/31/11 vs. ARI
 Devin Setoguchi vs. Semyon Varlamov; goal, 3/6/12 at COL
 Devin Setoguchi vs. Jonathan Bernier; no goal, 3/31/12 vs. LA
 Pierre-Marc Bouchard vs. Steve Mason; no goal, 1/29/13 vs. CBJ
 Charlie Coyle vs. Jimmy Howard; goal, 3/22/14 vs. DET
 Nino Niederreiter vs. Antti Raanta; goal, 12/16/14 at CHI
 Jason Zucker vs. Corey Crawford; no goal, 1/11/15 at CHI
 Zach Parise vs. Sergei Bobrovsky; no goal, 1/19/15 vs. CBJ
 Jason Zucker vs. Pekka Rinne; no goal, 12/19/15 at NSH
 Eric Staal vs. Semyon Varlamov; no goal, 12/20/16 vs. COL
 Mikael Granlund vs. Connor Hellebuyck; no goal, 2/7/17 at WPG
 Mikael Granlund vs. Tuukka Rask; no goal, 11/6/17 at BOS

PENALTY SHOTS AGAINST (12-FOR-20 STOPPED)

Petr Sykora vs. Manny Fernandez; no goal, 1/21/01 vs. NJ
 Ziggy Palffy vs. Manny Fernandez; no goal, 10/7/01 at LA
 Brad Isbister vs. Dwayne Roloson; no goal, 2/10/02 vs. NYI
 Pavel Datsyuk vs. Dwayne Roloson; no goal, 11/15/03 vs. DET
 Ladislav Nagy vs. Dwayne Roloson; goal, 10/8/05 at ARI
 Niklas Sundstrom vs. Dwayne Roloson; no goal, 12/17/05 vs. MTL
 Paul Kariya vs. Niklas Backstrom; no goal, 11/16/06 at NSH
 John Pohl vs. Manny Fernandez; goal, 12/26/06 at TOR
 Tomas Pihl vs. Niklas Backstrom; goal, 3/9/08 vs. SJ
 Corey Perry vs. Niklas Backstrom; goal, 12/12/10 at ANA
 Taylor Hall vs. Niklas Backstrom; no goal, 12/22/11 at EDM
 Patrik Berglund vs. Josh Harding; no goal, 2/18/12 at STL
 Andrew Desjardins vs. Niklas Backstrom; no goal, 3/23/13 vs. SJ
 Eric Nystrom vs. Josh Harding; goal, 10/8/13 at NSH
 Olli Maata vs. Niklas Backstrom; goal, 12/9/13 at PIT
 Jordie Benn vs. Darcy Kuemper; goal, 1/21/14 at DAL
 Keith Yandle vs. Devan Dubnyk; no goal, 12/17/15 vs. NYR
 Chandler Stephenson vs. Alex Stalock; no goal, 11/18/17 at WSH
 Brendan Perlini vs. Alex Stalock; no goal, 2/2/19 vs. CHI
 Logan Couture vs. Devan Dubnyk; goal, 3/11/19 vs. SJ



ALL-TIME LEADERS vs. WILD

CAREER VS. WILD

GAMES

86	Henrik Sedin
84	Jarome Iginla
82	Daniel Sedin
69	Shawn Horcoff
68	Milan Hejduk

GOALS

39	Jarome Iginla
26	Ryan Kesler
24	Patrick Kane
	Patrick Marleau
22	Milan Hejduk
	Daniel Sedin

ASSISTS

57	Henrik Sedin
44	Daniel Sedin
34	Jonathan Toews
33	Jarome Iginla
30	Alex Tanguay

POINTS

72	Jarome Iginla
70	Henrik Sedin
66	Daniel Sedin
50	Jonathan Toews
	Milan Hejduk

PLUS/MINUS

21	Dan Hamhuis
	Robyn Regehr
18	Nicklas Lidstrom
17	Gustav Nyquist
	Daymond Langkow

PENALTY MINUTES

105	Cody McLeod
104	Jody Shelley
102	Alexandre Burrows
100	Darcy Hordichuk
85	David Backes

POWER-PLAY GOALS

13	Milan Hejduk
12	Jarome Iginla
9	Patrick Marleau
8	Patrick Kane
	Ryan Kesler

GAME-WINNING GOALS

10	Jarome Iginla
7	Joe Sakic
6	Loui Eriksson
5	Three Players Tied

SHORT-HANDED GOALS

3	Marian Hossa
	Ryan Kesler
	Todd Marchant
2	12 Players Tied

SEASON VS. WILD

GAMES

8	Several Players Tied
---	----------------------

GOALS

7	Ryan Kesler	2010-11
6	Jarome Iginla	2005-06
	Jarome Iginla	2006-07
	Jarome Iginla	2007-08
	Joe Sakic	2000-01

ASSISTS

9	Henrik Sedin	2007-08
8	Henrik Sedin	2008-09
7	Drew Dougherty	2017-18
	Markus Naslund	2001-02
	Daniel Sedin	2011-12
	Doug Weight	2000-01

POINTS

11	Jarome Iginla	2007-08
10	Joe Sakic	2000-01
	Daniel Sedin	2011-12
	Doug Weight	2000-01
9	Five Players Tied	

PLUS/MINUS

11	Robyn Regehr	2006-07
9	Dustin Byfuglien	2015-16
8	Harold Druken	2000-01
	J.P. Dumont	2006-07
	John-Michael Liles	2003-04
	Brett Pesce	2018-19

PENALTY MINUTES

54	Alex Burrows	2007-08
39	Robyn Regehr	2002-03
37	Theo Peckham	2010-11
	Jody Shelley	2003-04
36	Darcy Hordichuk	2009-10

POWER-PLAY GOALS

3	Jarome Iginla	2001-02
	Evgeni Malkin	2017-18
	Markus Naslund	2007-08
	Alex Ovechkin	2016-17
	James van Riemsdyk	2018-19
	Scott Walker	2000-01
	Steve Yzerman	2001-02

GAME-WINNING GOALS

4	Joe Sakic	2000-01
---	-----------	---------

SHORT-HANDED GOALS

2	Jarret Stoll	2007-08
1	Several Players Tied	

SINGLE GAME VS. WILD

GOALS

4	Dustin Brown	4/5/18
3	22 Players Tied	

ASSISTS

5	Aleksander Barkov	3/8/19
4	Patrice Bergeron	11/23/19
	Mike Green	10/5/17
	Niclas Havelid	1/23/04
	Marcus Johansson	3/28/17
	Ed Jovanovski	1/16/10
	Morgan Rielly	10/15/19
	Doug Weight	11/12/00

POINTS

5	Sebastian Aho	12/7/19
	Aleksander Barkov	3/8/19
	Nathan MacKinnon	3/2/18
	Corey Perry	12/12/10
	Jonathan Toews	2/21/17
	Doug Weight	11/12/00

PLUS/MINUS

5	12 Players Tied
---	-----------------

PENALTY MINUTES

27	Jody Shelley	3/24/04
25	Theo Peckham	4/8/11
24	Robyn Regehr	3/31/03
	Jeremy Stevenson	3/21/01

POWER-PLAY GOALS

3	Alex Ovechkin	3/28/17
---	---------------	---------

SHORT-HANDED GOALS

1	Several players tied
---	----------------------

SHOTS ON GOAL

12	Bill Guerin	11/8/01
	Patrick Kane	1/15/17
	Richard Zednik	12/10/01
11	Derian Hatcher	11/27/02
	Craig Smith	12/29/17

TIME ON ICE

35:12	Erik Karlsson	3/3/15
34:00	Scott Niedermayer	12/31/06
33:58	Brian Pothier	10/12/06
33:45	Jay Bouwmeester	12/3/10
33:39	Toby Enstrom	3/7/08
33:13	Boris Mironov	10/29/00

GOALTENDING CAREER VS. WILD

GAMES

50	Miikka Kiprusoff
42	Roberto Luongo
37	Pekka Rinne
29	Jean-Sebastien Giguere
	Kari Lehtonen

WINS

29	Miikka Kiprusoff
20	Pekka Rinne
17	Roberto Luongo
16	Evgeni Nabokov
15	Two Goalies Tied

SHUTOUTS

5	Roberto Luongo
	Pekka Rinne
4	Martin Jones
	Miikka Kiprusoff
3	Eight Players Tied

=2020-2021=

THE PLAYOFFS





2020 PLAYOFF STATISTICS

#	POS	PLAYER	GP	TOI/G	G	A	PTS	+/-	PIM	PPG	SHG	GWG	SOG	SH%
12	C	Eric Staal	4	17:49	1	4	5	0	2	0	0	0	9	11.1
22	LW	Kevin Fiala	4	17:38	3	1	4	1	10	1	0	1	19	15.8
46	D	Jared Spurgeon	4	22:48	2	2	4	-1	4	1	0	0	7	28.6
11	LW	Zach Parise	4	17:44	0	3	3	2	2	0	0	0	6	0.0
25	D	Jonas Brodin	4	23:48	0	2	2	1	0	0	0	0	8	0.0
19	C	Luke Kunin	4	14:30	2	0	2	0	2	1	1	0	6	33.3
24	D	Matt Dumba	4	25:03	0	1	1	1	2	0	0	0	14	0.0
14	C	Joel Eriksson Ek	4	14:24	1	0	1	1	2	0	0	0	8	12.5
17	LW	Marcus Foligno	4	13:37	0	1	1	-2	5	0	0	0	4	0.0
7	C	Nico Sturm	2	11:09	1	0	1	-1	0	0	0	0	1	100.0
20	D	Ryan Suter	3	23:27	0	1	1	1	0	0	0	0	3	0.0
36	RW	Mats Zuccarello	4	14:07	0	1	1	-1	0	0	0	0	3	0.0
44	D	Matt Bartkowski	1	9:59	0	0	0	0	0	0	0	0	2	0.0
6	C	Ryan Donato	2	9:00	0	0	0	1	2	0	0	0	1	0.0
27	C	Alex Galchenyuk	4	13:46	0	0	0	-2	4	0	0	0	4	0.0
18	LW	Jordan Greenway	4	13:30	0	0	0	-1	8	0	0	0	6	0.0
38	RW	Ryan Hartman	4	11:30	0	0	0	0	9	0	0	0	6	0.0
77	D	Brad Hunt	4	13:36	0	0	0	-1	2	0	0	0	7	0.0
9	C	Mikko Koivu	4	11:36	0	0	0	0	6	0	0	0	5	0.0
21	D	Carson Soucy	4	14:39	0	0	0	-3	0	0	0	0	3	0.0
#	GOALTENDER		GP	GS	W	L	SA	SV	SV%	GAA	GAA	SO	MIN	PIM
32	Alex Stalock		4	4	1	3	116	104	0.897	12	3.03	1	237	0



2020 PLAYOFF RESULTS



2020 WESTERN CONFERENCE QUALIFIER #10 MINNESOTA WILD vs. #7 VANCOUVER CANUCKS Wild loses series, 1-3 (Wild 0-2 at home, 1-1 at road)

DATE	OPP.	Scoring By Period	Shots By Period	Power Plays	Penalties/ Minutes	Game-Winning Goal	Goalie (Saves-Shots)	Attn.
G1	MIN	1 1 1 - 3	12 8 11 - 31	2-4	4-11	Fiala (1)	Stalock (28-28)	
8/2	VAN	0 0 0 - 0	14 10 4 - 28	0-1	8-27		Markstrom (28-30)	0
G2	MIN	1 0 2 - 3	9 10 16 - 35	0-6	8-16		Stalock (24-28)	
8/4	VAN	1 2 1 - 4	10 10 8 - 28	1-7	7-14	Horvat (1)	Markstrom (32-35)	0
G3	VAN	0 1 2 - 3	10 9 10 - 29	2-7	11-22	Boeser (1)	Markstrom (27-27)	
8/6	MIN	0 0 0 - 0	10 10 7 - 27	0-7	11-22		Stalock (26-29)	0
G4	VAN	1 2 1 1 5	13 11 6 1 31	1-4	6-15	Tanev (1)	Markstrom (25-29)	
8/7	MIN	2 2 0 0 4	12 9 8 0 29	1-5	5-13		Stalock (26-31)	0
TOTALS		Scoring By Period	Shots By Period	Power Plays (Percentage)	Penalties/ Minutes		Goaltenders (Record, Saves-Shots)	
	VAN	2 5 4 1 12	47 40 28 1 116	4-19 (21.1)	32-78		Markstrom (3-1, 112-121)	
	MIN	4 3 3 0 10	43 37 42 0 122	3-22 (13.6)	28-62		Stalock (1-3, 104-116)	

SERIES NOTES

After an unprecedented season, the Minnesota Wild advanced to the Stanley Cup Playoffs for its 10th time in franchise history. The NHL split the 24 teams into two bubbles without fans – Edmonton (West) and Toronto (East). The Wild faced off against Vancouver in the Stanley Cup Qualifying Round to play in its first-ever, best-of-five playoff series. Minnesota took Game 1 with a 3-0 shutout victory. It marked the Wild's fifth postseason shutout victory in franchise history. Alex Stalock made his first career playoff start in a Wild sweater and earned his first career postseason win and shutout stopping all 28 shots faced. Jared Spurgeon tallied a postseason career-high three points (2-1=3) to set a franchise record for most points in a playoff game by a Wild defenseman. His two goals made him the franchise leader for most playoff goals by a Wild blueliner. Kevin Fiala netted the game-winning goal on the power-play in the first period. Minnesota fell in Game 2 of the series, 4-3. Kevin Fiala scored two goals in a span of 2:20 in the third period for his first career multi-goal playoff game. Luke Kunin netted his first career playoff goal shorthanded to become the seventh player in franchise history to record a postseason SHG and the 11th player to score his first career regular season and first playoff goal shorthanded. Zach Parise tallied two assists to surpass Mikko Koivu for first place in playoff assists in team history. Vancouver earned a 3-0 shutout win in Game 3 to take the series lead, 2-1. The Canucks were the first to break the 0-0 score as Brock Boeser potted the power-play, game-winning goal at 13:49 in the second period. Zach Parise skated in his 100th career Stanley Cup Playoff contest. Minnesota lost the series as Vancouver took Game 4 with a 5-4 overtime win. Kunin opened the game's scoring with his first career playoff power-play goal at 2:58 in the first period. The Wild held a 3-1 lead before the Canucks' Brandon Sutter and Quinn Hughes each netted goals in a span of 1:24 in the second period to tie the game. Nico Sturm made his playoff debut in Game 3 and scored his first career NHL goal in Game 4. He became the second player in Wild history to score his first NHL goal in the playoffs. Bo Horvat forced the overtime with his goal at 14:14 of the third period. Christopher Tanev netted the overtime winner just 11 seconds into the extra session. Eric Staal led the Wild with five points (1-4=5) in four games and Fiala (3-1=4) and Spurgeon (2-2=4) ranked tied for second with four points each. Stalock stopped 104-of-116 shots faced for a 3.03 GAA, a .897 SV% and one shutout. Hughes led the Canucks with six points (1-5=6). Horvat (2-2=4), Elias Pettersson (1-3=4) and Tanev (1-3=4) each tallied four points. Jacob Markstrom stopped 112-of-121 shots faced for a 2.27 GAA, a .926 SV% and one shutout in four starts.





2018 PLAYOFF STATISTICS

#	POS	PLAYER	GP	TOI/G	G	A	PTS	+/-	PIM	PPG	SHG	GWG	SOG	SH%
9	C	Mikko Koivu	5	18:09	0	4	4	-2	2	0	0	0	13	0.0
64	RW	Mikael Granlund	5	18:24	1	2	3	-1	0	1	0	0	6	16.7
11	LW	Zach Parise	3	16:55	3	0	3	0	2	2	0	0	5	60.0
25	D	Jonas Brodin	5	24:42	0	2	2	-3	2	0	0	0	9	0.0
7	C	Matt Cullen	5	11:18	1	1	2	-3	2	0	0	0	4	25.0
24	D	Matt Dumba	5	26:58	1	1	2	-4	4	0	0	1	10	10.0
18	LW	Jordan Greenway	5	14:12	1	1	2	2	0	0	0	0	3	33.3
36	D	Nick Seeler	5	17:23	0	2	2	1	7	0	0	0	5	0.0
12	C	Eric Staal	5	18:24	1	1	2	-3	2	0	0	0	14	7.1
14	C	Joel Eriksson Ek	5	12:46	0	1	1	0	0	0	0	0	10	0.0
17	LW	Marcus Foligno	5	10:43	1	0	1	-2	16	0	0	0	4	25.0
39	D	Nate Prosser	5	14:00	0	1	1	-1	14	0	0	0	2	0.0
46	D	Jared Spurgeon	5	21:48	0	1	1	-4	0	0	0	0	3	0.0
26	LW	Daniel Winnik	5	13:30	0	1	1	0	5	0	0	0	6	0.0
3	C	Charlie Coyle	5	14:06	0	0	0	-3	2	0	0	0	10	0.0
63	LW	Tyler Ennis	1	7:14	0	0	0	-1	0	0	0	0	1	0.0
6	D	Ryan Murphy	1	16:37	0	0	0	0	0	0	0	0	2	0.0
22	RW	Nino Niederreiter	5	15:58	0	0	0	-4	0	0	0	0	9	0.0
37	C	Kyle Rau	1	10:05	0	0	0	-1	0	0	0	0	0	0.0
60	D	Carson Soucy	4	13:33	0	0	0	-3	0	0	0	0	2	0.0
16	LW	Jason Zucker	5	16:26	0	0	0	-4	0	0	0	0	8	0.0
#	GOALTENDER		GP	GS	W	L	SA	SV	SV%	GA	GAA	SO	MIN	PIM
40	Devan Dubnyk		5	5	1	4	152	138	0.908	14	3.39	0	248	0
32	Alex Stalock		1	0	0	0	16	15	0.938	1	1.25	0	48	0



2018 PLAYOFF RESULTS



2018 WESTERN CONFERENCE QUARTERFINAL #4 MINNESOTA WILD vs. #2 WINNIPEG JETS Wild loses series, 4-1 (Wild 1-1 at Xcel Energy Center, 0-3 at Winnipeg)

DATE	OPP.	Scoring By Period	Shots By Period	Power Plays	Penalties/Minutes	Game-Winning Goal	Goalie (Saves-Shots)	Attn.
G1	MIN	0 0 2 - 2	4 12 4 - 20	0-1	2-4		Dubnyk (37-40)	
4/11	WPG	0 1 2 - 3	13 8 19 - 40	1-2	1-2	Morrow (1)	Hellebuyck (18-20)	*15,321
G2	MIN	0 0 1 - 1	9 5 3 - 17	1-4	9-40		Dubnyk (40-44)	
4/13	WPG	0 1 3 - 4	13 14 17 - 44	0-2	10-42	Stastny (1)	Hellebuyck (16-17)	*15,321
G3	WPG	1 1 0 - 2	7 12 12 - 31	1-5	3-6		HELLEBUYCK (16-22); Mason (7-7)	
4/15	MIN	2 4 0 - 6	13 9 7 - 29	2-3	5-10	Dumba (1)	Dubnyk (29-31)	*19,175
G4	WPG	1 0 1 - 2	7 12 9 - 28	0-1	2-4	Scheifele (1)	Hellebuyck (30-30)	
4/17	MIN	0 0 0 - 0	11 10 9 - 30	0-2	1-2		Dubnyk (26-27)	*19,277
G5	MIN	0 0 0 - 0	9 10 11 - 30	0-3	2-4		DUBNYK (6-10); Stalock (15-16)	
4/20	WPG	4 0 1 - 5	13 7 6 - 26	1-2	3-6	Trouba (1)	Hellebuyck (30-30)	*15,321
TOTALS	OPP.	Scoring By Period	Shots By Period	Power Plays (Percentage)	Penalties/Minutes		Goaltenders (Record, Saves-Shots)	
	WPG	6 3 7 - 16	53 53 63 - 169	3-13 (23.1)	19-60		Hellebuyck (4-1, 110-119); Mason (0-0, 7-7)	
	MIN	2 4 3 - 9	46 46 34 - 126	3-13 (23.1)	19-60		Dubnyk (1-4, 138-152); Stalock (0-0, 15-16)	

SERIES NOTES

The Wild extended its franchise record streak by advancing to the Stanley Cup Playoffs for the sixth consecutive season as Minnesota and Winnipeg met for the first time in the postseason. Minnesota was one of three NHL teams to make the playoffs in each of the last six seasons, joining Anaheim and Pittsburgh (2013-18). The Wild took a 2-1 lead early in the third period of Game 1 on goals from Matt Cullen and Zach Parise, but the Jets responded with third period goals from Patrik Laine and Joe Morrow to claim a 3-2 win. Winnipeg scored the first four goals in Game 2 to claim a 4-1 win. Parise scored for Minnesota in the third period and the teams combined for 76 PIM in the third period. Six different players scored for the Wild in Game 3 to lead the team to a 6-2 win at Xcel Energy Center. Blake Wheeler opened the scoring before Minnesota responded with three straight goals. Parise scored a goal for the third consecutive game, but suffered a fractured sternum in Game 3 and missed the remainder of the series. Mark Scheifele scored both goals in the Jets 2-0 victory in Game 4, tallying a PPG with 28 seconds remaining in the first period and an empty-net tally with 12 seconds remaining in the contest. The Jets scored four times in the first period of Game 5 and earned a 5-0 series-clinching win. Winnipeg outshot Minnesota, 169-126, in the series and both teams went 3-for-13 on the power play. Mikko Koivu led the Wild in scoring with four assists. Parise (3-0=3) and Mikael Granlund (1-2=3) recorded three points each. Devan Dubnyk stopped 138-of-152 shots faced for a 3.39 GAA and a .908 SV%. Scheifele (4-1=5) and Dustin Byfuglien (0-5=5) led the Jets in scoring with five points each. Laine (2-2=4), Paul Stastny (1-3=4) and Wheeler (1-3=4) added four points each. Connor Hellebuyck stopped 110-of-119 shots faced for a 1.94 GAA, a .924 SV% and two shutouts in the series.





2017 PLAYOFF STATISTICS

#	POS	PLAYER	GP	TOI/G	G	A	PTS	+/-	PIM	PPG	SHG	GWG	SOG	SH%
11	LW	Zach Parise	5	19:27	2	1	3	-4	8	1	0	0	19	10.5
20	D	Ryan Suter	5	29:06	1	2	3	-3	10	1	0	0	15	6.7
3	C	Charlie Coyle	5	17:11	2	0	2	-1	2	0	0	1	14	14.3
64	C	Mikael Granlund	5	20:32	0	2	2	0	2	0	0	0	10	0.0
9	C	Mikko Koivu	5	20:09	1	1	2	-1	0	1	0	0	6	16.7
25	D	Jonas Brodin	5	19:00	0	1	1	-3	0	0	0	0	5	0.0
19	C	Martin Hanzal	5	18:44	1	0	1	-2	0	0	0	0	10	10.0
56	C	Erik Haula	4	15:24	0	1	1	-2	0	0	0	0	9	0.0
22	RW	Nino Niederreiter	5	15:58	0	1	1	-2	2	0	0	0	7	0.0
29	RW	Jason Pominville	5	14:05	0	1	1	1	0	0	0	0	11	0.0
39	D	Nate Prosser	3	9:47	0	1	1	0	2	0	0	0	4	0.0
46	D	Jared Spurgeon	5	25:20	0	1	1	-1	0	0	0	0	13	0.0
12	C	Eric Staal	5	18:54	0	1	1	-1	0	0	0	0	12	0.0
16	LW	Jason Zucker	5	17:15	1	0	1	-1	2	0	0	0	20	5.0
24	D	Matt Dumba	5	23:53	0	0	0	-1	2	0	0	0	7	0.0
14	C	Joel Eriksson Ek	3	7:34	0	0	0	0	0	0	0	0	5	0.0
5	D	Christian Folin	2	11:23	0	0	0	-2	2	0	0	0	1	0.0
6	D	Marco Scandella	5	22:55	0	0	0	-1	2	0	0	0	10	0.0
7	RW	Chris Stewart	5	7:50	0	0	0	0	0	0	0	0	2	0.0
21	RW	Ryan White	3	7:04	0	0	0	0	4	0	0	0	2	0.0
#	GOALTENDER		GP	GS	W	L	SA	SV	SV%	GA	GAA	SO	MIN	PIM
40		Devan Dubnyk	5	5	1	4	133	123	0.925	10	1.86	1	322	0

2017 PLAYOFF RESULTS



2017 WESTERN CONFERENCE QUARTERFINAL #2 MINNESOTA WILD vs. #5 ST. LOUIS BLUES Wild loses series, 4-1 (Wild 0-3 at Xcel Energy Center, 1-1 at St. Louis)

DATE	OPP.	Scoring By Period	Shots By Period	Power Plays	Penalties/ Minutes	Game-Winning Goal	Goalie (Saves-Shots)	Attn.
G1	STL	0 1 0 1 2	9 6 6 5 26	0-4	3-6	Edmundson (1)	Allen (51-52)	
4/12	MIN	0 0 1 0 1	10 16 18 8 52	0-3	4-8		Dubnyk (24-26)	*19,168
G2	STL	0 1 1 - 2	5 11 6 - 22	0-2	4-8	Schwartz (1)	Allen (23-24)	
4/14	MIN	0 1 0 - 1	9 8 7 - 24	1-3	3-6		Dubnyk (20-22)	*19,404
G3	MIN	0 1 0 - 1	9 13 19 - 41	0-4	4-8		Dubnyk (28-30)	
4/16	STL	1 1 1 - 3	15 8 8 - 31	1-3	5-10	Schwartz (2)	Allen (40-41)	*19,334
G4	MIN	1 1 0 - 2	11 10 7 - 28	0-2	3-6	Coyle (1)	Dubnyk (28-28)	
4/19	STL	0 0 0 - 0	4 12 12 - 28	0-2	3-6		Allen (26-28)	*19,791
G5	STL	2 0 1 1 4	12 7 5 3 27	0-4	7-14	Paajarvi (1)	Allen (34-37)	
4/22	MIN	1 0 2 0 3	9 13 13 2 37	2-6	5-10		Dubnyk (23-27)	*19,228
TOTALS		Scoring By Period	Shots By Period	Power Plays (Percentage)	Penalties/ Minutes		Goaltenders (Record, Saves-Shots)	
	STL	3 3 3 2 11	45 44 37 8 134	1-15 (6.7)	22-44		Allen (4-1, 174-182)	
	MIN	2 3 3 0 8	48 60 64 10 182	3-18 (16.7)	19-38		Dubnyk (1-4, 123-133)	

SERIES NOTES

The Wild advanced to the Stanley Cup Playoffs for the fifth consecutive year. Minnesota and St. Louis met for the second time in the Stanley Cup Playoffs. The Wild defeated St. Louis in six games in the first round of the 2015 Stanley Cup Playoffs. The Wild began a series at Xcel Energy Center for the third time in franchise history, the first since the 2008 Western Conference Quarterfinal. Minnesota registered 52 shots on goal in Game 1 – the most shots on goal during any game in team history, regular-season or playoffs – but Joel Edmundson scored 17:48 into overtime to lift the Blues to a 2-1 OT victory in Saint Paul. Jaden Schwartz scored with 2:27 left in regulation to lead the Blues to a 2-1 victory in Game 2. The series shifted to St. Louis in Game 3, where Alexander Steen secured the 3-1 win with an empty-net goal for the Blues. Devan Dubnyk posted a 28-save shutout as the Wild claimed a 2-0 Game 4 victory. The series ended after Magnus Paajarvi scored 9:42 into overtime to lift the Blues to a 4-3 overtime win in Game 5 at Xcel Energy Center. The Wild outshot the Blues in the series, 182-134. Minnesota killed 14-of-15 power-play opportunities in the series, while scoring three goals on 18 power-play chances. Jake Allen allowed eight goals in five games, recording a 1.47 GAA and .956 SV%, while Devan Dubnyk registered a 1.86 GAA and a .925 SV%. Jaden Schwartz led the series with five points (2-3=5), while Alexander Steen posted four points (2-2=4). Zach Parise (2-1=3) and Ryan Suter (1-2=3) led the Wild in scoring, while Parise and Charlie Coyle led the team with two goals each.



#	POS	PLAYER	GP	TOI/G	G	A	PTS	+/-	PIM	PPG	SHG	GWG	SOG	SH%
29	RW	Jason Pominville	6	15:56	4	3	7	0	6	0	0	0	16	25.0
22	RW	Nino Niederreiter	6	15:26	1	5	6	1	4	0	0	0	19	5.3
9	C	Mikko Koivu	6	21:29	3	2	5	0	2	1	0	2	14	21.4
46	D	Jared Spurgeon	6	26:00	2	3	5	1	4	2	0	0	10	20.0
56	C	Erik Haula	5	18:15	1	3	4	0	2	0	0	0	11	9.1
25	D	Jonas Brodin	6	20:36	1	2	3	3	0	0	0	0	1	100.0
64	C	Mikael Granlund	6	22:22	1	2	3	-2	0	0	0	0	22	4.5
20	D	Ryan Suter	6	29:17	0	3	3	3	4	0	0	0	10	0.0
3	C	Charlie Coyle	6	18:50	1	1	2	-4	6	0	0	0	13	7.7
24	D	Matt Dumba	6	14:31	0	2	2	-2	6	0	0	0	5	0.0
16	LW	Jason Zucker	6	13:56	0	2	2	-4	2	0	0	0	3	0.0
12	RW	David Jones	6	12:54	0	1	1	0	0	0	0	0	3	0.0
7	LW	Chris Porter	6	10:14	1	0	1	0	0	0	0	0	4	25.0
39	D	Nate Prosser	6	11:54	0	1	1	-6	0	0	0	0	2	0.0
6	D	Marco Scandella	6	19:34	1	0	1	-7	4	1	0	0	12	8.3
10	C	Jordan Schroeder	2	11:33	1	0	1	-1	0	0	0	0	2	50.0
18	LW	Ryan Carter	2	10:04	0	0	0	-1	10	0	0	0	1	0.0
27	C	Zac Dalpe	3	8:09	0	0	0	-1	0	0	0	0	0	0.0
14	RW	Justin Fontaine	4	13:21	0	0	0	-1	0	0	0	0	4	0.0
63	RW	Kurtis Gabriel	4	5:25	0	0	0	0	0	0	0	0	2	0.0
19	C	Jarret Stoll	4	9:07	0	0	0	-1	4	0	0	0	2	0.0
#	GOALTENDER		GP	GS	W	L	SA	SV	SV%	GA	GAA	SO	MIN	PIM
40	Devan Dubnyk		6	6	2	4	163	143	0.877	20	3.34	0	359	0



2016 WESTERN CONFERENCE QUARTERFINAL																	
#8 MINNESOTA WILD vs. #1 DALLAS STARS																	
Wild loses series, 4-2 (Wild 1-2 at Xcel Energy Center, 1-2 at Dallas)																	
DATE	OPP.	Scoring By Period					Shots By Period					Power Plays	Penalties/ Minutes	Game-Winning Goal	Goalie (Saves-Shots)	Attn.	
		1	2	3	OT	F	1	2	3	OT	T						
G1	MIN	0	0	0	—	0	2	11	9	—	22	0-2	6-12			Dubnyk (28-31)	
4/14	DAL	0	2	2	—	4	14	8	10	—	32	1-6	2-4	Faksa (1)		Lehtonen (22-22)	*18,532
G2	MIN	0	0	1	—	1	7	11	8	—	26	1-5	6-20			Dubnyk (26-28)	
4/16	DAL	0	1	1	—	2	14	10	4	—	28	0-5	5-10	Ja. Benn (1)		Lehtonen (25-26)	*18,988
G3	DAL	2	0	1	—	3	6	4	7	—	17	0-2	3-6			Lehtonen (20-24)	
4/18	MIN	1	2	2	—	5	10	8	7	—	25	1-2	3-6	Koivu (1)		Dubnyk (14-17)	*19,038
G4	DAL	0	3	0	—	3	10	10	2	—	22	2-2	4-10	Spezza (1)		Niemi (28-30)	
4/20	MIN	0	2	0	—	2	9	7	14	—	30	0-3	3-6			Dubnyk (19-22)	*19,080
G5	MIN	2	0	2	1	5	7	10	5	2	24	0-0	3-6	Koivu (2)		Dubnyk (37-41)	
4/22	DAL	1	0	3	0	4	12	11	15	3	41	0-2	1-2			Niemi (19-24)	*18,889
G6	DAL	3	1	1	—	5	13	5	6	—	24	1-2	4-8	Goligoski (1)		Lehtonen (25-29)	
4/24	MIN	0	0	4	—	4	6	7	16	—	29	2-4	2-4			Dubnyk (19-24)	*19,310
TOTALS		Scoring By Period					Shots By Period					Power Plays (Percentage)	Penalties/ Minutes	Goalenders (Record, Saves-Shots)			
	1	2	3	OT	F	1	2	3	OT	T							
	DAL	6	7	8	0	21	69	48	44	3	164	4-19 (21.1)	19-40	Lehtonen (3-1, 92-101); Niemi (1-1, 47-54)			
MIN	3	4	9	1	17	41	54	59	2	156	4-16 (25.0)	23-54	Dubnyk (2-4, 143-163)				

SERIES NOTES

Minnesota faced the Dallas Stars for the first time in the Stanley Cup Playoffs. The meeting marked the fourth straight postseason Minnesota played the Central Division champion in the opening round. After posting a shutout win in Game 1 and extending its series lead to 2-0 after the first pair of games in Dallas, the Stars scored twice in the first 4:10 of Game 3 in Saint Paul before Minnesota earned a comeback victory. Dallas claimed a Game 4 win in Minnesota before Mikko Koivu scored an overtime goal to help Minnesota to a Game 5 victory in Dallas. The Stars opened Game 6 with four goals before Minnesota scored four times in the third period, but Alex Goligoski's marker served as the series-winner in Saint Paul. Jason Pominville led Minnesota in points and tied for the series lead in goals (4-3=7), including a three-point performance (2-1=3) in the Game 3 victory. Nino Niederreiter led the Wild in assists and ranked second on the club with six points (1-5=6) — all tallied in a four-game streak to end the series. Devan Dubnyk set the Wild franchise record for all-time playoff games and starts with his 12th contest in Game 2 before stopping a career-high 37 shots on a career-high 41 shots faced in Game 5 — becoming Minnesota's franchise record holder for most career playoff wins with his sixth victory. Jamie Benn led the series in points and assists (4-6=10) and tied for most goals alongside his teammate Jason Spezza, who ranked second in the series with nine points (4-5=9). Kari Lehtonen led Dallas with a 3-1 record in four games played, including the series-clinching Game 6 victory, while Antti Niemi posted a 1-1 record after starting Games 4 and 5.



#	POS	PLAYER	GP	TOI/G	G	A	PTS	+/-	PIM	PPG	SHG	GWG	SOG	SH%
11	LW	Zach Parise	10	18:53	4	6	10	0	4	1	1	0	20	20.0
64	C	Mikael Granlund	10	17:50	2	4	6	2	0	0	0	1	18	11.1
29	RW	Jason Pominville	10	17:29	3	3	6	-1	0	2	0	1	33	9.1
22	RW	Nino Niederreiter	10	15:06	4	1	5	-2	10	0	0	1	19	21.1
55	D	Matt Dumba	10	16:05	2	2	4	-1	2	2	0	0	15	13.3
9	C	Mikko Koivu	10	18:13	1	3	4	-4	2	1	0	0	14	7.1
46	D	Jared Spurgeon	10	21:20	1	3	4	0	4	1	0	0	11	9.1
26	LW	Thomas Vanek	10	14:12	0	4	4	-7	2	0	0	0	19	0.0
6	D	Marco Scandella	10	20:44	2	1	3	4	0	0	0	0	17	11.8
20	D	Ryan Suter	10	26:59	0	3	3	-8	0	0	0	0	13	0.0
16	LW	Jason Zucker	10	14:11	2	1	3	-1	2	0	0	0	21	9.5
24	LW	Matt Cooke	7	11:08	0	2	2	1	4	0	0	0	8	0.0
3	C	Charlie Coyle	10	14:22	1	1	2	-3	0	0	0	0	14	7.1
14	RW	Justin Fontaine	6	10:45	1	1	2	0	2	0	0	1	4	25.0
44	RW	Chris Stewart	8	15:59	0	2	2	-3	2	0	0	0	9	0.0
56	LW	Erik Haula	2	10:59	1	0	1	1	0	0	0	0	4	25.0
23	LW	Sean Bergenheim	3	10:09	0	0	0	-2	0	0	0	0	1	0.0
25	D	Jonas Brodin	10	21:53	0	0	0	-2	0	0	0	0	3	0.0
21	C	Kyle Brodziak	10	12:30	0	0	0	-3	2	0	0	0	12	0.0
18	C	Ryan Carter	1	6:18	0	0	0	0	0	0	0	0	0	0.0
33	D	Jordan Leopold	9	12:00	0	0	0	-3	0	0	0	0	7	0.0
39	D	Nate Prosser	1	4:02	0	0	0	-1	2	0	0	0	0	0.0
10	C	Jordan Schroeder	3	11:14	0	0	0	0	0	0	0	0	5	0.0
#	GOALTENDER		GP	GS	W	L	SA	SV	SV%	GA	GAA	SO	MIN	PIM
40	Devan Dubnyk		10	10	4	6	260	236	0.908	24	2.53	1	570	0
35	Darcy Kuemper		1	0	0	0	9	9	1.000	0	0	0	23	0



2015 WESTERN CONFERENCE QUARTERFINAL #6 MINNESOTA WILD vs. #2 ST. LOUIS BLUES Wild wins series, 4-2 (Wild 2-1 at Xcel Energy Center, 2-1 at St. Louis)

DATE	OPP.	Scoring By Period	Shots By Period	Power Plays	Penalties/ Minutes	Game-Winning Goal	Goalie (Saves-Shots)	Attn.
G1	MIN	1 2 2 - 4	7 14 8 - 29	2-4	2-4	Granlund (1)	Dubnyk (19-21)	
4/16	STL	0 0 2 - 2	7 4 10 - 21	0-2	5-18		Allen (25-27)	*19,671
G2	MIN	0 0 1 - 1	7 10 8 - 25	0-1	3-6		Dubnyk (23-26)	
4/18	STL	2 0 2 - 4	9 10 8 - 27	1-3	1-2	Tarasenko(1)	Allen (24-25)	*19,243
G3	STL	0 0 0 - 0	4 6 7 - 17	0-0	4-16		Allen (21-23)	
4/20	MIN	0 2 1 - 3	9 11 4 - 24	0-3	0-0	Pominville (1)	Dubnyk (17-17)	*19,165
G4	STL	3 3 0 - 6	10 8 8 - 26	0-2	1-2	Tarasenko (2)	Allen (17-18)	
4/22	MIN	0 1 0 - 1	4 6 8 - 18	1-1	2-4	DUBNYK (11-17); Kuemper (9-9)	Dubnyk (36-37)	*19,390
G5	MIN	1 2 1 - 4	3 13 3 - 19	1-2	3-6	Niederreiter (1)	Dubnyk (36-37)	
4/24	STL	1 0 0 - 1	12 6 19 - 37	1-2	3-6		Allen (15-19)	*19,653
G6	STL	0 1 0 - 1	4 15 12 - 31	0-2	2-4		ALLEN (11-13); Elliott (6-7)	
4/26	MIN	1 1 2 - 4	10 7 4 - 21	0-1	3-6	Fontaine (1)	Dubnyk (30-31)	*19,318
TOTALS		Scoring By Period	Shots By Period	Power Plays (Percentage)	Penalties/ Minutes		Goaltenders (Record, Saves-Shots)	
	STL	6 4 4 - 14	46 49 64 - 159	2-11 (18.2)	16-48		Allen (2-4, 113-125); Elliott (0-0, 6-7)	
	MIN	3 7 7 - 17	40 61 35 - 136	4-12 (33.3)	13-26		Dubnyk (4-2, 136-196); Kuemper (0-0, 9-9)	

SERIES NOTES

For the first time in franchise history, Minnesota clinched a playoff series with a home-ice victory, defeating the St. Louis Blues in Game 6 of the first-round series at Xcel Energy Center. The win also marked the first time Minnesota won a playoff series in fewer than seven games, with its three previous series-clinching victories coming on the road in a Game 7. Zach Parise led the Wild with seven points (3-4=7) in the series, while his linemates Jason Pominville (2-3=5) and Mikael Granlund (1-4=5) ranked T-2nd with five points each. Nino Niederreiter scored three goals in the series to tie Parise for the team lead and ranked fourth on the Wild with four points during the series. Niederreiter scored the winner in Game 5 to become the Wild's all-time leader in playoff GWG (3). In his first NHL postseason, Devan Dubnyk recorded a 2.32 GAA and .913 SV% while going 4-2 in the series, including a 17-save shutout in Game 3. Over the six-game series, the Wild posted a 33.3 percent success rating on the power play (4-of-12) and added one shorthanded goal (Parise). St. Louis defenseman Kevin Shattenkirk led the series with eight points (0-8=8), while Vladimir Tarasenko totaled seven points (6-1=7), including a Game 2 hat trick. Jake Allen went 2-4 for the Blues, posting a 2.20 GAA and a .904 SV%. The Wild led the Blues in both hits (149 to 134) and blocked shots (102 to 79) in the series.

2015 WESTERN CONFERENCE SEMIFINAL #6 MINNESOTA WILD vs. #4 CHICAGO BLACKHAWKS Wild loses series, 4-0 (Wild 0-2 at Xcel Energy Center, 0-2 at Chicago)

DATE	OPP.	Scoring By Period	Shots By Period	Power Plays	Penalties/ Minutes	Game-Winning Goal	Goalie (Saves-Shots)	Attn.
G1	MIN	0 3 0 - 3	13 12 8 - 33	1-3	1-2		Dubnyk (31-35)	
5/1	CHI	3 1 0 - 4	8 12 15 - 35	0-1	3-6	Teravainen (1)	Crawford (30-33)	*21,851
G2	MIN	0 0 1 - 1	6 10 15 - 31	1-2	2-4		Dubnyk (27-30)	
5/3	CHI	0 2 2 - 4	9 12 10 - 31	0-2	2-4	Kane (1)	Crawford (30-31)	*21,934
G3	CHI	1 0 0 - 1	9 9 4 - 22	1-1	3-6		Crawford (30-30)	
5/5	MIN	0 0 0 - 0	8 12 10 - 30	0-3	1-2	Kane (2)	Dubnyk (21-22)	*19,349
G4	CHI	1 1 2 - 4	8 10 7 - 25	1-2	3-6		Crawford (34-37)	
5/7	MIN	0 1 2 - 3	8 18 11 - 37	1-3	2-4	Hossa (1)	Dubnyk (21-24)	*19,163
TOTALS		Scoring By Period	Shots By Period	Power Plays (Percentage)	Penalties/ Minutes		Goaltenders (Record, Saves-Shots)	
	CHI	5 4 4 - 13	34 43 36 - 113	2-6 (33.3)	11-22		Crawford (4-0, 124-131)	
	MIN	0 4 3 - 7	35 52 44 - 131	3-11 (27.3)	6-12		Dubnyk (0-4, 100-111)	

SERIES NOTES

For the first time in team history, Minnesota advanced to the second round of the Stanley Cup Playoffs in back-to-back seasons. The Blackhawks earned a series sweep en route to the 2015 Stanley Cup Championship. With three points (1-2=3) in the series, Zach Parise became the Wild's all-time playoff points leader, totaling 25 points (9-16=25) in 33 playoff games with Minnesota. Defenseman Matt Dumba, playing in his first NHL postseason, tied Parise as the Wild's leaders in points during the series (1-2=3). Devan Dubnyk posted a 2.82 GAA and .901 SV% in the series. Patrick Kane led the series in both goals and points (5-1=6), while Patrick Sharp ranked second on the Blackhawks with four points (1-3=4). Corey Crawford went 4-0 in net, posting a 1.75 GAA and a .947 SV% during the series, including a 30-save shutout in Game 3. Minnesota outshot Chicago, 122-90, while each team registered 54 blocked shots in the series.

#	POS	PLAYER	GP	TOI/G	G	A	PTS	+/-	PIM	PPG	SHG	GWG	SOG	SH%
11	LW	Zach Parise	13	20:28	4	10	14	-3	6	2	0	1	49	8.2
29	RW	Jason Pominville	13	18:15	2	7	9	-3	0	0	0	0	32	6.3
64	C	Mikael Granlund	13	18:01	4	3	7	3	2	0	0	1	35	11.4
56	C	Erik Haula	13	14:12	4	3	7	2	0	0	0	1	29	13.8
3	C	Charlie Coyle	13	17:50	3	4	7	-2	6	1	0	1	23	13.0
20	D	Ryan Suter	13	29:13	1	6	7	-5	4	1	0	0	29	3.4
9	C	Mikko Koivu	13	20:31	1	6	7	-4	10	0	0	0	30	3.3
46	D	Jared Spurgeon	13	24:03	3	3	6	0	2	1	0	0	22	13.6
22	RW	Nino Niederreiter	13	14:39	3	3	6	0	8	0	0	2	22	13.6
21	C	Kyle Brodziak	12	13:15	3	3	6	-2	2	0	0	0	15	20.0
15	LW	Dany Heatley	11	11:32	1	5	6	6	4	0	0	0	9	11.1
6	D	Marco Scandella	13	21:28	2	1	3	4	0	0	1	0	20	10.0
4	D	Clayton Stoner	13	12:16	1	2	3	2	26	0	0	0	13	7.7
26	LW	Matt Moulson	10	14:59	1	2	3	0	4	0	0	0	21	4.8
24	LW	Matt Cooke	6	15:59	0	3	3	1	8	0	0	0	4	0.0
14	RW	Justin Fontaine	9	11:06	1	1	2	0	2	0	0	0	13	7.7
25	D	Jonas Brodin	13	23:37	0	2	2	3	12	0	0	0	11	0.0
8	C	Cody McCormick	13	8:16	1	0	1	1	14	0	0	0	6	16.7
39	D	Nate Prosser	10	12:31	0	0	0	2	12	0	0	0	7	0.0
2	D	Keith Ballard	3	10:44	0	0	0	-2	0	0	0	0	2	0.0
19	LW	Stephane Veilleux	4	7:17	0	0	0	1	4	0	0	0	4	0.0
#	GOALTENDER		GP	GS	W	L	SA	SV	SV%	GA	GAA	SO	MIN	PIM
37	Darcy Kuemper		6	5	3	1	127	116	0.913	11	2.03	1	325	0
30	Ilya Bryzgalov		9	8	3	6	182	161	0.885	21	2.63	1	479	0

**2014 WESTERN CONFERENCE QUARTERFINAL**

#7 MINNESOTA WILD vs. #2 COLORADO AVALANCHE

Wild wins series, 4-3 (Wild 3-0 at Xcel Energy Center, 1-3 at Colorado)

		Scoring By Period					Shots By Period					Power	Penalties/	Game-Winning	Goalie	
DATE	OPP.	1	2	3	OT	F	1	2	3	OT	T	Plays	Minutes	Goal	(Saves-Shots)	Attn.
G1	MIN	1	3	0	0	4	7	12	11	3	33	1-2	5-12		Bryzgalov (26-31)	
4/17	COL	1	1	2	1	5	8	6	14	3	31	0-4	5-10	Stastny (1)	Varlamov (29-33)	*18,074
G2	MIN	1	0	1	–	2	10	9	13	–	32	0-3	4-16		BRYZGALOV (11-14); Kuemper (14-14)	
4/19	COL	1	2	1	–	4	11	9	9	–	29	1-3	4-16	Landeskog(1)	Varlamov (30-32)	*18,402
G3	COL	0	0	0	0	0	8	7	5	2	22	0-4	7-14		Varlamov (45-46)	
4/21	MIN	0	0	0	1	1	22	9	13	2	46	0-3	8-16	Granlund (1)	Kuemper (22-22)	*19,221
G4	COL	0	1	0	–	1	3	4	5	–	12	0-4	4-8		Varlamov (30-32)	
4/24	MIN	1	1	0	–	2	14	11	7	–	32	1-4	4-8	Coyle (1)	Kuemper (11-12)	*19,396
G5	MIN	0	1	2	0	3	11	9	10	2	32	0-3	4-8		Kuemper (31-35)	
4/26	COL	0	2	1	1	4	8	12	12	3	35	0-3	4-8	MacKinnon (1)	Varlamov (29-32)	*18,418
G6	COL	1	1	0	–	2	6	14	3	–	23	1-4	8-32		Varlamov (18-21)	
4/28	MIN	2	0	3	–	5	9	6	8	–	23	1-3	9-34	Parise (1)	Kuemper (21-23)	*19,314
G7	MIN	1	1	2	1	5	12	8	10	5	35	0-3	3-6	Niederreiter (1)	Kuemper (17-21); BRYZGALOV (1-1)	
4/30	COL	2	0	2	0	4	9	5	7	1	22	1-3	3-6		Varlamov (30-35)	*18,511
		Scoring By Period					Shots By Period					Power Plays	Penalties/		Goaltenders	
TOTALS		1	2	3	OT	F	1	2	3	OT	T	(Percentage)	Minutes		(Record, Saves-Shots)	
	COL	5	7	6	2	20	53	57	55	9	174	3-25 (12.0)	35-94		Varlamov (3-4, 211-231)	
	MIN	6	6	8	2	22	85	64	72	12	233	3-21 (14.3)	37-92	Bryzgalov (1-2, 38-46); Kuemper (3-1, 116-127)		

SERIES NOTES

With a 5-4 overtime victory in Game 7, the Wild became the first team in NHL history to record four score-tying goals in a Game 7 (Elías Sports Bureau). Nino Niederreiter scored two goals, including the winner 5:02 into overtime, and added an assist in Game 6 – the fourth youngest player to ever net a fatal third-period goal in a Game 7. Zach Parise led the Wild with three points (3–1–0) against the Avalanche – career-high for points in a game. He was also a playoff career high with a total of eight points, recording with four points (2–2–4) in Game 6. Parise also set a franchise record for fastest goal to start a playoff game, scoring 49 seconds into Game 6 and tallied the game winner. Before being held pointless in Game 7, he had a career-best six-game playoff point streak. Darcy Kuemper went 3-1 in five starts posting a 2.03 GAA and a .913 SV%. Ilya Bryzgalov went 1-2 in two starts with a 3.72 GAA and a 4.25 GAA. Bryzgalov earned the Game 7 win by stopping the only shot he faced (in overtime) in relief of Kuemper, who left the game with 8:13 left in regulation. Kuemper stopped all 22 shots in Game 3 to become the first Wild goalie to record a playoff shutout. Mikael Granlund earned his first career playoff point by scoring the overtime winner in Game 3, becoming only the fifth NHL player in the last 75 years to score his first career playoff goal in a 1-overtime game. Nathan MacKinnon (2–8–10) and Paul Stastny (5–5–10) led the Avalanche in scoring with 10 points each. Semyon Varlamov posted a 2.78 GAA and a .913 SV% in seven starts. The Wild ousted the Avalanche 233-174 and outshot Colorado 194-188 in the series.

2014 WESTERN CONFERENCE SEMIFINAL

#7 MINNESOTA WILD vs. #5 CHICAGO BLACKHAWKS

Wild loses series, 4-2 (Wild 2-1 at Xcel Energy Center, 0-3 at Chicago

		Scoring By Period					Shots By Period					Power	Penalties/	Game-Winning	Goalie	
DATE	OPP.	1	2	3	OT	F	1	2	3	OT	T	Plays	Minutes	Goal	(Saves-Shots)	Attn.
G1	MIN	0	0	2	—	2	8	17	7	—	32	0-3	3-8		Bryzgalov (17-21)	
5/2	CHI	1	1	3	—	5	13	3	6	—	22	2-4	3-6	Kane (2)	Crawford (30-32)	*22,116
G2	MIN	0	0	1	—	1	2	13	4	—	19	0-1	2-4		Bryzgalov (18-21)	
5/4	CHI	1	1	2	—	4	7	8	7	—	22	0-2	1-2	Saad (1)	Crawford (18-19)	*22,018
G3	CHI	0	0	0	—	0	7	8	4	—	19	0-2	4-8		Crawford (14-17)	
5/6	MIN	0	0	4	—	4	5	5	8	—	18	1-4	2-4	Haula (1)	Bryzgalov (19-19)	*19,416
G4	CHI	1	1	0	—	2	4	9	7	—	20	0-2	5-10		Crawford (27-31)	
5/9	MIN	1	2	1	—	4	7	18	6	—	31	1-5	2-4	Niederreiter (2)	Bryzgalov (18-20)	*19,405
G5	MIN	1	0	0	—	1	8	6	14	—	28	0-1	2-4		Bryzgalov (26-28)	
5/11	CHI	0	1	1	—	2	6	15	7	—	28	1-2	1-2	Toews (4)	Crawford (27-28)	*22,016
G6	CHI	1	0	0	1	2	8	8	6	5	27	0-1	3-6	Kane (3)	Crawford (34-35)	
5/13	MIN	0	1	0	0	1	9	14	7	5	35	0-3	1-2		Bryzgalov (25-27)	*19,396
		Scoring By Period					Shots By Period					Power Plays	Penalties/	Goalies		
TOTALS		1	2	3	OT	F	1	2	3	OT	T	(Percentage)	Minutes		(Record, Saves-Shots)	
	CHI	4	4	6	1	15	45	51	37	5	138	3-13 (23.1)	17-34		Crawford (4-2, 150-162)	
	MIN	2	3	8	0	13	39	73	46	5	163	2-17 (11.8)	12-26		Bryzgalov (2-4, 123-136)	

SERIES NOTES

Minnesota advanced to the second round of the Stanley Cup Playoffs for the first time since 2003, but for the second straight year the team's season ended with a loss to the Blackhawks in the playoffs when Patrick Kane scored a 9:42 overtime in Game 6. The loss was the first at home during the 2013 playoffs for the Wild. Erik Haula led Minnesota with three goals and five points against Chicago. Mikael Granlund registered two goals for the Wild. Ilya Bryzgalov posted a 2.14 GAA, a .904 SV% and one shutout in six starts. Marian Hossa led the Blackhawks in scoring with nine points (1–8–9). Bryan Bickell recorded a team-best four goals and ranked second in scoring with six points (4–2–6). Corey Crawford registered 1.97 GAA and a .926 SV% in six starts. Minnesota set a franchise record with 48 hits in Game 5 at Chicago and outhit the Blackhawks 181–105 in the series.

#	POS	PLAYER	GP	TOI/G	G	A	PTS	+/-	PIM	PPG	SHG	GWG	SOG	SH%
7	C	Matt Cullen	5	19:07	0	3	3	1	2	0	0	0	8	0.0
16	LW	Jason Zucker	5	13:29	1	1	2	1	0	0	0	1	11	9.1
22	RW	Cal Clutterbuck	5	15:51	1	1	2	0	4	0	0	0	11	9.1
96	RW	Pierre-Marc Bouchard	5	14:36	1	1	2	2	0	0	0	0	10	10
6	D	Marco Scandella	5	18:01	1	1	2	-1	0	0	0	0	6	16.7
21	C	Kyle Brodziak	5	20:40	0	2	2	0	4	0	0	0	9	0.0
63	C	Charlie Coyle	5	18:09	0	2	2	-4	2	0	0	0	11	0.0
17	C	Torrey Mitchell	5	11:24	1	0	1	-4	0	0	0	0	8	12.5
10	RW	Devin Setoguchi	5	16:04	1	0	1	-2	0	0	0	0	12	8.3
11	LW	Zach Parise	5	21:23	1	0	1	-7	2	0	0	0	17	5.9
4	D	Clayton Stoner	1	8:18	0	1	1	1	0	0	0	0	0	0.0
9	C	Mikko Koivu	5	20:30	0	0	0	-6	8	0	0	0	11	0.0
29	RW	Jason Pominville	2	13:32	0	0	0	-1	0	0	0	0	4	0.0
19	LW	Stephane Veilleux	2	7:31	0	0	0	0	0	0	0	0	1	0.0
25	D	Jonas Brodin	5	26:23	0	0	0	-3	0	0	0	0	3	0.0
28	C	Zenon Konopka	2	9:52	0	0	0	-2	0	0	0	0	2	0.0
77	D	Tom Gilbert	5	16:16	0	0	0	-2	2	0	0	0	0	0.0
44	D	Justin Falk	4	11:33	0	0	0	-3	2	0	0	0	0	0.0
20	D	Ryan Suter	5	31:37	0	0	0	-5	4	0	0	0	5	0.0
27	C	Mike Rupp	4	6:38	0	0	0	-3	12	0	0	0	2	0.0
46	D	Jared Spurgeon	5	21:15	0	0	0	-3	2	0	0	0	8	0.0
#	GOALTENDER		GP	GS	W	L	SA	SV	SV%	GA	GAA	SO	MIN	PIM
37	Josh Harding		5	5	1	4	135	123	0.911	12	2.94	0	245	0
35	Darcy Kuemper		2	0	0	0	33	29	0.879	4	3.29	0	73	0

2013 WESTERN CONFERENCE QUARTERFINAL #8 MINNESOTA WILD vs. #1 CHICAGO BLACKHAWKS Wild loses series 4-1 (Wild 1-1 at Xcel Energy Center, 0-3 at Chicago)

DATE	OPP.	1	2	3	OT	F	1	2	3	OT	T	Power Plays	Penalties/Minutes	Game-Winning Goal	Goalie (Saves-Shots)	Attn.
G1	MIN	1	0	0	0	1	6	7	7	7	27	0-4	3-6		Harding (35-37)	
4/30	CHI	0	1	0	1	2	6	10	12	9	37	1-3	4-8	Bickell	Crawford (26-27)	*21,428
G2	MIN	0	1	1	-	2	7	15	6	-	28	0-2	5-10		Harding (43-47)	
5/3	CHI	1	1	3	-	5	17	14	17	-	48	0-4	3-6	Sharp	Crawford (26-28)	*22,012
G3	CHI	1	0	1	0	2	9	8	8	2	27	0-2	4-8		Crawford (34-37)	
5/5	MIN	1	0	1	1	3	15	14	7	1	37	0-3	3-6	Zucker (1)	Harding (25-27)	*19,238
G4	CHI	1	1	1	-	3	6	11	7	-	24	0-2	6-12	Sharp	Crawford (25-25)	
5/7	MIN	0	0	0	-	0	7	6	12	-	25	0-6	2-4	HARDING (5-6); Kuemper (16-18)	Crawford (25-25)	*19,378
G5	MIN	0	1	0	-	1	10	8	4	-	22	0-2	5-18	HARDING (15-18); Kuemper (13-15)	Crawford (25-25)	
5/9	CHI	1	3	1	-	5	10	13	10	-	33	1-2	3-6	Sharp	Crawford (21-22)	*21,597
TOTALS	OPP.	1	2	3	OT	F	1	2	3	OT	T	Power Plays (Percentage)	Penalties/Minutes	Goalies	Goalies (Record, Saves-Shots)	
CHI		4	6	6	1	17	48	56	54	11	169	2-13 (15.4)	20-40	Crawford (4-1, 132-139)		
MIN		2	2	2	1	7	45	50	36	8	139	0-17 (0.0)	18-44	Harding (1-4, 123-135); Kuemper (0-0, 29-33)		

SERIES NOTES

The Wild fell to Chicago in five games in the Western Conference Quarterfinal series. It was the fourth all-time postseason appearance for Minnesota. Matt Cullen led the Wild in points (0-3=3), while seven different Wild players scored one goal. After Niklas Backstrom was hurt in warm-ups of Game 1, Josh Harding started all five games. Patrick Sharp had three GWG in the series for Chicago. Jason Zucker became the first Wild rookie to record an overtime goal in the playoffs, scoring in Game 3 at Xcel Energy Center. Chicago went on to win the Stanley Cup.





2008 PLAYOFF STATISTICS

#	POS	PLAYER	GP	TOI/G	G	A	PTS	+/-	PIM	PPG	SHG	GWG	SOG	SH%
12	LW	Brian Rolston	6	22:26	2	4	6	4	8	0	1	0	31	6.5
9	C	Mikko Koivu	6	21:56	4	1	5	0	4	0	1	0	20	20.0
96	RW	Pierre-Marc Bouchard	6	17:46	2	2	4	1	2	1	0	1	18	11.1
38	RW	Pavol Demitra	6	21:08	1	2	3	0	2	1	0	0	15	6.7
17	LW	Todd Fedoruk	6	13:37	1	1	2	-2	16	1	0	0	5	20.0
3	D	Keith Carney	6	15:12	1	1	2	2	0	0	0	1	2	50.0
8	D	Brent Burns	6	27:34	0	2	2	0	6	0	0	0	17	0.0
34	LW	Aaron Voros	5	10:39	1	0	1	-1	16	0	0	0	10	10.0
5	D	Kim Johnsson	6	28:08	0	1	1	-1	18	0	0	0	12	0.0
15	C	James Sheppard	6	10:36	0	1	1	-1	4	0	0	0	4	0.0
10	RW	Marian Gaborik	6	21:51	0	1	1	-3	4	0	0	0	25	0.0
33	D	Petteri Nummelin	4	16:16	0	1	1	-1	0	0	0	0	10	0.0
19	LW	Stephane Veilleux	6	15:42	0	0	0	-2	27	0	0	0	13	0.0
24	LW	Derek Boogaard	6	4:48	0	0	0	-1	24	0	0	0	0	0.0
41	D	Martin Skoula	6	26:40	0	0	0	-1	0	0	0	0	3	0.0
25	C	Eric Belanger	6	18:34	0	0	0	-1	4	0	0	0	9	0.0
6	D	Sean Hill	5	10:53	0	0	0	-2	4	0	0	0	1	0.0
92	RW	Branko Radivojevic	2	14:35	0	0	0	0	0	0	0	0	2	0.0
11	LW	Chris Simon	2	6:54	0	0	0	-1	0	0	0	0	0	0.0
2	D	Erik Reitz	2	6:17	0	0	0	-1	0	0	0	0	0	0.0
55	D	Nick Schultz	1	16:11	0	0	0	0	0	0	0	0	0	0.0
21	RW	Mark Parrish	1	5:04	0	0	0	0	0	0	0	0	1	0.0
67	LW	Benoit Pouliot	1	10:16	0	0	0	1	0	0	0	0	2	0.0
83	RW	Matt Foy	1	6:49	0	0	0	0	0	0	0	0	0	0.0
#	GOALTENDER		GP	GS	W	L	SA	SV	SV%	GA	GAA	SO	MIN	PIM
32	Niklas Backstrom		6	6	2	4	170	153	.900	17	2.83	0	361	0
29	Josh Harding		1	0	0	0	11	11	1.00	0	0.00	0	20	0



2008 PLAYOFF RESULTS




2008 WESTERN CONFERENCE QUARTERFINAL #3 MINNESOTA WILD vs. #6 COLORADO AVALANCHE Wild loses series 4-2 (Wild 1-2 at Xcel Energy Center, 1-2 at Colorado)

DATE	OPP.	1	2	3	OT	F	1	2	3	OT	T	Power Plays	Penalties/Minutes	Game-Winning Goal	Goalie (Saves-Shots)	Attn.
G1	COL	0	2	0	1	3	2	5	12	3	22	1-1	6-12	Sakic	Theodore (28-30)	
4/9	MIN	0	0	2	0	2	11	9	8	2	30	1-5	2-4		Backstrom (19-22)	*19,352
G2	COL	1	0	1	0	2	8	8	10	0	26	1-4	4-8		Theodore (28-31)	
4/11	MIN	0	0	2	1	3	7	7	16	1	31	1-3	5-10	Carney (1)	Backstrom (24-26)	*19,360
G3	MIN	0	0	2	1	3	9	14	4	12	39	0-4	7-14	Bouchard (1)	Backstrom (44-46)	
4/14	COL	1	0	1	0	2	12	17	10	7	46	0-6	5-10		Theodore (36-39)	*18,007
G4	MIN	0	0	1	—	1	7	7	11	—	25	0-5	25-101		BACKSTROM (24-29); Harding (11-11)	
4/15	COL	3	2	0	—	5	18	11	11	—	40	2-13	12-43	Wolski	Theodore (24-25)	*18,007
G5	COL	1	0	2	—	3	6	8	3	—	17	2-3	3-6	Stastny	Theodore (38-40)	
4/17	MIN	1	0	1	—	2	17	15	8	—	40	1-3	3-6		Backstrom (14-17)	*19,364
G6	MIN	0	1	0	—	1	11	15	9	—	35	0-1	3-6		Backstrom (28-30)	
4/19	COL	1	1	0	—	2	11	8	11	—	30	0-3	1-2	Smyth	Theodore (34-35)	*18,007
TOTALS		1	2	3	OT	F	1	2	3	OT	T	(Percentage)	Penalties/Minutes		(Record, Saves-Shots)	
	COL	7	5	4	1	17	57	57	57	10	181	6-30 (20.0)	31-81		Theodore (4-2, 188-200)	
	MIN	1	1	8	2	12	62	67	56	15	200	3-21 (14.3)	45-141	Backstrom (2-4, 153-170); Harding (0-0, 11-11)		

SERIES NOTES

The Wild fell in six games to the Colorado Avalanche in the Western Conference Quarterfinal series. It was the third all-time postseason appearance for Minnesota. Brian Rolston led the team in points (2-4=6) and assists. Mikko Koivu led the team in goals with four and tied a franchise record by scoring in four consecutive games to start the series (4/9-4/15). Niklas Backstrom started all six games for the Wild and went 2-4 with a 2.82 GAA and a .900 SV%. For Colorado, Jose Theodore stopped 188-of-200 shots faced (.940 SV%), a franchise record for saves by an opposing goaltender in a series besting Patrick Roy's mark in 2003 of 161 saves. Joe Sakic led the Avalanche with six points (2-4=6) against the Wild. Andrew Brunette's three goals led Colorado and Sakic and Peter Forsberg both notched four assists to lead the Avs. The first three games of the series went to overtime, continuing a streak from 2003 that saw the final two games of Western Conference Quarterfinal between these two teams go to overtime. All five games had 3-2 final scores. The Wild set playoff franchise records with 101 PIM, 25 penalties taken and 13 short-handed opportunities in a 5-1 loss in Game 4 at the Pepsi Center. The Wild lost Game 5 despite setting a franchise record for shots in a period with 17 in the first stanza and totaling 40 shots overall (which tied a franchise record). In Game 6, Aaron Voros tallied his first career playoff goal to tie the score in the second period but the Avs won 2-1 to take the series.



2007 PLAYOFF STATISTICS

#	POS	PLAYER	GP	TOI/G	G	A	PTS	+/-	PIM	PPG	SHG	GWG	SOG	SH%
10	RW	Marian Gaborik	5	19:31	3	1	4	3	8	1	1	1	18	16.7
38	C	Pavol Demitra	5	19:47	1	3	4	-1	0	0	0	0	9	11.1
96	RW	Pierre-Marc Bouchard	5	14:48	1	1	2	-3	0	0	0	0	2	50.0
12	C	Brian Rolston	5	20:25	1	1	2	-2	4	0	0	0	23	4.3
33	D	Petteri Nummelin	3	19:59	1	1	2	1	0	1	0	0	5	20.0
26	D	Kurtis Foster	3	18:38	0	2	2	0	0	0	0	0	5	0.0
21	RW	Mark Parrish	5	15:46	1	0	1	2	0	0	0	0	13	7.7
9	C	Mikko Koivu	5	17:43	1	0	1	-1	4	0	0	0	8	12.5
55	D	Nick Schultz	5	18:05	0	1	1	-3	0	0	0	0	4	0.0
37	C	Wes Walz	5	11:50	0	1	1	1	4	0	0	0	9	0.0
8	D	Brent Burns	5	18:59	0	1	1	1	14	0	0	0	12	0.0
24	LW	Derek Boogaard	5	5:59	0	1	1	0	20	0	0	0	1	0.0
41	D	Martin Skoula	5	19:02	0	0	0	2	4	0	0	0	5	0.0
19	LW	Stephane Veilleux	5	12:39	0	0	0	0	4	0	0	0	6	0.0
3	D	Keith Carney	5	13:57	0	0	0	1	4	0	0	0	1	0.0
92	LW	Branko Radivojevic	5	14:14	0	0	0	-1	2	0	0	0	9	0.0
28	C	Todd White	4	14:18	0	0	0	-1	0	0	0	0	6	0.0
17	C	Wyatt Smith	4	11:01	0	0	0	0	0	0	0	0	2	0.0
5	D	Kim Johnsson	4	23:06	0	0	0	-1	2	0	0	0	4	0.0
18	RW	Adam Hall	3	10:06	0	0	0	0	7	0	0	0	2	0.0
#	GOALTENDER	GP	GS	W	L	SA	SV	SV%	GA	GAA	SO	A	MIN	PIM
32	Niklas Backstrom	5	5	1	4	145	134	.924	11	2.22	0	1	296:39	2



2007 PLAYOFF RESULTS

2007 WESTERN CONFERENCE QUARTERFINAL																
#7 MINNESOTA WILD vs. #2 ANAHEIM DUCKS																
Wild loses series, 4-1 (Wild 1-1 at Xcel Energy Center, 0-3 at Anaheim)																
		Scoring By Period					Shots By Period					Power	Penalties/	Game-Winning	Goalie	
DATE	OPP.	1	2	3	OT	F	1	2	3	OT	T	Plays	Minutes	Goal	(Saves-Shots)	Attn.
G1	MIN	0	1	0	—	1	11	8	6	—	25	0-4	4-8		Backstrom (32-34)	
4/11	ANA	0	1	1	—	2	13	9	12	—	34	0-3	5-10	Penner	Bryzgalov (24-25)	*17,180
G2	MIN	0	1	1	—	2	9	10	13	—	32	0-6	9-29		Backstrom (22-25)	
4/13	ANA	1	2	0	—	3	11	8	6	—	25	2-4	11-33	Getzlaf	Bryzgalov (30-32)	*17,324
G3	ANA	1	0	1	—	2	7	6	6	—	19	1-4	7-14	R. Niedermayer	Bryzgalov (19-20)	
4/15	MIN	0	0	1	—	1	6	8	6	—	20	1-5	6-12		Backstrom (17-19)	*19,224
G4	ANA	0	1	0	—	1	9	11	9	—	29	1-4	9-48		BRYZGALOV (32-36); Giguere (4-4)	
4/17	MIN	0	1	3	—	4	14	11	15	—	40	1-7	4-14	Gaborik (1)	Backstrom (28-29)	*19,174
G5	MIN	0	1	0	—	1	6	11	10	—	27	0-5	5-10		Backstrom (35-38)	
4/19	ANA	1	1	2	—	4	11	22	6	—	39	1-4	6-12	Getzlaf	Giguere (26-27)	*17,318
		Scoring By Period					Shots By Period					Power Plays	Penalties/	Goaltenders		
TOTALS		1	2	3	OT	F	1	2	3	OT	T	(Percentage)	Minutes		(Record, Saves-Shots)	
	ANA	3	5	4	—	12	51	56	39	—	146	5-19 (26.3)	38-117	Bryzgalov (3-1, 105-113); Giguere (1-0, 30-31)		
	MIN	0	4	5	—	9	46	48	50	—	144	2-27 (7.4)	28-73	Backstrom (1-4, 134-145)		

SERIES NOTES

The Wild fell in five games to the Anaheim Ducks in the Western Conference Quarterfinal series. It was the second all-time postseason appearance for Minnesota. Wild goaltender Niklas Backstrom went 1-4 in his first Stanley Cup Playoffs, posting a 2.22 GAA and a .924 SV%. Marian Gaborik and Pavol Demitra each paced the Wild with four points apiece. Gaborik also led the Wild with three postseason goals, while Demitra was the team-leader with three playoff assists. Ilya Bryzgalov went 3-1 in the first four games of the series, stopping 105 of the 113 shots he faced (.929). J.S. Giguere went 1-0 and stopped 30 of the 31 shots he faced in two appearances. The Ducks won the first three games of the series, extending their postseason winning streak against the Wild to seven games before Minnesota claimed a 4-1 win in Game 4. The Wild victory improved Minnesota's record in playoff elimination games to 7-1. The Wild's season ended with a loss in Game 5 at Anaheim. Gaborik scored a short-handed goal in the first to knot the game at one before Anaheim scored three unanswered goals, including an empty-netter, to give them a 4-1 victory in the game and the series.



2003 PLAYOFF STATISTICS

#	POS	PLAYER	GP	TOI/G	G	A	PTS	+/-	PIM	PPG	SHG	GWG	SOG	SH%
10	RW	Marian Gaborik	18	18:09	9	8	17	2	6	4	0	0	52	17.3
37	C	Wes Walz	18	17:19	7	6	13	5	14	0	2	2	29	24.1
15	LW	Andrew Brunette	18	15:01	7	6	13	-3	4	4	0	1	33	21.2
33	RW	Sergei Zholtok	18	15:39	2	11	13	-7	0	1	0	0	34	5.9
7	C	Cliff Ronning	17	16:35	2	7	9	-3	4	1	0	0	37	5.4
11	LW	Pascal Dupuis	16	16:53	4	4	8	0	8	2	0	1	36	11.1
17	D	Filip Kuba	18	26:39	3	5	8	-8	24	3	0	0	21	14.3
18	RW	Richard Park	18	17:00	3	3	6	-2	4	0	0	1	26	11.5
14	C	Darby Hendrickson	17	16:57	2	3	5	1	4	0	0	1	22	9.1
28	LW	Jeremy Stevenson	14	12:24	0	5	5	0	12	0	0	0	17	0.0
24	LW	Antti Laaksonen	16	16:34	1	3	4	-3	4	0	0	0	25	4.0
2	D	Willie Mitchell	18	24:46	1	3	4	5	14	0	0	0	18	5.6
23	RW	Jason Marshall	15	10:50	1	1	2	-1	16	0	0	1	12	8.3
77	D	Lubomir Sekeras	15	16:53	1	1	2	-2	6	1	0	1	13	7.7
34	C	Jim Dowd	15	12:58	0	2	2	-1	0	0	0	0	24	0.0
96	C	Pierre-Marc Bouchard	5	13:15	0	1	1	-1	2	0	0	0	8	0.0
20	D	Andrei Zyuzin	18	23:05	0	1	1	-3	14	0	0	0	30	0.0
55	D	Nick Schultz	18	19:37	0	1	1	5	10	0	0	0	5	0.0
5	D	Brad Bombardir	4	14:52	0	0	0	-1	0	0	0	0	1	0.0
16	RW	Bill Muckalt	5	11:17	0	0	0	-3	0	0	0	0	4	0.0
4	D	Brad Brown	11	8:16	0	0	0	-1	16	0	0	0	0	0.0
12	LW	Matt Johnson	12	6:36	0	0	0	0	25	0	0	0	2	0.0
#	GOALTENDER		GP	W	L	SA	GA	GAA	SV	SV%	SO	A	PIM	MIN
35	Manny Fernandez		9	3	4	253	18	1.96	235	.929	0	0	0	552
30	Dwayne Roloson		11	5	6	257	25	2.59	232	.903	0	0	4	579



2003 PLAYOFF RESULTS

2003 WESTERN CONFERENCE QUARTERFINAL #6 MINNESOTA WILD vs. #3 COLORADO AVALANCHE Wild wins series, 4-3 (Wild 1-2 at Xcel Energy Center, 3-1 at Colorado)

DATE	OPP.	Scoring By Period	Shots By Period	Power Plays	Penalties/Minutes	Game-Winning Goal	Goalie (Saves-Shots)	Attn.
G1	MIN	0 3 1 - 4	3 14 10 - 27	2-3	3/6	Walz (1)	Roloson (39-41)	
4/10	COL	0 1 1 - 2	18 14 9 - 41	0-3	3/6		Roy (23-27)	*18,007
G2	MIN	1 0 1 - 2	4 12 10 - 26	1-5	9/18		Roloson (25-28)	
4/12	COL	2 0 1 - 3	13 10 5 - 28	1-6	7/14	Willisie	Roy (24-26)	*18,007
G3	COL	1 1 1 - 3	8 5 5 - 18	1-4	8/16	Tanguay	Roy (18-18)	
4/14	MIN	0 0 0 - 0	7 8 3 - 18	0-6	6/12		Roloson (15-18)	*19,354
G4	COL	2 0 1 - 3	7 6 8 - 21	1-3	3/6	Sakic	Roy (24-25)	
4/16	MIN	0 0 1 - 1	10 5 10 - 25	1-3	3/6	ROLOSON (2-4); Fernandez (16-17)	Roloson (25-28)	*19,350
G5	MIN	1 2 0 - 3	7 14 7 - 28	1-6	6/12	Dupuis (1)	Fernandez (26-28)	
4/19	COL	0 0 2 - 2	8 5 15 - 28	0-6	6/12		Roy (25-28)	*18,007
G6	COL	0 0 2 0 2	9 4 11 0 24	0-1	2/4		Roy (20-23)	
4/21	MIN	0 0 2 1 3	7 8 4 4 23	0-2	1/2	Park (1)	Fernandez (22-24)	*19,350
G7	MIN	0 1 1 1 3	8 6 14 2 30	2-4	4/8	Brunette (1)	Fernandez (43-45)	
4/22	COL	0 1 1 0 2	12 17 10 6 45	1-3	5/10		Roy (27-30)	*18,007
TOTALS		Scoring By Period	Shots By Period	Power Plays (Percentage)	Penalties/Minutes		Goaltenders (Record, Saves-Shots)	
COL		1 2 3 OT F	1 2 3 OT T	4-27	34-68		Roy (3-4, 161-177)	
MIN		2 6 6 2 16	46 67 58 6 177	7-29	32-64	Roloson (1-3, 81-91); Fernandez (3-0, 107-114)		

SERIES NOTES

The Minnesota Wild, in its first-ever playoff series, made NHL history. The club became only the eighth team in NHL history to win the first playoff series it competed in. Minnesota also became only the eighth NHL team to come back from a 3-1 deficit and win Games 5 and 7 on the road. Andrew Brunette scored the series-clinching goal, beating Patrick Roy, at 3:25 of overtime in Game 7 at Pepsi Center. Manny Fernandez started and won the final three games of the series. Overall, the netminder was 3-0 and stopped 107-of-114 shots faced in four games played. Brunette (3-3=6), Marian Gaborik (4-2=6) and Sergei Zholtok (0-6=6) finished tied for the team lead in scoring with six points in seven games versus Colorado. The Wild earned a victory in the franchise's first-ever playoff game with a 4-2 win over Colorado in Game 1 at Pepsi Center. Filip Kuba scored the club's first playoff goal and Dwayne Roloson earned the first playoff win in net. The Avalanche rebounded to win the following three games, including two in Saint Paul, and took a commanding 3-1 series advantage. In the first playoff game at Xcel Energy Center, Minnesota fell to Colorado, 3-0. Roy posted his NHL playoff-record 23rd shutout in the win. Facing elimination on the road in Game 5, the Wild raced to a 3-0 second period lead and forced Game 6 back in Minnesota with a 3-2 victory. The Wild earned its first home playoff win and first overtime playoff victory, 3-2, in Game 6 at Xcel Energy Center. Richard Park scored the game-winning goal at 4:22 of the extra session. The tally was his second of the game, marking the franchise's first-ever two-goal playoff game and set the stage for Minnesota's historic Game 7 victory.

2003 WESTERN CONFERENCE SEMIFINAL #6 MINNESOTA WILD vs. #4 VANCOUVER CANUCKS Wild wins series, 4-3 (Wild 1-2 at Xcel Energy Center, 3-1 at Vancouver)

DATE	OPP.	Scoring By Period	Shots By Period	Power Plays	Penalties/Minutes	Game-Winning Goal	Goalie (Saves-Shots)	Attn.
G1	MIN	1 0 2 0 3	5 5 10 1 21	1-2	5-10		Fernandez (35-39)	
4/25	VAN	0 1 2 1 4	7 16 12 4 39	1-4	3-6	Klatt	Cloutier (18-21)	*18,514
G2	MIN	0 1 2 - 3	8 7 3 - 18	0-3	9-42	Walz (2)	Roloson (29-31)	
4/27	VAN	0 1 1 - 2	8 11 12 - 31	0-3	8-32		Cloutier (15-18)	*18,514
G3	VAN	1 2 0 - 3	3 7 3 - 13	3-6	9-21	D. Sedin	Cloutier (16-18)	
4/29	MIN	1 1 0 - 2	5 8 5 - 18	2-7	8-19		Roloson (15-18)	*19,394
G4	VAN	0 0 2 1 3	11 6 9 4 30	1-6	5-10	Sopel	Cloutier (25-27)	
5/2	MIN	1 0 1 0 2	9 8 6 4 27	0-4	7-14		Fernandez (27-30)	*19,386
G5	MIN	1 5 1 - 7	9 12 5 - 26	1-5	6-12	Marshall (1)	Roloson (25-27)	
5/5	VAN	1 1 0 - 2	9 6 12 - 27	0-3	8-16	CLOUTIER (15-21); Auld (4-5)	Roloson (25-27)	*18,514
G6	VAN	0 0 1 - 1	12 7 12 - 31	1-4	8-16		Cloutier (18-23)	
5/7	MIN	0 2 3 - 5	4 12 7 - 23	3-5	7-14	Sekeras (1)	Roloson (30-31)	*19,350
G7	MIN	0 1 3 - 4	6 4 6 - 16	1-2	0-0	Hendrickson (1)	Roloson (24-26)	
5/8	VAN	0 2 0 - 2	12 7 7 - 26	0-0	2-4		Cloutier (12-16)	*18,514
TOTALS		Scoring By Period	Shots By Period	Power Plays (Percentage)	Penalties/Minutes		Goaltenders (Record, Saves-Shots)	
VAN		2 7 6 2 17	62 60 67 8 197	6-26 (23.1)	43-105	Cloutier (3-4, 119-144); Auld (0-0, 4-5)		
MIN		4 10 12 0 26	46 56 42 5 149	8-28 (28.6)	42-111	Fernandez (0-2, 62-69); Roloson (4-1, 123-130)		



2003 PLAYOFF RESULTS

PLAYOFF RECORD BOOK



SERIES NOTES

For the second straight series, the Minnesota Wild overcame a 3-games-to-1 deficit, this time defeating the Vancouver Canucks in a Western Conference Semifinal series, 4-3. The Wild became the first team in NHL history to come back from a 3-1 deficit twice in the same postseason and also became only the second club ever to win two Game 7's on the road in the same playoff year. The win also raised the team's record to 6-0 in its first six "elimination games." Minnesota outscored the Canucks 16-5 over the final three games of the series. Marian Gaborik led all scorers with five goals and 11 points (5-6=11) in seven games. Wes Walz tied for the team lead in goals with five and finished the seven-game series with nine points (5-4=9). Dwayne Roloson won Games 5, 6 and 7 and finished the series with a 4-1 record and only seven goals allowed in 130 shots faced. Minnesota battled back from a 2-0 second period hole to earn a 4-2 win over Vancouver in Game 7 at GM Place. Darby Hendrickson scored the game-winning goal with just under six minutes to play as the Wild earned its first-ever trip to the Western Conference Final. The two teams split the first two games of the series at GM Place with the Canucks winning Game 1, 4-3 in overtime, and the Wild capturing Game 2, 3-2. Vancouver seized control of the series with two road wins at Xcel Energy Center, including a 3-2 overtime victory in Game 4. Minnesota staved off elimination thanks to five second-period goals and a 7-2 road win in Game 5. The Wild scored five more goals in a 5-1 Game 6 victory at Xcel Energy Center. Gaborik posted his third consecutive multi-point game (0-2=2) and Andrew Brunette scored a pair of goals to set up another historic Game 7 showdown.

2003 WESTERN CONFERENCE FINAL

#6 MINNESOTA WILD vs. #7 MIGHTY DUCKS OF ANAHEIM

Wild loses series, 4-0 (Wild 0-2 at Xcel Energy Center, 0-2 at Anaheim)

		Scoring By Period					Shots By Period					Power	Penalties/	Game-Winning		Goalie	
DATE	OPP.	1	2	3	OT	F	1	2	3	OT	T	Plays	Minutes	Goal	(Saves-Shots)	Attn.	
G1	ANA	0	0	0	1	1	6	7	4	8/1	26	0-1	5/10	Sykora	Giguere (39-39)		
5/10	MIN	0	0	0	0	0	8	11	10	7/3	39	0-5	1/2		Fernandez (25-26)	*19,350	
G2	ANA	0	1	1	—	2	7	10	5	-	22	0-3	3/6	Sauer	Giguere (24-24)		
5/12	MIN	0	0	0	—	0	9	6	9	-	24	0-3	3/6		Roloson (20-22)	*19,344	
G3	MIN	0	0	0	—	0	16	7	12	-	35	0-4	5/10	ROLOSON (13-16); Fernandez (15-16)			
5/14	ANA	1	3	0	—	4	11	12	9	-	32	0-4	5/10	Rucchin	Giguere (35-35)	*17,174	
G4	MIN	1	0	0		1	8	10	7	-	25	1-4	5/10		Fernandez (26-28)		
5/16	ANA	1	1	0	—	2	9	13	6	-	28	2-3	6/12	Oates	Giguere (24-25)	*17,174	
		Scoring By Period					Shots By Period					Power Plays	Penalties/	Goaltenders			
TOTALS		1	2	3	OT	F	1	2	3	OT	T	(Percentage)	Minutes		(Record, Saves-Shots)		
	ANA	2	5	1	1	9	33	42	24	8/1	108	2-11 (18.2)	19-38		Giguere (4-0, 122-123)		
	MIN	1	0	0	0	1	39	34	38	7/3	123	1-16 (6.3)	14-28	Fernandez (0-2, 66-70);	Roloson (0-2, 33-38)		

SERIES NOTES

The Wild fell in four games to the Mighty Ducks of Anaheim during the club's first-ever appearance in the Western Conference Final. Ducks goaltender J.S. Giguere posted a 4-0 mark in the series, turned aside 122-of-123 shots faced and recorded a 212:43 shutout streak. Minnesota's season came to an end with a 2-1 defeat in Game 4 at Arrowhead Pond of Anaheim. Andrew Brunette netted the Wild's lone goal of the series and staked the team to a 1-0 advantage in its seventh "elimination game" of the post season. The Ducks answered with a pair of goals from Adam Oates to clinch the Western Conference crown. The Wild lost its home-ice advantage in the series when it dropped Game 1 at Xcel Energy Center, 1-0, in double overtime. The game marked the franchise's first-ever, double-overtime Stanley Cup Playoff game. Minnesota was shutout in back-to-back games for the first time in its playoff history when it dropped Game 2 to Anaheim, 2-0, in Saint Paul. Both Mighty Ducks goals were shorthanded and Giguere ran his playoff scoreless streak to 148:06 with the win. The Wild fell behind 3-0 in the series when it lost Game 3 in Anaheim, 4-0.

ALL-TIME PLAYOFF OVERTIME RESULTS

Date	Opponent	Game/Series	Score	Goal Scorer	Time/OT	Series Winner
4/21/03	vs. Colorado	6/Con. Qrt	3-2	Richard Park	4:22/OT	Minnesota (4-3)
4/22/03	@ Colorado	7/Con. Qrt	3-2	Andrew Brunette	3:25/OT	Minnesota (4-3)
4/25/03	@ Vancouver	1/Con. Semi	3-4	Trent Klatt	3:42/OT	Minnesota (4-3)
5/02/03	vs. Vancouver	4/Con. Semi	2-3	Brent Sopel	15:52/OT	Minnesota (4-3)
5/10/03	vs. Anaheim	1/Con. Final	0-1	Petr Sykora	8:06/2OT	Anaheim (4-0)
4/09/08	vs. Colorado	1/Con. Qrt	2-3	Joe Sakic	11:11/OT	Colorado (4-2)
4/11/08	vs. Colorado	2/Con. Qrt	3-2	Keith Carney	1:14/OT	Colorado (4-2)
4/14/08	@ Colorado	3/Con. Qrt	3-2	Pierre-Marc Bouchard	11:58/OT	Colorado (4-2)
4/30/13	@ Chicago	1/Con. Qrt	1-2	Bryan Bickell	16:35/OT	Chicago (4-1)
5/5/13	vs. Chicago	3/Con. Qrt	3-2	Jason Zucker	2:15/OT	Chicago (4-1)
4/17/14	@ Colorado	1/Con. Qrt.	4-5	Paul Stastny	7:27/OT	Minnesota (4-3)
4/21/14	vs. Colorado	3/Con. Qrt.	1-0	Mikael Granlund	5:08/OT	Minnesota (4-3)
4/26/14	@ Colorado	5/Con. Qrt.	3-4	Nathan MacKinnon	3:27/OT	Minnesota (4-3)
4/30/14	@ Colorado	7/Con. Qrt.	5-4	Nino Niederreiter	5:02/OT	Minnesota (4-3)
5/13/14	vs. Chicago	6/Con. Semi	1-2	Patrick Kane	9:42/OT	Chicago (4-2)
4/22/16	@ Dallas	5/Con. Qrt.	5-4	Mikko Koivu	4:55/OT	Dallas (4-2)
4/12/17	vs. St. Louis	1/Con. Qrt.	1-2	Joel Edmundson	17:48/OT	St. Louis (4-1)
4/22/17	vs. St. Louis	5/Con. Qrt.	3-4	Magnus Paajarvi	9:42/OT	St. Louis (4-1)
8/7/20	vs. Vancouver	4/Con. Qualif.	4-5	Christopher Tanev	0:11/OT	Vancouver (3-1)

PLAYOFF OT RECORD: 8-11 • PLAYOFF OT HOME RECORD: 4-7 • PLAYOFF OT ROAD RECORD: 4-4

TEAM RECORDS

PLAYOFF HISTORY

CONFERENCE FINAL APPEARANCES

1 - 2003

CONFERENCE SEMIFINAL APPEARANCES

3 - 2003, 2014, 2015

PLAYOFF APPEARANCES

10 - 2003, 2007, 2008, 2013, 2014, 2015, 2016, 2017, 2018, 2020

GAMES PLAYED, TOTAL: 77

GAMES WON, TOTAL: 27

GAMES LOST, TOTAL: 50

GAMES

GAMES PLAYED, SEASON

18 - 2003

At Home:

8 - 2003

On Road:

10 - 2003

MOST GAMES PLAYED, SERIES

7 - 3x, last, 2014 Conference Quarterfinal vs. COL

FEWEST GAMES PLAYED, SERIES

4 - 3x, last, 2020, Qualifying Round vs. VAN

WINS

WINS, SEASON

8 - 2003

At Home:

5 - 2014

On Road:

6 - 2003

MOST WINS, SERIES

4 - 4x, last, 2015, Conference Quarterfinal vs. STL

FEWEST WINS, SERIES

0 - 2x, last, 2015, Conference Semifinal vs. CHI

LOSSES

LOSSES, SEASON

10 - 2003

At Home:

6 - 2003

On Road:

6 - 2014

MOST LOSSES, SERIES

4 - 9x, last, 2018, Conference Quarterfinal vs. WPG

FEWEST LOSSES, SERIES

2 - 2015, Conference Quarterfinal vs. STL

OVERTIME

OVERTIME GAMES, TOTAL: 19

OVERTIME WINS, TOTAL: 8

OVERTIME LOSSES, TOTAL: 11

OVERTIME GAMES, SEASON

5 - 2x, last, 2014

At Home:

3 - 2003

On Road:

3 - 2014

OVERTIME GAMES, SERIES

4 - 2014, Conference Quarterfinal vs. COL

At Home:

2 - 2x, last, 2017, Conference Quarterfinal vs. STL

On Road:

3 - 2014, Conference Quarterfinal vs. COL

OVERTIME WINS, SEASON

2 - 3x, last, 2014

At Home:

2 - 3x, last, 2013

On Road:

1 - 4x, last, 2016

OVERTIME WINS, SERIES

2 - 3x, last, 2014, Conference Quarterfinal vs. COL

At Home:

1 - 4x, last, 2014, Conference Quarterfinal vs. COL

On Road:

1 - 4x, last, 2016, Conference Quarterfinal vs. DAL

OVERTIME LOSSES, SEASON

3 - 2x, last, 2014

At Home:

2 - 2x, last, 2017

On Road:

2 - 2014

OVERTIME LOSSES, SERIES

2 - 3x, last, 2017, Conference Quarterfinal vs. STL

At Home:

2 - 2017, Conference Quarterfinal vs. STL

On Road:

2 - 2014, Conference Quarterfinal vs. COL

LONGEST OVERTIME GAME

28:06 - 5/10/03, 1-0 (OT) loss vs. ANA (CF-Game 1)

At Home:

28:06 - 5/10/03, 1-0 (OT) loss vs. ANA (CF-Game 1)

On Road:

16:35 - 4/30/13, 2-1 (OT) loss at CHI (CQ-Game 1)

SHORTEST OVERTIME GAME

0:11 - 8/7/20, 5-4 (OT) loss vs. VAN (QR-Game 4)

At Home:

0:11 - 8/7/20, 5-4 (OT) loss vs. VAN (QR-Game 4)

On Road:

3:25 - 4/22/03, 3-2 (OT) win at COL (CQ-Game 7)

MARGINS

LARGEST MARGIN OF VICTORY, GAME

5 - 5/5/03 in 7-2 win at VAN (CS-Game 5)

At Home:

4 - 3x, last, 4/15/18 in 6-2 win vs. WPG (CQ-Game 3)

On Road:

5 - 5/5/03 in 7-2 win at VAN (CS-Game 5)

LARGEST MARGIN OF DEFEAT, GAME

5 - 2x, last, 4/20/18 in 5-0 loss at WPG (CQ-Game 5)

At Home:

5 - 4/22/15 in 6-1 loss vs. STL (CQ-Game 4)

On Road:

5 - 4/20/18 in 5-0 loss at WPG (CQ-Game 5)

STREAKS

LONGEST WINNING STREAK

3 - 2x, last, 5/5-5/8/03

At Home:

5 - 4/21-5/9/14

On Road:

3 - 2x, last, 5/5-5/8/03

LONGEST LOSING STREAK

4 - 2x, last, 5/1-5/7/15

At Home:

3 - 4/12-4/22/17

On Road:

3 - 4x, last, 5/2-5/11/14



PLAYOFF RECORD BOOK

TEAM RECORDS

LONGEST SHUTOUT STREAK

98:33 - 4/21-4/24/14

At Home:

98:33 - 4/21-4/24/14

On Road:

60:24- 8/2-8/4/20

LONGEST SCORELESS STREAK

215:26 - 5/8-5/16/03

At Home:

157:29 - 5/7-5/12/03

On Road:

112:42 - 4/14-4/16/16

GOALS

MOST GOALS, SEASON

43 - 2003

At Home:

17 - 2014

On Road:

30 - 2003

MOST GOALS AGAINST, SEASON

43 - 2003

At Home:

18 - 2003

On Road:

28 - 2014

MOST GOALS, SERIES

26 - 2003, Conference Semifinal vs. VAN (7G)

At Home:

11 - 2016 Conference Quarterfinal vs. DAL (6G)

On Road:

17 - 2003, Conference Semifinal vs. VAN (7G)

MOST GOALS, 4-GAME SERIES:

10 - 2020, Qualifying Round vs. VAN

At Home:

4 - 2020, Qualifying Round vs. VAN

On Road:

6 - 2020, Qualifying Round vs. VAN

MOST GOALS, 5-GAME SERIES:

9 - 2x, last, 2018, Conference Quarterfinal vs. WPG

At Home:

6 - 2018, Conference Quarterfinal vs. WPG

On Road:

4 - 2x, last, 2013 Conference Quarterfinal vs. CHI

MOST GOALS, 6-GAME SERIES:

17 - 2x, last, 2016, Conference Quarterfinal vs. DAL

At Home:

11 - 2016, Conference Quarterfinal vs. DAL

On Road:

9 - 2015, Conference Quarterfinal vs. STL

MOST GOALS, 7-GAME SERIES

26 - 2003, Conference Semifinal vs. VAN

At Home:

9 - 2003, Conference Semifinal vs. VAN

On Road:

17 - 2003, Conference Semifinal vs. VAN

FEWEST GOALS, SERIES

1 - 2003, Conference Final vs. ANA (4G)

At Home:

0 - 2003, Conference Final vs. ANA (4G)

On Road:

1 - 2003, Conference Final vs. ANA (4G)

FEWEST GOALS, 4-GAME SERIES

1 - 2003, Conference Final vs. ANA

At Home:

0 - 2003, Conference Final vs. ANA

On Road:

1 - 2003, Conference Final vs. ANA

FEWEST GOALS, 5-GAME SERIES:

7 - 2013, Conference Quarterfinal vs. CHI

At Home:

3 - 2013, Conference Quarterfinal vs. CHI

On Road:

3 - 2x, last, 2018, Conference Quarterfinal vs. WPG

FEWEST GOALS, 6-GAME SERIES:

12 - 2008, Conference Quarterfinal vs. COL

At Home:

7 - 2008, Conference Quarterfinal vs. COL

On Road:

4 - 2014, Conference Semifinal vs. CHI

FEWEST GOALS, 7-GAME SERIES

16 - 2003, Conference Quarterfinal vs. COL

At Home:

4 - 2003, Conference Quarterfinal vs. COL

On Road:

12 - 2003, Conference Quarterfinal vs. COL

MOST GOALS AGAINST, SERIES

21 - 2016, Conference Quarterfinal vs. DAL (6G)

At Home:

11 - 2016, Conference Quarterfinal vs. DAL (6G)

On Road:

17 - 2014, Conference Quarterfinal vs. COL (7G)

MOST GOALS AGAINST, 4-GAME SERIES

13 - 2015, Conference Semifinal vs. CHI

At Home:

8 - 2020, Qualifying Round vs. VAN

On Road:

8 - 2015, Conference Semifinal vs. CHI

MOST GOALS AGAINST, 5-GAME SERIES

17 - 2013, Conference Quarterfinal vs. CHI

At Home:

8 - 2017, Conference Quarterfinal vs. STL

On Road:

12 - 2x, last, 2018, Conference Quarterfinal vs. WPG

MOST GOALS AGAINST, 6-GAME SERIES

21 - 2016, Conference Quarterfinal vs. DAL

At Home:

11 - 2016, Conference Quarterfinal vs. DAL

On Road:

11 - 2014, Conference Semifinal vs. CHI

MOST GOALS AGAINST, 7-GAME SERIES

20 - 2014, Conference Quarterfinal vs. COL

At Home:

8 - 2003, Conference Quarterfinal vs. COL

On Road:

17 - 2014, Conference Quarterfinal vs. COL

FEWEST GOALS AGAINST, SERIES

9 - 2003, Conference Final vs. ANA (4G)

At Home:

3 - 2x, last, 2014, Conference Quarterfinal vs. COL (7G)

On Road:

3 - 2017, Conference Quarterfinal vs. STL (5G)

FEWEST GOALS AGAINST, 4-GAME SERIES

9 - 2003, Conference Final vs. ANA

At Home:

3 - 2003, Conference Final vs. ANA

On Road:

4 - 2020, Qualifying Round vs. VAN

FEWEST GOALS AGAINST, 5-GAME SERIES

11 - 2017, Conference Quarterfinal vs. STL

At Home:

3 - 2007, Conference Quarterfinal vs. ANA

On Road:

3 - 2017, Conference Quarterfinal vs. STL

PLAYOFF RECORD BOOK



TEAM RECORDS

FEWEST GOALS AGAINST, 6-GAME SERIES

14 - 2015, Conference Quarterfinal vs. STL

At Home:

4 - 2014, Conference Semifinal vs. CHI

On Road:

7 - 2015, Conference Quarterfinal vs. STL

FEWEST GOALS AGAINST, 7-GAME SERIES

17 - 2x, last, 2003, Conference Semifinal vs. VAN

At Home:

3 - 2014, Conference Quarterfinal vs. COL

On Road:

9 - 2003, Conference Quarterfinal vs. Colorado

MOST GOALS COMBINED, SERIES

43 - 2003, Conference Semifinal (MIN-26, VAN-17)

At Home:

22 - 2016, Conference Quarterfinal (MIN-11, DAL-11)

On Road:

31 - 2014, Conference Quarterfinal (MIN-14, COL-17)

MOST GOALS COMBINED, 4-GAME SERIES

22 - 2020, Qualifying Round (MIN-10, VAN-12)

At Home:

12 - 2020, Qualifying Round (MIN-4, VAN-8)

On Road:

12 - 2015, Conference Semifinal (MIN-4, CHI-8)

MOST GOALS COMBINED, 5-GAME SERIES

25 - 2018, Conference Quarterfinal (MIN-9, WPG-16)

At Home:

13 - 2017, Conference Quarterfinal (MIN-5, STL-8)

On Road:

16 - 2013, Conference Quarterfinal (MIN-4, CHI-12)

MOST GOALS COMBINED, 6-GAME SERIES

38 - 2016, Conference Quarterfinal (MIN-17, DAL-21)

At Home:

22 - 2016, Conference Quarterfinal (MIN-11, DAL-11)

On Road:

16 - 2x, last, 2016, Conference Quarterfinal (MIN-6, DAL-10)

MOST GOALS COMBINED, 7-GAME SERIES

43 - 2003, Conference Semifinal (MIN-26, VAN-17)

At Home:

16 - 2003, Conference Semifinal (MIN-9, VAN-7)

On Road:

31 - 2014, Conference Quarterfinal (MIN-14, COL-17)

FEWEST GOALS COMBINED, SERIES

10 - 2003, Conference Final (MIN-1, ANA-9)

At Home:

3 - 2003, Conference Final (MIN-0, ANA-3)

On Road:

6 - 2017, Conference Quarterfinal (MIN-3, STL-3)

FEWEST GOALS COMBINED, 4-GAME SERIES

10 - 2003, Conference Final (MIN-1, ANA-9)

At Home:

3 - 2003, Conference Final (MIN-0, ANA-3)

On Road:

7 - 2003, Conference Final (MIN-1, ANA-6)

FEWEST GOALS COMBINED, 5-GAME SERIES

8 - 2x, last, 2013, Conference Quarterfinal (MIN-3, CHI-5)

At Home:

8 - 2007, Conference Quarterfinal (MIN-5, ANA-3)

On Road:

6 - 2017, Conference Quarterfinal (MIN-3, STL-3)

FEWEST GOALS COMBINED, 6-GAME SERIES

28 - 2014, Conference Semifinal (MIN-13, CHI-15)

At Home:

13 - 2008, Conference Semifinal (MIN-9, CHI-4)

On Road:

15 - 2008, Conference Semifinal (MIN-4, CHI-11)

FEWEST GOALS COMBINED, 7-GAME SERIES

33 - 2003, Conference Quarterfinal (MIN-16, COL-17)

At Home:

11 - 2014, Conference Quarterfinal (MIN-8, COL-3)

On Road:

21 - 2003, Conference Quarterfinal (MIN-12, COL-9)

MOST GOALS, GAME

7 - 5/05/03 in 7-2 win at VAN (CS-Game 5)

At Home:

5 - 3x, last, 4/18/16 in 5-3 win vs. DAL (CQ-Game 3)

On Road:

7 - 5/05/03 in 7-2 win at VAN (CS-Game 5)

FEWEST GOALS, GAME

0 - 10x, last, 8/6/20 in 3-0 loss vs. VAN (QR-Game 3)

At Home:

0 - 7x, last, 8/6/20 in 3-0 loss vs. VAN (QR-Game 3)

On Road:

0 - 3x, last, 4/20/18 in 5-0 loss at WPG (CQ-Game 5)

MOST GOALS AGAINST, GAME

6 - 2x, last, 4/15/18 in 6-2 win vs. WPG (CQ-Game 3)

At Home:

6 - 2x, last, 4/15/18 in 6-2 win vs. WPG (CQ-Game 3)

On Road:

5 - 4x, last, 5/2/14 in 5-2 loss at CHI (CS-Game 1)

FEWEST GOALS AGAINST, GAME

0 - 5x, last, 8/2/20 in 3-0 win at VAN (QR-Game 1)

At Home:

0 - 3x, last, 4/20/15 in 3-0 win vs. STL (CQ-Game 3)

On Road:

0 - 2x, last, 8/2/20 in 3-0 win at VAN (QR-Game 1)

MOST GOALS COMBINED, GAME

9 - 6x, last, 8/7/20 in 5-4 (OT) loss vs. VAN (QR-Game 4)

At Home:

9 - 2x, last, 8/7/20 in 5-4 (OT) loss vs. VAN (QR-Game 4)

On Road:

9 - 4x, last, 4/24/16 in 5-4 loss vs. DAL (CQ-Game 6)

FEWEST GOALS COMBINED, GAME

1 - 3x, last, 5/5/15 in 1-0 loss vs. CHI (CS-Game 3)

At Home:

1 - 3x, last, 5/5/15 in 1-0 loss vs. CHI (CS-Game 3)

On Road:

2 - 4/19/17 in 2-0 win at STL (CQ-Game 4)



PLAYOFF RECORD BOOK

TEAM RECORDS

POWER PLAY

MOST POWER-PLAY GOALS, SEASON

16 - 2003
At Home:
6 - 2003
On Road:
10 - 2003

MOST POWER-PLAY GOALS AGAINST, SEASON

12 - 2003
At Home:
7 - 2003
On Road:
5 - 2x, last, 2014

MOST POWER-PLAY GOALS, SERIES

8 - 2003, Conference Semifinal vs. VAN
At Home:
5 - 2003, Conference Semifinal vs. VAN
On Road:
6 - 2003, Conference Quarterfinal vs. COL

MOST POWER-PLAY GOALS AGAINST, SERIES

6 - 2x, last, 2008, Conference Quarterfinal vs. COL
At Home:
5 - 2003, Conference Semifinal vs. VAN
On Road:
3 - 2007, Conference Quarterfinal vs. ANA

MOST POWER-PLAY GOALS, GAME

3 - 5/7/03 in 5-1 win vs. VAN (CS-Game 6)
At Home:
3 - 5/7/03 in 5-1 win vs. VAN (CS-Game 6)
On Road:
2 - 4x, last, 8/2/20 in 3-0 win at VAN (QR-Game 1)

MOST POWER-PLAY GOALS AGAINST, GAME

3 - 4/29/03 in 3-2 loss vs. VAN (CS-Game 3)
At Home:
3 - 4/29/03 in 3-2 loss vs. VAN (CS-Game 3)
On Road:
2 - 4x, last, 5/2/14 in 5-2 loss at CHI (CS-Game 1)

MOST POWER-PLAY GOALS, PERIOD

2 - 4x, last, 4/15/18 in 1st of 6-2 win vs. WPG (CQ-Game 3)
At Home:
2 - 3x, last, 4/15/18 in 1st of 6-2 win vs. WPG (CQ-Game 3)
On Road:
2 - 4/10/03 in 2nd of 4-2 win at COL (CQ-Game 1)

MOST POWER-PLAY GOALS AGAINST, PERIOD

2 - 3x, last, 4/20/16 in 2nd of 3-2 loss vs. DAL (CQ-Game 4)
At Home:
2 - 2x, last, 4/20/16 in 2nd of 3-2 loss vs. DAL (CQ-Game 4)
On Road:
2 - 4/18/08 in 2nd of 5-1 loss at COL (CQ-Game 4)

MOST POWER-PLAY CHANCES, GAME

7 - 3x, last, 8/6/20 in 3-0 loss vs. VAN (QR-Game 3)
At Home:
7 - 3x, last, 8/6/20 in 3-0 loss vs. VAN (QR-Game 3)
On Road:
6 - 3x, last, 8/4/20 in 4-3 loss at VAN (QR-Game 2)

SHORT-HANDED GOALS

MOST SHORT-HANDED GOALS, SEASON

2 - 2x, last, 2008
At Home:
1 - 2015
On Road:
2 - 2x, last, 2008

MOST SHORT-HANDED GOALS AGAINST, SEASON

3 - 2x, last, 2015
At Home:
2 - 2003
On Road:
2 - 2015

MOST SHORT-HANDED GOALS, SERIES

2 - 2008, Conference Quarterfinal vs. COL
At Home:
1 - 2015, Conference Quarterfinal vs. STL
On Road:
2 - 2008, Conference Quarterfinal vs. COL

MOST SHORT-HANDED GOALS AGAINST, SERIES

2 - 3x, last, 2015, Conference Semifinal vs. CHI
At Home:
2 - 2003, Conference Final vs. ANA
On Road:
1 - 6x, last, 2015, Conference Semifinal vs. CHI

MOST SHORT-HANDED GOALS, GAME

1 - 8x, last, 8/4/20 in 4-3 loss at VAN (QR-Game 2)
At Home:
1 - 4/26/15 in 4-1 win vs. STL (CQ-Game 6)
On Road:
1 - 7x, last, 8/4/20 in 4-3 loss at VAN (QR-Game 2)

MOST SHORT-HANDED GOALS AGAINST, GAME

2 - 5/12/03 in 2-0 loss vs. ANA (CF-Game 2)
At Home:
2 - 5/12/03 in 2-0 loss vs. ANA (CF-Game 2)
On Road:
1 - 7x, last, 5/3/15 in 4-1 loss at CHI (CS-Game 2)

MOST SHORT-HANDED GOALS, PERIOD

1 - 9x, last, 8/4/20 in 1st of 4-3 loss at VAN (QR-Game 2)
At Home:
1 - 4/26/15 in 1st of 4-1 win vs. STL (CQ-Game 6)
On Road:
1 - 7x, last, 8/4/20 in 1st of 4-3 loss at VAN (QR-Game 2)

MOST SHORT-HANDED GOALS AGAINST, PERIOD

1 - 10x, last, 5/7/15 in 3rd of 4-3 loss vs. CHI (CS-Game 4)
At Home:
1 - 4x, last, 5/7/15 in 3rd of 4-3 loss vs. CHI (CS-Game 4)
On Road:
1 - 6x, last, 5/3/15 in 2nd of 4-1 loss at CHI (CS-Game 2)

MOST SHORT-HANDED SITUATIONS, GAME

13 - 4/15/08 in 5-1 loss at COL (CQ-Game 4)
At Home:
7 - 8/6/20 in 3-0 loss vs. VAN (QR-Game 3)
On Road:
13 - 4/15/08 in 5-1 loss at COL (CQ-Game 4)

PENALTY MINUTES

MOST PENALTY MINUTES, SEASON

193 - 2003
At Home:
75 - 2003
On Road:
121 - 2008

MOST PENALTY MINUTES, SERIES

141 - 2008, Conference Quarterfinal vs. COL
At Home:
47 - 2003, Conference Semifinal vs. VAN
On Road:
121 - 2008, Conference Quarterfinal vs. COL

MOST PENALTY MINUTES AGAINST, SERIES

123 - 2007, Conference Quarterfinal vs. ANA
At Home:
68 - 2007, Conference Quarterfinal vs. ANA
On Road:
58 - 2003, Conference Semifinal vs. VAN

MOST PENALTY MINUTES, GAME

101 - 4/15/08 in 5-1 loss at COL (CQ-Game 4)
At Home:
34 - 4/28/14 in 5-2 win vs. COL (CQ-Game 6)
On Road:
101 - 4/15/08 in 5-1 loss at COL (CQ-Game 4)

PLAYOFF RECORD BOOK



TEAM RECORDS

MOST PENALTY MINUTES AGAINST, GAME

54 - 4/17/07 in 4-1 win vs. ANA (CQ-Game 4)
At Home:
54 - 4/17/07 in 4-1 win vs. ANA (CQ-Game 4)
On Road:
43 - 4/15/08 in 5-1 loss at COL (CQ-Game 4)

MOST PENALTY MINUTES COMBINED, GAME

144 - 4/15/08 in 5-1 loss at COL (CQ-Game 4)
(MIN-101, COL-43)
At Home:
74 - 4/17/07 in 4-1 win (CQ-Game 4) (MIN-20, ANA-54)
On Road:
144 - 4/15/08 in 5-1 loss at COL (CQ-Game 4)
(MIN-101, COL-43)

MOST PENALTY MINUTES, PERIOD

69 - 4/15/08 in 3rd of 5-1 loss at COL (CQ-Game 4)
At Home:
22 - 4/28/14 in 3rd of 5-2 win vs. COL (CQ-Game 6)
On Road:
69 - 4/15/08 in 3rd of 5-1 loss at COL (CQ-Game 4)

MOST PENALTY MINUTES AGAINST, PERIOD

48 - 4/17/07 in 3rd of 4-1 win vs. ANA (CQ-Game 4)
At Home:
48 - 4/17/07 in 3rd of 4-1 win vs. ANA (CQ-Game 4)
On Road:
38 - 4/13/18 in 3rd of 4-1 loss at WPG (CQ-Game 2)

MOST PENALTY MINUTES, COMBINED, PERIOD

102 - 4/15/08 in 3rd of 5-1 loss at COL (CQ-Game 4)
(MIN-69, COL-33)
At Home:
62 - 4/17/07 in 3rd of 4-1 win vs. ANA (CQ-Game 4)
(MIN-14, ANA-48)
On Road:
102 - 4/15/08 in 3rd of 5-1 loss at COL (CQ-Game 4)
(MIN-69, COL-33)

PENALTIES

MOST PENALTIES, GAME

25 - 4/15/08 in 5-1 loss at COL (CQ-Game 4)
At Home:
11 - 8/6/20 in 3-0 loss vs. VAN (QR-Game 3)
On Road:
25 - 4/15/08 in 5-1 loss at COL (CQ-Game 4)

MOST PENALTIES AGAINST, GAME

12 - 2x, last, 4/15/08 in 5-1 loss at COL (CQ-Game 4)
At Home:
12 - 4/17/07 in 4-1 win vs. ANA (CQ-Game 4)
On Road:
12 - 4/15/08 in 5-1 loss at COL (CQ-Game 4)

MOST PENALTIES COMBINED, GAME

37 - 4/15/08 in 5-1 loss at COL (CQ-Game 4)
(MIN-25, COL-12)
At Home:
22 - 8/6/20 in 3-0 loss (QR-Game 3)
(MIN-11, VAN-11)

On Road:
37 - 4/15/08 in 5-1 loss at COL (CQ-Game 4)
(MIN-25, COL-12)

FEWEST PENALTIES, GAME

0 - 2x, last, 4/20/15 in 3-0 win vs. STL (CQ-Game 3)
At Home:
0 - 4/20/15 in 3-0 win vs. STL (CQ-Game 3)
On Road:
0 - 5/8/03 in 4-2 win at VAN (CS-Game 7)

FEWEST PENALTIES AGAINST, GAME

1 - 6x, last, 4/11/18 in 3-2 loss at WPG (CQ-Game 1)
At Home:
1 - 4/22/15 in 6-1 loss vs. STL (CQ-Game 4)
On Road:
1 - 5x, last, 4/11/18 in 3-2 loss at WPG (CQ-Game 1)

FEWEST PENALTIES COMBINED, GAME

2 - 5/8/03 in 4-2 win (CS-Game 7); (MIN-0, VAN-2)
At Home:
3 - 3x, last, 4/17/18 in 2-0 loss (CQ-Game 4) (MIN-1, WPG-2)
On Road:
2 - 5/8/03 in 4-2 win (CS-Game 7); (MIN-0, VAN-2)

MOST PENALTIES, PERIOD

13 - 4/15/08 in 3rd of 5-1 loss at COL (CQ-Game 4)
At Home:
5 - 2x, last, 4/21/14 in 1st of 1-0 win vs. COL (CQ-Game 3)
On Road:
13 - 4/15/08 in 3rd of 5-1 loss at COL (CQ-Game 4)

MOST PENALTIES AGAINST, PERIOD

9 - 4/17/07 in 3rd of 4-1 win vs. ANA (CQ-Game 4)
At Home:
9 - 4/17/07 in 3rd of 4-1 win vs. ANA (CQ-Game 4)
On Road:
8 - 4/13/18 in 3rd of 4-1 loss at WPG (CQ-Game 2)

MOST PENALTIES COMBINED, PERIOD

20 - 4/15/08 in 3rd of 5-1 loss at COL (CQ-Game 4)
(MIN-13, COL-7)
At Home:
13 - 4/17/07 in 3rd of 4-1 win vs. ANA (CQ-Game 4)
(MIN-4, ANA-9)

On Road:
20 - 4/15/08 in 3rd of 5-1 loss at COL (CQ-Game 4)
(MIN-13, COL-7)

SHOTS ON GOAL

MOST SHOTS, GAME

52 - 4/12/17 in 2-1 loss vs. STL (CQ-Game 1)
At Home:
52 - 4/12/17 in 2-1 loss vs. STL (CQ-Game 1)
On Road:
41 - 4/16/17 in 3-1 loss at STL (CQ-Game 3)

MOST SHOTS AGAINST, GAME

48 - 5/3/13 in 5-2 loss at CHI (CQ-Game 2)
At Home:
31 - 3x, last, 8/7/20 in 5-4 (OT) loss vs. VAN (QR-Game 4)
On Road:
48 - 5/3/13 in 5-2 loss at CHI (CQ-Game 2)

MOST SHOTS COMBINED, GAME

85 - 4/14/08 in 3-2 (OT) win (CQ-Game 3)
(MIN-39, COL-46)
At Home:
78 - 4/12/17 in 2-1 loss (CQ-Game 1)
(MIN-52, STL-26)

On Road:
85 - 4/14/08 in 3-2 (OT) win (CQ-Game 3)
(MIN-39, COL-46)

FEWEST SHOTS, GAME

16 - 5/8/03 in 4-2 win at VAN (CS-Game 7)
At Home:
18 - 4x, last, 4/22/15 vs. STL (CQ-Game 4)
On Road:
16 - 5/8/03 in 4-2 win at VAN (CS-Game 7)

FEWEST SHOTS AGAINST, GAME

12 - 4/24/14 in 2-1 win vs. COL (CQ-Game 4)
At Home:
12 - 4/24/14 in 2-1 win vs. COL (CQ-Game 4)
On Road:
21 - 4/16/15 in 4-2 win at STL (CQ-Game 1)

FEWEST SHOTS COMBINED, GAME

31 - 4/29/03 in 3-2 loss (CS-Game 3); (MIN-18, VAN-13)
At Home:
31 - 4/29/03 in 3-2 loss (CS-Game 3); (MIN-18, VAN-13)
On Road:
41 - 5/4/14 in 4-1 loss (CS-Game 2); (MIN-22, CHI-19)



PLAYOFF RECORD BOOK



TEAM RECORDS

MOST SHOTS, PERIOD

22 - 4/21/14 in 1st of 1-0 (OT) win vs. COL (CQ-Game 3)

At Home:

22 - 4/21/14 in 1st of 1-0 (OT) win vs. COL (CQ-Game 3)

On Road:

19 - 4/16/17 in 3rd of 3-1 loss at STL (CQ-Game 3)

MOST SHOTS AGAINST, PERIOD

22 - 4/19/07 in 3rd of 4-1 loss at ANA (CQ-Game 5)

At Home:

15 - 4/26/15 in 2nd of 4-1 win vs. STL (CQ-Game 6)

On Road:

22 - 4/19/07 in 3rd of 4-1 loss at ANA (CQ-Game 5)

MOST SHOTS COMBINED, PERIOD

33 - 4/19/07 in 2nd of 4-1 loss at ANA (CQ-Game 5) (MIN-11, ANA-22)

At Home:

33 - 4/19/07 in 2nd of 4-1 loss at ANA (CQ-Game 5) (MIN-11, ANA-22)

On Road:

29 - 5/3/13 in 2nd of 5-2 loss at CHI (CQ-Game 2) (MIN-15-CHI-14)

FEWEST SHOTS, PERIOD

2 - 4/14/16 in 1st of 4-0 loss at DAL (CQ-Game 1)

At Home:

3 - 4/14/03 in 3rd of 3-0 loss vs. COL (CQ-Game 3)

On Road:

2 - 4/14/16 in 1st of 4-0 loss at DAL (CQ-Game 1)

FEWEST SHOTS AGAINST, PERIOD

2 - 3x, last, 4/20/16 in 3rd of 3-2 loss vs. DAL (CQ-Game 4)

At Home:

2 - 2x, last, 4/20/16 in 3rd of 3-2 loss vs. DAL (CQ-Game 4)

On Road:

2 - 5/4/14 in 1st of 4-1 loss at CHI (CS-Game 2)

FEWEST SHOTS COMBINED, PERIOD

8 - 3x, last, 4/29/03 in 3rd of 3-2 loss (CS-Game 3) (MIN-5, VAN-3)

At Home:

8 - 3x, last, 4/29/03 in 3rd of 3-2 loss (CS-Game 3) (MIN-5, VAN-3)

On Road:

9 - 5/4/14 in 1st of 4-1 loss at CHI (CS-Game 2) (MIN-7, CHI-2)

MOST SHOTS, OVERTIME

12 - 4/14/08, 3-2 (OT) win at COL (CQ-Game 3)

At Home:

10 - 5/10/03, 1-0 (2OT) loss vs. ANA (CF-Game 1)

On Road:

12 - 4/14/08, 3-2 (OT) win at COL (CQ-Game 3)

SHUTOUTS

MOST SHUTOUTS, SEASON

2 - 2014

MOST SHUTOUTS AGAINST, SEASON

4 - 2003

At Home:

3 - 2003

On Road:

1 - 5x, last, 2018 Conference Quarterfinal vs. WPG

MOST SHUTOUTS, SERIES

1 - 4x, last, 2020, Qualifying Round vs. VAN

MOST SHUTOUTS AGAINST, SERIES

3 - 2003, Conference Final vs. ANA

At Home:

2 - 2003, Conference Final vs. ANA

On Road:

1 - 3x, last, 2018 Conference Quarterfinal vs. WPG

FASTEST GOALS

FASTEST GOAL TO START GAME

0:49 - Zach Parise (PPG), 4/28/14 vs. COL (CQ-Game 6)

At Home:

0:49 - Zach Parise (PPG), 4/28/14 vs. COL (CQ-Game 6)

On Road:

2:47 - Jason Zucker, 4/16/15 at STL (CQ-Game 1)

FASTEST GOAL TO START GAME, OPPONENT

0:24 - Tanner Pearson, 8/4/20 at VAN (QR-Game 2)

At Home:

0:26 - Patrick Sharp, 4/18/16 vs. DAL (CQ-Game 3)

On Road:

0:24 - Tanner Pearson, 8/4/20 at VAN (QR-Game 2)

FASTEST TWO GOALS, TEAM

0:16 - Jared Spurgeon & Mikael Granlund, 4/24/16 @ 3:48 & 4:04 in 3rd of 5-4 loss vs. DAL (CQ-Game 6)

At Home:

0:16 - Jared Spurgeon & Mikael Granlund, 4/24/16 @ 3:48 & 4:04 in 3rd of 5-4 loss vs. DAL (CQ-Game 6)

On Road:

0:25 - Marian Gaborik & Wes Walz, 4/10/03 @ 9:28 & 9:53 in 2nd of 4-2 win at COL (CQ-Game 1)

FASTEST TWO GOALS AGAINST, TEAM

0:28 - Jason Spezza & Alex Goligoski, 4/22/16 @ 8:28 & 8:56 in 3rd of 5-4 (OT) win at DAL (CQ-Game 5)

At Home:

1:03 - Vladimir Tarasenko & Patrik Berglund, 4/22/15 @ 15:47 & 16:50 in 2nd of 6-1 loss vs. STL (CQ-Game 4)

On Road:

0:28 - Jason Spezza & Alex Goligoski, 4/22/16 @ 8:28 & 8:56 in 3rd of 5-4 (OT) win at DAL (CQ-Game 5)

FASTEST THREE GOALS, TEAM

3:40 - Darby Hendrickson, Antti Laaksonen & Andrew Brunette, 5/07/03 @ 6:57, 9:25 & 10:37 in 3rd of 5-1 win vs. VAN (CS-Game 6)

At Home:

3:40 - Darby Hendrickson, Antti Laaksonen & Andrew Brunette, 5/07/03 @ 6:57, 9:25 & 10:37 in 3rd of 5-1 win vs. VAN (CS-Game 6)

On Road:

4:20 - Filip Kuba, Marian Gaborik & Wes Walz, 4/10/03 @ 5:33, 9:28 & 9:53 in 2nd of 4-2 win at COL (CQ-Game 1)

FASTEST THREE GOALS AGAINST, TEAM

4:32 - Ryan Reaves, Vladimir Tarasenko & David Backes, 4/22/15 @ 5:34, 6:59 & 10:06 in 1st of 6-1 loss vs. STL (CQ-Game 4)

At Home:

4:32 - Ryan Reaves, Vladimir Tarasenko & David Backes, 4/22/15 @ 5:34, 6:59 & 10:06 in 1st of 6-1 loss vs. STL (CQ-Game 4)

On Road:

3:21 - J.T. Miller, Brock Boeser & Bo Horvat, 8/4/20 @ 3:01, 8:42 & 6:22 in 2nd of 4-3 loss at VAN (QR-Game 2)

FASTEST OVERTIME GOAL SCORED BY WILD

1:14 - 4/11/08, Keith Carney, 3-2 win vs. COL (CQ-Game 2)

At Home:

1:14 - 4/11/08, Keith Carney, 3-2 win vs. COL (CQ-Game 2)

On Road:

3:25 - 4/22/03, Andrew Brunette, 3-2 win at COL (CQ-Game 7)

GAMES

MOST GAMES, CAREER

59 - Mikko Koivu, 2006-20

By Defenseman

48 - Jonas Brodin & Jared Spurgeon, 2012-20

MOST GAMES, SEASON

18 - Andrew Brunette, Marian Gaborik, Filip Kuba, Willie Mitchell, Richard Park, Nick Schultz, Wes Walz, Sergei Sholtok & Andrei Zyuzin, 2003

By Defenseman:

18 - Filip Kuba, Willie Mitchell, Nick Schultz & Andrei Zyuzin, 2003

GOALS

MOST GOALS, CAREER

14 - Zach Parise, 2012-20

By Defenseman

8 - Jared Spurgeon, 2012-20

MOST GOALS, SEASON

9 - Marian Gaborik, 2003

By Defenseman:

3 - 2x, last, Jared Spurgeon, 2014

MOST GOALS, SERIES

5 - 2x, last, Marian Gaborik & Wes Walz, 2003 Conference Semifinal vs. VAN

By Defenseman:

2 - 4x, last, Jared Spurgeon, 2020 Qualifying Round vs. VAN

MOST GOALS BY OPPONENT, SERIES

6 - 2x, last, Vladimir Tarasenko, 2015 Conference Quarterfinal vs. STL

MOST GOALS, GAME

2 - 15x, last, Kevin Fiala, 8/4/20 at VAN (QR-Game 2)

By Defenseman:

2 - 2x, last, Jared Spurgeon, 48/2/20 at VAN (QR-Game 1)

MOST GOALS BY OPPONENT, GAME

3 - Vladimir Tarasenko, 4/18/15 at STL (CQ-Game 2)

MOST GOALS, PERIOD

2 - 5x, last, Kevin Fiala, 8/4/20 in 3rd of 4-3 loss at VAN (QR-Game 2)

MOST GOALS AGAINST, PERIOD

2 - 8x, last, Patrick Sharp, 4/18/16 in 1st of 5-3 win vs. DAL (CQ-Game 3)

ASSISTS

MOST ASSISTS, CAREER

20 - Zach Parise, 2012-20

By Defenseman:

15 - Ryan Suter, 2012-20

MOST ASSISTS, SEASON

11 - Sergei Zholtok, 2003

By Defenseman:

6 - Ryan Suter, 2014

MOST ASSISTS, SERIES

7 - Zach Parise, 2014 Conference Quarterfinal vs. COL

By Defenseman

3 - 5x, last, Jared Spurgeon & Ryan Suter, 2016 Conference Quarterfinal vs. DAL

MOST ASSISTS, GAME

3 - 2x, last, Kyle Brodziak, 4/30/14 at COL (CQ-Game 7)

By Defenseman:

2 - 8x, last, Jonas Brodin, 8/7/20 vs. VAN (QR-Game 4)

INDIVIDUAL RECORDS

MOST ASSISTS BY OPPONENT, SERIES

8 - 3x, last, Kevin Shattenkirk, 2015 Conference Quarterfinal vs. STL

By Defenseman:

8 - Kevin Shattenkirk, 2015 Conference Quarterfinal vs. STL

MOST ASSISTS BY OPPONENT, GAME

3 - 7x, last, Quinn Hughes, 8/6/20 vs. VAN (QR-Game 3)

By Defenseman:

3 - 2x, last, Quinn Hughes, 8/6/20 vs. VAN (QR-Game 3)

MOST ASSISTS, PERIOD

3 - Cliff Ronning, 5/07/03 in 3rd of 5-1 win vs. VAN (CS-Game 5)

MOST ASSISTS AGAINST, PERIOD

2 - 19x, last, Quinn Hughes, 8/6/20 in 3rd of 3-0 loss vs. VAN (QR-Game 3)

POINTS

MOST POINTS, CAREER

34 - Zach Parise (14g-20a), 2012-20

By Defenseman:

21 - Jared Spurgeon (8g-13a), 2012-20

MOST POINTS, SEASON

17 - Marian Gaborik (9g-8a), 2003

By Defenseman:

8 - Filip Kuba (3g-5a), 2003

By Rookie:

7 - Erik Haula (4g-3a), 2014

MOST POINTS, SERIES

11 - Marian Gaborik (5g-6a), 2003 Conference Semifinal vs. VAN

By Defenseman:

5 - Jared Spurgeon (2g-3a), 2016 Conference Quarterfinal vs. DAL

MOST POINTS BY OPPONENT, SERIES

10 - 3x, last, Jamie Benn (4g-6a), 2016 Conference Quarterfinal vs. DAL

MOST POINTS, GAME

4 - Zach Parise (2g-2a), 4/28/14 vs. COL (CQ-Game 6)

By Defenseman:

3 - Jared Spurgeon (2g-1a), 8/2/20 at VAN (QR-Game 1)

MOST POINTS BY OPPONENT, GAME

4 - 3x, last, Jamie Benn (1g-3a), 4/24/16 vs. DAL (CQ-Game 6)

MOST POINTS, PERIOD

3 - Cliff Ronning (0g-3a), 5/7/03 in 3rd of 5-1 win vs. VAN (CS-Game 6)

MOST POINTS AGAINST, PERIOD

2 - Many times, last, Quinn Hughes (1g-1a), 8/7/20 in 2nd of 5-4 (OT) loss vs. VAN (QR-Game 4)

STREAKS

LONGEST GOAL-SCORING STREAK

4 - 2x, last, Mikko Koivu (4g); 4/9-4/15/08

LONGEST POINT-SCORING STREAK

8 - Marian Gaborik (7g-8a=15pts); 4/21-5/07/03

LONGEST ASSIST STREAK

4 - Zach Parise (5a), 4/17-4/24/14
- Jason Pominville (4a), 4/21-4/28/14

MOST CONSECUTIVE WINS BY GOALTENDER

3 - Dwayne Roloson, 5/05-5/08/03
- Manny Fernandez, 4/19-4/22/03

MOST CONSECUTIVE LOSSES BY GOALTENDER

4 - Devan Dubnyk, 5/1-5/7/15

LONGEST SHUTOUT STREAK BY GOALTENDER

98:09 - Darcy Kuemper, 4/21/14



PLAYOFF RECORD BOOK



INDIVIDUAL RECORDS

PENALTY MINUTES

MOST PENALTY MINUTES, CAREER

44 - Derek Boogaard

MOST PENALTY MINUTES, SEASON

27 - Stephane Veilleux, 2008

MOST PENALTY MINUTES, SERIES

27 - Stephane Veilleux, 2008 Conference Quarterfinal vs. COL

MOST PENALTY MINUTES, GAME

25 - Stephane Veilleux, 4/15/08 at COL (CQ-Game 4)

By Goaltender:

2 - 3x, last, Niklas Backstrom, 4/15/07 vs. ANA (CQ-Game 3)

MOST PENALTY MINUTES BY OPPONENT, SERIES

26 - Steve Ott, 2015 Conference Quarterfinal vs. STL

MOST PENALTY MINUTES BY OPPONENT, GAME

20 - Brad May, 4/17/07 vs. ANA (CQ-Game 3)

MOST PENALTY MINUTES, PERIOD

19 - Stephane Veilleux, 4/15/08 in 3rd of 5-1 loss at COL (CQ-Game 4)

MOST PENALTY MINUTES BY OPPONENT, PERIOD

20 - Brad May, 4/17/07 in 3rd of 4-1 win vs. ANA (CQ-Game 3)

POWER-PLAY GOALS

MOST POWER-PLAY GOALS, CAREER

6 - Zach Parise, 2012-20

MOST POWER-PLAY GOALS, SEASON

4 - Marian Gaborik & Andrew Brunette, 2003

MOST POWER-PLAY GOALS, SERIES

3 - Marian Gaborik, 2003 Conference Quarterfinal vs. COL

MOST POWER-PLAY GOALS AGAINST, SERIES

3 - 3x, last, Adam Oates, 2003 Conference Final vs. ANA

MOST POWER-PLAY GOALS, GAME

2 - 2x, last, Jared Spurgeon, 4/24/16 vs. DAL (CQ-Game 6)

MOST POWER-PLAY GOALS AGAINST, GAME

2 - 2x, last, Francois Beauchemin, 4/13/07 at ANA (CQ-Game 2)

MOST POWER-PLAY GOALS, PERIOD

2 - Jared Spurgeon, 4/24/16 in 3rd of 5-4 loss vs. DAL (CQ-Game 6)

MOST POWER-PLAY GOALS AGAINST, PERIOD

1 - 45x, last, Quinn Hughes, 8/7/20 in 2nd of 5-4 (OT) loss vs. VAN (QR-Game 4)

SHORT-HANDED GOALS

MOST SHORT-HANDED GOALS, CAREER

2 - Wes Walz, 2003-07

MOST SHORT-HANDED GOALS, SEASON

2 - Wes Walz, 2003

MOST SHORT-HANDED GOALS, SERIES

1 - 8x, last, Luke Kunin, 2020 Qualifying Round vs. VAN

MOST SHORT-HANDED GOALS BY OPPONENT, SERIES

1 - 10x, last, Marian Hossa & Jonathan Toews, 2015 Conference Semifinal vs. CHI

MOST SHORT-HANDED GOALS, GAME

1 - 8x, last, Luke Kunin, 8/4/20 in 4-3 loss at VAN (QR-Game 2)

MOST SHORT-HANDED GOALS BY OPPONENT, GAME

1 - 10x, last, Marian Hossa, 5/7/15 in 4-3 loss vs. CHI (CS-Game 4)

MOST SHORT-HANDED GOALS, PERIOD

1 - 8x, last, Zach Parise, Luke Kunin, 8/4/20 in 1st of 4-3 loss at VAN (QR-Game 2)

MOST SHORT-HANDED GOALS BY OPPONENT, PERIOD

1 - 10x, last, Marian Hossa, 5/7/15 in 3rd of 4-3 loss vs. CHI (CS-Game 4)

GAME-WINNING GOALS

MOST GAME-WINNING GOALS, CAREER

3 - Nino Niederreiter, 2013-16

MOST GAME-WINNING GOALS, SEASON

2 - 3x, last, Mikko Koivu, 2016

MOST GAME-WINNING GOALS, SERIES

2 - Mikko Koivu, 2016 Conference Quarterfinal vs. DAL

OVERTIME GOALS

MOST OVERTIME GOALS, CAREER

1 - 8x, last, 2016, Mikko Koivu

MOST OVERTIME GOALS, SEASON

1 - 8x, last, 2016, Mikko Koivu

MOST OVERTIME GOALS, SERIES

1 - 8x, last, Mikko Koivu, 2016 Conference Quarterfinal vs. DAL

SHOTS ON GOAL

MOST SHOTS ON GOAL, CAREER

121 - Mikko Koivu, 2006-20

By Defenseman:

75 - Ryan Suter, 2012-20

MOST SHOTS ON GOAL, SEASON

52 - Marian Gaborik, 2003

By Defenseman:

30 - Andrei Zyuzin, 2003

MOST SHOTS ON GOAL, GAME

9 - Marian Gaborik, 4/14/08 at COL (CQ-Game 3)

By Defenseman:

7 - Ryan Suter, 4/16/17 at STL (CQ-Game 3)

MOST SHOTS ON GOAL BY OPPONENT, GAME

8 - 4x, last, Patrick Sharp, 5/3/13 at CHI (CQ-Game 2)

PLAYOFF RECORD BOOK

INDIVIDUAL RECORDS

GAMES PLAYED, GOALTENDER

MOST GAMES PLAYED BY GOALTENDER, CAREER

26 - Devan Dubnyk, 2014-20

MOST GAMES PLAYED BY GOALTENDER, SEASON

11 - Dwayne Roloson, 2003

MOST GAMES PLAYED BY GOALTENDER, SERIES

6 - 5x, last, Devan Dubnyk, 2016 Conference Quarterfinal vs. DAL

MINUTES PLAYED

MOST MINUTES PLAYED BY GOALTENDER, CAREER

1,499 - Devan Dubnyk, 2014-20

MOST MINUTES PLAYED BY GOALTENDER, SEASON

579 - Dwayne Roloson, 2003

MOST MINUTES PLAYED BY GOALTENDER, SERIES

367 - Ilya Bryzgalov, 2014 Conference Semifinal vs. CHI

MOST MINUTES PLAYED BY GOALTENDER, GAME

88:06 - Manny Fernandez, 5/10/03 vs. ANA (CF-Game 1)

WINS / LOSSES

MOST WINS BY GOALTENDER, CAREER

8 - Devan Dubnyk, 2014-20

MOST LOSSES BY GOALTENDER, CAREER

18 - Devan Dubnyk, 2014-20

MOST WINS BY GOALTENDER, SEASON

5 - Dwayne Roloson, 2003

MOST LOSSES BY GOALTENDER, SEASON

6 - 3x, last, Devan Dubnyk, 2015

MOST WINS BY GOALTENDER, SERIES

4 - 2x, last, Devan Dubnyk, 2015 Conference Quarterfinal vs. STL

MOST LOSSES BY GOALTENDER, SERIES

4 - 8x, last, Devan Dubnyk, 2018 Conference Quarterfinal vs. WPG

SAVES

MOST SAVES, CAREER

640 - Devan Dubnyk, 2014-20

MOST SAVES, SEASON

236 - Devan Dubnyk, 2015

MOST SAVES, SERIES

153 - Niklas Backstrom, 2008 Conference Quarterfinal vs. COL

MOST SAVES AGAINST, SERIES

211 - Semyon Varlamov, 2014 Conference Quarterfinal vs. COL

MOST SAVES, GAME

44 - Niklas Backstrom, 4/14/08 at COL (CQ-Game 3)

MOST SAVES, GAME (REGULATION)

43 - 2x, last, Josh Harding, 5/3/13 at CHI (CQ-Game 2)

MOST SAVES AGAINST, GAME

51 - Jake Allen, 4/12/17 vs. STL (CQ-Game 1)

MOST SAVES AGAINST, GAME (REGULATION)

40 - Jake Allen, 4/16/17 at STL (CQ-Game 3)

MOST SAVES, PERIOD

21 - Niklas Backstrom, 4/19/07 in 2nd of 4-1 loss at ANA (CQ-Game 5)

MOST SAVES AGAINST, PERIOD

22 - Semyon Varlamov, 4/21/14 in 1st of 1-0 (OT) win vs. COL (CQ-Game 3)

GOALS ALLOWED

MOST GOALS ALLOWED BY GOALTENDER, CAREER

68 - Devan Dubnyk, 2014-20

MOST GOALS ALLOWED BY GOALTENDER, SEASON

25 - Dwayne Roloson, 2003

MOST GOALS ALLOWED BY GOALTENDER, SERIES

20 - Devan Dubnyk, 2016 Conference Quarterfinal vs. DAL

FEWEST GOALS ALLOWED BY GOALTENDER, SERIES

4 - Manny Fernandez, 2003 Conference Final vs. ANA

MOST GOALS ALLOWED, GAME

6 - Devan Dubnyk, 4/22/15 vs. STL in 6-1 loss (CQ-Game 4)

MOST GOALS ALLOWED, PERIOD

4 - Devan Dubnyk, 4/20/18 in 1st of 5-0 loss at WPG (CQ-Game 5)

GOALS-AGAINST AVERAGE

LOWEST GOALS-AGAINST AVERAGE, CAREER

1.96 - Manny Fernandez, 2003

LOWEST GOALS-AGAINST AVERAGE, SEASON

1.86 - Devan Dubnyk, 2017

LOWEST GOALS-AGAINST AVERAGE, SERIES

1.37 - Manny Fernandez, 2003 Conference Final vs. ANA

SAVE PERCENTAGE

HIGHEST SAVE PERCENTAGE, CAREER

.929 - Manny Fernandez, 2003

HIGHEST SAVE PERCENTAGE, SEASON

.929 - Manny Fernandez, 2003

HIGHEST SAVE PERCENTAGE, SERIES

.943 - Manny Fernandez, 2003 Conference Final vs. ANA

SHUTOUTS

MOST SHUTOUTS, CAREER

2 - Devan Dubnyk, 2014-20

MOST SHUTOUTS, SEASON

1 - 5x, last, Alex Stalock, 2020

MOST SHUTOUTS, SERIES

1 - 5x, last, Alex Stalock, 2020 Qualifying Round vs. VAN



ALL-TIME PLAYOFF SCORING & GOALTENDING

PLAYER	GP	G	A	PTS	+/-	PIM	PPG	SHG	GWG	SOG	SH%
Zach Parise	40	14	20	34	-12	24	6	1	1	116	12.1
Mikko Koivu	59	11	17	28	-18	38	3	1	2	121	9.1
Jason Pominville	36	9	14	23	-4	6	2	0	1	96	9.4
Marian Gaborik	29	12	10	22	2	18	5	1	1	95	12.6
Mikael Granlund	39	8	13	21	2	4	1	0	2	91	8.8
Jared Spurgeon	48	8	13	21	-8	16	5	0	0	74	10.8
Nino Niederreiter	39	8	10	18	-7	24	0	0	3	76	10.5
Ryan Suter	42	2	15	17	-17	22	2	0	0	75	2.7
Charlie Coyle	44	7	8	15	-17	18	1	0	2	85	8.2
Wes Walz	23	7	7	14	6	18	0	2	2	38	18.4
Andrew Brunette	18	7	6	13	-3	4	4	0	1	33	21.2
Erik Haula	24	6	7	13	1	2	0	0	1	53	11.3
Sergei Zholtok	18	2	11	13	-7	0	1	0	0	34	5.9
Jonas Brodin	48	1	9	10	-4	14	0	0	0	40	2.5
Pierre-Marc Bouchard	21	4	5	9	-1	4	1	0	1	38	10.5
Matt Dumba	30	3	6	9	-7	16	2	0	1	51	5.9
Cliff Ronning	17	2	7	9	-3	4	1	0	0	37	5.4
Marco Scandella	39	6	3	9	-1	6	1	1	0	65	9.2
Kyle Brodziak	27	3	5	8	-5	8	0	0	0	36	8.3
Pascal Dupuis	16	4	4	8	0	8	2	0	1	36	11.1
Filip Kuba	18	3	5	8	-8	24	3	0	0	21	14.3
Brian Rolston	11	3	5	8	2	12	0	1	0	54	5.6
Eric Staal	14	2	6	8	-4	4	0	0	0	35	5.7
Jason Zucker	31	4	4	8	-9	6	0	0	1	63	6.3
Pavol Demitra	11	2	5	7	-1	2	1	0	0	24	8.3
Dany Heatley	11	1	5	6	6	4	0	0	0	9	11.1
Richard Park	18	3	3	6	-2	4	0	0	1	26	11.5
Matt Cooke	13	0	5	5	2	12	0	0	0	12	0.0
Matt Cullen	10	1	4	5	-2	4	0	0	0	12	8.3
Darby Hendrickson	17	2	3	5	1	4	0	0	1	22	9.1
Jeremy Stevenson	14	0	5	5	0	12	0	0	0	17	0.0
Kevin Fiala	4	3	1	4	1	10	1	0	1	19	15.8
Justin Fontaine	19	2	2	4	-1	4	0	0	1	21	9.5
Antti Laaksonen	16	1	3	4	-3	4	0	0	0	25	4.0
Willie Mitchell	18	1	3	4	5	14	0	0	0	18	5.6
Clayton Stoner	14	1	3	4	3	26	0	0	0	13	7.7
Thomas Vanek	10	0	4	4	-7	2	0	0	0	19	0.0
Brent Burns	11	0	3	3	1	20	0	0	0	29	0.0
Matt Moulson	10	1	2	3	0	4	0	0	0	21	4.8
Petteri Nummelin	7	1	2	3	0	0	1	0	0	15	6.7
Nate Prosser	25	0	3	3	-6	30	0	0	0	15	0.0
Keith Carney	11	1	1	2	3	4	0	0	1	3	33.3
Cal Clutterbuck	5	1	1	2	0	4	0	0	0	11	9.1
Jim Dowd	15	0	2	2	-1	0	0	0	0	24	0.0
Joel Eriksson Ek	12	1	1	2	1	2	0	0	0	23	4.3
Todd Fedoruk	6	1	1	2	-2	16	1	0	0	5	20.0
Marcus Foligno	9	1	1	2	-4	21	0	0	0	8	12.5
Kurtis Foster	3	0	2	2	0	0	0	0	0	5	0.0
Jordan Greenway	9	1	1	2	1	8	0	0	0	9	11.1
Luke Kunin	4	2	0	2	0	2	1	1	0	6	33.3
Jason Marshall	15	1	1	2	-1	16	0	0	1	12	8.3
Nick Schultz	24	0	2	2	2	10	0	0	0	9	0.0
Nick Seeler	5	0	2	2	1	7	0	0	0	5	0.0
Lubomir Sekeras	15	1	1	2	-2	6	1	0	1	13	7.7
Chris Stewart	13	0	2	2	-3	2	0	0	0	11	0.0
Derek Boogaard	10	0	1	1	-1	44	0	0	0	1	0.0
Martin Hanzal	5	1	0	1	-2	0	0	0	0	10	10.0
Kim Johnsson	10	0	1	1	-2	20	0	0	0	16	0.0
David Jones	6	0	1	1	0	0	0	0	0	3	0.0
Cody McCormick	13	1	0	1	1	14	0	0	0	6	16.7
Torrey Mitchell	5	1	0	1	-4	0	0	0	0	8	12.5
Mark Parrish	6	1	0	1	2	0	0	0	0	14	7.1



ALL-TIME PLAYOFF SCORING & GOALTENDING

PLAYER	GP	G	A	PTS	+/-	PIM	PPG	SHG	GWG	SOG	SH%
Chris Porter	6	1	0	1	0	0	0	0	0	4	25.0
Jordan Schroeder	5	1	0	1	-1	0	0	0	0	7	14.3
Devin Setoguchi	5	1	0	1	-2	0	0	0	0	12	8.3
James Sheppard	6	0	1	1	-1	4	0	0	0	4	0.0
Nico Sturm	2	1	0	1	-1	0	0	0	0	1	100.0
Aaron Voros	5	1	0	1	-1	16	0	0	0	10	10.0
Daniel Winnik	5	0	1	1	0	5	0	0	0	6	0.0
Mats Zuccarello	4	0	1	1	-1	0	0	0	0	3	0.0
Andrei Zyuzin	18	0	1	1	-3	14	0	0	0	30	0.0
Keith Ballard	3	0	0	0	-2	0	0	0	0	2	0.0
Matt Bartkowski	1	0	0	0	0	0	0	0	0	2	0.0
Eric Belanger	6	0	0	0	-1	4	0	0	0	9	0.0
Sean Bergenheim	3	0	0	0	-2	0	0	0	0	1	0.0
Brad Bombardir	4	0	0	0	-1	0	0	0	0	1	0.0
Brad Brown	11	0	0	0	-1	16	0	0	0	0	0.0
Ryan Carter	3	0	0	0	-1	10	0	0	0	1	0.0
Zac Dalpe	3	0	0	0	-1	0	0	0	0	0	0.0
Ryan Donato	2	0	0	0	1	2	0	0	0	1	0.0
Tyler Ennis	1	0	0	0	-1	0	0	0	0	1	0.0
Justin Falk	4	0	0	0	-3	2	0	0	0	0	0.0
Christian Folin	2	0	0	0	-2	2	0	0	0	1	0.0
Matt Foy	1	0	0	0	0	0	0	0	0	0	0.0
Kurtis Gabriel	4	0	0	0	0	0	0	0	0	2	0.0
Alex Galchenyuk	4	0	0	0	-2	4	0	0	0	4	0.0
Tom Gilbert	5	0	0	0	-2	2	0	0	0	0	0.0
Adam Hall	3	0	0	0	0	7	0	0	0	2	0.0
Ryan Hartman	4	0	0	0	0	9	0	0	0	6	0.0
Sean Hill	5	0	0	0	-2	4	0	0	0	1	0.0
Brad Hunt	4	0	0	0	-1	2	0	0	0	7	0.0
Matt Johnson	12	0	0	0	0	25	0	0	0	2	0.0
Zenon Konopka	2	0	0	0	-2	0	0	0	0	2	0.0
Jordan Leopold	9	0	0	0	-3	0	0	0	0	7	0.0
Bill Muckalt	5	0	0	0	-3	0	0	0	0	4	0.0
Ryan Murphy	1	0	0	0	0	0	0	0	0	2	0.0
Benoit Pouliot	1	0	0	0	1	0	0	0	0	2	0.0
Branko Radivojevic	7	0	0	0	-1	2	0	0	0	11	0.0
Kyle Rau	1	0	0	0	-1	0	0	0	0	0	0.0
Erik Reitz	2	0	0	0	-1	0	0	0	0	0	0.0
Mike Rupp	4	0	0	0	-3	12	0	0	0	2	0.0
Chris Simon	2	0	0	0	-1	0	0	0	0	0	0.0
Martin Skoula	11	0	0	0	1	4	0	0	0	8	0.0
Wyatt Smith	4	0	0	0	0	0	0	0	0	2	0.0
Carson Soucy	8	0	0	0	-6	0	0	0	0	5	0.0
Jarret Stoll	4	0	0	0	-1	4	0	0	0	2	0.0
Stephane Veilleux	17	0	0	0	-1	35	0	0	0	24	0.0
Ryan White	3	0	0	0	0	4	0	0	0	2	0.0
Todd White	4	0	0	0	-1	0	0	0	0	6	0.0
GOALTENDER	GP	W	L	SA	SV	SV%	GA	GAA	MIN		
Devan Dubnyk	26	8	18	708	640	0.904	68	2.72	1499		
Niklas Backstrom	11	3	8	315	287	0.911	28	2.55	658		
Dwayne Roloson	11	5	6	257	232	0.903	25	2.59	578		
Ilya Bryzgalov	9	3	6	182	161	0.885	21	2.63	479		
Manny Fernandez	9	3	4	253	235	0.929	18	1.96	552		
Darcy Kuemper	9	3	1	169	154	0.911	15	2.13	421		
Josh Harding	6	1	4	146	134	0.918	12	2.72	265		
Alex Stalock	5	1	3	132	119	0.902	13	2.73	285		



ALL-TIME PLAYOFF LEADERS

PLAYOFF FIRSTS



GAMES

1. Mikko Koivu	59
2. Jonas Brodin	48
Jared Spurgeon	48
4. Charlie Coyle	44
5. Ryan Suter	42
6. Zach Parise	40

GOALS

1. Zach Parise	14
2. Marian Gaborik	12
3. Mikko Koivu	11
4. Jason Pominville	9
5. Jared Spurgeon	8
Mikael Granlund	8
Nino Niederreiter	8
7. Three Players Tied	7

ASSISTS

1. Zach Parise	20
2. Mikko Koivu	17
3. Ryan Suter	15
4. Jason Pominville	14
5. Jared Spurgeon	13
Mikael Granlund	13
7. Sergei Zholtok	11

POINTS

1. Zach Parise	34
Mikko Koivu	28
3. Jason Pominville	23
Marian Gaborik	22
5. Jared Spurgeon	21
Mikael Granlund	21
6. Nino Niederreiter	18
8. Ryan Suter	17

PLUS/MINUS

1. Dany Heatley	6
Wes Walz	6
3. Willie Mitchell	5
4. Keith Carney	3
Clayton Stoner	3

PENALTY MINUTES

1. Derek Boogaard	44
2. Mikko Koivu	38
3. Stephane Veilleux	35
4. Nate Prosser	30
5. Clayton Stoner	26
6. Matt Johnson	25
7. Zach Parise	24
Filip Kuba	24
Nino Niederreiter	24

POWER-PLAY GOALS

1. Zach Parise	6
2. Jared Spurgeon	5
Marian Gaborik	5
4. Andrew Brunette	4
5. Mikko Koivu	3
Filip Kuba	3
7. Matt Dumba	2
Ryan Suter	2
Jason Pominville	2
Pascal Dupuis	2

SHORT-HANDED GOALS

1. Wes Walz	2
2. Zach Parise	1
Marian Gaborik	1
Mikko Koivu	1
Luke Kunin	1
Brian Rolston	1
Marco Scandella	1

GAME-WINNING GOALS

1. Nino Niederreiter	3
2. Charlie Coyle	2
Mikael Granlund	2
Mikko Koivu	2
Wes Walz	2
6. 16 Players Tied	1

OVERTIME GOALS

1. Pierre-Marc Bouchard	1
Andrew Brunette	1
Keith Carney	1
Mikael Granlund	1
Mikko Koivu	1
Nino Niederreiter	1
Richard Park	1
Jason Zucker	1

SHOTS ON GOAL

1. Mikko Koivu	121
2. Zach Parise	116
3. Jason Pominville	96
4. Marian Gaborik	95
5. Mikael Granlund	91
6. Charlie Coyle	85

GAMES PLAYED (GOALTENDERS)

1. Devan Dubnyk	26
2. Niklas Backstrom	11
Dwayne Roloson	11
4. Ilya Bryzgalov	9
Manny Fernandez	9
Darcy Kuemper	9
7. Josh Harding	6
8. Alex Stalock	5

GAMES STARTED (GOALTENDERS)

1. Devan Dubnyk	26
2. Niklas Backstrom	11
Dwayne Roloson	11
4. Ilya Bryzgalov	8
5. Manny Fernandez	7
6. Josh Harding	5
Darcy Kuemper	5
8. Alex Stalock	4

GOALS-AGAINST AVERAGE

1. Manny Fernandez	1.96
2. Darcy Kuemper	2.13
3. Niklas Backstrom	2.55
4. Dwayne Roloson	2.59
5. Ilya Bryzgalov	2.63
6. Devan Dubnyk	2.72
Josh Harding	2.72
8. Alex Stalock	2.73

WINS

1. Devan Dubnyk	8
2. Dwayne Roloson	5
3. Niklas Backstrom	3
Ilya Bryzgalov	3
Manny Fernandez	3
Darcy Kuemper	3
7. Alex Stalock	1
Josh Harding	1

LOSSES

1. Devan Dubnyk	18
2. Niklas Backstrom	8
3. Ilya Bryzgalov	6
Dwayne Roloson	6
5. Manny Fernandez	4
Josh Harding	4
7. Alex Stalock	3
8. Darcy Kuemper	1

SAVES

1. Devan Dubnyk	640
2. Niklas Backstrom	287
3. Manny Fernandez	235
4. Dwayne Roloson	232
5. Ilya Bryzgalov	161
6. Darcy Kuemper	154
7. Josh Harding	134
8. Alex Stalock	119

SHOTS FACED

1. Devan Dubnyk	708
2. Niklas Backstrom	315
3. Dwayne Roloson	257
4. Manny Fernandez	253
5. Ilya Bryzgalov	182
6. Darcy Kuemper	169
7. Josh Harding	146
8. Alex Stalock	132

SAVE PERCENTAGE

1. Manny Fernandez	.929
2. Josh Harding	.918
3. Niklas Backstrom	.911
Darcy Kuemper	.911
5. Devan Dubnyk	.904
6. Dwayne Roloson	.903
7. Alex Stalock	.902
8. Ilya Bryzgalov	.885

MINUTES PLAYED

1. Devan Dubnyk	1,499
2. Niklas Backstrom	658
3. Dwayne Roloson	578
4. Manny Fernandez	552
5. Ilya Bryzgalov	479
6. Darcy Kuemper	421
7. Alex Stalock	285
8. Josh Harding	265

SHUTOUTS

1. Devan Dubnyk	2
2. Alex Stalock	1
Darcy Kuemper	1
Ilya Bryzgalov	1

FIRST GAME

Home: vs. COL, 4/14/03
Road: at COL, 4/10/03

FIRST WIN

Home: vs. COL (3-2 OT), 04/21/03
Road: at COL (4-2), 4/10/03

FIRST OT WIN

Home: vs. COL (3-2 OT), 4/21/03
Road: at COL (3-2 OT), 4/22/03

FIRST OT LOSS

Home: vs. VAN (3-2 OT), 5/2/03
Road: at VAN (4-3 OT), 4/25/03

FIRST LOSS

Home: vs. COL (3-0), 4/14/03
Road: at COL (3-2), 4/12/03

FIRST SHUTOUT FOR

Home: vs. COL (1-0 OT), 4/21/14
Road: at STL (2-0), 4/19/17

FIRST SHUTOUT AGAINST

Home: vs. COL (3-0, Roy), 4/14/03
Road: at ANA (4-0, Giguere), 5/14/03

FIRST GOAL

Home: Marian Gaborik, 17:20 of 3rd per., vs. COL (3-1 loss), 4/16/03
Road: Filip Kuba, 5:33 of 2nd per., at COL (4-2 win), 4/10/03

FIRST ASSISTS

Home: Cliff Ronning, Sergei Zholtok, 17:20 of 3rd per., vs. COL (3-1 loss), 4/16/03
Road: Andrew Brunette, Sergei Zholtok, 5:33 of 2nd per., at COL (4-2 win), 4/10/03

FIRST GAME-WINNING GOAL

Home: Richard Park, 4:22 of OT, vs. COL (3-2 OT win), 4/21/03
Road: Wes Walz, 9:53 of 2nd, at COL (4-2 win), 4/10/03

FIRST OT GOAL

Home: Richard Park, 4:22 of OT, vs. COL (3-2 OT win), 4/21/03
Road: Andrew Brunette, 3:25 of OT, at Colorado (3-2 OT win), 4/22/03

FIRST POWER-PLAY GOAL

Home: Marian Gaborik, 17:20 of 3rd per., vs. COL (3-1 loss), 4/16/03
Road: Filip Kuba, 5:33 of 2nd per., at COL (4-2 win), 4/10/03

FIRST SHORT-HANDED GOAL

Home: Zach Parise, 7:14 of 1st, vs. STL (4-1 win), 4/26/15
Road: Wes Walz, 8:09 of 1st, at COL (3-2 loss), 4/12/03

FIRST EMPTY-NET GOAL

Home: Jason Pominville, 18:34 of 3rd vs. COL (5-2 win), 4/28/14
Road: Mikael Granlund, 18:47 of 3rd, at STL (4-2 win), 4/16/15

FIRST PENALTY SHOT

Home: None
Road: None

FIRST PENALTY SHOT AGAINST

Home: Ryan Smyth, missed, 17:33 of 3rd vs. COL (3-2 OT loss), 4/9/08
Road: None

FIRST PENALTY

Home: Jason Marshall (cross check), 7:32 of 1st vs. COL (3-0 loss), 4/14/03
Road: Andrew Brunette (hooking), 2:54 of 2nd, at COL (4-2 win), 4/10/03

FIRST MINOR PENALTY

Home: Jason Marshall (cross check), 7:32 of 1st, vs. COL (3-0 loss), 4/14/03
Road: Andrew Brunette (hooking), 2:54 of 2nd, at COL (4-2 win), 4/10/03

FIRST MAJOR PENALTY

Home: Matt Johnson (fighting), 0:07 of 1st, vs. VAN (3-2 loss), 4/29/03
Road: Brent Burns (fighting), 11:38 of 1st, vs. ANA (3-2 loss), 4/13/07

FIRST MISCONDUCT PENALTY

Home: Clayton Stoner & Nate Prosser, 20:00 of 3rd, vs. COL (5-2 win), 4/28/14
Road: Willie Mitchell, Brad Brown & Matt Johnson, 20:00 of 3rd per., at Vancouver (3-2 win), 4/27/03

GOALTENDING

FIRST WIN

Home: Manny Fernandez, vs. COL (3-2 OT win), 4/21/03
Road: Dwayne Roloson, at COL (4-2 win), 4/10/03

FIRST LOSS

Home: Dwayne Roloson, vs. COL (3-0 loss), 4/14/03
Road: Dwayne Roloson, at COL (3-2 loss), 4/12/03

FIRST SHUTOUT

Home: Darcy Kuemper, vs. COL (1-0 OT win), 4/21/14
Road: Devan Dubnyk, at STL (2-0 win), 4/19/17

FIRST PENALTY SHOT FACED

Home: Niklas Backstrom, vs. Ryan Smyth (COL); miss (3-2 OT loss), 4/9/08
Road: None

FIRST PP ATTEMPT

Home: 10:02 of 1st, vs. COL, 4/14/03
Road: 4:38 of 2nd, at COL, 4/10/03

FIRST PENALTY KILL

Home: 13:42 of 1st, vs. COL, 4/14/03
Road: 2:54 of 2nd, at COL, 4/10/03

FIRST TWO-GOAL GAME

Home: Richard Park, vs. COL, 4/21/03
Road: Wes Walz, at VAN, 4/25/03

FIRST HAT TRICK

Home: None
Road: None

FIRST TWO-ASSIST GAME

Home: Marian Gaborik (2a), vs. COL (3-2 OT win), 4/21/03
Road: Darby Hendrickson (2a), at COL (3-2 loss), 4/12/03

FIRST THREE-ASSIST GAME

Home: Cliff Ronning (3a), vs. VAN (5-1 win), 5/7/03
Road: None

FIRST TWO-POINT GAME

Home: Marian Gaborik (1g-2a); Richard Park (2g-0a), vs. COL, 4/21/03
Road: Andrew Brunette (1g-1a), at COL (4-2 win), 4/10/03

FIRST THREE-POINT GAME

Home: Marian Gaborik (1g-2a), vs. COL, 4/21/03
Road: Andrew Brunette (1g-2a), at COL, 4/22/03

FIRST FOUR-POINT GAME

Home: Zach Parise (2g-2a), vs. COL, 4/28/14
Road: None

FIRST POINT

Home: None
Road: Niklas Backstrom, at ANA, 4/19/07

FIRST PENALTY

Home: Dwayne Roloson (tripping), 8:35 of 1st, vs. ANA (2-0 loss), 5/12/03
Road: Dwayne Roloson (roughing), 20:00 of 2nd, at VAN (7-2 win), 5/5/03

**We'll make
the assist
so you
can make
your goal**

#GoWild #OurIce

FULFILLMENT, PROMOTIONS & PRINTING

» point b
SOLUTIONS

pointbsolutions.com

**=2020-2021=
THE NHL**





NHL DIRECTORY



GARY BETTMAN

NHL NEW YORK
1185 Avenue of the Americas,
15th Floor
New York, NY 10036
Phone: 212.789.2000
Fax: 212.789.2020



WILLIAM DALY

NHL TORONTO
50 Bay Street, 11th Floor
Toronto, Ontario M5J 2X8
Phone: 416.359.7900
Fax: 416.981.2779

NHL MONTREAL
1800 McGill College Avenue,
Suite 2600
Montreal, Quebec H3A 3J6
Phone: 514.841.9220

2020-21 NATIONAL HOCKEY LEAGUE DIRECTORY

EXECUTIVE

Commissioner Gary B. Bettman
Deputy Commissioner..... William Daly
Senior Executive Vice President of Hockey Operations Colin Campbell

COMMUNICATIONS

Senior Executive Vice President..... Gary Meagher
Senior Vice President..... John Dellapina
Vice President, Corporate Communications..... Jennifer Neziol
Senior Director, News Services Greg Inglis
Senior Director, Corporate Communications Nirva Milord
Senior Director..... Julie Young
Director Brad Klein
Director Jennifer Moad
Senior Manager Josh Bernstein
Senior Manager Jasmine Ghafour
Coordinator Jayne Barrett

STATISTICS & INFORMATION

NHL Stats and Information..... (@PR_NHL)
Group Vice President Russ Levine
Director Trevor Bjergso
Senior Manager Brendon Crossman
Manager Nick Carafa
Manager Stuart McComish
Manager Scott Rodgers
Graphic Designer..... Mitch Donais

EVENT COMMUNICATIONS & PLAYER DEVELOPMENT

Senior Vice President..... Jamey Horan
Senior Director..... Chris Wojcik
Senior Manager David Keon
Manager Jeff Day
Coordinator Megan Cooper
Coordinator Sam Gilbert
Coordinator Gina Morra
Assistant..... Emily Campbell

ALL-TIME RECORD VS. OPPONENTS



OPP	OVERALL							HOME							AWAY						
	GP	W	L	OT	GF	GA	PTS	GP	W	L	OT	GF	GA	PTS	GP	W	L	OT	GF	GA	PTS
ANA	68	31	30	7	161	162	69	33	15	12	6	76	71	36	35	16	18	1	85	91	33
ARI	68	36	24	8	180	166	80	33	17	11	5	89	76	39	35	19	13	3	91	90	41
BOS	26	14	8	4	64	61	32	13	6	4	3	26	30	15	13	8	4	0	38	31	16
BUF	25	14	8	3	77	56	31	12	4	6	2	32	31	10	13	10	2	1	45	25	21
CAR	28	12	9	7	78	83	31	16	9	3	4	55	49	22	12	3	6	3	23	34	9
CGY	95	40	40	15	215	211	95	48	24	15	9	117	99	57	47	16	25	6	98	112	38
CHI	77	43	29	5	207	202	91	39	24	12	3	108	99	51	38	19	17	2	99	103	40
CBJ	60	29	22	9	147	144	67	31	19	7	5	86	71	43	29	10	15	4	61	73	24
COL	106	53	42	11	273	285	117	53	29	19	5	140	136	63	53	24	23	6	133	149	54
DAL	79	33	33	13	203	229	79	38	22	11	5	111	81	49	41	11	22	8	92	148	30
DET	61	21	28	12	154	189	54	30	11	10	9	76	77	31	31	10	18	3	78	112	23
EDM	94	55	29	10	254	213	120	47	29	15	3	132	104	61	47	26	14	7	122	109	59
FLA	27	18	6	3	87	53	39	13	10	1	2	46	19	22	14	8	5	1	41	34	17
LA	68	32	21	15	162	170	79	34	18	8	8	82	77	44	34	14	13	7	80	93	35
MTL	25	15	7	3	76	66	66	12	9	2	1	44	31	19	13	6	5	2	32	35	14
NJ	25	8	9	8	70	77	24	12	4	4	4	38	35	16	13	4	5	4	32	42	12
NSH	78	34	33	11	204	212	79	39	21	13	5	124	105	47	39	13	20	6	80	107	32
NYI	27	14	11	2	83	77	30	14	8	4	2	46	43	18	13	6	7	0	37	34	12
NYR	28	12	13	3	82	80	27	15	7	6	2	46	42	16	13	5	7	1	36	38	11
OTT	25	12	9	4	71	71	28	13	6	5	2	40	38	14	12	6	4	2	31	33	14
PHI	26	9	15	2	52	75	20	12	5	5	2	28	31	12	14	4	10	0	24	44	8
PIT	27	13	13	1	79	77	27	13	6	6	1	37	36	13	14	7	7	0	42	41	14
SJ	68	29	32	7	158	187	65	33	16	13	4	75	82	36	35	13	19	3	83	105	29
STL	77	35	27	15	192	186	85	40	22	11	7	112	88	51	37	13	16	8	80	98	34
TB	28	18	7	3	79	61	39	14	12	2	0	47	29	24	14	6	5	3	32	32	15
TOR	24	12	12	0	53	61	24	11	7	4	0	25	21	14	13	5	8	0	28	40	10
VAN	94	42	37	15	250	251	99	48	24	18	6	138	119	54	46	18	19	9	112	132	45
VGK	8	6	1	1	27	14	13	4	3	0	1	14	5	7	4	3	1	0	13	9	6
WAS	25	10	13	2	54	67	22	13	7	5	1	35	36	15	12	3	8	1	19	31	7
WPG	44	24	15	5	123	120	53	23	14	6	3	62	50	31	21	10	9	2	61	70	22



ANAHEIM DUCKS

TEAM INFORMATION

Home Ice (Cap., Built).....Honda Center (17,174, 1993)
Mailing Address.....2695 E. Katella Ave.
Anaheim, CA 92806
Telephone.....714.940.2900
Website.....anaheimducks.com
Twitter.....@AnaheimDucks
Founded.....1993-94
Stanley Cup Titles.....2007
Colors.....Black, Gold, Orange and Silver

DIRECTORY

Owners.....Henry & Susan Samuelli
Chief Executive Officer.....Michael Schulman
Executive Vice President/General Manager.....Bob Murray
Head Coach.....Dallas Eakins
Assistant Coach.....Marty Wilford
Assistant Coach.....Mark Morrison
Goaltending Consultant.....Sudarshan Maharaj

WILD VS. ANAHEIM DUCKS

2019-20 Wild Record: 2-0-1 (0-0-1 at Xcel Energy Center, 2-0-0 at Anaheim)

All-Time Wild Record: 31-30-7 (15-12-6 at Xcel Energy Center, 16-18-1 at Anaheim) ®

Date	Opp.	Scoring By Period					Shots By Period					Power Plays	Penalties/Minutes	Game-Winning Goal	Goaltender (Saves-Shots)	Attn.
		1	2	3	OT	F	1	2	3	OT	T					
11/5	MIN	0	1	3	-	4	7	11	8	-	26	0-2	2-4		Staal (3)	
	ANA	0	2	0	-	2	10	12	9	-	31	0-2	2-4		Gibson (22-25)	15,526
12/10	ANA	2	0	0	0	3	14	9	10	0	33	1-3	6-15		Gibson (22-24)	
	MIN	0	1	1	0	2	1	10	10	3	24	0-5	4-11		Kahkonen (31-33)	17,154
3/8	MIN	2	0	2	1	5	11	6	11	2	30	2-3	5-13	Fiala (4)	Dubnyk (22-26)	
	ANA	1	2	1	0	4	6	6	13	1	26	0-4	4-11		Miller (25-30)	15,948
TOTALS		1	2	3	OT	F	1	2	3	OT	T	Plays (%)	Penalties/Minutes	Goaltenders (Record, Saves-Shots)		
		3	4	1	0	9	30	27	32	1	90	1-9 (11.1)	12-30	Gibson (1-1-0, 44-49); Miller (0-0-1, 25-30)		
		MIN	2	2	6	1	11	19	27	29	5	80	2-10 (20.0)	Stalock (1-0-0, 29-31); Kahkonen (0-0-1, 31-33); Dubnyk (1-0-0, 22-26)		

SERIES NOTES

2019-20: Minnesota went 2-0-1 in three season meetings against Anaheim...The Wild won its first meeting against Anaheim, 4-2, at Honda Center (11/5), earned a point in the second meeting with a 3-2 shootout loss at Xcel Energy Center (12/10) and took a 5-4 overtime victory in the third meeting in Anaheim (3/8)...LW Kevin Fiala led the Wild with four points (3-1=4)...LW Zach Parise (1-2=3) and RW Mats Zuccarello (2-1=3) owned three points apiece...G Alex Stalock stopped 29-of-31 shots in the first game...G Kaapo Kahkonen made 31 saves through overtime in the second game...G Devan Dubnyk stopped 22-of-26 shots in the third game...LW Rickard Rakell (2-3=5) and RW Jakob Silfverberg (2-3=5) led the Ducks with five points each...C Ryan Getzlaf (0-2=2) and D Jacob Larsson (1-1=2) notched two points apiece...G John Gibson went 1-1-0 with a 2.43 GAA and a .898 SV% in two starts...G Ryan Miller stopped 25-of-30 shots through overtime in the final season meeting.

WILD LEADERS: D Ryan Suter leads the Wild with 22 points (3-19=22) in 49 matches vs. Anaheim...Parise has 18 points (8-10=18) in 29 contests...Zuccarello owns 12 points (5-7=12) in 17 games.

WILD GOALIES: G Cam Talbot is 9-6-2 with a 2.16 GAA, a .932 SV% and three shutouts in 17 career games against the Ducks...Stalock is 2-1-0 with a 2.71 GAA and a .892 SV% in five games (three starts)...G Andrew Hammond is 1-0-0 with a 1.21 GAA, a .955 SV% and one shutout in two games (one start)...Kahkonen stopped 31-of-33 shots in his sole career action vs. Anaheim (12/10/19).

DUCKS LEADERS: Getzlaf leads the Ducks with 37 points (8-29=37) in 48 matches vs. Minnesota...RW David Backes has 23 points (12-11=23) in 42 games...D Kevin Shattenkirk owns 19 points (4-15=19) in 32 matches...C Adam Henrique owns 17 points (7-10=17) in 18 contests.

DUCKS GOALIES: Gibson is 6-3-1 with a 1.92 GAA, a .940 SV% and two shutouts in 11 career starts against the Wild.

CONNECTIONS: Wild Assistant General Manager Tom Kurvers tallied seven points (4-3=7) in 22 games for Anaheim during the 1994-95 season...Wild Assistant Coach Bob Woods served as an assistant coach with Anaheim for two seasons (2012-14)...C Nick Bonino made his NHL debut with Anaheim (3/26/10) and collected 82 points (33-49=82) in 189 career games over five seasons (2009-14)...Backes is a native of Minneapolis and played three seasons at Minnesota State Mankato (2003-06)...C Vinni Lettieri hails from Excelsior and skated in four seasons at the University of Minnesota (2013-17)...D Andy Welinski from Duluth and played four seasons at the University of Minnesota-Duluth (2012-16).

FAST FACTS: Minnesota is 2-0-1 in the last three games against Anaheim...The Wild is 5-1-0 in its last six games at Honda Center, outscoring Anaheim, 20-13...The Wild has earned points in 16 of its last 26 games played at Xcel Energy Center (13-10-3)...Minnesota was swept by Anaheim in the 2003 Western Conference Final and lost 4-1 in the 2007 Western Conference Quarterfinal.

ARIZONA COYOTES



TEAM INFORMATION

Home Ice (Cap., Built).....Gila River Arena (17,125, 2003)
Mailing Address.....9400 W. Maryland Avenue
Glendale, AZ 85305
Telephone.....623.772.3200
Website.....arizonacoyotes.com
Twitter.....@ArizonaCoyotes
Founded.....1979-80 (Relocated from Winnipeg in 1996)
Stanley Cup Titles.....None
Colors.....Black, Brick Red and Desert Sand

DIRECTORY

Owner, Chairman and Governor.....Alex Meruelo
President & CEO.....Xavier A. Gutierrez
General Manager.....Bill Armstrong
Head Coach.....Rick Tocchet
Assistant Coach.....Phil Housley
Goaltending Coach.....Corey Schwab

WILD VS. ARIZONA COYOTES

2019-20 Wild Record: 3-0-0 (1-0-0 at Xcel Energy Center, 2-0-0 at Arizona)

All-Time Wild Record: 36-24-8 (17-11-5 at Xcel Energy Center, 19-13-3 at Arizona)

Date	Opp.	Scoring By Period					Shots By Period					Power Plays	Penalties/ Minutes	Game-Winning Goal	Goaltender (Saves-Shots)	Attn.
		1	2	3	OT	F	1	2	3	OT	T					
11/9	MIN	0	3	1	-	4	5	14	5	-	24	1-1	3-6	Hartman (1)	Dubnyk (32-35)	14,428
	ARI	2	1	0	-	3	9	12	14	-	35	0-3	1-2		Kuemper (20-24)	
11/14	ARI	0	1	1	-	2	8	8	13	-	29	0-3	3-6	Greenway (1)	Raanta (31-34)	*17,079
	MIN	1	0	2	-	3	20	9	5	-	34	1-3	3-6		Dubnyk (27-29)	
12/19	MIN	0	4	4	-	8	7	13	13	-	33	0-2	6-12	Zuccarello (2)	Dubnyk (35-40)	15,582
	ARI	1	1	3	-	5	17	12	11	-	40	2-4	4-8		KUEMPER (25-32); Raanta (0-0)	
TOTALS		1	2	3	OT	F	1	2	3	OT	T	Power Plays (%)	Penalties/ Minutes	Goaltenders (Record, Saves-Shots)		
	ARI	3	3	4	-	10	34	32	38	-	104	2-10 (20.0)	8-16	Kuemper (0-2-0, 45-56); Raanta (0-1-0, 31-34)		
	MIN	1	7	7	-	15	32	36	23	-	91	2-6 (33.3)	12-24	Dubnyk (3-0-0, 94-104)		

SERIES NOTES

2019-20: The Wild swept the season series against the Coyotes with a 4-3 victory at Gila River Arena (11/9), a 3-2 win at Xcel Energy Center (11/14) and a 8-5 victory at Arizona (12/19)...LW Zach Parise (1-4=5) led Minnesota with five points...LW Kevin Fiala (2-1=3), LW Marcus Foligno (1-2=3), RW Ryan Hartman (1-2=3), D Brad Hunt (1-2=3), D Ryan Suter (1-2=3) and RW Mats Zuccarello (1-2=3) recorded three points each...G Devan Dubnyk went 3-0-0 with a 3.33 GAA and a .904 SV% in three games...C Nick Schmaltz led Arizona with five assists...D Jakob Chychrun (3-0=3) and D Oliver Ekman-Larsson (1-2=3) notched three points each...G Darcy Kuemper went 0-2-0 with a 5.74 GAA and a .804 SV% in two starts...G Antti Raanta stopped 31-of-34 shots in the second contest.

WILD LEADERS: Parise leads Minnesota with 24 points (12-12=24) in 26 contests against Arizona...Suter owns 20 points (5-15=20) in 49 games...C Nick Bonino has 19 points (4-15=19) in 31 matches...D Jared Spurgeon owns 16 points (3-13=16) in 24 contests.

WILD GOALIES: G Cam Talbot is 10-5-1 with a 2.35 GAA and .928 SV% in 17 career games vs. the Coyotes...G Alex Stalock is 1-1-0 with a 2.75 GAA and a .879 SV% in two games (one start).

COYOTES LEADERS: D Alex Goligoski leads Arizona with 20 points (5-15=20) in 39 games against Minnesota...RW Phil Kessel has 18 points (6-12=18) in 21 contests...Schmaltz owns 11 points (2-9=11) in 14 matches...Ekman-Larsson has 11 points (2-9=11) in 29 games.

COYOTES GOALIES: Raanta is 4-4-0 with a 2.85 GAA and a .898 SV% in 11 career games (nine starts) vs. the Wild...Kuemper is 1-3-0 with a 3.34 GAA, a .894 SV% and one shutout in four starts...G Adin Hill earned the win in his sole career action, stopping all five shots in relief (11/27/18).

CONNECTIONS: Coyotes Assistant Coach Phil Housley is a native of South Saint Paul...Kuemper was selected by the Wild in the sixth round (161st overall) of the 2009 NHL Entry Draft and backstopped 102 games (89 starts), posting a 41-34-14 record with a 2.60 GAA, a .910 SV% and seven shutouts in five seasons (2012-17)...Goligoski hails from Grand Rapids...Kessel played one season for the University of Minnesota (2005-06)...D Aaron Ness is from Roseau and played three seasons at the University of Minnesota (2008-11)...C Tyler Pitlick hails from Minneapolis and skated in one season at Minnesota State (2009-10).

FAST FACTS: The Wild is 16-4-3 in its last 23 meetings against Arizona, including a 12-game point streak (9-0-3, 1/9/14-2/8/18) - the longest point streak in franchise history vs. an NHL opponent...Minnesota is 6-1-2 in the last nine games played at Xcel Energy Center...The Wild is 12-4-1 in the last 17 games at Arizona, including 9-2-1 in the last 12 contests.



BOSTON BRUINS

TEAM INFORMATION

Home Ice (Cap., Built).....TD Garden (17,565, 1995)
Mailing Address.....100 Legends Way
Boston, MA 02114
617.624.1900
Telephone.....bostonbruins.com
Website.....@NHLBruins
Twitter.....1924-25
Founded.....6; 1929, 1939, 1941, 1970, 1972, 2011
Stanley Cup Titles.....Gold, Black and White
Colors.....

DIRECTORY

Owner and Governor.....Jeremy M. Jacobs
CEO & Alternate Governor.....Charlie Jacobs
President & Alternate Governor.....Cam Neely
General Manager.....Don Sweeney
Head Coach.....Bruce Cassidy
Assistant Coach.....Joe Sacco
Assistant Coach.....Jay Pandolfo
Assistant Coach.....Kevin Dean
Goaltending Coach.....Bob Essensa

WILD VS. BOSTON BRUINS

2019-20 Wild Record: 0-1-1 (0-1-0 at Xcel Energy Center, 0-0-1 at Boston)

All-Time Wild Record: 14-8-4 (6-4-3 at Xcel Energy Center, 8-4-1 at Boston)

Date	Opp.	Scoring By Period				Shots By Period				Power Plays	Penalties/Minutes	Game-Winning Goal	Goaltender (Saves-Shots)	Attn.
		1	2	3	OT F	1	2	3	OT T					
11/23	MIN	1	2	1	0	4	15	11	7	3	36	2-7	4-8	
	BOS	0	2	2	1	5	10	13	15	1	39	1-3	7-16	Krug (2) *17,850
2/1	BOS	1	3	2	-	6	12	12	10	-	34	3-4	5-10	
	MIN	0	0	1	-	1	11	8	7	-	26	0-4	5-10	Krug (3) *18,009
TOTALS		1	2	3	OT F	1	2	3	OT T					
	BOS	1	5	4	1	11	22	25	25	1	73	4-7 (57.1)	12-26	Rask (1-0-0, 32-36); Halak (1-0-0, 25-36)
	MIN	1	2	2	0	5	26	19	14	3	62	2-11 (18.2)	9-18	Stalock (0-0-1, 34-39); Dubnyk (0-1-0, 28-34)

SERIES NOTES

2019-20: Minnesota earned a point in its first season meeting against Boston with a 5-4 overtime loss at TD Garden (11/23) and fell, 6-1, in its second season meeting at Xcel Energy Center (2/1)...RW **Mats Zuccarello** led the Wild with three points (1-2=3)...D **Ryan Suter** tallied two assists...G **Alex Stalock** stopped 34-of-39 shots through overtime in the first game...G **Devan Dubnyk** made 28 saves in the second game...D **Torey Krug** led the Bruins with seven points (3-4=7)...C **Patrice Bergeron** (0-4=4), **LW Jake DeBrusk** (2-2=4), **C David Krejci** (2-2=4) and **LW Brad Marchand** (2-2=4) collected four points each...G **Tuukka Rask** made 32 saves in the first meeting...G **Jaroslav Halak** stopped 25-of-26 shots in the second meeting.

WILD LEADERS: LW **Zach Parise** leads Minnesota with 20 points (8-12=20) in 36 games against Boston...C **Marcus Johansson** has 15 points (7-8=15) in 24 contests...Suter owns 13 points (2-11=13) in 20 matches...Zuccarello has 11 points (3-8=11) in 18 games.

WILD GOALIES: G **Cam Talbot** is 6-4-0 with a 2.81 GAA and a .914 SV% in 10 career starts vs. the Bruins...Stalock is 0-2-2 with a 2.99 GAA and a .905 SV% in five games (four starts)...G **Andrew Hammond** is 2-0-0 with a 2.50 GAA and a .933 SV% in two career starts.

BRUINS LEADERS: Bergeron leads the Bruins with 18 points (4-14=18) in 19 contests against Minnesota...RW **Craig Smith** has 18 points (10-8=18) in 38 matches...Marchand owns 13 points (6-7=13) in 14 games.

BRUINS GOALIES: Rask is 6-3-1 with a 1.97 GAA, a .934 SV% and one shutout in 10 career starts vs. the Wild...Halak is 5-3-4 with a 2.12 GAA, a .925 SV% and two shutouts in 14 starts.

CONNECTIONS: Minnesota Wild General Manager **Bill Guerin** skated in 142 games with Boston, collecting 129 points (69-60=129) and 213 PIM in two seasons (2000-02)...LW **Jordan Greenway** skated in 112 games with Boston University, totaling 92 points (28-64=92) in three seasons (2015-18)...Johansson tallied three points (1-2=3) in 10 games with Boston during the 2018-19 campaign...C **Charlie Coyle** registered 242 points (91-151=242) in 479 games with the Wild in seven seasons (2012-19)...D **Steven Kampfer** appeared in 13 games with the Wild (2011-12).

FAST FACTS: The Bruins are 10-for-77 (13.0%) on the power play and the Wild is 20-for-96 (20.8%) with the man advantage in the lifetime series...Minnesota won six straight games at TD Garden (11/18/00-1/6/11), tied for its second-longest road winning streak vs. an NHL opponent in franchise history.

BUFFALO SABRES



TEAM INFORMATION

Home Ice (Cap., Built).....KeyBank Center (19,070, 1996)
Mailing Address.....One Seymour H. Knox III Plaza,
Buffalo, NY 14203
716.855.4100
Telephone.....sabres.com
Website.....@BuffaloSabres
Twitter.....1970-71
Founded.....None
Stanley Cup Titles.....Navy, Blue, Gold and Silver
Colors.....

DIRECTORY

Owner/CEO.....Terry Pegula
Owner/President.....Kim Pegula
General Manager.....Kevyn Adams
Head Coach.....Ralph Krueger
Assistant Coach.....Don Granato
Assistant Coach.....Steve Smith
Assistant/Goaltending Coach.....Mike Bales

WILD VS. BUFFALO SABRES

2019-20 Wild Record: 1-0-0 (0-0-0 at Xcel Energy Center, 1-0-0 at Buffalo)

All-Time Wild Record: 14-8-3 (4-6-2 at Xcel Energy Center, 10-2-1 at Buffalo)

Date	Opp.	Scoring By Period				Shots By Period				Power Plays	Penalties/Minutes	Game-Winning Goal	Goaltender (Saves-Shots)	Attn.
		1	2	3	OT F	1	2	3	OT T					
11/19	MIN	2	1	1	-	4	12	11	3	-	26	1-7	3-6	Parise (2)
	BUF	0	0	1	-	1	10	10	11	-	31	0-3	7-14	Stalock (30-31) 15,522
3/28	MIN	GAME CANCELLED DUE TO COVID-19												
TOTALS		1	2	3	OT F	1	2	3	OT T					
	BUF	0	0	1	-	1	10	10	11	-	31	0-3 (0.00)	7-14	Ullmark (0-1-0, 22-25)
	MIN	2	1	1	-	4	12	11	3	-	26	1-7 (14.3)	3-6	Stalock (1-0-0, 30-31)

SERIES NOTES

2019-20: Minnesota earned a 4-1 victory in its sole season meeting against Buffalo at KeyBank Center (11/19)...LW **Zach Parise** (2-0=2) and LW **Jason Zucker** (1-1=2) each led the Wild with two points...D **Jonas Brodin** also netted a goal...G **Alex Stalock** stopped 30-of-31 shots...D **Brandon Montour** scored the lone goal for the Sabres...G **Linus Ullmark** made 22 saves.

WILD LEADERS: Parise leads Minnesota with 25 points (13-12=25) in 35 contests against Buffalo...C **Marcus Johansson** has 19 (12-7=19) in 25 games...D **Ryan Suter** owns 16 points (2-14=16) in 18 matches...RW **Mats Zuccarello** has 16 points (5-11=16) in 22 contests.

WILD GOALIES: G **Cam Talbot** is 1-2-1 with a 4.37 GAA and a .854 SV% in four career starts vs. the Sabres...Stalock is 1-1-0 with a 1.52 GAA and a .935 SV% in two starts...G **Andrew Hammond** is 1-0-0 with a 1.74 GAA and a .926 SV% in two games (one start).

SABRES LEADERS: LW **Taylor Hall** leads Buffalo with 17 points (6-11=17) in 24 career games vs. Minnesota...RW **Kyle Okposo** has 10 points (3-7=10) in 18 contests...C **Jack Eichel** owns eight points (2-6=8) in seven games...C **Jeff Skinner** has eight points (3-5=8) in 14 matches.

SABRES GOALIES: G **Carter Hutton** is 2-3-1 with a 4.01 GAA, a .879 SV% and one shutout in six career games vs. the Wild (five starts)...Ullmark is 3-1-0 with a 2.72 GAA and a .921 SV% in four starts.

CONNECTIONS: Wild Assistant General Manager **Tom Kurvers** totaled 23 points (6-17=23) in 55 games with the Sabres (1986-87)...Wild Assistant Coach **Bob Woods** served as an Assistant Coach for Buffalo (2016-17)...LW **Marcus Foligno** is a Buffalo native who spent six seasons with the Sabres, tallying 116 points (49-67=116) and 334 PIM in 347 games (2011-17)...He was drafted by Buffalo in the fourth round (104th overall) of the 2009 NHL Entry Draft...Johansson totaled 30 points (9-21=30) in 60 games with Buffalo during the 2019-20 season...Okposo is from St. Paul and played one season at the University of Minnesota (2006-07)...C **Eric Staal** totaled 240 points (111-129=240) in 311 contests with Minnesota in four seasons (2016-20).

FAST FACTS: Minnesota's 7-0 win at Buffalo (1/15/15) is the largest margin of victory in franchise history...The Wild is 11-4-3 in its last 18 games against the Sabres, outscoring Buffalo 64-40 in those games, including a Wild shootout goal...Minnesota is on a seven-game point streak (6-0-1) in Buffalo - its longest active road point streak in team history.



CALGARY FLAMES

TEAM INFORMATION

Home Ice (Cap., Built).....Scotiabank Saddledome (19,289, 1983)
Mailing Address.....555 Saddledome Rise SE
 Calgary, Alberta T2P 3B9
Telephone.....403.777.4636
Website.....calgaryflames.com
Twitter.....@NHLFlames
Founded.....1972-73 (Relocated from Atlanta in 1980)
Stanley Cup Titles.....1989
Colors.....Red, White, Black and Gold

DIRECTORY

Chairman.....N. Murray Edwards
President & CEO.....John Bean
General Manager.....Brad Treliving
Head Coach.....Geoff Ward
Assistant Coach.....Ryan Huska
Assistant Coach.....Martin Gelinas
Assistant Coach.....Ray Edwards
Goaltending Coach.....Jordan Sigalet

WILD VS. CALGARY FLAMES

2019-20 Wild Record: 1-1-1 (1-0-1 at Xcel Energy Center, 0-1-0 at Calgary)

All-Time Wild Record: 40-40-15 (24-15-9 at Xcel Energy Center, 16-25-6 at Calgary)

Date	Opp.	Scoring By Period				Shots By Period				Power Plays	Penalties/ Minutes	Game-Winning Goal	Goaltender (Saves-Shots)	Attn.
		1	2	3	OT F	1	2	3	OT T					
12/23	CGY	0	0	0	— 0	7	8	7	— 22	0-1	0-0		Talbot (31-33)	
	MIN	0	2	1	— 3	10	15	9	— 34	0-0	1-2	Eriksson Ek (1)	Dubnyk (22-22)	17,596
1/5	CGY	2	0	2	0 5	14	10	13	0 37	2-4	2-4		Rittich (30-34)	
	MIN	3	0	1	0 4	9	12	10	3 34	1-2	4-8		Stalock (33-37)	17,204
1/9	MIN	0	1	0	— 1	14	15	14	— 43	0-2	2-4		Stalock (35-37)	
	CGY	1	1	0	— 2	17	14	6	— 37	1-2	2-4	Gaudreau (1)	Talbot (42-43)	18,634
TOTALS		1	2	3	OT F	1	2	3	OT T	Power Plays (%)	Penalties/ Minutes		Goaltenders (Record, Saves-Shots)	
		CGY	3	1	2	0 7	38	32	26 0 96	3-7 (42.9)	4-8		Talbot (1-1-0, 73-76); Rittich (1-0-0, 30-34)	
		MIN	3	3	2	0 8	33	42	33 3 111	1-4 (25.0)	7-14		Dubnyk (1-0-0, 22-22); Stalock (0-1-1, 68-74)	

SERIES NOTES

2019-20: Minnesota went 1-1-1 in three meetings against Calgary...The Wild earned a 3-0 shutout victory in its first game at Xcel Energy Center (12/23), suffered a 5-4 shootout loss in Saint Paul (1/5) in the second meeting and lost 2-1 at Calgary (1/9) in the third contest...C Luke Kunin led the Wild with three points (1-2=3)...C Joel Eriksson Ek (1-1=2), LW Kevin Fiala (1-1=2), LW Marcus Foligno (2-0=2), LW Jordan Greenway (1-1=2) and D Ryan Suter (0-2=2) tallied two points each...G Devan Dubnyk stopped all 22 shots faced in the first contest...G Alex Stalock went 0-1-1 with a 2.93 GAA and a .919 SV% in two starts...C Mikael Backlund (0-3=3) and LW Johnny Gaudreau (1-2=3) led the Flames with three points apiece...D Rasmus Andersson (0-2-2) and C Derek Ryan (1-1=2) tallied two points each...G Cam Talbot went 1-1-0 with a 1.51 GAA and a .961 SV% in two starts...G David Rittich made 30 saves through overtime in the second contest and stopped six-of-seven shootout attempts.

WILD LEADERS: Suter owns 27 points (5-22=27) in 54 matches vs. Calgary...LW Zach Parise owns 22 points (13-9=22) in 26 contests...D Jared Spurgeon has 13 points (5-8=13) in 34 games.

WILD GOALIES: G Cam Talbot is 8-4-0 with a 2.46 GAA, a .918 SV% and two shutouts in 13 games (12 starts) against the Flames...Stalock is 3-4-4 with a 2.52 GAA and a .906 SV% in 12 games (10 starts)...G Andrew Hammond stopped three-of-four shots in his sole career starts (10/28/16).

FLAMES LEADERS: D Mark Giordano leads the Flames with 23 points (8-15=23) in 48 games vs. Minnesota...Gaudreau has 15 points (3-12=15) in 17 contests...Backlund owns 14 points (5-9=14) in 33 matches...C Sean Monahan has 11 points (5-6=11) in 21 games.

FLAMES GOALIES: G Jacob Markstrom is 3-2-1 with a 2.65 GAA and a .911 SV% in seven games (six starts) against the Wild...Rittich is 2-0-0 with a 2.41 GAA and a .928 SV% in two career starts...G Louis Domingue is 1-2-0 with a 2.64 GAA and a .910 SV% in three starts.

CONNECTIONS: Wild Assistant Coach Dean Evason totaled 14 points (7-7=14) in 67 games in one season with the Flames (1995-96)...Talbot went 12-10-1 with a 2.63 GAA, a .919 SV% and two shutouts in 26 games (22 starts) with Calgary during the 2019-20 season.

FAST FACTS: Minnesota is 15-8-4 in its last 27 games against Calgary, including an eight-game point streak (7-0-1, 11/5/13-3/24/16)...The Wild owns points in 25 of its last 34 games in Saint Paul (18-9-7) and is 13-7-2 in its last 22 games at the Saddledome after starting 3-18-4...Minnesota's 40 all-time wins against Calgary are the fifth-most wins against any NHL franchise in team history.



CAROLINA HURRICANES

TEAM INFORMATION

Home Ice (Cap., Built).....PNC Arena (18,680, 1999)
Mailing Address.....1400 Edwards Mill Road
 Raleigh, NC 27607
Telephone.....919.467.7825
Website.....carolinahurricanes.com
Twitter.....@NHLCanes
Founded.....1979-80 (Relocated from Hartford in 1997)
Stanley Cup Titles.....2006
Colors.....Red, White, Black and Silver

DIRECTORY

Owner/ Governor.....Tom Dundon
Owner/ Alt. Governor.....Peter Karmanos, Jr.
President & General Manager.....Don Waddell
Head Coach.....Rod Brind'Amour
Assistant Coach.....Jeff Daniels
Assistant Coach.....Dean Chynoweth
Goaltending Coach.....Jason Muzzatti

WILD VS. CAROLINA HURRICANES

2019-20 Wild Record: 0-1-1 (0-0-1 at Xcel Energy Center, 0-1-0 at Carolina)

All-Time Wild Record: 12-9-7 (9-3-4 at Xcel Energy Center, 3-6-3 at Carolina) ®

Date	Opp.	Scoring By Period				Shots By Period				Power Plays	Penalties/ Minutes	Game-Winning Goal	Goaltender (Saves-Shots)	Attn.
		1	2	3	OT F	1	2	3	OT T					
11/16	CAR	2	1	0	1 4	9	7	11	1 28	0-2	4-8	Svechnikov (3)	Reimer (32-35)	
	MIN	0	3	0	0 3	10	15	9	1 35	0-3	3-6		Dubnyk (24-28)	17,101
12/7	MIN	1	1	0	— 2	7	10	7	— 24	0-4	3-6		Stalock (34-40)	
	CAR	2	2	2	— 6	12	15	13	— 40	2-3	4-8	Aho (3)	Mrazek (22-24)	*18,680
TOTALS		1	2	3	OT F	1	2	3	OT T	Power Plays (%)	Penalties/ Minutes		Goaltenders (Record, Saves-Shots)	
		CAR	4	3	2	1 10	21	22	24 1 68	2-5 (0.00)	8-16		Reimer (1-0-0, 32-35); Mrazek (1-0-0, 22-24)	
		MIN	1	4	0	0 5	17	25	16 1 59	0-7 (40.0)	6-12		Dubnyk (0-0-1, 24-28); Stalock (34-40)	

SERIES NOTES

2019-20: Minnesota earned a point its first season meeting against Carolina with a 4-3 overtime loss at Xcel Energy Center (11/16) and fell in its second season meeting, 6-2, at PNC Arena (12/7)...D Jonas Brodin led the Wild with two assists...LW Zach Parise, D Carson Soucy and RW Mats Zuccarello each scored...G Devan Dubnyk stopped 24-of-28 shots in the first game...G Alex Stalock made 34 saves in the second game...C Sebastian Aho led the Hurricanes with five points (3-2=5)...LW Teuvo Teravainen tallied four assists...RW Andrei Svechnikov netted two goals...G James Reimer made 32 saves in the first contest...G Petr Mrazek stopped 22-of-24 shots in the second contest.

WILD LEADERS: Parise leads Minnesota with 32 points (19-13=32) in 35 contests against Carolina...Zuccarello has 30 points (8-22=30) in 33 games...C Marcus Johansson owns 17 points (6-11=17) in 34 matches...D Jared Spurgeon has 12 points (1-11=12) in 13 contests...D Ryan Suter owns 11 assists in 21 games.

WILD GOALIES: G Cam Talbot is 5-2-0 with a 2.07 GAA, a .929 SV% and two shutouts in eight career starts vs. the Hurricanes...G Andrew Hammond is 1-0-2 with a 2.53 GAA and a .927 SV% in four games (three starts)...Stalock is 0-2-2 with a 3.90 GAA and a .893 SV% in four starts.

HURRICANES LEADERS: Aho leads Carolina with 13 points (5-8=13) in eight contests against Minnesota...Teravainen has 10 points (2-8=10) in 16 matches...C Jordan Staal owns nine points (4-5=9) in 20 games.

HURRICANES GOALIES: Reimer is 5-4-0 with a 2.28 GAA, a .931 SV% and two shutouts in 10 career games (nine starts) vs. the Wild...Mrazek is 3-2-0 with a 2.38 GAA and a .917 SV% in five starts.

CONNECTIONS: C Victor Rask was selected by the Hurricanes in the second round (42nd overall) of the 2011 NHL Entry Draft and registered 163 points (63-100=163) in 339 games in five seasons (2014-19)...D Jake Gardiner hails from Minnetonka...RW Nino Niederreiter recorded 228 points (110-118=228), including 16 GWG in 434 games with the Wild in six seasons (2013-19)...D Brady Skjei is from Lakeville and skated in three seasons at the University of Minnesota (2012-15).

FAST FACTS: Minnesota has earned points in 15 of its last 20 games against Carolina (10-5-5)...The Wild is on a seven-game point streak against the Hurricanes at Xcel Energy Center (5-0-2) and is 8-2-2 in its last 12 games, scoring three-plus goals in all of those contests.



CHICAGO BLACKHAWKS

TEAM INFORMATION

Home Ice (Cap., Built)..... United Center (19,717, 1994)
Mailing Address..... 1901 W. Madison Street
 Chicago, IL 60612
Telephone..... 312.455.7000
Website..... chicagoblackhawks.com
Twitter..... @NHLBlackhawks
Founded..... 1926-27
Stanley Cup Titles..... 6; 1934, 1938, 1961, 2010, 2013, 2015
Colors..... Red, White and Black

DIRECTORY

Chairman..... W. Rockwell "Rocky" Wirtz
Interim President..... Danny Wirtz
Senior V.P./General Manager..... Stan Bowman
Head Coach..... Jeremy Colliton
Assistant Coach..... Sheldon Brookbank
Assistant Coach..... Tomas Mitell
Assistant Coach..... Marc Crawford
Goaltending Coach..... Jimmy Waite

WILD VS. CHICAGO BLACKHAWKS

2019-20 Wild Record: 1-1-0 (1-0-0 at Xcel Energy Center, 0-1-0 at Chicago)

All-Time Wild Record: 43-29-5 (24-12-3 at Xcel Energy Center, 19-17-2 at Chicago)

Date	Opp.	Scoring By Period					Shots By Period					Power Plays	Penalties/ Minutes	Game-Winning Goal	Goaltender (Saves-Shots)	Attn.
		1	2	3	OT	F	1	2	3	OT	T					
	MIN	1	2	0	-	3	9	11	6	-	26	1-1	3-6		Kahkonen (22-26)	
12/15	CHI	2	1	2	-	5	10	9	8	-	27	1-2	2-4	Saad (3)	Lehner (23-26)	*21,513
	CHI	0	0	2	0	2	4	10	15	0	29	0-3	2-4		Crawford (31-34)	
2/4	MIN	0	2	0	1	3	12	10	7	5	34	1-2	3-6	Dumba (1)	Stalock (27-29)	17,341
	CHI															
3/17	MIN															
	MIN															
3/19	CHI															
	CHI															
	TOTALS	1	2	3	OT	F	1	2	3	OT	T	Plays (%)	Minutes		Goaltenders (Record, Saves-Shots)	
	CHI	2	1	4	0	7	14	19	23	0	56	1-5 (20.0)	4-8		Lehner (1-0-0, 23-36); Crawford (0-0-1, 31-34)	
	MIN	1	4	0	1	6	21	21	13	5	60	2-3 (66.7)	6-12		Kahkonen (0-1-0, 22-26); Stalock (1-0-0, 27-29)	

SERIES NOTES

2019-20: Minnesota went 1-1-0 in two season meetings against Chicago...The Wild lost the first meeting, 5-3, at United Center (12/15) and won the second contest, 3-2 in overtime, at Xcel Energy Center (2/4)...**LW Kevin Fiala** (4-0=4) and **D Ryan Suter** (0-4=4) led the Wild with four points each...**D Matt Dumba** recorded two points (1-1=2)...**G Kaapo Kahkonen** made 22 saves in the first meeting...**G Alex Stalock** made 27 saves in the second meeting...**RW Patrick Kane** (3-0=3) and **C Jonathan Toews** (0-3=3) led the Blackhawks with three points each...**D Connor Murphy** tallied two assists...**G Robin Lehner** made 23 saves in the first meeting...**G Corey Crawford** made 31 saves in the second contest.

WILD LEADERS: Suter leads Minnesota with 45 points (7-38=45) in 77 games against Chicago, his highest point total against any team...**LW Zach Parise** has 16 points (7-9=16) in 36 matches...**D Jared Spurgeon** owns 12 points (3-9=12) in 34 contests.

WILD GOALIES: **G Cam Talbot** is 7-7-1 with a 2.42 GAA, a .924 SV% and two shutouts in 15 games (14 starts) vs. the Blackhawks...Stalock is 2-2-1 with a 2.47 GAA and a .9208 SV% in six games (five starts)...Kahkonen earned the loss in his sole career action, making 22 saves (12/15/19).

BLACKHAWKS LEADERS: Toews owns 50 points (16-34=50) in 47 career games against Minnesota...Kane has 49 points (24-25=49) in 51 contests...**D Duncan Keith** owns 24 points (5-19=24) in 55 matches.

BLACKHAWKS GOALIES: **G Malcolm Subban** is 0-4-0 with a 3.46 GAA and a .891 SV% in five games (four starts) vs. the Wild...**G Collin Delia** is 2-0-0 with a 2.47 GAA and a .937 SV% in two starts.

CONNECTIONS: Minnesota Assistant Coach **Brett McLean** collected 31 points (11-20=31) in 78 career games with Chicago in two seasons (2002-04)...**RW Ryan Hartman** was selected by Chicago in the first round (30th overall) of the 2013 NHL Entry Draft and collected 57 points (27-30=57) in 141 games over four seasons (2014-18)...**D Nick Seeler** hails from Eden Prairie and was drafted by Minnesota in the fifth round (131st overall) of the 2011 NHL Entry Draft...He totaled 11 points (2-9=11) in 99 career games with the Wild (2017-20).

FAST FACTS: Minnesota's 43 all-time wins against Chicago are its third-most against any NHL opponent...The Wild is 13-7-2 in its last 22 games against the Blackhawks...Minnesota is 7-2-2 in the last 11 games played at Xcel Energy Center...During the 2015-16 season, the Wild became the first NHL team to win every game in a season series of at least five contests against Chicago since the Boston Bruins went 8-0-0 in 1938-39...Minnesota won nine straight games against Chicago (1/29/06-1/11/08), tying the franchise record for longest win streak against an NHL opponent.

COLORADO AVALANCHE



TEAM INFORMATION

Home Ice (Cap., Built)..... Ball Arena (17,809, 1999)
Mailing Address..... 1000 Chopper Circle
 Denver, CO 80204
Telephone..... 303.405.1100
Website..... coloradoavalanche.com
Twitter..... @Avalanche
Founded..... 1979-80 (Relocated from Quebec in 1995)
Stanley Cup Titles..... 2; 1996, 2001
Colors..... Burgundy, Silver, Blue and Black

DIRECTORY

Owner..... E. Stanley Kroenke
President & Governor..... Josh Kroenke
EVP/General Manager/Alt. Governor..... Joe Sakic
Head Coach..... Jared Bednar
Assistant Coach..... Nolan Pratt
Assistant Coach..... Ray Bennett
Goaltending Coach..... Jussi Parkkila

WILD VS. COLORADO AVALANCHE

2019-20 Wild Record: 2-2-0 (1-1-0 at Xcel Energy Center, 1-1-0 at Colorado)

All-Time Wild Record: 53-42-11 (29-19-5 at Xcel Energy Center, 24-23-6 at Colorado)

Date	Opp.	Scoring By Period					Shots By Period					Power Plays	Penalties/ Minutes	Game-Winning Goal	Goaltender (Saves-Shots)	Attn.
		1	2	3	OT	F	1	2	3	OT	T					
	MIN	1	1	0	-	2	11	8	12	-	31	1-4	6-12		Dubnyk (28-31)	
10/5	COL	2	1	1	-	4	15	9	8	-	32	1-6	4-8	Landeskog (1)	Grubauer (29-31)	17,090
	COL	0	2	0	-	2	6	10	11	-	27	1-2	5-10		Grubauer (28-31)	
11/21	MIN	0	2	1	-	3	11	13	7	-	31	1-4	3-6	Zucker (1)	Stalock (25-27)	17,574
	MIN	2	1	3	-	6	13	11	9	-	33	1-2	3-6	Rask (2)	Dubnyk (40-44)	
12/27	COL	2	1	1	-	4	15	14	15	-	44	0-3	4-16		Francouz (27-32)	*18,146
	COL	0	3	0	-	3	10	16	7	-	33	1-3	5-13	Landeskog (4)	Francouz (34-36)	
2/9	MIN	0	2	0	-	2	11	15	10	-	36	2-4	4-11		Dubnyk (30-33)	17,444
	COL															
3/23	MIN															
	MIN															
	TOTALS	1	2	3	OT	F	1	2	3	OT	T	Plays (%)	Minutes		Goaltenders (Record, Saves-Shots)	
	COL	4	7	2	-	13	46	49	41	-	136	3-14 (21.4)	18-47		Grubauer (1-1-0, 57-62); Francouz (1-1-0, 61-68)	
	MIN	3	6	4	-	13	46	47	38	-	131	5-14 (35.7)	16-35		Dubnyk (1-2-0, 98-108); Stalock (1-0-0, 25-27)	

SERIES NOTES

2019-20: The Wild went 2-2-0 in four season meetings against the Avalanche...Minnesota lost 4-2 at Pepsi Center (10/5), won 3-2 at Xcel Energy Center (11/21) and 6-4 in Denver (12/27) and lost 3-2 at home (2/9)...**D Ryan Suter** led the Wild with five points (2-3=5)...**LW Kevin Fiala** (1-2=3) and **LW Zach Parise** (1-2=3) had four points each...**RW Mats Zuccarello** tallied two goals...**G Devan Dubnyk** went 1-2-0 with a 3.41 GAA and a .907 SV% in three starts...**G Alex Stalock** made 25 saves in the second game...**C Nathan MacKinnon** (2-3=5) and **D Cale Makar** (2-3=5) led the Avalanche with five points each...**C Pierre-Edouard Bellemare** (2-2=4) and **LW Matt Calvert** (2-2=4) tallied four points each...**LW Gabriel Landeskog** (3-0=3) and **RW Mikko Rantanen** (1-2=3) recorded three points apiece...**G Philipp Grubauer** went 1-1-0 with a 2.56 GAA and a .919 SV% in the first two meetings...**G Pavel Francouz** went 1-1-0 with a 3.54 GAA and a .897 SV% in the last two meetings.

WILD LEADERS: Parise owns 40 points (17-23=40) in 40 contests...Suter has 38 points (5-33=38) in 65 matches...**C Nick Bonino** owns 18 points (4-14=18) in 25 games...Zuccarello has 15 points (4-11=15) in 17 contests.

WILD GOALIES: **G Cam Talbot** is 4-2-0 with a 3.31 GAA and a .884 SV% in seven starts vs. the Avalanche...Stalock is 4-2-0 with a 2.07 GAA and a .916 SV% in eight games (five starts)...**G Andrew Hammond** earned the loss in his sole career action, making 23 saves (2/11/16).

AVALANCHE LEADERS: Landeskog leads the Avalanche with 28 points (15-13=28) in 39 matches against Minnesota...MacKinnon owns 26 points (11-15=26) in 30 games...Rantanen has 19 points (6-13=19) in 17 contests...**LW Brandon Saad** owns 16 points (8-8=16) in 28 matches.

AVALANCHE GOALIES: Grubauer is 3-2-0 with a 2.62 GAA and a .919 SV% in five career starts vs. the Wild...Francouz 1-1-0 with a 3.54 GAA and a .897 SV% in two career starts...**G Hunter Miska** has not faced Minnesota.

CONNECTIONS: Wild Assistant Coach **Darby Hendrickson** skated in 20 games with Colorado in 2003-04...Minnesota Assistant Coach **Brett McLean** totaled 75 points (24-51=75) in 160 games with the Avalanche in two seasons (2005-07)...Hammond appeared in one game with Colorado during the 2017-18 season...**D Erik Johnson** hails from Bloomington...Miska is from North Branch and played one season with the University of Minnesota-Duluth (2016-17).

FAST FACTS: Minnesota has 117 points and 53 wins against Colorado all-time, its second-most points and wins against any franchise...The Wild is 16-10-1 against the Avalanche in the last 27 matches, including six shutout victories...Minnesota has outscored Colorado, 76-67, and has outshot the Avalanche, 874-780 in those 27 games, including a Wild shootout goal...The Wild's three shutouts against Colorado during the 2014-15 campaign marked the second time in franchise history it recorded at least three shutouts against the same opponent in a single season (2006-07 vs. Edmonton)...Minnesota defeated Colorado in seven games in the 2014 and 2003 Western Conference Quarterfinals...The Avalanche won the 2008 Western Conference Quarterfinal series in six games.



COLUMBUS BLUE JACKETS

TEAM INFORMATION

Home Ice (Cap., Built)..... Nationwide Arena (18,144, 2000)
Mailing Address..... 200 W. Nationwide Blvd.
 Columbus, OH 43215
 Telephone..... 614.246.4625
Website..... bluejackets.com
Twitter..... @BlueJacketsNHL
Founded..... 2000-01
Stanley Cup Titles..... None
Colors..... Blue, Red, Silver and White

DIRECTORY

Majority Owner/Governor..... John P. McConnell
President/Alt. Governor..... Mike Priest
General Manager/Alt. Governor..... Jarmo Kekalainen
Head Coach..... John Tortorella
Assistant Coach..... Brad Larsen
Assistant Coach..... Kenny McCudden
Assistant Coach..... Brad Shaw
Goaltending Coach..... Manny Legace

WILD VS. COLUMBUS BLUE JACKETS

2019-20 Wild Record: 2-0-0 (1-0-0 at Xcel Energy Center, 1-0-0 at Columbus)

All-Time Wild Record: 29-22-9 (19-7-5 at Xcel Energy Center, 10-15-4 at Columbus)

Date	Opp.	Scoring By Period					Shots By Period					Power Plays	Penalties/ Minutes	Game-Winning Goal	Goaltender (Saves-Shots)		Attn.
		1	2	3	OT	F	1	2	3	OT	T						
2/25	CBJ	1	0	3	-	4	7	9	12	-	28	0-2	1-2	Fiala (2)	TM	Kivlenieks (35-40)	17,057
	MIN	2	2	1	-	5	17	15	8	-	40	0-1	2-4			Stalock (24-28)	
2/28	MIN	2	2	1	-	5	9	9	8	-	26	1-3	2-4	Eriksson Ek (4)		Stalock (24-24)	
	CBJ	0	0	0	-	0	11	6	7	-	24	0-2	3-6	KORPISALO (11-15); Kivlenieks (10-11)		*18,955	
TOTALS		1	2	3	OT	F	1	2	3	OT	T	Power Plays (%)	Penalties/ Minutes	Goaltenders (Record, Saves-Shots)			
	CBJ	1	0	3	-	4	18	15	19	-	52	0-4 (0.00)	4-8	Kivlenieks (0-1-0, 45-51); Korpisalo (0-1-0, 11-15)			
	MIN	4	4	2	-	10	26	24	16	-	66	1-4 (25.0)	4-8	Stalock (2-0-0, 48-52)			

SERIES NOTES

2019-20: Minnesota swept its season series against Columbus with a 5-4 victory at Xcel Energy Center (2/25) and a 5-0 shutout win at Nationwide Arena (2/28)...**LW Kevin Fiala** led the Wild with four points (2-2=4)...**RW Ryan Hartman** (1-2=3) and **LW Zach Parise** (1-2=3) collected three points each...**G Alex Stalock** went 2-0-0 with a .923 SV% and one shutout in two starts...**C Emil Bemstrom**, **C Pierre-Luc Dubois**, **LW Nick Foligno** and **D Zach Werenski** each scored a goal...**G Mattias Kivlenieks** went 0-1-0 with a 4.19 GAA and a .882 SV% in two games (one start)...**G Joonas Korpisoalo** started the second game and stopped 11-of-15 shots in 32:30 of play.

WILD LEADERS: **D Ryan Suter** leads Minnesota with 32 points (2-30=32) in 59 games vs. Columbus...Parise owns 18 points (12-6=18) in 20 matches...**C Marcus Johansson** has 18 points (8-10=18) in 27 contests...**RW Mats Zuccarello** owns 12 points (6-6=12) in 25 games.

WILD GOALIES: **G Cam Talbot** is 4-4-0 with a 2.89 GAA and a .902 SV% in nine games (eight starts) against the Blue Jackets...Stalock is 4-0-0 with a 2.28 GAA, a .919 SV% and one shutout in five games (four starts).

BLUE JACKETS LEADERS: **C Gustav Nyquist** leads the Blue Jackets with 16 points (6-10=16) in 17 games vs. Minnesota...**C Brandon Dubinsky** has 12 points (3-9=12) in 20 matches...Foligno owns 11 points (5-6=11) in 20 contests...**RW Cam Atkinson** has eight points (6-2=8) in 14 games.

BLUE JACKETS GOALIES: Kivlenieks is 0-1-0 with a 4.19 GAA and a .882 SV% in two games (one start) against the Wild...Korpisoalo earned the loss in his sole career action, stopping 11-of-15 shots (2/28/20)...**G Elvis Merzlikins** has not faced Minnesota.

CONNECTIONS: Wild's **LW Marcus Foligno** is the younger brother of Blue Jackets N. Foligno...**C Mikko Koivu** spent 15 years with Minnesota (2005-20) after being drafted by the Wild in the 2001 NHL Entry Draft (No. 6 overall) and served as the team's first full time captain from 2009-2020...He ranks first in Wild history in games played (1,028), assists (504), points (709), plus/minus rating (+70), PPA (191), SHA (15) and shootout goals (42), ranks second in goals (205), PIM (592), PPG (60) and SHG (10) and ranks third in GWG (33).

FAST FACTS: Minnesota has earned points in 11 of its last 17 meetings against Columbus (8-6-3), including a 4-1-1 record in the last six contests...The Wild is 6-5-1 in its last 12 games at Nationwide Arena and owns a 9-4-4 record in the last 17 games at Xcel Energy Center...The Wild (12-game win streak) and the Blue Jackets (14-game win streak) season meeting on Dec. 31, 2016, marked the first time two teams faced each other while holding win streaks of at least 12 games in the history of the NHL, NBA, MLB, NFL, MLS and WNBA.

DALLAS STARS



TEAM INFORMATION

Home Ice (Cap., Built)..... American Airlines Center (18,532, 2001)
Mailing Address..... 2601 Avenue of the Stars
 Frisco, Texas 75034
 Telephone..... 214.387.5500
Website..... dallasstars.com
Twitter..... @DallasStars
Founded..... 1967-68 (Relocated from Minnesota in 1993)
Stanley Cup Titles..... 1999
Colors..... Victory Green, Silver and Black

DIRECTORY

Owner & Governor..... Tom Gaglardi
President & CEO..... Brad Alberts
Chairman..... Jim Lites
General Manager..... Jim Nill
Head Coach..... Rick Bowness
Assistant Coach..... Todd Nelson
Assistant Coach..... John Stevens
Assistant Coach..... Derek Laxdal
Goaltending Coach..... Jeff Reese

WILD VS. DALLAS STARS

2019-20 Wild Record: 3-1-0 (2-0-0 at Xcel Energy Center, 1-1-0 at Dallas)

All-Time Wild Record: 33-33-13 (22-11-5 at Xcel Energy Center, 11-22-8 at Dallas)

Date	Opp.	Scoring By Period					Shots By Period					Power Plays	Penalties/ Minutes	Game-Winning Goal	Goaltender (Saves-Shots)	Attn.
		1	2	3	OT	F	1	2	3	OT	T					
10/29	MIN	2	1	0	-	3	10	6	6	-	22	2-4	5-10	Radulov (1)	Bishop (8-10); KHUDBOIN (11-12)	17,756
	DAL	0	1	5	-	6	9	10	18	-	37	1-4	5-10			
12/1	DAL	0	1	1	0	2	8	8	11	1	28	1-3	3-6	TM Spurgeon (1)	KHUDBOIN (13-17); Bishop (12-15)	17,096
	MIN	0	1	1	0	3	11	6	9	3	29	2-3	3-6			
1/18	MIN	0	0	0	-	0	7	13	7	-	27	0-1	7-22	Eriksson Ek (2)	Stalock (27-27)	*18,219
	DAL	2	3	2	-	7	12	8	12	-	32	3-3	5-18			
2/7	MIN	0	2	1	-	3	12	8	10	-	30	0-2	6-14		Dubnyk (31-33)	*18,532
	DAL	1	1	0	-	2	16	9	8	-	33	1-6	4-8			
TOTALS		1	2	3	OT	F	1	2	3	OT	T	Power Plays (%)	Penalties/ Minutes	Goaltenders (Record, Saves-Shots)		
	DAL	1	3	6	0	10	40	40	44	1	125	3-14 (21.4)	19-46	Bishop (0-1-1, 74-84); Khudobin (1-1-0, 24-29)		
	MIN	4	7	4	0	16	45	28	37	3	113	7-12 (58.3)	19-48	Stalock (2-1-0, 84-91); Dubnyk (1-0-0, 31-33)		

SERIES NOTES

2019-20: The Wild went 3-1-0 in four season meetings against the Stars...Minnesota lost the first game 6-3 at American Airlines Center (10/29), earned a 3-2 shutout win at Xcel Energy Center (12/1), won 7-0 in Saint Paul (1/18) and recorded a 3-2 victory at Dallas (2/7)...**LW Kevin Fiala** (1-3=4) and **D Ryan Suter** (1-3=4) led the Wild with four points each...**LW Zach Parise** (2-1=3), **D Jared Spurgeon** (1-2=3) and **RW Mats Zuccarello** (1-2=3) tallied three points each...**G Alex Stalock** started the first three games and went 2-1-0 with a 2.29 GAA, a .923 SV% and one shutout...**G Devan Dubnyk** made 31 saves in the last meeting...**C Joe Pavelski** (2-2=4), **RW Alexander Radulov** (3-1=4) and **C Tyler Seguin** (1-3=4) led Dallas with four points apiece...**D Miro Heiskanen** (0-3=3) had three points...**G Ben Bishop** went 0-1-1 with a 3.34 GAA and a .882 SV% in four games (three starts)...**G Anton Khudobin** went 1-1-0 with a 4.67 GAA and a .828 SV% in two games (one start).

WILD LEADERS: Parise leads Minnesota with 34 points (17-17=34) in 37 games against Dallas...Suter owns 27 points (6-21=27) in 60 matches...Spurgeon has 16 points (6-10=16) in 35 contests...**D Matt Dumba** owns 12 points (6-6=12) in 23 games.

WILD GOALIES: **G Cam Talbot** is 3-6-1 with a 3.64 and a .878 SV% in 10 starts vs. the Stars...Stalock is 6-5-0 with a 2.87 GAA and a .910 SV% in 11 starts...**G Andrew Hammond** recorded the loss in his sole career action, stopping 23-of-25 shots (3/6/16).

STARS LEADERS: Seguin leads Dallas with 39 points (15-24=39) in 33 games against Minnesota...LW Jamie Benn has 37 points (14-23=37) in 44 matches...Pavelski owns 37 points (19-18=37) in 45 contests...**D John Klingberg** has 19 points (6-13=19) in 26 games...Radulov owns 16 points (6-10=16) in 21 matches.

STARS GOALIES: Bishop is 6-5-1 with a 1.91 GAA, a .930 SV% and one shutout in 15 games (13 starts) vs. the Wild...Khudobin is 2-3-0 with a 3.26 GAA and a .876 SV% in six games (four starts).

CONNECTIONS: Minnesota General Manager **Bill Guerin** recorded 159 points (72-87=159) and 337 PIM in 216 games with Dallas...Wild Head Coach **Dean Evason** skated in two seasons with the Stars totaling 59 points (19-40=59) and 114 PIM in 127 games (1993-95)...Minnesota Assistant Coach **Brett McLean** was drafted by Dallas in the ninth round (242nd overall) of the 1997 NHL Entry Draft...**G Greg Pateryn** collected 16 points (1-15=16), 56 PIM and 180 hits in parts of two seasons with Dallas (2016-18)...**RW Mats Zuccarello** tallied three points (1-2=3) in two regular season games and added 11 points (4-7=11) in 13 playoff games last season (2018-19)...Khudobin was selected by Minnesota in the seventh round (206th overall) of the 2004 NHL Entry Draft and went 4-1-0 with a 1.39 GAA, a .955 SV% and one shutout in six games with the Wild and made his NHL debut with Minnesota (2/4/10)...**G Jake Oettinger** hails from Lakeville.

FAST FACTS: Minnesota is 15-8-5 in its last 28 games against Dallas...The Wild is 11-3-3 in the last 17 games against the Stars at Xcel Energy Center...Minnesota has points in nine of the last 15 games (7-6-2) played at American Airlines Center...Minnesota was defeated by Dallas in six games in its 2016 Western Conference Quarterfinal series.



DETROIT RED WINGS

TEAM INFORMATION

Home Ice (Cap., Built)..... Little Caesars Arena (19,515, 2017)
Mailing Address..... 2525 Woodward Avenue
Detroit, MI 48201
Telephone..... 313.471.7000
Website..... detroitredwings.com
Twitter..... @DetroitRedWings
Founded..... 1926-27
Stanley Cup Titles..... 11; 1936, 1937, 1943, 1950, 1952, 1954
1955, 1997, 1998, 2002, 2008
Colors..... Red and White

WILD VS. DETROIT RED WINGS

2019-20 Wild Record: 2-0-0 (1-0-0 at Xcel Energy Center, 1-0-0 at Detroit)

All-Time Wild Record: 21-28-12 (11-10-9 at Xcel Energy Center, 10-18-3 at Detroit)

Date	Opp.	Scoring By Period					Shots By Period					Power Plays	Penalties/ Minutes	Game-Winning Goal	Goaltender (Saves-Shots)	Attn.
		1	2	3	OT	F	1	2	3	OT	T					
1/22	DET	2	0	0	-	2	11	5	11	-	27	1-2	0-0		Howard (29-33)	17,212
	MIN	1	3	0	-	4	12	15	6	-	33	0-0	2-4	Zucker (2)	Dubnyk (25-27)	
2/27	MIN	3	3	1	-	7	10	10	6	-	26	1-4	3-6	Donato (1)	Stalock (25-26)	17,663
	DET	0	1	0	-	1	9	10	7	-	26	0-3	4-8		HOWARD (12-17); Bernier (7-9)	
TOTALS		1	2	3	OT	F	1	2	3	OT	T	Power Plays (%)	Penalties/ Minutes	Goaltenders (Record, Saves-Shots)		
	DET	2	1	0	-	3	20	15	18	-	53	1-5 (20.0)	4-8		Howard (0-2-0, 41-50); Bernier (0-0-0, 7-9)	
	MIN	4	6	1	-	11	22	25	12	-	59	1-4 (25.0)	5-10		Dubnyk (1-0-0, 25-27); Stalock (1-0-0, 25-26)	

SERIES NOTES

2019-20: Minnesota swept its season series against Detroit with a 4-2 victory at Xcel Energy Center (1/22) and a 7-1 win at Little Caesars Arena (2/27)...D Matt Dumba led the Wild with five points (2-3=5)...LW Kevin Fiala tallied four points (1-3=4)...RW Mats Zuccarello collected three points (1-2=3)...G Devan Dubnyk stopped 25-of-27 shots in the first game...G Alex Stalock made 25 saves in the second game...D Trevor Daley (0-2=2) and RW Filip Zadina (2-0=2) led the Red Wings with two points each...G Jimmy Howard went 0-2-0 with a 6.16 GAA and a .820 SV% in two starts...G Jonathan Bernier made seven saves in relief in the second contest.

WILD LEADERS: D Ryan Suter paces the Wild with 30 points (4-26=30) in 64 games against Detroit...LW Zach Parise owns 24 points (12-12=24) in 21 matches...C Marcus Johansson has 13 points (4-9=13) in 24 contests...Zuccarello owns 11 points (4-7=11) in 18 games.

WILD GOALIES: G Cam Talbot is 4-2-2 with a 2.60 GAA and a .913 SV% in eight starts vs. the Red Wings...G Andrew Hammond is 2-1-0 with a 1.91 GAA and a .916 SV% in four games (three starts)...Stalock earned the win in his sole career action, making 25 saves (2/27/20).

RED WINGS LEADERS: C Valteri Filppula leads the Red Wings with 20 points (5-15=20) in 40 games against Minnesota...C Sam Gagner has 18 points (3-15=18) in 43 matches...C Dylan Larkin owns nine points (2-7=9) in 10 contests.

RED WINGS GOALIES: Bernier is 4-5-4 with a 1.93 GAA, a .930 SV% and three shutouts in 14 games (12 starts) vs. the Wild...G Thomas Greiss is 5-3-0 with a 2.51 GAA and a .917 SV% in eight career starts.

FAST FACTS: Minnesota is 9-4-3 in its last 16 games against Detroit with eight of those games decided by one goal...The Wild has earned a point in six of its last eight games in Detroit (4-2-2)...Minnesota has earned a point in 14 of the last 17 meetings at Xcel Energy Center (8-3-6).

DIRECTORY

President & CEO..... Christopher Ilitch
Executive V.P. & General Manager..... Steve Yzerman
Head Coach..... Jeff Blashill
Assistant Coach..... Dan Bylsma
Assistant Coach..... Doug Houda
Goaltending Coach..... Jeff Salajko

EDMONTON OILERS



TEAM INFORMATION

Home Ice (Cap., Built)..... Rogers Place (18,347, 2016)
Mailing Address..... 10214 - 104 Ave. NW, #300
Edmonton, Alberta T5J 0H6
Telephone..... 780.414.4000
Website..... edmontonoilers.com
Twitter..... @EdmontonOilers
Founded..... 1979-80
Stanley Cup Titles..... 5; 1984, 1985, 1987, 1988, 1990
Colors..... Midnight Blue, White, Metallic Copper, Red

WILD VS. EDMONTON OILERS

2019-20 Wild Record: 3-0-0 (2-0-0 at Xcel Energy Center, 1-0-0 at Edmonton)

All-Time Wild Record: 55-29-10 (29-15-3 at Xcel Energy Center, 26-14-7 at Edmonton)

Date	Opp.	Scoring By Period					Shots By Period					Power Plays	Penalties/ Minutes	Game-Winning Goal	Goaltender (Saves-Shots)	Attn.	
		1	2	3	OT	F	1	2	3	OT	T						
10/22	EDM	0	0	0	—	0	8	9	8	—	25	0-2	4-8	Staal (1)	DUBNYK (9-9); Stalock (16-16)	Smith (27-30)	17,189
	MIN	3	0	0	—	3	12	10	8	—	30	1-3	3-6				
12/12	EDM	1	1	3	—	5	9	10	14	—	33	1-2	2-7	Kunin (1)	Kahkonen (28-33)	Smith (20-26)	17,271
	MIN	2	2	2	—	6	7	10	9	—	26	0-1	3-9				
2/21	MIN	1	2	2	—	5	17	12	10	—	39	0-2	2-4	Spurgeon (2)	Stalock (23-26)	Kahkonen (28-33)	17,055
	EDM	2	1	0	—	3	10	8	8	—	26	0-2	2-4				
TOTALS		Scoring By Period					Shots By Period					Power Plays (%)	Penalties/ Minutes	Goaltenders (Record, Saves-Shots)			
	EDM	3	2	3	—	8	27	27	30	—	84	1-6 (16.7)	8-19	Smith (0-2-0, 47-56); Koskinen (0-1-0, 34-38)			
	MIN	6	4	4	—	14	36	32	27	—	95	1-6 (16.7)	8-19	Dubnyk (1-0-0, 9-9); Stalock (1-0-0, 39-42); Kahkonen (1-0-0, 28-33)			

SERIES NOTES

2019-20: Minnesota swept the season series with a 3-0 shutout at Xcel Energy Center (10/22), a 6-5 home win (12/12) and a 5-3 victory at Edmonton (2/21)...C Eric Staal led the Wild with six points (3-3=6)...RW Jordan Greenway (1-3=4) and D Carson Soucy (1-3=4) tallied four points each...D Jared Spurgeon recorded his first career hat trick (natural) in the third meeting...D Ryan Suter and RW Mats Zuccarello notched three assists each...G Devan Dubnyk started the first game, stopping all nine shots faced in 21:59 TOI...G Kaapo Kahkonen stopped 28-of-33 shots in the second meeting...G Alex Stalock went 1-0-0 with a 1.84 GAA and a .929 SV% in two games (one start)...C Ryan Nugent-Hopkins led the Oilers with four points (2-2=4)...D Ethan Bear (0-2=2), D Oscar Klefbom (1-1=2), C Connor McDavid (1-1=2), LW James Neal (1-1=2) and RW Kailer Yamamoto (0-2=2) tallied two points each...G Mike Smith went 0-2-0 with a 4.56 GAA and a .839 SV% in two starts...G Mikko Koskinen made 34 saves in the third meeting.

WILD LEADERS: Suter leads Minnesota with 25 points (5-20=25) in 52 matches against Edmonton...C Nick Bonino owns 18 points (6-12=18) in 32 contests...LW Zach Parise has 17 points (9-8=17) in 28 games...Zuccarello owns 15 points (4-11=15) in 14 contests.

WILD GOALIES: G Cam Talbot is 2-1-0 with a 2.16 GAA, a .936 SV% and one shutout in four games (three starts) vs. the Oilers...Stalock is 4-2-0 with a 2.42 GAA and a .917 SV% in eight games (six starts)...G Andrew Hammond made 14 saves in relief in his sole career action (2/4/16)...Kahkonen earned the win in his sole career action, stopping 38-of-33 shots (12/12/19).

OILERS LEADERS: Nugent-Hopkins leads the Oilers with 20 points (9-11=20) in 27 contests against the Wild...McDavid owns 16 points (7-9=16) in 14 matches...Neal has 16 points (9-7=16) in 29 games...D Tyson Barrie owns 15 points (4-11=15) in 30 contests.

OILERS GOALIES: Smith is 6-14-2 with a 2.48 GAA, a .910 SV% and three shutouts in 23 games (21 starts) vs. the Wild...Koskinen is 0-1-0 with a 4.06 GAA and a .895 SV% in one career start.

CONNECTIONS: Minnesota General Manager Bill Guerin collected 161 points (79-82=161) and 354 PIM in 211 games with Edmonton in parts of four seasons (1997-01)...Spurgeon is an Edmonton native...Talbot went 104-95-19 with a 2.74 GAA, a .912 SV% and 12 shutouts in 227 games (222 starts) in four seasons with the Oilers (2015-19)...RW Josh Archibald played two seasons at Brainerd High School (2009-11)...LW Tyler Ennis recorded 22 points (8-14=22) in 73 games with the Wild in 2017-18.

FAST FACTS: The Wild's 120 points, 55 wins and 26 road wins vs. Edmonton are its most against any franchise...The 29 victories at Xcel Energy Center are tied for the most against any franchise...The Wild is 18-7-1 in the last 26 games against the Oilers...Minnesota is 15-3-0 in its last 18 games in Edmonton, including an eight-game win streak (2/21/13-1/31/17) - the longest road win streak in team history...Minnesota is 25-6-1 in the last 32 games against Edmonton at Xcel Energy Center (since 2/25/07)...The Wild won 17 straight games against the Oilers in Saint Paul (2/25/07-10/13/11) - the longest home win streak against an NHL opponent in franchise history.



FLORIDA PANTHERS

TEAM INFORMATION

Home Ice (Cap., Built).....BB&T Center (19,512, 1998)
Mailing Address.....One Panther Parkway
 Sunrise, FL 33323
 954.835.7000
Telephone.....floridapanthers.com
Website.....@FlaPanthers
Twitter.....1993-94
Founded.....None
Stanley Cup Titles.....Red, Navy, Yellow and Gold
Colors.....

DIRECTORY

Chairman, Owner & Governor.....Vincent J. Viola
Vice Chairman, Partner & Alt. Gov......Douglas A. Cifu
President & CEO.....Matthew Caldwell
General Manager.....Bill Zito
Head Coach.....Joel Quenneville
Assistant Coach.....Andrew Brunette
Assistant Coach.....Derek MacKenzie
Assistant Coach.....Ulf Samuelsson
Goaltending Coach.....Robb Tallas

WILD VS. FLORIDA PANTHERS

2019-20 Wild Record: 1-1-0 (0-1-0 at Xcel Energy Center, 1-0-0 at Florida)

All-Time Wild Record: 18-6-3 (10-1-2 at Xcel Energy Center, 8-5-1 at Florida)

Date	Opp.	Scoring By Period				Shots By Period				Power Plays	Penalties/Minutes	Game-Winning Goal	Goaltender (Saves-Shots)	Attn.
		1	2	3	OT F	1	2	3	OT T					
	MIN	0	2	2	4	5	9	12	26	0-1	3-6	Soucy (1)	Kahkonen (44-46)	
12/3	FLA	2	0	0	2	13	19	14	46	1-3	1-2		Driedger (22-25)	10,167
	MIN	1	1	3	5	7	9	9	25	1-2	4-8		Bobrovsky (29-33)	
1/20	MIN	1	1	2	4	13	7	13	33	2-4	2-4	Acciari (5)	Stalock (20-25)	17,255
TOTALS													Goaltenders (Record, Saves-Shots)	
	FLA	3	1	3	7	20	28	23	71	2-5 (20.0)	5-10		Driedger (0-1-0, 22-25); Bobrovsky (1-0-0, 29-33)	
	MIN	1	3	4	8	18	16	25	59	2-5 (20.0)	5-10		Kahkonen (1-0-0, 44-46); Stalock (0-1-0, 20-25)	

SERIES NOTES

2019-20: The Wild took the first season meeting against the Panthers with a 4-2 win at BB&T Center (12/3) and fell in the second season meeting, 5-4, at Xcel Energy Center (1/10)...C Luke Kunin led the Wild with three goals...D Jonas Brodin (0-2=2), C Joel Eriksson Ek (0-2=2), LW Zach Parise (1-1=2), D Jared Spurgeon (1-1=2) and D Ryan Suter (0-2=2) each tallied two points...G Kaapo Kahkonen stopped 44-of-46 shots in the first contest...G Alex Stalock made 20 saves in the second contest...D Keith Yandle led the Panthers with five points (1-4=5)...C Aleksander Barkov registered three points (2-1=3)...LW Jonathan Huberdeau (1-1=2) and C Frank Vatrano (0-2=2) collected two points apiece...G Chris Driedger made 22 saves in the first game...G Sergei Bobrovsky stopped 29-of-33 shots in the second game.

WILD LEADERS: Parise leads Minnesota with 28 points (14-14=28) in 37 contests against Florida...RW Mats Zuccarello has 24 points (13-11=24) in 23 matches...Suter owns 17 points (2-15=17) in 23 games...C Marcus Johansson has 14 points (4-10=14) in 26 contests.

WILD GOALIES: G Cam Talbot is 7-3-0 with a 2.48 GAA, a .925 SV% and one shutout in 10 starts vs. the Panthers...Stalock is 2-2-0 with a 2.82 GAA, a .905 SV% and one shutout in five games (four starts)...G Andrew Hammond earned the win in his sole career action, stopping 21-of-22 shots (2/21/15)...Kahkonen earned the win in his sole career action, making 44 saves (12/3/19).

PANTHERS LEADERS: Yandle leads Florida with 18 points (3-15=18) in 37 games against Minnesota...Barkov has 16 points (4-12=16) in 14 matches...RW Patric Hornqvist owns 15 points (7-8=15) in 28 contests...Huberdeau has 11 points (6-5=11) in 12 games...D Anton Stralman owns 10 points (2-8=10) in 19 matches.

PANTHERS GOALIES: Bobrovsky is 10-3-1 with a 1.97 GAA, a .932 SV% and one shutout in 14 career starts vs. the Wild...Driedger recorded the loss, stopping 22-of-25 shots in his sole career action against Minnesota (12/3/19).

CONNECTIONS: Wild Assistant Coach Brett McLean recorded 56 points (21-35=56) in 147 games with Florida in two seasons (2007-09)...C Nick Bjugstad was drafted by the Panthers in the first round (19th overall) of the 2010 NHL Entry Draft...He totaled 191 points (87-104=191) in 394 contests with the Panthers in seven seasons (2012-2019)...Panthers Assistant Coach Andrew Brunette recorded 321 points (119-202=321) in 489 games with the Wild during six seasons (2001-04, 2008-11)...He also spent five seasons in Minnesota's hockey operations department (2014-19) as an Assistant Coach, Hockey Operations Advisor, Assistant General Manager and Director of Player Personnel.

FAST FACTS: Minnesota went 10-0-1 against Florida from Nov. 29, 2001-Dec. 13, 2018 at Xcel Energy Center — its second-longest home point streak against an NHL team in franchise history...The Wild's 18 career wins against the Panthers are tied for its third-most wins against an Eastern Conference opponent.

LOS ANGELES KINGS



TEAM INFORMATION

Home Ice (Cap., Built).....STAPLES Center (18,230, 1999)
Office Mailing Address.....555 N. Nash St.
 El Segundo, CA 90245
 310.535.4500
Telephone.....lakings.com
Website.....@LAKings
Twitter.....1967-68
Founded.....2; 2012, 2014
Stanley Cup Titles.....Black, White and Silver
Colors.....

DIRECTORY

Owner.....Philip F. Anschutz
Owner.....Edward P. Roski, Jr.
President, Alt. Gov......Luc Robitaille
Vice President & General Manager.....Rob Blake
Head Coach.....Todd McLellan
Assistant Coach.....Trent Yawney
Assistant Coach.....Marco Sturm
Goaltending Coach.....Bill Ranford

WILD VS. LOS ANGELES KINGS

2019-20 Wild Record: 1-2-0 (1-0-0 at Xcel Energy Center, 0-2-0 at Los Angeles)

All-Time Wild Record: 32-21-15 (18-8-8 at Xcel Energy Center, 14-13-7 at Los Angeles)

Date	Opp.	Scoring By Period				Shots By Period				Power Plays	Penalties/Minutes	Game-Winning Goal	Goaltender (Saves-Shots)	Attn.
		1	2	3	OT F	1	2	3	OT T					
	LA	0	1	0	1	10	14	7	31	0-3	3-6		Quick (22-27)	
10/26	MIN	1	1	3	5	8	5	14	27	0-3	3-6	Staal (2)	Stalock (30-31)	17,444
	MIN	0	1	0	1	11	8	9	28	0-3	3-14		Dubnyk (32-34)	
11/12	LA	1	1	1	3	11	11	13	35	0-2	3-6	Carter (2)	Quick (27-28)	16,099
	MIN	0	1	2	3	8	8	12	28	0-3	4-8		Stalock (28-34)	
3/7	LA	1	3	3	7	10	13	12	35	0-4	3-6	Brown (1)	Petersen (25-28)	16,082
TOTALS													Goaltenders (Record, Saves-Shots)	
	LA	2	5	4	11	31	38	32	101	0-9 (0.00)	9-18		Quick (1-1-0, 49-55); Petersen (1-0-0, 25-28)	
	MIN	1	3	5	9	27	21	35	83	0-9 (0.00)	10-28		Stalock (1-1-0, 58-65); Dubnyk (0-1-0, 32-34)	

SERIES NOTES

2019-20: Minnesota went 1-2-0 in three season meetings against Los Angeles...The Wild earned a 5-1 victory in the first meeting at Xcel Energy Center (10/26), fell 3-1 in the second meeting at STAPLES Center (11/12) and dropped the final meeting, 7-3, in Los Angeles (3/7)...D Matt Dumba (1-2=3) and LW Marcus Foligno (1-2=3) each led the Wild with three points...D Jonas Brodin (0-2=2), D Jared Spurgeon (2-0=2) and RW Mats Zuccarello (0-2=2) tallied two points apiece...G Alex Stalock went 1-1-0 with a 3.52 GAA and a .892 SV% in two starts...G Devan Dubnyk made 32 saves in the second contest...C Anze Kopitar led the Kings with five points (2-3=5)...RW Dustin Brown registered four points (3-1=4)...LW Alex Lafallo tallied three assists...G Jonathan Quick went 1-1-0 with a 3.00 GAA and a .891 SV% in two starts...G Calvin Petersen stopped 25-of-28 shots in the third contest.

WILD LEADERS: D Ryan Suter leads Minnesota with 25 points (1-24=25) in 49 games against Los Angeles...LW Zach Parise has 19 points (7-12=19) in 29 matches...Zuccarello owns 11 points (3-8=11) in 17 contests.

WILD GOALIES: G Cam Talbot is 7-9-0 with a 2.81 GAA, a .910 SV% and one shutout in 18 games (16 starts) vs. the Kings...Stalock is 2-3-1 with a 2.93 GAA and a .899 SV% in seven games (six starts)...G Andrew Hammond earned the win in his sole career action, stopping all 35 shots faced (2/26/15).

KINGS LEADERS: Kopitar leads Los Angeles with 39 points (13-26=39) in 48 matches against Minnesota...Brown has 30 points (15-15=30) in 50 games...C Jeff Carter owns 23 points (12-11=23) in 32 contests...D Drew Doughty owns 22 points (3-19=22) in 39 matches.

KINGS GOALIES: Quick is 14-8-5 with a 2.57 GAA and a .900 SV% in 27 career starts vs. the Wild...Petersen earned the win in his sole career action, making 25 saves (3/7/20).

CONNECTIONS: Minnesota Goaltending Coach Frederic Chabot went 3-3-2 with a 3.14 GAA and a .891 SV% in 12 games (nine starts) with the Kings during the 1997-98 season...Los Angeles Head Coach Todd McLellan coached the Wild's prospects in Cleveland (2000-01) and Houston (2001-05)...D Mikey Anderson hails from Fridley and skated one season at Hill-Murray (2013-14) and two seasons at the University of Minnesota-Duluth (2017-19)...C Blake Lizotte is a Lindstrom native and played two seasons at St. Cloud State University (2017-19).

FAST FACTS: Minnesota is 9-3-4 in the last 16 games against Los Angeles and 17-9-5 in its last 31 games against the Kings with 13 of those games decided in extra sessions...Minnesota is 17-4-5 in the last 26 contests played at Xcel Energy Center, including an active eight-game point streak since March 28, 2015 (7-0-1) — tied for the longest active point streak against any NHL team...The Wild owns points in seven of its last 11 games at STAPLES Center (4-4-3).



Home Ice (Cap., Built).....	Bell Centre (21,302, 1996)
Mailing Address.....	1909 Avenue des Canadiens-de-Montreal Montreal, Quebec H3B 5E8
Telephone.....	514.932.2582
Website.....	canadiens.com
Twitter.....	@CanadiensMTL
Founded.....	1909-10
Stanley Cup Titles.....	24; 1916, 1924, 1930, 1931, 1944, 1946, 1953, 1956, 1957, 1958, 1959, 1960, 1965, 1966, 1968, 1969, 1971, 1973, 1976, 1977, 1978, 1979, 1986, 1993
Colors.....	Red, White and Blue

2019-20 Wild Record: 1-1-0 (1-0-0 at Xcel Energy Center, 0-1-0 at Montreal)
All-Time Wild Record: 15-7-3 (9-2-1 at Xcel Energy Center, 6-5-2 at Montreal)

Date	Opp.	Scoring By Period					Shots By Period					Power Plays	Penalties/ Minutes	Game-Winning Goal	Goaltender (Saves-Shots)		Attn.
		1	2	3	OT	F	1	2	3	OT	T				(Saves-Shots)	(Saves-Shots)	
10/17	MIN	0	0	0	—	0	6	6	5	—	17	0-5	7-17	Mete (1)	Stalock (29-33)		20,419
	MTL	3	0	1	—	4	15	7	11	—	33	1-5	7-17		Price (17-17)		
10/20	MTL	0	2	1	—	3	7	12	14	—	33	1-2	4-10	Parise (1)	Kinkaid (29-33)		17,344
	MIN	1	1	2	—	4	19	9	5	—	33	2-5	2-4		Dubnyk (30-33)		
TOTALS		1	2	3	OT	F	1	2	3	OT	T	Power Plays (%)	Penalties/ Minutes	Goaltenders (Record, Saves-Shots)			
	MTL	3	2	2	—	7	22	19	25	—	66	2-7 (28.6)	11-27	Price (1-0-0, 17-17); Kinkaid (29-33)			
	MIN	1	1	2	—	4	25	15	10	—	50	2-10 (20.0)	9-21	Stalock (0-1-0, 29-33); Dubnyk (1-0-0, 30-33)			

2019-20: Minnesota split its season series against Montreal, falling in its first season meeting, 4-0, at Bell Centre (10/17) and earning a 4-3 victory in the second season meeting at Xcel Energy Center (10/20)...C Mikko Koivu (0-2=2) and LW Jason Zucker (1-1=2) each led the Wild with two points...G **Alex Stalock** stopped 29-of-33 shots in the first game...G Devan Dubnyk made 29 saves in the second game...C **Phillip Danault** (2-0=2), RW **Brendan Gallagher** (1-1=2) and D **Jeff Petry** (0-2=2) each led the Canadiens with two points...G **Carey Price** made all 17 saves in the first contest...G Keith Kinkaid stopped 29-of-33 shots in the second contest.

WILD LEADERS: LW **Zach Parise** leads Minnesota with 29 points (16-13=29) in 36 contests against Montreal...C **Marcus Johansson** has 16 points (4-12=16) in 26 matches...LW **Marcus Foligno** owns 13 points (6-7=13) in 28 games...D **Ryan Suter** has 12 points (2-10=12) in 19 matches.

WILD GOALIES: G **Cam Talbot** is 4-2-1 with a 1.63 GAA, a .940 SV% and two shutouts in seven career starts vs. the Canadiens...G **Andrew Hammond** is 3-0-0 with a 1.33 GAA, a .961 SV% and one shutout in three career starts...Stalock is 1-1-0 with a 2.00 GAA, a .925 SV% and one shutout in two starts.

CANADIENS LEADERS: D Shea Weber leads Montreal with 26 points (6-20=26) in 47 games against Minnesota. ...RW Tyler Toffoli has 11 points (4-7=11) in 20 matches. ...Gallagher owns eight points (5-3=8) in 11 contests. ...RW Joel Armia has seven points (4-3=7) in 11 games.

CANADIENS GOALIES: Price is 5-7-0 with a 2.71 GAA, a .898 SV% and one shutout in 13 games (12 starts) vs. the Wild...**G Jake Allen** is 8-4-2 with a 2.60 GAA and a .906 SV% in 18 games (15 starts)...**G Charlie Lindgren** earned the loss in his sole career against Minnesota, stopping 32-of-34 shots (11/9/17).

CONNECTIONS: Minnesota Wild Assistant General Manager **Tom Kurvers** was selected by Montreal in the seventh round (145th overall) of the 1981 NHL Entry Draft and collected 75 points (17-58-75) and 66 PIM in 138 games with the Canadiens in parts of three seasons (1984-1987)...Minnesota Goaltending Coach **Fredric Chabot** went 1-4-1 with a 2.63 GAA and a .899 SV% in 16 games (seven starts) with the Canadiens in parts of four seasons (1990-91; 1992-94; 1998-99)...Wild Amateur Scout **Guy Lapointe** helped the Canadiens win six Stanley Cups and his jersey (#5) was retired by Montreal on Nov. 18, 2014...D **Greg Paterny** totaled 13 points (2-11=13) and 53 PIM in 82 games with Montreal (2012-2017)...Lindgren hails from Lakeville and played three seasons at St. Cloud State University (2013-16)...D **Gustav Olofsson** was drafted by Minnesota in the second round (46th overall) of the 2013 NHL Entry Draft and tallied 11 assists in 56 games with the Wild in three seasons (2015-18)...C **Ryan Poehling** is from Lakeville and skated in three seasons with St. Cloud State (2016-19).

FAST FACTS: Minnesota recorded a nine-game win streak against Montreal (12/3/14-1/7/19), outscoring the Canadiens, 36-10...The nine-game win streak tied the franchise record for longest winning streak vs. a NHL opponent...Minnesota has won each of the last seven games played at Xcel Energy Center (11/1/13-10/20/19) – its second-longest active home win streak against an NHL opponent.

Owner, President and CEO	Geoff Molson
Executive Vice President/General Manager	Marc Bergevin
Head Coach	Klaude Julien
Associate Coach	Cirk Muller
Assistant Coach	Dominique Ducharme
Assistant Coach	Luke Richardson
Goaltending Coach	Stephane Waite

NASHVILLE PREDATORS

Home Ice (Cap., Built).....	Bridgestone Arena (17,159, 1996)
Mailing Address.....	501 Broadway Nashville, TN 37203
Telephone.....	615.770.2000
Website.....	nashvillepredators.com
Twitter.....	@PredsNHL
Founded.....	1998-99
Stanley Cup Titles.....	None
Colors.....	Navy Blue, Predators Gold and White

Chairman, Governor & Owner	Herbert Fritch
President, CEO & Alt. Gov.	Sean Henry
GM, Alt. Gov. & Pres. of Hockey Ops.	David Poile
Head Coach	John Hynes
Assistant Coach	Dan Hinote
Assistant Coach	Todd Richards
Assistant Coach	Dan Lambert
Goaltending Coach	Ben Vanderklok

2019-20 Wild Record: 1-2-0 (1-0-0 at Xcel Energy Center, 0-2-0 at Nashville)
All-Time Wild Record: 33-33-11 (20-13-5 at Xcel Energy Center, 13-20-6 at Nashville)

Date	Opp.	Scoring By Period					Shots By Period					Power Plays	Penalties/ Minutes	Game-Winning Goal	Goaltender (Saves-Shots)	Attn.
	MIN	0	2	0	–	2	6	6	12	–	24	1-3	2-4		Dubnyk (27-31)	
10/3	NSH	0	1	4	–	5	14	8	10	–	32	0-2	3-6	Watson (1)	Rinne (22-24)	*17,455
	MIN	0	0	0	–	0	13	5	8	–	26	0-2	1-2		Stalock (17-21)	
10/24	NSH	0	2	2	–	4	4	9	8	–	21	0-1	2-4	Salomaki (1)	Rinne (26-26)	*17,386
	NSH	0	0	1	–	1	6	15	17	–	38	1-5	7-14		Saros (30-33)	
3/3	MIN	2	0	1	–	3	12	10	11	–	33	0-7	5-10	Fiala (3)	Stalock (37-38)	17,242
	NSH															
3/15	MIN	GAME CANCELLED DUE TO COVID-19														
	MIN															
4/4	NSH	GAME CANCELLED DUE TO COVID-19														
TOTALS		Scoring By Period					Shots By Period					Power Plays (%)	Penalties/ Minutes		Goaltenders (Record, Saves-Shots)	
	NSH	0	3	7	–	10	24	32	35	–	91	1-8 (12.5)	12-24		Rinne (2-0-0, 48-50); Saros (0-1-0, 30-33)	
	MIN	2	2	1	–	5	31	21	31	–	83	1-12 (8.3)	8-16		Dubnyk (0-1-0, 27-31); Stalock (1-1-0, 54-59)	

2019-20: Minnesota went 1-2-0 in three season meetings against Nashville...The Wild fell in its season opener against the Predators, 5-2, at Bridgestone Arena (10/3), suffered a 4-0 shutout loss in the second meeting in Nashville (10/24) and earned a 3-1 victory in the third meeting at Xcel Energy Center (3/3)...**LW Kevin Fiala** (1-1=2) and **D Ryan Suter** (0-2=2) led Minnesota with two points each...**G Devan Dubnyk** stopped 27-of-31 shots in the first contest...**G Alex Stalock** went 1-1-0 with a 2.51 GAA and a .915 SV% in two starts...**C Matt Duchene** (0-3=3), **LW Filip Forsberg** (1-2=3) and **D Roman Josi** (0-3=3) led the Predators with three points apiece...**G Pekka Rinne** went 2-0-0 with a 1.00 GAA, a .960 SV% and one shutout in two starts...**G Juuse Saros** stopped 30-of-33 shots in the third contest.

WILD LEADERS: LW **Zach Parise** leads Minnesota with 25 points (14-11=25) in 33 games vs. Nashville...Suter has 20 points (2-18=20) in 34 matches...D **Jared Spurgeon** owns 12 points (3-9=12) in 33 contests...C **Marcus Johansson** has 11 points (2-9=11) in 15 games.

WILD GOALIES: G **Cam Talbot** is 2-9-1 with a 2.45 GAA, a .915 SV% and one shutout in 12 career starts against the Predators...**Stalock** is 1-5-1 with a 2.71 GAA and a .917 SV% in seven starts.

PREDATORS LEADERS: Duchene leads the Predators with 24 points (7-17=24) in 46 contests vs. Minnesota...C **Ryan Johansen** owns 20 points (5-15=20) in 28 matches...Forsberg has 18 points (12-6=18) in 25 games...Josi owns 18 points (9-9=18) in 34 contests...RW **Brad Richardson** has 17 points (7-10=17) in 41 matches.

PREDATORS GOALIES: Rinne is 20-12-4 with a 2.37 GAA, a .915 SV% and five shutouts in 37 games (35 starts) against the Wild...Saros is 3-1-0 with a 1.24 GAA, a .957 SV% and two shutouts in four starts.

CONNECTIONS: C **Nick Bonino** collected 95 points (47-48=95) in 219 contests with Nashville in three seasons (2017-20)... **RW Ryan Hartman** recorded 26 points (13-13=26) in 85 games in parts of two seasons with the Predators (2017-19)... **D Brad Hunt** skated in three games with Nashville during the 2016-17 campaign... **F** **Fiala** was selected by the Predators in the first round (11th overall) of the 2014 NHL Entry Draft and collected 97 points (45-52=97) in 204 games in five seasons (2014-19)... **S** **Suter** was selected seventh overall by Nashville in the 2003 NHL Entry Draft and scored 238 points (38-200=238) and 396 PIM in 542 games before signing with the Wild as a free agent (7/4/12)... **S** **Suter** ranks sixth on Nashville's all-time list in assists, eighth in games played and plus/minus rating (+43) and T-14th in points... Predators' Assistant Coach **Todd Richards** served as Wild Head Coach for two seasons (2009-11)... **C** **Mikael Granlund** was selected by the Wild in the first round (ninth overall) of the 2010 NHL Entry Draft and collected 317 points (93-224=317) in 461 games with Minnesota (2012-19)... **C** **Erik Haula** was selected by Minnesota in the seventh round (182nd overall) in 2009 NHL Entry Draft and recorded 89 points (42-47=89) in 266 games with the Wild (2013-17)... **C** **Luke Kunin** was drafted by Minnesota in the first round (15th overall) of the 2016 NHL Entry Draft and totaled 52 points (23-29=52) in 131 games with the Wild in three seasons (2017-20)... **D** **Jarred Tinordi** is from Burnsville.

FAST FACTS: The Wild has points in 10 of its last 17 games against the Predators (7-7-3)... Minnesota is 5-1-1 in its last seven games at Xcel Energy Center.



NEW JERSEY DEVILS

TEAM INFORMATION

Home Ice (Cap., Built)..... Prudential Center (16,514, 2007)
Mailing Address..... 25 Lafayette Street
 Newark, NJ 07102
 973.757.6100
Telephone.....
Website..... newjerseydevils.com
Twitter..... @NJDevils
Founded..... 1974-75 (Relocated from Colorado in 1982)
Stanley Cup Titles..... 3; 1995, 2000, 2003
Colors..... Red, Black and White

DIRECTORY

Owner/Chairman/Governor..... Josh Harris
Owner/Vice Chairman/ Alt. Governor..... David Blitzer
CEO & Alt. Governor..... Scott O'Neil
EVP/General Manager..... Tom Fitzgerald
Head Coach..... Lindy Ruff
Assistant Coach..... Mark Recchi
Assistant Coach..... Rick Kowalsky
Assistant Coach..... Chris Taylor
Goaltending Coach..... Dave Rogalski

WILD VS. NEW JERSEY DEVILS

2019-20 Wild Record: 1-0-0 (0-0-0 at Xcel Energy Center, 1-0-0 at New Jersey)

All-Time Wild Record: 8-9-8 (4-4-4 at Xcel Energy Center, 4-5-4 at New Jersey)

Date	Opp.	Scoring By Period				Shots By Period				Power Plays	Penalties/ Minutes	Game-Winning Goal	Goaltender (Saves-Shots)	Attn.
		1	2	3	OT F	1	2	3	OT T					
	MIN	1	1	1	- 3	12	10	7	- 29	1-4	2-4	Suter (1)	Kahkonen (32-34)	
11/26	NJ	1	1	0	- 2	9	15	10	- 34	1-2	4-8		Domingue (26-29)	14,627
3/26	MIN	GAME CANCELLED DUE TO COVID-19												
TOTALS		Scoring By Period				Shots By Period				Power Plays (%)	Penalties/ Minutes	Goaltenders (Record, Saves-Shots)		
		1	2	3	OT F	1	2	3	OT T					
	NJ	1	1	0	- 2	9	15	10	- 34	1-2 (50.0)	4-8	Domingue (0-1-0, 26-29)		
	MIN	1	1	1	- 3	12	10	7	- 29	1-4 (25.0)	2-4	Kahkonen (1-0-0, 32-34)		

SERIES NOTES

2019-20: Minnesota earned a 3-2 victory in its sole season meeting against New Jersey at Prudential Center (11/26)...D **Ryan Suter** led the Wild with two points (1-1=2)...RW **Jordan Greenway** and LW **Zach Parise** each netted a goal...G **Kaapo Kahkonen** made his NHL debut and stopped 32-of-34 shots...LW **Jesper Boqvist** and RW **Kyle Palmieri** each scored a goal for the Devils...G Louis Domingue made 26 saves.

WILD LEADERS: RW **Mats Zuccarello** leads Minnesota with 20 points (6-14=20) in 28 contests against the Devils...Suter owns 16 points (2-14=16) in 20 games...C **Nick Bonino** has 14 points (6-8=14) in 18 matches...D **Jared Spurgeon** owns 11 points (3-8=11) in 13 contests.

WILD GOALIES: G **Cam Talbot** is 6-2-0 with a 2.34 GAA and a .911 SV% in eight career starts vs. New Jersey...G **Andrew Hammond** is 0-1-1 with a 2.51 GAA and a .891 SV% in three games (two starts)...G **Alex Stalock** is 2-1-0 with a 3.01 GAA and a .907 SV% in three starts...Kahkonen earned the win in his sole career action, making 32 saves (11/26/19).

DEVILS LEADERS: D **P.K. Subban** leads the Devils with 21 points (8-13=21) in 21 games against the Wild...Palmieri owns 13 points (5-8=13) in 17 contests...C **Travis Zajac** has six points (1-5=6) in 16 matches...D **Dmitry Kulikov** owns six assists in 19 games.

DEVILS GOALIES: G **Corey Crawford** is 13-9-3 with a 2.31 GAA, a .926 SV% and one shutout in 26 games (25 starts) vs. Minnesota...G **MacKenzie Blackwood** has not faced the Wild.

CONNECTIONS: Wild General Manager **Bill Guerin** was selected by New Jersey in the first round (fifth overall) in the 1989 NHL Entry Draft...He collected 214 points (108-106=214) in 380 career games in seven seasons (1991-98), winning the Stanley Cup with the Devils in 1995...Minnesota Assistant General Manager **Tom Kurvers** skated in 131 games with the Devils, totaling 100 points (21-79=100) and 84 PIM in parts of three seasons (1987-1990)...Wild Goaltending Coach **Frederic Chabot** was drafted by New Jersey in the 10th round (192nd overall) of the 1986 NHL Entry Draft...C **Marcus Johansson** recorded 41 points (17-24=41) in 77 games with the Devils in two seasons (2017-19)...LW **Zach Parise** was selected 17th overall by New Jersey in the 2003 NHL Entry Draft and totaled 410 points (194-216=410) in 502 games with the Devils...D **Matt Tennison** is from Minneapolis.

FAST FACTS: Minnesota is 7-4-4 in its last 15 games against New Jersey, including an active five-game point streak (3-0-2)...Subban became the first defenseman to record a hat trick vs. Minnesota (3/20/11).



NEW YORK ISLANDERS

TEAM INFORMATION

Home Ice (Cap., Built)..... Nassau Coliseum (13,900, 1971)
Mailing Address..... 200 Merrick Ave.
 East Meadow, NY 11554
 516.441.0070
Telephone.....
Website..... newyorkislanders.com
Twitter..... @NYIslanders
Founded..... 1972-73
Stanley Cup Titles..... 4; 1980, 1981, 1982, 1983
Colors..... Royal Blue and Orange

DIRECTORY

Owner & Governor..... Scott Malkin
Owner & Alt. Governor..... Jon Ledecky
Owner & Alt. Governor..... Charles B. Wang
President of Hockey Ops./General Manager..... Lou Lamoriello
Head Coach..... Barry Trotz
Associate Coach..... Lane Lambert
Assistant Coach..... John Gruden
Assistant Coach..... Jim Hiller
Goaltending Coach..... Piero Greco

WILD VS. NEW YORK ISLANDERS

2019-20 Wild Record: 0-1-0 (0-1-0 at Xcel Energy Center, 0-0-0 at New York)

All-Time Wild Record: 14-11-2 (8-4-2 at Xcel Energy Center, 6-7-0 at New York)

Date	Opp.	Scoring By Period				Shots By Period				Power Plays	Penalties/ Minutes	Game-Winning Goal	Goaltender (Saves-Shots)	Attn.
		1	2	3	OT F	1	2	3	OT T					
	NYI	0	0	3	- 3	10	10	8	- 28	0-2	4-8	Martin (2)	Varlamov (25-26)	
12/29	MIN	1	0	0	- 1	12	5	9	- 26	0-3	3-6		Dubnyk (25-28)	17,506
3/31	NYI	GAME CANCELLED DUE TO COVID-19												
TOTALS		Scoring By Period				Shots By Period				Power Plays (%)	Penalties/ Minutes	Goaltenders (Record, Saves-Shots)		
		1	2	3	OT F	1	2	3	OT T					
	NYI	0	0	3	- 3	10	10	8	- 28	0-2 (0.00)	4-8	Varlamov (1-0-0, 25-26)		
	MIN	1	0	0	- 1	12	5	9	- 26	0-3 (0.00)	3-6	Dubnyk (0-1-0, 25-28)		

SERIES NOTES

2019-20: Minnesota fell in its sole season meeting against New York, 3-1, at Xcel Energy Center (12/29)...C Ryan Donato scored the lone goal for the Wild...G Devan Dubnyk made 25 saves...RW Tom Kuhnhackl, LW Matt Martin and D **Ryan Pulock** each scored for the Islanders...G **Semyon Varlamov** stopped 25-of-26 shots.

WILD LEADERS: LW **Zach Parise** leads the Wild with 47 points (21-26=47) – his most against any NHL team – in 53 games vs. the Islanders...C **Marcus Johansson** owns 20 points (3-17=20) in 33 contests...RW **Mats Zuccarello** has 15 points (4-11=15) in 32 matches...D **Ryan Suter** has 11 points (1-10=11) in 19 games.

WILD GOALIES: G **Cam Talbot** is 7-2-0 with a 2.53 GAA and a .921 SV% in 11 games (nine starts) against New York...G **Andrew Hammond** is 1-2-0 with a 2.77 GAA and a .909 SV% in four career starts...G **Alex Stalock** is 0-2-2 with a 2.99 GAA and a .899 SV% in four games (three starts).

ISLANDERS LEADERS: C **Jordan Eberle** leads the Islanders with 22 points (7-15=22) in 31 games vs. the Wild...LW **Andrew Ladd** has 19 points (5-14=19) in 33 matches...D **Nick Leddy** owns 14 points (3-11=14) in 26 contests...RW **Josh Bailey** has 11 points (2-9=11) in 18 games.

ISLANDERS GOALIES: Varlamov is 13-13-1 with a 2.23 GAA, a .928 SV% and one shutout in 28 games (27 starts) against Minnesota.

CONNECTIONS: Minnesota General Manager **Bill Guerin** tallied 80 points (39-41=80) and 128 PIM in 142 games with the Islanders in two seasons (2007-09)...Wild Assistant General Manager **Tom Kurvers** recorded 134 points (26-108=134) and 115 PIM in 192 games with New York in three seasons (1991-94)...Wild Assistant Coach **Darby Hendrickson** skated in 16 games with the Islanders in 1995-96...D **Jared Spurgeon** was drafted by New York in the sixth round of the 2008 NHL Entry Draft (156th overall)...RW **Kieffer Bellows** is from Edina...RW **Cal Clutterbuck** was selected by Minnesota in the third round of the 2006 NHL Entry Draft (72nd overall) and collected 110 points and 1,457 hits in 346 contests with the Wild (2007-13)...Leddy is a native of Eden Prairie and was selected by the Wild in the first round (16th overall) of the 2009 NHL Entry Draft...LW **Anders Lee** hails from Edina and Nelson is from Warroad...C **Brock Nelson** is from Warroad.

FAST FACTS: The Wild is 6-5-1 in its last 11 matches against the Islanders, outscoring New York 30-16 in the six wins...Thirteen of the 27 all-time meetings with the Islanders have been decided by one goal (7-4-2), including eight of the 14 matches at Xcel Energy Center (5-1-2).



NEW YORK RANGERS

TEAM INFORMATION

Home Ice (Cap., Built)..... Madison Square Garden (18,006, 1968)
Mailing Address..... 2 Pennsylvania Plaza, 14th Floor
 New York, NY 10121
Telephone..... 212.465.6486
Website..... newyorkrangers.com
Twitter..... @NYRangers
Founded..... 1926-27
Stanley Cup Titles..... 4; 1928, 1933, 1940, 1994
Colors..... Blue, Red and White

DIRECTORY

Executive Chairman..... James L. Dolan
President & Alt. Gov...... John Davidson
General Manager..... Jeff Gorton
Head Coach..... David Quinn
Assistant Coach..... Greg Brown
Assistant Coach..... David Oliver
Assistant Coach..... Jacques Martin
Assistant Coach/Goaltending Coach..... Benoit Allaire

WILD VS. NEW YORK RANGERS

2019-20 Wild Record: 0-0-2 (0-0-1 at Xcel Energy Center, 0-0-1 at New York)

All-Time Wild Record: 12-13-3 (7-6-2 at Xcel Energy Center, 5-7-1 at New York)

Date	Opp.	Scoring By Period					Shots By Period				Power Plays	Penalties/ Minutes	Game-Winning Goal	Goaltender (Saves-Shots)	Attn.
	MIN	0	1	1	0	2	12	2	14	0	28	0-2	4-8	Stalock (28-31)	
11/25	NYR	1	0	1	1	3	9	10	11	1	31	1-4	2-4	DeAngelo (1)	*18,006
	NYR	1	0	2	0	4	8	10	10	3	31	0-1	4-8	Georgiev (23-26)	
2/13	MIN	2	1	0	0	3	11	6	6	3	26	0-2	3-6	Stalock (28-31)	17,413
TOTALS		Scoring By Period					Shots By Period				Power Plays (%)	Penalties/ Minutes		Goaltenders (Record, Saves-Shots)	
	NYR	2	0	3	1	7	17	20	21	4	62	1-5 (20.0)	6-12	Lundqvist (1-0-0, 26-28); Georgiev (1-0-0, 23-26)	
	MIN	2	2	1	0	5	23	8	20	3	54	0-4 (0.00)	7-14	Stalock (0-0-2, 56-62)	

SERIES NOTES

2019-20: The Wild earned a point in its first season meeting against the Rangers with a 3-2 overtime loss at Madison Square Garden (11/25) and registered another point in the second season meeting with a 4-3 shootout loss at Xcel Energy Center (2/13)...D **Jonas Brodin** (1-1=2), C **Ryan Donato** (2-0=2) and RW **Jordan Greenway** (1-1=2) each led Minnesota with two points...G **Alex Stalock** went 0-0-2 with a 2.87 GAA and a .903 SV% in two starts...LW **Artemi Panarin** led New York with five points (1-4=5)...D **Tony DeAngelo** tallied three points (1-2=3)...D **Adam Fox** (0-2=2) and C **Ryan Strome** (0-2=2) recorded two points apiece...G **Henrik Lundqvist** made 26 saves in the first contest...G **Alexandar Georgiev** stopped 23-of-26 shots and both shootout attempts in the second contest.

WILD LEADERS: LW **Zach Parise** leads the Wild with 43 points (18-25=43) in 56 contests vs. the Rangers...C **Marcus Johansson** has 19 points (8-11=19) in 32 matches...C **Nick Bonino** owns nine points (5-4=9) in 16 games...C **Victor Rask** has nine points (4-5=9) in 18 contests...LW **Marcus Foligno** owns nine points (3-6=9) in 20 matches.

WILD GOALIES: G **Cam Talbot** is 2-4-0 with a 2.87 and a .903 SV% in six starts against New York...G **Andrew Hammond** is 1-1-0 with a 3.09 GAA, a .896 SV% and one shutout in two career starts...Stalock is 0-1-2 with a 3.24 GAA and a .890 SV% in three starts.

RANGERS LEADERS: Panarin leads New York with 17 points (5-12=17) in 15 games vs. the Wild...D **Jacob Trouba** owns eight points (2-6=8) in 24 contests...D **Brendan Smith** has seven points (2-5=7) in 12 matches...Kreider owns seven points (5-2=7) in 13 games...C **Mika Zibanejad** has seven points (5-2=7) in 13 contests...Strome owns seven assists in 16 matches.

RANGERS GOALIES: Georgiev is 1-1-0 with a 3.38 GAA and a .889 SV% in two starts against Minnesota...G **Igor Shesterkin** has not faced the Wild.

CONNECTIONS: Talbot went 33-15-5 with a 2.00 GAA, a .931 SV% and eight shutouts in 57 games (53 starts) with the Rangers in two seasons (2013-15)...RW **Mats Zuccarello** skated in 509 games with New York, recording 352 points (113-239=352) in nine seasons (2010-19)...Rangers Hockey Consultant **Doug Rusbrough** served as the Wild's General Manager from 2000-09...C **Jonny Brodzinski** is from Ham Lake and played three seasons at St. Cloud State University (2012-15)...D **Ryan Lindgren** hails from Burnsville and skated in two seasons at the University of Minnesota (2016-18).

FAST FACTS: Minnesota is on a six-game point streak against New York (4-0-2)...The Wild is 7-4-1 in its last 12 games against the Rangers in Saint Paul, with seven of those games decided by one goal...Minnesota is on a four-game point streak against New York at Madison Square Garden (3-0-1), outscoring the Rangers, 17-9.

OTTAWA SENATORS



TEAM INFORMATION

Home Ice (Cap., Built)..... Canadian Tire Centre (18,646, 1996)
Mailing Address..... 1000 Palladium Drive
 Ottawa, Ontario K2V 1A5
Telephone..... 613.599.0100
Website..... ottawasenators.com
Twitter..... @Senators
Founded..... 1992-93
Stanley Cup Titles..... None
Colors..... Red, Gold, White and Black

DIRECTORY

Owner, Governor & Chairman..... Eugene Melnyk
General Manager..... Pierre Dorion
Head Coach..... DJ Smith
Associate Coach..... Jack Capuano
Assistant Coach..... Davis Payne
Assistant Coach..... Bob Jones
Goaltending Coach..... Pierre Groulx

WILD VS. OTTAWA SENATORS

2019-20 Wild Record: 2-0-0 (1-0-0 at Xcel Energy Center, 1-0-0 at Ottawa)

All-Time Wild Record: 12-9-4 (6-5-2 at Xcel Energy Center, 6-4-2 at Ottawa)

Date	Opp.	Scoring By Period					Shots By Period					Power Plays	Penalties/ Minutes	Game-Winning Goal	Goaltender (Saves-Shots)	Attn.
	MIN	0	0	2	-	2	11	12	12	-	35	0-6	6-12	Rask (1)	Stalock (26-26)	
10/14	OTT	0	0	0	-	0	7	12	7	-	26	0-5	7-14		Anderson (33-34)	11,500
	OTT	1	1	0	-	2	9	13	13	-	35	0-1	4-8		Nilsson (28-35)	
11/29	MIN	0	3	4	-	7	10	17	8	-	35	1-3	2-4	Parise (3)	Stalock (33-35)	17,112
TOTALS		Scoring By Period					Shots By Period					Power Plays (%)	Penalties/ Minutes	Goaltenders (Record, Saves-Shots)		
	OTT	1	1	0	-	2	16	25	20	-	61	0-6 (0.00)	11-22	Anderson (0-1-0, 33-34); Nilsson (0-1-0, 28-35)		
	MIN	0	3	6	-	9	21	29	20	-	70	1-9 (11.1)	8-16	Stalock (2-0-0, 59-61)		

SERIES NOTES

2019-20: Minnesota swept its season series against Ottawa with a 2-0 shutout victory in its first season meeting at Canadian Tire Centre (10/14) and a 7-2 win in the second season meeting at Xcel Energy Center (11/29)...D **Jared Spurgeon** led the Wild with three points (1-2=3)...D **Jonas Brodin** (0-2=2) and LW **Zach Parise** (2-0=2) tallied two points each...G **Alex Stalock** went 2-0-0 with a 1.00 GAA, a .967 SV% and one shutout in two starts...LW **Nick Paul** and LW **Brady Tkachuk** each scored for the Senators...G **Craig Anderson** made 33 saves in the first contest...G **Anders Nilsson** stopped 28-of-35 shots in the second contest.

WILD LEADERS: Parise leads the Wild 32 points (12-20=32) in 33 contests vs. the Senators...RW **Mats Zuccarello** has 14 points (5-9=14) in 16 matches...D **Ryan Suter** owns 13 points (4-9=13) in 20 games.

WILD GOALIES: G **Cam Talbot** is 4-3-0 with a 2.10 GAA and .928 SV% in seven career starts against Ottawa...Stalock is 7-1-1 with a 2.09 GAA, a .930 SV% and one shutout in nine games (eight starts).

SENATORS LEADERS: C **Artem Anisimov** leads the Senators with eight points (3-5=8) in 26 matches vs. the Wild...LW **Alex Galchenyuk** has six points (4-2=6) in 11 games...RW **Connor Brown** owns five points (1-4=5) in eight contests.

SENATORS GOALIES: G **Matt Murray** is 2-1-0 with a 2.34 GAA and a .920 SV% in three starts against Minnesota.

CONNECTIONS: G **Andrew Hammond** went 27-14-6 with a 2.31 GAA, a .923 SV% and four shutouts in 55 games (48 starts) with Ottawa in four seasons (2013-17)...Galchenyuk tallied seven points (3-4=7) in 14 contests with the Wild during the 2019-20 season...D **Mike Reilly** collected 18 points (4-14=18) in 84 games with Minnesota (2015-18) and played three seasons at the University of Minnesota (2012-15)...C **Derek Stepan** is from Hastings.

FAST FACTS: The Wild is on a eight-game win streak against the Senators (11/13/16-11/29/19) — its longest active win streak against an NHL opponent...Minnesota has earned points in 12 of its last 15 contests against Ottawa (10-3-2) dating back to Oct. 11, 2011, including a 5-1-2 record in its last eight games at Canadian Tire Centre...The Wild has won five of its last six meetings at Xcel Energy Center (5-1-0).



PHILADELPHIA FLYERS

TEAM INFORMATION

Home Ice (Cap., Built).....Wells Fargo Center (19,306, 1996)
Mailing Address.....3601 South Broad Street
 Philadelphia, PA 19148
Telephone.....215.465.4500
Website.....philadelphiaflyers.com
Twitter.....@NHLFlyers
Founded.....1967-68
Stanley Cup Titles.....2; 1974, 1975
Colors.....Orange, Black and White

DIRECTORY

Chairman & CEO.....Dave Scott
President.....Valerie Camillo
President of Hockey Ops. & General Manager.....Chuck Fletcher
Head Coach.....Alain Vigneault
Assistant Coach.....Michel Therrien
Assistant Coach.....Jan Laperriere
Assistant Coach.....Mike Yeo
Goaltending Coach.....Kim Dillabaugh

WILD VS. PHILADELPHIA FLYERS

2019-20 Wild Record: 1-0-0 (1-0-0 at Xcel Energy Center, 0-0-0 at Philadelphia)
All-Time Wild Record: 9-15-2 (5-5-2 at Xcel Energy Center, 4-10-0 at Philadelphia)

Date	Opp.	Scoring By Period					Shots By Period					Power Plays	Penalties/Minutes	Game-Winning Goal	Goaltender (Saves-Shots)	Attn.
		1	2	3	OT	F	1	2	3	OT	T					
12/14	PHI	1	0	0	—	1	5	3	10	—	18	0-3	6-15		Hart (24-37)	
	MIN	2	1	1	—	4	7	8	13	—	28	0-5	4-11	Staal (4)	Stalock (17-18)	17,140
3/14	PHI	GAME CANCELLED DUE TO COVID-19														
TOTALS		Scoring By Period					Shots By Period					Power Plays (%)	Penalties/Minutes		Goaltenders (Record, Saves-Shots)	
		1	2	3	OT	F	1	2	3	OT	T					
	PHI	1	0	0	—	1	5	3	10	—	18	0-3 (0.00)	6-15		Hart (0-1-0, 24-37)	
	MIN	2	1	1	—	4	7	8	13	—	28	0-5 (0.00)	4-11		Stalock (1-0-0, 17-18)	

SERIES NOTES

2019-20: The Wild earned a 4-1 victory in its only season meeting against the Flyers at Xcel Energy Center (12/14)...D **Jonas Brodin** (0-2=2) and C **Eric Staal** (2-0=2) each led Minnesota with two points...LW **Zach Parise** and D **Carson Soucy** netted a goal apiece...G **Alex Stalock** stopped 17-of-18 shots...LW **James van Riemsdyk** scored the lone goal for Philadelphia...G **Carter Hart** made 24 saves.

WILD LEADERS: Parise leads the Wild with 42 points (22-20=42) in 48 contests vs. the Flyers...RW **Mats Zuccarello** owns 16 points (4-12=16) in 27 matches...C **Marcus Johansson** has 16 points (5-11=16) in 32 games.

WILD GOALIES: G **Cam Talbot** is 4-3-1 with a 1.88 GAA, .940 SV% and three shutouts in eight starts against Philadelphia...Stalock is 3-0-0 with a 2.20 GAA and a .896 SV% in five games (three starts)...G **Andrew Hammond** is 2-2-0 with a 1.73 GAA and a .947 SV% in four starts.

FLYERS LEADERS: RW **Jakub Voracek** leads the Flyers with 19 points (3-16=19) in 24 contests vs. the Wild...D **Matt Niskanen** has 14 points (5-9=14) in 27 games...C **Claude Giroux** owns 10 points (4-6=10) in 16 matches.

FLYERS GOALIES: G **Brian Elliott** is 9-4-0 with a 1.91 GAA, a .921 SV% and two shutouts in 15 games (13 starts) against Minnesota...Hart is 1-1-0 with a 3.53 GAA and a .892 SV% in two starts...G **Alex Lyon** has not faced the Wild.

CONNECTIONS: Minnesota Goaltending Coach **Frederic Chabot** went 0-1-1 in four games with the Flyers in the 1993-94 season...RW **Ryan Hartman** skated in 19 games with Philadelphia during the 2018-19 season...Talbot went 1-2-0 in four games (three starts) with the Flyers during the 2018-19 season...Philadelphia Executive Vice President & General Manager **Chuck Fletcher** served nine seasons as the Wild's General Manager (2009-18)...Flyers Vice President & Assistant General Manager **Brent Flahr** served as Wild Assistant General Manager (2009-18) before joining Philadelphia this season...Flyers Assistant Coach **Mike Yeo** served as Wild Head Coach for parts of five seasons (2011-16)...D **Justin Braun** hails from Minneapolis...Niskanen is a Virginia native and skated two seasons at University of Minnesota Duluth (2005-07).

FAST FACTS: Minnesota has posted back-to-back shutouts twice against Philadelphia (last, 11/11-11/14/17)...First time was Feb. 10-12, 2003, which also marked the first back-to-back shutouts in team history...The Wild has shutout the Flyers five times in the 26 all-time meetings — tied for its most shutouts against an Eastern Conference team...Philadelphia has shutout Minnesota once (3/15/01).

PITTSBURGH PENGUINS



TEAM INFORMATION

Home Ice (Cap., Built).....PPG Paints Arena (18,387, 2010)
Mailing Address.....1001 Fifth Avenue
 Pittsburgh, PA 15219
Telephone.....412.642.1300
Website.....pittsburghpenguins.com
Twitter.....@penguins
Founded.....1967-68
Stanley Cup Titles.....5; 1991, 1992, 2009, 2016, 2017
Colors.....Black, Gold and White

DIRECTORY

Co-Owner/Chairman.....Mario Lemieux
CEO/President.....David Morehouse
EVP & General Manager.....Jim Rutherford
Head Coach.....Mike Sullivan
Assistant Coach.....Todd Reirdan
Assistant Coach.....Mike Vellucci
Goaltending Coach.....Mike Buckley

WILD VS. PITTSBURGH PENGUINS

2019-20 Wild Record: 0-2-0 (0-1-0 at Xcel Energy Center, 0-1-0 at Pittsburgh)
All-Time Wild Record: 13-13-1 (6-6-1 at Xcel Energy Center, 7-7-0 at Pittsburgh)

Date	Opp.	Scoring By Period					Shots By Period					Power Plays	Penalties/Minutes	Game-Winning Goal	Goaltender (Saves-Shots)	Attn.
		1	2	3	OT	F	1	2	3	OT	T					
	PIT	1	4	2	—	7	9	16	10	—	35	2-4	4-8		Murray (29-33)	
10/12	MIN	0	2	2	—	4	11	11	11	—	33	1-2	6-12	Blandisi (1)	DUBNYK (18-23)	*19,157
	MIN	0	1	2	—	3	10	11	8	—	29	1-2	4-8		Dubnyk (22-29)	
1/14	PIT	2	2	3	—	7	8	12	9	—	29	2-4	2-4	Malkin (4)	Jarry (26-29)	*18,545
TOTALS		Scoring By Period					Shots By Period					Power Plays (%)	Penalties/Minutes		Goaltenders (Record, Saves-Shots)	
		1	2	3	OT	F	1	2	3	OT	T					
	PIT	3	6	5	—	14	17	28	19	—	64	4-8 (50.0)	10-20		Murray (1-0-0, 29-33)	
	MIN	0	3	4	—	7	21	22	19	—	62	2-4 (50.0)	6-12		Dubnyk (0-2-0, 40-52); Jarry (0-1-0, 26-29)	

SERIES NOTES

2019-20: Minnesota fell in its home opener, 7-4, against Pittsburgh (10/12) and dropped the second season meeting, 7-3, at PPG Paints Arena (1/14)...D **Jared Spurgeon** led the Wild with three points (1-2=3)...LW **Kevin Fiala** (0-2=2), LW **Marcus Foligno** (1-1=2), D **Brad Hunt** (1-1=2) and LW **Zach Parise** (2-0=2) recorded two points apiece...G **Devan Dubnyk** went 0-2-0 with a 7.69 GAA and a .769 SV% in two starts...G **Alex Stalock** made 10 saves in relief in the first meeting...C **Sidney Crosby** led the Penguins with six points (2-4=6)...C **Sam Lafferty** (1-2=3), D **Kris Letang** (1-2=3) and C **Evgeni Malkin** (2-1=3) each recorded three points...G **Matt Murray** stopped 29-of-33 shots in the first game...G **Tristan Jarry** made 26 saves in the second game.

WILD LEADERS: Parise leads Minnesota with 42 points (19-23=42) in 54 contests against Pittsburgh...RW **Mats Zuccarello** owns 20 points (6-14=20) in 31 matches...C **Marcus Johansson** has 18 points (6-12=18) in 34 matches...D **Ryan Suter** owns nine points (1-8=9) in 19 contests.

WILD GOALIES: G **Cam Talbot** is 0-3-3 with a 3.13 GAA and a .904 SV% in six career starts vs. the Penguins...Stalock is 0-0-1 with a 2.60 GAA and a .908 SV% in four games (one start)...G **Andrew Hammond** is 1-1-0 with a 3.48 GAA and a .873 SV% in two starts.

PENGUINS LEADERS: Crosby leads the Penguins with 27 points (8-19=27) in 18 games against Minnesota...Malkin owns 19 points (9-10=19) in 15 matches...Letang has 13 points (2-11=13) in 16 contests.

PENGUINS GOALIES: Jarry earned the win in his sole career action vs. the Wild, stopping 26-of-29 shots (1/14/20).

CONNECTIONS: Minnesota General Manager **Bill Guerin** totaled 57 points (26-31=57) in 95 games with Pittsburgh in two seasons (2008-10), winning the Stanley Cup in 2009...Guerin spent eight seasons in the Penguins front office (2011-19), including five seasons (2014-19) as Assistant General Manager where he won two more Stanley Cups (2016, 2017)...C **Nick Bonino** registered 66 points (27-39=66) in 143 regular season games with the Penguins in two seasons (2015-17) and 25 playoff points (8-17=25) in 45 contests as he won the Stanley Cup in 2016 and 2017...C **Nick Bjugstad** recorded 16 points (10-6=16) in 45 contests in parts of two seasons with Pittsburgh (2018-20)...Crosby played at Shattuck St. Mary's (2002-03)...LW **Jake Guentzel** played high school hockey at Hill-Murray.

FAST FACTS: Minnesota's season sweep vs. Pittsburgh in 2016-17 was the first time the Wild swept the Penguins in a season series since 2009-10.



SAN JOSE SHARKS

TEAM INFORMATION

Home Ice (Cap., Built).....SAP Center at San Jose (17,562, 1993)
Mailing Address.....525 West Santa Clara St.
 San Jose, CA 95113
Telephone.....408.287.7070
Website.....sjs Sharks.com
Twitter.....@SanJoseSharks
Founded.....1991-92
Stanley Cup Titles.....None
Colors.....Deep Pacific Teal, Burnt Orange and Black

DIRECTORY

General Manager.....Doug Wilson
Head Coach.....Bob Boughner
Associate Coach.....Rocky Thompson
Assistant Coach.....John Madden
Assistant Coach.....Dan Darrow
Goaltending Coach.....Evgeni Nabokov

WILD VS. SAN JOSE SHARKS

2019-20 Wild Record: 1-2-0 (0-1-0 at Xcel Energy Center, 1-1-0 at San Jose)

All-Time Wild Record: 29-32-7 (16-13-4 at Xcel Energy Center, 13-19-3 at San Jose)

Date	Opp.	Scoring By Period					Shots By Period					Power Plays	Penalties/Minutes	Game-Winning Goal	Goaltender (Saves-Shots)	Attn.
		1	2	3	OT	F	1	2	3	OT	T					
11/7	MIN	0	2	3	—	5	10	10	6	—	26	0-3	8-30		Stalock (8-12); DUBNYK (17-19)	
	SJ	4	2	0	—	6	12	7	12	—	31	2-4	7-17	Kane (1)	Jones (21-26)	15,764
	SJ	0	0	2	—	2	8	6	7	—	21	0-3	3-6	Gambrell (1)	Jones (39-39)	
2/15	MIN	0	0	0	—	0	10	14	15	—	39	0-3	3-6		Stalock (19-20)	*18,611
	MIN	1	2	0	—	3	12	12	3	—	27	0-1	3-6	Parise (4)	Stalock (40-42)	
3/5	SJ	1	0	1	—	2	14	8	20	—	42	1-3	1-2		Jones (24-27)	14,517
TOTALS		1	2	3	OT	F	1	2	3	OT	T	Power Plays (%)	Penalties/Minutes		Goaltenders (Record, Saves-Shots)	
	SJ	5	2	3	—	10	34	21	39	—	94	3-10 (30.0)	11-25		Jones (21-26)	
	MIN	1	4	3	—	8	32	36	24	—	92	0-7 (0.00)	14-42		Stalock (1-1-0, 67-74); Dubnyk (0-1-0, 17-19)	

SERIES NOTES

2019-20: Minnesota went 1-2-0 in its three season meetings against San Jose...The Wild fell in the first season meeting, 6-5, at SAP Center at San Jose (11/7), suffered a 2-0 shutout loss in the second meeting at Xcel Energy Center (2/15) and earned a 3-2 victory in the third meeting in San Jose (3/5)...C Luke Kunin (1-2=3) and C Eric Staal (1-2=3) each led the Wild with three points...LW Kevin Fiala (0-2=2), RW Ryan Hartman (0-2=2), LW Zach Parise (1-1=2) and D Ryan Suter (1-1=2) tallied two points apiece...G Alex Stalock went 1-1-0 with a 3.03 GAA and a .905 SV% in three starts...G Devan Dubnyk earned the loss in the first meeting, stopping 17-of-19 shots in relief...C Logan Couture led the Sharks with four points (1-3=4)...D Brent Burns (0-3=3), C Tomas Hertl (1-2=3), RW Timo Meier (1-2=3) and LW Marcus Sorensen (1-2=3) had three points each...G Martin Jones went 2-1-0 with a 2.70 GAA, a .913 SV% and one shutout in three starts.

WILD LEADERS: Suter leads the Wild with 24 points (3-21=24) in 50 contests vs. the Sharks...Parise owns 22 points (10-12=22) in 27 games...C Nick Bonino has 17 points (6-11=17) in 28 matches...RW Mats Zuccarello owns 12 points (3-9=12) in 16 contests.

WILD GOALIES: G Cam Talbot is 5-7-2 with a 3.41 GAA and .884 SV% in 14 starts against San Jose...Stalock is 2-1-0 with a 2.97 GAA and a .907 SV% in four career starts...G Andrew Hammond is 2-0-0 with a 2.00 GAA and a .934 SV% in two starts.

SHARKS LEADERS: Jones is 7-6-2 with a 2.48 GAA, a .911 SV% and four shutouts in 16 games (15 starts) against Minnesota...G Devan Dubnyk is 1-4-1 with a 2.87 GAA and .908 SV% in seven games (six starts).

SHARKS GOALIES: Jones is 7-6-2 with a 2.48 GAA, a .911 SV% and four shutouts in 16 games (15 starts) against Minnesota...G Devan Dubnyk is 1-4-1 with a 2.87 GAA and .908 SV% in seven games (six starts).

CONNECTIONS: Minnesota General Manager Bill Guerin skated in 16 games with San Jose during the 2006-07 season...Wild Head Coach Dean Evason collected 57 points (23-34=57) and 231 PIM in 158 contests with the Sharks over two seasons (1991-93)...Bonino was drafted by San Jose in the sixth round (173rd overall) of the 2007 NHL Entry Draft...Stalock was selected by the Sharks in the fourth round (112th overall) of the 2005 NHL Entry Draft...He went 24-19-7 with a 2.37 GAA, a .911 SV% and four shutouts in 62 games (46 starts) in five seasons (2010-16)...Burns was drafted by Minnesota in the first round (20th overall) of the 2003 NHL Entry Draft and tallied 183 points (55-128=183) and 325 PIM in 453 games (2003-11) with the Wild...C Ryan Donato totaled 39 points (18-21=39) in 84 contests with Minnesota in two seasons (2018-20)...Dubnyk went 177-113-28 with a 2.41 GAA, a .918 SV% and 23 shutouts in 328 games (321 starts) with Minnesota in six seasons (2014-20).

FAST FACTS: Minnesota is 14-11-2 in its last 27 games vs. San Jose, including a six-game win streak (1/5/17-4/7/18)...The Wild is 10-4-1 in its last 15 contests against the Sharks at Xcel Energy Center...Minnesota has won five of the last eight games played at SAP Center (5-3-0).

ST. LOUIS BLUES



TEAM INFORMATION

Home Ice (Cap., Built).....Enterprise Center (18,400, 1994)
Mailing Address.....1401 Clark Avenue at Brett Hull Way
 St. Louis, MO 63103
Telephone.....314.622.2500
Website.....stlouisblues.com
Twitter.....@StLouisBlues
Founded.....1967-68
Stanley Cup Titles.....2019
Colors.....White, Navy, Blue and Gold

DIRECTORY

Chairman/Governor.....Tom Stillman
President of Hockey Ops/GM/Alt. Governor.....Doug Armstrong
President & CEO of Business Ops/ Alt. Gov......Chris Zimmerman
Head Coach.....Craig Berube
Assistant Coach.....Jim Montgomery
Assistant Coach.....Mike Van Ryn
Assistant Coach.....Steve Ott
Goaltending Coach.....David Alexander

WILD VS. ST. LOUIS BLUES

2019-20 Wild Record: 0-2-1 (0-1-1 at Xcel Energy Center, 0-1-0 at St. Louis)

All-Time Wild Record: 35-27-15 (22-11-7 at Xcel Energy Center, 13-16-8 at St. Louis)

Date	Opp.	Scoring By Period					Shots By Period					Power Plays	Penalties/Minutes	Game-Winning Goal	Goaltender (Saves-Shots)	Attn.
		1	2	3	OT	F	1	2	3	OT	T					
10/30	MIN	0	1	0	—	1	12	12	12	—	36	0-3	3-6		Dubnyk (24-26)	
	STL	0	1	1	—	2	7	13	6	—	26	0-3	3-6	Pietrangelo (2)	Binnington (35-36)	*18,096
	STL	2	0	1	—	4	6	12	10	—	29	0-3	2-4	O'Reilly (1)	Allen (20-23)	
11/2	MIN	1	2	0	—	0	10	6	7	—	23	1-2	3-6		Dubnyk (25-29)	*18,208
	STL	2	1	1	—	4	10	10	6	—	26	0-2	4-8	Schenn (3)	Binnington (32-33)	
2/23	MIN	0	1	0	—	1	9	11	13	—	33	0-4	2-4		Dubnyk (22-26)	17,266
3/29	STL	GAME CANCELLED DUE TO COVID-19														
TOTALS		1	2	3	OT	F	1	2	3	OT	T	Power Plays (%)	Penalties/Minutes		Goaltenders (Record, Saves-Shots)	
	STL	4	2	3	—	10	23	35	22	—	81	0-8 (0.00)	9-18		Binnington (2-0-0, 67-69); Allen (1-0-0, 20-23)	
	MIN	1	4	0	—	5	31	29	32	—	92	1-9 (11.1)	8-16		Dubnyk (0-2-1, 71-81)	

SERIES NOTES

2019-20: Minnesota went 0-2-1 in three season meetings against St. Louis...The Wild fell 2-1 at Enterprise Center (10/30), earned a point with a 4-3 overtime loss at Xcel Energy Center (11/2) and fell 4-1 in Saint Paul (2/23)...C Joel Eriksson Ek (0-2=2), LW Marcus Foligno (2-0=2) and RW Mats Zuccarello (2-0=2) each led the Wild with two points...G Devan Dubnyk went 0-2-1 with a 3.32 GAA and .877 SV% in three starts...C Ryan O'Reilly lead the Blues with three points (1-2=3)...C Ivan Barbashev (1-1=2), LW Sammy Blais (2-0=2), D Carl Gunnarsson (1-1=2), D Colton Parayko (0-2=2) and C Oscar Sundqvist (1-1=2) tallied two points apiece...G Jordan Binnington went 2-0-0 with a 1.00 GAA and a .971 SV% in two starts...G Jake Allen stopped 20-of-23 shots in the second game.

WILD LEADERS: D Ryan Suter leads the Wild with 36 points (5-31=36) in 74 matches against St. Louis...LW Zach Parise owns 21 points (11-10=21) in 34 games...C Nick Bonino has 13 points (7-6=13) in 27 contests...D Matt Dumba owns 10 points (6-4=10) in 21 matches.

WILD GOALIES: G Cam Talbot is 6-4-2 with a 2.75 GAA and a .911 SV% in 13 starts vs. the Blues...G Alex Stalock is 0-1-1 with a 4.11 GAA and a .840 SV% in four games (one start)...G Andrew Hammond is 1-1-1 with a 3.16 GAA and a .906 SV% in three games (two starts).

BLUES LEADERS: LW Alexander Steen leads the Blues with 27 points (6-21=27) in 41 contests against Minnesota...RW Vladimir Tarasenko has 25 points (11-14=25) in 26 games...LW David Perron owns 24 points (9-15=24) in 34 matches...LW Jaden Schwartz owns 21 points (10-11=21) in 29 contests...O'Reilly has 21 points (10-11=21) in 41 games.

BLUES GOALIES: Binnington is 3-0-0 with a 0.67 GAA, a .980 SV% and one shutout in three starts vs. the Wild...G Ville Husso has not faced Minnesota.

CONNECTIONS: Wild General Manager Bill Guerin registered 47 points (28-19=47) in 61 contests with the Blues during the 2006-07 season...D Brad Hunt collected five points (1-4=5) in nine games with St. Louis (2016-17)...D Justin Faulk hails from South Saint Paul and played one season at University of Minnesota-Duluth (2010-11)...D Marco Scandella was selected by the Wild in the second round (55th overall) of the 2008 NHL Entry draft and recorded 89 points (27-62=89) in 373 games in seven seasons (2010-17).

FAST FACTS: The Wild has points in 17 of its last 26 contests against the Blues (13-9-4)...Minnesota is 7-8-4 in the last 19 games in St. Louis, including six extra session contests, while posting points in 11 of its last 15 games in Saint Paul (8-4-3)...The Wild topped the Blues in the 2015 Western Conference Quarterfinal, clinching the series with a Game 6 win in Saint Paul — marking the first time in franchise history Minnesota won a playoff series on home ice...The Blues defeated the Wild in the 2017 Western Conference Quarterfinal.

TAMPA BAY LIGHTNING

TEAM INFORMATION

Home Ice (Cap., Built)..... Amalie Arena (19,092, 1996)
Mailing Address..... 401 Channelside Drive
Tampa, FL 33602
Telephone..... 813.301.6500
Website..... tampabaylightning.com
Twitter..... @TBLightning
Founded..... 1992-93
Stanley Cup Titles..... 2, 2004, 2020
Colors..... Black, White, Blue and Silver

DIRECTORY

Owner, Chairman and Governor	Jeff Vinik
Chief Executive Officer	Steve Griggs
Vice President & General Manager, Alt. Gov.	Julien Brisebois
Head Coach	Jon Cooper
Assistant Coach	Jeff Halpern
Assistant Coach	Derek Lalonde
Goaltending Coach	Frantz Jean

WILD VS. TAMPA BAY LIGHTNING

2019-20 Wild Record: 2-0-0 (1-0-0 at Xcel Energy Center, 1-0-0 at Tampa Bay)

All-Time Wild Record: 18-7-3 (12-2-0 at Xcel Energy Center, 6-5-3 at Tampa Bay)

Date	Opp.	Scoring By Period					Shots By Period					Power Plays	Penalties/ Minutes	Game-Winning Goal	Goaltender	
		1	2	3	OT	F	1	2	3	OT	T				(Saves-Shots)	Attn.
12/5	MIN	3	1	1	—	5	9	5	7	—	21	0-2	5-10	Zuccarello (1)	Stalock (30-34)	*19,092
	TB	2	1	1	—	4	13	8	13	—	34	1-4	3-6	Vasilevskiy (16-21)	McElhinney (20-23)	
1/6	TB	0	1	1	—	2	5	7	8	—	20	1-2	4-8	Suter (2)	Stalock (18-20)	17,305
	MIN	1	2	0	—	3	8	11	4	—	23	1-4	2-4			
TOTALS		1	2	3	OT	F	1	2	3	OT	T	Power Plays (%)	Penalties/ Minutes	Goaltenders (Record, Saves-Shots)		
	TB	2	2	2	—	6	18	15	21	—	54	2-6 (33.3)	7-14	Vasilevskiy (0-1-0, 16-21)		
	MIN	4	3	1	—	8	17	16	11	—	44	1-6 (16.7)	7-14	Stalock (2-0-0, 48-54)		

SERIES NOTES

2019-20: Minnesota swept the season series against Tampa Bay with a 5-4 victory in the first season meeting at Amalie Arena (12/5) and a 3-2 win in the second meeting at Xcel Energy Center (1/16)...RW **Mats Zuccarello** led the Wild with three points (1-2=3)...D **Jonas Brodin** (0-2=2), C **Joel Eriksson Ek** (2-0=2), RW **Jordan Greenway** (0-2=2), D **Carson Soucy** (1-1=2) and D **Ryan Suter** (1-1=2) tallied two points apiece...G **Alex Stalock** went 2-0-0 with a 3.01 GAA and a .889 SV% in two starts...RW **Nikita Kucherov** led the Lightning with three points (2-1=3)...D **Erik Cernak** (1-1=2) and D **Mikhail Sergachev** (1-1=2) recorded two points each...G **Andrei Vasilevsky** made 16 saves in the first game...G **Curtis McElhinney** stopped 20-of-23 shots.

WILD LEADERS: LW **Zach Parise** leads the Wild with 28 points (15-13=28) in 36 games vs. the Lightning. ...C **Marcus Johansson** has 21 points (8-13=21) in 34 contests. ...Zuccarello owns 14 points (6-8=14) in 21 matches. ...LW **Marcus Foligno** has 10 points (6-4=10) in 24 games.

WILD GOALIES: G **Cam Talbot** is 2-1-0 with a 2.35 GAA and a .917 SV% in four games (three starts) against Tampa Bay... Stalock is 3-2-0 with a 3.19 GAA and a .881 SV% in five career starts... G **Andrew Hammond** is 1-2-0 with a 2.29 GAA and a .922 SV% in three career starts.

LIGHTNING LEADERS: D Ryan McDonagh leads the Lightning with 13 points (3-10=13) in 14 contests vs. the Wild...C Steven Stamkos has 11 points (4-7=11) in 17 matches...Kucherov owns 10 points (7-3=10) in 13 games.

LIGHTNING GOALIES: Vasilevskiy is 3-3-2 with a 2.46 GAA, a .918 SV% and one shutout in eight career starts against Minnesota...McElhinney is 3-2-1 with a 2.64 GAA, a .893 SV% and one shutout in seven games (six starts)...Nilsson is 1-6-0 with a 3.89 GAA and a .862 SV% in seven games.

CONNECTIONS: Minnesota Wild Assistant General Manager **Tom Kurvers** spent 10 seasons with the Lightning as Senior Advisor to the General Manager and Assistant General Manager (2008-18)...Lightning CEO **Steve Briggs** spent eight years as Vice President of Sales and Service for the Wild...Tampa Bay Assistant General Manager **Stacy Roest** played two seasons with Minnesota (2000-02)...Tampa Bay Assistant Coach **Derek Lalonde** served as the Iowa Wild Head Coach for two seasons (2016-18)...McDonagh hails from St. Paul.

FAST FACTS: Minnesota has earned points in 10 of its last 13 games against Tampa Bay (8-3-1) and is on a five-game win streak since Jan. 20, 2018...The Wild owns an eight-game win streak in Saint Paul, dating back to Nov. 28, 2011 – the longest active win-streak on home ice against an NHL opponent... Minnesota earned its first-ever franchise win, 6-5, against Tampa Bay at Xcel Energy Center (10/18/00).

TORONTO MAPLE LEAFS



TEAM INFORMATION

Home Ice (Cap., Built).....	Scotiabank Arena (18,819, 1999)
Mailing Address	50 Bay Street, Suite 500 Toronto, Ontario M5J 2L2
Telephone	416.815.5700
Website	mapleleafs.com
Twitter	@MapleLeafs
Founded	1917-18
Stanley Cup Titles.....	13; 1918, 1922, 1932, 1942, 1945, 1947, 1948, 1949, 1951, 1962, 1963, 1964, 1967
Colors	Blue and White

DIRECTORY

Chairman, NHL Governor.....	Larry Tanenbaum
President & Alt. Governor.....	Brendan Shanahan
General Manager.....	Kyle Dubas
Head Coach.....	Sheldon Keefe
Assistant Coach.....	Dave Hakstol
Assistant Coach.....	Manny Malhotra
Assistant Coach.....	Paul MacLean
Goaltending Coach.....	Steve Briere

WILD VS. TORONTO MAPLE LEAFS

2019-20 Wild Record: 0-2-0 (0-1-0 at Xcel Energy Center, 0-1-0 at Toronto)

All-Time Wild Record: 12-12-0 (7-4-0 at Xcel Energy Center, 5-8-0 at Toronto)

Date	Opp.	Scoring By Period					Shots By Period					Power Plays	Penalties/ Minutes	Game-Winning Goal	Goaltender (Saves-Shots)	Attn.
		1	2	3	OT	F	1	2	3	OT	T					
10/15	MIN	1	0	1	—	2	8	10	11	—	29	0-3	3-6	Johnsson (1) Nylander (3)	Dubnyk (30-34)	*19,149
	TOR	0	4	0	—	4	9	19	6	—	34	2-3	3-6		Andersen (27-29)	
12/31	TOR	2	1	1	—	4	8	15	6	—	29	1-3	3-6		Andersen (26-27)	*18,164
	MIN	0	1	0	—	1	7	14	6	—	27	1-3	3-6		Dubnyk (25-28)	
TOTALS		1	2	3	OT	F	1	2	3	OT	T	Power Plays (%)	Penalties/ Minutes	Goaltenders (Record, Saves-Shots)		
	TOR	2	5	1	—	8	17	34	12	—	63	3-6 (50.0)	6-12	Andersen (2-0-0, 53-56)		
	MIN	1	1	1	—	3	15	24	17	—	56	1-6 (16.7)	6-12	Dubnyk (0-2-0, 55-62)		

SERIES NOTES

2019-20: The Wild fell in its first season meeting against the Maple Leafs, 4-2, at Scotiabank Arena (10/15) and dropped its second season meeting, 4-1, at Xcel Energy Center (12/31)...D **Ryan Suter** led the Wild with two points (1-1=2)...C Luke Kunin and RW **Gerald Mayhew** each scored a goal...G Devan Dubnyk went 0-2-0 with a 3.58 GAA and .887 SV% in two starts...RW **Mitchell Marner** (1-3=4) and D **Morgan Rielly** (0-4=4) each led the Maple Leafs with four points...C **Auston Matthews** (2-1=3) and C **John Tavares** (2-1=3) tallied three points apiece...G **Frederik Andersen** went 2-0-0 with a 1.50 GAA and a .946 SV% in two starts.

WILD LEADERS: RW **Mats Zuccarello** leads the Wild with 22 points (10-12=22) in 19 contests against Toronto...LW **Zach Parise** has 22 points (12-10=22) in 36 matches...C **Marcus Johansson** owns 14 points (8-6=14) in 29 games...Suter owns 12 points (2-10=12) in 20 contests...LW **Marcus Foligno** has 11 points (3-8=11) in 28 matches.

WILD GOALIES: G **Cam Talbot** is 4-2-1 with a 2.80 GAA and a .905 SV% in eight games (seven starts) vs. the Maple Leafs...G **Andrew Hammond** is 2-0-1 with a 2.28 GAA and a .934 SV% in three starts...G **Alex Stalock** earned a 28-save shutout in his only career action against Toronto (12/14/17).

MAPLE LEAFS LEADERS: RW **Wayne Simmonds** leads the Maple Leafs with 20 points (7-13=20) in 29 career games against Minnesota...C **Jason Spezza** has 15 points (5-10=15) in 31 contests...Tavares owns 17 points (8-9=17) in 17 matches.

MAPLE LEAFS GOALIES: Andersen is 6-3-0 with a 2.36 GAA and a .920 SV% in nine career starts vs. the Wild...G **Michael Hutchinson** is 4-5-1 with a 2.60 GAA and a .908 SV% in 11 games (seven starts).

CONNECTIONS: Minnesota Assistant GM **Tom Kurvers** collected 55 points (15-40=55) and 37 PIM in 89 contests with the Maple Leafs in parts of two seasons (1989-1991)...Wild Assistant Coach **Darby Hendrickson** was selected by Toronto in the 1990 NHL Entry Draft and skated in 233 games with the Maple Leafs (1994-99)...D **Greg Pateryn** was selected in the fifth round (128th overall) of the 2008 NHL Entry Draft by the Maple Leafs...RW **Joey Anderson** hails from Roseville and played two seasons at the University of Minnesota-Duluth (2016-18)...C **Travis Boyd** is from Hopkins and played in four seasons at the University of Minnesota (2011-2015)...D **Justin Holl** hails from Tonka Bay and skated in four seasons with the University of Minnesota (2010-14).

FAST FACTS: Minnesota is 9-4-0 in its last 13 games against Toronto, including a seven-game win streak (11/13/13-12/7/16)...The Wild has scored one goal or less in eight of its 12 all-time losses to the Maple Leafs...In its 12 wins, Minnesota has outscored Toronto, 38-17, including a Wild shootout goal.



VANCOUVER CANUCKS

TEAM INFORMATION

Home Ice (Cap., Built)..... Rogers Arena (18,870, 1995)
Mailing Address..... 89 W. Georgia St.
 Vancouver, BC V6B 0N8
 Telephone..... 604.899.4600
Website..... canucks.com
Twitter..... @VanCanucks
Founded..... 1970-71
Stanley Cup Titles..... None
Colors..... Blue, White and Green

DIRECTORY

Chairman and Governor..... Francesco Aquilini
General Manager..... Jim Benning
Head Coach..... Travis Green
Assistant Coach..... Nolan Baumgartner
Assistant Coach..... Newell Brown
Goaltending Coach..... Ian Clark

WILD VS. VANCOUVER CANUCKS

2019-20 Wild Record: 2-1-0 (1-1-0 at Xcel Energy Center, 1-0-0 at Vancouver)

All-Time Wild Record: 42-37-15 (24-18-6 at Xcel Energy Center, 18-19-9 at Vancouver)

Date	Opp.	Scoring By Period 1 2 3 OT F	Shots By Period 1 2 3 OT T	Power Plays	Penalties/ Minutes	Game-Winning Goal	Goaltender (Saves-Shots)	Attn.
1/12	VAN	0 3 1 - 4	9 14 7 - 30	1-8	5-10	Horvat (1)	Markstrom (23-24)	
	MIN	0 1 0 - 1	3 9 12 - 24	0-5	8-16		Dubnyk (26-29)	17,348
2/6	VAN	0 1 1 - 2	10 10 6 - 26	2-4	7-28		Markstrom (33-37)	
	MIN	3 0 1 - 4	13 15 9 - 37	2-4	6-18	Fiala (1)	Stalock (24-26)	17,191
	MIN	1 1 1 0 4	5 9 13 1 28	0-2	2-4		Dubnyk (31-34)	
2/19	VAN	0 1 2 0 3	10 11 11 2 34	0-2	2-4		Markstrom (25-28)	*18,871
TOTALS		Scoring By Period 1 2 3 OT F	Shots By Period 1 2 3 OT T	Power Plays (%)	Penalties/ Minutes	Goaltenders (Record, Saves-Shots)		
	VAN	0 5 4 0 9	29 35 24 2 90	3-14 (21.4)	14-42	Markstrom (1-1-1, 81-89)		
	MIN	4 2 2 0 9	21 33 34 1 89	2-11 (18.2)	16-38	Dubnyk (1-1-0, 57-63); Stalock (1-0-0, 24-26)		

SERIES NOTES

2019-20: Minnesota went 2-1-0 in three season meetings against Vancouver...The Wild fell in the first game, 4-1, at Xcel Energy Center (1/12), earned a 4-2 victory in the second game in Saint Paul (2/6) and claimed a 4-3 SOW in the third meeting at Vancouver (2/19)...LW **Kevin Fiala** (2-1=3), D **Brad Hunt** (1-2=3) and C Luke Kunin (1-2=3) led the Wild with three points each...G Devan Dubnyk went 1-1-0 with a 2.95 GAA and a .905 SV% in two starts...G **Alex Stalock** made 24 saves in the second meeting...C **J.T. Miller** led Vancouver with five points (3-2=5)...D **Quinn Hughes** recorded four points (0-4=4)...D **Alexander Edler** (0-2=2) and C Bo Horvat (2-0=2) tallied two points each...G Jacob Markstrom went 1-1-1 with a 2.63 GAA and a .910 SV% in three games.

WILD LEADERS: D **Ryan Suter** leads Minnesota with 25 points (6-19=25) in 53 matches against Vancouver...LW **Zach Parise** has 17 points (12-5=17) in 27 contests...D **Jared Spurgeon** owns 17 points (3-14=17) in 34 games...C **Nick Bonino** has 15 points (9-6=15) in 25 matches.

WILD GOALIES: G **Cam Talbot** is 8-2-4 with a 1.78 GAA, a .939 SV% and three shutouts in 16 games (14 starts) vs. the Canucks...Stalock is 1-1-0 with a 2.00 GAA and a .926 SV% in three games (two starts)...G **Andrew Hammond** earned the win in his sole career action, stopping 33-of-35 shots (11/12/15).

CANUCKS LEADERS: LW **Loui Eriksson** leads Vancouver with 36 points (16-20=36) in 42 games against Minnesota...Edler has 24 points (4-20=24) in 48 contests...C **Brandon Sutter** owns 15 points (11-4=15) in 19 matches...Miller has 13 points (6-7=13) in 13 games.

CANUCKS GOALIES: G **Braden Holtby** is 9-3-0 with a 2.33 GAA, .923 SV% and one shutout in 12 career starts vs. the Wild...G **Thatcher Demko** and G **Jake Kiehl** have not faced Minnesota.

CONNECTIONS: Minnesota Wild Assistant GM **Tom Kurvers** recorded 27 points (4-23=27) in 32 games with Vancouver (1990-91)...Wild Assistant Coach **Darby Hendrickson** skated in 27 games with the Canucks (1998-99)...Goaltending Coach **Bob Mason** appeared in six games with Vancouver in 1990-91...C **Nick Bonino** totaled 39 points (15-24=39) in 75 games with the Canucks in the 2014-15 campaign...RW **Brock Boeser** is a Burnsville native...Kiehl hails from Eden Prairie...C **Tyler Graovac** was selected by Minnesota in the seventh round (191st overall) of the 2011 NHL Entry Draft and made his NHL debut with the Wild totaling nine points (7-2=9) in 57 games (2014-17)...D **Nate Schmidt** is from St. Cloud and skated in three seasons at the University of Minnesota (2010-13).

FAST FACTS: Minnesota is 14-8-1 in its last 23 games against the Canucks...The Wild is 8-3-0 in its last 11 games played in Vancouver...The Wild is 12-8-1 in the last 21 games played in Saint Paul...Minnesota's 99 points vs. the Canucks are its third-most against any NHL franchise.

VEGAS GOLDEN KNIGHTS



TEAM INFORMATION

Home Ice (Cap., Built)..... T-Mobile Arena (17,367, 2016)
Mailing Address..... 1550 S. Pavilion Center Drive
 Las Vegas, NV 89135
 Telephone..... 702.692.1600
Website..... vegasgoldenknights.com
Twitter..... @GoldenKnights
Founded..... 2017-18
Stanley Cup Titles..... None
Colors..... Steel Gray, Black, Gold, Red

DIRECTORY

Chairman, CEO & Governor..... Bill Foley
President of Hockey Ops./Alt. Gov...... George McPhee
General Manager..... Kelly McCrimmon
Head Coach..... Peter DeBoer
Assistant Coach..... Steve Spott
Assistant Coach..... Ryan Craig
Assistant Coach..... Ryan McGill
Goaltending Coach..... Mike Rosati

WILD VS. VEGAS GOLDEN KNIGHTS

2019-20 Wild Record: 1-1-0 (1-0-0 at Xcel Energy Center, 0-1-0 at Vegas)

All-Time Wild Record: 6-1-1 (3-0-1 at Xcel Energy Center, 3-1-0 at Vegas)

Date	Opp.	Scoring By Period 1 2 3 OT F	Shots By Period 1 2 3 OT T	Power Plays	Penalties/ Minutes	Game-Winning Goal	Goaltender (Saves-Shots)	Attn.
12/17	MIN	1 0 1 - 2	7 10 9 - 26	1-5	1-2		Stalock (26-29)	
	VGK	0 2 1 - 3	8 12 9 - 29	0-1	5-10	Nosek (1)	Fleury (24-26)	*18,220
2/11	VGK	0 0 0 - 0	8 14 4 - 26	0-4	6-12		FLEURY (16-20); Subban (5-5)	
	MIN	2 2 0 - 4	8 12 5 - 25	3-5	5-10	Eriksson Ek (3)	Stalock (26-26)	17,112
3/12	MIN	GAME CANCELLED DUE TO COVID-19						
TOTALS		Scoring By Period 1 2 3 OT F	Shots By Period 1 2 3 OT T	Power Plays (%)	Penalties/ Minutes	Goaltenders (Record, Saves-Shots)		
	VGK	0 2 1 - 3	16 26 13 - 55	0-5 (0.00)	11-22		Fleury (1-1-0, 40-46); Subban (0-0-0, 5-5)	
	MIN	3 2 1 - 6	15 22 14 - 51	4-10 (40.0)	6-12		Stalock (1-1-0, 52-55)	

SERIES NOTES

2019-20: Minnesota went 1-1-0 in two season meetings against Vegas...The Wild dropped the first meeting, 3-2, at T-Mobile Arena (12/17) and earned a 4-0 shutout win at Xcel Energy Center in the second meeting (2/11)...LW **Kevin Fiala** led the Wild with four points (1-3=4)...LW **Zach Parise** recorded three points (2-1=3)...D **Matt Dumba** and D **Ryan Suter** tallied two assists each...G **Alex Stalock** went 1-1-0 with a 1.53 GAA, a .945 SV% and one shutout in two starts...RW **Mark Stone** led the Golden Knights with two assists...LW **Tomas Nosek**, C **Chandler Stephenson** and D **Shea Theodore** netted a goal apiece...G **Marc-Andre Fleury** went 1-1-0 with a 3.60 GAA and a .870 SV% in two starts.

WILD LEADERS: Fiala leads the Wild with 10 points (4-6=10) in nine contests against Vegas...Dumba has seven points (2-5=7) in six matches...D **Jonas Brodin** has six points (1-5=6) in eight contests.

WILD GOALIES: G **Cam Talbot** 3-3-0 with a 3.83 GAA and a .878 SV% in six career starts vs. the Golden Knights...Stalock is 2-1-0 with a 1.69 GAA, a .940 SV% and one shutout in three starts.

GOLDEN KNIGHTS LEADERS: D **Alex Pietrangolo** leads the Golden Knights with 21 points (6-15=21) in 40 games against Minnesota...LW **Max Pacioretty** owns 13 points (8-5=13) in 16 contests...Stone has nine points (1-8=9) in 12 matches.

GOLDEN KNIGHTS GOALIES: Fleury is 4-10-0 with a 3.33 GAA and a .885 SV% in 14 starts vs. the Wild...G **Robin Lehner** is 3-2-1 with a 2.60 GAA, a .905 SV% and one shutout in six games (five starts).

CONNECTIONS: D **Brad Hunt** collected 25 points (5-20=25) in 58 games with the Golden Knights in parts of two seasons (2017-19)...RW **Alex Tuch** was drafted 18th overall by the Wild in the 2014 NHL Entry Draft and made his NHL debut with Minnesota, skating in six games during the 2016-17 season.

FAST FACTS: Minnesota owns the second-most wins against Vegas in the NHL...Its 13 team points and .813 win percentage rank third in the NHL.



WASHINGTON CAPITALS

TEAM INFORMATION

Home Ice (Cap., Built).....Capital One Arena (18,506, 1997)
Mailing Address.....627 N. Glebe Rd, Suite 850
 Arlington, VA 22203
Telephone.....202.266.2200
Website.....washingtoncaps.com
Twitter.....@WashCaps
Founded.....1974-75
Stanley Cup Titles.....2018
Colors.....Red, White, Blue

DIRECTORY

Chairman, Majority Owner & CEO.....Ted Leonsis
Vice Chairman and President, COO.....Dick Patrick
Senior V.P. & General Manager.....Brian MacLellan
Head Coach.....Peter LaViolette
Assistant Coach.....Kevin McCarthy
Assistant Coach.....Scott Arniel
Assistant Coach.....Blaine Forsythe
Goaltending Coach.....Scott Murray

WILD VS. WASHINGTON CAPITALS

2019-20 Wild Record: 0-1-0 (0-1-0 at Xcel Energy Center, 0-0-0 at Washington)

All-Time Wild Record: 10-13-2 (7-5-1 at Xcel Energy Center, 3-8-1 at Washington)

Date	Opp.	Scoring By Period					Shots By Period					Power Plays	Penalties/Minutes	Game-Winning Goal	Goaltender (Saves-Shots)	Attn.
	WSH	1	2	3	OT	F	1	2	3	OT	T					
3/1	MIN	3	0	1	-	4	11	9	10	-	30	1-2	8-19	Wilson (5)	Holtby (37-40)	
	MIN	2	0	1	-	3	15	8	17	-	40	2-4	6-15		Stalock (26-30)	17,388
4/2	WSH	GAME CANCELLED DUE TO COVID-19														
TOTALS		1	2	3	OT	F	1	2	3	OT	T	Power Plays (%)	Penalties/Minutes	Goaltenders (Record, Saves-Shots)		
	WSH	3	0	1	-	4	11	9	10	-	30	1-2 (50.0)	8-19	Holtby (1-0-0, 37-40)		
	MIN	2	0	1	-	3	15	8	17	-	40	2-4 (50.0)	6-15	Stalock (0-1-0, 26-30)		

SERIES NOTES

2019-20: The Wild fell in its sole season meeting against the Capitals, 4-3, at Xcel Energy Center (3/1)...LW **Kevin Fiala** tallied two points (1-1=2)...C **Ryan Donato** and LW **Zach Parise** each scored a goal...G **Alex Stalock** stopped 26-of-30 shots...LW **Alex Ovechkin** recorded three points (2-1=3)...C **Evgeny Kuznetsov** tallied two assists...RW **Richard Panik** and RW **Tom Wilson** netted a goal apiece...G **Braden Holtby** made 37 saves.

WILD LEADERS: Parise leads Minnesota with 26 points (7-17=26) in 35 games against Washington...D **Ryan Suter** owns 13 points (5-8=13) in 21 contests...C **Nick Bonino** has 12 points (7-5=12) in 21 matches.

WILD GOALIES: G **Cam Talbot** is 3-7-0 with a 2.77 GAA and a .907 SV% in 12 games (10 starts) vs. the Capitals...G **Andrew Hammond** is 1-2-0 with a 4.00 GAA and a .871 SV% in three career starts...Stalock is 0-2-0 with a 3.58 GAA and a .904 SV% in two starts.

CAPITALS LEADERS: Ovechkin leads Washington with 29 points (17-12=29) in 17 games against Minnesota...RW **T.J. Oshie** has 23 points (11-12=23) in 30 contests...C **Nicklas Backstrom** owns 20 points (2-18=20) in 17 matches.

CAPITALS GOALIES: G **Henrik Lundqvist** is 7-7-0 with 3.16 GAA and a .888 SV% in 15 games (14 starts) vs. the Wild...G **Ilya Samsonov** has not faced Minnesota.

CONNECTIONS: Wild Head Coach **Dean Evason** was drafted by the Capitals in the fifth round (89th overall) of the 1982 NHL Entry Draft and recorded seven points (3-4=7) in 17 games (1983-85)...He also served as an Assistant Coach with Washington for seven seasons (2005-12)...Wild Assistant Coach **Bob Woods** was as an Assistant Coach for the Capitals for three seasons (2009-12)...C **Marcus Johansson** was selected by Washington in the first round (24th overall) of the 2009 NHL Entry Draft and collected 290 points (102-188=290) in 501 career games in seven seasons (2010-17)...C **Nic Dowd** played four seasons at St. Cloud State University (2010-14)...D **Nick Jensen** was born in Saint Paul and played two seasons at Rogers High School (2006-08) and three seasons at St. Cloud State University (2010-13)...Oshie played high school hockey in Warroad.

FAST FACTS: Seven of Minnesota's 12 games played at Washington have been decided by one goal (3-3-1)...The Wild's win on March 22, 2019, ended an eight-game winless streak (0-7-1) vs. the Capitals...Ovechkin netted three PPG on March 28, 2017, the most ever by a Wild opponent.

WINNIPEG JETS



TEAM INFORMATION

Home Ice (Cap., Built).....Bell MTS Place (15,294, 2004)
Mailing Address.....345 Graham Ave.
 Winnipeg, Manitoba R3C 5S6
Telephone.....204.987.7825
Website.....winnipegjets.com
Twitter.....@NHLJets
Founded.....1999; Relocated from ATL in 2011
Stanley Cup Titles.....None
Colors.....Navy Blue, Royal Blue, Silver and White

DIRECTORY

Executive Chairman.....Mark Chipman
Executive V.P. and COO.....John Olfert
Executive V.P. and General Manager.....Kevin Cheveldayoff
Head Coach.....Paul Maurice
Associate Coach.....Jamie Kompon
Assistant Coach.....Charlie Huddy
Goaltending Coach.....Wade Flaherty

WILD VS. WINNIPEG JETS

2019-20 Wild Record: 1-2-0 (1-1-0 at Xcel Energy Center, 0-1-0 at Winnipeg)

All-Time Wild Record: 24-15-5 (14-6-3 at Xcel Energy Center, 10-9-2 at Winnipeg)

Date	Opp.	Scoring By Period					Shots By Period					Power Plays	Penalties/Minutes	Game-Winning Goal	Goaltender (Saves-Shots)	Attn.
	MIN	1	0	1	-	2	16	15	9	-	40	0-2	3-6		Dubnyk (27-31)	
10/10	WPG	0	2	3	-	5	12	10	10	-	32	0-2	3-6	Connor (1)	Hellebuyck (38-40)	*15,325
	WPG	2	1	3	-	6	12	9	10	-	31	1-4	5-13	Wheeler (2)	Hellebuyck (31-31)	
12/21	MIN	0	0	0	-	0	14	11	6	-	31	0-3	6-15		STALOCK (22-28); Dubnyk (3-3)	17,319
	WPG	0	1	1	0	2	7	10	4	0	21	2-5	6-12		Hellebuyck (41-44)	
1/4	MIN	1	0	1	1	3	13	11	16	4	44	1-5	3-10	Staal (5)	Dubnyk (19-21)	17,271
3/20	WPG	GAME CANCELLED DUE TO COVID-19														
TOTALS		1	2	3	OT	F	1	2	3	OT	T	Power Plays (%)	Penalties/Minutes	Goaltenders (Record, Saves-Shots)		
	WPG	2	4	7	0	13	31	29	24	0	84	3-11 (27.3)	14-31	Hellebuyck (2-0-1, 110-115)		
	MIN	2	0	2	1	5	43	37	31	4	115	1-10 (10.0)	12-31	Dubnyk (1-1-0, 49-55); Stalock (0-1-0, 22-28)		

SERIES NOTES

2019-20: Minnesota went 1-2-0 in three season meetings against Winnipeg...The Wild fell 5-2 at Bell MTS Place (10/10), lost 6-0 at Xcel Energy Center (12/21) and earned a 3-2 OT win in Saint Paul (1/4)...LW **Marcus Foligno** led the Wild with three points (1-2=3)...C **Joel Eriksson Ek** tallied two assists...G **Devan Dubnyk** went 1-1-0 with a 2.70 GAA and a .891 SV% in three games (two starts)...G **Alex Stalock** made 22 saves in the second game...RW **Patrick Laine** (4-2=6) and RW **Blake Wheeler** (2-2=4) led the Jets with six points each...C **Mark Scheifele** collected five points (2-3=5)...D **Josh Morrissey** registered four assists...G **Connor Hellebuyck** went 2-0-1 with a 1.65 GAA, a .957 SV% and one shutout in three starts.

WILD LEADERS: LW **Zach Parise** leads Minnesota with 43 points (20-23=43) in 50 games against Winnipeg...C **Marcus Johansson** has 19 points (3-16=19) in 26 contests...Foligno owns 14 points (6-8=14) in 23 matches...D **Jared Spurgeon** has 12 assists in 32 games.

WILD GOALIES: G **Cam Talbot** is 6-4-1 with a 3.10 GAA, a .914 SV% and one shutout in 11 starts vs. the Jets...Stalock is 4-3-0 with a 2.55 GAA, a .897 SV% and two shutouts in nine games (seven starts)...G **Andrew Hammond** is 2-0-0 with a 1.00 GAA and a .965 SV% in two career starts.

JETS LEADERS: C **Paul Stastny** leads Winnipeg with 41 points (16-25=41) in 67 games against Minnesota...Wheeler owns 35 points (14-21=35) in 38 matchups...Scheifele has 23 points (8-15=23) in 29 matches...C **Bryan Little** owns 21 points (9-12=21) in 31 contests...C **Mathieu Perreault** owns 19 points (8-11=19) in 27 games...Laine has 14 points (10-4=14) in 17 matches.

JETS GOALIES: Hellebuyck is 7-6-1 with a 2.42 GAA, a .922 SV% and two shutouts in 17 games (16 starts) vs. the Wild...G **Laurent Brossoit** stopped 15- of-16 shots in relief in his sole career action against Minnesota (1/31/17)...G **Eric Comrie** earned the loss in his sole career action against the Wild, stopping 23-of-28 shots (4/2/19).

CONNECTIONS: D **Derek Forbort** hails from Duluth...D **Neal Pionk** played two seasons at Hermantown High School (2011-13) and two seasons at the University of Minnesota Duluth (2015-17)...D **Tucker Poolman** played three years at East Grand Forks Senior High School (2008-11)...C **Dominic Toninato** comes from Duluth and skated four seasons at the University of Minnesota-Duluth (2013-17)...Wheeler hails from Plymouth and played at the University of Minnesota (2005-08).

FAST FACTS: Minnesota has earned points in 21 of its last 33 games against Winnipeg (18-12-3)...Minnesota is 7-7-1 in the last 15 games at Bell MTS Place and 7-2-0 in the last nine contests at Xcel Energy Center...The Wild's sweep of the Jets in 2018-19 marked the third time in franchise history Minnesota swept a season series of more than four games vs. an opponent: 5-0-0 vs. Chicago in 2015-16 and 6-0-0 vs. Edmonton in 2010-11...The Wild fell, 4-1, in its first-ever postseason meeting against the Jets in the 2018 Western Conference Quarterfinal.



NHL CRITICAL DATES

2020-21 NHL OFFICIALS



DECEMBER

- 31 Training camps open for seven clubs that did not participate in the resumption of play for the 2019-20 seasons (Anaheim Buffalo, Detroit, Los Angeles, New Jersey, Ottawa, San Jose)

JANUARY

- 3 Training camps open for the remaining 24 teams
13 2020-21 regular season begins

APRIL

- 12 Trade deadline (3 p.m. ET)

MAY

- 8 Last day of regular season
*11 Stanley Cup Playoffs begin

JULY

- *9 Last possible day of Stanley Cup Final
17 Deadline for Protection Lists for Expansion Draft (5 p.m. ET)
21 Expansion Draft for Seattle Kraken (8 p.m. ET)
23 Round 1 of NHL Draft
24 Rounds 2-7 of NHL Draft
28 Restricted Free Agent/Unrestricted Free Agent signing period begins (12 p.m. ET)

*subject to adjustment

REFEREES

NAME NUMBER

Anderson, Reid* 49
Blandina, Brandon* 39
Brenk, Jake 26
Charron, Francis 6
Chmielewski, Tom 18
Dunning, Mitch* 43
Dwyer, Gord 19
Furlatt, Eric 27
Halkidis, Beaudry* 48
Hanson, Trevor 14
Hebert, Ghislain 22
Hebert, Jean 15
Joannette, Marc 25
Kelly, Dan* 45
Kozari, Steve 40
Lambert, Pierre 37
L'Ecuyer, Frederick 17
Lee, Chris 28
Luxmore, Thomas John 21
MacDougall, Peter 38
Markovic, Michael* 47
McCauley, Wes 4
McIsaac, Jon 2
Meier, Brad 34
Morton, Dean 36
Nicholson, Kendrick 30
O'Donnell, Conor* 41
O'Rourke, Dan 9
Peel, Tim 20
Pochmara, Brian 16
Pollock, Kevin 33
Rank, Garrett 7
Rehman, Kyle 10
Rooney, Chris 5
Schlenker, Chris 3
Schrader, Brandon* 46
Skilliter, Graham 24
South, Furman* 44
St-Laurent, Francois 8
St. Pierre, Justin 12
Sutherland, Kelly 11
Syvret, Corey* 42
Walsh, Ian 29

LINESMEN

NAME NUMBER

Alphonso, Shondor 52
Amell, Derek 75
Baker, Tyson* 88
Barton, Steve 59
Berg, Devin 87
Brisebois, David 96
Cherrey, Scott 50
Cormier, Michel 76
Daisy, Ryan 81
Devorski, Greg 54
Flemington, Kyle* 55
Fournier, Julien* 56
Galloway, Ryan 82
Gawryletz, Brandon 64
Gawryletz, Travis 67
Gibbons, Ryan 58
Knorr, Trent 63
Kovachik, Brad 71
Mach, Brian 78
MacPherson, Matt 83
Marquis, Jesse* 86
Miller, Steve 89
Mills, Bevan 53
Murchison, Kiel 79
Murray, Jonny 95
Nagy, Kory 97
Nansen, Derek 70
Pancich, Bryan 94
Racicot, Pierre 65
Rody, Vaughan 73
Sericolo, Anthony 84
Shewchuk, Mark 92
Smith, Andrew 51
Suchanek, Libor 60
Tobias, James 61
Toomey, Travis* 90

*Minor league official



WILD
HOCKEY



STREAM
LIVE

WILD LIVE
BEFORE & AFTER
EVERY GAME



=2020-2021=

TEAM MEDIA





MEDIA POLICIES AND PROCEDURES

MEDIA RESOURCES

WILD.COM/PRESSBOX: The Minnesota Wild media website wild.com/pressbox provides media access to the latest team news including press releases, game notes, multimedia and game day statistics, along with publications and other media information. Media must also use the site to request credentials to Wild practices, morning skates and games at TRIA Rink and at Xcel Energy Center.

TWITTER: Follow @mnwildPR on Twitter to get the latest news and notes from the team including practice times, player interviews and other valuable media information from the official Wild Public Relations Twitter account.

MINNESOTA WILD WIRELESS INFORMATION:

Wireless access is available throughout TRIA Rink and Xcel Energy Center by connecting to the WildMedia network.

Please enter WildMedia for the password when instructed.

ACCESS: All media access to Players, Coaches and Executives during the 2020-21 NHL Regular Season will be conducted virtually. There will be no event level or locker room access by any media during the 2020-21 NHL Regular Season, and no in person interviews will be permitted at any time. The Minnesota Wild organization and Communications department strive to make its players, coaches, management and other personnel available in a timely and responsible fashion to all accredited members of the media.

PRACTICE AND MORNING SKATE ACCESS: Media interested in covering the Minnesota Wild training camp sessions, daily practices and morning skates this season must register to attend by 4 p.m. the day before a practice or morning skate by visiting wild.com/pressbox and clicking "Practice Sessions Credentials". Media must submit a separate request for every practice and morning skate they plan to attend this season.

SINGLE-GAME CREDENTIALS: Press seating at Wild home games at Xcel Energy Center for the 2020-21 regular season is available to accredited media in the Al Shaver Press Box located on the south side of the Xcel Energy Center's press level. There will be no Minnesota Wild season credentials for the 2020-21 season. **Single-game credentials must be requested no later than 4 p.m. the day before a game.** Requests should be made by clicking on the "Game Day Credentials" link located at wild.com/pressbox. Once approved, single-game credentials may be picked up beginning 1.5 hours before game time at Media Will Call located at the Xcel Energy Center Box Office inside the Gate 1 Lobby on Kellogg Boulevard. Media credentials are not transferable and may be revoked for noncompliance or for violation of the NHL Media Access Policy or the 2020-21 NHL Season COVID-19 Protocol. The elevator to the press box is located in the southwest corner of the Xcel Energy Center near Section 107. Due to limited press box seating, approved credential requests will be seated on an as-available basis.

MEDIA HEALTH SCREENINGS: Upon entering TRIA Rink and/or Xcel Energy Center, media will be required to sign in and undergo a temperature test (anyone that registers a temperature over 99.5 or higher will not be allowed access) and attest that they are free of COVID-19 symptoms. Anyone that has a symptom, has had exposure to someone with symptoms of COVID-19, or has a temperature, will not be admitted entry and: (a) will need to follow up with their own physician for care, and (b) shall require a letter from their physician providing written media clearance before they may be admitted entry to the club facility. The medical clearance must detail the steps that were taken to effect such clearance, and must be satisfactory to the Club doctor and to the Club's infectious diseases specialist.

- Media must social distance from one another (minimum 6 feet)
- Media must wear face coverings at all times inside TRIA Rink and Xcel Energy Center.
- Face coverings shall completely cover the mouth and nose, fit snugly against the sides of the face, and shall be secure under the chin.
- Gaiters and Bandanas are not permitted to function as face coverings.
- Use of a face shield does not eliminate the requirement to wear a face covering underneath.
- Face coverings with exhalation valves or vents are prohibited.
- Media must stay on the bleacher side of TRIA Rink. Media will not be allowed access to the player/bench side of TRIA Rink.
- Media will only have access to the main level and pressbox level at Xcel Energy Center. Media will not have access to the event level.

- The media work room will not be open at TRIA Rink.
- The press dining room and media work room on the event level at Xcel Energy Center will not be open.

PRACTICE/MORNING SKATE INTERVIEWS: All media access will be conducted virtually. Minnesota Wild Head Coach **Dean Evason** and select players will be available to media via Zoom following each practice session. Please contact Aaron Sickman or Megan Kogut if you have specific interview requests or questions.

POST-GAME INTERVIEWS: Approximately 10 minutes following the conclusion of each NHL game, the Wild will make a representative number of players and Head Coach Dean Evason available for virtual interviews. The media access period for both Clubs will run concurrently. The selected Players and Head Coaches of each Club will be positioned in a separate area of the venue for the interview access period. The virtual media access periods will be organized and moderated by each Club's communications staff. Please contact each team's communications personnel to request access to post-game interviews.

PHOTOGRAPHERS: Only those photographers on assignment will be allowed access to designated photography locations at rink level and concourse positions. Xcel Energy Center spaces are accessible to local dailies and wire service photographers. Two photography positions are reserved for Wild team photographers. Additional photography positions are determined on a first-come, first-served basis and positions will be assigned by team photographer, Bruce Kluckhohn. In all cases, photographers should check in with Bruce Kluckhohn before the start of warm-ups. It is not possible to accommodate freelance photographers.

TELEVISION COVERAGE: All television stations are prohibited by the National Hockey League from shooting and distributing game footage of any contest that is being broadcast from Xcel Energy Center by the Minnesota Wild, the visiting team or network television. Requests for special features and the like should be directed to the Wild Communications department. Television stations are prohibited from doing live shots with the Xcel Energy Center ice in the background from 30 minutes prior to puck drop until 30 minutes after the completion of a game due to the exclusive rights holder broadcast window.

MEDIA PARKING AT TRIA RINK: Media attending practice at TRIA Rink should enter the parking ramp off of 6th Street (Ramp B) and drive to level 7 where there is a rink entrance from the parking ramp.

MEDIA PARKING AT XCEL ENERGY CENTER: Media that will cover a majority of home games during the 2020-21 season will receive an access code from the Wild PR department to use when entering the RiverCentre Parking Ramp for practice, morning skates and games. A Wild media credential and/or company issued media identification **WILL NOT** allow you access to the parking ramp for games. Media should enter the RiverCentre Park Ramp through the top entrance on Kellogg Boulevard. To enter the arena, media should take the West elevator to Skyway Level and then take the Skyway hallway elevator on the right down to level one to the RiverCentre Lobby and enter Xcel Energy Center through the Gate 1 East doors. An alternate option is to cross Kellogg Blvd. and enter through the RiverCentre Lobby.

MEDIA RELATIONS TEAM



AARON SICKMAN

DIRECTOR OF MEDIA RELATIONS



asickman@wild.com

Aaron Sickman is in his 22nd year with the Minnesota Wild. He started as an intern with the organization in June of 1998 and has held a number of positions in the club's communications and broadcasting department including Manager of Corporate Communications and Internet Services, Communications Manager, Manager of Media Relations and Team Services and Director of Media Relations.

His responsibilities include facilitating interview requests for players and hockey operations personnel, overseeing the distribution of all team information and working closely with the organization's digital content department and rights holders FOX Sports North and KFAN. Sickman is also responsible for coordinating logistics with the players featured on Becoming Wild presented by Toyota. During his tenure with the Wild, the team has been named the recipient of the Dick Dillman Award, given to the NHL's top Public Relations staff in each conference by the Professional Hockey Writers Association, in 2005-06, 2016-17 and 2019-20.

Born in the Twin Cities, he attended John Marshall High School in Rochester, Minn., and graduated from Gustavus Adolphus College with a double major in Organizational Management and Geography. Sickman also holds a Master of Science in Sport Management from the University of Massachusetts Amherst and served as the media relations intern for the NFL's Miami Dolphins in 1997.

He and his wife, Kari, have two sons, Evan and Tate. The family resides in Rosemount.

MEGAN KOGUT

MEDIA RELATIONS SPECIALIST



mkogut@wild.com

Megan Kogut is in her ninth season in the Wild media relations department and third as Media Relations Specialist. Her responsibilities include serving as the team contact for road games and NHL events, fulfilling interview and credential requests, compiling game notes, press box set up, maintaining statistical resources and creating and distributing weekly releases. She also works closely with the organization's creative services department creating, writing and updating the team's publications.

Kogut spent 2012 with the Minnesota Twins as the Baseball Communications Intern. Her duties included compiling daily press clippings, statistical packages, minor league reports and games notes, in addition to assisting with the team's publications. She also previously worked in minor league baseball with the Buffalo Bisons as a public relations intern during the 2010 season.

Born in Texas, Kogut grew up in Eagan, Minn. and attended Eagan High School before graduating from James Madison University in Harrisonburg, Va. She owns a bachelor's degree in communications studies with a concentration in public relations and a minor in sports communications.



FOX Sports North—the area's leading supplier of regional sports programming—and the Minnesota Wild's exclusive television partner since its inaugural season. The regional sports network enters its 21st consecutive year as the team's local television home and will telecast 52 regular season Wild games during the 2020-21 campaign. All games televised on FOX Sports North will also be streamed live on **FOX Sports GO**, available to customers of participating pay-TV providers. (Full provider list, visit www.getmyhometeams.com)

The FOX Sports North telecasts feature play-by-play by Anthony LaPanta (@AnthonyLaPanta) with color analysts Ryan Carter (@Ryan_Carter22), Lou Nanne (@NanneLou) and Wes Walz (@walz3737). In addition to live game coverage, FOX Sports North televises "Wild Live" before and after the games featuring host Audra Martin with analysis from Ben Clymer, Mark Parrish and Walz.

FOX Sports North reaches homes throughout Minnesota, Wisconsin, Iowa and North and South Dakota and telecasts nearly 2,600 hours of locally produced, Emmy award winning programming per year. The regional sports network is also the exclusive local television partner of the Minnesota Twins, Timberwolves, Lynx, United and partner to a number of local collegiate hockey associations. FSN has also produced the annual "Hockey Day Minnesota" television event for the past fifteen years.



KEVIN GORG

ANALYST/SIDELINE REPORTER

Kevin Gorg is an analyst and sideline reporter for FOX Sports North.

Gorg attended the University of St. Thomas where he studied teaching/coaching and minored in sports broadcasting. He served as the head hockey coach at Burnsville High School from 1993-95, head coach for Mounds View High School from 1995-98 and was the head coach for the University of St. Thomas Women's hockey team from 1998-2007 before he started reporting for FOX Sports North in 2006.

Gorg is a Burnsville, Minn., native and played goalie for 1985 State Champion Burnsville High School hockey team. He went on to play collegiately at the University of St. Thomas and for a USHL team in Des Moines, Iowa. He is the father of three girls, Katarina, Madelynn and Annika, and in his spare time he loves to go to the movies, listen to Journey and follows horse racing.

ANTHONY LAPANTA

TELEVISION PLAY-BY-PLAY ANNOUNCER



Anthony LaPanta is in his ninth season as play-by-play announcer for the Wild on the club's exclusive broadcast partner FOX Sports North.

A graduate of Totino-Grace High School and St. John's University (Collegeville, Minn.), LaPanta has covered the Twin Cities sports scene since 1991. The native of New Brighton, Minn., has hosted the pregame and postgame shows on FOX Sports North for the Twins, Wild and Timberwolves nightly since 2004 and called the television play-by-play for the University of Minnesota men's hockey team for two seasons before joining the Wild's broadcast team. He has also filled in as the play-by-play announcer for the Minnesota Twins and Minnesota Timberwolves, and handled the play-by-play duties for High School Hockey Night on FOX Sports North.

Before joining FOX Sports North, he was the television voice of the St. Paul Saints for 10 seasons and was the radio play-by-play announcer for the Twins in 1999.

LaPanta has won five regional Emmy Awards (three for play-by-play and two for sports anchor/host) and was involved in the development of the Hockey Day Minnesota concept.

LaPanta and his wife, Margo, have four children. They reside in Shoreview, Minn., where he has been very active in the hockey community. He spent many years coaching youth athletics in the Mounds View program, and recently finished his 13th season as an assistant high school football coach at Totino-Grace.

RYAN CARTER

TELEVISION & STUDIO ANALYST



Ryan Carter re-joined the Wild organization in September of 2018, and serves as a color analyst and studio analyst for Wild games on FOX Sports North. He also works closely with the team's web and digital content, community relations and marketing departments as a media and content advisor to help provide unique and creative content.

Carter also serves as an ambassador for the Wild's "Faceoff for Fitness" school assembly program. The educational initiative emphasizes physical fitness, nutrition and healthy lifestyle choices to students throughout Minneapolis and Saint Paul.

The White Bear Lake, Minn., native totaled 93 points (41-52=93), 444 PIM and 691 hits in 473 career NHL games during nine seasons with Anaheim, Carolina, Florida, New Jersey and Minnesota (2007-16). He recorded 25 points (10-15=25) and 103 PIM in 113 contests during two seasons with the Wild (2014-16). The left-shot winger appeared in 46 career Stanley Cup Playoff matches and won a Stanley Cup with the Anaheim Ducks in 2007. Carter played in 18 games with the Iowa Wild in 2016-17 after undergoing surgery to repair a torn labrum in his right shoulder. He announced his retirement as a player in September of 2017.

The former forward played two seasons at Minnesota State University Mankato (2004-06) and helped White Bear Lake High School reach the 2001 state high school hockey tournament. He graduated from Minnesota State University Mankato in May of 2018 with a bachelor's degree in interdisciplinary studies.

He and his wife, Erin, have three daughters, Maggie, Natalie and Lily.



WES WALZ

TELEVISION & STUDIO ANALYST

Wes Walz re-joined the Minnesota Wild organization in October of 2011, and serves as a color analyst and studio analyst for Wild games on FOX Sports North. He also serves as the Director of the Wes Walz Minnesota Wild Hockey School.

Following his retirement as a player, Walz served as an assistant coach with the Tampa Bay Lightning for two seasons (2008-10), head coach of the East Ridge High School girls' hockey team for two seasons (2012-14) and head coach of the East Ridge High School boys' team for three seasons (2014-17).

He skated in 607 career NHL games in parts of 13 seasons with Boston, Philadelphia, Calgary, Detroit and Minnesota (1989-07) collecting 260 points (109-151=260) and 343 penalty minutes (PIM). Walz was selected by Boston in the third round of the 1989 NHL Entry Draft (57th overall) and made his NHL debut on Feb. 18, 1990 with the Bruins. He recorded his first NHL goal and assist in his second career contest on Feb. 20, 1990 against the Flames in his hometown of Calgary. Walz split time between the AHL and NHL for the next six seasons before playing in Switzerland for four seasons (1996-00).

He was an inaugural member of the Minnesota Wild signing with the team as a free agent on June 28, 2000. Walz recorded 182 points (82-100=182) and 272 PIM in 438 games with the Wild before retiring on Dec. 1, 2007. He still owns the franchise record for most shorthanded goals in a career with 14. Walz set NHL expansion team records with seven shorthanded goals and nine shorthanded points during the 2000-01 season and was a key contributor on the team that advanced to the 2003 Western Conference Finals ranking tied for second in playoff goals (seven) and scoring (13). He was a finalist for the Frank J. Selke Trophy as the NHL's best defensive forward in 2002-03. Walz served as team captain in December 2000 and March/April 2006, and was a permanent alternate captain in each of his last two seasons with the team.

He and his wife, Kerry-Anne, have five children, Kelvin, Jaedyn, Brehna, Cheyne and Wrexyn.



KFAN FM 100.3 is the official flagship home of the Minnesota Wild. Since the 2011-12 NHL season, KFAN has broadcast all Wild preseason, regular season and Stanley Cup Playoff games on the State of Hockey's top-rated sports talk station. Bob Kurtz (play-by-play), Tom Reid (analyst) and Kevin Falness (studio host) capture all of the action and suspense. Coverage begins with a 15-minute pre-game show. Conflicting games are moved to KOOL 108 FM. Additional Wild-related programming on KFAN features the "Wild Weekly" show and "Wild Fanline," which airs after select Wild games.

iHeart Radio reaches more than 2.5 million listeners every week over the air, via the Internet and through iheartradio.com.



The Minnesota Wild is committed to growing the sport of hockey throughout the state of Minnesota and upper Midwest as part of the Minnesota Wild Radio Network. Through a partnership with Skyview Networks, more than 50 radio affiliates – the largest in the NHL – will broadcast Wild hockey games to thousands of Minnesota fans.

As one of America's most dynamic broadcast solutions companies, Skyview Networks is a broadcast technology and national network sales solutions company that provides services to 100-plus professional and collegiate sports organizations, ABC Radio, CBS News Radio, Local Radio Networks and two state news networks.

Founded in 1995, Skyview focuses on providing best-in-class services that include satellite distribution, full network automation, inventory management systems and network audio sales. For more information, visit skyviewnetworks.com.



Presented by
Xcel Energy

RADIO AFFILIATES (AS OF JANUARY 4, 2021)

MINNESOTA

Aitkin..... KGIN 930 AM/103.1 FM
Albert Lea..... KATE 1450 AM
Austin..... KAUS 1480 AM
Bemidji..... KBUN 104.5 FM/1450 AM
Benson..... KSCR 93.5 FM
Brainerd..... KUJL 103.5 FM
Crookston..... KROX 1260 AM/105.7 FM
Detroit Lakes..... KDLM 93.1 FM/1340 AM
Duluth..... WDSM 710 AM/KDAL 610 AM
Ely..... WELY 1450 AM
Eveleth..... KRBT 1340 AM
Fairmont..... KSUM 1370 AM
Fosston..... KKCQ 1480 AM
Glenwood..... KMGK 107.1 FM
Grand Rapids..... KOZY 1320 AM
Hibbing..... WMFG 1240 AM
Hutchinson..... KDUZ 1260 AM
International Falls..... KGHS 1230 AM

Mankato..... KMKO 95.7 FM
Marshall..... KNSG 107.5 FM
Mpls/St. Paul..... KFAN 100.3 FM
Montevideo..... KDMA 93.9 FM
New Ulm..... KNUJ 97.3 FM/860 AM
Northfield..... KYMN 95.1 FM/1080 AM
Red Wing..... KCUE 98.9 FM/1250 AM
Rochester..... KRCH 101.7 FM
Roseau..... KRWB 1410 AM
St. Cloud..... KXSS 1390 AM
Thief River Falls..... KKAQ 1460 AM
Verndale..... KSKK 1070 AM
Wabasha..... WBHA 99.7 FM/1190 AM
Walker..... KAKK 1570 AM
Warroad..... KRWB 102.9 FM
Waseca..... KOWZ 1170 AM
Winona..... KWNO 1230 AM
Worthington..... KWOA 730 AM

NORTH DAKOTA

Bismarck..... KLXX 1270 AM
Fargo..... KNFL 740 AM/KFGO 790 AM
Grand Forks..... KKKL 1440 AM

SOUTH DAKOTA

Sioux Falls..... KWSN 1230 AM
Vermillion..... KVTK 1570 AM
Yankton..... KVTK 101.5 FM

WISCONSIN

Eau Claire..... WBIZ 1400 AM

KEVIN FALNESS

EXECUTIVE PRODUCER/STUDIO HOST

Kevin Falness is in his 21st year as the Executive Producer and Studio Host of Minnesota Wild radio broadcasts on the club's flagship station KFAN radio and across the Minnesota Wild Radio Network. He is the host of the team's pre- and post-game shows, and keeps fans up to date on all the late-breaking hockey news and scores around the NHL between periods from the Audi QUATTRO Club in the Xcel Energy Center. It serves as the starting point for each and every radio broadcast for the Minnesota Wild Radio Network.

Falness is a graduate of St. Louis Park High School and Brown Institute, and spent six years in Denver working in sports radio at KKFN before joining the Minnesota Wild.

Besides hearing him on the radio broadcasts, you can also catch Falness providing updates both for the team's official Web site, wild.com and the official Minnesota Wild PONDcast. He also devotes much time to Wild radio affiliates, building the largest network in the NHL.

He and his wife, Melissa, have three sons, Brayden, Bennett and Beckett. The family lives in St. Louis Park.



BOB KURTZ

RADIO PLAY-BY-PLAY ANNOUNCER

Bob Kurtz is in his 21st year behind the radio play-by-play microphone of the Minnesota Wild. He, along with radio analyst and former NHL defenseman, Tom Reid, can be heard on KFAN Radio (100.3 FM), the official flagship station of Minnesota Wild hockey, and the extensive radio network which blankets the State of Hockey. In addition to calling Wild games, Kurtz and Reid were previously paired on Minnesota North Star telecasts and have worked side by side on University of Minnesota and Michigan State hockey broadcasts, as well.

The Detroit, Mich., native spent 11 years (1989-2000) working with New England Sports Network (NESN) in Boston, Mass., prior to joining the Wild for its inaugural season. He was the network's play-by-play voice of the Boston Red Sox and also broadcast an array of sports including Boston Bruins hockey, Boston University hockey, the Hockey East Game of the Week and the American Hockey League.

Kurtz has strong Minnesota ties having served as the lead television announcer for the Minnesota North Stars for seven seasons on KMSP (1979-84) and KLXI (1987-88). He also performed play-by-play duties for the Minnesota Twins on KMSP from 1979 to 1986 and on KSTP radio in 2011.

A graduate of Michigan State University, Kurtz returned to his alma mater to call Spartans hockey, football, baseball and basketball from 1974 to 1979. He has also done freelance play-by-play assignments with The Baseball Network (1994-95) and WJR Radio in Detroit.

He and his wife, Lorri, reside in Saint Paul. They have two sons, Paul and Dan (Gina) and twin grandsons Colt and Max.



TOM REID

RADIO ANALYST

Tom Reid is in his 21st year with the Minnesota Wild and his 19th season as the club's radio analyst, after serving as television analyst for the club's first two seasons. Reid and Bob Kurtz work together as the voices of Wild hockey on the club's official flagship station KFAN radio (100.3 FM), and the extensive radio network which blankets the State of Hockey. In addition to their work with the wild, the pair served as television broadcast partners with the North Stars beginning in 1980.

The former NHL defenseman joined the organization on Aug. 10, 2000, and spent his first two years as television analyst sharing his hockey knowledge with millions of hockey fans across Minnesota.

Reid spent 11 years playing in the NHL with the Chicago Blackhawks (1967-69) and the Minnesota North Stars (1969-78). In 701 games, the defenseman tallied 130 points (17-113=130) and 654 penalty minutes (PIM). He added 14 points (1-13=14) and 49 PIM in 43 career Stanley Cup Playoff games. Reid is the only NHL player to score a penalty shot on Hall of Fame goaltender Ken Dryden of the Montreal Canadiens.

Following his playing career, Reid spent the next 12 years as a television/radio analyst for the North Stars. Prior to his coming on board with the Wild, he served as the television analyst for University of Minnesota Golden Gopher hockey telecasts and was a television analyst for the Minnesota State High School Hockey Tournament.

The Fort Erie, Ont., native has been very active in community service projects since moving to Minnesota more than 30 years ago. Reid is presently involved with Minnesota's children's wish granting organization "Wishes & More". He was a co-founder of the Minnesota chapter of the Make-A-Wish foundation in 1982, and served as the organization's volunteer Vice President for 16 years.

Reid was on the initial board of directors for the NHL Alumni Association and served as the president of the Minnesota NHL Alumni chapter from 1998 to 2010. Reid is also the owner of Tom Reid's Hockey City Pub in downtown Saint Paul.

He and his wife, Patty, reside in Inver Grove Heights. They have a daughter, Rebecca, who resides in the Twin Cities.





2020-2021 SCHEDULE

JANUARY 2021

SUN	MON	TUE	WED	THU	FRI	SAT
					1	2
3	4	5	6	7	8	9
10	11	12	13	14 FSN @LAK 9:00	15	16 FSN @LAK 8:00
17	18 FSN @ANA 8:00	19	20 NBCSN @ANA 8:30	21	22 FSN @SJS 7:00	23
24 FSN @SJS 7:00	25	26 FSN LAK 7:00	27	28 FSN LAK 7:00	29	30 FSN COL 7:00

FEBRUARY 2021

SUN	MON	TUE	WED	THU	FRI	SAT
	1	2 NBCSN @COL 7:30	3	4 FSN @COL 8:00	5	6 FSN ARI 2:00
7 FSN ARI 2:00	8	9 FSN STL 7:00	10	11 FSN STL 7:00	12	13 FSN @LAK 9:00
14	15	16 FSN @LAK 9:00	17	18 FSN @ANA 9:00	19	20 FSN @ANA 8:00
21	22	23	24	25	26 FSN LAK 7:00	27 FSN LAK 7:00
28						

MARCH 2021

SUN	MON	TUE	WED	THU	FRI	SAT
	1 FSN @VGK 9:00	2	3 FSN @VGK 8:30	4	5 FSN @ARI 8:00	6 FSN @ARI 6:00
7	8 FSN VGK 7:00	9	10 NBCSN VGK 6:00	11	12 FSN ARI 7:00	13
14 FSN ARI 7:00	15	16	17	18 FSN @COL 8:00	19	20 FSN @COL 2:00
21	22 FSN ANA 6:30	23	24 FSN ANA 4:30	25	26	27
28	29 FSN @SJS 9:30	30	31 FSN @SJS 9:30			

APRIL 2021

SUN	MON	TUE	WED	THU	FRI	SAT
				1 FSN @VGK 9:00	2	3 FSN @VGK 8:00
4	5 FSN COL 7:00	6	7 FSN COL 8:00	8	9 FSN @STL 7:00	10
11 FSN @STL 2:00	12	13	14	15	16 FSN SJS 7:00	17 FSN SJS 7:00
18	19 FSN @ARI 8:00	20	21 FSN @ARI 8:00	22	23 FSN @SJS 8:00	24 FSN @SJS 8:00
25	26 FSN STL 7:00	27	28 NBCSN STL 6:00	29	30 FSN @STL 7:00	

MAY 2021

SUN	MON	TUE	WED	THU	FRI	SAT
						1 FSN @STL 7:00
2	3 FSN VGK 7:00	4	5 FSN VGK 7:00	6	7 FSN ANA 7:00	8 FSN ANA 7:00



ALL TIMES CENTRAL. GAME DATES & TIMES SUBJECT TO CHANGE.
FOR THE LATEST GAME INFORMATION, VISIT WILD.COM.



Stream Wild games live on your mobile device with the FOX Sports GO app. Download the app and take FOX Sports North and Wild hockey with you wherever you go.



All Minnesota Wild games are available on KFAN 100.3 FM.
Any preempted contests will be heard on KOOL 108 FM or
KTLK 1130 AM.





VENZA

**DEAR HEADS,
PREPARE TO TURN.**



OFFICIAL VEHICLE OF THE MINNESOTA WILD



Prototypes shown with options. Extra-cost color shown.



ENERGIZED BY THE PLACES WE LIVE, WORK AND PLAY

Our commitment to this community is a big part of everything we do. We're into buying local. Investing here. Supporting carbon-free initiatives. Delivering energy you can count on to be cleaner, safer and less expensive. We're here to keep living room lamps lit. And futures as bright as we can make them. Because doing our part for the places we live and work is good energy.

We are proud to celebrate 20 years with the Xcel Energy Center and the Minnesota Wild. Because we know what it means to put good energy into action, both on and off the ice.

Visit [xcelenergy.com](https://www.xcelenergy.com) to learn more.

