

32 BACKSTROM

25 BELANGER

24 BOOGAARD

96 BOUCHARD

21 BRODZIAK

15 BRUNETTE

8 BURNS

22 CLUTTERBUCK

18 GILLIES

37 HARDING

14 HAVLAT

34 HNIDY

5 JOHNSON

9 KOIVU

20 MIETTINEN

11 NOLAN

67 POULIOT

55 SCHULTZ

36 SCOTT

51 SHEPPARD


12 WELLER

6 ZANON

3 ZIDLICKY



TEAM GUIDE • YEAR IX • 2009-2010



STEVE CANNON

1928 - 2009

Steve Cannon, the legendary voice of WCCO Radio, passed away April 6, 2009 after a five-month battle with cancer at the age of 81. Born in Michigan, Cannon grew up in Eveleth on the Minnesota Iron range. He pursued an acting career before starting in radio in Mason City, Iowa, later moving to Bemidji, Stillwater, Duluth and Milwaukee before landing at KSTP-AM in the late 1950s. He worked for 13 years as a morning show host at KSTP-AM before joining WCCO Radio in 1971 where the "The Cannon Mess" was a hit for 26 years, a record in major market radio. Emanating from the "basement studios," the show was highlighted by his banter with Morgan Mundane, Ma Linger, and Backlash LaRue, characters that he performed himself, but so convincingly that many listeners thought they were real.

WCCO's 50,000-watt clear channel carried Cannon's voice over half of the U.S. and in five Canadian provinces. He also served the State of Hockey as play by play announcer for the University of Minnesota men's hockey team and color analyst alongside Al Shaver for Minnesota North Stars games. Cannon had television stints on KARE 11 and KSTP TV as well. He retired in 1997 after spending nearly 40 years on Minnesota airwaves.

ACCESS: The Minnesota Wild organization and Communications department strive to make its players, coaches, management and other personnel available in a timely and responsible fashion to all accredited members of the media.

CREDENTIALS: Press seating at Wild home games at Xcel Energy Center is available to accredited media in the Al Shaver Press Box located on the south side of the Xcel Energy Center's press level. Single-game credentials must be requested no later than 5 p.m., the day prior to a game played Tuesday through Saturday and by 3 p.m., Friday for a Sunday or Monday holiday game. Requests should be made in writing to Deb Hanson, Minnesota Wild, 317 Washington Street, Saint Paul, MN 55102; facsimile requests at (651) 293-9574 or e-mail requests at "dhanson@wild.com" will also be accepted. Single-game credentials may be picked up at the media entrance near Gate 1, located on the southeast entrance of the Xcel Energy Center on Kellogg Boulevard. The elevator to the pressroom and press box is located in the southwest corner of the Xcel Energy Center near Gate 2. Due to occasional limited press box seating, those requesting single-game credentials will be seated on an as-available basis, with preference given to the following: local daily newspapers and wire services, television stations with sportscasts, radio stations which use actualities, visiting media, national media. Next preference goes to other Twin Cities media including weekly newspapers, general topic magazines and television shows and any other media that have a specific assignment to cover a Wild game. Those persons holding full-season Wild or NHL Team Management credentials MUST enter through Gate 1.

MEDIA MEMBERS HOLDING SEASON PASSES SHOULD NOTIFY THE COMMUNICATIONS DEPARTMENT IF PLANNING TO COVER A GAME IN ORDER TO RESERVE SEATING. A MEDIA CREDENTIAL CANNOT BE USED TO SIT IN SPECTATOR SEATING AREAS.

DAY-OF-GAME INTERVIEWS: After completion of the morning skate, which typically begins at approximately 10:30 a.m. (for a 7 p.m. start), is the best time to interview players and coaches on a game day. Requests to interview a player upon his arrival to Xcel Energy Center for the game will be accommodated upon the player's and coach's approval and should be requested at the morning skate. If the team is not practicing, the request should be made to the Wild, or visiting team public relations department, no later than 10 a.m. on the day of game. The Wild Communications department cannot guarantee access to players or coaches if no practice is scheduled. Interviews that need advance preparation or special accommodation by a Wild player or Communications staff member, such as live or studio television interviews pre- and post-game, should be made by contacting the Wild Communications department no later than 10 a.m. on the day of the game.

DAY-OF-GAME PRACTICES: On home game days when the Wild choose to practice, they will typically take the ice at approximately 10:30 a.m. Media should plan on arriving by 10:30 a.m. for game-day practices. The visiting team's practice usually starts at 11:30 a.m. Call the Wild Communications department if there is a question regarding either team's practice schedule.

LOCKER ROOMS: NHL locker rooms close 90 minutes before game time. Requests for interviews to take place before the locker rooms are closed will be accommodated only upon prior approval by both the player and coach. The rooms will re-open five minutes after the game and remain open for 30 minutes. The officials' locker room is off limits to the media. Should a comment or interpretation from the game's referee or NHL supervisor be needed, contact a member of the Wild Communications department and a pool reporter may be assigned.

PHOTOGRAPHERS: Only those photographers on assignment will be allowed access to designated photography locations at rink level and in overhead positions. Xcel Energy Center spaces are accessible to local dailies, wire service photographers and local TV crews (for non-televised games). Two photography positions are reserved for Wild team photographers. Additional photography positions are determined on a first-come, first-served basis; however, in cases of increased photographer attendance, positions will be assigned by Dwayne Hankins of the Wild Brand Marketing staff and team photographer Bruce Kluckhohn. In all cases, photographers should check in with Dwayne Hankins or Bruce Kluckhohn in the pressroom before game time. Because of very limited photography locations, it is not possible to accommodate freelance photographers.

PRESS ROOM: Media possessing season credentials or those granted single-game credentials are invited to have a meal before each game in the press dining room, located on the lower level (Xcel Energy Center's south side). The Minnesota Wild will charge media \$5 to eat a meal in the press dining room. A portion of the proceeds will be donated to the Minnesota Sports & Entertainment (MSE) Community Giving Fund. The room opens two-and-one-half hours before game time. Dining room usage is limited to those presenting valid Wild credentials or NHL Team Management passes. It is impossible to accommodate family members, friends, guests or others. Any abuse of dining room privileges may cause forfeiture of a media pass. Limited refreshments are also available during intermissions.

SERVICES: The Wild Communications department will furnish pre-game press notes, lineups, press releases, complete statistics and other pertinent information in the pressroom and the press dining room. There are sufficient electrical outlets and telephones available in the press box and media work room (adjacent to the press dining room). Media interested in using the Xcel Energy Center wireless network can receive an access code from a member of the communications staff. Statisticians are available to assist radio and television broadcasters by contacting the Wild Communications department. These services must be made in advance, and once they are made, the statisticians must be compensated whether or not used.

TELEVISION COVERAGE: All television stations are prohibited by the National Hockey League from shooting and distributing game footage of any contest that is being broadcast from Xcel Energy Center by either the Minnesota Wild, the visiting team or network television. Requests for special features and the like should be directed to the Wild Communications department.

MEDIA PARKING: The amount of parking available to the media at the Xcel Energy Center is limited. The Wild Communications department will issue full-season parking passes only to those media expected to attend the majority of home games throughout the 2008-09 season. All other parking requests will be handled on a per-game basis and are subject to availability. Media parking will be located in the RIVERCENTRE PARKING RAMP across Kellogg Boulevard from the arena. The ramp has two entrances: on Kellogg Boulevard and on Exchange Street, which can be accessed via Eagle Street (at the Kellogg and West Seventh intersection). To enter the building, media should take the West elevator to Skyway Level and enter the arena at the skyway entrance to Gate 1. An alternate option is to cross Kellogg Blvd. and enter through the main entrance at Gate 1.

CLUB DIRECTORY.....	4
MINNESOTA SPORTS & ENTERTAINMENT.....	8
MINNESOTA WILD BOARD OF DIRECTORS.....	9
TEAM MANAGEMENT.....	10
HOCKEY OPERATIONS.....	17
COACHING STAFF.....	22
SCOUTING STAFF.....	27
TRAINING & EQUIPMENT TEAM.....	29
MEDICAL TEAM.....	31
MINNESOTA WILD STAFF.....	34
BROADCAST INFORMATION.....	40
MINNESOTA WILD FOUNDATION.....	45
XCEL ENERGY CENTER.....	46
TEAM IDENTITY.....	48
PLAYER BIOGRAPHIES.....	49
IN THE SYSTEM.....	100
FUTURE WILD.....	110
TEAM ROSTER.....	116
HOUSTON AEROS.....	118
TEAM HISTORY.....	121
DRAFT HISTORY.....	156
RECORDS.....	161
PLAYOFFS.....	197
NHL DIRECTORY.....	220
NHL TEAM INFORMATION.....	221
NHL INFORMATION & KEY DATES.....	250
2009-10 WILD SCHEDULE.....	254

Vice President of Communications & Broadcasting
Bill Robertson

Managing Editor
Dwayne Hankins

Assistant Editors
Carly Peters, Aaron Sickman, Ryan Stanzel

Special Thanks
Minnesota Wild Business Staff, National Hockey League,
Elias Sports Bureau

Photography
Bruce Kluckhohn, Andy King

Designed By
Andrew Hill • Middletown Dreams LLC

Printed by
Shapco Printing, Inc. • Minneapolis, Minn.

Copyright © 2009
Minnesota Wild

The information contained in this publication was compiled by the Minnesota Wild and is provided as a courtesy to our fans and the media, and may be used for personal and editorial purposes only. Any commercial use of this information is prohibited without the prior written consent of the Minnesota Wild Hockey Club and Minnesota Sports & Entertainment.

All NHL and team insignias depicted in this publication are the property of NHL Enterprises, inc. and the respective teams and may not be reproduced for commercial purposes without the prior written consent of NHL Enterprises, Inc.

32 BACKSTROM

25 BELANGER

24 BOOGAARD

96 BOUCHARD

21 BRODZIAK

15 BRUNETTE

8 BURNS

22 CLUTTERBUCK

18 GILLIES

37 HARDING

14 HAVLAT

34 HNIDY

5 JOHNSON

9 KOIVU

20 MIETTINEN

11 NOLAN

67 POULIOT

55 SCHULTZ

36 SCOTT

51 SHEPPARD

12 WELLER

6 ZANON

3 ZIDLICKY



MSE STAFF DIRECTORY

MINNESOTA WILD
317 WASHINGTON STREET
SAINT PAUL, MN 55102
PHONE: (651) 602-6000 • FAX: (651) 222-1055
TICKETS: (651) 222-WILD (9453) • WILD.COM

Board Members Craig Leipold (Owner/Governor), Philip Falcone (Minority Owner),
Mark Falcone, Quinn Martin, Robert O. Naegele, Jr., Mark Pacchini and Jac Sperling
Investors in MSE Craig Leipold (Owner/Governor), Philip Falcone (Minority Owner),
Robert Hubbard (Limited Partner), Stanley E. Hubbard (LP), Stanley S. Hubbard (LP), Horace H. Irvine III (LP),
Robert Marvin (LP), Robert O. Naegele, Jr. (LP), Ford Nicholson (LP), Todd Nicholson (LP),
Vance Opperman (LP) and Michael Reilly (LP)

EXECUTIVE MANAGEMENT

Owner/Governor Craig Leipold
Minority Owner Philip Falcone
Chief Operating Officer Matt Majka
Chief Financial Officer Jeff Pellegrum
Vice President, Customer Sales and Service; Executive Vice President, Houston Aeros and AHL Governor Jamie Spencer
Vice President, Facility Administration/General Manager, RiverCentre Jim Ibister
Vice President/General Manager, Xcel Energy Center Jack Larson
Vice President, Communications and Broadcasting Bill Robertson
Vice President Corporate Partnership Carin Anderson
Vice President, Brand Marketing John Maher
Executive Assistant Stephanie Huseby
Executive Assistant, Hockey Operations Laura Stevenson
Administrative Assistant, Sales and Service, Creative Services and Marketing Tawnya Vidnovic
Administrative Assistant, Communications and Broadcasting, Corporate Sales & Service, Human Resources Deb Hanson

HOCKEY OPERATIONS

General Manager Chuck Fletcher
Assistant General Manager Brent Flahr
Assistant General Manager Tom Thompson
Assistant to the General Manager Jim Mill
Director of Hockey Operations Chris Snow
Director of Hockey Administration Shep Harder
Head Coach Todd Richards
Assistant Coaches Mike Ramsey, Dave Barr
Goaltending Coach Bob Mason
Video Coordinator PJ DeLuca
Director of Professional Scouting Blair Mackasey
Coordinator of Amateur Scouting Guy Lapointe
Amateur Scouts Marc Chamard, Craig Channell, Paul Charles, Brian Fortin, Christopher Hamel, Brian Hunter,
Marty Nanne, Ken Prost, Ernie Vargas
European Scouts Pavel Routa
Professional Scouts Jamie Hislop, Chris Kelleher
Head Athletic Therapist Don Fuller
Head Equipment Manager Tony DaCosta
Strength and Conditioning Coach Christopher Pietrzak-Wegner
Assistant Athletic Trainer John Worley
Massage Therapist Travis Green
Assistant Equipment Managers Matt Benz, Brent Proulx
Hockey Operations Administrator Cindy Sweiger
Travel Coordinator Mary Kenna
Medical Director Dr. Sheldon Burns
Orthopedic Surgeon Dr. Joel Boyd
Assistant Orthopedic Surgeon Dr. Brad Nelson

4



2009-10 MINNESOTA WILD TEAM GUIDE

MSE STAFF DIRECTORY



Team Physician Dr. Dan Peterson
Oral Surgeon Dr. David Hamlar
Team Dentists Dr. Kyle Edlund, Dr. Mike Nanne, Dr. Mike Pelke

SALES AND SERVICE

Director, Customer Sales Matt Cords
Manager, Ticket Operations Chris Turns
Account Manager, Group and Event Suites Cory Effertz
New Business Development Britny Holloway, Emily Iversen, Mike McDonough, Matt Sayre
Seasonal Inside Sales Dexter Albrecht, Brett Rousseau, Hannah Skildum, Dusty Smieja
Senior Manager, Customer Service Maria Troje
Account Service Executives Natalie Kaess, Joshua Simonson, Jennifer Watters
Sales and Service Interns Heidi Jo Hansen, Chelsea Greenwald

RETAIL OPERATION

Director, Retail Operations Matt Freiberg
Manager, Retail Operations Scott Sarkis
Coordinator, Hockey Lodge Store Rae Lynn Peterson
Manager, Warehouse Joe Ferens
Assistant, Retail Operations Annie Johnson
Manager, MOA Hockey Lodge Store Jennifer Meyers
Manager, Maplewood Mall Hockey Lodge Store Brian Talcott
Retail Intern William Berg

CORPORATE PARTNERSHIPS

Account Executives Bryan Bellows, Carl Levi, Michelle Morgan
Interactive Account Executive Brandon Latack
Senior Manager, Corporate Service Kathleen Borschke
Corporate Service Coordinators Anna Johnson, Ed Souter
Corporate Sales & Service Intern Kathryn Belcourt

COMMUNICATIONS AND BROADCASTING

Manager, Media Relations and Team Services Aaron Sickman
Coordinator, Media Relations and Team Services Ryan Stanzel
Manager of Broadcasting Maggie Kukar
Studio Host / Executive Producer, Minnesota Wild Radio Kevin Falness
Media Relations Interns Carly Peters, Molly Gehr
Radio Play-By-Play Bob Kurtz
Radio Analyst Tom Reid
Television Play-By-Play Dan Terhaar
Television Analyst Mike Greenlay

BRAND MARKETING

Director, Events and Promotions Wayne Petersen
Senior Manager, Digital & Interactive Group Michael Brinkman
Manager, E-mail and Database Holly Doyle
Manager, Game Presentation Paul Loomis
Manager, Production Services Hank Dolan
Manager, Marketing Emily Gausman
Manager, Web and Creative Services Dewayne Hankins
Database Coordinator Michelle Wendorf
Website Content Coordinator Travis Brillowski
Lead Graphic Designer Rebecca Finlay
Graphic Advertising Design Coordinator Katie Vannelli
Team Curator Roger Godin

2009-10 MINNESOTA WILD TEAM GUIDE

IT'S IN OUR BLOOD.



5

32 BACKSTROM
25 BELANGER
24 BOOGAARD
96 BOUCHARD
21 BRODZIAK
15 BRUNETTE
8 BURNS
22 CLUTTERBUCK
18 GILLIES
37 HARDING
14 HAVLAT
34 HNIDY
5 JOHNSON
9 KOIVU
20 MIETTINEN
11 NOLAN
67 POULIOT
55 SCHULTZ
36 SCOTT
51 SHEPPARD
12 WELLER
6 ZANON
3 ZIDLICKY



MSE STAFF DIRECTORY

Mascot Coordinator Eric Balloy
Marketing/Game Ops Intern Andrew Johnson

COMMUNITY GIVING

Director, Community Partnerships Brad Bombardir
Manager, Community Giving Amy Woog-Patnode
Coordinator, Community Giving Rachel Schultdt
Coordinator, Events/Community Giving Joelle Nelson
Community Relations Intern Nina Bymark

FINANCE AND ACCOUNTING

Controller Molly Jungbauer
Director, Finance Mitch Helgerson
Senior Manager, Accounting Services Molly McArdle
Finance Specialist Maggie Hobbs
Senior Staff Accountant Kara Hanson
Staff Accountants Dan Hanson
Senior Payroll Manager Kim Brunko
Payroll and Accounting Generalist Melissa Power
Accounting Associate, Cash Management Brenda Reeves
Accounts Payable Administrator Sue Lorenz

HUMAN RESOURCES

Senior Director, Human Resources Delores Murphy
Human Resources Generalist Melissa Klauer

INFORMATION TECHNOLOGY

Director, Information Technology David Weisbrod
Helpdesk Manager Mike Vevea
Helpdesk Technician Brent Mealhouse
Network Technician Pavlo Trynos
Systems Technician Paul Jess

MISCELLANEOUS

Home Arena /Capacity Xcel Energy Center (18,064)
Training Site Saint Thomas Arena
Primary Affiliate Houston Aeros (AHL)
Radio Network Flagship WCCO (830 AM)
Television Networks KSTC-TV Channel 45 (Over-the-Air), Fox Sports Net North (Cable)
Team Photographer Bruce Kluckhohn
Public Address Announcer Adam Abrams
Keyboard Palmer Harbison
Head of Off-Ice Officials Barry Fritz
NHL Security Representative William D. Johnson

SAINT PAUL ARENA COMPANY

Administrative Assistant, Xcel Energy Center Elizabeth Peterson
Senior Director, Operations Mark Stoffel
Senior Director, Planning and Public Affairs Bill Huepenbecker
Director, Event Development Bryan Miller
Director, Booking & Administration Susan Hubbard
Director, Event Management Mark Zirbel
Director, Public Relations SPAC Kathy O'Connor
Director, RiverCentre Sales & Marketing Kate Setley
Director, Sales & Marketing, Xcel Energy Center Kelly McGrath

MSE STAFF DIRECTORY



Director, Guest Service & Premium Operations Rachael Johnson
Director, Box Office Operations Kristina Meier
Director, Facilities Development Mark Anger
Marketing Manager Anette Andruss
Senior Manager, Suite Service & Premium Operations Keri Johnson
Coordinator, Public & Media Relations SPAC Jora Deziel
Coordinator, Suite Service & Premium Operations Garon Rowland
Coordinator, Group Sales Karen Reisinger
Marketing/Advertising & Sales Coordinator Nellie Gosh
Guest Service Managers Rob Armstrong, Bill Bennis, Tracy Peters
Guest Services Coordinator Bree Oslin
Senior Operations Managers Matt Fujinaka, Jeff Klein
Assistant Operations Managers Scott Eichstad, Luke Krueger, Corrie Niska
Coordinator, Ice Operations/Event Manager Travis Larson
Sales Managers, RiverCentre Rich Branham, Carrie Rosener
Event Managers Vanessa Bjerke, Zach Foster, Rachael Haave, Jon Koehler, Pat Lealos, Jill Mastel
Box Office Manager, Operations Micki Tschida
Box Office Manager, Finance Julie Strothman
Box Office Supervisors Judy Bartolet, Jon Johansen
Lead Ticket Seller Craig Cerrato
Executive Administrator Special Projects Sharon Roberts
Manager, Event Administrative Services Laura Holslin
SPAC Office Manager Coulette Columbus Powers
Event Contract Specialist Glenda Hernandez
Lead Custodians Don Anderson, Jimmy Flanders, John Jensen, Paul Hitchcock
Custodians Christopher Aase, Mark Carlson, Karen Ferlas, Robert Freedy, Ronald Gustafson, Chris Hartman, Sandra Helgemoe, Deanna Keenan, Paul Krey, Harold Lockwood, Jr., John Moreno, Matthew Norland, Michael Olmstead, Randy Olmstead, Paul Patterson, Janet Pearson, John Schlottke, Gary Stasny, Michael Casalenda, Jr.

Senior Electrician Michael Casalenda, Jr.
Electricians Mario Casalenda, John Grundhofer
Security Manager Rick Nyquist
Security Jackson Lindau, Jeremy Jacobs, Palito Verdeja, Preston Woods, Robert Paulsen, Steve Ruane, Steve Monita, Thomas Price, Walter Licht, Jr., Patrick Molitor
Lead Stage Technician Dave Gajeski, Scott Gallahue, Michael Meyer, Jeff Simonett
Stage Technicians Ted Langer
Painter David Mulliner
Chief Engineer Gregory Black, Larry Novotny, Carl Waldner
Engineers Tim Wolfgram
Facility Manager, 317 on Rice Park Lori Brandl, Chris Moore
Receptionist, 317 on Rice Park Ryan Schultdt
Guest Services Attendant, 317 on Rice Park

WILDSIDE CATERERS EXECUTIVE MANAGEMENT

President, Morrissey Hospitality Companies Bill Morrissey
Chief Financial Officer Phil Jungwirth
Vice President and General Manager Keith Reardon
Assistant General Manager Robin Sparke
Controller Deb Motl
Executive Chef Michael Harper
Executive Director of Sales & Marketing Michael Meyer
Director of Premium Food Services Sue Brown
Director of Catering Sales – 317 on Rice Park Melody Haines
Director of Catering Sales – Saint Paul RiverCentre Diane Keller
Director of Suite/Catering Sales Devin Meyer
Director of Operations Michelle Kline

32 BACKSTROM

25 BELANGER

24 BOOGAARD

96 BOUCHARD

21 BRODZIAK

15 BRUNETTE

8 BURNS

22 CLUTTERBUCK

18 GILLIES

37 HARDING

14 HAVLAT

34 HNIDY

5 JOHNSON

9 KOIVU

20 MIETTINEN

11 NOLAN

67 POULIOT

55 SCHULTZ

36 SCOTT

51 SHEPPARD

12 WELLER

6 ZANON

3 ZIDLICKY



MINNESOTA SPORTS & ENTERTAINMENT



MINNESOTA SPORTS & ENTERTAINMENT

Minnesota Sports & Entertainment (MSE) is a premier sports and entertainment provider and has expanded into several different avenues of business operations. MSE was originally formed in 1997 by majority owner Bob Naegele, Jr. and a group of investors when they were awarded the rights to an expansion National Hockey League (NHL) franchise for the City of Saint Paul. The limited partnership owns the NHL's Minnesota Wild along with the AHL's Houston Aeros, Saint Paul Arena Company, which operates the Xcel Energy Center, Saint Paul RiverCentre and The Legendary Roy Wilkins Auditorium. In addition, MSE originally launched an expansion franchise in the National Lacrosse League, the Minnesota Swarm, which played its inaugural season at Xcel Energy Center in 2005.

Along with the Wild, the Swarm and the Saint Paul Arena Company, MSE has extended its business interests into the hospitality realm through its majority stake in Wildside Caterers. The limited partnership also owns and operates 317 on Rice Park, the former historic Minnesota Club, which has become one of the most intimate venues in the Twin Cities for wedding receptions, business meetings and other gatherings. Each of these entities offers a broad collection of entertainment, business and hospitality services and is committed to excellence and customer satisfaction.

The Minnesota Wild is the centerpiece of the business enterprise and is entering its ninth year in the Northwest Division of the NHL's Western Conference. The team has excelled both on and off the ice, and has quickly left its mark on the deep hockey traditions of Minnesota. On the heels of an improbable playoff run to the Western Conference Finals in 2003, the club served as host for the 2004 NHL All-Star Weekend and provided the exclusive U.S. host city for the World Cup of Hockey 2004. The Wild also continues to be committed to building a close relationship with its fans both on and off the ice.

The Wild play in the state-of-the art Xcel Energy Center located in downtown Saint Paul. In its inaugural season, the team and its fans set an NHL expansion team record for total attendance and, through its first eight years, has sold out every game. The facility has showcased the world's greatest hockey players as well as premier concerts, family shows and college and high school athletic tournaments.

The past few years have been busy ones for Xcel Energy Center, in addition to hosting the Republican National Convention, the venue welcomed the U.S. Figure Skating Championships in January 2008 and a rally for Barack Obama in June 2008. Xcel Energy Center also hosted the breathtaking Walking With Dinosaurs — The Live Experience, along with legendary artists Neil Diamond, Bon Jovi, Santana and Bruce Springsteen.

Saint Paul RiverCentre has been the venue of choice for major business, trade and civic gatherings, which have included appearances by President George W. Bush and Rudolph Giuliani. The Saint Paul Arena Company manages Xcel Energy Center and Saint Paul RiverCentre for MSE and The Legendary Roy Wilkins Auditorium for the City of Saint Paul.

By building on its core assets, MSE has expanded its operation into complementary lines of business that capitalize on its ability to provide venues for unique sports, entertainment and business experiences. Building winning relationships with guests, communities and partners is the foundation of MSE's success.

MINNESOTA WILD BOARD OF DIRECTORS



Craig Leipold



Philip Falcone



Bob Naegele, Jr.



Jac Sperling



Mark Falcone



Quinn Martin



Mark Pacchini

The Minnesota Sports & Entertainment Board is made up of Chairman Craig Leipold, Philip Falcone, Bob Naegele, Jr., Jac Sperling, Mark Falcone, Quinn Martin and Mark Pacchini.

INVESTORS IN MINNESOTA SPORTS & ENTERTAINMENT INCLUDE:

Craig Leipold
Philip Falcone
Bob Naegele, Jr.
Robert Marvin
Hubbard Broadcasting, Inc.

Vance Opperman
Horace H. Irvine III
Ford Nicholson
Todd Nicholson
Mike Reilly

32 BACKSTROM

25 BELANGER

24 BOOGAARD

96 BOUCHARD

21 BRODZIAK

15 BRUNETTE

8 BURNS

22 CLUTTERBUCK

18 GILLIES

37 HARDING

14 HAVLAT

34 HNIDY

5 JOHNSON

9 KOIVU

20 MIETTINEN

11 NOLAN

67 POULIOT

55 SCHULTZ

36 SCOTT

51 SHEPPARD

12 WELLER

6 ZANON

3 ZIDLICKY



TEAM MANAGEMENT



CRAIG LEIPOLD

OWNER & GOVERNOR

Craig Leipold is the majority owner and principal investor in Minnesota Sports & Entertainment (MSE), a regional sports and entertainment leader that includes the National Hockey League's Minnesota Wild, the Houston Aeros of the American Hockey League, Wildside Caterers, 317 on Rice Park and the facility management of Xcel Energy Center and the Saint Paul RiverCentre. He oversees the day-to-day business operations of the organization and also serves as the team's Governor at NHL Board of Governors' meetings. The NHL's Board of Governors officially approved Leipold's purchase of MSE on April 10, 2008.

Leipold's unwavering goal of bringing a Stanley Cup championship to the fans of the "State of Hockey" can be seen by his decision to hire Chuck Fletcher as the Wild's second General Manager in team history on May 22, 2009. Fletcher was the Assistant General Manager of the Pittsburgh Penguins 2009 Stanley Cup team.


Under Leipold's ownership, the Wild are dedicated to building a Stanley Cup contending franchise, playing an important role in the community through service initiatives, providing a fun and entertaining game-night experience and building strong relationships with their fans and corporate partners.

A resident of Racine, Wis., Leipold completed the sale of the Nashville Predators to a local ownership group on December 7, 2007, a team he owned since the expansion franchise was awarded to Nashville in 1997.

During his time as an NHL owner, Leipold has been a tireless advocate for the professional hockey industry. Appointed by NHL Commissioner Gary Bettman, Leipold serves on both the League's Executive committee and Audit committee. Steadfast in his belief that a new collective-bargaining agreement needed to give smaller markets like Nashville a chance to succeed economically and on the ice, he was a member of the League committee that negotiated the CBA with the NHL Players' Association in 2005. He is also a strong advocate for the new, more "fan-friendly" NHL, including the rule changes to promote a more entertaining competition and increased fan access to the product.

Craig and his wife Helen (Chairman and Chief Executive officer of Johnson Outdoors, Inc. and Chairman of Johnson Financial Bank Corp.) have five sons: Chris, Kyle, Connor, Curtis and Bradford.

TEAM MANAGEMENT



MATT MAJKA

CHIEF OPERATING OFFICER

Matt Majka (pronounced MAY-kuh) begins his second season as Chief Operating Officer for Minnesota Sports and Entertainment (MSE) after being named to the position in October of 2008. Majka begins his 13th year with the organization. He previously held the positions of Executive Vice President, Senior Vice President of Business Operations and Vice President of Marketing and Corporate Sponsorships.

MSE is a regional sports and entertainment leader that has grown into several different business operations including the Minnesota Wild, its minor league affiliate the Houston Aeros, Wildside Caterers, 317 on Rice Park and the facility management of Xcel Energy Center and Saint Paul RiverCentre.

During his tenure with the Wild, Majka has been instrumental in fostering the unique relationship between the hockey club and its fan base. The team's continued dedication to the fans of the "State of Hockey" was shown again when the Wild was named the "Best Stadium Experience" in the National Hockey League, according to ESPN The Magazine's "Ultimate Standings 2009" list. Minnesota also ranked second overall for "Stadium Experience" in the field of all 122 major league sports franchises.

Majka, 48 (10/21/60), came to the Minnesota Wild in October of 1997 from Rollerblade, Inc., where he started work in 1984. Beginning as a Sales Representative for the fledgling company, he held positions of increasing responsibility through his 13-year tenure including: Sales Representative, Regional Sales Manager, Marketing Manager, Director of International Business, Senior Director of Product Marketing and culminating with his appointment as Vice President of Product Marketing. During his tenure, the privately held company grew revenues from \$1 million to more than \$200 million annually.

The Detroit, Mich., native has lived in the Twin Cities for more than 40 years. Majka is a 1984 speech communications graduate of the University of Minnesota. He and his wife, Kym, have two sons, Sam and Nick. The family resides in Wayzata.

32 BACKSTROM

25 BELANGER

24 BOOGAARD

96 BOUCHARD

21 BRODZIAK

15 BRUNETTE

8 BURNS

22 CLUTTERBUCK

18 GILLIES

37 HARDING

14 HAVLAT

34 HNIDY

5 JOHNSON

9 KOIVU

20 MIETTINEN

11 NOLAN

67 POULIOT

55 SCHULTZ

36 SCOTT

51 SHEPPARD


12 WELLER

6 ZANON

3 ZIDLICKY



TEAM MANAGEMENT



JEFF PELLEGRAM

CHIEF FINANCIAL OFFICER

Jeff Pellegrom is entering his second season as the Executive Vice President, Chief Financial Officer for the Wild. In his role, he oversees the finance department and administrative functions, including information technology and human resources, of the organization, as well as other Minnesota Sports and Entertainment (MSE) entities.

MSE is a regional sports and entertainment leader that has grown into several different business operations including the Minnesota Wild, its minor league affiliate

the Houston Aeros, Wildside Caterers, 317 on Rice Park and the facility management of Xcel Energy Center and Saint Paul RiverCentre.

Pellegrom, 43 (1/2/66), has extensive experience in corporate finance. Prior to joining the Wild, he spent eight years with 3M and 10 years with SC Johnson, specializing in mergers and acquisitions.

A native of Midland, Mich., Pellegrom received his undergraduate degree in mathematics and economics from Kalamazoo College before earning his MBA in finance from the University of Minnesota's Carlson School of Management.

Pellegrom enjoys endurance sports including triathlons in his free time. He and his wife, Mary, have two sons, Jordan and Jonah, and two daughters, Sophia and Isabella. The family resides in Eagan.

TEAM MANAGEMENT



CARIN ANDERSON

VICE PRESIDENT, CORPORATE PARTNERSHIPS

Carin Anderson is entering her 13th year with the Wild and her first season as Vice President, Corporate Partnerships. A Wild employee since July of 1997, she is one of organization's longest tenured employees. In her current role, she will oversee the development of all the team's corporate partnerships, sales of annual suites and retail operations.

Anderson, 40 (7/18/69), previously held the positions of Director of Corporate Services and Senior Director, Corporate Partnerships and Retail Operations. Her duties included assisting in corporate partner development and managing the service and fulfillment of all partnership commitments.

Prior to her time with the Wild, Anderson spent six years with the University of Minnesota's Men's Athletic Department as a Marketing Manager.

A native of North Branch, Minn., Anderson received a business degree with an emphasis in finance from the University of Minnesota's Carlson School of Management in 1991.

Anderson enjoys gardening, listening to music and playing with her children in her spare time. She and her husband, Brent, have two sons, Eli and Owen. The family currently resides in Hugo.



JIM IBISTER

VICE PRESIDENT, FACILITY ADMINISTRATION/
GENERAL MANAGER, SAINT PAUL RIVERCENTRE

Jim Ibister holds the position of Vice President Facility Administration/General Manager, Saint Paul RiverCentre. He is responsible for the overall operations of the Saint Paul Arena Company, with emphasis on Saint Paul RiverCentre, which includes The Legendary Roy Wilkins Auditorium. Ibister also works closely with the RiverCentre Authority and other city agencies and civic organizations and is involved with promoting, booking and servicing all events at these venues.

Each year, the RiverCentre hosts approximately 300 events attended by more than 750,000 people. Events at the RiverCentre represent tens of millions of dollars of economic impact to the city of Saint Paul. Ibister also oversees campus-wide Information Technology efforts and the operation of 317 on Rice Park for Minnesota Sports & Entertainment.

Ibister, 46 (11/21/62), served five years (1996-00) as the Executive Director of the Mayo Civic Center in Rochester, Minnesota, before joining Saint Paul Arena Company in July of 2000. He was the Director of Event Operations at the Saint Paul Civic Center from 1994 to 1996 and spent seven years as the Mayo Civic Center Operations Manager from 1988 to 1994.

Ibister graduated from St. Cloud State University in 1987 with a BS in Theater and Speech Communications. He and his wife, Molly, have a son, Carter and a daughter, Ellen. The New Hope, Minn., native enjoys baseball, hockey, theater and writing in his spare time. The family resides in Roseville.

32 BACKSTROM

25 BELANGER

24 BOOGAARD

96 BOUCHARD

21 BRODZIAK

15 BRUNETTE

8 BURNS

22 CLUTTERBUCK

18 GILLIES

37 HARDING

14 HAVLAT

34 HNIDY

5 JOHNSON

9 KOIVU

20 MIETTINEN

11 NOLAN

67 POULIOT

55 SCHULTZ

36 SCOTT

51 SHEPPARD

12 WELLER

6 ZANON

3 ZIDLICKY



TEAM MANAGEMENT



JACK LARSON

VICE PRESIDENT/GENERAL MANAGER, XCEL ENERGY CENTER

Jack Larson joined the organization in September of 2001 and serves as Vice President/General Manager, Xcel Energy Center. He oversees the day-to-day operations, which includes securing and promoting events, attractions and shows at Xcel Energy Center. Larson also focuses his attention on supporting the requirements of the Minnesota Wild, the National Lacrosse League's Minnesota Swarm, and all other events that are staged at Xcel Energy Center.

Larson and his staff work to bring the world's top entertainment attractions to Saint Paul each year. In 2009 alone, Xcel Energy Center welcomed AC/DC, Bruce Springsteen and the E Street Band, Elton John & Billy Joel and Eric Clapton & Steve Winwood, among many other great sporting and family events. Looking ahead, Saint Paul will host the 2010 NCAA Men's Hockey West Regional (March 26-27) and the 2011 NCAA Men's Frozen Four (April 7 and 9) at Xcel Energy Center. Larson has also been instrumental in cultivating

annual fan and family-favorite events such as the WCHA Red Baron Final Five, World's Toughest Rodeo, Disney On Ice and the Minnesota State High School League Tournaments.

Larson, 55 (7/17/54), has more than 39 years of experience in the arena operations field. Prior to joining Minnesota Sports & Entertainment (MSE), the Richfield, Minn., native spent seven years (1994-01) as the Assistant Executive Director of Operations at Target Center. He handled scheduling, booking and contracting events, along with budgeting for the operations of the building, and hiring and training of the staff to operate the facility. From 1991 to 1994, Larson was a part of the San Jose Arena Management Corporation and the National Hockey League's (NHL) San Jose Sharks. He served as Director of Booking and Operations and oversaw the opening of the new San Jose Arena, in addition to the start-up of operations for NHL hockey in the 50-year-old Cow Palace. Before moving to San Jose, Larson started his arena operations career in Minnesota at Met Center where he worked from 1970 to 1991. He held a number of positions including Director of Met Center, and Director of Operations, Met Center. In those roles, Larson was responsible for the day-to-day operations including renting and staffing the facility for all events.

Larson and his wife, Sherry, have two children, Laura and Jake. He enjoys golfing, playing hockey, softball, fishing and rollerblading in his free time. The family resides in Lakeville.



JOHN MAHER

VICE PRESIDENT, BRAND MARKETING

John Maher is entering his third season as Vice President of Brand Marketing for the National Hockey League's (NHL) Minnesota Wild. In this role, John leads the management of brand, creative and advertising efforts, as well as supervising staff responsible for game presentation, events, promotions, publications, Minnesota Sports & Entertainment (MSE) Creative Services and media production. The marketing group also works closely with the sales and service group to target and attain sales objectives, leveraging the organizations database and CRM tools.

Maier joined the organization in July of 2000, as Director of Production Services, and was first tasked with building the creative and technical capabilities needed to launch all elements of the Wild's Inaugural Season game and event presentation at Xcel Energy Center. He was named Senior Director of Creative Services in 2002 and Senior Director of Marketing in 2005. In 2004, he coordinated MSE's launch of the

Minnesota Swarm franchise and was named NLL Marketing Executive of the Year in 2005.

Prior to joining the Wild, Maher worked in a variety of event management and game presentation roles for Twin Cities-based teams, including the Minnesota North Stars, Minnesota Vikings, Minnesota Twins, Juntunen Media/Minnesota Timberwolves, and University of Minnesota Men's Athletics.

Maier is a 1984 Graduate of the University of Minnesota School of Journalism. A Bloomington, Minn., native, John and his wife, Linda, have two sons, Joe and Andrew, and a daughter, Lindsay. The family resides in Lakeville.

TEAM MANAGEMENT



BILL ROBERTSON

VICE PRESIDENT, COMMUNICATIONS & BROADCASTING

Bill Robertson enters his 13th season as the Vice President, Communications and Broadcasting for the Minnesota Wild and its parent company, Minnesota Sports & Entertainment (MSE). Since joining the organization in January of 1998, Robertson's responsibilities have included overseeing the organization's media relations, community giving, team publications, website content and overall broadcasting efforts, along with the club's NHL and local broadcast schedules. He serves as the organization's main spokesperson and also oversees communications efforts for all events at Xcel Energy Center and the Saint Paul RiverCentre complex. In addition, Robertson plays a role in the club's team marketing and corporate partner initiatives. He served as the organization's main liaison and led the strategic business planning of the 2004 NHL All-Star Weekend events, World Cup of Hockey 2004 and the 2008 Lester Patrick Awards Banquet held in Saint Paul.

Robertson, 48 (3/21/61), has played a major role in the inception of four professional sports franchises (Minnesota Timberwolves, Mighty Ducks of Anaheim, Minnesota Wild and Minnesota Swarm) and the opening of four

major sporting venues – Target Center, Arrowhead Pond of Anaheim, Edison International Field of Anaheim and Xcel Energy Center. He came to the Minnesota Wild from The Walt Disney Company, where he joined the organization in May of 1993 and oversaw the media relations efforts of the Mighty Ducks of Anaheim during its inaugural season. Following Disney's purchase of MLB's California Angels in 1996, his duties expanded to include the management of media relations, team publications and community relations for the Mighty Ducks and Angels. Prior to joining Disney, Robertson worked for the NBA's Minnesota Timberwolves and Target Center from 1989 to 1993.

The 1983 speech communication graduate of California State University–Fullerton has received several distinguished media awards including the prestigious 2005-06 Dick Dillman Award, given to the NHL's top public relations staff. Robertson was also a recipient of the award four consecutive seasons in Anaheim (1994-97). In 2003, The Hockey News selected the Minnesota Wild as possessing the NHL's best media relations department in its "The Best of Everything in Hockey" issue. In 2000, Robertson was honored as one of the "100 People to Watch" in Minnesota by Minneapolis/Saint Paul Magazine and one of Twin Cities Business Journal's "40 Under 40." He also has twice been chosen to serve as media relations liaison for the U.S. Olympic men's and women's ice hockey teams at both the 2002 Winter Olympics in Salt Lake City, Utah and the 2006 Winter Games in Turin, Italy. He also worked the 1984 Summer Olympic Games in Los Angeles as a media relations liaison.

The Saint Paul native is active with several Minnesota-based philanthropic charities and serves on many local community committees. Robertson enjoys playing golf and tennis in his spare time and represents the organization as a public speaker for many local events. He and his wife, Beth, have a son, Brett, and a daughter, Brooke. The family resides in Eagan.



JAMIE SPENCER

VICE PRESIDENT, CUSTOMER SALES & SERVICE

Jamie Spencer enters his third season as Vice President, Customer Sales & Service for the Minnesota Wild and has been with the organization since June of 1997. Spencer's responsibilities include overseeing all Minnesota Wild Ticket Sales and Service. The Wild begin the 2009-10 NHL season having sold out every home game in franchise history, posting 365 consecutive contests (328 regular season, 24 preseason and 13 playoff), the longest current streak in the NHL. The total attendance for the Wild's first eight seasons stands at 6,756,210.

He also serves as Executive Vice President of Business Operations for the American Hockey League's (AHL) Houston Aeros, being named to the position April 20, 2009. In this role with the Aeros, Spencer's primary responsibility is to provide executive leadership and direction to the entire organization, with particular focus on the Ticket Sales and Service, Corporate Sales and Service, Retail Sales, Marketing Game Operations, Communications & Broadcasting, Charitable Giving and Finance/Administrative.

Prior to joining the Wild, Spencer enjoyed a collegiate hockey career at the University of Wisconsin-Madison, where he served as captain his senior year. He then joined the professional ranks playing in the East Coast and American Hockey Leagues, within the Anaheim Mighty Ducks minor league system. He also represented the United States as a member of Team USA at the 1995 World Championships in Stockholm, Sweden.

Spencer, 36 (8/11/73), is a member of the NHL Ticket Advisory Board and the AHL Sales and Marketing Committee. He has a passion for sports and spends a lot of his spare time at the rink, teaching hockey to children of all ages. The University of Wisconsin-Madison graduate is a native of Indianapolis, Ind. He and his wife, Kindra, daughter, Emmy, and son, Levi, reside in Rosemount.

32 BACKSTROM

25 BELANGER

24 BOOGAARD

96 BOUCHARD

21 BRODZIAK

15 BRUNETTE

8 BURNS

22 CLUTTERBUCK

18 GILLIES

37 HARDING

14 HAVLAT

34 HNIDY

5 JOHANSSON

9 KOIVU

20 MIETTINEN

11 NOLAN

67 POULIOT

55 SCHULTZ

36 SCOTT

51 SHEPPARD

12 WELLER

6 ZANON

3 ZIDLICKY



Experience the speed

on the nation's fastest 3G network



1.866.MOBILITY | ATT.COM/WILD | VISIT A STORE



Official wireless provider of the Minnesota Wild.

3G not available in all areas.. © 2009 AT&T Intellectual Property. All rights reserved. AT&T, AT&T logo and all other marks contained herein are trademarks of AT&T Intellectual Property and/or AT&T affiliated companies. All other marks contained herein are the property of their respective owners.

HOCKEY OPERATIONS

Tenacity
Tradition
Resilience
Defense
Stand
Checking
Speed
Preparation
Aggression
Focus
Team First
Intensity
Control
Dominance
Humility
Bravery
Drive
Big Hits
Sacrifice

STATE OF MINNESOTA HOCKEY

Xcel Energy

MINNESOTA WILD

32 BACKSTROM

25 BELANGER

24 BOOGAARD

96 BOUCHARD

21 BRODZIAK

15 BRUNETTE

8 BURNS

22 CLUTTERBUCK

18 GILLIES

37 HARDING

14 HAVLAT

34 HNIDY

5 JOHNSON

9 KOIVU

20 MIETTINEN

11 NOLAN

67 POULIOT

55 SCHULTZ

36 SCOTT

51 SHEPPARD

12 WELLER

6 ZANON

3 ZIDLICKY



HOCKEY OPERATIONS



CHUCK FLETCHER

GENERAL MANAGER

The Minnesota Wild ushered in a new era in hockey management when Chuck Fletcher was named General Manager on May 22, 2009. Entering his 17th season in the National Hockey League, Fletcher oversees the Wild's hockey operations department including all matters relating to the club's player personnel, coaching staff, scouting department and minor league operations. In his first summer as General Manager of the Wild, Fletcher hired Todd Richards as Head Coach, signed quality free agent players Martin Havlat, Greg Zanon and Shane Hnidy, and drafted

Eden Prairie's Nick Leddy in the first round of the NHL Entry Draft. He also revamped the club's hockey operations structure and upgraded the scouting staff.

Prior to joining the Wild, Fletcher, 42 (4/29/67), served as the Pittsburgh Penguins Assistant General Manager for three seasons including the 2008-09 Stanley Cup championship team. He worked closely with Penguins General Manager Ray Shero on all hockey-related matters, including scouting, overseeing the development of young prospects and contract negotiations. Fletcher also managed hockey operations for Pittsburgh's AHL affiliate, the Wilkes-Barre/Scranton Penguins. Under his leadership, Wilkes-Barre/Scranton reached the AHL's Calder Cup finals in 2007-08, and the division finals in 2006-07 and 2008-09.

Fletcher has also been to the Stanley Cup finals in management with the Florida Panthers and the Anaheim Ducks. Fletcher's extensive NHL management experience includes a four-year stint with the Anaheim Ducks from 2002-06 as Director of Hockey Operations, Assistant General Manager, and Vice President of Amateur Scouting and Player Development.

The Montreal native also spent nine years in the front office of the Florida Panthers from 1993-2002, working seven seasons as Assistant General Manager and one season as Interim General Manager. In 1996, the Panthers advanced to the Stanley Cup finals.

Fletcher, the son of Hockey Hall of Famer Cliff Fletcher, graduated from Harvard in 1990 and spent one year as the Sales and Merchandising Coordinator for Hockey Canada and two years as a player representative for Newport Sports Management before making the transition to the front office.

Chuck and his wife, Rhonda, have two children, Kaitlin and Keith.



BRENT FLAHR

ASSISTANT GENERAL MANAGER

Brent Flahr (pronounced FLAYRE) was named Assistant General Manager on July 28, 2009. He is responsible for overseeing all aspects of player development and evaluation and assists General Manager Chuck Fletcher in player personnel decisions, contract negotiations and league related issues.

Flahr, 35 (6/25/74), spent the last two seasons with the Ottawa Senators as Director of Hockey Operations. Prior to joining the Senators, he spent four seasons working as an Amateur Scout for the Anaheim Ducks including the 2007 Stanley Cup team. From 1996 to 2003, Flahr spent eight seasons as part of the Florida Panthers organization, serving in a variety of positions, including Assistant to the General Manager, and Scouting and Video Coordinator. He

was also the Director of Hockey Operations for the Panthers' American Hockey League (AHL) affiliate, the San Antonio Rampage. Flahr has worked with Fletcher two times previously, spending three seasons together in Anaheim and six seasons in Florida.

The native of Courtenay, B.C. is a graduate of Princeton University, where he played four seasons of college hockey for the Tigers from 1992 to 1996.

He and his wife, Dana, reside in Saint Paul.



TOM THOMPSON

ASSISTANT GENERAL MANAGER

Tom Thompson is in his 11th year with the Minnesota Wild and eighth as Assistant General Manager. He was named the Wild's Chief Scout on Sept. 15, 1999, and held the position until being promoted to his current role on Sept. 4, 2002. Thompson is responsible for overseeing all aspects of the club's amateur scouting department. He also plays a large role in the organization's preparation for, and the selection of players, at the National Hockey League (NHL) Entry Draft. His expertise and talent-evaluating skills have led to the selection of young players such as Derek Boogaard, Pierre-Marc Bouchard, Brent Burns, Cal Clutterbuck, Tyler Cuma, Marian Gaborik, Colton Gillies, Josh Harding, Danny Irmien, Mikko Koivu, Nick Schultz, James Sheppard and Stephane Veilleux.

Since participating in its first Entry Draft in 2000, Wild draft picks have played in a total of 3,788 NHL contests, the most of any team in the NHL. During the 2008-09 season, a total of 14 draft picks skated in a game for Minnesota. The 25-year NHL scouting veteran works closely with, and reports directly to General Manager Chuck Fletcher.

Thompson, 56 (6/24/53), joined the Wild staff after spending two years (1997-99) as a Scout for the Edmonton Oilers. His scouting duties with the Oilers covered college, major junior and international hockey. Prior to his tenure with Edmonton, he served 12 years with the Calgary Flames, the last three years (1994-97) as the Director of Amateur Scouting after serving nine years (1985-94) as a Scout for the organization. The Winnipeg, Manitoba-native obtained a Master's degree in history and a law degree from the University of Manitoba and practiced as a litigation lawyer from 1976 to 1995. He currently resides in Eagan, with his wife, Linda, and their two sons, Paul and Eric.

32 BACKSTROM

25 BELANGER

24 BOOGAARD

96 BOUCHARD

21 BRODZIAK

15 BRUNETTE

8 BURNS

22 CLUTTERBUCK

18 GILLIES

37 HARDING

14 HAVLAT

34 HNIDY

5 JOHNSON

9 KOIVU

20 MIETTINEN

11 NOLAN

67 POULIOT

55 SCHULTZ

36 SCOTT

51 SHEPPARD


12 WELLER

6 ZANON

3 ZIDLICKY



HOCKEY OPERATIONS



JIM MILL
ASSISTANT TO THE GENERAL MANAGER

Jim Mill was named Assistant to the General Manager on June 30, 2009. He reports to General Manager Chuck Fletcher and helps oversee the day-to-day operations of the Wild's hockey operations department. Mill also serves as the General Manager of the Houston Aeros of the American Hockey League (AHL).


Prior to joining the Wild, Mill spent 11 years working for the AHL. He joined the AHL's hockey operations staff in 1998, was promoted to Vice President in 2001 and was named Executive Vice President of Hockey Operations prior to the 2007-08 season. In addition to personally supervising some 100 games every season, Mill managed all facets of the league's hockey operations department, including management of the AHL's officiating program, recruiting, hiring and assigning on-ice officials to supplement those in the National Hockey League officials development program.

Mill, 41 (11/17/67), also oversaw the league's disciplinary process for fines and suspensions, developed and executed the 1,160-game league schedule and coordinated the playoff schedules with all participating teams. He also served as the league secretary to the AHL Board of Governors.

Mill came to the AHL office after serving as Assistant Director of Hockey Operations at the East Coast Hockey League. He played four seasons as a goaltender in the ECHL (1992-96) and served on the executive board of the Professional Hockey Players' Association. Mill also served as an assistant coach and director of player/community relations for Tallahassee (ECHL) in 1996-97.

He played junior hockey for the renowned Springfield Olympics program in Enfield, Conn., and captained the varsity team at St. Anselm College in Manchester, N.H., where he earned MVP honors in 1992.

Mill was born in Detroit, Mich., and grew up in Hartford, Conn. He and his wife, Cindy, have three daughters, Kyra, Kady and Ashley. The family resides in Eden Prairie.



CHRIS SNOW
DIRECTOR OF HOCKEY OPERATIONS

Chris Snow is in his fourth season as Director of Hockey Operations for the Minnesota Wild after being named to the position on June 14, 2006. His responsibilities include analyzing team rosters and cap commitments for the purpose of strategic roster planning, preparing for contract negotiations and arbitration, assisting in day-to-day hockey administration and CBA interpretation, and coordinating the team's summer development camp. Snow also works in the area of pro scouting, seeing NHL and AHL games and compiling and analyzing player information in preparation for player acquisitions. Periodically, Snow writes a Hockey Operations Blog for Wild.com, providing insight into player personnel decisions and league trends.

Snow, 28 (8/11/81), previously was a staff writer for the Boston Globe, where he worked as the Boston Red Sox beat writer. Prior to that, he covered the Wild's 2003-04 season for the Minneapolis Star Tribune. A graduate of Syracuse University, Snow interned for the Globe in 2001 and 2002 and the Los Angeles Times in 2003.

He and his wife, Kelsie, reside in Saint Paul.

HOCKEY OPERATIONS




GUY LAPOINTE
COORDINATOR OF AMATEUR SCOUTING

Guy Lapointe begins his 11th year as Coordinator of Amateur Scouting after joining the Minnesota Wild in September of 1999. Lapointe's role with the club focuses on scouting and evaluating talent in all amateur and professional leagues. He works closely with Assistant General Manager Tom Thompson and General Manager Chuck Fletcher. While working with the organization, Lapointe has aided in the selection of young players including Pierre-Marc Bouchard, Brent Burns, Cal Clutterbuck, Marian Gaborik, Mikko Koivu, Nick Schultz and James Sheppard.

Lapointe, 61 (3/18/48), joined the Wild staff after spending nine years (1990-99) with the Calgary Flames. He served as a Scout for the Flames for seven seasons (1990-95, 1997-99) and as an Assistant Coach for two seasons (1995-97). Prior to his tenure with Calgary,

Lapointe held the position of Assistant Coach for five seasons (1984-85, 1987-90) with the Quebec Nordiques (Colorado Avalanche). The Montreal native also served two seasons (1985-87) as General Manager and Head Coach of the Longueuil Chevaliers of the Quebec Major Junior Hockey League.

As a player, Lapointe played 16 NHL seasons (1968-84) and was a member of six Stanley Cup championship teams with the Montreal Canadiens. He also played a key role for Team Canada at the historic 1972 Summit Series against the Soviets, was a member of the 1976 Canada Cup championship team and represented the NHL in the 1979 Challenge Cup against the Soviets. The four-time NHL All-Star was elected to the Hockey Hall of Fame in 1993. He currently resides in St. Lazare, Que., with his wife, Louise. Lapointe has three grown children, Guy Jr., Stephanie and Jordan, and five grandchildren.



BLAIR MACKASEY
DIRECTOR OF PROFESSIONAL SCOUTING

Blair Mackasey (pronounced MACK-uh-see) is in his fourth season as Director of Professional Scouting for the Minnesota Wild after being named to the position on Jan. 10, 2006. He oversees all aspects of the club's professional scouting.

Mackasey, 53 (12/13/55), joined the Wild from Hockey Canada, where he was named Head Scout in June of 2002 and was later named Director of Player Personnel in July of 2005. While with Hockey Canada, he was responsible for all player evaluation and player selections for

Canada's National Junior Team Development and Selection Camps as well as Canada's Men's Under-18 Program. Mackasey also assisted Wayne Gretzky and Canada's management and coaching staff in player evaluations for Canada's 2006 Men's Olympic Hockey Team. During his four seasons with Hockey Canada, he won back-to-back World Junior gold medals (2005 and 2006) and two silver medals (2003 and 2004), overseeing player selection and operations of Canada's National Junior Team at the IIHF World Junior Championship. Mackasey also won two gold medals with Canada's National Under-18 Summer Team at the Junior World Cup (2004, 2005), a silver medal with Canada's National Under-18 Team at the World Championship in April of 2005 and a gold medal in 2003.

Prior to joining Hockey Canada, he was a member of the Phoenix Coyotes' scouting staff for six seasons (1996-2002). Mackasey spent three seasons as a Head Coach in the Quebec Major Junior Hockey League with the Granby Bisons (1993-94) and the Drummondville Voltigeurs (1994-96). He also played minor league baseball in the Montreal Expos organization with the likes of Ellis Valentine and Gary Carter.

Mackasey and his wife, Debbie, have four children, Andrea, Blair Jr., Erin and Dave. The family resides in Beaconsfield, Que.

32 BACKSTROM

25 BELANGER

24 BOOGAARD

96 BOUCHARD

21 BRODZIAK

15 BRUNETTE

8 BURNS

22 CLUTTERBUCK

18 GILLIES

37 HARDING

14 HAVLAT

34 HNIDY

5 JOHNSON

9 KOIVU

20 MIETTINEN

11 NOLAN

67 POULIOT

55 SCHULTZ

36 SCOTT

51 SHEPPARD


12 WELLER

6 ZANON

3 ZIDLICKY



COACHING STAFF



TODD RICHARDS

HEAD COACH

Todd Richards was named Head Coach of the Minnesota Wild on June 16, 2009. He has advanced to the playoffs in all 13 of his professional seasons as a player, and in all seven as a Head Coach or Assistant Coach. Prior to joining the Wild, Richards spent one season as an Assistant Coach for the San Jose Sharks, helping the team to an NHL-best 53-18-11 record and a Presidents' Trophy in 2008-09.

He spent two seasons (2006-08) as Head Coach of the Wilkes-Barre/Scranton Penguins in the American Hockey League (AHL), where he led the team to a berth in the Calder Cup Finals in 2008. Fletcher was the Baby Pens General Manager during that time. Richards ended his stint with Wilkes-Barre/Scranton ranked first in franchise history with 98 wins and in winning percentage (.653). He also was named Head Coach of the PlanetUSA Team at the 2007 Rbk Hockey/AHL All-Star Classic in Toronto.

Before his time in Wilkes-Barre/Scranton, Richards served as an Assistant Coach (2002-06) with the Milwaukee Admirals. During his time in Milwaukee, the Admirals won two West Division titles (2003-04 and 2005-06) and made two trips to the Calder Cup Finals, winning the AHL title in 2003-04. In his seven seasons as a Head Coach or Assistant Coach in the professional ranks, Richards' teams have made the league finals three times.

A former defenseman, Richards has captured several other championships throughout his career, including a pair of Western Collegiate Hockey Association (WCHA) titles with the University of Minnesota (1988 and 1989), the 1991 Calder Cup with Springfield, the 2001 Turner Cup (International Hockey League) in Orlando and a Swiss-B League title with Servette Geneve in 2002.

RICHARDS' PLAYING CAREER

YEAR	TEAM (LEAGUE)	REGULAR SEASON					PLAYOFFS				
		GP	G	A	PTS	PIM	GP	G	A	PTS	PIM
1985-86	Minnesota (WCHA)	38	6	23	29	38	—	—	—	—	—
1986-87	Minnesota (WCHA)	49	8	43	51	70	—	—	—	—	—
1987-88	Minnesota (WCHA)	34	10	30	40	26	—	—	—	—	—
1988-89	Minnesota (WCHA)	46	6	32	38	60	—	—	—	—	—
1989-90	Sherbrooke (AHL)	71	6	18	24	73	5	1	2	3	6
1990-91	Fredericton (AHL)	3	0	1	1	2	—	—	—	—	—
	Springfield (AHL)	71	10	41	51	62	14	2	8	10	2
	HARTFORD (NHL)	2	0	4	4	2	6	0	0	0	2
1991-92	Springfield (AHL)	43	6	23	29	33	8	0	3	3	2
	HARTFORD (NHL)	6	0	0	0	2	5	0	3	3	4
1992-93	Springfield (AHL)	78	13	42	55	52	9	1	5	6	2
1993-94	Las Vegas (IHL)	80	11	35	46	122	5	1	4	5	18
1994-95	Las Vegas (IHL)	80	12	49	61	130	9	1	2	3	6
1995-96	Orlando (IHL)	81	19	54	73	59	23	4	9	13	8
1996-97	Orlando (IHL)	82	9	36	45	134	10	0	1	1	4
1997-98	Orlando (IHL)	75	6	37	43	68	17	3	8	11	13
1998-99	Orlando (IHL)	67	11	26	37	61	16	3	7	10	14
1999-00	Orlando (IHL)	43	7	18	25	26	6	0	5	5	4
2000-01	Orlando (IHL)	75	9	28	37	60	16	2	11	13	8
2001-02	Servette Geneve (Swiss-B)	34	11	26	37	18	—	—	—	—	—
NHL TOTALS		8	0	4	4	4	11	0	3	3	6

COACHING STAFF



RICHARDS' COACHING RECORD

YEAR	TEAM (LEAGUE)	REGULAR SEASON						PLAYOFFS			
		G	W	L	OT	PTS	PCT	G	W	L	PCT
2002-03	Milwaukee – Assistant Coach (AHL)	80	32	27	21	85	.531	6	2	4	.333
2003-04	Milwaukee – Assistant Coach (AHL)	80	46	24	10	102	.638	22	16	6	.727
2004-05	Milwaukee – Assistant Coach (AHL)	80	47	24	9	103	.644	7	3	4	.429
2005-06	Milwaukee – Assistant Coach (AHL)	80	49	21	10	108	.675	21	14	7	.667
2006-07	W-B/Scranton – Head Coach (AHL)	80	51	23	6	108	.675	11	5	6	.455
2007-08	W-B/Scranton – Head Coach (AHL)	80	47	26	7	101	.631	23	14	9	.609
2008-09	SAN JOSE – Assistant Coach (NHL)	82	53	18	11	117	.731	6	2	4	.333
ASSISTANT COACH TOTALS (AHL)		320	174	96	50	398	.622	56	35	21	.625
ASSISTANT COACH TOTALS (NHL)		82	53	18	11	117	.731	6	2	4	.333
HEAD COACH TOTALS (AHL)		160	98	49	13	209	.653	34	19	15	.559
COACHING TOTALS		562	325	163	74	724	.644	96	56	40	.583

Richards, 42 (10/22/66), was drafted by the Montreal Canadiens in the second round (33rd overall) of the 1985 NHL Entry Draft and made his NHL debut with the Hartford Whalers in 1990-91, playing eight games over the next two seasons and posting four assists. He also appeared in 11 Stanley Cup Playoff games with Hartford, totaling three assists.

Following his stints in the Montreal and Hartford organizations, Richards joined the IHL's Las Vegas Thunder and was named the league's top defenseman in 1994-95. He spent the next six seasons with the Orlando Solar Bears, captaining the squad for four seasons and winning the IHL Championship in 2000-01, the league's final year of existence.

Richards concluded his playing career with Servette Geneve of Switzerland in 2001-02, where he was also named the league's top defenseman.

The native of Crystal, Minn., spent four seasons at the University of Minnesota was named a member of the WCHA Second All-Star Team for three consecutive seasons (1986-87, 1987-88 and 1988-89) and was team captain and a Second Team All-America selection during his senior season. The Gophers lost to Harvard 4-3 in overtime in the NCAA championship game in 1989. Richards is the all-time points leader (30-128=158) amongst Gophers defensemen.

He and his wife, Maryann, have two sons, Zachary and Justin.

32 BACKSTROM

25 BELANGER

24 BOOGAARD

96 BOUCHARD

21 BRODZIAK

15 BRUNETTE

8 BURNS

22 CLUTTERBUCK

18 GILLIES

37 HARDING

14 HAVLAT

34 HNIDY

5 JOHNSON

9 KOIVU

20 MIETTINEN

11 NOLAN

67 POULIOT

55 SCHULTZ

36 SCOTT

51 SHEPPARD

12 WELLER

6 ZANON

3 ZIDLICKY



COACHING STAFF



MIKE RAMSEY

ASSISTANT COACH

Mike Ramsey, 48 (12/3/60), is in his 10th season as an Assistant Coach for the Minnesota Wild. Prior to joining the Wild on July 24, 2000, Ramsey spent three seasons as an Assistant Coach with the Buffalo Sabres. A devoted teammate throughout his career, Ramsey instills in younger players the finer points of being successful in the NHL.

The Minneapolis native enjoyed a very successful playing career that included participation in four NHL All-Star Games (1982, 1983, 1985, 1986) and Rendez-Vous '87. He also was a member of the University of Minnesota's 1979 NCAA Championship squad and the 1980 U.S. Olympic hockey team, which upset the Soviet Union and went on to capture the gold medal in Lake Placid, N.Y.

Of the 18 seasons Ramsey played in the NHL, 14 were spent skating for the Buffalo Sabres (1979-93). He was traded from Buffalo to Pittsburgh in March of 1993, and eventually finished his career with the Detroit Red Wings. Ramsey went to the 1995 Stanley Cup Finals with Detroit, and made a brief two-game comeback during the 1996-97 season before retiring. He still ranks third on the Sabres all-time regular season games played list with 911. In 1,070 career NHL contests, Ramsey totaled 79 goals, 266 assists, 345 points and 1,012 penalty minutes (PIM). He participated in the Stanley Cup Playoffs in 15 of his 18 seasons and notched 37 points (8-29=37) and 176 PIM in 115 postseason contests. Ramsey was originally the Sabres' first choice (11th overall) in the 1979 NHL Entry Draft.

He and his wife, Jill, have three children and reside in Chanhassen.



DAVE BARR

ASSISTANT COACH


Dave Barr begins his first season with the Minnesota Wild after being named an Assistant Coach on July 3, 2009. He spent last season as an Assistant Coach for the Colorado Avalanche. Prior to joining the Avalanche, Barr spent four seasons (2004-08) with the Guelph Storm of the Ontario Hockey League (OHL), where he served as General Manager and Head Coach. He won the Matt Leyden Trophy as the OHL's Coach of the Year in 2005-06. In recognition of his work at the junior level, Barr was selected to coach Canada's National Summer Under-18 Team at the Ivan Hlinka Memorial Tournament in August of 2007.

Barr, 48 (11/30/60), served as a player/assistant coach in the International Hockey League with the Orlando Solar Bears for two seasons (1995-97). Barr spent three seasons (1997-2000) as an Assistant Coach with the Houston Aeros and one season as Head Coach (2000-01). In 1998-99, the Aeros set a club record with a league-leading 54-15-13 record and claimed the IHL's Turner Cup. He also served as General Manager for the Aeros for two seasons (2001-03) including a Calder Cup championship in 2003.

A native of Toronto, Ont., Barr recorded 332 points (128-204=332) and 520 penalty minutes in 614 NHL contests during 13 seasons with the Boston Bruins (1981-83), New York Rangers (1983-84), St. Louis Blues (1983-87), Hartford Whalers (1986-87), Detroit Red Wings (1986-91), New Jersey Devils (1991-93) and Dallas Stars (1993-94).

He and his wife, Debbie, have two children, a daughter, Allison and a son, Ryan.

COACHING STAFF




BOB MASON

GOALTENDING COACH

Bob Mason is in his seventh year as Goaltending Coach for the Minnesota Wild after being named to the position on Sept. 14, 2002. He is responsible for working with goaltenders throughout the Wild organization. Under his tutelage, Minnesota has ranked in the top five in the National Hockey League (NHL) in save percentage and the top eight in goals against average (GAA) every season. Wild goaltenders Dwayne Roloson (2004) and Niklas Backstrom (2007) have won the Roger Crozier Saving Grace Award given annually to the goalie with the NHL's best save percentage and Minnesota ranked first in the League in 2006-07 with a 2.20 GAA and a .922 save percentage and claimed the William Jennings Trophy as the team allowed a league low 191 goals against.

Mason, 47 (4/22/61), also served as a Goaltending Consultant for the Atlanta Thrashers during its first two seasons of existence from 1999-2001. Prior to joining the Thrashers, he spent three seasons with the University of Minnesota as a volunteer Goaltender Coach. Mason played parts of eight seasons in the NHL with the Washington Capitals, Chicago Blackhawks, Quebec Nordiques and Vancouver Canucks. He finished his NHL career with a 55-65-16 record and a 3.76 GAA in 145 games from 1984 to 1991. He also appeared in five Stanley Cup playoff games and posted a 2-3 record and a 1.95 GAA with Washington and Chicago. The native of International Falls, Minn., played two seasons at the University of Minnesota-Duluth and was a member of Team USA at the 1984 Olympics in Sarajevo, Yugoslavia.

Mason and his wife, Victoria, currently reside in Bloomington.



CHRIS PIETRZAK-WEGNER

STRENGTH AND CONDITIONING COACH

Chris Pietrzak-Wegner was named Strength and Conditioning Coach for the Minnesota Wild on August 5, 2009. He is responsible for developing, implementing and executing all aspects of strength and conditioning throughout the Wild organization.

Pietrzak-Wegner, 39 (7/12/70), spent the last three seasons in the Pittsburgh Penguins organization as the Strength and Conditioning Coach for Wilkes-Barre/Scranton Penguins. Prior to joining the Penguins, the Minneapolis native spent the 2005-06 season as a consultant to the Oji Eagles in Tomakomai, Japan and three seasons (2002-05) as the Strength and Conditioning Coach for the Milwaukee Admirals, including the 2004 Calder Cup champion team.

Pietrzak-Wegner is a Certified Strength and Conditioning Specialist through the National Strength and Conditioning Association and a Certified Metabolic Typing Advisor-Nutritionist. He graduated from the University of Maryland with a Bachelor of Science degree in Kinesiology.

Pietrzak-Wegner and his wife, Michelle, reside in south Minneapolis. Pietrzak-Wegner enjoys camping, hiking, cooking, mountaineering, music and travelling in his free time.

32 BACKSTROM

25 BELANGER

24 BOOGAARD

96 BOUCHARD

21 BRODZIAK

15 BRUNETTE

8 BURNS

22 CLUTTERBUCK

18 GILLIES

37 HARDING

14 HAVLAT

34 HNIDY

5 JOHNSON

9 KOIVU

20 MIETTINEN

11 NOLAN

67 POULIOT

55 SCHULTZ

36 SCOTT

51 SHEPPARD

12 WELLER

6 ZANON

3 ZIDLICKY



HOCKEY OPERATIONS




SHEP HARDER DIRECTOR OF HOCKEY ADMINISTRATION

Shep Harder, in his third season in the Wild hockey operations department, enters his first season as Director of Hockey Administration. In his new position, he will be responsible for the oversight of player compensation while expanding his role in the Wild's scouting efforts. Harder will also continue to conduct player contract and salary arbitration research, maintain the Wild's video and statistical database system and monitor NHL teams' salary cap and actual spending.

Harder, 33 (2/4/76), came to the Wild from the University of Massachusetts-Amherst, where he received dual Masters' degrees (MBA/MS) while serving as the hockey graduate assistant. Prior to pursuing his graduate studies, Harder spent the 2003-04 season as an assistant coach at his undergraduate alma mater, Colgate University. From 2004-06, he also served as a goaltender coach and team leader at USA Hockey's National Junior Player Evaluation Camp.

The Wayzata, Minn., native played four seasons of collegiate hockey at Colgate, playing goaltender from 1996-2000 and led his team to the NCAA tournament in his senior season. Following college, he split one season between the International Hockey League and the East Coast Hockey League.

Harder resides in Minneapolis and enjoys golfing, reading and biking in his free time.



PJ DELUCA VIDEO COORDINATOR

PJ DeLuca was named Video Coordinator for the Minnesota Wild on Aug. 5, 2009. He is responsible for all of the team's video coaching efforts, including breaking down and analyzing each game as it occurs, as well as pre-scouting upcoming opponents. He served as the Colorado Avalanche's Video Coordinator in 2008-09 and spent the 2007-08 season as a volunteer Assistant Coach at the University of Denver assisting Head Coach George Gwozdecky in on-ice development, game analysis, video breakdown and scouting for the Pioneers.

DeLuca, 31 (7/26/78), joined the Pioneers after serving one season as a graduate assistant coach with USA Hockey's National Development Team Program (NTDP) in Ann Arbor, Mich. He assisted in the day-to-day operations and coaching for the Under-17 and Under-18 teams, working on daily practice planning and scouting, as well as managing the video breakdown and analysis.

Prior to joining USA Hockey, the Chicago native worked as an Assistant Coach for the Chicago Mission Hockey Club (AAA) from 2005-06 and was the Head Coach for the Chicago Blues Hockey Club (AA) from 2004-05. DeLuca is a graduate of Eastern Illinois University and played junior hockey for the Cleveland Barons and Danville Wings of the North American Hockey League from 1994-96 and Dubuque Fighting Saints of the United States Hockey League in 1996-97.

He and his wife, Ellen, reside in Woodbury.

HOCKEY OPERATIONS



AMATEUR SCOUTS



Marc Chamard



Craig Channell



Paul Charles



Brian Fortin



Christopher Hamel



Brian Hunter



Marty Nanne



Ken Prost



Ernie Vargas

EUROPEAN SCOUT



Pavel Routa

PRO SCOUTS



Jamie Hislop




Chris Kelleher

HOCKEY OPERATIONS STAFF



Cindy Sweiger
Hockey Operations
Administrator



Laura Stevenson
Executive Assistant,
Hockey Operations

32 BACKSTROM

25 BELANGER

24 BOOGAARD

96 BOUCHARD

21 BRODZIAK

15 BRUNETTE

8 BURNS

22 CLUTTERBUCK

18 GILLIES

37 HARDING

14 HAVLAT

34 HNIDY

5 JOHNSON

9 KOIVU

20 MIETTINEN

11 NOLAN

67 POULIOT

55 SCHULTZ

36 SCOTT

51 SHEPPARD


12 WELLER

6 ZANON

3 ZIDLICKY



TRAINING AND EQUIPMENT TEAM




TONY DACOSTA HEAD EQUIPMENT MANAGER

Tony DaCosta begins his 10th year as Head Equipment Manager for the Minnesota Wild. He oversees all of the club's equipment needs along with running the team's home dressing room at Xcel Energy Center.

Prior to joining the Wild, the Winnipeg, Manitoba, native was a part of the Winnipeg/Phoenix Coyotes organization for more than 19 years. DaCosta started working for the Winnipeg Jets as a dressing room attendant and equipment manager for NHL teams visiting the Winnipeg Arena. He was promoted to Assistant Equipment Manager for the 1988-89 season. During that time, DaCosta gained invaluable knowledge and experience that helped him in his role as one of the Coyotes Equipment Managers, a position he held when the Jets moved to Phoenix in 1996. He also served as Equipment Manager for the NHL All-Star Games in 1998 (Vancouver) and 2004 (Saint Paul) and held the same position with Team Canada at the 2001 World Championships in Germany and the 2009 World Championships in Switzerland.

He and his wife, June, have two daughters, Summer and Rylee. DaCosta enjoys golfing, motorcycles and working out in his free time.



DON FULLER HEAD ATHLETIC THERAPIST

Don Fuller enters his 10th year as Head Athletic Therapist for the Minnesota Wild. He is responsible for the assessment and rehabilitation of all injuries, coordination of the Wild medical staff and administration of all therapy/medical procedures.

Fuller, 43 (7/14/66), is a Certified Athletic Therapist in the Canadian Athletic Therapists' Association, a Certified Athletic Trainer in the National Athletic Trainers' Association and a nationally certified Emergency Medical Technician. He also is a member of the Minnesota Athletic Trainers' Association, Professional Hockey Athletic Trainers' Society and the National Registry of Emergency Medical Technicians.

The London, Ontario-native served as a member of the Canadian National Men's Hockey Team at the 2006 (Latvia), 2002 (Sweden) and 2000 (Russia) World Championships. Fuller was also the host therapist for the World Cup of Hockey played in Saint Paul in September of 2004. He has also held the position of Head Athletic Therapist for Canada's National Men's hockey team in 1999-2000. Prior to that, Fuller was the Head Athletic Therapist for the University of Victoria from 1994 to 1999. He also worked as a therapist for the Canadian medical team at the 1996 Summer Olympic Games in Atlanta. He was the Athletic Therapist for the Victoria Salsa of the British Columbia Junior Hockey League in 1998 and for the University of Toronto Varsity Blues men's hockey team in 1990-91.

Fuller received a Bachelor of Physical Education degree from McMaster University in 1989, a diploma in Sports Injury Management from Sheridan College in 1991 and spent three years studying at the Canadian College of Osteopathy (1997-99, 2004-05).

He and his wife, Tina, have a daughter, Anna. The family resides in Woodbury and enjoys spending time at their cabin in Duluth. Fuller enjoys fishing, hunting, playing hockey and serves as the assistant director for the Cadillac Water Ski School in Shawnigan Lake, B.C. during the off-season.

TRAINING AND EQUIPMENT TEAM




JOHN WORLEY ASSISTANT ATHLETIC TRAINER

John Worley is entering his first season as the Assistant Athletic Trainer for the Minnesota Wild. His responsibilities include assisting with player rehabilitation and the day-to-day medical needs of Wild players. Most recently, Worley served as Manager of Sports Medicine Services at the Rothman Institute Orthopaedics in Philadelphia, Pa., for five years.

Worley, 51 (7/22/58), previously spent 16 years with the Philadelphia Flyers, including 10 seasons as Head Athletic Trainer. A native of Ridley Park, Pa., he graduated with a B.S. in Health and Physical Education with certification in Athletic Training from West Chester University in 1980.

Worley is a Certified Athletic Trainer through the National Athletic Trainers Association and is licensed with the Athletic Trainers' Society of New Jersey. He is a member of the Professional Hockey Athletic Trainers Society and the Pennsylvania Athletic Trainers Society, as well as a professional member of the American College of Sports Medicine.

Worley and his wife, Tracey, have two daughters, Taylor and Morgan.



TRAVIS GREEN MASSAGE THERAPIST

Travis Green is entering his second year with the Minnesota Wild and first as the Team Massage Therapist. His primary responsibilities include providing manual therapies to players and staff in order to prevent injuries from occurring or to assist in the rehabilitative process. In addition to his role as massage therapist he will be assisting the medical staff as an athletic trainer. Previously, Green served as the Assistant Athletic Trainer in 2008-09 and was the team's Massage Therapist during the 2007 Stanley Cup Playoffs and the 2007-08 season. During the 2007-08 season he also assisted as an athletic trainer in continuing rehabilitation for injured non-traveling players' while the team was on road trips.

Green, 34 (3/28/75), is a Minnesota native and 1997 graduate of Bethel University with a B.A. in Athletic Training as well as a double minor in Health and Physical Education. He is a Certified Athletic Trainer through the National Athletic Trainers Association and is registered with the Minnesota Board of Medical Practice. He is also a member of the Professional Hockey Athletic Trainers Society. In 2005, Green completed his therapeutic bodywork/massage therapy degree from CenterPoint Massage School in Minneapolis and is currently pursuing his distinction as an ART (Active Release Techniques) Provider. Green is a Level II RKC (Russian Kettlebell Certified) Specialist and, for more than 10 years, was a Certified Strength and Conditioning Specialist through the National Strength and Conditioning Association.

Green and his wife, Julie, reside in Cottage Grove with their two daughters, Sidney and Lauren, and son, Ryan. Green enjoys mountain biking, camping/hiking along the shores of Lake Superior and nature photography. In the offseason, he serves clients as a personal trainer and massage therapist in the Twin Cities area.

32 BACKSTROM

25 BELANGER

24 BOOGAARD

96 BOUCHARD

21 BRODZIAK

15 BRUNETTE

8 BURNS

22 CLUTTERBUCK

18 GILLIES

37 HARDING

14 HAVLAT

34 HNIDY

5 JOHNSON

9 KOIVU

20 MIETTINEN

11 NOLAN

67 POULIOT

55 SCHULTZ

36 SCOTT

51 SHEPPARD


12 WELLER

6 ZANON

3 ZIDLICKY



EQUIPMENT TEAM



BRENT PROULX


ASSISTANT EQUIPMENT MANAGER

Brent Proulx is in his ninth year as Assistant Equipment Manager with the Minnesota Wild. His responsibilities include assisting the Wild's equipment needs both at home and on the road, as well as locker room set-up and equipment repair.

Proulx, 34 (10/26/74), spent eight seasons (1993-00) as Clubhouse Manager/Equipment Manager for the Saint Paul Saints baseball club of the independent Northern League prior to joining the Wild. He also served as Assistant Equipment Manager for the Minnesota Moose of the International Hockey League (IHL) for two seasons (1994-96).

Proulx has worked for USA Hockey as an Equipment Manager for a number of teams at international tournaments including most recently at the 2009 World Junior Championships in Ottawa. He also served as an Equipment Manager for Under-17 and Under-18 Select Teams for USA Hockey from 2003-2007.

A native of Saint Paul, Proulx attended Hill-Murray School in Maplewood and graduated from the University of Minnesota in 1999. Proulx and his wife, Jamie, have a daughter, Sophia, and a son, Max. The family resides in Saint Paul.



MATT BENZ

ASSISTANT EQUIPMENT MANAGER

Matt Benz begins his ninth season with the Minnesota Wild and seventh as Assistant Equipment Manager. His responsibilities include assisting Minnesota's equipment needs at home, handling equipment transportation to and from the airport for both the Wild and visiting team and taking care of the club's equipment needs for summer development camps and the Traverse City rookie tournament.

Benz, 37 (9/1/72), joined the Wild as a game night dressing room attendant in 2000-01 following a career in Sales and Marketing. The Saint Paul native attended Hill-Murray School in Maplewood and graduated from the University of St. Thomas.

He and his wife, Emily, have two daughters, Elena and Lily. Benz enjoys golfing and spending time with his family when he is not at the rink.

MEDICAL TEAM



DR. SHELDON BURNS

MEDICAL DIRECTOR

Dr. Sheldon Burns begins his 10th year as Medical Director for the Minnesota Wild. His duties with the Wild include serving as Head Team Physician, coordinating medical care for players and staff and organizing the club's medical staff. Dr. Burns is a board certified specialist in Family Practice, Emergency Medicine and Sports Medicine.

Dr. Burns, 60 (5/24/49), has served in official capacities at seven Olympic Games, two World Championships and three Goodwill Games, including working with the 1980 and 1984 Olympic hockey teams and the 1982 and 1983 United States World Championship hockey teams. He was the Team Physician for the 2008 United States Olympic Team in Beijing, China and served in the same capacity for the United States at the 2004 Olympics in Athens, Greece. In

2007, Dr. Burns served as the Chief Medical Officer for the United States at the 24th International World University Games in Bangkok, Thailand and was the Team Physician at the 2007 Tournament of Americas.

He also served as Deputy Commissioner of the International Olympic Committee's Medical Commission, which was responsible for all medical care at the Olympic Games in Atlanta, Sydney and Nagano. Dr. Burns is also the Medical Director of the NBA's Minnesota Timberwolves, the WNBA's Minnesota Lynx, the NLL's Minnesota Swarm and Team Physician for the NFL's Minnesota Vikings. His practice is at Edina Family Physicians.

Dr. Burns has lectured on sports medicine in Europe, Asia and North America and has been recognized nationally and internationally for his work. He is a Clinical Professor at the University of Minnesota medical school and is active in teaching sports medicine at the Minnesota Orthopedic Sports Medicine Institute and the TRIA Orthopaedic Center.

Born and raised in Grand Meadow, he received his undergraduate degree from Hamline University in Saint Paul and earned his medical degree in 1974 from the University of Minnesota Medical School.



DR. JOEL BOYD

ORTHOPEDIC SURGEON

Dr. Joel L. Boyd is in his 10th year with the Minnesota Wild as Orthopedic Surgeon. In addition to his role with the Wild, he also serves as a Physician at TRIA Orthopaedic Center in Bloomington.

Boyd, 51 (12/31/57), also serves as Team Physician for the NFL's Minnesota Vikings and is a United States Olympic Team Physician. He worked as an Olympic Team Physician for the United States men's and women's hockey teams in Nagano, Japan, in 1998 and as a National Team Physician with USA Hockey at World Championships in Switzerland, Sweden and Germany. Dr. Boyd previously held the role of Co-Medical Director for the International Hockey League's (IHL) Minnesota Moose.

He completed his undergraduate work and received a Master of Science degree from Bucknell University and graduated from Temple University Medical School. Dr. Boyd completed his orthopedic training at the Cleveland Clinic Foundation and his fellowship training at the University of Western Ontario, Canada.

Dr. Boyd and his wife, Cheryl, have three children, Kendall, Kyle and Kasey, and reside in Eden Prairie. He enjoys traveling, playing golf, watching movies and listening to music in his free time.

32 BACKSTROM

25 BELANGER

24 BOOGAARD

96 BOUCHARD

21 BRODZIAK

15 BRUNETTE

8 BURNS

22 CLUTTERBUCK

18 GILLIES

37 HARDING

14 HAVLAT

34 HNIDY

5 JOHNSON

9 KOIVU

20 MIETTINEN

11 NOLAN

67 POULIOT

55 SCHULTZ

36 SCOTT


51 SHEPPARD

12 WELLER

6 ZANON

3 ZIDLICKY

MEDICAL TEAM



DR. BRAD NELSON

ASSISTANT TEAM ORTHOPEDIC SURGEON

Dr. Brad Nelson is in his first year with the Minnesota Wild as Assistant Team Orthopedic Surgeon, specializing in shoulder and knee surgery. In addition to his duties with the Wild, he is an Associate Professor of Orthopedic Surgery at the University of Minnesota and also works at TRIA Orthopedic Center in Bloomington.

Nelson, 44 (3/21/65), has worked as the Team Physician for multiple USA Hockey teams and tournaments, including the U.S. National Team Development Program and the Under-18 World Championship camp. Over the past three years, he has also worked as the Team Physician for numerous sports teams at the University of Minnesota, including the women's ice hockey program.

A native of Appleton, Minn., Dr. Nelson graduated from the University of Minnesota Medical School and spent his residency at the University of Colorado. He went to the United States Military Academy for the West Point Sports Medicine Fellowship, where he was an Orthopedic Surgeon and Team Physician for the men's hockey, football, basketball and baseball teams.

Among other affiliations, Nelson is a member of the American Orthopaedic Society for Sports Medicine and has written multiple research articles and book chapters.

Dr. Nelson and his wife, Terri, have four children, Hannah, Matt, Emma and Claire, and reside in Edina. He enjoys spending time with his family, playing hockey and golf and coaching youth hockey in his free time.



DR. DAN PETERSON

TEAM PHYSICIAN

Dr. Daniel Peterson is in his ninth year as a Team Physician for the Minnesota Wild. In addition to other associations, he is a member of the NHL Team Physician Society and the American Medical Society for Sports Medicine. Dr. Peterson, 43 (6/7/66), is a board certified specialist in Family Medicine and Sports Medicine.

A native of Mt. Iron, Minn., Dr. Peterson served as a Team Physician at the 2004 World Cup of Hockey and the 2004 NHL All-Star Game. He has worked in the same role with Macalester College teams since 1996, the Minnesota Swarm since 2005 and at numerous football, golf, figure skating and tennis events.

After graduating from the University of Minnesota Medical School, Dr. Peterson completed his family practice residency and a sports medicine fellowship at the Hennepin County Medical Center.

In addition to his role with the Wild, Dr. Peterson is a family practice physician at Edina Family Physicians, PA, and was awarded one of America's Top Family Doctors in 2008-09.

Dr. Peterson currently resides in Shoreview and has one son, Marc. His hobbies include water and downhill skiing, rock and mountain climbing and multiple other outdoor activities.



WILD THINGS

Tenacity
Tradition
Resilience
Defense

Grace
Preparation
Aggression

Focus
Team First
Intensity

Control
Dominance
Humility

Bravery
Drive
Big Hits

Sacrifice

32 BACKSTROM

25 BELANGER

24 BOOGAARD

96 BOUCHARD

21 BRODZIAK

15 BRUNETTE

8 BURNS

22 CLUTTERBUCK

18 GILLIES

37 HARDING

14 HAVLAT

34 HNIDY

5 JOHNSON

9 KOIVU

20 MIETTINEN

11 NOLAN

67 POULIOT

55 SCHULTZ

36 SCOTT

51 SHEPPARD

12 WELLER

6 ZANON

3 ZIDLICKY



WILD STAFF



CUSTOMER SALES & SERVICE

(L to R): Cory Effertz, Mike McDonough, Brett Rousseau, Britny Holloway, Hannah Skildum, Chris Turns, Matt Sayre, Jamie Spencer, Dusty Smieja, Maria Troje, Dexter Albrecht, Natalie Kaess, Heidi Jo Hansen, Emily Iversen, Josh Simonson, Jennifer Watters, Tawnya Vidnovic, Matt Cords



CORPORATE PARTNERSHIPS

(L to R): Brian Talcott, Annie Johnson, Matt Freiberg, Rae Lynn Peterson, Joe Ferens, Scott Sarkis, Jennifer Meyers, Carin Anderson, Ed Souter, Anna Johnson, Brandon Latack, Kathleen Borschke, Carl Levi, Michelle Morgan, Bryan Bellows, Kathym Belcourt

34



2009-10 MINNESOTA WILD TEAM GUIDE

WILD STAFF



BRAND MARKETING

(L to R): Rebecca Finlay, Andrew Johnson, Emily Gausman, Holly Doyle, Dewayne Hankins, John Maher, Katie Vannelli, Travis Brillowski, Roger Godin, Paul Loomis, Michael Brinkman, Wayne Petersen, Hank Dolan, Michelle Wendorf



COMMUNICATIONS & BROADCASTING & COMMUNITY GIVING

(L to R): Kevin Falness, Kathy O'Connor, Bob Kurtz, Joelle Nelson, Tom Reid, Nina Bymark, Aaron Sickman, Rachel Schuldt, Dan Terhaar, Dusty Peterson, Ryan Stanzel, Amy Woog Patnode, Mike Greenlay, Carly Peters, Jora Deizel, Brad Bombardir, Maggie Kukar, Bill Robertson

2009-10 MINNESOTA WILD TEAM GUIDE

35



35

32 BACKSTROM

25 BELANGER

24 BOOGAARD

96 BOUCHARD

21 BRODZIAK

15 BRUNETTE

8 BURNS

22 CLUTTERBUCK

18 GILLIES

37 HARDING

14 HAVLAT

34 HNIDY

5 JOHNSON

9 KOIVU

20 MIETTINEN

11 NOLAN

67 POULIOT

55 SCHULTZ

36 SCOTT

51 SHEPPARD

12 WELLER

6 ZANON

3 ZIDLICKY



WILD STAFF



HUMAN RESOURCES, FINANCE & INFORMATION TECHNOLOGY

(L to R): Kara Hanson, Maggie Hobbs, Melissa Klauer, Brent Chapman, Dan Hanson, Tim Wolfgram, Paul Jess, Stephanie Huseby, Mike Vevea, Molly McArdle, Mitch Helegerson, Sue Lorenz, Dave Weisbrod, Kim Brunko, Brent Mealhouse, Melissa Power, Delores Murphy, Brenda Reeves, Chris Moore, Molly Jungbauer



SAINT PAUL ARENA COMPANY EVENT MANAGEMENT

(L to R): Rob Armstrong, Garon Rowland, Bill Bennis, Keri Johnson, Jon Koehler, Tracy Peters, Travis Larson, Bree Oslin, Mark Zirbel, Julie Strothman, Pat Lealos, Judy Bartoletti, Vanessa Bjerke, Kristina Meier, Jill Mastel, Rachael Johnson, Micki Tschida, Rachael Haave

36



2009-10 MINNESOTA WILD TEAM GUIDE

WILD STAFF



SAINT PAUL ARENA COMPANY ADMINISTRATION

(L to R): Jora Deziel, Karen Reisinger, Sharon Roberts, Glenda Hernandez, Nellie Gosh, Luke Krueger, Susan Hubbard, Rich Branham, Kate Setley, Jeff Klein, Carrie Rosener, Bryan Miller, Anette Andruss, Bill Huepenbecker, Laura Holslin, Kathy O'Connor, Rick Nyquist, Kelly McGrath



SAINT PAUL ARENA COMPANY OPERATIONS

(L to R): Larry Novotny, Matt Norland, Jeff Simmonett, Sandy Helgemoe, Jackie Jensen, John Grundhofer, Mark Carlson, Juan Mancha, Mike Casalenda, Paul Patterson, Mark Stoffel, Paul Krey, Jim Flanders, Ted Langer

2009-10 MINNESOTA WILD TEAM GUIDE

IT'S IN OUR BLOOD



37

32 BACKSTROM

25 BELANGER

24 BOOGAARD

96 BOUCHARD

21 BRODZIAK

15 BRUNETTE

8 BURNS

22 CLUTTERBUCK

18 GILLIES

37 HARDING

14 HAVLAT

34 HNIDY

5 JOHANSSON

9 KOIVU

20 MIETTINEN

11 NOLAN

67 POULIOT

55 SCHULTZ

36 SCOTT

51 SHEPPARD

12 WELLER

6 ZANON

3 ZIDLICKY



WILD STAFF

WILD.COM



NHL OFF-ICE OFFICIALS

(L to R): Rick Tibesar, John Jundt, Bob James, Jim Larson, Rob Fritz, Bill Kronschnabel, Ken Kosel, Dave Black, Paul Ryan, Scott Wheeler, Jeff Lehtinen, Jerry McLaughlin, Barry Fritz (Crew Supervisor)
 Not Pictured: Gordy Lee, Ed Zepeda (Scoring System Manager)



GAME NIGHT STAFF

Front Row (L to R): Ann Hultgren, Clyde Stephens, Scott Bowell, Pete Chubb, Chad Anderson, Nate Hultgren, Katie Peterson, Mark Hultgren, Tom Ryan, Matt Lucas, Joey Fritz
 Not Pictured: Tammy Chevalier, Lou Cotroneo, Kris Lien, Randy Peterson, Rachel Raisanen, Taylor Vecere

WILD.COM is your source for all the latest information on the Minnesota Wild, on and off the ice. As the official website of the Wild, Wild.com should be your first stop when you want to connect with your favorite team, including:

- Real-time game scoring
- Wild.com gameday preview pieces with an insider's take – original reporting, video and audio interviews
- Wild.com postgame package – exclusive game recap, photos and audio
- Video highlights almost immediately following each game
- Complete player and team statistics
- WildTV feature segments with players
- PONDcast programming
- Player appearance calendar
- Updates on the Houston Aeros
- Chances to win merchandise and other prizes
- Links to ticket options, broadcast schedules, merchandise, Wild.com wallpaper, Kid's Club and much, much more



XCELENERGYCENTER.COM



The Xcel Energy Center hosts more than 150 concerts, family shows and sporting events annually, so visit xcelenergycenter.com and sign up for our X-Press alerts to make sure you don't miss your favorite performer when they stop in Saint Paul. Xcelenergycenter.com has all the essentials for your visit to our award-winning arena, including how to get here, where to eat, and the view from your seat along with an extensive arena guide to ensure you have a great experience.

32 BACKSTROM

25 BELANGER

24 BOOGAARD

96 BOUCHARD

21 BRODZIAK

15 BRUNETTE

8 BURNS

22 CLUTTERBUCK

18 GILLIES

37 HARDING

14 HAVLAT

34 HNIDY

5 JOHNSON

9 KOIVU

20 MIETTINEN

11 NOLAN

67 POULIOT

55 SCHULTZ

36 SCOTT

51 SHEPPARD

12 WELLER

6 ZANON

3 ZIDLICKY



TELEVISION INFORMATION



KSTC-TV, Channel 45, the Twin Cities only independent television station, begins its 5th season as the exclusive over-the-air broadcast partner of the Minnesota Wild.

Channel 45 delivers the best in local sports action to area viewers.

Key franchise games include the Emmy™ award winning Minnesota State High School League Championship Tournament broadcasts, National Basketball Association's Minnesota Timberwolves, Saint Paul Saints Baseball and the fast-paced action of the NHL's Minnesota Wild.

Part of the rich broadcasting heritage of Hubbard Broadcasting, one of the only family-owned television groups in the country, Channel 45 is the station to turn to for Local News at 9 pm, delivering local news of the day and the Twin Cities first look at weather for the day ahead. In addition, Channel 45 Local News Mornings, airs from 7:00 am to 9:00 am. For a complete listing of Channel 45 sports broadcasts and regular programming, visit kstc45.com.

Reaching more than 1.7 million television homes, KSTC-TV, Channel 45, is also available on cable channel 12 (on most metro cable stations) and is carried on DirecTV and Dish Network satellite systems.

KSTC-TV, Channel 45 also produces "Minnesota Wild Country," a weekly magazine show that includes highlights, a spotlight feature, news and notes from around the League and community involvement by the team. Hosted by John Hanson, the show airs at 6 p.m. on Saturday and again on Sunday evening at 11:30 p.m.



FOX Sports North—the area's leading supplier of regional sports programming—and the Minnesota Wild's exclusive cable television partner since its inaugural season. The regional sports network enters its tenth consecutive year as part of this long-term partnership and will telecast 45 regular season Wild games during the 2009-10 campaign. The FOX Sports North telecasts feature the broadcast team of play-by-play announcer Dan Terhaar and color analyst Mike Greenlay. In addition to live game coverage, FOX Sports North airs a special half-hour show titled "Wild Live" before and after the games featuring the broadcast team of Anthony LaPanta, Kevin Gorg and Darby Hendrickson.

FOX Sports North reaches more than 2 million homes throughout Minnesota, Wisconsin, Iowa and North and South Dakota and telecasts nearly 2,600 hours of locally produced programming per year. The Emmy Award-winning regional sports network provides comprehensive coverage of the NBA's Minnesota Timberwolves, MLB's Minnesota Twins, the NHL's Minnesota Wild, the NFL's Minnesota Vikings, the WNBA's Minnesota Lynx as well as the University of Minnesota athletic events.

For the latest up-to-the-minute sports news and opinions, visit FOX Sports North on Facebook and Twitter.

TELEVISION ANNOUNCERS



DAN TERHAAR

TELEVISION PLAY-BY-PLAY ANNOUNCER



Dan Terhaar is entering his fifth season as the television play-by-play announcer of the Minnesota Wild. He was named to the position on Sept. 14, 2005, and can be seen on KSTC-TV Channel 45, the Wild's exclusive over-the-air broadcast partner and FSN North, the club's exclusive cable telecast partner. Along with being the voice of Wild television broadcasts, he will be fully integrated into the organization's communications, sponsorship, marketing and community relations' efforts.


Terhaar, 47 (11/20/61), also serves as the Sports Director for WCCO Radio and was the play-by-play announcer for KSTC-TV's coverage of the Minnesota State High School League Tournaments including boys' and girls' hockey and boys' and girls' basketball.

Terhaar, a graduate of E.J. Cooper High School in New Hope, Minn., has an extensive background in the Minnesota sports scene. Over the past few years, he has been the host of a number of weekly local sports magazine shows including the Minnesota Wild's Call of the Wild, the Minnesota Swarm's Inside Scoop and Minnesota Twins' Inside Pitch magazine shows. Terhaar has also served as an announcer on Victory Sports, called Minnesota State High School Tournament games for KSTC-TV, Channel 45, was a host of a morning show on KSTP Radio AM 1500 and Sports Director at WCCO Radio. He has a strong hockey background, having served as the radio voice of University of Minnesota Golden Gopher hockey from 1996 to 2003 on KSTP Radio. He also called college hockey games for St. Cloud State and the University of North Dakota.

Terhaar and his wife, Teresa, have three children, Ben, Hannah and Tom. The family resides in Andover.

MIKE GREENLAY

TELEVISION ANALYST



Mike Greenlay enters his seventh year as the Minnesota Wild's Television Analyst. The former goalie, who was named to the television analyst position on Aug. 13, 2002, brings a unique perspective to the broadcast booth and provides in-depth analysis of the game both on and off the ice.

Greenlay will partner with Wild television play-by-play announcer Dan Terhaar on KSTC-TV, Channel 45, the club's exclusive over-the-air broadcast partner and Fox Sports Net, the club's exclusive cable telecast partner. Along with his analyst duties, Greenlay is fully integrated into the Wild's communications, marketing and community relations' efforts.

Prior to joining the Wild, Greenlay, 41 (9/15/68), served as radio analyst for the Mighty Ducks of Anaheim for two seasons (1999-2001). He began his broadcast career with the Houston Aeros in 1995 serving as the team's radio and television color analyst for Fox Sports Southwest. Greenlay was the radio analyst for the Nashville Predators during its inaugural 1998-99 season, while also working as a television analyst for several networks. He spent three years as the television analyst for the Orlando Solar Bears on the Sunshine Network and the Central Collegiate Hockey Association on Fox Sports Detroit (1996-99). Greenlay also served as television analyst for the International Hockey League's Game of the Week (1995-99) and Turner Cup Finals (1995-99, 2001).

He played professional hockey for six seasons (1989-95) as a goaltender for several NHL organizations including the Edmonton Oilers, the Philadelphia Flyers and the Tampa Bay Lightning. Greenlay was a member of the 1988 Lake Superior State hockey team that won the NCAA Championship. He also was a part of the Atlanta Knights 1994 IHL Turner Cup Championship team.

Born in Brazil to Canadian parents, Greenlay was raised in Calgary, Alta., and holds an undergraduate degree in E-Commerce from the University of Phoenix and a Masters degree in Project Management. Greenlay and his wife, Amy, have a daughter, Halston, and a son, Landon. The family resides in Woodbury.

32 BACKSTROM

25 BELANGER

24 BOOGAARD

96 BOUCHARD

21 BRODZIAK

15 BRUNETTE

8 BURNS

22 CLUTTERBUCK

18 GILLIES

37 HARDING

14 HAVLAT

34 HNIDY

5 JOHNSON

9 KOIVU

20 MIETTINEN

11 NOLAN

67 POULIOT

55 SCHULTZ

36 SCOTT

51 SHEPPARD

12 WELLER

6 ZANON

3 ZIDLICKY



RADIO INFORMATION



WCCO® Radio (830 AM) enters its 10th year as the official flagship station of the Minnesota Wild. All Minnesota Wild hockey games, including all preseason games, regular season contests and Stanley Cup playoff games will be broadcast by WCCO® Radio as part of an exclusive radio agreement. Any preempted contests will be heard on both BOB 106 FM and "La Mera Buena" KGBY 107.5 FM.

Veteran play-by-play man Bob Kurtz and former NHL defenseman Tom Reid make up WCCO's broadcast team. In addition to their work together with the Wild, the duo was paired together for nine seasons as the television voices of the Minnesota North Stars beginning in 1980.

The Twin Cities leader in live broadcasting, WCCO® Radio is also home to University of Minnesota sports.

Also as part of the agreement, WCCO® Radio is a major community relations, marketing and promotional partner with the Minnesota Wild. The station's Web site, wccoradio.com, is also linked to the official Web site of the Minnesota Wild, wild.com.

WCCO® Radio is a 50,000-watt station that covers 88 counties, including 13 in the Twin Cities metropolitan area and 75 non-metro counties in Minnesota, Wisconsin, Iowa and South Dakota. Owned by Viacom, Infinity Media Corporation and CBS, the station can be picked up in more than 28 states and three Canadian provinces during the evening hours. It has been Minnesota's most listened to radio station based on total cumulative audience since 1924.



Minnesota's total country station BOB 106 is proud to join with their sister station "La Mera Buena" KGBY 107.5 FM to carry any preempted Wild games during the 2009-10 season. BOB FM plays the best country music from the last 50 years and

features legendary Twin Cities morning show host Chuck Knapp along with his longtime partner Jon Engen on the BOB Wake up Happy morning show.

"La Mera Buena" KGBY 107.5 FM will air any preempted Minnesota Wild hockey games along with BOB FM. Hispanics in the Twin Cities, Southern Minnesota and parts of Iowa and Wisconsin are tuning in to "La Mera Buena" 107.5, Minnesota's first 24-hour-a-day, 365-day-a-year Spanish language 49,000 watt, FM radio station. With news, weather, traffic, special programming and more, as well as an extensive song playlist featuring the biggest stars in Latin music, "La Mera Buena" has become the radio station of choice for area Hispanics.



The Minnesota Wild is committed to growing the sport of hockey throughout the state of Minnesota and upper Midwest as part of the Minnesota Wild Radio Network. Through a partnership with Skyview Satellite Networks, more than 30 radio affiliates will broadcast Wild hockey games to thousands of Minnesota fans. The Wild and its radio partners will create and execute a variety of fundraising, educational and inspiring promotional opportunities for youth hockey players in communities all across the region.

Skyview Satellite Networks currently provides the radio network distribution and inventory management for more than 30 professional franchises and major universities.

It also serves as the state news network of California and Arizona. Founded in 1995, Skyview Satellite Networks is based in Scottsdale, Ariz., and focuses on providing radio network solutions for major league sports. For more information visit skyviewnetworks.com.

42



2009-10 MINNESOTA WILD TEAM GUIDE

RADIO INFORMATION



AFFILIATES (AS OF SEPTEMBER 10, 2009)

KATE 1450 AM.....Albert Lea	KOZY 1320 AM.....Grand Rapids	KOWZ 1170 AM.....Waseca
KAUS 1480 AM.....Austin	WMFG 1240 AM.....Hibbing	KWNO 1230 AM.....Winona
KBUN 1450 AM.....Bemidji	WCCO 830 AM.....Minneapolis/St. Paul	KMNS 620 AM.....Sioux City, IA
KUAL 103.5 FM.....Brainerd	KKRC 93.9 FM.....Montevideo	KVOX 740 AM.....Fargo, ND
KROX 1260 AM.....Crookston	KNUJ 860 AM.....New Ulm	KKXL 1440 AM.....Grand Forks, ND
KDLM 1340 AM.....Detroit Lakes	KYMN 1080 AM.....Northfield	KSDN 930 AM.....Aberdeen, SD
KZIO 94.1 FM / 104.3 FM.....Duluth	KCUE 1250 AM.....Red Wing	KWSN 1230 AM.....Sioux Falls, SD
WELY 94.5 FM / 1450 AM.....Ely	KOLM 1520 AM.....Rochester	KVTK 1570 AM.....Vermillion, SD
KSUM 1370 AM.....Fairmont	KRWB 1410 AM.....Roseau	KBIZ 1400 AM.....Eau Claire, WI
KMGK 107.1 FM.....Glenwood	KXSS 1390 AM.....St. Cloud	
WXXZ 95.3 FM.....Grand Marais	KKAQ 1460 AM.....Thief River Falls	



KEVIN FALNESS EXECUTIVE PRODUCER / STUDIO HOST

Kevin Falness begins his 10th year as the Studio Host and Executive Producer of Minnesota Wild radio broadcasts on WCCO® Radio and across the Minnesota Wild Radio Network. He is the host of the team's pre- and post-game shows, and keeps fans up to date on all the late breaking hockey news and scores around the National Hockey League (NHL) between periods from the NHL Tonight Studios.

Prior to the 2002-03 season, the Wild made a brand new home for the NHL Tonight Studios – the state-of-the-art Fishing Lodge in Xcel Energy Center. It serves as the starting point for each and every radio broadcast for the Minnesota Wild Radio Network.

A graduate of St. Louis Park High School, Falness has worked in the radio industry for more than 16 years. Before joining the Minnesota Wild, he spent six years in Denver working in sports radio at KKFN.

Besides catching him on the radio broadcasts, you can also catch Falness hosting "Hockey Unplugged", co-hosting "This Week in Hockey" Sundays at noon on WCCO® Radio and providing updates both for the team's official Web site, wild.com and the official Minnesota Wild PONDcast.

He and his wife, Melissa, live in St. Louis Park and are expecting their first child in January.

2009-10 MINNESOTA WILD TEAM GUIDE



43

32 BACKSTROM

25 BELANGER

24 BOOGAARD

96 BOUCHARD

21 BRODZIAK

15 BRUNETTE

8 BURNS

22 CLUTTERBUCK

18 GILLIES

37 HARDING

14 HAVLAT

34 HNIDY

5 JOHNSON

9 KOIVU

20 MIETTINEN

11 NOLAN

67 POULIOT

55 SCHULTZ

36 SCOTT

51 SHEPPARD

12 WELLER

6 ZANON

3 ZIDLICKY



RADIO ANNOUNCERS



BOB KURTZ RADIO PLAY-BY-PLAY ANNOUNCER

Bob Kurtz enters his 10th year behind the radio play-by-play microphone of the Minnesota Wild. Kurtz's distinctive voice and smooth delivery has been a staple of every Wild game during the club's first eight seasons. He, along with radio analyst and former NHL defenseman, Tom Reid, can be heard on WCCO® Radio (830 AM), the official flagship station of Minnesota Wild hockey and the extensive radio network which blankets the State of Hockey. In addition to calling Wild games, Kurtz and Reid were previously paired on Minnesota North Star telecasts and have worked side by side on University of Minnesota and Michigan State hockey broadcasts, as well.

The Detroit, Mich., native spent 11 years (1989-00) working with New England Sports Network (NESN) in Boston, Mass., prior to joining the Wild for its inaugural season. He was the network's play-by-play voice of the Boston Red Sox and also broadcast an array of sports including Boston Bruins hockey, Boston University hockey, the Hockey East Game of the Week and the American Hockey League.

Kurtz has strong Minnesota ties having served as the lead television announcer for the Minnesota North Stars for seven seasons on KMSP (1979-84) and KXLI (1987-88). He also performed play-by-play duties for the Minnesota Twins on KMSP from 1979 to 1986, and could be heard on University of Minnesota hockey, football and basketball broadcasts in 1988-89. During that same year, he worked as the sports director at KSTP radio (Minneapolis/Saint Paul) overseeing both the morning sports shows and sports talk shows.

A graduate of Michigan State University, Kurtz returned to his alma mater to call Spartans hockey, football, baseball and basketball from 1974 to 1979. He has also done free-lance play-by-play assignments with The Baseball Network (1994-95) and WJR Radio in Detroit.

He and his wife, Lorri, reside in Saint Paul. They have two sons, Paul and Danny.



TOM REID RADIO ANALYST

Tom Reid begins his 10th year with the Minnesota Wild and his seventh season as the club's radio analyst. Reid and Bob Kurtz will work together as the voices of Wild hockey on the club's official flagship station WCCO® Radio (830 AM), and the extensive radio network which blankets the State of Hockey. In addition to their work with the Wild, the pair served as television broadcast partners with the North Stars beginning in 1980.

The former NHL defenseman spent his first two years with the club as Minnesota's television analyst sharing his hockey knowledge with millions of hockey fans across Minnesota. Reid joined the organization on Aug. 10, 2000, and along with his analyst duties, has been fully integrated into the organization's communications, sponsorship, marketing and community relations' efforts.

Reid spent 11 years playing in the NHL beginning with the Chicago Blackhawks (1967-69) and then with the Minnesota North Stars (1969-78). In 701 career regular-season games, the defenseman tallied 130 points on 17 goals and 113 assists, and notched 654 penalty minutes. He added 14 points (one goal, 13 assists) and 49 penalty minutes in 43 career Stanley Cup playoff games.

Following his playing career, Reid spent the next 12 years as a television/radio analyst for the North Stars. Prior to his coming on board with the Wild, he served as the television analyst for University of Minnesota Gopher hockey telecasts and was a television analyst for the Minnesota state high school hockey tournament.

The Fort Erie, Ont., native has been very active in community service projects since moving to Minnesota more than 30 years ago. Reid is presently involved with Minnesota's newest children's wish granting organization "Wishes & More". He was a co-founder of the Minnesota chapter of the Make-A-Wish Foundation in 1982, and served as the organization's volunteer vice president for 16 years.

He currently serves as the president of the Minnesota chapter of the NHL Alumni Association. Reid is also the owner of Tom Reid's Hockey City Pub in downtown Saint Paul.

He and his wife, Patty, reside in Eagan. They have a daughter, Rebecca.

MINNESOTA WILD FOUNDATION



"The Minnesota Wild Foundation dedicates its unique resources to support children's medical causes, educational initiatives and to advance youth hockey throughout the State of Hockey."

Juxtaposed with the start of the new hockey season, the Minnesota Wild proudly introduces the new Minnesota Wild Foundation. Thanks to the generosity of our fans and devoted partners, the Minnesota Wild has always had the ability to make positive and lasting contributions to this community. And now, with the establishment of the new Minnesota Wild Foundation, together, we will continue to touch the lives of countless ill and underprivileged children and their families throughout "The State of Hockey" and continue to focus on building and enhancing key community relationships.

Since our inception in 2000, the Minnesota Wild has invested more than \$3.5 million dollars back into the community. We have provided autographed and non-autographed merchandise for local fundraisers and benefits, made contributions to non-profit organizations, implemented successful events and provided awareness and brand connectivity for smaller non-profit organiza-

tions. We are proud of our players, who have made countless appearances and donated a considerable amount of time and dollars back into the community. Our front office staff volunteers hundreds of hours each year mentoring fourth grade students in a Saint Paul classroom. We will continue to administer our Wild About Reading program in Minnesota grade schools and support supplementary education based initiatives.

The Minnesota Wild Foundation will continue as the largest non-member funding source for Minnesota Hockey and will provide fundraising opportunities for youth hockey associations across the state. In addition, the Foundation will continue to make significant contributions to Children's Hospitals and Clinics of Minnesota and numerous other children's charities throughout the state.

As an organization, our work in the community and on the ice is never done. We pledge to continue raising funds and giving back to our community, while being inspired by our passion for hockey and our compassion for those in need.

For further information on the Minnesota Wild Foundation, please visit wild.com.



- 32 BACKSTROM
- 25 BELANGER
- 24 BOOGAARD
- 96 BOUCHARD
- 21 BRODZIAK
- 15 BRUNETTE
- 8 BURNS
- 22 CLUTTERBUCK
- 18 GILLIES
- 37 HARDING
- 14 HAVLAT
- 34 HNIDY
- 5 JOHNSON
- 9 KOIVU
- 20 MIETTINEN
- 11 NOLAN
- 67 POULIOT
- 55 SCHULTZ
- 36 SCOTT
- 51 SHEPPARD
- 12 WELLER
- 6 ZANON
- 3 ZIDLICKY



XCEL ENERGY CENTER



Regarded as one of the finest arenas in the world, Xcel Energy Center is a one-of-a-kind multi-purpose sports and entertainment facility located in the heart of downtown Saint Paul, home to the National Hockey League's (NHL) Minnesota Wild, the National Lacrosse League's (NLL) Minnesota Swarm and more than 150 sporting and entertainment events each year. Adjacent to the Saint Paul RiverCentre complex and The Legendary Roy Wilkins Auditorium, the arena is situated on a six-acre site encompassing 650,000 square feet.

Xcel Energy Center first opened its doors on Sept. 29, 2000, when the expansion Minnesota Wild defeated the Mighty Ducks of Anaheim 3-1. Since its victorious beginnings, the hockey club has sold out every game ever played at the arena.

With four separate concourses on four seating levels, plus the Al Shaver Press Box on the fifth level, Xcel Energy Center's open concourses are fan-friendly, measuring as much as 70 feet in width providing an open view of the ice. The venue seats 18,064 for hockey games, and each of its four levels were strategically positioned to create great sightlines. There are 74 executive suites; 12 on the main concourse and 62 on the Club Cambria Executive Suite Level. One level above is the Treasure Island Resort & Casino Club Level, which boasts approximately 3,000 luxury seats, an exclusive merchandise store, and upscale food and beverage options anchored by Headwaters, a full-service bar and restaurant.

Xcel Energy Center has been recognized as one of the best venues worldwide for sporting events, concerts and family shows. ESPN The Magazine has twice ranked the nine-year-old venue No. 1 for "Best Stadium Experience" (2003, 2007). Xcel Energy Center was named "Best NHL Arena" by SportsBusiness Journal/SportsBusiness Daily in its 2006 Reader Survey and recognized for the "Best Fan Experience" by Forbes magazine in its 2006 "Business of Hockey" report. Sports Illustrated named the arena its "top choice" among NHL buildings in its 2006 NHL Preview issue. In addition to

hockey, Xcel Energy Center has been nominated seven times (2001, 2002, 2003, 2005, 2006, 2007, 2008) for "arena of the year" by leading concert-industry publication Pollstar magazine.

Some of entertainment's most legendary performers have dazzled Xcel Energy Center audiences including: Police, the Rolling Stones, Barbra Streisand, Paul McCartney, Pavarotti, Elton John, Billy Joel, Rod Stewart, Tim McGraw & Faith Hill, Kenny Chesney, Neil Diamond, Bruce Springsteen, John Mellencamp, Simon & Garfunkel, and three consecutive sold-out shows by hometown-favorite, Prince.

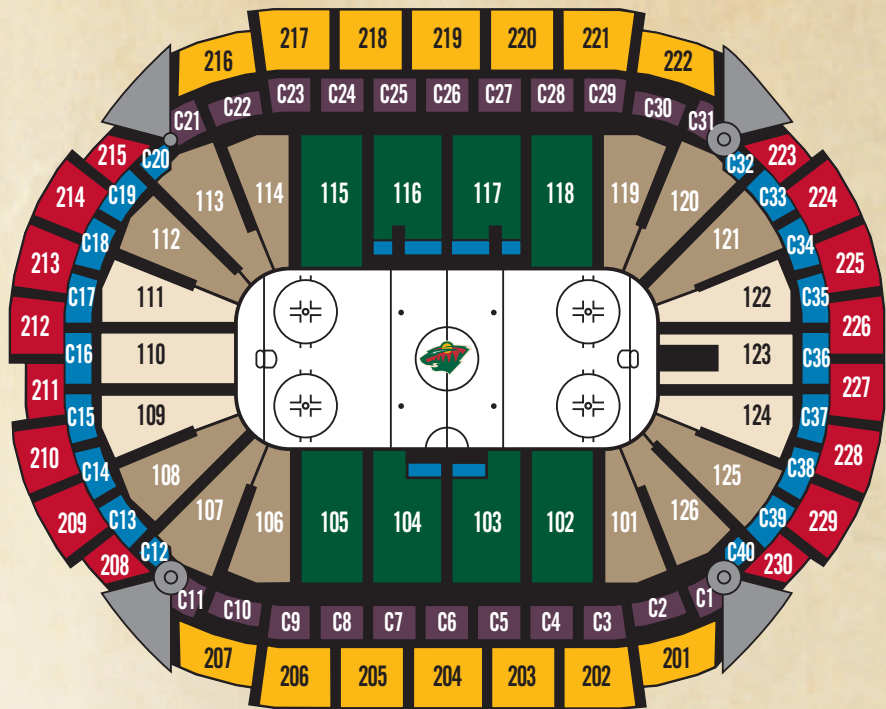
Each spring, Xcel Energy Center becomes the Twin Cities' epicenter of activity, hosting four straight weeks of athletic tournaments. Two of the most storied events include the Minnesota State High School League (MSHSL) Boys' Hockey Tournament and the Western Collegiate Hockey Association (WCHA) Red Baron Final Five. Attendance marks are routinely broken as hockey-crazed fans clamor for tickets to these destination events each year.

Xcel Energy Center has hosted several world-renowned events as well: 2008 Republican National Convention, 2008 U.S. Figure Skating Championships, 2004 NHL All-Star Weekend, 2004 International Ice Hockey Federation World Cup of Hockey, 2006 U.S. Gymnastics National Championships and the 2002 NCAA Men's Frozen Four, which returns in 2011.

In addition to the great concerts and sporting events, many incredible family shows pass through Xcel Energy Center each year, including favorites like the World's Toughest Rodeo, Smucker's Stars on Ice, Disney On Ice, Doodlebops Live! and Ringling Bros. Barnum & Bailey Circus.

Xcel Energy Center is owned by the City of Saint Paul and managed by the Saint Paul Arena Company, an affiliate of Minnesota Sports & Entertainment (MSE). For more information, visit xcelenergycenter.com.

TICKET INFORMATION



2009-10 TICKET PRICES

SEAT LOCATION	SEASON	REGULAR*	PREMIUM*
Treasure Island Resort & Casino Club Level Sides	\$95	\$98	\$118
Treasure Island Resort & Casino Club Level Ends	\$85	\$88	\$106
Lower Level Sides	\$86	\$95	\$114
Lower Level Corners	\$75	\$85	\$102
Lower Level Ends	\$65	\$75	\$90
Upper Level Sides & Standing Room Only	\$38	\$46	\$56
Upper Level Ends	\$18	\$24	\$29

*Facility and Ticketmaster fees not included.

TO PURCHASE INDIVIDUAL TICKETS

All Minnesota Wild individual game tickets are sold at the Xcel Energy Center Box Office, located at 175 West Kellogg Blvd., Gate One entrance. The box office is open Monday through Friday from 10 am to 6 pm and three (3) hours prior to event time. Individual game tickets are also sold through Ticketmaster outlets. To charge tickets by phone, call Ticketmaster at 800.745.3000 or order online at ticketmaster.com

SEASON AND GROUP TICKET INFORMATION

For season ticket information, information on the Wild Warming House (Season Ticket Waiting List) or group information, please call 651.222.WILD, or e-mail us at season.tickets@wild.com or grouptickets@wild.com

32 BACKSTROM

25 BELANGER

24 BOOGAARD

96 BOUCHARD

21 BRODZIAK

15 BRUNETTE

8 BURNS

22 CLUTTERBUCK

18 GILLIES

37 HARDING

14 HAVLAT

34 HNIDY

5 JOHNSON

9 KOIVU

20 MIETTINEN

11 NOLAN

67 POULIOT

55 SCHULTZ

36 SCOTT

51 SHEPPARD

12 WELLER

6 ZANON

3 ZIDLICKY



TEAM IDENTITY

On Jan. 22, 1998, Minnesota and hockey fans all over the world were introduced to the Minnesota Wild. During a historic ceremony at Maplewood, Minnesota's Aldrich Arena, the organization revealed the name which was chosen from thousands of suggestions offered by Minnesota hockey fans over a six-month period.

In front of a capacity crowd of hockey fans young and old, the logo was unveiled on the side of a large puck which descended from above at center ice. The mark depicted the word "Wild" designed in an organic, naturalist form and included the team's official colors of Iron Range Red, Forest Green, Harvest Gold and Minnesota Wheat.

"We think it [Wild] represents what Minnesota hockey fans hold most dear — our rugged natural wilderness, the premier brand of hockey that's native to Minnesota and the great enthusiasm of all our hockey fans," said Minnesota Wild CEO Jac Sperling.

The Wild continued to honor the history and naturalistic tradition of the state of Minnesota when it unveiled its sweater on Nov. 18, 1999. Again, the club turned to its hockey roots by holding a ceremony to reveal the sweater at the Roseville Skating Center in front of a sold-out crowd of season ticket deposit holders. The crest of the jersey, one of the most unique and striking marks in all of professional sports, is a Minnesota Wilderness pictogram including a wild animal, the North Star, evergreen trees, a red sky, the sun and/or moon and a stream. It now appears on the front of the road sweaters. The road jersey is white, trimmed in Iron Range Red, Harvest Gold and Forest Green. The numbering and lettering on the jersey is tri-color with an organic design, which also ties into the overall wilderness theme the club has established.

In 2003, the Wild unveiled a third sweater — now the team's home jersey — inspired by the heritage and tradition of hockey in Minnesota. The jersey incorporated the same colors found in the club's original home and road editions. The main color is Iron Range Red, with Forest Green stripes highlighted by Minnesota Wheat trim on the bottom band and shoulders of the jersey. The new crest featured the team's traditional animal head mark in a classic chennile icon with the team name, Minnesota Wild, offset by a Harvest Gold North Star on each side of the logo. The new sweater paid tribute to the heritage of hockey with a traditional lace-up collar in Minnesota Wheat. Also, in keeping with the simplicity of design and vintage look of the new jersey, no shoulder patches were created.

The unique color scheme and logo, along with its connection with the roots of the game, has made Minnesota Wild merchandise one of the league's most popular among its fans. Over its first six seasons, the club has ranked in the top five among NHL teams in total merchandise sold throughout North America. In addition, each of the Wild's sweater designs has become a fan favorite throughout the world's hockey community and has ranked among the NHL's top sellers since its unveiling.

The Wild unveiled a new third jersey for the upcoming 2009-10 NHL season at a public event held at the Minnesota State Fair's FAN Central building on Aug. 30, 2009.



Based in the Wild's Forest Green with Wheat trim and a hint of Iron Range Red, the jersey's classic sports look was the overwhelming favorite of Wild fans surveyed during the summer of 2008. The jersey crest features a script "Minnesota" with "WILD" emblazoned below. The script look, including the classic "M", harkens back to historic Minnesota teams of the past including Minneapolis and Saint Paul teams of the 1930s and 1940s. The familiar "north star" element, borrowed from the primary Wild logo, dots the "I" and adds a decorative detail to the stylized "M".



THE PLAYERS

Tenacity
Tradition
Resilience
Defense
Preparation
Aggression
Focus
Team First
Intensity
Control
Dominance
Humility
Bravery
Drive
Big Hits
Sacrifice

32 BACKSTROM

25 BELANGER

24 BOOGAARD

96 BOUCHARD

21 BRODZIAK

15 BRUNETTE

8 BURNS

22 CLUTTERBUCK

18 GILLIES

37 HARDING

14 HAVLAT

34 HNIDY

5 JOHNSON

9 KOIVU

20 MIETTINEN

11 NOLAN

67 POULIOT

55 SCHULTZ

36 SCOTT

51 SHEPPARD

12 WELLER

6 ZANON

3 ZIDLICKY



NIKLAS
BACKSTROM

32

GOALTENDER

Catches: Left
Ht: 6-1 • Wt: 186
Born: 2/13/78
Helsinki, Finland

VS. NHL

TEAM	GP	W-L-OT	GAA	SHO	SV%
ANA	5	3-2-0	1.81	1	.945
ATL	2	1-0-1	1.92	0	.923
BOS	3	3-0-0	1.33	1	.958
BUF	1	0-0-1	3.93	0	.833
CGY	18	5-6-4	2.21	2	.913
CAR	2	2-0-0	3.00	0	.905
CHI	5	3-2-0	1.81	1	.946
COL	15	11-2-2	2.06	1	.930
CBJ	7	5-1-0	2.03	0	.927
DAL	11	3-5-3	2.58	0	.907
DET	6	1-3-1	3.47	0	.914
EDM	16	13-1-0	1.69	4	.935
FLA	3	3-0-0	2.00	0	.942
LA	7	2-2-2	2.20	1	.925
MIN	—	—	—	—	—
MTL	1	0-1-0	3.00	0	.912
NSH	7	6-1-0	2.72	0	.916
NJ	2	0-1-1	3.75	0	.854
NYI	3	3-0-0	1.97	0	.924
NYR	1	0-1-0	2.03	0	.933
OTT	1	0-1-0	4.50	0	.842
PHI	2	0-2-0	3.03	0	.875
PHX	10	9-1-0	1.51	3	.949
PIT	1	1-0-0	0.92	0	.960
SJ	9	2-4-3	3.12	0	.900
STL	8	4-4-0	2.46	1	.909
TB	3	3-0-0	1.30	1	.961
TOR	1	1-0-0	1.00	0	.964
VAN	18	8-5-4	2.24	1	.922
WSH	2	1-1-0	3.50	0	.870

NHL CAREER HIGHLIGHTS

Saves, Game:	47 — vs. DET, 12/22/07	Consec. Starts:	20g — 3/3-4/10/09	Undef. Streak:	11g — two times
Shots, Game:	51 — vs. DET, 12/22/07	Winning Streak:	7g — 3/8-3/22/07	Winless Streak:	5g — 12/2/06-1/20/07
Goals, Game:	6 — vs. COL, 12/11/08	Losing Streak:	3g — two times	Shutouts:	17 — last, 4/3/09

CAREER HIGHLIGHTS

Franchise's leader in GAA (2.24), SV% (.923), shutouts (17), home shutouts (13), shutout streak (149:19) and ranks second all-time on Wild list in wins (93) and games played (170)...Since entering NHL in 2006, and among goalies with 100 or more games played who have played all three seasons, ranks fourth in win pct. (.650), second in GAA (2.24), first in SV% (.923), fifth in shutouts (17) and 11th in wins (93)...Has started 156 NHL games — and has allowed two goals or less 92 times (59.0%), and has allowed three goals or less 143 times (91.7%)...Is 75-9-8 when yielding two goals or less...In his three-year NHL career, after the All-Star break, sports a 49-16-15 record with a 2.17 GAA and a .924 SV%...Has just four regulation losses in 35 home starts (23-4-8) against the Northwest Division, with a 1.60 GAA and a .937 SV%, allowing two goals or fewer 28 times...Owns a 58-17-5 record, a 1.97 GAA and a .928 SV% all-time at Xcel Energy Center...Is 11-2-4 with a 1.94 GAA, a .931 SV% and three shutouts in the start after getting pulled, including an 8-0-1 mark with a 1.52 GAA and a .948 SV% in last nine starts...Went 15-0-2 with a 1.33 GAA and a .947 SV% from 3/8-10/21/07...Won back-to-back Finnish League Championships in 2003-04 and 2004-05...Posted a 104-36-37 record in 177 Finnish League contests...Tallied 18 shutouts in four seasons with Karpat and never posted a GAA in excess of 2.17...Backstopped the squad in 46 postseason games, posting a 29-16 record and five shutouts.

2008-09 HIGHLIGHTS

Went 37-24-8 with 2.33 GAA and .923 SV% in 71 games — all starts...Set new franchise records for wins (37), games played (71), shutouts (eight), saves (1,900) and minutes played (4,088)...Ranked third in NHL in GAA, fourth in SV%, third in shutouts, fifth in wins (37), third in games played (71) and second in saves (1,900)...Started team-record 20 straight games 3/3-4/10 (9-6-4, one ND, 2.58 GAA, .918 SV%, two shutouts)...Went 8-0-4 in last 12 home decisions (2/8-4/10), with 2.06 GAA and .922 SV%, and 5-0-1 in last six home starts with a 1.47 GAA and a .946 SV%...Stopped 27 shots to blank CGY (4/3)...Made 31 saves in 3-0 win vs. EDM (3/22) for 16th career shutout and 12th at Xcel Energy Center - both new team records...Started 59th game of season at STL (3/15) setting franchise record for most games played by goalie in a season...Posted 34 saves for new team-record sixth shutout vs. ANA (2/4)...Stopped 17 of 21 shots faced in second period of 2009 NHL All-Star Game...Franchise record shutout streak stopped at 149:19 at PHI (1/8)...Made 28 saves at BOS (1/6) to record back-to-back shutouts for second time in career...Stopped all 33 shots in 2-0 win at COL (1/4) - first shutout in franchise history against COL...Won back-to-back shootouts (11/15 vs. CBS, 11/18 at PIT)...Made career-high 46 saves in 3-1 loss at SJS (11/4)...Had 18-decision unbeaten streak (13-0-5) snapped in 4-2 loss at DAL (10/29)...Recorded 10th career shutout in 1-0 shutout win at TB (10/18).

2007-08 HIGHLIGHTS

Recorded then-franchise records for wins (33), saves (1,498), tied team record for games played (58) and played second-most minutes (3,409) in team history...Ranked eighth in NHL in GAA (2.31) and tied for ninth in wins...Won seven of last eight decisions (7-0-1) with a 1.41 GAA and a .950 SV%...7-0-4 in his last 11 decisions to tie his own team record for unbeaten in regulation streak, with a 1.61 GAA and a .944 SV%...Went 6-0-0 in his last six home starts with a 0.83 GAA and a .970 SV%...Made 27 saves for sixth NHL shutout in 1-0 win over CHI (10/4) in home opener...Stopped 21 shots for second shutout in three games and third in a row vs. EDM in 2-0 win (10/10)...A 5-3 loss at CGY (10/24) marked first regulation loss in 19 starts (15-1-2) since a 3-0 loss vs. SJ (3/16/07)...Made 40 saves in 4-3 win at NSH (11/24)...Made 19 saves vs. VAN (12/2) for second four-game win streak of season...Saw the most shots in his career (51) and made the most saves (47) of his career vs. DET (12/22)...Recorded 46 saves in 3-2 win at PHX (12/27)...Made 33 saves in 4-1 win at CBJ (2/2) to help Wild win both games in Columbus this season after winning just once at Nationwide Arena in previous six seasons...Posted 5-1-2 record stopping 234 of 249 shots faced (.939 SV%) during eight-game span (1/16-2/9)...Stopped all 24 shots faced in 2-0 win vs. LA (3/15)...Started season-high seventh straight game and made 30 saves in 2-1 win at VAN (3/21)...Made 28 saves in 4-0 win vs. VAN (3/28) to record franchise record 31st win of the season...Made 26 saves vs. CGY (4/3) to up his franchise record win total to 33 as Wild clinched first-ever Northwest Division title...Missed two games with groin strain (10/28, 10/30).

2006-07 HIGHLIGHTS

Ranked first in the NHL with a 1.97 GAA and a .929 SV% in 41 games...Teamed with Manny Fernandez to win 2006-07 William Jennings Trophy as the Wild allowed a league-low 191 goals...Allowed three goals or less in 38 of his 41 appearances...Became the first goalie in the modern NHL era (since 1943) to post two career wins in zero career starts, stopping all 19 shots he faced in relief vs. VAN (11/2)...Made 35 saves in first NHL start in 3-2 loss at ANA (11/12)...Made 25 saves for third straight relief win at NSH (11/16)...Stopped all 28 shots faced to record first career shutout vs. PHX (11/24)...Recorded second career shutout with 29-save effort in 1-0 win at PHX (2/3)...Notched first career NHL point with an assist at DAL (2/6)...Named NHL's First Star of the Week on Feb. 26 after going 3-0-0 with a 1.62 GAA and .933 SV% in three starts and became the fifth player in team history to be recognized as Player of the Week...Posted 1.53 GAA and .937 SV% during franchise-record seven-game winning streak (3/8-3/20) including one shutout...Recorded back-to-back shutouts vs. EDM (4/3-4/5) and carried a shutout into the second period vs. STL (4/7) for a 142:47 shutout streak...Missed one game with a lower-body injury (3/1).

BACKSTROM'S AMATEUR/INTERNATIONAL CAREER

SEASON	TEAM	LEAGUE	GP	REGULAR SEASON						PLAYOFFS				
				W	L	OT	GAA	SO		GP	W	L	GAA	SO
1995-96	HIFK Helsinki	Fin-U18	12	—	—	—	3.77	—		—	—	—	—	—
1996-97	HIFK Helsinki Jr.	Fin-Jr.	21	—	—	—	2.75	—		—	—	—	—	—
	PiTa Helsinki	Fin-2	8	—	—	—	3.69	—		—	—	—	—	—
	HIFK Helsinki	Finland	2	0	0	0	5.85	0		—	—	—	—	—
1997-98	HIFK Helsinki Jr.	Fin-Jr.	14	7	7	0	2.98	—		—	—	—	—	—
	Hermes Kokkola	Fin-2	9	4	3	1	2.95	1		—	—	—	—	—
1998-99	HIFK Helsinki	Finland	16	9	5	1	1.69	1		—	—	—	—	—
	HIFK Helsinki Jr.	Fin-Jr.	15	7	7	1	3.01	1		—	—	—	—	—
1999-00	HIFK Helsinki	Finland	4	0	4	0	6.58	0		—	—	—	—	—
	FPS Forssa	Fin-2	22	13	8	1	2.27	1		—	—	—	—	—
2000-01	SaiPa	Finland	49	22	24	3	2.55	2		—	—	—	—	—
2001-02	AIK Solna	Sweden	40	—	—	—	3.05	1		—	—	—	—	—
	AIK Solan	Swe-Q	9	—	—	—	2.21	0		—	—	—	—	—
2002-03	Karpat Oulu	Finland	36	16	8	9	2.16	4		15	7	8	2.00	1
2003-04	Karpat Oulu	Finland	43	24	8	0	2.03	7		15	9	6	2.33	1
2004-05	Karpat Oulu	Finland	47	27	10	10	2.17	7		12	10	2	1.25	3
2005-06	Karpat Oulu	Finland	51	32	9	10	1.68	10		4	3	1	1.84	0
2007-08	Finland	Worlds	8	6	2	—	2.11	1		—	—	—	—	—

BACKSTROM'S PROFESSIONAL CAREER

SEASON	TEAM	LEAGUE	GP	W	L	OT	GA	GAA	SV	SV%	SO	MIN
2006-07	MINNESOTA	NHL	41	23	8	6	73	1.97	955	.929	5	2,226
2007-08	MINNESOTA	NHL	58	33	13	8	131	2.31	1,498	.920	4	3,408
2008-09	MINNESOTA	NHL	71	37	24	8	159	2.33	1,950	.923	8	4,088
WILD/NHL TOTALS			170	93	45	22	363	2.24	4,353	.923	17	9,723

BACKSTROM'S PROFESSIONAL POSTSEASON CAREER

SEASON	TEAM	LEAGUE	GP	W	L	GA	GAA	SV	SV%	SO	MIN
2006-07	MINNESOTA	NHL	5	1	4	11	2.22	134	.924	0	296
2007-08	MINNESOTA	NHL	6	2	4	17	2.83	153	.900	0	361
WILD/NHL TOTALS			11	3	8	28	2.55	287	.911	0	658

2005-06 HIGHLIGHTS

Ranked first in the league with a career-low 1.68 GAA and finished second with a .939 SV%.

2004-05 HIGHLIGHTS

Collected his third consecutive winning season for Karpat Oulu en route to leading them to their second consecutive Finnish Championship.

2003-04 HIGHLIGHTS

Was named the Finnish Elite League Goaltender of Year in his second season with Karpat Oulu...Was named Playoff MVP after returning from a knee injury and leading Karpat to the league Championship.

INTERNATIONAL HIGHLIGHTS

Was a member of Finland's silver medal team at the 2006 Winter Olympics and Finland's bronze medal team at the 2006 IIHF World Hockey Championships, but did not see action in either tournament...Appeared in five games with Finland at the 2005 and 2008 IIHF World Hockey Championships.

CAREER TRANSACTIONS

Signed by Minnesota as a free agent, June 1, 2006.

PERSONAL

Niklas Backstrom is single and lives in Helsinki, Finland during the off-season...Enjoys watching movies, listening to music and traveling in his spare time...Lists sushi and steak as his favorite foods and Sakura, Origami and Manny's as his favorite restaurants in the Twin Cities...Nicknames are "Nik" and "Backs"...Says the 2006 Olympics and his first NHL game are his most memorable hockey moments...Names "Deadliest Catch," "Friends," "Prison Break" and "Entourage" as his favorite television shows...His favorite musicians include Metallica, U2, Iron Maiden, Bruce Springsteen and The Giant Leap...Lists James Hatfield and Bono from U2 as the people he would most like to meet...Eats cereal for breakfast and pasta for a pre-game meal...Soccer is his favorite sport...Lists "the feeling after a victory" as his favorite part of hockey...Says nature and the people are his favorite things about Minnesota...Says his parents and grandparents most inspired his hockey career.



32 BACKSTROM

25 BELANGER

24 BOOGAARD

96 BOUCHARD

21 BRODZIAK

15 BRUNETTE

8 BURNS

22 CLUTTERBUCK

18 GILLIES

37 HARDING

14 HAVLAT

34 HNIDY

5 JOHNSON

9 KOIVU

20 MIETTINEN

11 NOLAN

67 POULIOT

55 SCHULTZ


36 SCOTT

51 SHEPPARD

12 WELLER

6 ZANON

3 ZIDLICKY



ERIC
BELANGER
(bul-LAWN-zhay)

25

CENTER

Shoots: Left

Ht: 6-0 • Wt: 189

Born: 12/16/77

Sherbrooke, Quebec

VS. NHL

TEAM	GP	G	A	PTS	+/-	PIM
ANA	31	5	11	16	0	12
ATL	11	3	4	7	8	2
BOS	11	5	2	7	-1	0
BUF	11	2	4	6	-7	2
CGY	31	3	7	10	2	18
CAR	12	2	5	7	2	6
CHI	25	5	9	14	3	6
COL	28	6	7	13	-6	8
CBJ	25	4	8	12	3	8
DAL	29	4	9	13	5	16
DET	26	4	4	8	-16	12
EDM	32	6	11	17	-1	14
FLA	16	1	5	6	0	14
LA	7	1	1	2	2	4
MIN	16	5	4	9	3	10
MTL	11	5	2	7	3	6
NSH	24	5	8	13	2	18
NJ	6	0	2	2	-1	2
NYI	9	3	1	4	-4	4
NYR	11	1	2	3	-2	4
OTT	10	2	3	5	-1	0
PHI	8	1	2	3	-1	4
PHX	30	8	7	15	1	16
PIT	9	2	3	5	1	2
SJ	26	3	5	8	-11	12
STL	26	9	4	13	3	18
TB	17	3	2	5	-12	6
TOR	10	1	7	8	6	2
VAN	32	5	5	10	-3	16
WSH	17	2	8	10	-1	11

CAREER HIGHLIGHTS

Has recorded 258 points (106-152=258) and 251 PIM in 557 career NHL contests during eight seasons with Los Angeles, Carolina, Atlanta and Minnesota...Consistent performer has notched between 33 and 37 points in each of the last six seasons.

2008-09 HIGHLIGHTS

Seventh on Wild roster with 35 points (13-22=35), while ranking sixth in assists and second with four GWG...Nine of his 23 assists came on the power play, with two others coming shorthanded... Wild was 18-1-1 when Belanger played to a plus-rating, and went 9-3-0 when Belanger scored a goal...Recorded three points (1-2=3) in last five games...Scored fourth GWG, also a PPG, vs. DAL (4/7)...Notched two assists vs. COL (3/17)...Scored 10th goal of season at VAN (1/31)...Tallied goal and assist at ANA (12/4)...Potted 100th career NHL goal (GWG) vs. STL (12/3)...Played in 500th NHL game vs. COL (12/1)...Had sixth career multi-goal game (including GWG) vs. BOS (10/11) and first since 3/2/07...Missed one game with lower body injury (11/28), and missed two games due to illness (12/19, 12/20).

2007-08 HIGHLIGHTS

Tied career high with 37 points (13-24=37) during his first season with Minnesota...Set career-high with 24 assists...Notched assist in first game in Wild sweater vs. CHI (10/4)...Scored third-period, GW, SHG at PHX (10/13), his first SHG since 10/10/03 at PIT...Became fourth player in team history with four assists in game, also setting new career high in points and assists in game at EDM (11/14)...Fourth assist was also 200th NHL point of his career...Collected a point in four consecutive games (2-4=6, 12/27-1/3)...Missed seven games (3/9-3/22) as a result of a broken toe suffered at ATL (3/7).

2006-07 HIGHLIGHTS

Matched a career high for goals in a season with 17...Won 53.1% of face-offs taken (640-1206)...Recorded eight multi-point games including five with Thrashers...Skated in 400th career NHL contest at BOS (3/31).

2005-06 HIGHLIGHTS

Set new career highs in goals (17), points (17-20=37) and PPGs (5) in 65 games with Los Angeles...Ranked tied for fifth on club in goals and tied for fourth with 28 takeaways...Had five multi-point games...Registered career-high six-game point streak (4-4=8, 11/11-11/22)...Tallied three-game goal streak (3-0=3, 2/7-2/11).

2003-04 HIGHLIGHTS

Led Kings in face-off percentage for fourth consecutive season at 53.6%...Notched five-game point streak (2-3=5, 1/3-2/13)...Finished with a career-high nine shots and tallied goal at PIT (10/10)...Goal came on his first shot of the game and first shot faced by the Pittsburgh's Marc-Andre Fleury in the NHL.

2002-03 HIGHLIGHTS

Finished third season with Los Angeles second on the club with 16 goals...Improved his assist (19) and point totals (35) for third consecutive year...Notched first career-hat trick in 6-2 win vs. STL (12/17)...Led Kings and tied for seventh in the NHL with three SHGs...Paced Los Angeles in face-off percentage for the third straight season winning 51.8% of his draws.

2001-02 HIGHLIGHTS

Led Kings and ranked seventh in the NHL with a 57.7% face-off percentage.

2000-01 HIGHLIGHTS

Made NHL debut and picked up three points (1-2=3) including his first NHL goal in 4-1 victory at WSH (10/6)...Led all rookies and ranked 12th in NHL with a 56.4% face-off percentage...Finished a career-high +14, which ranked fourth among league rookies...Scored first career playoff goal in OT at 2:38 in Game 4 as the Kings overcame 3-0 deficit to beat Detroit 4-3...Ranked second among rookies in playoff scoring.

1999-00 HIGHLIGHTS

Finished third in regular season scoring for Lowell (AHL) with 40 points (15-25=40) and tied for club lead in playoff scoring with six points (3-3=6).

1998-99 HIGHLIGHTS

NHL CAREER HIGHLIGHTS

Goals, Game:	3 – vs. STL, 12/17/02	PIM, Game:	5 – vs. WSH, 10/16/01	Assist Streak:	4g – 10/29-11/04/02
Assists, Game:	4 – at EDM, 11/15/07	TOI, Game:	24:19 – at TB, 10/18/08	Point Streak:	6g – 11/11-11/22/05
Points, Game:	4 – at EDM, 11/15/07	Goal Streak:	3g – three times	Career Hat Tricks:	1 – vs. STL, 12/17/02

BELANGER'S AMATEUR/INTERNATIONAL CAREER

SEASON	TEAM	LEAGUE	GP	REGULAR SEASON					PIM	PLAYOFFS				
				G	A	PTS				GP	G	A	PTS	PIM
1993-94	Magog	QAAA	32	19	24	43			24	13	5	6	11	–
1994-95	Beauport	QMJHL	71	12	28	40			24	18	5	9	14	–
1995-96	Beauport	QMJHL	59	35	48	83			18	20	13	14	27	–
1996-97	Beauport	QMJHL	31	13	37	50			30	–	–	–	–	–
	Rimouski	QMJHL	31	26	41	67			36	4	2	3	5	–
2004-05	HC Forst Bolzano	Italy	12	13	10	23			20	9	3	7	10	33

BELANGER'S PROFESSIONAL CAREER

SEASON	TEAM	LEAGUE	GP	G	A	PTS	+/-	PIM	PP	SH	GW	S	S%
1997-98	Fredericton	AHL	56	17	34	51	-1	28	6	0	3	110	15.5
1998-99	Springfield	AHL	33	8	18	26	8	10	1	0	0	67	11.9
	Long Beach	IHL	1	0	0	0	0	0	0	0	0	2	0.0
1999-00	Lowell	AHL	65	15	25	40	-5	20	6	0	3	116	12.9
2000-01	LOS ANGELES	NHL	62	9	12	21	14	16	1	2	1	80	11.3
	Lowell	AHL	13	8	10	18	7	4	1	1	2	29	27.6
2001-02	LOS ANGELES	NHL	53	8	16	24	2	21	2	1	1	67	11.9
2002-03	LOS ANGELES	NHL	62	16	19	35	-5	26	0	3	1	114	14.0
2003-04	LOS ANGELES	NHL	81	13	20	33	-16	44	0	1	2	132	9.8
2005-06	LOS ANGELES	NHL	65	17	20	37	-5	62	5	0	1	119	14.3
2006-07	CAROLINA	NHL	56	8	12	20	-2	14	3	0	1	100	8.0
	ATLANTA	NHL	24	9	6	15	0	12	1	0	0	49	18.4
2007-08	MINNESOTA	NHL	75	13	24	37	-6	30	7	1	3	115	11.3
2008-09	MINNESOTA	NHL	79	13	23	36	-5	26	4	0	4	147	8.8
WILD TOTALS			154	26	47	73	-11	56	11	1	7	262	9.9
NHL TOTALS			557	106	152	258	-23	251	23	8	14	923	11.5

BELANGER'S PROFESSIONAL POSTSEASON CAREER

YEAR	TEAM	LEAGUE	GP	G	A	PTS	+/-	PIM	PP	SH	GW	S	S%
1998	Fredericton	AHL	4	2	1	3	–	2	1	0	0	–	–
1999	Springfield	AHL	3	0	1	1	–	2	0	0	0	–	–
2000	Lowell	AHL	7	3	3	6	–	2	1	0	1	–	–
2001	LOS ANGELES	NHL	13	1	4	5	3	2	0	0	1	18	5.6
2002	LOS ANGELES	NHL	7	0	0	0	-5	4	0	0	0	7	0.0
2007	ATLANTA	NHL	4	1	0	1	-6	12	1	0	0	3	33.3
2008	MINNESOTA	NHL	6	0	0	0	-1	4	0	0	0	9	0.0
WILD TOTALS			6	0	0	0	-1	4	0	0	0	9	0.0
NHL TOTALS			30	2	4	6	-9	22	1	0	1	37	5.4

Appeared in just 33 games with Springfield (AHL) due to injuries including a back ailment and tallied 26 points (8-18=26).

1997-98 HIGHLIGHTS

Tied for third in scoring for Fredericton (AHL) with 51 points (17-34=51) in 56 games during first professional season.

CAREER TRANSACTIONS

Signed by Minnesota as a free agent, July 3, 2007; Acquired by Atlanta from Nashville in exchange for Vitaly Vishnevski, Feb. 10, 2007; Acquired by Nashville from Carolina in exchange for Josef Vasicek, Feb. 9, 2007; Acquired by Carolina along with Tim Gleason from Los Angeles in exchange for Oleg Tverдовsky and the rights to Jack Johnson, Sept. 29, 2006; Selected by Los Angeles in the fifth round (96th overall) of the 1996 NHL Entry Draft.

PERSONAL

Eric Belanger and his wife, Alexandra, have two daughters, Oceanne and Lola Pearl and reside in Quebec City, Que. in the offseason...Nickname is "Belly" and loves to play golf in his free time...Lists Tiger Woods as his favorite athlete...Names his parents as the people who inspired his hockey career...Lists U2 as his favorite band and "Prison Break" as his favorite television show...Enjoys eggs for breakfast and names sushi as his favorite food...Lists the birth of his two daughters as his most memorable moments away from the rink...Lists Xcel Energy Center as his favorite part of Minnesota...Enjoys playing the Montreal Canadiens...Favorite video game is *Wii Tennis*...Reads *Maxim* in his spare time...In his free time he enjoys golf, tennis, surfing and road biking.



32 BACKSTROM

25 BELANGER

24 BOOGAARD

96 BOUCHARD

21 BRODZIAK

15 BRUNETTE

8 BURNS

22 CLUTTERBUCK

18 GILLIES

37 HARDING

14 HAVLAT

34 HNIDY

5 JOHNSON

9 KOIVU

20 MIETTINEN

11 NOLAN

67 POULIOT

55 SCHULTZ


36 SCOTT

51 SHEPPARD

12 WELLER

6 ZANON

3 ZIDLICKY



DEREK
BOOGAARD
(BOO-guard)

24

LEFT WING

Shoots: Left

Ht: 6-7 • Wt: 258

Born: 6/23/82

Saskatoon, Saskatchewan

VS. NHL

TEAM	GP	G	A	PTS	+/-	PIM
ANA	14	1	0	1	-2	45
ATL	2	0	0	0	0	2
BOS	2	0	0	0	0	0
BUF	2	0	1	1	0	2
CGY	20	0	1	1	-2	48
CAR	1	0	0	0	0	0
CHI	9	0	0	0	0	24
COL	19	0	1	1	-2	31
CBJ	11	0	0	0	1	21
DAL	5	0	0	0	0	7
DET	4	0	0	0	0	6
EDM	22	0	0	0	2	60
FLA	2	0	2	2	2	9
LA	11	0	0	0	0	19
MIN	—	—	—	—	—	—
MTL	—	—	—	—	—	—
NSH	8	0	0	0	1	25
NJ	—	—	—	—	—	—
NYI	2	0	1	1	1	0
NVR	1	0	0	0	0	2
OTT	2	0	0	0	-2	5
PHI	1	0	0	0	0	5
PHX	8	0	0	0	-1	14
PIT	1	0	0	0	0	0
SJ	7	1	0	1	-1	21
STL	14	0	0	0	0	30
TB	3	0	0	0	0	0
TOR	3	0	0	0	1	10
VAN	22	0	2	2	0	51
WSH	2	0	0	0	1	2

CAREER HIGHLIGHTS

Has appeared in 198 games with Minnesota in his four-year NHL career, notching two goals and eight assists to go along with 439 PIM...His 439 PIM ranks second in franchise history...Has led Wild in PIM in three of his four seasons.

2008-09 HIGHLIGHTS

Led Wild in PIM (87) for third time in four seasons...Tied for fourth on team with +3 rating...Suspended five games as a result of elbowing incident at CGY (2/27)... Skated career-high 10:52 vs. TOR (1/27)...Had four hits in 9:34 TOI vs. ANA (1/17)...Whistled for 400th career PIM at NSH (12/6)...Skated 10:05 and logged 14 PIM vs. VAN (12/5)...Recorded assist at FLA (10/16) for first point since picking up assist at FLA (2/18/07) a span of 50 games... Missed four games with upper body injury (1/3-1/10), missed one game with the flu (3/12) and missed final 10 games with upper body injury (3/24-4/11).

2007-08 HIGHLIGHTS

Skated in 34 games with Minnesota and posted 74 PIM...Recorded season-high 14 PIM while skating in season-high 9:46 of ice-time at VAN (11/16)...Missed a total of 42 games due to back injuries (11/26-12/7, 12/14-1/16, 1/24-3/15)...Skated vs. COL (3/17) after missing 22 games with a back injury...Recorded five PIM at SJ (3/19) to move into second place on Wild's career PIM list...Accrued 24 PIM in Game 4 at COL (4/15).

2006-07 HIGHLIGHTS

Totalled 120 PIM to lead the team for the second consecutive season...Minnesota went 29-16-3 in games that he played...Collected 12 PIM in just 1:42 of ice time vs. ANA (10/27)...Saw a season-high 9:35 of ice time at ANA (11/12)...Registered an assist in his 100th NHL game vs. FLA (2/8)...Tallied a season-high 14 PIM at EDM (3/1)...Missed 19 games due to injury over the course of the season...Sat out two games (11/2-11/7) because of a lower body injury...Missed 10 games (11/14-12/7) with a leg injury...Was sidelined for three games (1/9-1/16) with a head injury...Sat out four games with back injury (3/6-3/11)...Tallied his first career playoff point (assist) in Game 4 vs. ANA (4/17).

2005-06 HIGHLIGHTS

His 158 PIM marked a franchise rookie record...Ranked 11th in the NHL and first among league rookies in PIM...Made NHL debut in Minnesota's season opener vs. CGY (10/5)...Earned two points in his first five NHL games...Notched first NHL point in his third NHL game, collecting an assist vs. VAN (10/14)...Scored his first NHL goal, potting the GWG vs. SJ (10/19)...Logged a season-high 10:15 of TOI at CGY (11/1)...Claimed his second career goal in a Minnesota win vs. ANA (1/7)...Missed a total of five games due to injury or illness.

2004-05 HIGHLIGHTS

Led Houston (AHL) with 259 PIM, the fourth-highest total in Aeros history.

2003-04 HIGHLIGHTS

Collected a team-high 207 PIM in 53 games in his rookie season with Houston (AHL).

2002-03 HIGHLIGHTS

Signed to his first professional contract (12/19) by Louisiana (ECHL) and finished the season with the IceGators...Ranked second on club with 240 PIM.

CAREER TRANSACTIONS

Selected by Minnesota in the seventh round (202nd overall) of the 2001 NHL Entry Draft.

PERSONAL

Boogaard is single and resides in the Twin Cities during the offseason...Nickname is "Boogy"...Lists playing in his first NHL game as his most memorable hockey moment...Started playing hockey at

NHL CAREER HIGHLIGHTS

Goals, Game:	1 – two times	PIM, Game:	17 – at CHI, 1/22/06	Assist Streak:	1g – eight times
Assists, Game:	1 – eight times	TOI, Game:	10:52 vs. TOR, 1/27/09	Point Streak:	1g – 10 times
Points, Game:	1 – 10 times	Goal Streak:	1g – two times	Career Hat Tricks:	None

BOOGAARD'S AMATEUR/INTERNATIONAL CAREER

SEASON	TEAM	LEAGUE	GP	REGULAR SEASON				PIM	PLAYOFFS				
				G	A	PTS			GP	G	A	PTS	PIM
1998-99	Regina	SJHL	35	2	3	5		166	—	—	—	—	—
1999-00	Regina	WHL	5	0	0	0		17	—	—	—	—	—
	Prince George	WHL	33	0	0	0		149	—	—	—	—	—
2000-01	Prince George	WHL	61	1	8	9		245	6	1	0	1	31
2001-02	Prince George	WHL	2	0	0	0		16	—	—	—	—	—
	Medicine Hat	WHL	46	1	8	9		178	—	—	—	—	—
2002-03	Medicine Hat	WHL	27	1	2	3		65	—	—	—	—	—

BOOGAARD'S PROFESSIONAL CAREER

SEASON	TEAM	LEAGUE	GP	G	A	PTS	+/-	PIM	PP	SH	GW	S	S%
2002-03	Louisiana	ECHL	33	1	2	3	-3	240	0	0	1	8	12.5
2003-04	Houston	AHL	53	0	4	4	-7	207	0	0	0	—	—
2004-05	Houston	AHL	56	1	4	5	0	259	0	0	0	—	—
2005-06	MINNESOTA	NHL	65	2	4	6	2	158	0	0	1	15	13.3
2006-07	MINNESOTA	NHL	48	0	1	1	0	120	0	0	0	11	0.0
2007-08	MINNESOTA	NHL	34	0	0	0	-5	74	0	0	0	6	0.0
2008-09	MINNESOTA	NHL	51	0	3	3	3	87	0	0	0	13	0.0
WILD/NHL TOTALS			198	2	8	10	0	439	0	0	1	45	4.4

BOOGAARD'S PROFESSIONAL POSTSEASON CAREER

YEAR	TEAM	LEAGUE	GP	G	A	PTS	+/-	PIM	PP	SH	GW	S	S%
2002-03	Louisiana	ECHL	2	0	0	0	—	0	0	0	0	—	—
2003-04	Houston	AHL	2	0	1	1	1	16	0	0	0	—	—
2004-05	Houston	AHL	5	0	0	0	0	38	0	0	0	—	—
2006-07	MINNESOTA	NHL	4	0	1	1	0	20	0	0	0	1	0.0
2007-08	MINNESOTA	NHL	6	0	0	0	-1	24	0	0	0	0	0.0
WILD/NHL TOTALS			10	0	1	1	-1	44	0	0	0	1	0.0

age two and says his mother and father are the people who most inspired his hockey career...First job as a kid was rough-cutter for a golf course in Regina, Sask....Rooted for the Toronto Maple Leafs and says Doug Gilmour was his favorite player as a child...Lists Buffalo Wild Wings, Chipotle and Jake's as his favorite restaurants in the Twin Cities...Says he loves everything about the Twin Cities, which is why he lives here in the summer with his St. Bernard, Angus...Lists boxing has his favorite sport other than hockey...Favorite road cities include Vancouver, Calgary and Denver...Says Will Ferrell is his favorite actor and "The Sopranos" is his favorite television show...Favorite band is Red Hot Chili Peppers...Coming to the rink every day is his favorite part of hockey...Lists Perkins Restaurants Tremendous Twelve as his favorite breakfast.



32 BACKSTROM

25 BELANGER

24 BOOGAARD

96 BOUCHARD

21 BRODZIAK

15 BRUNETTE

8 BURNS

22 CLUTTERBUCK

18 GILLIES

37 HARDING

14 HAVLAT

34 HNIDY

5 JOHNSON

9 KOIVU

20 MIETTINEN

11 NOLAN

67 POULIOT

55 SCHULTZ


36 SCOTT

51 SHEPPARD

12 WELLER

6 ZANON

3 ZIDLICKY



PIERRE-MARC
BOUCHARD
(B00-shahrd)

96

RIGHT WING

Shoots: Left
Ht: 5-10 • Wt: 173
Born: 4/27/84
Sherbrooke, Quebec

VS. NHL

TEAM	GP	G	A	PTS	+/-	PIM
ANA	21	8	7	15	5	6
ATL	4	2	4	6	2	2
BOS	6	1	6	7	1	2
BUF	6	0	4	4	-1	2
CGY	32	1	14	15	-3	12
CAR	4	1	1	2	-1	2
CHI	22	4	6	10	-1	10
COL	38	8	11	19	-9	10
CBJ	21	6	13	19	9	2
DAL	20	1	7	8	-7	10
DET	19	3	6	9	-8	2
EDM	34	8	21	29	9	8
FLA	5	0	2	2	-2	6
LA	21	2	10	12	5	2
MIN	—	—	—	—	—	—
MTL	5	0	4	4	0	0
NSH	22	5	10	15	5	6
NJ	6	1	3	4	-2	0
NVI	5	1	3	4	1	2
NYR	5	2	2	4	-2	0
OTT	5	1	5	6	1	2
PHI	5	0	1	1	-4	2
PHX	22	2	8	10	0	12
PIT	6	0	3	3	1	0
SJ	21	4	5	9	5	6
STL	21	7	7	14	7	2
TB	6	2	3	5	-2	0
TOR	4	2	2	4	3	2
VAN	35	5	20	25	3	24
WSH	4	0	2	2	1	2

NHL CAREER HIGHLIGHTS

Goals, Game:	2 – nine times	PIM, Game:	10 – vs. VAN, 3/28/08	Assist Streak:	5g – 3/6-3/15/08
Assists, Game:	3 – seven times	TOI, Game:	23:19 vs. NJ, 3/13/08	Point Streak:	5g – 3/6-3/15/08
Points, Game:	4 – four times	Goal Streak:	4g – 10/12-10/19/05	Career Hat Tricks:	None

CAREER HIGHLIGHTS

Ranks fourth on Wild's all-time roster with 425 games played, second with 190 assists and 267 points, and fourth with 77 goals...Franchise's leader with 87 PPA...Has registered 54 multi-point games in career, including four, four-point games...Wild is 46-7-1 all-time when Bouchard has two or more points...Wild is 32-4-2 when Bouchard scores a goal dating to 12/23/06 and 14-1-0 all-time when he scores three or more points...Was the second Wild rookie to post a point in a season-opening game (Marian Gaborik, 2000) and third to collect a point in his first-ever game (Gaborik, Pascal Dupuis, 2000).

2008-09 HIGHLIGHTS

Finished third on roster with 46 points (16-30=46) and tied for second with 30 assists...Fourteen of his 30 assists came on the PP...Was Wild's leading scorer (12/31-3/25) with 31 points (9-22=31)...Tallied goal and tied season-high +3 at SJ (3/5)...Scored GWG and added assist vs. DET (2/21)...Had nine points (3-6=9) in four-game point streak (1/27-2/4), tying team record for most points in four-game stretch...Tied career high with three assists in 400th game, at VAN (1/31)...Recorded two goals, assist and +3 rating vs. TOR (1/27)... Totaled three points (1-2=3) vs. EDM (1/15)...Had an assist in four straight games (12/31-1/6)...Recorded six points in three-game point streak (3-3=6, 11/29-12/3)...Notched three points (2-1=3) vs. COL (12/1)...Missed three games with lower body injury (10/14-10/18), missed final eight games of regular season with concussion suffered 3/25 at NYI (3/28-4/11).

2007-08 HIGHLIGHTS

Recorded career-best 63 points (13-50=63) and career-high 34 PIM while skating in 81 games...Established new franchise mark with 50 assists...Ranked third on club with 15 multi-point contests including two three-point games and one four-point contest...Notched 50th career goal and assist vs. CBJ (10/6)...Recorded an assist in three straight games (1-3=4, 10/24-10/28) and five of six overall (1-6=7, 10/16-10/28)...Notched six points (1-5=6) during four-game point streak (12/14-12/20)...Tied career highs in goals (2), points (4) and plus-minus rating (+3) at VAN (1/21) while becoming second player in team history to reach 200 points...Established new career high for assists in a season (43) with helper at CAR (3/6)...Skated in a career-high 23:19 and picked up assist vs. NJ (3/13)...Recorded career-high five-game assist streak (0-5=5, 3/6-3/15) tying team-high for the season...Notched an assist in eight of 10 contests (0-9=9, 2/27-3/17)...Collected two assists at CGY (3/22) to set franchise record for assists in a season (49) and collected his career high 60th point...Missed game with flu at EDM (3/24), snapping streak of 197 consecutive games played...Scored GWG, also a PPG, and picked up first career fighting major vs. VAN (3/28)...Missed only game in last two seasons with flu (3/24).

2006-07 HIGHLIGHTS

Established career highs in goals (20), games played (82) and plus/minus (+13)...One of four Wild players to appear in every game during the season...Ranked second on team in assists, tied for third in scoring and third in plus/minus...Led team forwards with +13 rating and ranked tied for second on team with 16 multi-point games...Wild went 15-1-0 in games he scored multiple points...Tallied 24 power-play points (5-19=24)...Became the first player in franchise history to notch eight points (4-4=8) in three consecutive games (12/29-1/2)...Tied career high with four point (2-2=4) performance vs. ATL (1/2)...Potted 20th goal of season vs. STL (4/7) becoming the fifth player on the team to reach the 20-goal plateau (Demitra, Gaborik, Koivu, Rolston)...Notched his first career playoff goal in Game 4 of the Western Conference Quarterfinals vs. ANA (4/17).

2005-06 HIGHLIGHTS

Ranked second on the team in assists (42), third in points (59) and fifth in goals (17)...Notched eight multi-point games, each in Wild victories...Tallied three three-point games and two four-point games...Collected three assists in season opening win vs. CGY (10/5)...Scored first four goals of the season during four-game goal streak (10/12-10/19)...Converted on first career penalty shot attempt in win vs. VAN (10/12)...Notched first career four-point game with two goals and two assists at EDM (2/10)...Also set club record, scoring two goals in 16 seconds...Missed two games (1/7-1/9) due to a strained neck suffered vs. COL (1/5).

2004-05 HIGHLIGHTS

Tallied a team-leading 42 assists and 54 points...Led Aeros with 21 power-play assists, 28 power-play points and finished tied for the team lead with seven PPGs...Registered a team-best 14 multi-point games.

2003-04 HIGHLIGHTS

Became the third Wild player to participate in the NHL YoungStars Game (Marian Gaborik, 2002; Nick Schultz, 2003) during All-Star Weekend and the first Wild player to score a goal in the game...Missed eight games with left wrist injury (11/20-11/30).

BOUCHARD'S AMATEUR/INTERNATIONAL CAREER

SEASON	TEAM	LEAGUE	GP	REGULAR SEASON				PIM	PLAYOFFS			
				G	A	PTS			GP	G	A	PTS
1998-99	Mtl.-Bourassa	QAHA	28	23	41	64	—	—	—	—	—	—
1999-00	Charles-Lemoyne	QAAA	42	28	45	74	20	9	4	8	12	6
2000-01	Chicoutimi	QMJHL	67	38	57	95	20	6	5	8	13	0
2001-02	Chicoutimi	QMJHL	69	46	94	140	54	4	2	3	5	4
2001-02	Canada	WJ-18	8	4	8	12	16	—	—	—	—	—
	Canada	U-17	5	2	6	8	4	—	—	—	—	—
2002-03	Canada	WJC	6	2	3	5	2	—	—	—	—	—

BOUCHARD'S PROFESSIONAL CAREER

SEASON	TEAM	LEAGUE	GP	G	A	PTS	+/-	PIM	PP	SH	GW	S	S%
2002-03	MINNESOTA	NHL	50	7	13	20	1	18	5	0	1	53	13.2
2003-04	MINNESOTA	NHL	61	4	18	22	-7	22	2	0	0	60	6.7
2004-05	Houston	AHL	67	12	42	54	-2	46	7	0	1	—	—
2005-06	MINNESOTA	NHL	80	17	42	59	3	28	7	0	3	118	14.4
2006-07	MINNESOTA	NHL	82	20	37	57	13	14	5	0	3	173	11.6
2007-08	MINNESOTA	NHL	81	13	50	63	11	34	6	0	4	129	10.1
2008-09	MINNESOTA	NHL	71	16	30	46	-5	20	2	0	1	142	11.3
WILD/NHL TOTALS			425	77	190	267	16	136	27	0	12	675	11.4

BOUCHARD'S PROFESSIONAL POSTSEASON CAREER

YEAR	TEAM	LEAGUE	GP	G	A	PTS	+/-	PIM	PP	SH	GW	S	S%
2002-03	MINNESOTA	NHL	5	0	1	1	-1	2	0	0	0	8	0.0
2004-05	Houston	AHL	5	0	1	1	-4	0	0	0	0	—	—
2006-07	MINNESOTA	NHL	5	1	1	2	-3	0	0	0	0	2	50.0
2007-08	MINNESOTA	NHL	6	2	2	4	1	2	1	0	1	18	11.1
WILD/NHL TOTALS			16	3	4	7	-3	4	1	0	1	28	10.7

2002-03 HIGHLIGHTS

Tallied three multi-point games...Finished tied for second among NHL rookies in PPGs (5) and tied for fifth in power play points (5-4=9)...Made NHL debut in season opener and notched an assist for first career point vs. BOS (10/11)...Netted his first career goal (PP, GW) at SJ (11/9)...Registered one assist and two PIM in five playoff games as the lone rookie and the youngest player on the Wild's playoff roster...Picked up first-ever playoff point with a power-play assist in Game Four of the Western Conference Finals at ANA (5/16).

2001-02 HIGHLIGHTS

Led QMJHL in scoring with 140 points (46-94=140) in 69 games...Named league's Top Offensive Player and to the QMJHL First All-Star Team, and was chosen Canadian Hockey League Player of the Year.

INTERNATIONAL HIGHLIGHTS

Left the Wild (12/11) to compete for Team Canada at the 2003 World Junior Hockey Championships where he picked up five points (2-3=5) in six games and earned a silver medal...Led Team Canada in scoring with four goals and eight assists in eight games at 2002 Under-18 World Junior Championships.

CAREER TRANSACTIONS


Selected by **Minnesota** in the first round (eighth overall) of the 2002 NHL Entry Draft.

PERSONAL

Pierre-Marc Bouchard is single and resides in Montreal in the offseason...Nickname is "Butch"...Enjoys playing golf, tennis and PlayStation 3 in his free time...Says *Madden 10* and *Tiger Woods* are his favorite video games...Lists his first NHL goal as his most memorable moment in hockey...Began playing hockey at age three and also participated in baseball, soccer and tennis as a youngster...Favorite food is steak and favorite Twin Cities restaurant is Manny's...Lists golf as his favorite sport and Tiger Woods as his favorite athlete outside of hockey...Names "Prison Break" as his favorite television show...Enjoys crepes for breakfast...Names the Montreal Canadiens as his favorite team growing up and Wayne Gretzky as his favorite player.



32 BACKSTROM
25 BELANGER
24 BOOGAARD
96 BOUCHARD
21 BRODZIAK
15 BRUNETTE
8 BURNS
22 CLUTTERBUCK
18 GILLIES
37 HARDING
14 HAVLAT
34 HNIDY
5 JOHNSON
9 KOIVU
20 MIETTINEN
11 NOLAN
67 POULIOT
55 SCHULTZ
36 SCOTT
51 SHEPPARD
12 WELLER
6 ZANON
3 ZIDLICKY



KYLE
BRODZIAK
(BROHD-zee-ak)

21

CENTER

Shoots: Left
Ht: 6-2 • Wt: 209
Born: 5/25/84
Saint Paul, Alberta

VS. NHL						
TEAM	GP	G	A	PTS	+/-	PIM
ANA	9	3	0	3	3	2
ATL	2	0	0	0	-1	0
BOS	1	0	0	0	0	0
BUF	1	0	0	0	-2	0
CGY	15	0	4	4	-4	6
CAR	2	0	0	0	-2	0
CHI	8	0	2	2	-3	2
COL	14	2	5	7	-1	2
CBJ	8	2	0	2	-1	2
DAL	9	2	2	4	-1	4
DET	9	0	0	0	-2	0
EDM	-	-	-	-	-	-
FLA	2	0	0	0	-1	0
LA	8	0	0	0	1	4
MIN	16	3	3	6	1	2
MTL	2	1	1	2	0	0
NSH	9	0	0	0	-8	0
NJ	2	0	0	0	-1	0
NYI	2	1	0	1	2	0
NYR	2	1	0	1	1	0
OTT	2	0	0	0	0	0
PHI	2	0	2	2	3	0
PHX	9	4	5	9	9	2
PIT	2	0	2	2	1	0
SJ	9	3	1	4	1	2
STL	11	1	2	3	-7	6
TB	3	0	1	1	0	0
TOR	2	2	0	2	2	0
VAN	12	1	1	2	1	24
WSH	2	0	2	2	3	2

NHL CAREER HIGHLIGHTS					
Goals, Game:	2 – three times	PIM, Game:	15 – at VAN, 2/6/08	Assist Streak:	3g – 2/16-2/19/09
Assists, Game:	2 – five times	TOI, Game:	20:16 – vs. MIN, 3/15/07	Point Streak:	3g – three times
Points, Game:	2 – 13 times	Goal Streak:	3g – 2/12-2/16/08	Career Hat Tricks:	None

CAREER HIGHLIGHTS

Has appeared in 175 games with Edmonton, registering 59 points (26-33=59), along with 60 PIM.

2008-09 HIGHLIGHTS

Recorded 27 points (11-16=27) and 21 PIM in 79 games...Ranked sixth on the club and set a career high with +4 rating...Ranked fourth on the Oilers with three GWG...Added one PPG and one SHG...Tallied a career-high three game assist streak (2/16-2/19)...Averaged 12:43 TOI and won 51.6 percent of face-offs.

2007-08 HIGHLIGHTS

Set career highs in games played (80), goals (14), assists (17), points (31), PIM (33), shots (125) and shooting percentage (11.2%)...Ranked fifth on the Oilers with 14 goals, including three GWG and one SHG.

2006-07 HIGHLIGHTS

Split the season between Edmonton and the Wilkes-Barre/Scranton Penguins (AHL)...Skated in six games with the Oilers...Registered his first NHL goal and point vs. STL (3/17)...Finished the season with one goal, two PIM and 11 shots...Skated in 62 games with Wilkes-Barre/Scranton...Ranked second on the club with 56 points (24-32=56)...Ranked second on the team with +12 rating...Totaled five PPG and one SHG...Added six points (1-5=6) and 14 PIM in six playoff contests.

2005-06 HIGHLIGHTS

Split the season between Edmonton and the Iowa Stars (AHL)...Made his NHL debut at CGY (10/15)...Skated in 10 games, collecting four PIM and seven shots...Appeared in 55 games with Iowa...Collected 31 points (12-19=31), 41 PIM and a +7 rating...Totaled four points (1-3=4) and two PIM in seven playoff games.

2004-05 HIGHLIGHTS

Played his first professional season with the Edmonton Roadrunners (AHL)...Totaled 32 points (6-26=32) and 49 PIM in 56 games.

CAREER TRANSACTIONS

Acquired by **Minnesota** along with a sixth round pick in the 2009 NHL Entry Draft (Darcy Kuemper) from **Edmonton** in exchange for a fourth round pick (Kyle Bigos) and fifth round pick (Olivier Roy) in the 2009 Entry Draft, June 27, 2009; Selected by **Edmonton** in the seventh round (214th overall) of the 2003 Entry Draft.

BRODZIAK'S AMATEUR/INTERNATIONAL CAREER

SEASON	TEAM	LEAGUE	GP	REGULAR SEASON					PIM	PLAYOFFS				
				G	A	PTS				GP	G	A	PTS	PIM
1999-00	Ft. Saskatchewan	AMBHL	36	23	33	56	57		0	-	-	-	-	-
	Moose Jaw	WHL	2	0	0	0	0		0	-	-	-	-	-
2000-01	Moose Jaw	WHL	57	2	8	10	49		3	0	0	0	0	0
2001-02	Moose Jaw	WHL	72	8	12	20	56		12	0	3	3	3	11
2002-03	Moose Jaw	WHL	72	32	30	62	84		13	5	3	8	16	16
2003-04	Moose Jaw	WHL	70	39	54	93	58		10	5	4	9	10	10

BRODZIAK'S PROFESSIONAL CAREER

SEASON	TEAM	LEAGUE	GP	G	A	PTS	+/-	PIM	PP	SH	GW	S	\$%
2004-05	Edmonton	AHL	56	6	26	32	1	49	1	0	0	-	-
2005-06	EDMONTON	NHL	10	0	0	0	-4	4	0	0	0	7	0.0
	Iowa	AHL	55	12	19	31	7	41	3	0	2	-	-
2006-07	EDMONTON	NHL	6	1	0	1	0	2	0	0	0	11	9.1
	W.B./Scranton	AHL	62	24	32	56	12	44	5	1	6	-	-
2007-08	EDMONTON	NHL	81	14	17	31	-6	33	0	1	3	125	11.2
2008-09	EDMONTON	NHL	79	11	16	27	4	21	1	1	3	99	11.1
NHL TOTALS			175	26	33	59	-6	60	1	2	6	242	10.7

BRODZIAK'S PROFESSIONAL POSTSEASON CAREER

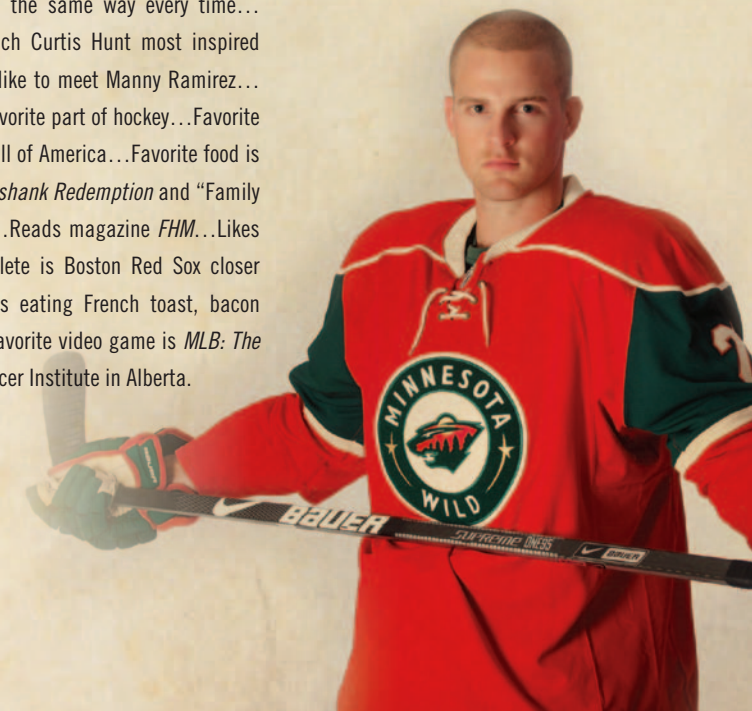
YEAR	TEAM	LEAGUE	GP	G	A	PTS	+/-	PIM	PP	SH	GW	S	\$%
2005-06	Iowa	AHL	7	1	3	4	-1	2	0	0	1	-	-
2006-07	W.B./Scranton	AHL	11	1	5	6	-5	14	1	0	0	-	-

NHL TOTALS

NO NHL POSTSEASON EXPERIENCE

PERSONAL

Kyle Jeffrey Brodziak and his wife, Nicole, have a dog, Koko and make their off-season home in Sherwood Park, Alta.... Nicknames are "Brody" and "Brodzy"...Enjoys golf, slow-pitch softball and fishing...Most memorable hockey moment was scoring his first NHL goal, against St. Louis... Most memorable moment away from the rink was getting married...Tapes his sticks the same way every time... His friends and junior coach Curtis Hunt most inspired his hockey career...Would like to meet Manny Ramirez... Says scoring goals is his favorite part of hockey...Favorite part of Minnesota is the Mall of America...Favorite food is steak...Lists U2, *The Shawshank Redemption* and "Family Guy" among his favorites...Reads magazine *FHM*...Likes playing golf...Favorite athlete is Boston Red Sox closer Jonathan Papelbon...Enjoys eating French toast, bacon and eggs for breakfast...Favorite video game is *MLB: The Show*...Active in Cross Cancer Institute in Alberta.



32 BACKSTROM

25 BELANGER

24 BOOGAARD

96 BOUCHARD

21 BRODZIAK

15 BRUNETTE

8 BURNS

22 CLUTTERBUCK

18 GILLIES

37 HARDING

14 HAVLAT

34 HNIDY

5 JOHANSSON

9 KOIVU

20 MIETTINEN

11 NOLAN

67 POULIOT

55 SCHULTZ

36 SCOTT

51 SHEPPARD

12 WELLER

6 ZANON

3 ZIDLICKY



ANDREW
BRUNETTE
(broo-NEHT)

15

LEFT WING

Shoots: Left
Ht: 6-1 • Wt: 211
Born: 8/24/73
Sudbury, Ontario

VS. NHL						
TEAM	GP	G	A	PTS	+/-	PIM
ANA	35	9	12	21	8	4
ATL	7	5	6	11	2	0
BOS	23	8	14	22	0	14
BUF	21	2	9	11	-6	2
CGY	53	13	23	36	-9	14
CAR	20	4	10	14	3	4
CHI	36	9	17	26	-1	8
COL	32	6	12	18	-13	10
CBJ	30	4	22	26	0	6
DAL	36	13	18	31	2	14
DET	38	7	10	17	-13	10
EDM	53	14	20	34	7	14
FLA	21	7	12	19	11	6
LA	36	7	20	27	-13	12
MIN	25	7	9	16	0	20
MTL	17	4	3	7	-3	10
NSH	31	10	7	17	-9	12
NJ	21	4	3	7	-17	4
NYI	21	7	9	16	2	4
NYR	24	7	13	20	-3	8
OTT	20	5	5	10	-7	10
PHI	22	2	7	9	-6	0
PHX	35	9	25	34	1	6
PIT	21	3	6	9	1	14
SJ	35	7	10	17	5	14
STL	39	7	22	29	-2	18
TB	28	8	17	25	6	12
TOR	15	3	7	10	-1	0
VAN	54	14	33	47	10	26
WSH	19	8	5	13	-8	6

CAREER HIGHLIGHTS

Ranks fifth on Wild's all-time roster with 76 goals, third with 138 assists, third with 214 points, third with 35 PPG and ninth with 325 games played... Owns 139 career multi-point games...Had his NHL leading consecutive games played streak stopped at 509 due to lower body injury (2/21 vs. DET)...Was first game missed due to injury since Dec. 31, 2001 (shoulder contusion)... Has scored 20 or more goals in three of the last four seasons, and in five NHL campaigns overall.

2008-09 HIGHLIGHTS

Ranked second on Wild roster in points (22-28=50) and goals (22), while third in PPG (nine) and tied for third in GWG (three)...Wild went 15-5-2 when Brunette scored a goal...Had points in eight of season's final nine games (3/25-4/11), with 10 points (5-5=10) in that span...Recorded three points (1-2=3) at NYI (3/25)...Had goal and assist in back-to-back games (3/14-3/15)...Netted GWG at ANA (3/8)...Named Feb. captain - his fifth month of captaincy with Wild...Had streak of consecutive games played snapped at 509 (lower body injury) vs. DET (2/21)...Notched five points (1-4=5) during three-game point streak (1/19-1/27)...Tallied 200th career NHL goal vs. STL (12/3)...Collected three points (1-2=3) at NSH (11/29)...Skated in 800 NHL contest at COL (11/6) and registered a goal...Recorded five points (2-3=5) during three-game point streak (10/11-10/16). Missed two games with knee injury (2/21-2/22)...Underwent reconstructive knee surgery (4/16).

2007-08 HIGHLIGHTS

Appeared in all 82 games for the fifth consecutive season...One of only two Avalanche players to skate in every game...Finished second on the team in scoring with 59 points (19-40=59) and also ranked second in assists (40)... Was second on the club with seven PPGs...Nominated for the Bill Masterton Memorial Trophy by the Colorado chapter of the Professional Hockey Writers Association...Recorded his 500th career point with an assist at CGY (10/26)... Appeared in his 400th consecutive game vs. STL (12/9)...Scored two goals and tied his career high with seven shots at FLA (1/13)...Finished second on the team in scoring during the month of March with 16 points (6-10=16) in 15 games...Compiled a season-high five-game point streak (3-4=7, 2/27-3/8).

2006-07 HIGHLIGHTS

Established career highs in goals (27), assists (56) and points (83)...Finished second on the Avalanche and tied for 21st in the NHL in scoring...Was also second on the club in assists, which tied for 14th in the league...Ranked fourth on the team in goals...Appeared in all 82 games for the fourth consecutive season...Notched back-to-back 20-goal seasons for the first time in his career...Led the team with five multi-goal games and was second on the club with 22 multi-point contests...Recorded his first career hat trick at EDM (12/19), each of Brunette's three goals came on the power play, making him

NHL CAREER HIGHLIGHTS

Goals, Game:	3 – at EDM, 12/19/06	PIM, Game:	6 – at STL, 3/25/06	Assist Streak:	8g – 3/7-3/25/07
Assists, Game:	4 – two times	TOI, Game:	23:34 – vs. CGY, 10/16/07	Point Streak:	11g – 2/8-2/27/07
Points, Game:	4 – three times	Goal Streak:	6g – 12/29/97-1/9/98	Career Hat Tricks:	One

only the third player in Colorado history to record three power-play goals in a single game and the first since Joe Sakic vs. BUF (4/14/92)...Joined Lanny McDonald (1982) as the only players to ever score three power-play goals vs. EDM...Compiled a career-high 11-game point streak (5-12=17) (2/8-27)...Also had a career-long eight-game assist streak (12) from (3/7-25)...Skated in his 300th consecutive game vs. MIN (10/29)...Recorded 18 points in February (6-12=18), equaling his career best for points in a single month (December of 2000)...Notched three assists, including his 300th NHL helper at LA (2/24)...Appeared in his 700th NHL game vs. VAN (3/27).

2005-06 HIGHLIGHTS

Set a career high with 11 PPGs...Finished third on the team in both assists (39) and points (63) and ranked fourth in goals (24)...Appeared in all 82 games for the third straight season, extending his consecutive games-played streak to 289...Played in his 600th NHL game at CBJ (2/10)...Recorded his 400th NHL point with an assist at CGY (3/31)...Tied for the team lead with nine points during the postseason...Scored the game-tying goal with 57 seconds left in regulation in Game 3 of the Western Conference Quarterfinals vs. DAL (4/26)...Scored the series-clinching goal in OT in Game 5 of the Western Conference Quarterfinals at DAL (4/30)...It was his second career playoff OT winner and his second series clincher (2003 Western Conference Quarterfinals vs. Colorado)... He joined Martin Gelas (three) and Martin St. Louis (two) as the only active players to record two series-clinching, OT goals in the Stanley Cup playoffs.

2003-04 HIGHLIGHTS

Was the only Minnesota player to appear in all 82 regular season contests...Ranked first on the team in assists (34) and second in points (49)...Led the club in PPGs with seven...Notched his 300th career point with a PPG at BUF (10/28)...Picked up his 200th career assist with a helper vs. BUF (12/13)...Skated in 500th NHL game at COL (1/4).



32 BACKSTROM
25 BELANGER
24 BOOGAARD
96 BOUCHARD
21 BRODZIAK
15 BRUNETTE
8 BURNS
22 CLUTTERBUCK
18 GILLIES
37 HARDING
14 HAVLAT
34 HNIDY
5 JOHNSON
9 KOIVU
20 MIETTINEN
11 NOLAN
67 POULIOT
55 SCHULTZ
36 SCOTT
51 SHEPPARD
12 WELLER
6 ZANON
3 ZIDLICKY

BRUNETTE
15

2002-03 HIGHLIGHTS

Ranked third on the Wild in goals (18) and fourth in points (46)...Led Minnesota with nine PPGs...Shared the league lead in GTGs (three)...Potted 100th career NHL goal at NSH (12/14)...Tied for fourth among all NHL playoff scorers in goals (seven) and tied for 10th in points (13)...Assisted on the first Wild goal in playoff history and added a goal himself in Game 1 of the Western Conference Quarterfinals at COL (4/10)...Posted three points in Game 7 of the Western Conference Quarterfinals at COL, including the GW, OT goal to give the Wild its first-ever series victory (4/22)...Notched two goals in a 5-1 Game 6 victory vs. VAN in the Western Conference Semifinals (3/7).

2001-02 HIGHLIGHTS

Led the Wild in scoring with 69 points and 48 assists...Tied for third in NHL in power play points (32)...Compiled franchise-record 10-game point-scoring streak (3/7-27)...Equaled his career best with four points at BOS (11/8) and vs. CBJ (3/10)...Missed one game at DET (12/31) with shoulder contusions.

2000-01 HIGHLIGHTS

Recorded first-ever four-point game and set a career-high with four assists at LA (12/19)...Notched 100th career assist at NYR (1/29).

1999-00 HIGHLIGHTS

Skated in 81 games as member of Atlanta Thrashers' inaugural team...Scored a team-leading 23 goals and finished with a team-best 50 points (23-27=50)...Recorded his 100th NHL point at FLA (12/22).

1998-99 HIGHLIGHTS

Spent first full NHL season with the expansion Nashville Predators...Scored the first goal in Predators history vs. CAR (10/13).

1997-98 HIGHLIGHTS

Split the season between the Capitals and Portland (AHL)...Notched 15 points (5-10=15) in 10 straight games (1/13-2/7) with Washington...Set a career-high six-game goal streak (12/27-1/9).

1995-96 HIGHLIGHTS

Skated in first NHL contest at CHI (1/17)...Scored first NHL goal at FLA (2/29)... Skated in six postseason games... Picked up an assist in his first-ever playoff contest at PIT (4/17).

1994-95 HIGHLIGHTS

Named to the AHL Second All-Star Team with Portland.

1992-93 HIGHLIGHTS

Led the Ontario Hockey League with 62 goals, 100 assists and 162 points with Owen Sound...Named an OHL First Team All-Star and Canadian Major Junior Second Team All-Star.

CAREER TRANSACTIONS

Signed by **Minnesota** as a free agent, July 1, 2008; Signed by **Colorado** as a free agent, Aug. 6, 2005; Signed by **Minnesota** as a free agent, July 17, 2001; Acquired by **Atlanta** from **Nashville** in exchange for a fifth round pick in the 2000 NHL Entry Draft (Matt Hendricks), June 21, 1999; Claimed by **Nashville** from **Washington** in Expansion Draft, June 26, 1998; Originally selected by **Washington** in the seventh round (174th overall) of the 1993 NHL Entry Draft.

BRUNETTE'S AMATEUR/INTERNATIONAL CAREER

SEASON	TEAM	LEAGUE	GP	REGULAR SEASON					PIM	PLAYOFFS				
				G	A	PTS				GP	G	A	PTS	PIM
1989-90	Rayside-Balfour	NOHA	32	38	65	103			—	—	—	—	—	—
	Rayside-Balfour	NOHA	4	1	1	2		0	—	—	—	—	—	—
1990-91	Owen Sound	OHL	63	15	20	35		15	—	—	—	—	—	—
1991-92	Owen Sound	OHL	66	51	47	98		42	5	5	0	5	8	
1992-93	Owen Sound	OHL	66	62	100	162		91	8	8	6	14	16	

BRUNETTE'S PROFESSIONAL CAREER

SEASON	TEAM	LEAGUE	GP	G	A	PTS	+/-	PIM	PP	SH	GW	S	\$%
1993-94	Portland	AHL	23	9	11	20	—	10	—	—	—	—	—
	Providence	AHL	3	0	0	0	—	0	—	—	—	—	—
	Hampton Roads	ECHL	20	12	18	30	—	32	—	—	—	—	—
1994-95	Portland	AHL	79	30	50	80	—	53	—	—	—	—	—
1995-96	WASHINGTON	NHL	11	3	3	6	5	0	0	0	1	16	18.8
	Portland	AHL	69	28	66	94	—	125	—	—	—	—	—
1996-97	WASHINGTON	NHL	23	4	7	11	-3	12	2	0	0	23	17.4
	Portland	AHL	50	22	51	73	—	48	—	—	—	—	—
1997-98	WASHINGTON	NHL	28	11	12	23	2	12	4	0	2	42	26.2
	Portland	AHL	43	21	46	67	-17	64	12	1	1	126	16.7
1998-99	NASHVILLE	NHL	77	11	20	31	-10	26	7	0	1	65	16.9
1999-00	ATLANTA	NHL	81	23	27	50	-32	30	9	0	2	107	21.5
2000-01	ATLANTA	NHL	77	15	44	59	-5	26	6	0	4	104	14.4
2001-02	MINNESOTA	NHL	81	21	48	69	-4	18	10	0	2	106	19.8
2002-03	MINNESOTA	NHL	82	18	28	46	-10	30	9	0	2	97	18.6
2003-04	MINNESOTA	NHL	82	15	34	49	3	12	7	0	3	90	16.7
2004-05							— DID NOT PLAY —						
2005-06	COLORADO	NHL	82	24	39	63	9	48	11	0	2	129	18.6
2006-07	COLORADO	NHL	82	27	56	83	-8	36	9	0	2	173	15.6
2007-08	COLORADO	NHL	82	19	40	59	5	14	7	0	2	125	15.2
2008-09	MINNESOTA	NHL	80	22	28	50	-5	18	9	0	3	118	18.6
WILD TOTALS			325	76	138	214	-16	78	35	0	10	411	18.5
NHL TOTALS			868	213	386	599	-53	282	90	0	26	1,195	17.8

BRUNETTE'S PROFESSIONAL POSTSEASON CAREER

YEAR	TEAM	LEAGUE	GP	G	A	PTS	+/-	PIM	PP	SH	GW	S	\$%
1993-94	Portland	AHL	2	0	1	1	—	0	—	—	—	—	—
	Hampton Roads	ECHL	7	7	6	13	—	18	—	—	—	—	—
1994-95	Portland	AHL	7	3	3	6	—	10	—	—	—	—	—
1995-96	WASHINGTON	NHL	6	1	3	4	-5	0	0	0	0	7	14.3
	Portland	AHL	20	11	18	29	—	15	—	—	—	—	—
1996-97	Portland	AHL	5	1	2	3	—	0	—	—	—	—	—
1997-98	Portland	AHL	10	1	11	12	—	12	0	0	0	—	—
2002-03	MINNESOTA	NHL	18	7	6	13	-3	4	4	0	1	33	21.2
2005-06	COLORADO	NHL	9	3	6	9	-2	8	1	0	1	15	20.0
2007-08	COLORADO	NHL	10	5	3	8	-5	2	3	0	0	18	27.8
WILD TOTALS			18	7	6	13	-3	4	4	0	1	33	21.2
NHL TOTALS			43	16	18	34	-15	14	8	0	2	73	21.9

PERSONAL

Andrew Brunette and his wife, Lorie, reside in Valley East, Ont. in the offseason with their golden retriever Simon...Nickname is "Bruno"...Enjoys playing and watching all sports, especially baseball...Lists *Bull Durham* as his favorite movie and Larry Walker as his favorite athlete...Names scoring overtime goal in Game 7 of 2003 Western Conference Quarterfinal series against Colorado as his most memorable hockey moment...Lists his father as the person who most inspired his hockey career...Lists Blue Rodeo as his favorite band and "The Office" as his favorite television show...Lists Fruit Loops as his favorite breakfast food and walleye as his favorite food...Names *Sports Illustrated* as his favorite magazine to read.

32 BACKSTROM

25 BELANGER

24 BOOGAARD

96 BOUCHARD

21 BRODZIAK

15 BRUNETTE

8 BURNS

22 CLUTTERBUCK

18 GILLIES

37 HARDING

14 HAVLAT

34 HNIDY

5 JOHNSON

9 KOIVU

20 MIETTINEN

11 NOLAN

67 POULIOT

55 SCHULTZ

36 SCOTT

51 SHEPPARD

12 WELLER

6 ZANON

3 ZIDLICKY



BRENT
BURNS

8

DEFENSEMAN

Shoots: Right
Ht: 6-5 • Wt: 232
Born: 3/9/85
Ajax, Ontario

VS. NHL						
TEAM	GP	G	A	PTS	+/-	PIM
ANA	16	1	5	6	1	6
ATL	3	1	4	5	2	0
BOS	4	0	0	0	-2	4
BUF	3	1	3	4	2	0
CGY	29	3	4	7	-5	15
CAR	4	0	0	0	-1	0
CHI	18	1	2	3	-4	10
COL	27	6	9	15	1	18
CBJ	17	2	2	4	4	6
DAL	18	0	6	6	-4	16
DET	17	1	6	7	-3	8
EDM	27	4	5	9	6	10
FLA	4	2	2	4	1	2
LA	15	2	3	5	3	18
MIN	—	—	—	—	—	—
MTL	3	1	0	1	1	4
NSH	13	1	4	5	2	2
NJ	2	1	1	2	1	0
NYI	4	1	0	1	1	2
NYR	3	0	3	3	1	2
OTT	4	0	1	1	-5	2
PHI	4	0	0	0	-2	0
PHX	16	0	4	4	-1	8
PIT	3	0	1	1	0	4
SJ	17	2	7	9	-1	12
STL	17	2	6	8	1	8
TB	5	0	0	0	-1	0
TOR	3	0	0	0	1	2
VAN	28	3	2	5	5	36
WSH	2	0	2	2	0	0

NHL CAREER HIGHLIGHTS					
Goals, Game:	1 — 35 times	PIM, Game:	19 — vs. VAN, 3/28/08	Assist Streak:	3g — three times
Assists, Game:	3 — vs. DAL, 3/3/08	TOI, Game:	33:33 — vs. DET, 1/3/09	Point Streak:	3g — seven times
Points, Game:	3 — two times	Goal Streak:	2g — two times	Career Hat Tricks:	None

CAREER HIGHLIGHTS

Is the third Minnesota Wild first round draft pick to make the jump to the NHL the same year he was drafted (Gaborik, 2000; Bouchard, 2002)...Wild's all-time leader in goals scored by defenseman (35) and also GWG (10) by blueliner...Tied with Marian Gaborik for team record with four OT goals...Wild is 23-8-4 all-time when Burns scores a goal.

2008-09 SEASON

Finished third amongst Wild blueliners with 27 points (8-19=27) while skating in 22:25 minutes per game — second on team...Notched five points (1-4=5) in seven-game stretch (2/12-2/22)...Had two assists at SJ (3/5)...Scored goal and tied career-high +3 vs. EDM (1/15)...Recorded three-game point streak (1-5=6, 12/31-1/4), tying longest streak of career...Logged franchise record 33:33 in ice time and recorded career-high seven shots vs. DET (1/3)...Notched fourth career OTGWG and added two assists vs. SJ (12/31)...Recorded goal and assist vs. COL (12/1) to reach 100 career point mark...Had team-high five shots, five hits and an assist vs. DAL (11/26)...Scored three goals in five-game stretch (10/23-10/30)...Missed four games with upper body injury (11/1-11/8), and missed final 19 games of regular season with concussion (3/7-4/11).

2007-08 SEASON

Established career highs in games played (82), points (43), assists (28), goals (15), GWG (four) and multi-point games (nine)...Four GWG tied franchise record for a defenseman, his eight PPG were a new team record for a blueliner, as were his 155 shots...Has increased totals in each category every NHL season...Led team in takeaways (61), second in average TOI (23:05) and third in hits (99)...+12 rating led defensemen and ranked third on club...Ranked tied for fifth among NHL defenseman in goals and tied for sixth in PPG...Only Wild player to skate in all 82 games and second Wild defenseman ever to accomplish the feat...Wild went 11-1-3 when Burns scored a goal and 7-0-2 when he had two or more points...Finished with 80 PIM — more than he accumulated in first three NHL seasons combined...Went 3-for-5 in shootout attempts...Collected career-high three assists vs. DAL (1/3)...Tallied game-deciding shootout goal in first career shootout attempt at STL (2/10)...Tied team record for goals by defenseman (11) at FLA (2/29)...Skated season-high 28:37 vs. LA and picked up assist to tie team record for points in a season by defenseman (34)...Recorded goal and assist at ATL (3/7) to establish franchise marks for goals and points by a defenseman in a season...Notched goal and assist vs. NJ (3/13) and career-high seven shots...Recorded power-play assist vs. COL (3/30) to establish team record for power-play points by a defenseman in a season at 19 (8-11=19).

2006-07 SEASON

Finished season with a +16 rating to rank second on team...Led team defensemen in goals (seven) and points (18)...Fourth with 86 hits...Tallied 20 points (6-14=20) in final 43 games after tallying five points (1-4=5) in first 34 games...Posted a +3 rating in three games (12/19 vs. VAN; 3/9 at BUF; 3/24 vs. LA)...Capped comeback from a three-goal deficit with the GTG, his first of the season, in a 7-6 shootout victory at NSH (11/16)...Logged season-high 25:10 TOI vs. EDM (1/16)...Became first NHL defenseman since 2003 to score an OT, GWG in consecutive games vs. COL (3/11) and at VAN (3/13)...Recorded first career playoff point (assist) in Game 2 at ANA (4/13).

2005-06 SEASON

Tallied his second career goal and first of season in Wild's 6-3 season-opening victory vs. CGY (10/5)...Posted a career-high three-game assist streak (10/16-10/22) that spanned three Minnesota victories...Tallied first career GWG vs. CBJ (10/29).

2004-05 SEASON

Finished second among Aeros defensemen in goals (11) and points (27).

2003-04 SEASON

Made NHL debut at CHI (10/8)...Tallied first career assist vs. NYR (10/10) ...Notched first NHL goal in third game vs. SJ (10/12)...Forced to miss eight games (10/25-11/15) with a right shoulder separation...Sat out one game with the flu (12/2).

BURNS' AMATEUR/INTERNATIONAL CAREER

SEASON	TEAM	LEAGUE	GP	REGULAR SEASON				PIM	PLAYOFFS				
				G	A	PTS			GP	G	A	PTS	PIM
2000-01	North York	MTHL	46	4	7	11		16	—	—	—	—	—
2001-02	Couchiching	OPJHL	68	15	25	40		14	—	—	—	—	—
2002-03	Brampton	OHL	68	15	25	40		14	11	5	6	11	6
2003-04	Canada	WJC	6	0	6	6		20	—	—	—	—	—
2007-08	Canada	Worlds	9	3	6	9		16	—	—	—	—	—

BURNS' PROFESSIONAL CAREER

SEASON	TEAM	LEAGUE	GP	G	A	PTS	+/-	PIM	PP	SH	GW	S	\$%
2003-04	MINNESOTA	NHL	36	1	5	6	-10	12	0	0	0	34	2.9
	Houston	AHL	1	0	1	1	-1	2	0	0	0	—	—
2004-05	Houston	AHL	73	11	16	27	-11	57	6	2	3	—	—
2005-06	MINNESOTA	NHL	72	4	12	16	-7	32	1	0	1	73	5.5
2006-07	MINNESOTA	NHL	77	7	18	25	16	26	3	0	3	108	6.5
2007-08	MINNESOTA	NHL	82	15	28	43	12	80	8	0	4	158	9.5
2008-09	MINNESOTA	NHL	59	8	19	27	-7	45	4	0	2	147	5.4
WILD/NHL TOTALS			326	35	82	117	4	195	16	0	10	420	6.7

BURNS' PROFESSIONAL POSTSEASON CAREER

YEAR	TEAM	LEAGUE	GP	G	A	PTS	+/-	PIM	PP	SH	GW	S	\$%
2004-05	Houston	AHL	5	0	0	0	-4	4	0	0	0	—	—
2006-07	MINNESOTA	NHL	5	0	1	1	1	14	0	0	0	12	0.0
2007-08	MINNESOTA	NHL	6	0	2	2	0	6	0	0	0	17	0.0
WILD/NHL TOTALS			11	0	3	3	1	20	0	0	0	29	0.0

2002-03 SEASON

Named OHL Rookie of the Month in March after scoring 19 points (9-10=19) in 14 contests...Led Brampton in playoff scoring with 11 points (5-6=11) in 11 games...Named the second most improved player in the OHL at season's end by league coaches.

INTERNATIONAL HIGHLIGHTS

Represented Team Canada at the 2004 World Junior Hockey Championships...Posted six assists and 20 PIM in six games with the silver medal-winning Canadian squad.

CAREER TRANSACTIONS

Selected by Minnesota in the first round (20th overall) of the 2003 NHL Entry Draft.

PERSONAL

Brent Burns and his wife, Susan, reside in the Twin Cities during the offseason...Names cycling, swimming, Jujitsu and his animals as his favorite hobbies...His animal collection includes four huskies, a blue and gold macaw, a myacanth macaw, bearded dragons, snakes, crested geckos, a veiled chameleon, three cats and two monitors...Goes by the nickname "Burnzie" or "Snake"...Lists Lance Armstrong as his favorite athlete and the person he would most like to meet...Names his father and grandfather as the people who most inspired his hockey career...Lists "Entourage" as his favorite television station and *Shooter*, *Braveheart* and *Saving Private Ryan* as his favorite movies...Favorite Twin Cities restaurants include Mary's Restaurant, DaVinci's, Manny's and Lake Elmo Inn...Lists pizza as his favorite food and bacon and eggs as his favorite breakfast...Favorite bands include Boyce Avenue, Brad Paisley, Keith Urban, Blink-182 and Fall Out Boy...Says participating in Canada's Olympic Camp and playing in world championships are most memorable moments of his hockey career.

32 BACKSTROM

25 BELANGER

24 BOOGAARD

96 BOUCHARD

21 BRODZIAK

15 BRUNETTE

8 BURNS

22 CLUTTERBUCK

18 GILLIES

37 HARDING

14 HAVLAT

34 HNIDY

5 JOHNSON

9 KOIVU

20 MIETTINEN

11 NOLAN

67 POULIOT

55 SCHULTZ


36 SCOTT

51 SHEPPARD

12 WELLER

6 ZANON

3 ZIDLICKY



CAL
CLUTTERBUCK

22

RIGHT WING

Shoots: Right
Ht: 5-10 • Wt: 209
Born: 11/18/87
Welland, Ontario

VS. NHL						
TEAM	GP	G	A	PTS	+/-	PIM
ANA	4	0	1	1	1	2
ATL	—	—	—	—	—	—
BOS	1	0	0	0	0	0
BUF	1	0	0	0	0	0
CGY	6	1	1	2	-1	8
CAR	1	1	0	1	1	0
CHI	4	2	0	2	-1	0
COL	6	0	0	0	2	6
CBJ	4	0	0	0	-1	0
DAL	4	0	0	0	-3	0
DET	4	1	2	3	2	2
EDM	6	1	0	1	1	7
FLA	1	0	0	0	-1	0
LA	4	0	0	0	0	2
MIN	—	—	—	—	—	—
MTL	1	0	0	0	-1	0
NSH	3	1	0	1	-1	2
NJ	1	0	0	0	-2	0
NYI	2	0	0	0	0	2
NVR	1	0	0	0	0	5
OTT	1	0	0	0	-1	0
PHI	1	0	1	1	1	0
PHX	4	1	1	2	0	9
PIT	2	0	0	0	0	0
SJ	4	0	1	1	-1	2
STL	4	0	0	0	-1	9
TB	2	0	0	0	1	0
TOR	1	1	0	1	1	5
VAN	6	0	0	0	-2	15
WSH	1	2	0	2	1	0

CAREER HIGHLIGHTS

Set NHL record with 356 hits in 2008-09, breaking the previous record of 311 set by Dustin Brown in 2007-08...Scored a goal in back-to-back games three times in 2008-09...Became fourth rookie to score at least 10 goals with Wild in a season.

2008-09 SEASON

Led Wild in rookie scoring with 18 points (11-7=18), set NHL record with 356 hits and finished tied for second on Wild roster with 76 PIM...Tied rookie record appearing in 78 games (James Sheppard, 2007-08)...Scored empty-net goal vs. NSH (4/10), his third goal and fourth point in four games...Notched six hits and eight shots vs. DAL (4/7)...Tallied goal and assist at DET (4/5)...Also scored vs. CGY (4/3)...Registered seven hits at NYI (3/25) to break NHL record for hits in a season...Set new team record with 10 hits vs. SJ (3/1)... Was even or better in 17 games (+6 in that span – 12/23-2/4)...Registered nine hits in career-high 19:30 TOI vs. ANA (2/4)...Recorded goal, fight and nine hits vs. TOR (1/27)...Scored first GWG and added five hits vs. EDM (1/15)...Tallied goal and assist vs. PHX (1/13)...Scored first two NHL goals and had four hits vs. WSH (11/24)...Recalled from AHL Houston (10/16) and made season debut that night at FLA.

2007-08 SEASON

Skated in 73 games with Houston (AHL) and totaled 24 points (11-13=24) and 97 PIM...Did not register a point in five playoff games with Houston...Tallied goal in his first professional game, season opener vs. CHI (10/6)...Recalled by Minnesota (10/23) after playing only five pro games, all with Houston...Appeared in two NHL contests...Made NHL debut at COL (10/28) and also skated vs. PIT (10/30).

2006-07 SEASON

Turned in OHL career-best marks in points with 89 (35-54=89) and PIM (153) for Oshawa...His 54 assists were second-most on the team...Led Oshawa with six SHGs while tallying 19 PPGs...Signed a contract with the Minnesota Wild on May 27, 2007.

2005-06 SEASON

Finished his first full season with Oshawa, as the team's third-best point-scorer with 68 (35-33=68) and second-best goal scorer (35).

INTERNATIONAL HIGHLIGHTS

Was a member of Team Canada at the 2005 Under-18 World Championship...Recorded two points (1-1=2) in six games as Canada claimed silver medal...Was a member of Team Canada at the 2004 Under-18 Junior World Cup.

CAREER TRANSACTIONS

Selected by Minnesota in the third round (72nd overall) of the 2006 NHL Entry Draft.

PERSONAL

Clutterbuck is single and resides in Welland, Ont. in the offseason...Nickname is "Clutts" or "Clutter"...Enjoys playing golf, PlayStation 3 and drawing when he is not playing hockey...Lists scoring his first NHL goal as his most memorable moment in hockey...Says his parents, Joe Sakic and Steve Yzerman are the people that most inspired his hockey career...Lists Jason Bateman as the person he would most like to

NHL CAREER HIGHLIGHTS

Goals, Game:	2 – vs. WSH, 11/29/08	PIM, Game:	15 – at VAN, 1/31/09	Assist Streak:	2g – 3/8-3/10/09
Assists, Game:	1 – seven times	TOI, Game:	19:30 – vs. ANA, 2/4/09	Point Streak:	2g – four times
Points, Game:	2 – three times	Goal Streak:	2g – three times	Career Hat Tricks:	None

CLUTTERBUCK'S AMATEUR/INTERNATIONAL CAREER

SEASON	TEAM	LEAGUE	GP	REGULAR SEASON				PIM	PLAYOFFS				
				G	A	PTS			GP	G	A	PTS	PIM
2004-05	St. Michael's	OHL	38	10	6	16	55	—	—	—	—	—	—
	Oshawa	OHL	27	9	9	18	42	—	—	—	—	—	—
2005-06	Oshawa	OHL	66	35	33	68	139	—	—	—	—	—	—
2006-07	Oshawa	OHL	65	35	54	89	153	9	8	5	13	21	

CLUTTERBUCK'S PROFESSIONAL CAREER

SEASON	TEAM	LEAGUE	GP	G	A	PTS	+/-	PIM	PP	SH	GW	S	S%
2007-08	Houston	AHL	73	11	13	24	1	97	4	2	—	—	—
	MINNESOTA	NHL	2	0	0	0	0	0	0	0	0	0	0.0
2008-09	Houston	AHL	2	0	0	0	0	0	0	0	—	—	—
	MINNESOTA	NHL	78	11	7	18	-5	76	1	0	1	136	8.1
WILD/NHL TOTALS			80	11	7	18	-5	76	1	0	1	136	8.1

CLUTTERBUCK'S PROFESSIONAL POSTSEASON CAREER

YEAR	TEAM	LEAGUE	GP	G	A	PTS	+/-	PIM	PP	SH	GW	S	S%
2007-08	Houston	AHL	5	0	0	0	-3	14	0	0	—	—	—
WILD/NHL TOTALS													

NO NHL POSTSEASON EXPERIENCE

meet...Says Xcel Energy Center is his favorite part of Minnesota...Favorite Twin Cities restaurant is Manny's...Lists "Dexter" as his favorite television show and *The Hangover* as his favorite movie...Says Vancouver is the team he most enjoys playing and hitting as his favorite part of hockey...Baseball is his favorite sport outside of hockey and Cal Ripken Jr. is his favorite athlete.



32 BACKSTROM

25 BELANGER

24 BOOGAARD

96 BOUCHARD

21 BRODZIAK

15 BRUNETTE

8 BURNS

22 CLUTTERBUCK

18 GILLIES

37 HARDING

14 HAVLAT

34 HNIDY

5 JOHANSSON

9 KOIVU

20 MIETTINEN

11 NOLAN

67 POULIOT

55 SCHULTZ


36 SCOTT

51 SHEPPARD

12 WELLER

6 ZANON

3 ZIDLICKY



COLTON
GILLIES

18

LEFT WING

Shoots: Left
Ht: 6-4 • Wt: 199
Born: 2/12/89
White Rock, B.C.

VS. NHL						
TEAM	GP	G	A	PTS	+/-	PIM
ANA	2	0	0	0	0	0
ATL	1	0	0	0	0	0
BOS	2	0	1	1	-1	0
BUF	1	0	0	0	0	0
CGY	2	1	0	1	1	0
CAR	1	0	0	0	0	0
CHI	3	0	0	0	0	0
COL	2	0	0	0	0	0
CBJ	1	0	0	0	-1	2
DAL	1	0	0	0	0	0
DET	4	0	0	0	-1	0
EDM	1	0	0	0	0	0
FLA	1	0	0	0	1	0
LA	3	0	0	0	-1	2
MIN	—	—	—	—	—	—
MTL	1	0	1	1	1	0
NSH	3	0	1	1	1	4
NJ	1	0	0	0	0	0
NVI	2	1	0	1	1	2
NYR	1	0	0	0	-1	0
OTT	—	—	—	—	—	—
PHI	—	—	—	—	—	—
PHX	3	0	1	1	-1	0
PIT	1	0	0	0	0	0
SJ	3	0	0	0	-2	0
STL	—	—	—	—	—	—
TB	1	0	0	0	0	4
TOR	1	0	0	0	0	0
VAN	3	0	1	1	1	4
WSH	—	—	—	—	—	—

CAREER HIGHLIGHTS

Gillies became the first Wild rookie to have his first career NHL goal be a third period GWG since Derek Boogaard at SJ (10/15/05)...Gillies snapped a tie 4:28 into the third period against NYI with his first NHL goal (12/19/09).

2008-09 HIGHLIGHTS

Tallied seven points (2-5=7) and 18 PIM while skating in 45 games for Wild in his rookie season...Skated to even or better rating in 35 of 45 games...Notched assist and was +2 vs. NSH (4/10)...Recorded goal vs. CGY (2/19)... Notched first NHL goal (GWG) vs. NYI (12/19)... Tallied an assist and was +1 in back-to-back games (10/30-11/1)... Skated season-high 12:32 vs. MTL (10/30)...Recorded assist in first NHL game vs. BOS (10/11)...Missed one game with the flu (2/21).

2007-08 HIGHLIGHTS

Recorded 47 points (24-23=47) in 58 games with Saskatoon (WHL)...Made professional debut with Houston collecting eight points (1-7=8) in 11 contests after signing a multi-year contract with Minnesota on March 28, 2008...Skated in five playoff games with Houston Aeros.

2006-07 HIGHLIGHTS

Recorded 30 points (13-17=30) and topped Saskatoon in PIM with 148...Ranked fifth among teammates in goals and sixth in scoring...Participated in the CHL Top Prospects Game.

2005-06 HIGHLIGHTS

Skated in 63 games with Saskatoon and recorded 12 points (6-6=12) and 57 PIM... Appeared in eight playoff games and did not register a point.

INTERNATIONAL HIGHLIGHTS

Scored one goal in seven games and won gold with Team Canada at the 2008 World Junior Championship...Totaled three points (2-1=3) in six games for Team Canada at the 2007 Under-18 World Junior Championship...Served as an assistant captain of the gold-medal winning Team Canada at the 2006 Under-18 Junior World Cup.

CAREER TRANSACTIONS

Selected by Minnesota in the first round (16th overall) of the 2007 NHL Entry Draft.

PERSONAL

Colton Gillies is single and resides in White Rock, B.C. in the offseason...Enjoys playing volleyball, river rafting and camping when he is not playing hockey...Lists winning world championships and scoring his first NHL goals as his most memorable moments in hockey...Says his family most inspired his hockey career...Lists Vancouver as his favorite team to play...Favorite part of Minnesota are the people and his favorite Twin Cities restaurant is Angelina's Kitchen...Lists "How I Met Your Mother" as his favorite television show...*Gladiator* is his favorite movie...Favorite food is pasta...Lists basketball as his favorite sport outside of hockey...Enjoys listening to Quietdrive and Rise Against.

NHL CAREER HIGHLIGHTS

Goals, Game:	1 – two times	PIM, Game:	4 – at TB, 10/18/08	Assist Streak:	2g – 10/30-11/1/08
Assists, Game:	1 – five times	TOI, Game:	12:32 – vs. MTL, 10/30/08	Point Streak:	2g – 10/30-11/1/08
Points, Game:	1 – seven times	Goal Streak:	1g – two times	Career Hat Tricks:	None

GILLIES' AMATEUR/INTERNATIONAL CAREER

SEASON	TEAM	LEAGUE	GP	REGULAR SEASON					PIM	PLAYOFFS				
				G	A	PTS				GP	G	A	PTS	PIM
2004-05	North Delta	PIJHL	44	9	17	26	—	—	—	6	2	1	3	—
	South Surrey	BCHL	3	1	0	1	0	—	—	—	—	—	—	—
	Saskatoon	WHL	9	1	1	2	8	—	—	2	0	0	0	0
2005-06	Saskatoon	WHL	63	6	6	12	57	—	—	8	0	0	0	4
2006-07	Saskatoon	WHL	65	13	17	30	148	—	—	—	—	—	—	—
	Canada	WJ-18	6	2	1	3	10	—	—	—	—	—	—	—
2007-08	Saskatoon	WHL	58	24	23	47	97	—	—	—	—	—	—	—
	Canada	WJC	7	1	0	1	6	—	—	—	—	—	—	—

GILLIES' PROFESSIONAL CAREER

SEASON	TEAM	LEAGUE	GP	G	A	PTS	+/-	PIM	PP	SH	GW	S	S%
2007-08	Houston	AHL	11	1	7	8	0	4	0	0	—	—	—
2008-09	MINNESOTA	NHL	45	2	5	7	-2	18	0	0	1	22	8.1
WILD/NHL TOTALS			45	2	5	7	-2	18	0	0	1	22	8.1

GILLIES' PROFESSIONAL POSTSEASON CAREER

YEAR	TEAM	LEAGUE	GP	G	A	PTS	+/-	PIM	PP	SH	GW	S	S%
2007-08	Houston	AHL	5	0	0	0	-2	2	0	0	—	—	—
WILD/NHL TOTALS			NO NHL POSTSEASON EXPERIENCE										



32 BACKSTROM

25 BELANGER

24 BOOGAARD

96 BOUCHARD

21 BRODZIAK

15 BRUNETTE

8 BURNS

22 CLUTTERBUCK

18 GILLIES

37 HARDING

14 HAVLAT

34 HNIDY

5 JOHNSON

9 KOIVU

20 MIETTINEN

11 NOLAN

67 POULIOT

55 SCHULTZ


36 SCOTT

51 SHEPPARD

12 WELLER

6 ZANON

3 ZIDLICKY



JOSH
HARDING

37

GOALTENDER

Catches: Right

Ht: 6-1 • Wt: 199

Born: 6/18/84

Regina, Saskatchewan

VS. NHL

TEAM	GP	W-L-OT	GAA	SHO	SV%
ANA	4	2-2-0	2.52	1	.922
ATL	—	—	—	—	—
BOS	—	—	—	—	—
BUF	1	1-0-0	1.00	0	.972
CGY	5	0-4-1	2.56	0	.912
CAR	1	0-1-0	3.00	0	.893
CHI	4	3-1-0	1.50	1	.959
COL	5	1-2-1	2.05	0	.931
CBJ	2	1-1-0	3.53	0	.883
DAL	2	0-1-0	5.45	0	.830
DET	4	1-2-1	3.26	0	.915
EDM	7	1-3-1	2.26	1	.930
FLA	—	—	—	—	—
LA	4	2-1-0	1.07	0	.965
MIN	—	—	—	—	—
MTL	1	0-1-0	2.03	0	.905
NSH	5	2-3-0	2.61	0	.920
NJ	1	0-0-0	2.07	0	.944
NYI	—	—	—	—	—
NYR	1	1-0-0	3.00	0	.914
OTT	1	0-1-0	3.16	0	.500
PHI	—	—	—	—	—
PHX	1	1-0-0	1.00	0	.963
PIT	1	0-1-0	4.00	0	.852
SJ	—	—	—	—	—
STL	6	3-1-0	1.88	0	.924
TB	—	—	—	—	—
TOR	—	—	—	—	—
VAN	2	0-2-0	5.83	0	.811
WSH	—	—	—	—	—

NHL CAREER HIGHLIGHTS

Saves, Game:	44 — at CHI, 2/22/09	Consec. Starts:	4g — two times	Undef. Streak:	4g — 12/14-12/20/07
Shots, Game:	45 — at CHI, 2/22/09	Winning Streak:	4g — 12/14-12/20/07	Winless Streak:	7g — 12/6/08-2/14/09
Goals, Game:	8 — at DAL, 12/26/07	Losing Streak:	5g — 2/12-3/24/08	Shutouts:	3 — last, 10/14/07

CAREER HIGHLIGHTS

Has appeared in 58 NHL games for Minnesota in parts of four seasons going 19-27-4 with a 2.49 GAA, .920 SV% and three career shutouts...Made his NHL debut vs. STL (4/4/06) and became the first goaltender in NHL history to appear in a shootout in his first game...Owns more AHL wins (67) than any other Houston Aeros goalie.

2008-09 HIGHLIGHTS

Appeared in 19 games — 11 starts — going 3-9-1 with 2.21 GAA and .929 SV%...Owned a miniscule 1.14 GAA and .952 SV% in eight relief appearances...Stopped 25 shots in first start in 21 games, at CBJ (4/11), earning 6-3 win...Made 14 of 19 appearances on the road...Had career-high 44 saves in 2-1 win at CHI (2/22)...Made 42 saves in 1-0 loss at NSH (12/6)...Earned first win of season making 25 saves at NSH (11/29)...Made first start of season vs. MTL (10/30)...Made first appearance, making 19 saves on 20 shots in relief at DAL (10/29)... Missed one game with lower body injury (11/18).

2007-08 HIGHLIGHTS

Established new team rookie record for wins (11) and tied his own club record for shutouts by a rookie (1)...Harding made 37 saves in first start of season for his third career shutout at ANA (10/14)...According to Elias Sports Bureau, Harding became the first goalie with three shutouts in his first eight NHL starts since Ed Chadwick in 1956...Made 34 saves in 3-1 win at STL (10/20)... Perfect on 14 shots in third-period relief effort at EDM (11/14)...Made 27 saves in 4-1 win over COL (11/18)...Won back-to-back road games blocking 28 shots in 5-2 win at ANA (12/14) and made 35 saves in 2-1 win at LA (12/15)...Made 30 saves, including 16 in third period, for third straight win vs. NSH (12/18)...Won career-high fourth straight start making 32 saves vs. NYR (12/20)...Stopped 26-of-27 shots in relief, plus 2-of-3 in shootout, at DET (1/10)...Made career-high 41 saves in 5-2 win at CHI (1/11)...Stopped 26 shots, allowing only 5-on-3 goal, for third straight win, 4-1, over PHX (1/13)...Made 20 saves and stopped 5-of-6 shootout attempts in 2-1 win at STL (2/10)...Made 11 saves in third period in NHL playoff debut in Game 4 at COL (4/15).

2006-07 HIGHLIGHTS

Established new Wild records for SV% by a rookie (.960) and tied his own record for shutouts by a rookie (1)...Stopped all 30 shots faced in 5-0 win at EDM (3/1) in his first start of season...Made 35 saves in 5-1 win at BUF (3/9) in his second start of season...Stopped 32-of-33 shots faced in 4-1 win vs. LA (3/24)...Recalled from Houston (AHL) by Minnesota (2/1).

2005-06 HIGHLIGHTS

Made his first three NHL appearances, posting a 2-1-0 record with a 2.59 GAA and a .904 SV%... Made his NHL debut vs. STL (4/4) and became the first goaltender in NHL history to appear in a shootout in his first game...Stopped 22 of 26 shots and held the Blues to one shootout goal while earning his first career win...Claimed a 2-0 shutout victory in his second career appearance, stopping all 27 shots he faced vs. CHI (4/11)...Recalled from Houston (3/8) after he recorded 27 wins in 36 games with the Aeros...Ranked tied for first in the AHL in SV% (.922), fourth in wins (29) and 13th in GAA (2.68) in his second AHL season...Was 24-5-0 with a 2.57 GAA in his last 29 AHL starts... Went 3-0 during AHL shootouts including a 5-4 SO win vs. OMA (4/14) in his first game back with Houston...Stopped 40 shots for his sixth AHL shutout vs. MIL (2/25)...Named to Canadian All-Star Team for 2006 AHL All-Star Classic...Made franchise-best 56 saves, including a team record 26 in second period of 4-2 win vs. TOR (1/10)...Stopped 36 shots and picked up a career-best two assists in tying career-high with sixth straight victory in a 5-3 win vs. SA (1/5)...Missed 13 games due to a lower-body injury.

2004-05 HIGHLIGHTS

Ranked fifth in the AHL in GAA (2.01) and tallied four shutouts.

2003-04 HIGHLIGHTS

Split the season with Regina and Brandon and ranked second in the WHL in shutouts (seven) and sixth in SV%.

HARDING'S AMATEUR/INTERNATIONAL CAREER

SEASON	TEAM	LEAGUE	GP	REGULAR SEASON					GAA	SO	PLAYOFFS				
				W	L	OT					GP	W	L	GAA	SO
2001-02	Regina	WHL	42	27	13	1			3.77	4	6	2	4	2.95	0
2001-02	Canada	WJ-18	—	—	—	—			—	—	2	2	0	1.00	0
2002-03	Regina	WHL	57	18	24	13			2.75	3	5	1	4	2.43	0
2003-04	Regina	WHL	28	12	14	2			3.69	2	—	—	—	—	—
	Brandon	WHL	27	13	11	3			5.85	5	11	5	6	3.27	0
	Canada	WJC	—	—	—	—			—	—	1	1	0	0.00	1

HARDING'S PROFESSIONAL CAREER

SEASON	TEAM	LEAGUE	GP	W	L	OT	GA	GAA	SV	SV%	SO	MIN
2004-05	Houston	AHL	42	21	16	3	80	2.01	—	.930	4	2,388
2005-06	Houston	AHL	42	29	8	0	99	2.68	1,128	.919	2	2,215
	MINNESOTA	NHL	3	2	1	0	8	2.59	75	.904	1	185
2006-07	Houston	AHL	38	17	16	4	94	2.48	1,078	.913	1	2,270
	MINNESOTA	NHL	7	3	2	1	7	1.16	167	.960	1	361
2007-08	MINNESOTA	NHL	29	11	15	2	77	2.94	761	.908	1	1,571
2008-09	MINNESOTA	NHL	19	3	9	1	32	2.21	421	.929	0	870
WILD/NHL TOTALS			58	19	27	4	124	2.49	1,424	.920	3	2,986

HARDING'S PROFESSIONAL POSTSEASON CAREER

SEASON	TEAM	LEAGUE	GP	W	L	GA	GAA	SV	SV%	SO	MIN
2004-05	Houston	AHL	2	0	2	8	4.03	67	.893	0	119
2005-06	Houston	AHL	8	4	4	30	3.79	234	.886	0	476
2007-08	MINNESOTA	NHL	1	0	0	0	0.00	11	1.000	0	20
WILD/NHL TOTALS			1	0	0	0	0.00	11	1.000	0	20

2002-03 HIGHLIGHTS

Posted an 18-24-13 record and three shutouts in 57 games with Regina in 2002-03 in being named WHL Most Valuable Player and Goal-tender of the Year...Ranked tied for second in league with a .914 SV% and eighth in the WHL with a 2.75 GAA...Named WHL Player of the Month in December and was named WHL Player of the Week twice.

2001-02 HIGHLIGHTS

Appeared in 42 games with Regina and finished with a club-record 2.39 GAA...Finished tied for first in the WHL in shutouts (4), second in GAA (2.39) and winning percentage (.670) and fourth in wins (27).

INTERNATIONAL HIGHLIGHTS

Was a member of silver medal-winning Team Canada at the 2004 World Junior Championship...Made 11 saves in 10-0 victory over Ukraine in lone appearance for Team Canada at 2004 World Junior Championship.

CAREER TRANSACTIONS

Selected by **Minnesota** in the second round (38th overall) of the 2002 NHL Entry Draft.

PERSONAL

Joshua Joel Harding is single and resides in Pasqua Lake, Sask. during the offseason...Nickname is "Hards"...Includes golfing, playing slow pitch softball, watching sports and hanging out with friends as his favorite hobbies...His most memorable hockey moments were playing in his first NHL game and getting drafted by the Wild...Started playing hockey at age four and says his father, Tim, inspired his hockey career...Loves to listen to country music...Favorite musicians include Brad Paisley, Rascal Flatts, Tim McGraw and the Zac Brown Band...Lists "Entourage" and "Prison Break" as his favorite television shows...Favorite video games are *NHL 10* and *Madden 10*...Lists steak and mashed potatoes as his favorite food...Favorite sports are basketball and football and lists Tony Romo as his favorite athlete... Lists the fans as his favorite part of Minnesota...Favorite Twin Cities restaurant is Fogo de Chao.



JOSH HARDING

32 BACKSTROM

25 BELANGER

24 BOOGAARD

96 BOUCHARD

21 BRODZIAK

15 BRUNETTE

8 BURNS

22 CLUTTERBUCK

18 GILLIES

37 HARDING

14 HAVLAT

34 HNIDY

5 JOHNSON

9 KOIVU

20 MIETTINEN

11 NOLAN

67 POULIOT

55 SCHULTZ


36 SCOTT

51 SHEPPARD

12 WELLER

6 ZANON

3 ZIDLICKY



MARTIN
HAVLAT
(HAHV-lat)

14

RIGHT WING

Shoots: Left
Ht: 6-2 • Wt: 217
Born: 4/19/81

Mlada Boleslav, Czech Rep.

VS. NHL

TEAM	GP	G	A	PTS	+/-	PIM
ANA	12	2	5	7	-1	6
ATL	15	6	7	13	-1	13
BOS	25	9	16	25	5	10
BUF	21	8	6	14	2	10
CGY	15	9	6	15	2	12
CAR	16	7	8	15	4	4
CHI	5	1	2	3	2	0
COL	16	3	9	12	5	2
CBJ	20	8	14	22	7	10
DAL	12	9	7	16	1	2
DET	15	4	7	11	-5	0
EDM	15	5	7	12	7	14
FLA	18	4	11	15	3	18
LA	14	6	6	12	-5	4
MIN	14	7	4	11	0	6
MTL	21	6	9	15	0	10
NSH	20	11	17	28	16	16
NJ	19	5	10	15	5	2
NVI	17	6	8	14	2	8
NYR	17	7	6	13	-4	4
OTT	3	0	1	1	0	0
PHI	16	3	5	8	0	10
PHX	12	4	7	11	11	8
PIT	13	7	3	10	-5	19
SJ	14	3	6	9	0	10
STL	19	6	4	10	6	14
TB	16	9	10	19	15	6
TOR	21	4	10	14	3	14
VAN	14	4	4	8	0	10
WSH	15	6	12	18	12	4

NHL CAREER HIGHLIGHTS

Goals, Game:	4 – at BUF, 11/2/05	PIM, Game:	10 – vs. PHI, 2/26/04	Assist Streak:	5g – two times
Assists, Game:	3 – two times	TOI, Game:	29:16 – at CGY, 2/6/07	Point Streak:	9g – 2/14-3/3/09
Points, Game:	4 – seven times	Goal Streak:	6g – 2/1-2/11/07	Career Hat Tricks:	Five

CAREER HIGHLIGHTS

Has appeared in 470 games with Ottawa and Chicago, registering 396 points (169-227=396), along with 246 PIM.

2008-09 HIGHLIGHTS

Led Chicago and tallied a career-high 48 assists and 77 points (29-48=77) in a career-high 81 games... Ranked second on the club and tied for ninth in the NHL with a career-best plus-minus rating (+29)... Ranked second on the team with 29 goals, five GWG and 249 shots... Ranked second in the league and led the Blackhawks with four ENG... Netted 21 of his 29 goals and 51 of his 77 points on home ice, both tied for seventh-best in the league... Paced Chicago with 22 multi-point games, matching a season high with three points in a contest seven times... Tallied a team-high three points (1-2=3) vs. DET at Wrigley Field in the 2009 Winter Classic (1/1)... Recorded 15 points (4-11=15) in a career-high nine-game point streak (2/14-3/3), tied for the longest on the team... Posted a season-best +3 in a game three times... Missed his only game of the season vs. CAR (3/11)... Led the Blackhawks with 15 points (5-10=15) in 16 playoff games... Matched a playoff best with five multi-point games... Scored two goals, including the game-tying marker with 5:33 remaining in regulation and the OT winner :12 into extra time, in Game 1 vs. CGY (4/16)... Tallied a playoff-high two assists in Game 5 vs. CGY (4/25) and Game 6 vs. VAN (5/11)... Posted six points (2-4=6) in a postseason-high four straight games (5/5-5/11)... Missed the Blackhawks' playoff finale, Game 5 of the Western Conference Final, (5/27) due to injury.

2007-08 HIGHLIGHTS

Registered 27 points (10-17=27) in 35 games... Missed 22 games (10/6-11/25) due to a shoulder injury and six contests (12/23-1/4) due to a pulled groin... Underwent season-ending shoulder surgery (3/14)... Matched a career high with three assists and posted a season-high three points vs. NSH (12/19)... Netted a season-best two goals vs. TB (11/28)... Recorded a point in eight of nine games (3-5=8, 1/30-2/19), including two season-high four game streaks.

2006-07 HIGHLIGHTS

Led Chicago in goals (25), assists (32), points (57) and plus-minus rating (+15) despite appearing in just 56 games... Became the first European-born Blackhawks player to lead the team in points since Ivan Boldirev (Zranjanin, Yugoslavia) accomplished the feat in 1977-78... Shared the team lead with five PPG... Matched a career high with four points (2-2=4) in debut with Blackhawks at NSH (10/5)... Recorded 16 multi-point games... Tallied five points (2-3=5) in his first NHL All-Star Game (1/24)... Missed a total of 25 games due to injury, including 19 games (10/21-12/7) due to a sprained ankle, three games (1/5-1/10) with a pulled groin and three games (4/5-4/8) due to a shoulder injury.

2005-06 HIGHLIGHTS

Recorded 16 points (9-7=16) in 18 games... Missed 58 games (12/1-4/13) due to shoulder surgery... Notched a career game-high four goals at BUF (11/2)... Led Ottawa with seven playoff goals and ranked second on the Senators with 13 points (7-6=13) in 10 playoff games... Totaled multiple points in five playoff games.

2004-05 HIGHLIGHTS

Appeared in 10 games with Moscow Dynamo (Russia), netting two points (2-0=2)... Totaled nine points (5-4=9) in nine games with Sparta Praha (Czech)... Totaled 14 points (10-4=14) in 12 games with Znojemsti Excalibur Orli (Czech).

2003-04 HIGHLIGHTS

Totaled 68 points (31-37=68) in 68 games with the Senators... Led the squad with seven GWG... Named NHL's offensive player of the week (1/18) after tallying seven points (3-4=7) in three games... Recorded the Senators' lone hat trick of the season at PIT (2/22)... Netted multiple points in 19 games, including two four-point outings... Missed first five games due to contract dispute... Missed three games (11/22-11/25) due to hamstring injury... Missed two games (1/29-1/31) due to groin injury... Suspended for two games for kicking incident vs. NYI (1/1) and two games for an attempt-to-injure incident vs. PHI (2/26).

2002-03 HIGHLIGHTS

Ranked fourth on the Senators with 59 points (24-35=59) in 67 games... Notched a hat trick at DAL (1/27)... Posted 14 multiple point games, including two four-point performances... Appeared in a career-high 18 playoff games, notching 11 points (5-6=11) to help Ottawa reach the Eastern Conference Finals.

2001-02 HIGHLIGHTS

Totaled 50 points (22-28=50) in 72 games... Totaled six GWG... Named to the Topps/NHL Young Stars Game but suffered a groin injury and did not play... Recorded a hat trick vs. PHX (12/13)... Missed 10 games (2/4, 3/19-3/21, 3/30-4/13) due to a groin injury... Tallied seven points (2-5=7) in 12 playoff contests... Notched his first career playoff goal, the series-clinching marker in OT at PHI (4/26).

2000-01 HIGHLIGHTS

Ranked third among league rookies with 42 points (19-23=42) in 73 games... Nominated for the Calder Trophy as the NHL's top rookie... Notched his first career hat trick and four-point game vs. ATL (3/14)... Accrued 14 points (7-7=14) in 15 contests during March to earn rookie of the month honors... Registered his first NHL goal at TOR (10/14).

HAVLAT'S AMATEUR/INTERNATIONAL CAREER

SEASON	TEAM	LEAGUE	GP	REGULAR SEASON				PIM	PLAYOFFS				
				G	A	PTS			GP	G	A	PTS	PIM
1997-98	Ytong Brno Jr.	CzRep-Jr.	32	38	29	67	—	—	—	—	—	—	—
1998-99	Trinec Jr.	CzRep-Jr.	31	28	23	51	—	—	—	—	—	—	—
1999-00	Trinec	CzRep	24	2	3	5	4	8	8	0	0	0	—
	Czech Republic	WJ18	6	2	4	6	8	—	—	—	—	—	—
	Trinec	CzRep	46	13	29	42	42	4	4	0	2	2	8
	Czech Republic	WJC	7	3	2	5	4	—	—	—	—	—	—
2001-02	Czech Republic	Worlds	9	2	1	3	2	—	—	—	—	—	—
	Czech Republic	Olympics	4	3	1	4	27	—	—	—	—	—	—
2003-04	Sparta	CzRep	5	1	3	4	8	—	—	—	—	—	—
2004-05	Czech Republic	Worlds	3	0	0	0	4	—	—	—	—	—	—
	Czech Republic	WorldCup	5	3	3	6	2	—	—	—	—	—	—
	Znojmo	CzRep	12	10	4	14	16	—	—	—	—	—	—
	Dynamo Moscow	Russia	10	2	0	2	14	—	—	—	—	—	—
	Sparta	CzRep	9	5	4	9	37	—	—	—	—	—	—

HAVLAT'S PROFESSIONAL CAREER

SEASON	TEAM	LEAGUE	GP	G	A	PTS	+/-	PIM	PP	SH	GW	\$	S%
2000-01	OTTAWA	NHL	73	19	23	42	8	20	7	0	5	133	14.3
2001-02	OTTAWA	NHL	72	22	28	50	-7	66	9	0	6	145	15.2
2002-03	OTTAWA	NHL	67	24	35	59	20	30	9	0	4	179	13.4
2003-04	OTTAWA	NHL	68	31	37	68	12	46	13	0	7	175	17.7
2005-06	OTTAWA	NHL	18	9	7	16	6	4	2	1	1	57	15.8
2006-07	CHICAGO	NHL	56	25	32	57	15	28	5	0	1	176	14.2
2007-08	CHICAGO	NHL	35	10	17	27	4	22	3	0	2	87	11.5
2008-09	CHICAGO	NHL	81	29	48	77	29	30	5	0	5	249	11.6
NHL TOTALS			470	169	227	396	87	246	53	1	31	1,201	14.1

HAVLAT'S PROFESSIONAL POSTSEASON CAREER

YEAR	TEAM	LEAGUE	GP	G	A	PTS	+/-	PIM	PP	SH	GW	\$	S%
2000-01	OTTAWA	NHL	4	0	0	0	-4	2	0	0	0	7	0.0
2001-02	OTTAWA	NHL	12	2	5	7	0	14	2	0	2	20	10.0
2002-03	OTTAWA	NHL	18	5	6	11	4	14	1	0	2	52	9.6
2003-04	OTTAWA	NHL	7	0	3	3	-1	2	0	0	0	14	0.0
2005-06	OTTAWA	NHL	10	7	6	13	0	4	3	0	1	27	25.9
2008-09	CHICAGO	NHL	16	5	10	15	0	8	0	0	1	35	14.3
NHL TOTALS			67	19	30	49	-1	44	6	0	6	155	12.3

1999-00 HIGHLIGHTS

Totaled 42 points (13-29=42) in 46 games with Trinec (Czech).

1998-99 HIGHLIGHTS

Ranked third among Europeans on the NHL's Central Scouting Report... Split the season between Trinec's (Czech) junior and senior clubs, compiling 56 points in 55 games.

INTERNATIONAL HIGHLIGHTS

Led the Czech Republic and was tied for third at the tournament with six points (3-3=6) at the 2004 World Cup of Hockey... Made his Olympic debut with the Czech Republic at the 2002 Winter Olympics in Salt Lake City, Utah, registering four points (3-1=4) in four games... Captured two gold medals for the Czech Republic in the span of four months in 2000, tallying five points (3-2=5) in seven games at the World Junior Championship and three points (2-1=3) in nine games at the World Championship... Recorded six points (2-4=6) in six games for the Czech Republic at the 1998 Under-18 World Championship.

CAREER TRANSACTIONS

Signed by Minnesota as a free agent, July 1, 2009; Acquired by Chicago along with Bryan Smolinski from Ottawa in exchange for Tom Preissing, Josh Hennessy, Michal Barinka and a second round pick in the 2008 NHL Entry Draft (Patrick Wiercioch), July 10, 2006; Selected by Ottawa in the first round (26th overall) of the 1999 Entry Draft.

PERSONAL

Havlat is single and resides in Prague, Czech Rep. during the offseason... Hobbies include soccer, listening to music and cars... Lists first NHL game as his most memorable moment in hockey and his parents as the people who most inspired his hockey career... Enjoys eating Italian food and sushi... Lists Roger Federer as the person he would most like to meet... U2 is his favorite band and *Braveheart* is his favorite movie... Lists "24" and "Prison Break" as his favorite television shows... Soccer is his favorite sport outside of hockey and lists FIFA 2010 as his favorite video game.



32 BACKSTROM

25 BELANGER

24 BOOGAARD

96 BOUCHARD

21 BRODZIAK

15 BRUNETTE

8 BURNS

22 CLUTTERBUCK

18 GILLIES

37 HARDING

14 HAVLAT

34 HNIDY

5 JOHNSON

9 KOIVU

20 MIETTINEN

11 NOLAN

67 POULIOT

55 SCHULTZ


36 SCOTT

51 SHEPPARD

12 WELLER

6 ZANON

3 ZIDLICKY



SHANE
HNIDY
(NIGH-dee)

34

DEFENSEMAN

Shoots: Right
Ht: 6-1 • Wt: 202
Born: 11/08/75
Neepawa, Manitoba

VS. NHL

TEAM	GP	G	A	PTS	+/-	PIM
ANA	5	0	0	0	6	2
ATL	15	0	3	3	4	27
BOS	23	0	3	3	2	67
BUF	32	0	4	4	-1	31
CGY	7	0	1	1	5	4
CAR	25	1	2	3	6	11
CHI	6	0	1	1	2	2
COL	6	0	0	0	1	2
CBJ	6	0	0	0	0	23
DAL	9	0	0	0	6	21
DET	8	0	1	1	2	4
EDM	9	0	1	1	-8	6
FLA	28	1	1	2	-5	38
LA	11	2	0	2	0	15
MIN	7	0	1	1	-3	6
MTL	29	1	4	5	1	53
NSH	8	1	2	3	3	17
NJ	23	2	2	4	7	12
NYI	21	1	0	1	-3	26
NYR	28	1	0	1	-4	16
OTT	15	1	1	2	4	10
PHI	19	0	3	3	-4	6
PHX	10	0	1	1	0	4
PIT	24	1	1	2	-7	22
SJ	9	0	0	0	2	2
STL	6	1	0	1	-2	6
TB	23	0	4	4	0	23
TOR	28	0	4	4	5	80
VAN	8	0	1	1	2	13
WSH	29	1	2	3	1	16

CAREER HIGHLIGHTS

Has appeared in 477 games with Ottawa, Nashville, Atlanta, Anaheim and Boston, registering 57points (14-43=57), along with 565 PIM.

2008-09 HIGHLIGHTS

Established career season-highs in assists and tied his previous career high in points with 12 (3-9=12)... Scored his first career PPG at STL (12/21)...Recorded a point in three straight games (1-2=3, 12/20-12/23)...Had points in consecutive games on one other occasion (1-1=2, 12/6-12/8)... Did not dress for 12 games (coach's decision)...Missed three games to knee injury (11/6-11/12) and two games to eye injury (1/8-1/10)...Scored one goal (4/18) in seven playoff games vs. MTL and did not dress in four games (coach's decision).

2007-08 HIGHLIGHTS

Played in a career high 76 combined games with Anaheim and Boston...Totaled three points (1-2=3) in 33 games with the Ducks and added five points (1-4=5) in 43 games with the Bruins... Recorded a point in consecutive games once (1-1=2, 3/27-3/29)...Played his 400th NHL game at OTT (3/11)... Added one goal (4/10) and one assist (4/19) in seven playoff games vs. MTL.

2006-07 HIGHLIGHTS

Set a club record for plus/minus rating by a defenseman (+15)...Recorded a point in consecutive games twice, (1-1=2, 11/22-11/24; 1-1=2, 12/23-12/26)...Played his 300th NHL game at WSH (1/6).

2005-06 HIGHLIGHTS

Recorded three assists in 66 games with Atlanta...Played his 200th NHL game at NYI (10/25).

2004-05 HIGHLIGHTS

Played the lockout season with Florida (ECHL), totaling five points (1-4=5) in 19 games... Added four assists in 17 playoff games as the Everblades advanced to the Kelly Cup finals.

2003-04 HIGHLIGHTS

Played a combined 46 games with Ottawa and Nashville...Recorded five assists in 37 games with the Senators and two assists in nine games with the Predators...Spent some time at right wing for the Senators.

2002-03 HIGHLIGHTS

Set a then-career high in assists and points with eight (0-8=8) in 67 games...Set a career high and ranked second on the team with 130 PIM, including a career game-high (22) at BOS (11/9)... Recorded assists in consecutive games once (0-2=2, 12/12-12/14)...Played his 100th NHL game vs. BUF (11/16).

2001-02 HIGHLIGHTS

Suffered an ankle injury vs. BOS (12/26) that limited him to a career-low 33 games...Returned to action for the playoffs and recorded two points (1-1=2) in 12 playoff games, including his first playoff goal at TOR (4/2).

2000-01 HIGHLIGHTS

Played his first NHL season totaling five points (3-2=5) in 52 games...Played his first NHL game at BOS (10/5), recorded his first NHL point with an assist at TOR (11/25) and scored his first NHL goal vs. LA (1/16)...Appeared in one playoff game at TOR (4/18)...Played two games in Grand Rapids (IHL).

1999-00 HIGHLIGHTS

Ranked second among Cincinnati (AHL) defensemen with 28 points (9-19=28) in 68 games.

1998-99 HIGHLIGHTS

Ranked second among team defensemen with 29 points (9-20=29)...Recorded then-professional career highs in goals (nine) and points (29) in 68 games for Adirondack (AHL).

1997-98 HIGHLIGHTS

Notched 18 points (6-12=18) in 77 games with Grand Rapids (IHL)...Recorded a career high in PIM (210).

1996-97 HIGHLIGHTS

Skated in a combined 65 games for Baton Rouge (ECHL) and Saint John (AHL) in his first professional season...Finished fourth among Saint John defensemen with 14 points (2-12=14) in 44 games.

NHL CAREER HIGHLIGHTS

Goals, Game:	1 – 14 times	PIM, Game:	22 – at BOS, 11/9/02	Assist Streak:	2g – 12/12-12/14/02
Assists, Game:	1 – 43 times	TOI, Game:	26:25 – at WSH, 1/6/07	Point Streak:	3g – 12/20-12/23/08
Points, Game:	1 – 57 times	Goal Streak:	1g – 14 times	Career Hat Tricks:	None

HNIDY'S AMATEUR/INTERNATIONAL CAREER

SEASON	TEAM	LEAGUE	GP	REGULAR SEASON				PIM	PLAYOFFS				
				G	A	PTS			GP	G	A	PTS	PIM
1990-91	Yellowhead	MMMHL	36	9	11	20		92	–	–	–	–	–
1991-92	Swift Current	WHL	56	1	3	4		11	4	0	0	0	0
1992-93	Swift Current	WHL	45	5	12	17		62	–	–	–	–	–
	Prince Albert	WHL	27	2	10	12		43	–	–	–	–	–
1993-94	Prince Albert	WHL	69	7	26	33		113	–	–	–	–	–
1994-95	Prince Albert	WHL	72	5	29	34		169	15	4	7	11	29
1995-96	Prince Albert	WHL	58	11	42	53		100	18	4	11	15	34

HNIDY'S PROFESSIONAL CAREER

SEASON	TEAM	LEAGUE	GP	G	A	PTS	+/-	PIM	PP	SH	GW	S	S%
1996-97	Baton Rouge	ECHL	21	3	10	13	–	50	–	–	–	–	–
	Saint John	AHL	44	2	12	14	–	112	–	–	–	–	–
1997-98	Grand Rapids	IHL	77	6	12	18	–	210	–	–	–	–	–
1998-99	Adirondack	AHL	68	9	20	29	–	121	–	–	–	–	–
1999-00	Cincinnati	AHL	68	9	19	28	9	153	3	1	0	126	7.1
2000-01	Grand Rapids	IHL	2	0	0	0	-1	2	0	0	0	6	0.0
	OTTAWA	NHL	52	3	2	5	8	84	0	0	1	47	6.4
2001-02	OTTAWA	NHL	33	1	1	2	-10	57	0	0	0	34	2.9
2002-03	OTTAWA	NHL	67	0	8	8	-1	130	0	0	0	58	0.0
2003-04	OTTAWA	NHL	37	0	5	5	2	72	0	0	0	16	0.0
	NASHVILLE	NHL	9	0	2	2	3	10	0	0	0	12	0.0
2004-05	Florida	ECHL	19	1	4	5	7	56	0	0	1	–	–
2005-06	ATLANTA	NHL	66	0	3	3	1	33	0	0	0	50	0.0
2006-07	ATLANTA	NHL	72	5	7	12	15	63	0	1	1	86	5.8
2007-08	ANAHEIM	NHL	33	1	2	3	2	30	0	0	0	21	4.8
	BOSTON	NHL	43	1	4	5	-4	41	0	1	0	28	3.6
2008-09	BOSTON	NHL	65	3	9	12	6	45	1	0	1	49	6.1
NHL TOTALS			477	14	43	57	22	565	1	2	3	401	3.5

HNIDY'S PROFESSIONAL POSTSEASON CAREER


YEAR	TEAM	LEAGUE	GP	G	A	PTS	+/-	PIM	PP	SH	GW	S	S%
1997-98	Grand Rapids	IHL	3	0	2	2	–	23	–	–	–	–	–
1998-99	Adirondack	AHL	3	0	1	1	–	0	–	–	–	–	–
2000-01	OTTAWA	NHL	1	0	0	0	-1	0	0	0	0	0	0.0
2001-02	OTTAWA	NHL	12	1	1	2	-1	12	0	0	0	7	14.3
2002-03	OTTAWA	NHL	1	0	0	0	0	0	0	0	0	2	0.0
2003-04	NASHVILLE	NHL	5	0	0	0	0	6	0	0	0	4	0.0
2004-05	Florida	ECHL	17	0	4	4	–	6	0	0	0	–	–
2006-07	ATLANTA	NHL	4	1	0	1	-1	0	0	0	0	4	25.0
2007-08	BOSTON	NHL	7	1	1	2	0	9	0	0	0	7	14.3
2008-09	BOSTON	NHL	7	1	0	1	-1	0	0	0	0	6	16.7
NHL TOTALS			37	4	2	6	-4	27	0	0	0	30	13.3

CAREER TRANSACTIONS

Signed by **Minnesota** as a free agent, July 3, 2009; Acquired by **Boston** along with a sixth round pick in the 2008 NHL Entry Draft (Nicholas Tremblay) from **Anaheim** in exchange for Brandon Bochenski, Jan. 2, 2008; Signed by **Anaheim** as a free agent, July 5, 2007; Acquired by **Atlanta** from **Nashville** in exchange for a fourth round pick in the 2006 Entry Draft (Niko Snellman), July 30, 2005; Acquired by **Nashville** from **Ottawa** in exchange for a third round pick in the 2004 Entry Draft (Peter Regin), March 9, 2004; Acquired by **Ottawa** from **Detroit** in exchange for an eighth round pick in the 2000 Entry Draft (Todd Jackson), June 25, 2000; Signed by **Detroit** as a free agent, Aug. 6, 1998; Selected by **Buffalo** in the seventh round (173rd overall) of the 1994 Entry Draft.

PERSONAL

Shane Hnidy and his wife, Michaela, live in Winnipeg, Man., in the offseason with their four children and dogs, Boxer and Havoc... Nickname is "Hnides"...Enjoys golfing and fishing when he is not playing hockey...Lists his first NHL game as his most memorable moment in hockey...Enjoys eating at Manny's Restaurant in the Twin Cities...Lists steak and lasagna as his favorite foods... Enjoys listening to Pearl Jam...Last good book he read was *The Traveler's Gift*...Lists "The Unit" as his favorite television show... His favorite breakfast food is anything with peanut butter.



32 BACKSTROM

25 BELANGER

24 BOOGAARD

96 BOUCHARD

21 BRODZIAK

15 BRUNETTE

8 BURNS

22 CLUTTERBUCK

18 GILLIES

37 HARDING

14 HAVLAT

34 HNIDY

5 JOHNSON

9 KOIVU

20 MIETTINEN

11 NOLAN

67 POULIOT

55 SCHULTZ


36 SCOTT

51 SHEPPARD

12 WELLER

6 ZANON

3 ZIDLICKY



KIM
JOHNSON
(YAHN-suhn)

5

DEFENSEMAN

Shoots: Left
Ht: 6-1 • Wt: 184
Born: 3/16/76
Malmo, Sweden

VS. NHL						
TEAM	GP	G	A	PTS	+/-	PIM
ANA	19	1	5	6	-3	12
ATL	25	1	13	14	7	22
BOS	27	1	10	11	-2	16
BUF	22	2	3	5	-8	8
CGY	27	2	9	11	-7	22
CAR	26	1	13	14	0	6
CHI	19	2	4	6	3	10
COL	31	2	4	6	-8	22
CBJ	18	3	2	5	3	16
DAL	20	1	3	4	-8	8
DET	18	1	3	4	-15	10
EDM	23	1	8	9	3	16
FLA	26	3	8	11	7	16
LA	20	1	5	6	15	28
MIN	6	1	2	3	3	4
MTL	22	3	8	11	15	2
NSH	19	4	6	10	-3	18
NJ	30	3	6	9	4	16
NYI	33	3	12	15	16	24
NYR	20	2	11	13	0	6
OTT	24	4	6	10	-5	0
PHI	12	0	2	2	-3	2
PHX	18	1	7	8	10	12
PIT	31	2	15	17	-7	10
SJ	20	0	6	6	-6	10
STL	20	3	6	9	6	6
TB	25	2	8	10	-1	8
TOR	24	2	6	8	6	6
VAN	30	3	6	9	-5	12
WSH	24	5	10	15	-2	28

NHL CAREER HIGHLIGHTS

Goals, Game:	2 – five times	PIM, Game:	12 – vs. LA, 12/15/99	Assist Streak:	5g – two times
Assists, Game:	3 – three times	TOI, Game:	32:55 – vs. NSH, 4/10/09	Point Streak:	8g – 10/13-10/13/01
Points, Game:	3 – five times	Goal Streak:	2g – six times	Career Hat Tricks:	None

CAREER HIGHLIGHTS

Owens 267 points (60-207=267) while playing in 679 games over nine NHL seasons with N.Y. Rangers, Philadelphia and Minnesota.

2008-09 HIGHLIGHTS

Led team in TOI/G (24:31), while playing franchise record 1,987 minutes and ranking second with 142 blocked shots...Notched 24 points (2-22=24) to rank fourth among Wild defensemen...Topped 30-minute mark five times, and hit 29-minute mark five more times...Skated career-high 32:55 – third-highest total in team history – vs. NSH (4/10), scoring a PPG...Recorded 30-plus minutes TOI in back-to-back games (3/12 at COL, 3/14 at DAL)...Had season-high four-game point streak (0-5=5, 3/5-3/10)...Registered assist and +3 in 28:47 TOI at ANA (3/8)...Had two assists and four blocked shots at SJ (3/5)...Tied career-high and franchise defenseman record with +4 rating vs. TOR (1/27)...Named December captain...Played 600th career NHL game at ATL (10/14)...Missed one game for personal reasons (12/29).

2007-08 HIGHLIGHTS

Ranked second among Wild defensemen with 27 points (4-23=27)...Ranked first on team in average/TOI (23:26) and second in blocked shots (121)...Set then-franchise record for a defenseman with 14 road assists...Recorded a point in three-straight games (1-2=3, 12/27-12/31)...Notched an assist in three straight games (0-3=3, 1/7-1/11)...Notched two assists and 29:27 in ice-time vs. NSH (2/17)...Logged season-high 30:02 of ice-time at SJ (3/19)...Recorded pair of third-period goals at CGY (3/22) for fifth career two-goal game...Missed one game with flu (2/12 at EDM) and one game with leg contusion (11/1 vs. STL).

2006-07 HIGHLIGHTS

Led team in average/TOI (23:33)...Ranked second on team in blocked shots (131)...Tied a career high with two PPGs vs. WSH (10/12) and tied a franchise record for goals in a game by a defenseman...Claimed 200th NHL point with an assist at PHX (11/14)...Played in 500th career game at COL (2/22)...Missed four games with a lower-body injury (1/12-1/19) and two games because of illness (4/3-4/5)...Led team in average/TOI during the postseason (23:06)...Sat out Game 5 of Western Conference Quarterfinal vs. ANA due to head injury suffered in Game 4 (4/17).

2005-06 HIGHLIGHTS

Missed the final 31 games of the season with post-concussion symptoms...Missed three games (1/21-2/5) due to dizziness...Missed one game (11/3) due to a groin strain.

2003-04 HIGHLIGHTS

Won the Barry Ashbee Trophy as the team's most outstanding defenseman...Led the team in average/TOI (24:27)...Was first on the team in power-play assists (19)...Was first among Flyers defensemen in points with 42 (13-29=42)...Set a new career high for both goals and points in a season...Recorded 27 points over the course of the final 38 games of the season...Tied his career highs for goals in a game (two) and points in a game (three) vs. NSH (3/3)...Missed two games (12/3-5) with sinusitis, snapping his streak of consecutive games played at 217...Led the Flyers in average TOI (26:11) during the playoffs and led all team defensemen with eight points (2-6=8) in 15 games including a GWG.

2002-03 HIGHLIGHTS

Led the team in average/TOI (24:05) and all Flyers defensemen with 39 points (10-29=39)...Was one of two Flyers to play in all 82 games.

2001-02 HIGHLIGHTS

Won the Barry Ashbee Trophy as the most outstanding Flyers defenseman...Led Flyers defensemen with 41 points (11-30=41)...Was first on the team in average/TOI (23:02)...Finished second on the team in power-play points with 19 (5-14=19)...Was one of two players to play in all 82 games...Had an eight-game point-scoring streak (10/13-31), tying the longest streak of the season by an NHL defenseman.

2000-01 HIGHLIGHTS

Ranked second among Rangers defensemen with 26 points (5-21=26)...Ranked third on the Rangers and second among New York defensemen in average TOI (21:16)...Missed five games with a chip fracture in his hand (11/4-15).

1999-00 HIGHLIGHTS

Ranked fourth among Rangers defensemen and tied for third in the league among rookie defensemen with 21 (6-15=21) points...Tied for third in the league among rookie defensemen in goals with six...Led all NHL rookies and ranked fifth on the team with 116 blocked shots.

JOHNSON'S AMATEUR/INTERNATIONAL CAREER

SEASON	TEAM	LEAGUE	GP	REGULAR SEASON				PIM	PLAYOFFS			
				G	A	PTS			GP	G	A	PTS
1993-94	Malmo IF Jr.	Swe-Jr.	14	5	3	8	14		–	–	–	–
	Malmo IF	Sweden	2	0	0	0	0		–	–	–	–
	Sweden	EJC	5	0	0	0	0		–	–	–	–
1994-95	Malmo IF Jr.	Swe-Jr.	29	6	15	21	40		–	–	–	–
	Malmo IF	Sweden	27	2	10	12	43		1	0	0	0
1995-96	Malmo IF	Sweden	38	2	0	2	30		7	1	2	3
	Sweden	WJC	7	1	2	3	6		–	–	–	–
1996-97	Malmo	Sweden	49	4	9	13	42		4	0	0	0
1997-98	Malmo	Sweden	45	5	9	14	29		–	–	–	–
	Sweden	Worlds	10	1	0	1	4		–	–	–	–
1998-99	Malmo	Sweden	49	9	8	17	76		8	2	3	5
	Sweden	Worlds	10	0	0	0	4		–	–	–	–
2000-01	Sweden	Worlds	9	4	4	8	6		–	–	–	–
2001-02	Sweden	Olympics	4	1	1	2	0		–	–	–	–
	Sweden	Worlds	6	0	1	1	2		–	–	–	–
2004-05	Sweden	WorldCup	4	1	3	4	0		–	–	–	–
	HC AmbriPiotta	Swiss	24	4	10	14	61		–	–	–	–

JOHNSON'S PROFESSIONAL CAREER

SEASON	TEAM	LEAGUE	GP	G	A	PTS	+/-	PIM	PP	SH	GW	S	\$%
1999-00	N.Y. RANGERS	NHL	76	6	15	21	-13	46	1	0	1	101	5.9
2000-01	N.Y. RANGERS	NHL	75	5	21	26	-3	40	4	0	0	104	4.8
2001-02	PHILADELPHIA	NHL	82	11	30	41	12	42	5	0	1	150	7.3
2002-03	PHILADELPHIA	NHL	82	10	29	39	11	38	5	0	2	159	6.3
2003-04	PHILADELPHIA	NHL	80	13	29	42	16	26	4	0	3	189	6.9
2005-06	PHILADELPHIA	NHL	47	6	19	25	5	34	3	0	0	97	6.2
2006-07	MINNESOTA	NHL	76	3	19	22	-4	64	3	0	0	98	3.1
2007-08	MINNESOTA	NHL	80	4	23	27	-4	42	2	0	0	87	4.6
2008-09	MINNESOTA	NHL	81	2	22	24	-3	44	1	0	0	93	2.2
WILD TOTALS			237	9	64	73	-11	150	6	0	0	278	3.2
NHL TOTALS			679	60	207	267	17	376	28	0	7	1,078	5.6

JOHNSON'S PROFESSIONAL POSTSEASON CAREER

YEAR	TEAM	LEAGUE	GP	G	A	PTS	+/-	PIM	PP	SH	GW	S	\$%
2001-02	PHILADELPHIA	NHL	5	0	0	0	-2	2	0	0	0	12	0.0
2002-03	PHILADELPHIA	NHL	13	0	3	3	-1	8	0	0	0	38	0.0
2003-04	PHILADELPHIA	NHL	15	2	6	8	-3	8	0	0	1	22	9.1
2006-07	MINNESOTA	NHL	4	0	0	0	-1	2	0	0	0	4	0.0
2007-08	MINNESOTA	NHL	6	0	1	1	-1	18	0	0	0	12	0.0
WILD TOTALS			10	0	1	1	-2	20	0	0	0	16	0.0
NHL TOTALS			43	2	10	12	-8	38	0	0	1	88	2.3

INTERNATIONAL HIGHLIGHTS

Was named to Team Sweden for the 2006 Olympic Winter Games, but was forced to withdraw due to injury...Posted a goal and an assist in four games for Sweden at the 2002 Olympic Winter Games...Won bronze medals with Team Sweden at the 2002 and 2001 World Championships...Was named to the First All-Star Team at the 2001 World Championship.

CAREER TRANSACTIONS

Signed by Minnesota as a free agent, July 1, 2006; Acquired by Philadelphia with Jan Hlavac, Pavel Brendl and a 2003 third round pick (Stefan Ruzicka) from N.Y. Rangers in exchange for Eric Lindros, August 20, 2001; Selected by N.Y. Rangers in the 11th round (286th overall) of the 1994 NHL Entry Draft.

PERSONAL

Kim Emil Jorgen Johnson and his wife, Jeanette, have two daughters, Filipa and Felicia and reside in Malmo, Sweden in the offseason...Most memorable hockey moments are playing in first NHL game and winning gold at 1998 world championships...Nickname is "KJ"...Most memorable moments away from the rink are the births of his two daughters...Lists Coldplay as his favorite band and "Entourage" as his favorite television show...Likes to eat oatmeal for breakfast and lists steak as his favorite food...Says his favorite part of Minnesota is all the lakes...Names soccer as his favorite sport other than hockey.



32 BACKSTROM

25 BELANGER

24 BOOGAARD

96 BOUCHARD

21 BRODZIAK

15 BRUNETTE

8 BURNS

22 CLUTTERBUCK

18 GILLIES

37 HARDING

14 HAVLAT

34 HNIDY

5 JOHNSON

9 KOIVU

20 MIETTINEN

11 NOLAN

67 POULIOT

55 SCHULTZ

36 SCOTT

51 SHEPPARD

12 WELLER

6 ZANON

3 ZIDLICKY



MIKKO
KOIVU
(KOY-voo, MEE-koh)

9

CENTER

Shoots: Left
Ht: 6-2 • Wt: 214
Born: 3/12/83
Turku, Finland

VS. NHL

TEAM	GP	G	A	PTS	+/-	PIM
ANA	14	4	5	9	3	8
ATL	3	0	3	3	4	2
BOS	4	0	2	2	0	2
BUF	3	1	1	2	-1	0
CGY	27	4	5	9	-5	16
CAR	3	1	3	4	2	0
CHI	15	2	11	13	1	12
COL	28	10	9	19	-1	28
CBJ	12	3	6	9	3	10
DAL	13	4	4	8	-6	6
DET	13	2	3	5	3	12
EDM	29	1	16	17	3	14
FLA	3	2	4	6	1	2
LA	12	2	9	11	2	8
MIN	-	-	-	-	-	-
MTL	3	0	0	0	-3	10
NSH	13	5	11	16	4	4
NY	3	0	2	2	1	0
NVI	3	1	1	2	2	2
NYR	-	-	-	-	-	-
OTT	3	1	0	1	-5	0
PHI	2	0	0	0	-1	0
PHX	12	3	3	6	-1	6
PIT	3	1	2	3	3	0
SJ	13	1	6	7	-4	14
STL	14	1	6	7	-2	8
TB	4	1	3	4	4	14
TOR	3	0	1	1	0	2
VAN	24	7	9	16	7	26
WSH	3	0	2	2	-2	0

NHL CAREER HIGHLIGHTS

Goals, Game:	2 – five times	PIM, Game:	12 – vs. TB, 11/28/08	Assist Streak:	5g – 3/9-3/19/08
Assists, Game:	3 – four times	TOI, Game:	25:06 – vs. CGY, 4/3/08	Point Streak:	7g – 11/24-12/5/08
Points, Game:	5 – at FLA, 10/16/08	Goal Streak:	3g – two times	Career Hat Tricks:	None

CAREER HIGHLIGHTS

Has appeared in 282 games with Minnesota in his four-year NHL career tallying 184 points (57-127=184) and 206 PIM...Owns 38 career multi-point games and the Wild is 27-7-4 in those situations...Is fourth on Wild's all-time assist list (127), fifth in points (184) and tied for third in SHG (six)...Is one of four players in team history to score four SHG in a single season.

2008-09 HIGHLIGHTS

Led Wild in points (20-47=67), assists (47), led team with three SHG and ranked third in goals (20)...Had team-best 16 multi-point games...Served as Wild captain four months (Oct., Nov., Jan., March/April), the second time in team history player has served as captain four times in season (Bombardir 2002-03)...Ranked tied for 26th among all NHL players in assists...Only three players in team history have notched more points in a season than Koivu, and he posted the third-highest assist total in Wild history...Ranked third in NHL in face-offs won (857) and fourth in face-offs taken (1,625) for a 52.9 percent rate...Wild went 14-3-1 when Koivu scored a goal, and 12-3-1 when he notched two or more points...Had points in each of last three games – all Wild wins – with five points (2-3=5) and a +3 rating in that span...Tallied first career OT, GWG in 4-3 OT win at SJ (3/5)...Set career high with 35th assist vs. ANA (2/4)...Scored 50th goal and added two assists at CHI (1/19)...Notched 100th career assist at PHX (12/11)...Recorded career-high seven-game point streak (5-6=11, 11/24-12/5)...Tallied career high four assists and five points (1-4=5) at FLA (10/16)...Registered three straight multi-point games (1-8=9, 10/11-10/16)...Became first NHL player to record nine or more points in team's first three games of a season since Adam Oates did so for the Bruins in 1993-94 (4-5=9)...Was just sixth player to record to total eight assists in team's first three games of a season, and the first since Pittsburgh's John Cullen and Kevin Stevens in 1990-91, according to Elias Sports Bureau...Missed three games with knee injury (3/22-3/28) – team lost two games without him.

2007-08 HIGHLIGHTS

Led Wild forwards in average/TOI (20:54)...Ranked second on team with +13 rating...Recorded five points (2-3=5) during four-game point streak (10/10-10/16)...Notched third career two-goal game at CGY (11/13)...Notched assist vs. NSH (2/17) for 100th career NHL point...Collected five-game assist streak (0-6=6, 3/9-3/19) to establish a career-high assist/point streak (tied team-high)...Recorded two points (1-1=2) and won 17 of 28 face offs while playing in 200th NHL game vs. VAN (3/28)...Logged season-high 25:06 of ice time vs. CGY (4/3)...Tallied 12 points (1-11=12) in 12-game stretch (3/9-4/3)...Suffered cracked fibula at VAN (11/16) and missed 24 games before returning at CHI (1/11)...Missed game vs. LA (3/2) with flu...Led Wild with four goals and second with five points (4-1=5) in Western Conference Quarterfinal vs. COL.

2006-07 HIGHLIGHTS

Tallied 54 points (20-34=54) while appearing in all 82 games...Led team in face-offs won (583) and face-offs taken (1,147)...Ranked tied for first in the NHL with eight shootout goals (8-for-15) and tied for second in the NHL with four game-deciding shootout goals...Tallied 11 multi-point games...His 33-point increase from 2005-06 to 2006-07 was the second-largest point increase among players who appeared in at least 60 games last season, trailing only TB's Martin St. Louis' 41-point increase...Registered career-high three-game goal streak (11/16-20)...Collected five points (1-4=5) during four-game point streak (12/31-1/6)...Tallied first career multi-goal game (GWG) at COL (2/1)...Notched five points (3-2=5) during four-game point streak (3/9-3/15)...Tallied GWG vs. EDM (4/3) for 20th goal of season and became the fourth of five Wild players to reach the 20-goal plateau during the season (Bouchard, Demitra, Gaborik and Rolston), the most in team history...Recorded a goal for his first career NHL playoff point in Game 2 vs. ANA (4/13).

2005-06 HIGHLIGHTS

Led the Wild in shootout conversions, scoring on four-of-six opportunities, including one game-deciding goal...Scored his first NHL goal in his second NHL game at ANA (11/6)...Tallied the first multi-point game of his career (0-3=3) in a 4-2 win vs. NSH (11/19)...Missed the first 14 games of the season with a strained knee (10/5-11/2).

2004-05 HIGHLIGHTS

Played first professional season with Houston (AHL) ranking second on team in goals (20) and third in assists (28) and points (48) in 67 games...Tied for team lead with four GWGs and four multi-goal games...Represented Aeros at AHL All-Star game and scored a goal...Missed 10 games due to appendectomy.

2003-04 HIGHLIGHTS

Ranked third on the team in assists and sixth in scoring (6-24=30)...Signed to a contract (8/17).

2002-03 HIGHLIGHTS

Ranked sixth on team in scoring with 20 points (7-13=20) despite missing 19 games due to injury.

INTERNATIONAL CAREER

Played with Finland at 2007 World Championships while earning a silver medal...Appeared in nine games with Finland at the 2006 World Championship and won a bronze medal...Finished the tournament with four points (2-2=4) including the GWG in preliminary round victory over Team USA...Captured silver medal at 2006 Olympics in Turin, Italy...Won silver medal with Finland at the 2004 World Cup of Hockey...Captured

KOIVU'S AMATEUR/INTERNATIONAL CAREER

SEASON	TEAM	LEAGUE	GP	REGULAR SEASON				PIM	PLAYOFFS				
				G	A	PTS			GP	G	A	PTS	PIM
1999-00	TPS Turku U18	Fin-U18	11	4	9	13	18	13	13	1	4	5	8
	TPS Turku Jr.	Fin-Jr.	30	4	8	12	22	-	-	-	-	-	-
	Finland	WJ-18	7	0	4	4	8	-	-	-	-	-	-
2000-01	TPS Turku Jr.	Fin-Jr.	26	9	36	45	26	7	2	10	12	2	2
	TPS Turku	Finland	21	0	1	1	2	3	1	1	1	2	6
	Finland	WJC	7	0	3	3	8	-	-	-	-	-	-
	Finland	WJ-18	6	2	3	5	6	-	-	-	-	-	-
2001-02	TPS Turku Jr.	Fin-Jr.	2	0	1	1	12	-	-	-	-	-	-
	TPS Turku	Finland	48	4	3	7	34	8	0	3	3	4	4
	Finland	WJC	7	1	5	6	4	-	-	-	-	-	-
2002-03	TPS Turku	Finland	37	7	13	20	20	7	2	2	4	6	6
2003-04	TPS Turku	Finland	45	6	24	30	36	13	1	7	8	8	8
2004-05	Finland	WorldCup	4	0	1	1	2	-	-	-	-	-	-
2005-06	Finland	Olympics	8	0	0	0	6	-	-	-	-	-	-
	Finland	Worlds	9	2	2	4	8	-	-	-	-	-	-
2006-07	Finland	Worlds	9	2	2	4	26	-	-	-	-	-	-
2007-08	Finland	Worlds	9	4	5	9	6	-	-	-	-	-	-

KOIVU'S PROFESSIONAL CAREER

SEASON	TEAM	LEAGUE	GP	G	A	PTS	+/-	PIM	PP	SH	GW	S	S%
2004-05	Houston	AHL	67	20	28	48	-1	47	4	1	4	-	-
2005-06	MINNESOTA	NHL	64	6	15	21	-9	40	3	0	0	96	6.3
2006-07	MINNESOTA	NHL	82	20	34	54	6	58	9	2	2	162	12.3
2007-08	MINNESOTA	NHL	57	11	31	42	13	42	2	0	2	144	7.6
2008-09	MINNESOTA	NHL	79	20	47	67	2	66	5	4	3	236	8.5
WILD/NHL TOTALS			282	57	127	184	12	206	19	6	7	638	8.9

KOIVU'S PROFESSIONAL POSTSEASON CAREER

YEAR	TEAM	LEAGUE	GP	G	A	PTS	+/-	PIM	PP	SH	GW	S	S%
2004-05	Houston	AHL	5	1	0	1	-1	2	0	0	1	-	-
2006-07	MINNESOTA	NHL	5	1	0	1	-1	4	0	0	0	8	12.5
2007-08	MINNESOTA	NHL	6	4	1	5	0	4	0	1	0	20	20.0
WILD/NHL TOTALS			11	5	1	6	-1	8	0	1	0	28	17.9



a silver medal at the 2001 World Junior Championship...Captained the Finnish under-18 team at the 2001 Under-18 World Championship and led club in scoring with five points (2-3=5) in six contests...Won a gold medal at the 2000 Under-18 World Championship and registered four assists in seven games.

CAREER TRANSACTIONS

Selected by Minnesota in the first round (sixth overall) of the 2001 NHL Entry Draft.

PERSONAL

Mikko Sakari Koivu is single and resides in Turku, Finland during the offseason...Nickname is "Mik"...Began playing hockey at five in Turku and says his family inspired his hockey career...Most memorable hockey moment was competing in the 2006 Olympic Winter Games for Team Finland...Says the birth of his brother's children are his most memorable moment away from the rink...His brother, Saku, plays for the Anaheim Ducks...Favorite hobbies include soccer and badminton and lists Roger Federer as his favorite athlete and the person he would most like to meet...Lists downtown Minneapolis as his favorite thing about Minnesota and Manny's as his favorite restaurant in the Twin Cities...Enjoys listening to Bon Jovi...Lists *Wedding Crashers* as his favorite movie and "Friends" as his favorite television show...Favorite food is steak and favorite breakfast is eggs...First job as a kid was scooping ice cream at an ice cream shop...Played soccer in addition to hockey growing up.

32 BACKSTROM

25 BELANGER

24 BOOGAARD

96 BOUCHARD

21 BRODZIAK

15 BRUNETTE

8 BURNS

22 CLUTTERBUCK

18 GILLIES

37 HARDING

14 HAVLAT

34 HNIDY

5 JOHNSON

9 KOIVU

20 MIETTINEN

11 NOLAN

67 POULIOT

55 SCHULTZ


36 SCOTT

51 SHEPPARD

12 WELLER

6 ZANON

3 ZIDLICKY



ANTTI MIETTINEN
(mih-EHT-tih-nehn, AN-tee)

20

RIGHT WING

Shoots: Left

Ht: 5-11 • Wt: 194

Born: 7/3/80

Hameenlinna, Finland

VS. NHL

TEAM	GP	G	A	PTS	+/-	PIM
ANA	26	4	6	10	-2	16
ATL	3	2	1	3	-3	4
BOS	6	1	0	1	0	0
BUF	4	0	0	0	-5	0
CGY	18	1	5	6	-5	6
CAR	3	0	1	1	-2	4
CHI	15	2	6	8	2	8
COL	18	4	5	9	5	14
CBJ	16	1	6	7	-1	4
DAL	4	0	3	3	-2	0
DET	17	2	3	5	-3	4
EDM	18	3	7	10	-4	14
FLA	3	2	3	5	2	0
LA	27	5	2	7	-1	12
MIN	11	3	6	9	5	4
MTL	3	2	1	3	3	2
NSH	18	5	4	9	-5	4
NJ	2	0	1	1	1	0
NYI	4	1	1	2	1	6
NYR	3	0	0	0	0	-4
OTT	2	0	0	0	0	-1
PHI	3	1	1	2	-1	0
PHX	25	4	8	12	1	10
PIT	2	0	1	1	1	0
SJ	23	3	2	5	-3	14
STL	16	5	2	7	4	4
TB	4	0	3	3	1	6
TOR	3	1	2	3	5	2
VAN	19	1	2	3	2	6
WSH	4	0	0	0	-2	4

CAREER HIGHLIGHTS

Has tallied 135 points (53-82=135) in 320 NHL games in five seasons with Dallas and Minnesota...Owns 23 career multi-point games...His teams are 20-3-0 in those games...Miettinen became the first player in Wild history to score a goal in each of his first three games with the team (10/11-10/16/08).

2008-09 HIGHLIGHTS

Set career highs with 29 assists and 44 points while skating in career-best 82 games...One of two players to appear in every game (Sheppard)...Ranked fifth on team in points, fourth in assists and fifth in goals...Tied career high with 15 goals and three GWG, while scoring his first two career SHG (2/28 at EDM and 2/8 vs. EDM)...Wild was 16-5-3 when he was +1 or better, and 8-3-2 when he scored a goal...Scored 15th goal of season at NYI (3/25) to tie career high...Skated in 300th career game at VAN (3/3)...Scored GWG late in third period vs. COL (2/11), giving him new career-high 35 points...Tallied pair of assists vs. TOR (1/27) to set new career high with 22 helpers...Recorded back-to-back multi-point games (1-3=4, 1/10-1/13)...Notched career-high three assists at NSH (11/29)...Tallied goal in three straight games for new career high goal streak (10/11-10/16)...First player in Wild history to score a goal in first three games played with team...Recorded three points (2-1=3) in consecutive games (10/14-16) tying career highs for goals and points in game, while scoring the GWG in both games.

2007-08 HIGHLIGHTS

Scored a career-high 15 goals and added 34 points (15-19=34) in 69 games with Dallas...Recorded one goal and two assists in a win vs. LA (12/13)...Added two points (1-1=2) in Dallas's playoff run to the Western Conference Finals...Scored the first goal in the Stars' 2-1 4-overtime series clinching game vs SJ (5/4).

2006-07 HIGHLIGHTS

Ranked third on the Stars in hits (145)...Collected a career-high nine shots on goal twice at ANA (10/15) and vs. NYI (11/15)...Played in 100th career NHL game at ANA (10/15)...Set a career high with two goals vs. NSH (12/29)...Posted a career-high five-game point streak (3/18-27)...Scored two points (1-1=2) in five playoff games.

2005-06 HIGHLIGHTS

Registered his first career multi-point game with two assists vs. CHI (11/4)...Tallied one assist and eight PIM in five playoff games.

2003-04 HIGHLIGHTS

Made his NHL debut vs. ANA (10/8)...Recorded his first NHL goal – a GWG – at NSH (10/11)...Also spent time with the Utah (AHL) during his first professional season...Finished third in assists (23) and fourth in points (30) despite playing in only 48 games with the Grizzlies.

2002-03 HIGHLIGHTS

Was named the Finnish Elite League Player of the Year after appearing in 53 games and recording 25 goals and 25 assists for 50 points with HPK Hameenlinna...Also appeared in 10 playoff games, finishing first on the team in assists (seven), second in PIM (29) and tied for second in points (eight).

2001-02 HIGHLIGHTS

Ranked fifth among all Finnish league players in points (19-37=56) and was sixth in assists (36).

2000-01 HIGHLIGHTS

Ranked sixth in goals (13) and sixth in points (24) among team leaders.

NHL CAREER HIGHLIGHTS

Goals, Game:	2 – five times	PIM, Game:	4 – 10 times	Assist Streak:	4g – 3/24-3/31/06
Assists, Game:	3 – at NSH, 11/29/08	TOI, Game:	24:38 – vs. MON, 10/3/08	Point Streak:	5g – two times
Points, Game:	3 – four times	Goal Streak:	3g - 10/11-10/16/08	Career Hat Tricks:	None

MIETTINEN'S AMATEUR/INTERNATIONAL CAREER

SEASON	TEAM	LEAGUE	GP	REGULAR SEASON				PIM	PLAYOFFS			
				G	A	PTS			GP	G	A	PTS
1996-97	HPK U18	Fin-U18	36	24	29	53	34		–	–	–	–
1997-98	HPK U18	Fin-U18	34	13	28	41	63		–	–	–	–
1998-99	HPK Jr.	Fin-Jr.	8	1	0	1	2		–	–	–	–
	HPK Jr.	Fin-Jr.	35	17	22	39	28		3	2	3	5
	FPS Forssa	Fin-2	4	3	1	4	6		–	–	–	–
	HPK	Finland	13	0	0	0	2		4	0	0	0
1999-00	HPK Jr.	Fin-Jr.	31	24	53	77	28		2	1	6	7
	HPK	Finland	39	2	1	3	8		7	1	0	1
	Finland	WJC	7	4	1	5	2					
	HPK Jr.	Fin-Jr.	4	3	10	13	2		–	–	–	–
2000-01	HPK	Finland	55	13	11	24	20		–	–	–	–
2001-02	HPK	Finland	56	19	37	56	50		8	2	4	6
	Finland	Worlds	9	2	4	6	4					
2002-03	HPK	Finland	53	25	25	50	54		10	1	7	8
2005-06	Finland	Worlds	6	0	1	1	0					
	Finland	Worlds	9	2	2	4	10		–	–	–	–
2006-07	Finland	Worlds	8	1	1	2	6		–	–	–	–

MIETTINEN'S PROFESSIONAL CAREER

SEASON	TEAM	LEAGUE	GP	G	A	PTS	+/-	PIM	PP	SH	GW	S	S%
2003-04	Utah	AHL	48	7	23	30	-17	20	4	1	1	–	–
	DALLAS	NHL	16	1	0	1	-9	0	0	0	1	17	5.9
2004-05	Hamilton	AHL	35	8	20	28	11	21	3	0	0	–	–
2005-06	DALLAS	NHL	79	11	20	31	0	46	4	0	1	107	10.3
2006-07	DALLAS	NHL	74	11	14	25	-5	38	6	0	1	141	7.8
2007-08	DALLAS	NHL	69	15	19	34	4	34	5	0	3	136	11.0
2008-09	MINNESOTA	NHL	82	15	29	44	-1	32	4	2	3	186	8.1
WILD TOTALS			82	15	29	44	-1	32	4	2	3	186	8.1
NHL TOTALS			320	53	82	135	-11	150	19	2	9	587	9.0

MIETTINEN'S PROFESSIONAL POSTSEASON CAREER

YEAR	TEAM	LEAGUE	GP	G	A	PTS	+/-	PIM	PP	SH	GW	S	S%
2004-05	Hamilton	AHL	4	1	1	2	2	6	0	0	0	–	–
2005-06	DALLAS	NHL	5	0	1	1	-1	8	0	0	0	8	0.0
2006-07	DALLAS	NHL	4	1	1	2	0	2	0	0	0	11	9.1
2007-08	DALLAS	NHL	15	1	1	2	-2	0	0	0	0	16	6.3
NHL TOTALS			24	2	3	5	-3	10	0	0	0	35	5.7

INTERNATIONAL HIGHLIGHTS

Was selected to play in the 2006 Winter Olympics with Team Finland, but had to withdraw due to injury...Played at the 2003 World Championships with Finland, recording one assist in six games.

CAREER TRANSACTIONS

Signed by Minnesota as a free agent, July 3, 2008; Originally selected by Dallas in the seventh round (224th overall) in the 2000 NHL Entry Draft.

PERSONAL

Antti Miettinen and his wife, Johanna, reside in Hameenlinna, Finland in the offseason...Nickname is "Miets"... Says his wedding day is his most memorable moment away from the rink...Started playing hockey at the age of three in Finland at an outdoor rink by his house...Lists his parents and friends as the people who inspired his hockey career... His favorite part of Minnesota is all rivers and lakes...Says playing guitar, fishing, reading and golfing are his favorite hobbies...Lists Nirvana as his favorite band and soccer as his favorite sport...Enjoys eating oatmeal for breakfast... Lists "Seinfeld", "Family Guy", "30 Rock" and "The Office" as his favorite television shows.



32 BACKSTROM

25 BELANGER

24 BOOGAARD

96 BOUCHARD

21 BRODZIAK

15 BRUNETTE

8 BURNS

22 CLUTTERBUCK

18 GILLIES

37 HARDING

14 HAVLAT

34 HNIDY

5 JOHNSON

9 KOIVU

20 MIETTINEN

11 NOLAN

67 POULIOT

55 SCHULTZ

36 SCOTT

51 SHEPPARD

12 WELLER

6 ZANON

3 ZIDLICKY



OWEN
NOLAN

11

RIGHT WING

Shoots: Right
Ht: 6-1 • Wt: 214
Born: 2/12/72
Belfast, N. Ireland

VS. NHL						
TEAM	GP	G	A	PTS	+/-	PIM
ANA	52	20	26	46	3	83
ATL	10	6	0	6	5	7
BOS	47	7	20	27	-18	58
BUF	44	17	23	40	3	107
CGY	44	23	15	38	5	73
CAR	42	12	21	33	6	95
CHI	44	16	25	41	-8	51
COL	49	19	11	30	-18	40
CBJ	20	6	11	17	6	21
DAL	56	16	15	31	-7	91
DET	49	18	19	37	-10	80
EDM	56	23	23	46	-6	65
FLA	23	11	12	23	3	27
LA	56	17	23	40	6	74
MIN	24	3	9	12	3	25
MTL	43	18	19	37	6	69
NSH	29	5	6	11	-2	56
NJ	30	16	7	23	-2	52
NYI	32	13	12	25	5	57
NVR	31	14	10	24	-2	34
OTT	31	17	18	35	5	72
PHI	31	8	11	19	0	40
PHX	45	16	17	33	11	62
PIT	33	15	21	36	3	62
SJ	21	7	4	11	-10	7
STL	46	14	19	33	-11	59
TB	25	15	11	26	3	60
TOR	23	6	7	13	-10	31
VAN	57	17	19	36	0	119
WSH	34	11	12	23	3	76

CAREER HIGHLIGHTS

Has scored double-digits in goals in 15 of his 17 seasons in the NHL...Scored 400th NHL goal (along with No. 401) vs. SJS (3/10/09)...Ended 2008-09 season among active leaders in most major categories: Tied for 27th in games played (1,127), 14th in goals (406), ninth in PPG (151) 19th in points (852) and 10th in PIM (1,753)...Has recorded 60-or-more points six times in his career and registered three 70-plus point seasons (1991-92, 1992-93 and 1999-00)...Has played in five NHL All-Star Games (1992, 1996, 1997, 2000, 2002)...Scored 30-or-more goals six times in his career and 40-or-more goals twice (1991-92 and 1999-00)...Has scored a goal for six franchises (counting Quebec and Colorado as one franchise) in 47 different arenas...Only two current NHL arenas he has not scored a goal are TD Banknorth Garden (Boston) and Wachovia Center (Philadelphia).

2008-09 HIGHLIGHTS

Led Wild in goals (25) while ranking fourth in points (45) despite missing 23 games due to injury...Led team with 12 PPG and five GWG and tied for team lead amongst regulars with +5...Goal total was his most since 2002-03...Had team-best 35 points (20-15=35) from 12/31 to end of regular season...Recorded three points (1-2=3) including GWG at NYI (3/25)...Netted two goals including GWG vs. EDM (3/22)...Scored 400th and 401st career goals vs. SJ (3/10)...Notched two goals and assist twice, vs. OTT (2/14) and vs. DET (2/21)...Became 26th active player to skate in 1,100 games (2/8)...Potted 10th goal of season vs. PHX (1/13)...Tallied four goals in three-game goal streak (12/31-1/4)...Returned from 10-game injury absence to score PPG vs. SJS (12/31)...Recorded four-game goal streak (4-0=4, 11/26-12/1)...Tallied GWG and assist vs. CBJ (10/25)...Xcel Energy Center became 47th arena he has scored a goal in...Minnesota is sixth franchise he has scored for...Missed three games with lower body injury (10/16-10/23), missed five games with lower body injury (10/29-11/8), missed 10 games with lower body injury (12/11-12/29), missed two games with upper body muscle spasms (2/4-2/6), missed three games with broken toe (2/22-2/28).

2007-08 HIGHLIGHTS

Finished ninth on Flames roster with 32 points (16-16=32)...Flames were 8-2-1 when Nolan scored a goal...Added five points (3-2=5) in seven Stanley Cup playoff games...Posted season-high seven PIM vs. EDM (10/20)...Played his 1,000th career NHL game (10/22) vs. SJ, becoming 220th NHL player to reach the milestone...Notched 11th career hat trick in 5-4 win vs. SJ (1/30), including the GWG and a SHG...Reached 800 career points in 2-1 win at MIN (2/24)...Tallied three points (1-2=3), including GWG with 3:45 left in regulation, in 4-3 victory over SJS in Game 3 of Western Conference Quarterfinals...Scored a goal in Game 6 and Game 7 of the series, which Calgary lost.

2006-07 HIGHLIGHTS

Ranked second on the Coyotes in goals (16), tied for second in assists (24), second in points (40) and first in SHG (3)...Finished with five multi-point games and two multi-assist games...Named Phoenix nominee for Bill Masterton Memorial Trophy...Registered 400th career NHL assist in 3-2 win at WSH (1/1)...Compiled six-game point streak (2-6=8; 12/12-12/26)...Scored SHG to record 750th career NHL point in 5-4 shootout win vs. CBJ (12/14)...Recorded 350th career NHL goal at CGY (10/24).

NHL CAREER HIGHLIGHTS

Goals, Game:	4 – at ANA, 12/19/95	PIM, Game:	29 – vs. PIT, 11/4/03	Assist Streak:	6g –three times
Assists, Game:	5 – at HFD, 3/5/92	TOT, Game:	26:58 – two times	Point Streak:	11g – two times
Points, Game:	6 – two times	Goal Streak:	6g - two times	Career Hat Tricks:	11

2005-06 HIGHLIGHTS

Did not play due to knee injury.

2003-04 HIGHLIGHTS

Ranked first on Toronto in SHG (three), first in multi-goal games (six), second in multi-point games (12) and third in PIM (110)...Recorded his 700th career NHL point at ATL (11/27)...Played his 900th career NHL game at FLA (2/25).

2002-03 HIGHLIGHTS

Ranked tied for seventh in the NHL in SHG...Finished tied for first with Toronto in SHG, third in goals (29) and third in points (54)...Played his 800th career NHL game vs. CBJ (12/6)...Scored two goals in his Maple Leafs debut vs. VAN (3/8)...Recorded a point (6-2=8) in each of his first six games with Toronto (3/8-3/20).

2001-02 HIGHLIGHTS

Ranked tied for fourth in the NHL in SH points (five)...Finished first on SJ in points (66), first in assists (43), third in goals (23), and third in PIM (93)...Set a career high in assists...Played in the NHL All-Star Game...Registered 300th career NHL assist vs. NSH (12/27)...Registered 600th career NHL point (goal) vs. STL (1/8)...Scored 300th career NHL goal at CBJ (4/10)...Finished tied for first on San Jose during the playoffs in assists (6) and third in points (nine).

2000-01 HIGHLIGHTS

Finished first on the team in PPG (10), second in points (49), and second in goals (24).

1999-00 HIGHLIGHTS

Set career highs with 44 goals and 84 points...Finished fifth in Hart Trophy voting...Ranked first in the NHL in PPG (18), second in goals (44), third in SHG (four), fourth in PP points (33), t-6th in points (84), and 20th in hits (209)...Played in NHL All-Star Game...Registered a season high and tied career-high for points in a game (3-3=6) vs. CHI (10/4)...Registered season-high 10-game point streak (8-9-17)...Registered six-game goal streak (11/28-12/8)...Registered his 500th career NHL point (assist) at TB (2/9)...Finished first on the team during the playoffs in goals, points, GWG (three) and SHG...Scored series winning goal in Game 7 at STL (4/25).



32 BACKSTROM

25 BELANGER

24 BOOGAARD

96 BOUCHARD

21 BRODZIAK

15 BRUNETTE

8 BURNS

22 CLUTTERBUCK

18 GILLIES

37 HARDING

14 HAVLAT

34 HNIDY

5 JOHNSON

9 KOIVU

20 MIETTINEN

11 NOLAN

67 POULIOT

55 SCHULTZ

36 SCOTT

51 SHEPPARD

12 WELLER

6 ZANON

3 ZIDLICKY

NOLAN

11

1998-99 HIGHLIGHTS

Named Sharks team captain (10/28)...Recorded 400th career NHL point vs. WSH (12/12).

1997-98 HIGHLIGHTS

Finished first on the team in shots (191), second in points (41) and second in assists (27)...Finished tied for first on San Jose during the playoffs in goals and third in points.

1996-97 HIGHLIGHTS

Led San Jose in goals (31) and points (63)...Registered a hat trick at the NHL All-Star Game and set a record for the fastest two goals (eight seconds)...Registered 300th career NHL point (3-1=4) at CHI (10/27).

1995-96 HIGHLIGHTS

Split the season between Colorado and San Jose...Led San Jose in goals (29), assists (32), points (61), and PPG (12)...Played in NHL All-Star Game...Collected four goals in a five-point game (4-1=5) at ANA (12/19).

1994-95 HIGHLIGHTS

Ranked first in the NHL in GWG (eight), second in PPG (13) and third in goals (30)...His 30 goals also led his team.

1993-94 HIGHLIGHTS

Played six games for Quebec totaling four points (2-2=4) and eight PIM.

1992-93 HIGHLIGHTS

Played 73 games for Quebec scoring 36 goals (36-41=77) and 185 PIM.

1991-92 HIGHLIGHTS

Played 75 games for Quebec, totaling 75 points (42-31=75) and 183 PIM...Played in his first NHL All-Star Game scoring one goal and one assist (1-1=2).

1990-91 HIGHLIGHTS

Played 59 games collecting 13 points (3-10=13) and 109 PIM...Played his first career NHL game vs. HFD (10/4)...Scored his first career NHL goal vs. BUF (10/12)...Played six games for Halifax (AHL), scoring four goals (4-4=8) with 11 PIM.

1989-90 HIGHLIGHTS

Won the Emms Family Award (OHL Rookie of the Year)...Named to the OHL First All-Star Team.

INTERNATIONAL HIGHLIGHTS

Helped Team Canada win the Gold Medal at the 2002 Winter Olympics in Salt Lake City, Utah, registering three assists and leading the tournament in face-off winning percentage (79%)...Represented Canada at the World Championships in 1997, helping the team win the Gold Medal...Played 10 games collecting seven points (4-3=7)...Finished tied for second on the team in points.

CAREER TRANSACTIONS

Signed by **Minnesota** as a free agent, July 6, 2008; Signed by **Calgary** as a free agent, July 3, 2007; Signed by **Phoenix** as a free agent, Aug. 16, 2006; Acquired by **Toronto** from **San Jose** in exchange for Alyn McCauley, Brad Boyes and a 2003 first round pick (later traded to Boston – Mark Stuart), March 5, 2003; Acquired by **San Jose** from **Colorado** in exchange for Sandis Ozolinsh, Oct. 26, 1995; Transferred to **Colorado** after **Quebec** franchise relocated, June 21, 1995; Originally selected by **Quebec** in the first round (first overall) of the 1990 NHL Entry Draft.

NOLAN'S AMATEUR/INTERNATIONAL CAREER

SEASON	TEAM	LEAGUE	GP	REGULAR SEASON				PIM	PLAYOFFS				
				G	A	PTS			GP	G	A	PTS	PIM
1987-88	Thorold	OMHA	28	53	32	85		24	—	—	—	—	—
	Thorold	OHA-B	3	1	0	1		2	—	—	—	—	—
1988-89	Cornwall	OHL	62	34	25	59		213	18	5	11	16	41
1989-90	Cornwall	OHL	58	51	59	110		240	6	7	5	12	26
1990-91	Halifax	AHL	6	4	4	8		11	—	—	—	—	—
1996-97	Canada	Worlds	10	4	3	7		31	—	—	—	—	—
2001-02	Canada	Olympics	6	0	3	3		2	—	—	—	—	—

NOLAN'S PROFESSIONAL CAREER

SEASON	TEAM	LEAGUE	GP	G	A	PTS	+/-	PIM	PP	SH	GW	S	\$%
1990-91	QUEBEC	NHL	59	3	10	13	-19	109	0	0	0	54	5.6
1991-92	QUEBEC	NHL	75	42	31	73	-9	183	17	0	0	190	22.1
1992-93	QUEBEC	NHL	73	36	41	77	-1	185	15	0	4	241	14.9
1993-94	QUEBEC	NHL	6	2	2	4	2	8	0	0	0	15	13.3
1994-95	QUEBEC	NHL	46	30	19	49	21	46	13	2	8	137	21.9
1995-96	COLORADO	NHL	9	4	4	8	-3	9	4	0	0	23	17.4
	SAN JOSE	NHL	72	29	32	61	-30	137	12	1	2	184	15.8
1996-97	SAN JOSE	NHL	72	31	32	63	-19	155	10	0	3	225	13.8
1997-98	SAN JOSE	NHL	75	14	27	41	-2	144	3	1	1	192	7.3
1998-99	SAN JOSE	NHL	78	19	26	45	16	129	6	2	3	207	9.2
1999-00	SAN JOSE	NHL	78	44	40	84	-1	110	18	4	6	261	16.9
2000-01	SAN JOSE	NHL	57	24	25	49	0	75	10	1	4	191	12.6
2001-02	SAN JOSE	NHL	75	23	43	66	7	93	8	2	2	217	10.6
2002-03	SAN JOSE	NHL	61	22	20	42	-5	91	8	3	4	192	11.5
	TORONTO	NHL	14	7	5	12	2	16	5	0	1	29	24.1
2003-04	TORONTO	NHL	65	19	29	48	4	110	7	2	3	154	12.3
2004-05								— DID NOT PLAY —					
2005-06								— DID NOT PLAY —					
2006-07	PHOENIX	NHL	76	16	24	40	-2	56	2	3	1	154	10.4
2007-08	CALGARY	NHL	77	16	16	32	6	71	1	1	3	163	9.8
2008-09	MINNESOTA	NHL	59	25	20	45	5	26	12	0	5	148	16.9
WILD TOTALS			59	25	20	45	5	26	12	0	5	148	16.9
NHL TOTALS			1,127	406	446	852	-28	1,753	151	22	50	2,977	13.6

NOLAN'S PROFESSIONAL POSTSEASON CAREER

YEAR	TEAM	LEAGUE	GP	G	A	PTS	+/-	PIM	PP	SH	GW	S	\$%
1992-93	QUEBEC	NHL	5	1	0	1	-2	2	0	0	0	12	8.3
1994-95	QUEBEC	NHL	6	2	3	5	2	6	0	0	0	12	16.7
1997-98	SAN JOSE	NHL	6	2	2	4	-1	26	2	0	1	16	12.5
1998-99	SAN JOSE	NHL	6	1	1	2	0	6	0	0	0	26	3.8
1999-00	SAN JOSE	NHL	10	8	2	10	-2	6	2	2	3	32	25.0
2000-01	SAN JOSE	NHL	6	1	1	2	-5	8	0	0	1	26	3.8
2001-02	SAN JOSE	NHL	12	3	6	9	-2	8	0	0	0	46	6.5
2002-03	TORONTO	NHL	7	0	2	2	-4	2	0	0	0	15	0.0
2007-08	CALGARY	NHL	7	3	2	5	0	2	0	0	2	12	25.0
NHL TOTALS			65	21	19	40	-14	66	4	2	7	197	10.7

PERSONAL

Owen Liam Nolan and his wife, Diana, have a daughter, Jordan, and a son, Dylan...The family resides in San Jose, Calif. during the offseason...Favorite hobbies are fishing and hunting...Lists winning a gold medal at 2002 Winter Olympic Games as his most memorable hockey moment...Started playing hockey when he was nine years old and says his friends most inspired his hockey career...Says the birth of his children are his most memorable moments away from the rink...Loves to go fishing and his favorite part of Minnesota is any lake with fish...Favorite food is sushi and enjoys eating eggs for breakfast...Lists U2 as his favorite band and *Field and Stream* as his favorite magazine...His favorite television show is “Big Brother” and *The Ref* is his favorite movie...Kevin Van Dam is his favorite athlete and the one person he would most like to meet.

32 BACKSTROM

25 BELANGER

24 BOOGAARD

96 BOUCHARD

21 BRODZIAK

15 BRUNETTE

8 BURNS

22 CLUTTERBUCK

18 GILLIES

37 HARDING

14 HAVLAT

34 HNIDY

5 JOHNSON

9 KOIVU

20 MIETTINEN

11 NOLAN

67 POULIOT

55 SCHULTZ


36 SCOTT

51 SHEPPARD

12 WELLER

6 ZANON

3 ZIDLICKY



BENOIT
 POULIOT
 (POO-lee-ott, BEHN-wah)

67

CENTER

Shoots: Left
 Ht: 6-3 • Wt: 194
 Born: 9/29/86
 Alfred, Ontario

VS. NHL						
TEAM	GP	G	A	PTS	+/-	PIM
ANA	1	0	2	2	1	0
ATL	1	0	0	0	0	2
BOS	2	0	0	0	-1	0
BUF	1	1	0	1	0	0
CGY	4	2	0	2	2	2
CAR	—	—	—	—	—	—
CHI	2	0	0	0	0	0
COL	4	1	0	1	-2	0
CBJ	4	1	0	1	-2	0
DAL	2	0	0	0	-1	2
DET	—	—	—	—	—	—
EDM	2	0	0	0	-1	0
FLA	1	1	1	2	2	0
LA	2	0	0	0	0	0
MIN	—	—	—	—	—	—
MTL	2	0	0	0	1	2
NSH	2	0	1	1	0	4
NJ	—	—	—	—	—	—
NVI	1	0	1	1	1	0
NYR	—	—	—	—	—	—
OTT	—	—	—	—	—	—
PHI	1	0	0	0	0	0
PHX	4	1	0	1	0	0
PIT	1	0	0	0	0	0
SJ	2	0	1	1	0	2
STL	4	0	0	0	-1	4
TB	2	0	0	0	0	0
TOR	—	—	—	—	—	—
VAN	5	0	1	1	-1	0
WSH	1	0	0	0	1	0

NHL CAREER HIGHLIGHTS					
Goals, Game:	2 – at CGY, 3/22/08	PIM, Game:	4 – at NSH, 11/29/08	Assist Streak:	1g – six times
Assists, Game:	2 – at ANA, 12/14/08	TOI, Game:	16:22 – at NSH, 11/29/08	Point Streak:	3g – 11/1-11/6/08
Points, Game:	2 – three times	Goal Streak:	1g – six times	Career Hat Tricks:	None

CAREER HIGHLIGHTS

Has appeared in 51 games with Minnesota, registering 14 points (7-7=14), along with 18 PIM in parts of three seasons.

2008-09 HIGHLIGHTS

Set career highs in games played (37), goals (five), assists (assists), points (11), plus/minus rating (+1), PPG (two), GWG (one), PIM (18) and shots (34) with Minnesota...Scored his first NHL GWG at COL (11/6)...Totaled 24 points (9-15=24) and 20 PIM in 30 games with the Houston Aeros (AHL)...Tallied eight points (1-7=8) and 28 PIM in 20 playoff contests.

2007-08 HIGHLIGHTS

Skated in 14 games with Minnesota, totaling three points (2-1=3)...Recorded two goals at CGY (3/22) for his first career NHL goals and points in 13:21 of ice time...Recorded his first NHL assist on GWG vs. VAN (3/28)...Skated in one play-off contest with Minnesota...Appeared in 46 games with Houston...Notched 24 points (10-14=24) and 67 PIM...Tallied two PIM in three playoff games.

2006-07 HIGHLIGHTS

Skated in three games with Minnesota...Made his NHL debut at MTL (11/22)...Played his first professional season with Houston, registering 36 points (19-17=36) and 109 PIM in 67 games...Scored 11 goals in his first 15 AHL games and finished second on the team with eight PPG.

2005-06 HIGHLIGHTS

Led Sudbury (OHL) with 35 goals and finished second in points with 65 (35-30=65) in 51 games...Led the team in plus/minus ranking (+23)...Tied for second on the club with 11 PPG and five SHGs...Added 141 PIM...Tallied one assist for the Eastern Conference All-Stars in the OHL All-Star Classic...Led Sudbury with eight goals and 11 points (8-3=11) in eight playoff games...Skated in two AHL playoff games with Houston.

2004-05 HIGHLIGHTS

Led Sudbury with 38 assists and tied for first with 67 points (29-38=67) in 67 games...Ranked second on the club with eight PPG...Led the team with 14 points (6-8=14) in 12 playoff contests...Named 2005 OHL Rookie of the Year and named to the OHL 2nd All-Star Team...Ranked the No. 2 North American skater by NHL Central Scouting.

INTERNATIONAL HIGHLIGHTS

Earned a gold medal at the 2006 World Junior Championship, notching five assists in six games for Canada.

POULIOT'S AMATEUR/INTERNATIONAL CAREER

SEASON	TEAM	LEAGUE	GP	REGULAR SEASON				PIM	PLAYOFFS			
				G	A	PTS	+/-		GP	G	A	PTS
2002-03	Clarence	OHA-B	38	13	17	30	86	—	5	0	2	2
	Hawkesbury	CJHL	1	1	0	1	0	—	—	—	—	—
2003-04	Hawkesbury	CJHL	45	21	21	42	85	—	6	3	7	10
	Sudbury	OHL	4	2	2	4	0	—	4	2	1	3
2004-05	Sudbury	OHL	67	29	38	67	102	—	12	6	8	14
2005-06	Sudbury	OHL	51	35	30	65	141	—	8	8	3	11
	Canada	WJC	6	0	5	5	14	—	—	—	—	—

POULIOT'S PROFESSIONAL CAREER

SEASON	TEAM	LEAGUE	GP	G	A	PTS	+/-	PIM	PP	SH	GW	S	S%
2006-07	MINNESOTA	NHL	3	0	0	0	-1	0	0	0	0	1	0.0
	Houston	AHL	67	19	17	36	-16	109	8	0	5	—	—
2007-08	MINNESOTA	NHL	11	2	1	3	-1	0	0	0	0	10	20.0
	Houston	AHL	46	10	14	24	-8	67	3	0	—	—	—
2008-09	MINNESOTA	NHL	37	5	6	11	1	18	2	0	1	34	14.7
	Houston	AHL	30	9	15	24	-2	20	—	—	—	—	—
WILD/NHL TOTALS			51	7	7	14	-1	18	2	0	1	45	15.6

POULIOT'S PROFESSIONAL POSTSEASON CAREER


YEAR	TEAM	LEAGUE	GP	G	A	PTS	+/-	PIM	PP	SH	GW	S	S%
2005-06	Houston	AHL	2	0	0	0	-2	2	0	0	0	—	—
2007-08	MINNESOTA	NHL	1	0	0	0	1	0	0	0	0	2	0.0
	Houston	AHL	3	0	0	0	-2	2	0	0	0	—	—
2008-09	Houston	AHL	20	1	7	8	-4	28	—	—	—	—	—
WILD/NHL TOTALS			1	0	0	0	1	0	0	0	0	2	0.0

CAREER TRANSACTIONS

Selected by **Minnesota** in the first round (fourth overall) of the 2005 NHL Entry Draft.

PERSONAL

Pouliot is single and resides in Hawkesbury, Ont. in the offseason...Nicknames are "Pouly" and "Benny"...Enjoys golfing and playing PlayStation 3 in his free time...Lists playing his first NHL game in Montreal as his most memorable moment in hockey...Says his mom and dad are the people that most inspired his hockey career...Lists Tiger Woods as the person he would most like to meet...Favorite foods are steak and potatoes and enjoys eating eggs and bacon for breakfast...Lists baseball as his favorite sport other than hockey...His favorite team to play is Montreal and favorite part of hockey is winning.



32 BACKSTROM

25 BELANGER

24 BOOGAARD

96 BOUCHARD

21 BRODZIAK

15 BRUNETTE

8 BURNS

22 CLUTTERBUCK

18 GILLIES

37 HARDING

14 HAVLAT

34 HNIDY

5 JOHNSON

9 KOIVU

20 MIETTINEN

11 NOLAN

67 POULIOT

55 SCHULTZ


36 SCOTT

51 SHEPPARD

12 WELLER

6 ZANON

3 ZIDLICKY



NICK
SCHULTZ

55

DEFENSEMAN

Shoots: Left
Ht: 6-1 • Wt: 203
Born: 8/25/82

Strasbourg, Saskatchewan

VS. NHL						
TEAM	GP	G	A	PTS	+/-	PIM
ANA	25	5	2	7	13	15
ATL	6	0	1	1	2	2
BOS	6	0	1	1	0	4
BUF	7	0	1	1	0	4
CGY	44	0	5	5	-10	18
CAR	8	0	2	2	-4	4
CHI	25	1	3	4	9	11
COL	40	2	7	9	-3	14
CBJ	27	1	2	3	-1	4
DAL	26	0	4	4	2	12
DET	25	0	5	5	-7	2
EDM	44	2	5	7	12	35
FLA	7	1	0	1	8	4
LA	24	2	1	3	0	10
MIN	—	—	—	—	—	—
MTL	6	0	0	0	-2	2
NSH	26	0	3	3	0	4
NJ	7	0	2	2	2	2
NYI	7	0	2	2	1	0
NYR	7	0	1	1	1	2
OTT	6	0	0	0	-2	2
PHI	7	1	0	1	-1	4
PHX	24	1	5	6	6	12
PIT	6	0	1	1	3	4
SJ	26	0	4	4	-8	8
STL	27	2	4	6	4	6
TB	7	0	0	0	0	4
TOR	6	0	0	0	-2	0
VAN	45	3	5	8	13	22
WSH	6	0	1	1	-3	0

CAREER HIGHLIGHTS

Has played 527 games with Wild — most all-time...Owns three career multi-point games...Ranks tied for 39th among NHL defensemen with a +30 rating since the 2002-03 season.

2008-09 HIGHLIGHTS

Notched 11 points (2-9=11) and 31 PIM in 79 games...Scored two goals for fourth straight season...Led team with 152 blocked shots and finished third with 78 hits...Skated to even or better rating in 51 of 79 games...Notched assist, five hits and four blocked shots vs. CGY (4/3)...Recorded game-tying goal with 1:46 remaining vs. COL (3/17)...Registered assist and season-high +3 at ANA (3/8)...Became first Wild player to play in 500 games vs. EDM (2/8)...Tied career high with three-game point streak (1-2=3, 12/19-12/23)...Recorded first goal of season at STL (12/20)...Logged season-high 25:57 in ice time at PIT (11/18)...Missed final three games of season with head injury suffered at DET (4/5).

2007-08 HIGHLIGHTS

Ranked fourth among Wild defensemen in scoring with 15 points (2-13=15)...Assist total marked career high, and finished one point off his career high...Led team in blocked shots (147) and finished second in hits (101)...Recorded minus rating just once in final 18 games, going +10 in that span...Named January (second-youngest in franchise history) and February team captain...Recorded first goal of season vs. ANA (1/18) ending 116-game streak without goal...Tied career high with two assists at COL (1/24)...Logged season-high 25:38 of ice time and registered four hits vs. COL (3/30)...Missed only second game of career due to injury/illness with flu-like symptoms (later diagnosed as appendicitis) (4/6), snapping streak of 177 consecutive games played...Underwent appendectomy and missed the first five games of Western Conference Quarterfinal vs. COL.

2006-07 HIGHLIGHTS

Became the first Wild defenseman in franchise history to appear in all 82 games and one of four Wild players to appear in all 82 games...Led team with 141 blocked shots and ranked third on team with 88 hits...Posted a career-high +4 rating in season finale vs. STL (4/7)...Posted an assist in 4-1 Game 4 Western Conference Quarterfinal victory vs. ANA (4/17).

2005-06 HIGHLIGHTS

Established a career-high 12 assists and added two goals for 14 points to go along with a career-high 43 PIM...Led the Wild with 129 blocked shots...Logged a season-high 26:55 TOI at CBJ (10/28)...Tallied four assists in five games (1/24-1/31)...Notched a goal and an assist for first multi-point game of the season and second of career vs. COL (3/5)...Picked up career-high 12th assist on the Wild's final goal of the season at DAL (4/15).

2004-05 HIGHLIGHTS

Finished sixth on Kassel in scoring with 22 points (7-15=22).

2003-04 HIGHLIGHTS

Established career highs in goals (six), points (16), shots (72) and plus/minus rating (+12) during third NHL season with Wild...Ranked tied for first on the club in plus/minus and ranked second among team defensemen in goals...Posted first career multi-point game with a goal and assist vs. CHI (1/7).

2002-03 HIGHLIGHTS

Ranked first on the team with a +11 rating...Participated in the NHL YoungStars game during All-Star Weekend...Tallied his first goal of the season (GWG) vs. ANA (12/31)...Tied for the team playoff lead with a plus/minus rating of +5...Picked up his first career playoff point with an assist in Game 7 Western Conference Semifinal win at VAN (5/8).

2001-02 HIGHLIGHTS

Made NHL debut vs. EDM (10/14)...Posted first career point and assist vs. CAR (10/24)...Scored first NHL goal (GWG) and posted +3 rating vs. FLA (11/29)...Forced to miss one game with shoulder contusion (2/6)...Left Wild to compete with Team Canada in World Junior Championship in Czech Republic (12/14-1/6)...Joined Houston (AHL) at conclusion of NHL season to participate in AHL playoffs.

2000-01 HIGHLIGHTS

Made professional hockey debut and skated in four games with Cleveland (IHL)...Served as team captain and registered 47 points (17-30=47) for Prince Albert (WHL)...Ranked third on team in assists, tied for fourth in goals and fifth in total points...Named to WHL's Eastern Conference All-Star team and earned Prince Albert's Player of the Year and MVP awards.

NHL CAREER HIGHLIGHTS

Goals, Game:	1 — 21 times	PIM, Game:	7 — two times	Assist Streak:	3g — 10/28-11/1/03
Assists, Game:	2 — at COL, 1/24/08	TOI, Game:	28:28 — at VAN, 3/10/04	Point Streak:	3g — three times
Points, Game:	2 — three times	Goal Streak:	1g — 21 times	Career Hat Tricks:	None

SCHULTZ'S AMATEUR/INTERNATIONAL CAREER

SEASON	TEAM	LEAGUE	GP	REGULAR SEASON				PIM	PLAYOFFS				
				G	A	PTS			GP	G	A	PTS	PIM
1997-98	Yorkton	SMHL	59	10	30	40		74	—	—	—	—	—
1998-99	Prince Albert	WHL	58	5	18	23		37	14	0	7	7	0
1999-00	Prince Albert	WHL	72	11	33	44		38	6	0	3	3	2
	Canada	U-18	3	0	1	1		0	—	—	—	—	—
2000-01	Prince Albert	WHL	59	17	30	47		120	—	—	—	—	—
	Canada	WJC	7	0	0	0		2	—	—	—	—	—
2003-04	Canada	Worlds	9	0	1	1		0	—	—	—	—	—
2004-05	Kassel	Germany	46	7	15	22		26	7	0	4	4	6
2005-06	Canada	Worlds	9	0	2	2		6	—	—	—	—	—
2006-07	Canada	Worlds	9	0	0	0		2	—	—	—	—	—

SCHULTZ'S PROFESSIONAL CAREER

SEASON	TEAM	LEAGUE	GP	G	A	PTS	+/-	PIM	PP	SH	GW	S	S%
2000-01	Cleveland	IHL	4	1	1	2	0	2	1	0	0	7	14.3
2001-02	MINNESOTA	NHL	52	4	6	10	0	14	1	0	1	47	8.5
2002-03	MINNESOTA	NHL	75	3	7	10	11	23	0	0	1	70	4.3
2003-04	MINNESOTA	NHL	79	6	10	16	12	16	1	0	0	72	8.3
2005-06	MINNESOTA	NHL	79	2	12	14	2	43	0	0	0	45	4.4
2006-07	MINNESOTA	NHL	82	2	10	12	0	42	0	0	1	69	2.9
2007-08	MINNESOTA	NHL	81	2	13	15	9	42	0	0	0	52	3.8
2008-09	MINNESOTA	NHL	79	2	9	11	-4	31	0	0	0	48	4.2
NHL/WILD TOTALS			527	21	67	88	30	211	2	0	3	403	5.2

SCHULTZ'S PROFESSIONAL POSTSEASON CAREER

YEAR	TEAM	LEAGUE	GP	G	A	PTS	+/-	PIM	PP	SH	GW	S	S%
2000-01	Cleveland	IHL	3	0	1	1	—	0	0	0	0	—	—
2001-02	Houston	AHL	14	1	5	6	—	2	0	0	0	—	—
2002-03	MINNESOTA	NHL	18	0	1	1	5	10	0	0	0	5	0.0
2006-07	MINNESOTA	NHL	5	0	1	1	-3	0	0	0	0	4	0.0
2007-08	MINNESOTA	NHL	1	0	0	0	0	0	0	0	0	0	0.0
NHL/WILD TOTALS			24	0	2	2	2	10	0	0	0	9	0.0

1999-00 HIGHLIGHTS

Skated in a WHL-high 72 games during second season with Prince Albert in 1999-00.

INTERNATIONAL CAREER

Appeared in all nine games as Canada claimed the gold medal at the 2007 World Championship...Helped Team Canada to the gold medal at the World Championship in 2004...Was a +2 in nine games and registered one assist...Played in seven games for Canada in the 2002 World Junior Championship in Czech Republic, recorded two assists and helped Team Canada capture silver medal...Played in all seven games for Team Canada in World Junior Championship in Russia in 2000 and did not score.

CAREER TRANSACTIONS

Selected by **Minnesota** in the second round (33rd overall) of the 2000 NHL Entry Draft.

PERSONAL

Nicholas Andrew Schultz and his wife, Jessica, have a son, Jake, and a daughter, Brooke, and reside in Calgary in the offseason with their West Highland Terrier, Caymus...Nickname is "Hammer"...His brother-in-law, Cory Sarich, plays for the Calgary Flames...Enjoys golfing and fishing in his free time...Lists Tiger Woods as his favorite athlete and the person he'd most like to meet...His favorite part of Minnesota are how friendly the people are...His favorite place to eat in the Twin Cities is the 112 Eatery...Lists "Entourage" as his favorite television show and *Wedding Crashers* as his favorite movie...Calls winning World Championship twice with Team Canada as his most memorable hockey moments...Lists the birth of his two children as his most memorable moments away from the rink...Nickelback is his favorite band and *Galaga* is his favorite video game...Lists his parents as the people who most inspired his hockey career...Says egg whites scrambled are his favorite breakfast and lists steak as his favorite food.



- 32 BACKSTROM
- 25 BELANGER
- 24 BOOGAARD
- 96 BOUCHARD
- 21 BRODZIAK
- 15 BRUNETTE
- 8 BURNS
- 22 CLUTTERBUCK
- 18 GILLIES
- 37 HARDING
- 14 HAVLAT
- 34 HNIDY
- 5 JOHNSON
- 9 KOIVU
- 20 MIETTINEN
- 11 NOLAN
- 67 POULIOT
- 55 SCHULTZ
- 36 SCOTT
- 51 SHEPPARD
- 12 WELLER
- 6 ZANON
- 3 ZIDLICKY



JOHN
SCOTT

36

DEFENSEMAN

Shoots: Left

Ht: 6-8 • Wt: 264

Born: 9/26/82

St. Catharines, Ontario

VS. NHL						
TEAM	GP	G	A	PTS	+/-	PIM
ANA	1	0	0	0	0	0
ATL	—	—	—	—	—	—
BOS	1	0	0	0	0	0
BUF	—	—	—	—	—	—
CGY	2	0	0	0	1	2
CAR	—	—	—	—	—	—
CHI	—	—	—	—	—	—
COL	2	0	0	0	0	5
CBJ	2	0	0	0	-4	0
DAL	2	0	0	0	-1	0
DET	1	0	0	0	0	0
EDM	2	0	0	0	1	5
FLA	—	—	—	—	—	—
LA	—	—	—	—	—	—
MIN	—	—	—	—	—	—
MTL	—	—	—	—	—	—
NSH	1	0	0	0	1	0
NJ	1	0	0	0	-1	0
NYI	1	0	0	0	1	5
NVR	—	—	—	—	—	—
OTT	—	—	—	—	—	—
PHI	1	0	0	0	0	2
PHX	—	—	—	—	—	—
PIT	—	—	—	—	—	—
SJ	1	0	0	0	0	2
STL	1	0	1	1	1	0
TB	—	—	—	—	—	—
TOR	—	—	—	—	—	—
VAN	1	0	0	0	0	0
WSH	—	—	—	—	—	—

NHL CAREER HIGHLIGHTS					
Goals, Game:	None	PIM, Game:	5 – three times	Assist Streak:	1g – 3/15/09
Assists, Game:	1 – at STL, 3/15/09	TOI, Game:	13:36 – at CBJ, 4/11/09	Point Streak:	1g – 3/15/09
Points, Game:	1 – at STL, 3/15/09	Goal Streak:	None	Career Hat Tricks:	None

CAREER HIGHLIGHTS

Made NHL debut vs. DET (1/3/09) and registered first point (assist) at STL (3/15).

2008-09 HIGHLIGHTS

Posted one assist and 21 PIM in 20 games in two separate NHL recalls...Wild went 10-5-5 with Scott in the lineup...Earned three fighting majors...Logged season-high 13:36 TOI at CBJ (4/11)...Skated 12:26 at NYI (3/25)...Picked up first NHL point (assist) at STL (3/15)...Made NHL debut vs. DET (1/5) logging 5:54 in ice-time with three blocked shots...Recorded four points (2-2=4) and 111 PIM in 44 games with Houston (AHL).

2007-08 HIGHLIGHTS

Played in 64 games with Houston collecting three points (3-0=3) and 184 PIM...Added 13 PIM in five playoff contests with the Aeros.

2006-07 HIGHLIGHTS

Competed in his first professional season with Houston...Picked up six points (1-5=6) and 107 PIM in 65 games.

AMATEUR HIGHLIGHTS

Played four seasons at Michigan Tech University (WCHA) totaling 19 points (7-12=19) and 347 PIM in 126 games (2002-06)...Was the tallest player (6-8) in college hockey while with the Huskies...Made some junior hockey contributions for the Chicago Freeze (NAHL) collecting 16 points (4-12=16) in 54 contests in 2001-02.

CAREER TRANSACTIONS

Signed as a free agent by Minnesota on Dec. 31, 2006.

PERSONAL

John Howard Scott and his wife, Danielle, have a dog named Gwen and make their off-season home in Minneapolis...Enjoys biking, boating and being outside...Most memorable hockey moment is his first NHL game, against Detroit...Most memorable moment away from hockey was his wedding day...Puts his right equipment on before his left...Parents inspired his hockey career...Says favorite part of hockey is winning...Enjoys the lakes in Minnesota...Favorite place to eat in the Twin Cities is Kincaid's...Last good book he read was *Playing for Pizza*...Favorite food is pasta...Fan of band The Killers, movie *The Shawshank Redemption* and TV show "Top Chef"...Enjoys playing against Edmonton...Favorite magazine is *GQ*...Favorite non-hockey sport is football...Fan of Toronto Blue Jays ace Roy Halladay...Favorite breakfast food is a skillet...Likes video game *Big Buck Hunter*.

SCOTT'S AMATEUR/INTERNATIONAL CAREER

SEASON	TEAM	LEAGUE	GP	REGULAR SEASON				PIM	PLAYOFFS				
				G	A	PTS			GP	G	A	PTS	PIM
2002-03	Michigan Tech	WCHA	31	1	3	4		64	—	—	—	—	—
2003-04	Michigan Tech	WCHA	35	1	3	4		100	—	—	—	—	—
2004-05	Michigan Tech	WCHA	36	2	3	5		101	—	—	—	—	—
2005-06	Michigan Tech	WCHA	24	3	2	5		87	—	—	—	—	—

SCOTT'S PROFESSIONAL CAREER

SEASON	TEAM	LEAGUE	GP	G	A	PTS	+/-	PIM	PP	SH	GW	S	\$%
2006-07	Houston	AHL	65	1	5	6	-7	107	0	0	0	—	—
2007-08	Houston	AHL	64	3	0	3	3	184	2	0	—	—	—
2008-09	Houston	AHL	75	3	7	10	11	23	0	0	1	70	4.3
	MINNESOTA	NHL	20	0	1	1	-1	21	0	0	0	6	0.0
NHL/WILD TOTALS			20	0	1	1	-1	21	0	0	0	6	0.0

SCOTT'S PROFESSIONAL POSTSEASON CAREER

YEAR	TEAM	LEAGUE	GP	G	A	PTS	+/-	PIM	PP	SH	GW	S	\$%
2007-08	Houston	AHL	5	0	0	0	-1	13	0	0	—	—	—
NHL/WILD TOTALS			—	—	—	—	—	—	—	—	—	—	—



32 BACKSTROM

25 BELANGER

24 BOOGAARD

96 BOUCHARD

21 BRODZIAK

15 BRUNETTE

8 BURNS

22 CLUTTERBUCK

18 GILLIES

37 HARDING

14 HAVLAT

34 HNIDY

5 JOHNSON

9 KOIVU

20 MIETTINEN

11 NOLAN

67 POULIOT

55 SCHULTZ


36 SCOTT

51 SHEPPARD

12 WELLER

6 ZANON

3 ZIDLICKY



JAMES
SHEPPARD

51

CENTER

Shoots: Left

Ht: 6-1 • Wt: 220

Born: 4/25/88

Halifax, Nova Scotia

VS. NHL

TEAM	GP	G	A	PTS	+/-	PIM
ANA	8	1	1	2	2	2
ATL	2	0	0	0	-2	4
BOS	2	0	0	0	0	2
BUF	1	0	0	0	0	0
CGY	14	1	3	4	-2	6
CAR	2	0	0	0	-1	6
CHI	7	0	1	1	-5	2
COL	13	0	3	3	1	4
CBJ	7	0	0	0	-2	0
DAL	8	0	1	1	-3	2
DET	8	0	2	2	1	2
EDM	14	2	5	7	5	15
FLA	2	0	0	0	-3	0
LA	8	0	1	1	-4	2
MIN	—	—	—	—	—	—
MTL	1	0	1	1	0	0
NSH	8	0	4	4	-2	0
NJ	2	0	0	0	-1	2
NVI	3	0	3	3	4	7
NVR	2	0	0	0	0	0
OTT	1	0	2	2	0	2
PHI	2	0	0	0	1	0
PHX	8	3	2	5	4	0
PIT	2	0	0	0	0	5
SJ	8	0	1	1	-2	2
STL	8	0	1	1	-2	0
TB	3	1	1	2	1	4
TOR	1	0	1	1	1	0
VAN	13	0	1	1	-5	7
WSH	2	1	0	1	0	0

CAREER HIGHLIGHTS

Has recorded 43 points (9-34=43) in 160 career NHL games for Minnesota... Set Wild single-season record for games played by a rookie with 78 in 2007-08 (Tied by Clutterbuck in 2008-09)... Has never missed a game due to injury in first two NHL seasons.

2008-09 HIGHLIGHTS

One of two players to appear in all 82 games (Miettinen), totaling 24 points (5-19=24) and 41 PIM... Posted eight points (1-7=8) in season's final 11 games, with Wild going 7-3-1... Tied career-high with two assists vs. NSH (4/10)... Registered three-game point streak (1-2=3, 3/26-3/29) to tie career high... Tallied goal and +2 at CGY (3/28)... Registered assist and career-high +3 at ANA (3/8)... Tied career-high with two assists and points vs. OTT (2/14)... Logged career-high 20:07 of ice time at STL (12/20)... Notched three shots and five hits in 19:16 of ice time at PHX (12/11)... Tallied goal and assist vs. TB (11/28)... Snapped 47-game drought with GWG vs. WSH (11/24)... Collected first point of season (assist) vs. MTL (10/30).

2007-08 HIGHLIGHTS

Compiled 19 points (5-14=19) while skating in Wild rookie record 78 games... Wild went 3-0-1 when Sheppard scored a goal... Made NHL debut vs. EDM (10/10)... Collected first NHL point (assist) at CGY (10/24)... Tallied first NHL goal at EDM (10/25)... Skated 15:28 at COL (11/11)... Notched first career two-point game (two assists) vs. COL (11/18)... Scored first goal in 14 games – and added assist – vs. PHX (11/28)... Tied career-high with two assists at DET (1/10)... Scored first career GWG vs. PHX (1/13)... Collected four points (1-3=4) during three-game point streak (1/10-1/13)... Recorded season-high five shots on goal in 11:32 of ice-time at CHI (2/20)... Played season-high 17:28 at ATL (3/7)... Skated in 76 straight games (10/10-3/26)... Appeared in 77th game vs. COL (3/30) to establish franchise record for games played by rookie (76, Dupuis 2001-02)... Was even or plus in season's final 13 games... Appeared in all six games against Colorado in his first trip to the NHL playoffs collecting an assist and four PIM... Made NHL playoff debut in Game 1 vs. COL (4/9)... Collected first point, an assist, and was +1 in Game 5 vs. COL (4/17).

2006-07 HIGHLIGHTS

Generated 96 points (33-63=96) in 56 games for Cape Breton (QMJHL), despite being sidelined for first 12 games of season with an injury... Racked up 27 points (9-18=27) in final 15 regular season games... Registered 20 points (8-12=20) in 16 playoff contests... Named a 2007 QMJHL Second Team All-Star.

2005-06 HIGHLIGHTS

Tallied 84 points (30-54=84) and 78 PIM for Cape Breton... Ranked second on the team in points (84) and first in assists (54)... Was selected to the QMJHL All-Star Team for the 2005-06 Canadian/Russian Challenge.

NHL CAREER HIGHLIGHTS

Goals, Game:	1 – nine times	PIM, Game:	7 – at NYI, 3/25/09	Assist Streak:	2g – six times
Assists, Game:	2 – four times	TOI, Game:	20:07 – at STL, 12/20/08	Point Streak:	3g – two times
Points, Game:	2 – six times	Goal Streak:	1g – nine times	Career Hat Tricks:	None

SHEPPARD'S AMATEUR/INTERNATIONAL CAREER

SEASON	TEAM	LEAGUE	GP	REGULAR SEASON				PIM	PLAYOFFS				
				G	A	PTS	+/-		GP	G	A	PTS	PIM
2003-04	Dartmouth	NSMHL	61	38	54	92	46	46	—	—	—	—	—
2004-05	Cape Breton	QMJHL	65	14	31	45	40	40	5	1	3	4	2
2005-06	Cape Breton	QMJHL	66	30	54	84	78	78	9	2	5	7	12
2006-07	Cape Breton	QMJHL	56	33	63	96	62	62	16	8	12	20	14

SHEPPARD'S PROFESSIONAL CAREER

SEASON	TEAM	LEAGUE	GP	G	A	PTS	+/-	PIM	PP	SH	GW	S	\$%
2007-08	MINNESOTA	NHL	78	4	15	19	0	29	0	0	1	57	7.0
2008-09	MINNESOTA	NHL	82	5	19	24	-14	41	0	0	1	88	5.7
NHL/WILD TOTALS			160	9	34	43	-14	70	0	0	2	145	6.2

SHEPPARD'S PROFESSIONAL POSTSEASON CAREER

YEAR	TEAM	LEAGUE	GP	G	A	PTS	+/-	PIM	PP	SH	GW	S	\$%
2007-08	MINNESOTA	NHL	6	0	1	1	-1	4	0	0	0	4	0.0
NHL/WILD TOTALS			6	0	1	1	-1	4	0	0	0	4	0.0

2004-05 HIGHLIGHTS

Recorded 45 points (14-31=45) and 40 PIM as a Cape Breton rookie in 2004-05... Ranked No. 9 among North American skaters in NHL Central Scouting Service final rankings.

INTERNATIONAL HIGHLIGHTS

Played for Team Canada at the 2005 Under 18 Junior World Cup.

CAREER TRANSACTIONS

Selected by **Minnesota** in the first round (ninth overall) of the 2006 NHL Entry Draft.

PERSONAL

James Roscoe Sheppard is single and resides in Halifax, Nova Scotia with his dog, Lucy, a collie mini black lab mix... Nicknames are “Shep”, “Jimmy” and “Roscoe”... Favorite hobby is playing guitar... Lists winning the bronze medal with Team Atlantic at U17 championships as his favorite hockey moment... Favorite television show is “Family Guy” and favorite movie is *Tommy Boy*... Lists Usain Bolt as his favorite as his favorite athlete and Chris Farley as the one person he would like to meet... Says Xcel Energy Center is the best part of Minnesota and lists Fogo de Chao as his favorite Twin Cities restaurant... Lists Detroit as his favorite team to play in the NHL... His favorite sport to play outside of hockey is badminton... Lists cheese as his favorite food and cereal as his favorite thing to eat for breakfast... His favorite video game is *Call of Duty*.



32 BACKSTROM

25 BELANGER

24 BOOGAARD

96 BOUCHARD

21 BRODZIAK

15 BRUNETTE

8 BURNS

22 CLUTTERBUCK

18 GILLIES

37 HARDING

14 HAVLAT

34 HNIDY

5 JOHNSON

9 KOIVU

20 MIETTINEN

11 NOLAN

67 POULIOT

55 SCHULTZ

36 SCOTT

51 SHEPPARD

12 WELLER

6 ZANON

3 ZIDLICKY



CRAIG
WELLER

12

RIGHT WING

Shoots: Right
Ht: 6-4 • Wt: 221
Born: 3/17/81
Calgary, Alberta

VS. NHL

TEAM	GP	G	A	PTS	+/-	PIM
ANA	9	1	1	2	-5	7
ATL	1	0	0	0	0	0
BOS	2	0	0	0	0	0
BUF	2	0	1	1	1	0
CGY	9	0	2	2	1	2
CAR	-	-	-	-	-	-
CHI	4	1	0	1	0	6
COL	5	0	0	0	0	14
CBJ	7	0	0	0	-8	17
DAL	7	0	1	1	-11	11
DET	3	0	0	0	0	0
EDM	7	0	0	0	-3	7
FLA	1	0	0	0	1	0
LA	8	0	1	1	1	4
MIN	3	0	0	0	-1	0
MTL	2	0	0	0	-1	2
NSH	6	1	2	3	3	22
NJ	-	-	-	-	-	-
NYI	-	-	-	-	-	-
NVR	-	-	-	-	-	-
OTT	1	1	0	1	1	0
PHI	1	0	0	0	0	2
PHX	1	0	0	0	-1	0
PIT	-	-	-	-	-	-
SJ	7	0	1	1	0	9
STL	2	0	1	1	0	5
TB	1	0	0	0	0	0
TOR	1	0	0	0	1	15
VAN	5	0	0	0	1	14
WSH	-	-	-	-	-	-

CAREER HIGHLIGHTS

Has appeared in 95 career NHL games with Phoenix and Minnesota, posting 14 points (4-10=14)...Played six games with the University of Minnesota-Duluth before playing for Kootenay (WHL) during the 2000-01 season.

2008-09 HIGHLIGHTS

Skated in his first season with Wild, tallying three points (1-2=3), 47 PIM and seven major penalties in 36 games...Wild went 16-15-5 with Weller in lineup...Recorded assist at CGY (3/28) for first point in 21 games...Collected game-high five hits at BOS (1/6)...Notched first goal of season and collected 10 PIM at NSH (11/29)...Skated season-high 11:26 at VAN (11/8)...Recorded first point (assist) with Wild vs. BUF (10/23)...Missed 13 games with a head injury (1/15-2/19).

2007-08 HIGHLIGHTS

Made NHL debut vs. STL (10/4) and recorded an assist for first NHL point...Recorded first career NHL goal (GWG) at ANA (10/25)...Registered five shots on goal vs. ANA (11/3)...Set a career high with 15 PIM vs. TOR (11/24)...Played a career-high 15:14 in TOI vs. LA (12/5)...Notched goal vs. CHI (1/3) and tallied a goal vs. OTT (3/8)...Recorded three assists in four-game stretch (2/10-2/16).

2006-07 HIGHLIGHTS

Served as team captain in Hartford (AHL), appearing in 56 games and collecting 17 points (11-6=17)...Ranked sixth on the team with 96 PIM and played in four playoff games.

2005-06 HIGHLIGHTS

Skated in 80 games for Hartford tallying 34 points (12-22=34)...Established professional career highs in games played (80), goals (12), assists (22) and points (34)...Ranked third on the team with 152 PIM...Posted his first four-point contest as a professional with four assists vs. Syracuse (1/12)...Named the second captain in Wolf Pack History...Appeared in 13 playoff games collecting five points (2-3=5) and 44 PIM.

2004-05 HIGHLIGHTS

Played in 76 games for Hartford collecting 19 points (10-9=19) and 182 PIM...Registered an assist and six PIM in six postseason games.

2003-04 HIGHLIGHTS

Appeared in 68 games for Hartford tallying 14 points (5-9=14) and 86 PIM...Tied for fourth in points among Wolf Pack defensemen...Played in 16 playoff games scoring four points (2-2=4) and collecting 30 PIM.

2002-03 HIGHLIGHTS

Made his AHL debut skating in 13 games with Hartford including two playoff contests...Played in 48 games for Charlotte (ECHL) collecting 14 points (3-11=14) and 84 PIM.

2001-02 HIGHLIGHTS

Appeared in 69 games with Kootenay (WHL), registering 18 points (5-13=18) and 127 PIM...Had ten points (3-7=10) and 27 PIM in 22 playoff games...Helped lead Kootenay to the Memorial Cup Championship.

2000-01 HIGHLIGHTS

Had one assist in six games with the University of Minnesota-Duluth (WCHA)...Had six points in 30 games with Kootenay...Collected two points (0-2=2) and 26 PIM in 11 playoff games.

NHL CAREER HIGHLIGHTS

Goals, Game:	1 – four times	PIM, Game:	15 – vs. TOR, 11/24/07	Assist Streak:	2g – 2/14-2/16/08
Assists, Game:	1 – 10 times	TOI, Game:	15:14 – vs. LA, 12/5/07	Point Streak:	2g – 2/14-2/16/08
Points, Game:	1 – 14 times	Goal Streak:	1g – four times	Career Hat Tricks:	None

WELLER'S AMATEUR/INTERNATIONAL CAREER

SEASON	TEAM	LEAGUE	GP	REGULAR SEASON					PIM	PLAYOFFS				
				G	A	PTS				GP	G	A	PTS	PIM
1997-98	Calgary	AMHL	33	2	10	12		65		3	0	1	1	2
1998-99	Calgary	AJHL	49	4	14	18		80		13	0	1	1	10
1999-00	Calgary	AJHL	53	3	14	17		100		4	0	0	0	4
2000-01	Minn.-Duluth	NCAA	6	0	1	1		0		-	-	-	-	-
	Kootenay	WHL	30	1	5	6		40		11	0	2	2	26
2001-02	Kootenay	WHL	69	5	13	18		127		22	3	7	10	27
	Kootenay	MemCup	-	-	-	-		-		4	0	1	1	11

WELLER'S PROFESSIONAL CAREER

SEASON	TEAM	LEAGUE	GP	G	A	PTS	+/-	PIM	PP	SH	GW	S	S%
2002-03	Hartford	AHL	11	0	0	0	1	8	0	0	0	10	0.0
	Charlotte	ECHL	48	3	11	14	7	84	2	0	0	91	3.3
2003-04	Hartford	AHL	68	5	9	14	10	86	1	1	0	-	-
2004-05	Hartford	AHL	76	10	9	19	7	182	4	0	4	-	-
2005-06	Hartford	AHL	80	12	21	33	3	152	1	1	2	-	-
2006-07	Hartford	AHL	56	11	6	17	-4	96	0	1	1	-	-
2007-08	PHOENIX	NHL	59	3	8	11	-7	80	0	0	1	72	4.2
2008-09	MINNESOTA	NHL	36	1	2	3	-3	47	1	0	0	27	3.7
WILD TOTALS			36	1	2	3	-3	47	1	0	0	27	3.7
NHL TOTALS			95	4	10	14	-10	127	1	0	1	99	4.0

WELLER'S PROFESSIONAL POSTSEASON CAREER

YEAR	TEAM	LEAGUE	GP	G	A	PTS	+/-	PIM	PP	SH	GW	S	S%
2002-03	Hartford	AHL	2	0	0	0	-2	0	0	0	0	2	0.0
2003-04	Hartford	AHL	16	2	2	4	3	30	1	0	1	-	-
2004-05	Hartford	AHL	6	0	1	1	1	6	0	0	0	-	-
2005-06	Hartford	AHL	13	2	3	5	-3	44	1	0	0	-	-
2006-07	Hartford	AHL	4	0	0	0	-1	4	0	0	0	-	-
NHL TOTALS													

NO NHL POSTSEASON EXPERIENCE

CAREER TRANSACTIONS

Signed by Minnesota as a free agent, July 1, 2008; Signed by Phoenix as a free agent, July 19, 2007; Signed by N.Y. Rangers as a free agent, July 11, 2002; Originally selected by St. Louis in the fifth round (167th overall) of the 2000 Entry Draft.

PERSONAL

Craig James Weller and his wife, Jen, reside in Calgary in the offseason with their cat, Roxy...Nickname is "Wellsy"...Favorite hobbies include playing guitar, fishing, golfing, archery and home improvements...Lists winning the Memorial Cup as his most memorable hockey moment and getting married as his most memorable moment away from the rink...His father-in-law, Bill Oleschuk, was a NHL goalie...Says his grandfather is the one person he would most like to meet...Lists "The Office" and "How It's Made" as his favorite television shows and *The Shawshank Redemption* as his favorite movie...Favorite food is steak and likes to eat bacon and eggs for breakfast...Lists biking as his favorite sport to do and watching UFC as his favorite sport to watch...Favorite magazine is *Traditional Bowhunter* and favorite musicians are Brad Paisley, Coldplay and Kings of Leon.



32 BACKSTROM

25 BELANGER

24 BOOGAARD

96 BOUCHARD

21 BRODZIAK

15 BRUNETTE

8 BURNS

22 CLUTTERBUCK

18 GILLIES

37 HARDING

14 HAVLAT

34 HNIDY

5 JOHNSON

9 KOIVU

20 MIETTINEN

11 NOLAN

67 POULIOT

55 SCHULTZ

36 SCOTT

51 SHEPPARD

12 WELLER

6 ZANON

3 ZIDLICKY



GREG
ZANON

6

DEFENSEMAN

Shoots: Right
Ht: 5-11 • Wt: 198
Born: 6/5/80
Burnaby, B.C.

VS. NHL						
TEAM	GP	G	A	PTS	+/-	PIM
ANA	20	1	10	11	-7	27
ATL	2	0	3	3	0	2
BOS	5	1	1	2	-1	0
BUF	4	0	3	3	-3	4
CGY	21	1	5	6	-2	10
CAR	4	0	2	2	4	10
CHI	30	4	11	15	0	30
COL	21	4	11	15	-1	20
CBJ	32	6	24	30	6	35
DAL	19	3	4	7	-7	18
DET	30	1	14	15	-11	36
EDM	21	0	7	7	10	28
FLA	3	0	1	1	-3	2
LA	20	2	9	11	-10	22
MIN	14	2	5	7	-2	12
MTL	4	0	1	1	-3	0
NSH	4	1	1	2	0	6
NJ	4	0	1	1	-1	4
NYI	5	1	3	4	5	4
NVR	5	1	3	4	3	4
OTT	4	0	1	1	2	2
PHI	4	0	1	1	0	2
PHX	18	5	7	12	2	8
PIT	5	1	3	4	1	10
SJ	20	3	12	15	-2	8
STL	30	2	16	18	-1	35
TB	4	0	3	3	6	2
TOR	4	0	1	1	1	4
VAN	22	4	6	10	-4	22
WSH	4	4	1	5	1	8

CAREER HIGHLIGHTS

Has appeared in 230 games with Nashville, registering 26 points (7-19=26), along with 100 PIM...Has ranked in the top 10 of NHL players in blocked shots in each of the last three seasons.

2008-09 HIGHLIGHTS

Skated in all 82 games for Nashville, recording a career-high 11 points (4-7=11)... Also notched career highs in goals, assists, games played, PIM (38), shots (54), shooting percentage (7.4%), TOI (20:51) and blocked shots (237)...Ranked third in the NHL with 237 blocked shots...Netted a career game-high two points (1-1=2) vs. PIT (1/8)... Notched a career game-high TOI (25:47) vs. ANA (3/24)... Scored his first career GWG vs. SJ (3/26)...Recorded a point in consecutive games twice (1-1=2, 12/26-12/28; 2-1=3, 1/8-1/10).

2007-08 HIGHLIGHTS

Led the Predators and ranked seventh in the NHL with 176 blocked shots...Ranked second on the team with a career-high 160 hits...One of just three NHLers (along with Montreal's Mike Komisarek and Phoenix's Keith Ballard) to finish the season with at least 160 hits and 160 blocked shots...Led his team and ranked 13th in the league in average shorthanded TOI (4:11)...Had the fewest PIM of any Nashville skater who played at least 60 games (24)...Appeared in all six of the team's playoff games...Notched assists in two of Nashville's first three games vs. DET...Paced the club in plus/minus rating (+2) and tied for the club lead in blocked shots (12)... Led Nashville defensemen in short-handed TOI/game (3:40).

2006-07 HIGHLIGHTS

Led the Predators and ranked eighth in the NHL with 189 blocked shots... Ranked third on the team in hits (91)...Ranked second on the team in shorthanded TOI/game (4:09)...Assisted on the OT, GWG vs. ANA (1/9)...Appeared in two games with Milwaukee (AHL) on a conditioning assignment (11/9-11/11) and posted two assists...Missed 10 games due to injury...Made his NHL playoff debut vs. SJ (4/11)...Appeared in all five of Nashville's playoff games...Led Nashville penalty-killers in shorthanded TOI per game (6:40)...Tied for third on the club with two assists.

2005-06 HIGHLIGHTS

Totaled two points (0-2=2) in four NHL games...Played his first NHL game vs. MIN (12/1) and registered his first career NHL point with an assist in the game...Recorded 35 points (8-27=35) in 71 games with Milwaukee (AHL)...Led the Admirals with a +17 rating in the regular season...Notched eight points (1-7=8) in 21 playoff games... Captained Milwaukee to the Calder Cup Finals... Tied for the team lead and tied for fifth in the AHL with a +11 rating in the playoffs.

2004-05 HIGHLIGHTS

One of three players to play in all 80 games for Milwaukee...Ranked second on Milwaukee and led AHL rookies with a +30 rating...Tallied 19 points (2-17=19)...Led the AHL with a +10 rating in the playoffs...Won the 2004 Calder Cup Championship.

AMATEUR

Played four seasons (1999-2003) for the University of Nebraska-Omaha (CCHA)... Was named a CCHA Second-Team All-Star in 2002 and a NCAA West Second-Team All-American in 2001 and 2002... Was named a CCHA First-Team All-Star in 2001 and named the CCHA's Best Offensive Defenseman in 2000-01... Played three seasons (1996-99) in the BCHL before going to college.

CAREER TRANSACTIONS

Signed by Minnesota as a free agent, July 1, 2009; Signed by Nashville as a free agent, July 9, 2004; Selected by Ottawa in the sixth round (156th overall) of the 2000 NHL Entry Draft.

NHL CAREER HIGHLIGHTS

Goals, Game:	1 – seven times	PIM, Game:	6 – vs. MIN, 12/1/05	Assist Streak:	2g – two times
Assists, Game:	1 – 19 times	TOI, Game:	25:47 – vs. ANA, 3/24/09	Point Streak:	2g – two times
Points, Game:	2 – vs. PIT, 1/8/09	Goal Streak:	1g – seven times	Career Hat Tricks:	None

ZANON'S AMATEUR/INTERNATIONAL CAREER

SEASON	TEAM	LEAGUE	GP	REGULAR SEASON				PIM	PLAYOFFS				
				G	A	PTS			GP	G	A	PTS	PIM
1995-96	Burnaby	BCAHL	49	16	27	43	142		–	–	–	–	–
1996-97	Victoria	BCHL	53	4	13	17	124		–	–	–	–	–
1997-98	Victoria	BCHL	49	11	21	32	108		7	0	2	2	10
1998-99	South Surrey	BCHL	59	17	54	71	154		–	–	–	–	–
1999-00	Nebraska-Omaha	CCHA	42	3	26	29	56		–	–	–	–	–
2000-01	Nebraska-Omaha	CCHA	39	12	16	28	64		–	–	–	–	–
2001-02	Nebraska-Omaha	CCHA	41	9	16	25	54		–	–	–	–	–
2002-03	Nebraska-Omaha	CCHA	32	6	19	25	44		–	–	–	–	–

ZANON'S PROFESSIONAL CAREER


SEASON	TEAM	LEAGUE	GP	G	A	PTS	+/-	PIM	PP	SH	GW	S	S%
2003-04	Milwaukee	AHL	62	4	12	16	30	59	0	0	0	–	–
2004-05	Milwaukee	AHL	80	2	17	19	4	59	0	0	0	–	–
2005-06	NASHVILLE	NHL	4	0	2	2	0	6	0	0	0	3	0.0
	Milwaukee	AHL	71	8	27	35	17	55	0	0	0	–	–
2006-07	NASHVILLE	NHL	66	3	5	8	16	32	0	0	0	43	7.0
	Milwaukee	AHL	2	0	2	2	1	0	0	0	0	–	–
2007-08	NASHVILLE	NHL	78	0	5	5	-5	24	0	0	0	38	0.0
2008-09	NASHVILLE	NHL	82	4	7	11	8	38	0	0	1	54	7.4
NHL TOTALS			230	7	19	26	19	100	0	0	1	138	5.1

ZANON'S PROFESSIONAL POSTSEASON CAREER

YEAR	TEAM	LEAGUE	GP	G	A	PTS	+/-	PIM	PP	SH	GW	S	S%
2003-04	Milwaukee	AHL	22	2	6	8	10	31	1	0	1	–	–
2004-05	Milwaukee	AHL	7	0	1	1	0	10	0	0	0	–	–
2005-06	Milwaukee	AHL	21	1	7	8	11	24	0	0	0	–	–
2006-07	NASHVILLE	NHL	5	0	2	2	-2	2	0	0	0	7	0.0
2007-08	NASHVILLE	NHL	6	0	2	2	2	4	0	0	0	1	0.0
NHL TOTALS			11	0	4	4	0	6	0	0	0	8	0.0

PERSONAL

Gregory Mark Zanon and his wife, Jennifer, have two daughters, Rylenn and Alayna and make their off-season home in Langley, B.C. with their black lab/border collie, Chasi...Nicknamed "Z"...Enjoys golfing, time at his lake home and time with his family...Most memorable hockey moments are winning the AHL's Calder Cup with Milwaukee, and making his NHL debut... Most memorable non-hockey moments were the birth of his children...His parents inspired his hockey career...Lists Will Ferrell as person he'd most like to meet...Enjoys Minnesota's cold winters...Last good book he read was *Hand on the Wheel* by Dr. Seuss...Enjoys sushi...Fan of country music... Favorite movie is *Old School* and lists "Seinfeld" as favorite TV show...Favorite team to play against is Vancouver...Reads "Men's Health"...Enjoys baseball and is a fan of Twins star Justin Morneau...Likes poached eggs for breakfast...Favorite video game is *Call of Duty, Modern Warfare*...Is active in March of Dimes, Teammates for Kids and Pucks Program in his native B.C.



32 BACKSTROM

25 BELANGER

24 BOOGAARD

96 BOUCHARD

21 BRODZIAK

15 BRUNETTE

8 BURNS

22 CLUTTERBUCK

18 GILLIES

37 HARDING

14 HAVLAT

34 HNIDY

5 JOHNSON

9 KOIVU

20 MIETTINEN

11 NOLAN

67 POULIOT

55 SCHULTZ


36 SCOTT

51 SHEPPARD

12 WELLER

6 ZANON

3 ZIDLICKY



MAREK
ZIDLICKY
(zihd-LIH-kee, MAIR-ehk)

3

DEFENSEMAN

Shoots: Right
Ht: 5-11 • Wt: 186
Born: 2/3/77
Most, Czech Republic

VS. NHL

TEAM	GP	G	A	PTS	+/-	PIM
ANA	20	1	10	11	-7	27
ATL	2	0	3	3	0	2
BOS	5	1	1	2	-1	0
BUF	4	0	3	3	-3	4
CGY	21	1	5	6	-2	10
CAR	4	0	2	2	4	10
CHI	30	4	11	15	0	30
COL	21	4	11	15	-1	20
CBJ	32	6	24	30	6	35
DAL	19	3	4	7	-7	18
DET	30	1	14	15	-11	36
EDM	21	0	7	7	10	28
FLA	3	0	1	1	-3	2
LA	20	2	9	11	-10	22
MIN	14	2	5	7	-2	12
MTL	4	0	1	1	-3	0
NSH	4	1	1	2	0	6
NJ	4	0	1	1	-1	4
NYI	5	1	3	4	5	4
NYR	5	1	3	4	3	4
OTT	4	0	1	1	2	2
PHI	4	0	1	1	0	2
PHX	18	5	7	12	2	8
PIT	5	1	3	4	1	10
SJ	20	3	12	15	-2	8
STL	30	2	16	18	-1	35
TB	4	0	3	3	6	2
TOR	4	0	1	1	1	4
VAN	22	4	6	10	-4	22
WSH	4	4	1	5	1	8

NHL CAREER HIGHLIGHTS

Goals, Game:	2 – five times	PIM, Game:	7 – two times	Assist Streak:	6g – 3/1-3/11/04
Assists, Game:	5 – vs. SJ, 2/18/04	TOI, Game:	31:38 – vs. VAN, 3/31/09	Point Streak:	6g – two times
Points, Game:	5 – vs. SJ, 2/18/04	Goal Streak:	2g – seven times	Career Hat Tricks:	None

CAREER HIGHLIGHTS

Has 217 points (47-170=217) and 375 PIM in 383 NHL games over five seasons with Nashville and Minnesota...Since entering NHL in 2003, ranks tied for 23rd amongst defensemen in goals, tied for 14th in points and 11th with 35 PPG...Has tallied 39 career multi-point games.

2008-09 HIGHLIGHTS

Skated in 76 games, totaling 42 points (12-30=42)...Set new franchise records for a defenseman with 10 PPG and 25 power-play points (10-15=25) in a season...Ranked fourth on Wild roster with 74 hits...Point total was one off team record for blueliners...Wild was 16-2-1 when Zidlicky skated to +1 or better...Led team with three shootout deciding goals...Was first Wild D-man with two, two-PPG games in one season...First Wild D-man with pair of three-point games in single season (later joined by Marc-Andre Bergeron)...Recorded three assists at NYI (3/25)...Notched assist vs. TOR (1/27) for 200th NHL point...Had three-game point streak (3-3=6, 1/19-1/27)...Posted two goals to tie career high, and added assist at CHI (1/19)...Notched two points in back-to-back games (1-3=4, 1/10-1/13)...Recorded shootout-deciding goal vs. CBJ (11/15) and at PIT (11/18)...Collected three power-play points (2-1=3) including GWG vs. PHX (11/13)...Missed first four games of season with a lower body injury (10/11-10/18), missed one game due to illness (12/31), missed one game with lower body injury (3/22).

2007-08 HIGHLIGHTS

Led Nashville defensemen in points (43) and assists (38)...Paced the club in power-play points (25) and power-play assists (21)...Ranked second on the club in average TOI (20:49) and third in assists and blocked shots (84)...Led the Predators in power-play TOI/game (4:22)...Registered two of the club's season-high four three-assist games (2/27 at BUF and 12/27 vs. CBJ)...Appeared in his 300th career NHL game vs. WSH (3/18)...Tied for the club lead in playoff assists (three) while appearing in all six of the club's Western Conference Quarterfinal series games vs. DET...Also tied for the team lead in blocked shots (12)...Paced the club in average power-play TOI (3:11)...Tallied one of Nashville's three playoff multi-assist games with two in a Game 3 victory.

2006-07 HIGHLIGHTS

Ranked second among Nashville defensemen in assists (26)...Posted five multi-point games, including three three-point games...Notched his 100th NHL assist at SJ (2/28)...Skated in his 200th NHL game at PHX (2/1)...Missed two games due to injury...Tallied two assists in Game 2 of the Western Conference Quarterfinal vs. SJ (4/13).

2005-06 HIGHLIGHTS

Ranked second among club defensemen and tied for 14th in the NHL in scoring by defensemen (12-37=49)...Established career highs in PPGs (10) and tied his career high with 82 PIM...Tied for third on the team in assists (37) and ranked third in average TOI (20:03)...Notched his 100th career NHL point (assist) at DET (3/21)...Missed 15 games due to injury.

2004-05 HIGHLIGHTS

Led HIFK (Finland) defensemen and ranked fourth in team scoring (11-20=31).

2003-04 HIGHLIGHTS

Appeared in all 82 games for the Predators in his first NHL season...Finished sixth in the NHL in power-play points...Ranked among league defensemen: second in power-play points, tied for third in PPGs, ranked fourth in assists, tied for fourth in points and tied for eighth in goals...Notched a team season-high six-game assist streak (3/1-11)...Set a franchise single-game record for points and assists when he posted the club's first five-assist game vs. SJ (2/18)...Registered points (2-5=7) in his first six NHL games (10/9-23), including his first NHL goal vs. DAL (10/11) and an assist in his NHL debut vs. ANA (10/9)...Suffered a concussion in Game 1 (4/7) of the Predators' Western Conference Quarterfinal series vs. DET and missed the next five games.

2002-03 HIGHLIGHTS

Led defensemen and tied for fifth overall in the Finnish Elite League in scoring with 47 points (10-37=47)...Led HIFK Helsinki in assists, tied for the team lead in scoring and finished second on the team with 79 PIM.

2001-02 HIGHLIGHTS

Tied for second among Finnish league defensemen in scoring (11-29=40) and led HIFK Helsinki in scoring and assists...Played in all 56 games for HIFK Helsinki.

2000-01 HIGHLIGHTS

Led Finnish league defensemen in scoring (12-25=37)...Led HIFK Helsinki and ranked fourth in the league with 146 PIM...Tied for second on his team with 37 points and ranked third with 25 assists.

1998-99 HIGHLIGHTS

Led HC Kladno in PIM (94) and led team defensemen in scoring (10-12=22).

INTERNATIONAL HIGHLIGHTS

Played for the Czech Republic at the 2008 World Championship and ranked second among team blue-

ZIDLICKY'S AMATEUR/INTERNATIONAL CAREER

SEASON	TEAM	LEAGUE	GP	REGULAR SEASON				PIM	PLAYOFFS			
				G	A	PTS			GP	G	A	PTS
1994-95	HC Kladno	CzRep	30	2	2	4	38		11	1	1	2
1994-95	Czech Republic	WJC	7	0	2	2	31		—	—	—	—
1995-96	HC Poldi Kladno	CzRep	37	4	5	9	74		7	1	1	2
1996-97	HC Poldi Kladno	CzRep	49	5	16	21	60		2	0	0	0
	Czech Republic	WJC	7	0	5	5	12		—	—	—	—
1997-98	Kladno	CzRep	51	2	13	15	121		—	—	—	—
1998-99	Kladno	CzRep	50	10	12	22	94		—	—	—	—
1999-00	HIFK Helsinki	Finland	47	4	16	20	66		9	3	2	5
	HIFK Helsinki	EuroHL	4	2	2	4	10		1	0	0	0
2000-01	HIFK Helsinki	Finland	51	12	25	37	146		5	0	1	1
2001-02	HIFK Helsinki	Finland	56	11	29	40	107		—	—	—	—
2002-03	HIFK Helsinki	Finland	54	10	37	47	79		4	0	0	0
2004-05	HIFK Helsinki	Finland	49	11	20	31	91		5	0	3	3
	Czech Republic	WorldCup	5	3	1	4	2		5	0	3	3
	Czech Republic	Worlds	9	1	3	4	18		—	—	—	—
2005-06	Czech Republic	Olympics	7	4	1	5	16		—	—	—	—
2006-07	Czech Republic	Worlds	7	1	5	6	6		—	—	—	—
2007-08	Czech Republic	Worlds	7	1	4	5	6		—	—	—	—

ZIDLICKY'S PROFESSIONAL CAREER

SEASON	TEAM	LEAGUE	GP	G	A	PTS	+/-	PIM	PP	SH	GW	S	\$%
2003-04	NASHVILLE	NHL	82	14	39	53	-16	82	9	0	4	143	9.8
2005-06	NASHVILLE	NHL	67	12	37	49	8	82	10	0	1	113	10.6
2006-07	NASHVILLE	NHL	79	4	26	30	8	72	2	0	1	114	3.5
2007-08	NASHVILLE	NHL	79	5	38	43	-5	63	4	0	0	122	4.1
2008-09	MINNESOTA	NHL	76	12	30	42	-12	76	10	0	3	147	8.2
WILD TOTALS			76	12	30	42	-12	76	10	0	3	147	8.2
NHL TOTALS			383	47	170	217	-17	375	35	0	9	639	7.4

ZIDLICKY'S PROFESSIONAL POSTSEASON CAREER

YEAR	TEAM	LEAGUE	GP	G	A	PTS	+/-	PIM	PP	SH	GW	S	\$%
2003-04	NASHVILLE	NHL	1	0	0	0	0	0	0	0	0	0	0.0
2005-06	NASHVILLE	NHL	2	0	1	1	0	2	0	0	0	7	0.0
2006-07	NASHVILLE	NHL	5	0	2	2	-1	4	0	0	0	8	0.0
2007-08	NASHVILLE	NHL	6	0	3	3	-2	8	0	0	0	11	0.0
NHL TOTALS			14	0	0	6	-3	14	0	0	0	26	0.0

liners in points (1-4=5) and assists (4)...Led Czech defensemen in scoring (1-5=6) at the 2007 World Championship and was voted as one of the Czech Republic's top three players in the event by tournament coaches...Captured a bronze medal with the Czech Republic at the 2006 Winter Olympics and led all defensemen in the tournament with four goals...Captured a gold medal with the Czech Republic at the 2005 World Championship and was selected to the tournament All-Star Team...Tied for the tournament lead with a +8...Represented the Czech Republic at the 2004 World Cup of Hockey and tied for second among tournament defensemen in scoring (3-1=4)...Scored goals in three straight (9/1-9/7/04) for the Czechs, tying for the team lead in goals...Represented the Czech Republic at both the 1995 and 1996 World Junior Championship.

CAREER TRANSACTIONS

Acquired by Minnesota from Nashville in exchange for Ryan Jones and a 2009 second round pick (Charles-Olivier Roussel); Acquired by Nashville with Rem Murray and Tomas Kloucek from N.Y. Rangers in exchange for Mike Dunham, Dec. 12, 2002; Originally selected by N.Y. Rangers in the sixth round (176th overall) of the 2001 NHL Entry Draft.

PERSONAL

Marek Zidlicky and his wife, Karina, have a son, Adam, and reside in Prague, Czech Republic during the offseason...Nickname is "Z"...Hobbies include riding his motorcycle and fishing...Most memorable hockey moment is winning gold medal at 2005 World Championships in Austria...Lists Lance Armstrong as the one person he would most like to meet...Says his favorite part of Minnesota are the lakes and favorite place to eat in the Twin Cities is at his home...Lists Slipknot and Disturbed as his favorite bands...Enjoys eating eggs for breakfast and favorite food is chicken...Lists his favorite part of hockey is winning and Detroit as his favorite team to play.



32 BACKSTROM

25 BELANGER

24 BOOGAARD

96 BOUCHARD

21 BRODZIAK

15 BRUNETTE

8 BURNS

22 CLUTTERBUCK

18 GILLIES

37 HARDING

14 HAVLAT

34 HNIDY

5 JOHNSON

9 KOIVU

20 MIETTINEN

11 NOLAN

67 POULIOT

55 SCHULTZ

36 SCOTT

51 SHEPPARD


12 WELLER

6 ZANON

3 ZIDLICKY



IN THE SYSTEM



CODY ALMOND

CENTER


Shoots: Left Height: 6-2 Weight: 215

Born: July 24, 1989; Calgary, Alberta

Acquired: Selected in the fifth round (140th overall) of the 2007 NHL Entry Draft.

2008-09: Helped Kelowna to capture the WHL Championship...Tied for second on the team with 33 goals...Tallied a career-high 66 points (33-33=66) in 70 games...Led the club with a +18 rating in 22 playoff games...Ranked second on the club with 27 playoff points (10-17=27)...**2007-08:** Played 69 games tallying 56 points (22-34=56) and 114 PIM in his third season with Kelowna...**2006-07:** Finished 14th on the WHL rookie scoring chart with 43 points (15-28=43)...**2005-06:** Notched three points (2-1=3) in 23 contests for Kelowna...**2004-05:** Racked up 43 points (28-15=43) and 108 PIM in 30 games for Calgary (SAMHL).

SEASON	CLUB	LEAGUE	REGULAR SEASON				PIM	PLAYOFFS			
			GP	G	A	PTS		GP	G	A	PTS
2004-05	Calgary	SAMHL	30	28	15	43	108	—	—	—	—
2005-06	Kelowna	WHL	23	2	1	3	7	8	0	0	0
2006-07	Kelowna	WHL	68	15	28	43	72	—	—	—	—
2007-08	Kelowna	WHL	69	22	34	56	114	7	1	2	3
2008-09	Kelowna	WHL	70	33	33	66	105	22	10	17	27



BARRY BRUST

GOALTENDER

Catches: Left Height: 6-2 Weight: 233


Born: August 8, 1983; Swan River, Manitoba

Acquired: Signed as a free agent, July 6, 2008

2008-09: Led Houston with a .912 SV% and tied for the team lead with a 2.52 GAA...Recorded a 9-9-3 record in 28 games...Represented the Canadian All-Stars in the 2009 AHL All-Star Game, making 12 saves...**2007-08:** Awarded the Harry "Hap" Holmes Award with fellow goaltender Nolan Schaefer for having the fewest goals against in the AHL...Finished sixth in AHL in GAA, seventh in SV% and 12th in wins...Awarded Rbk/AHL Player of the Week honors (3/3-3/9)...Earned AHL Goaltender of the Month for April in which he had a 948 SV% and a 1.22 GAA...Had a shutout streak of 190:26 (2/23-3/4), three minutes shy of the Aeros' franchise record...**2006-07:** Made NHL debut in relief vs. PHX (11/30)...Blocked 34 of 36 shots vs. SJ for his first NHL win (12/14)...**AMATEUR:** Named WHL Goaltender of the Year in 2001-02 after setting Chiefs franchise records with a 2.58 GAA and a .912 SV%...Named to the WHL West First Team All-Star squad in 2002...Originally selected by Minnesota in the third round (73rd overall) of the 2002 NHL Entry Draft.

SEASON	CLUB	LEAGUE	REGULAR SEASON					SO	PLAYOFFS				
			GP	W	L	OT	GAA		GP	W	L	GAA	SO
2000-01	Spokane	WHL	16	4	6	1	3.24	0	—	—	—	—	—
2001-02	Spokane	WHL	60	28	21	10	2.58	1	11	6	5	2.04	0
2002-03	Spokane	WHL	59	22	31	4	3.44	0	11	4	7	3.07	0
2003-04	Spokane	WHL	27	10	13	2	2.99	0	—	—	—	—	—
	Calgary	WHL	25	12	8	3	2.24	2	7	3	4	1.97	2
2004-05	Reading	ECHL	42	27	9	4	1.96	4	8	4	4	1.74	2
2005-06	Manchester	AHL	35	19	14	1	2.71	3	5	2	2	3.66	1
	Reading	ECHL	6	3	3	0	3.00	0	—	—	—	—	—
2006-07	LOS ANGELES	NHL	11	2	4	1	3.70	0	—	—	—	—	—
	Manchester	AHL	18	9	7	0	2.40	2	5	2	1	1.81	0
2007-08	Houston	AHL	43	24	16	3	2.27	4	3	1	2	1.78	1
2008-09	Houston	AHL	28	9	9	3	2.52	0	—	—	—	—	—

IN THE SYSTEM



JON DiSALVATORE

RIGHT WING

Shoots: Right Height: 6-0 Weight: 198

Born: March 30, 1981; Bangor, Maine

Acquired: Signed as a free agent, July 17, 2009

2008-09: Led Lowell with 33 assists and 53 points (20-33=53)...Tied for the team lead in games played (76)...Named the Reebok/AHL Player of the Week (11/23)...**2007-08:** Ranked third on San Antonio with 22 goals...**2006-07:** Tied for second on Peoria with 60 points (21-39=60) in 76 games...Tallied a career-high 50 PIM...**2005-06:** Registered two shots and 10:23 of ice time in his NHL debut with St. Louis at WSH (1/19)...Led Peoria with a career-high 67 points (22-45=67) in 72 games...**2004-05:** Tallied 45 points (22-23=45) and 42 PIM in 79 games for Worcester...**2003-04:** Notched 46 points (22-24=46) in 74 games for Cleveland during his first professional season...**1999-03:** Played four years at Providence College (HE), totaling 142 points (59-83=142) in 148 games...Presented the 2001-02 Hockey East Sportsmanship Award.

SEASON	CLUB	LEAGUE	REGULAR SEASON				PIM	PLAYOFFS			
			GP	G	A	PTS		GP	G	A	PTS
1999-00	Providence	HE	38	15	12	27	12	—	—	—	—
2000-01	Providence	HE	36	9	16	25	29	—	—	—	—
2001-02	Providence	HE	38	16	26	42	6	—	—	—	—
2002-03	Providence	HE	36	19	29	48	12	—	—	—	—
2003-04	Cleveland	AHL	74	22	24	46	30	8	1	1	2
2004-05	Worcester	AHL	79	22	23	45	42	—	—	—	—
2005-06	ST. LOUIS	NHL	5	0	0	0	2	—	—	—	—
	Peoria	AHL	72	22	45	67	42	4	0	0	0
2006-07	Peoria	AHL	76	21	39	60	50	—	—	—	—
2007-08	San Antonio	AHL	66	22	24	46	46	7	2	1	3
2008-09	Lowell	AHL	76	20	33	53	32	—	—	—	—

WADE DUBIELEWICZ

GOALTENDER


Catches: Left Height: 5-10 Weight: 192

Born: January 30, 1979; Invermere, Saskatchewan

Acquired: Signed as a free agent, July 17, 2009

2008-09: Played three games with Columbus, posting a 1-2-0 record and a 3.55 GAA...Recorded a 2.77 GAA and 11-8-3 record in 21 games with Kazan Ak-Bars (KHL)...**2007-08:** Totaled a .919 SV% and 9-9-1 record in 20 games with N.Y. Islanders...**2006-07:** Recorded a .934 SV% in eight games, totaling a 4-1-0 record...Made 31 saves in a loss during his one playoff appearance...**2005-06:** Appeared in seven games for the Islanders, totaling a 2.90 GAA...**2004-05:** Skated in 43 games with Bridgeport, tallying a .911 SV%...**2003-04:** Recorded a win in his first NHL appearance at PHI (3/25), stopping all 14 shots he faced...Notched a 20-8-5 record in 33 games with Bridgeport, posting career bests in SV% (.946), GAA (1.38) and shutouts (nine)...Awarded the Dudley "Red" Garrett Memorial Award as the AHL's Rookie of the Year and the Harry "Hap" Holmes Memorial Award for fewest goals against (shared with Dieter Kochan)...Named to the AHL All-Rookie Team and AHL Second All-Star Team...**1999-2003:** Played four seasons at the University of Denver (WCHA), compiling a 44-26-6 record, 2.20 GAA and eight shutouts in 85 games...Named an All-America selection in 2001-02...Named to the WCHA First All-Star Team in 2002 and to the WCHA Second All-Star Team in 2001 and 2003.

SEASON	CLUB	LEAGUE	REGULAR SEASON					SO	PLAYOFFS				
			GP	W	L	OT	GAA		GP	W	L	GAA	SO
1999-00	Denver	WCHA	13	3	5	1	2.72	1	—	—	—	—	—
2000-01	Denver	WCHA	29	12	9	3	2.30	2	—	—	—	—	—
2001-02	Denver	WCHA	24	20	4	0	1.72	2	—	—	—	—	—
2002-03	Denver	WCHA	19	9	8	2	2.43	3	—	—	—	—	—
2003-04	N.Y. ISLANDERS	NHL	2	1	0	1	1.71	0	—	—	—	—	—
	Bridgeport	AHL	33	20	8	5	1.38	9	3	2	1	3.64	0
2004-05	Bridgeport	AHL	43	18	23	1	2.67	1	—	—	—	—	—
2005-06	N.Y. ISLANDERS	NHL	7	2	3	0	2.90	0	—	—	—	—	—
	Bridgeport	AHL	46	20	21	2	3.12	3	7	3	4	2.21	0
2006-07	N.Y. ISLANDERS	NHL	8	4	1	0	2.06	0	1	0	1	4.07	0
	Bridgeport	AHL	40	22	12	5	2.69	2	—	—	—	—	—
2007-08	N.Y. ISLANDERS	NHL	20	9	9	1	2.70	0	—	—	—	—	—
	Bridgeport	AHL	2	1	1	0	2.42	0	—	—	—	—	—
2008-09	Kazan	KHL	21	11	8	3	2.77	0	—	—	—	—	—
	COLUMBUS	NHL	3	1	2	0	3.56	0	—	—	—	—	—



32 BACKSTROM
25 BELANGER
24 BOOGAARD
96 BOUCHARD
21 BRODZIAK
15 BRUNETTE
8 BURNS
22 CLUTTERBUCK
18 GILLIES
37 HARDING
14 HAVLAT
34 HNIDY
5 JOHNSON
9 KOIVU
20 MIETTINEN
11 NOLAN
67 POULIOT
55 SCHULTZ
36 SCOTT
51 SHEPPARD
12 WELLER
6 ZANON
3 ZIDLICKY



IN THE SYSTEM




ROBBIE EARL
LEFT WING

Shoots: Left Height: 5-11 Weight: 197
Born: June 2, 1985; Chicago, Illinois
Acquired: From Toronto in exchange for LW Ryan Hamilton, January 21, 2009

2008-09: Collected nine points (4-5=9) in 33 games with Houston after totaling 10 points (2-8=10) in 36 games with the Toronto Marlies...Notched nine points (5-4=9) in 20 playoff games with Houston...**2007-08:** Played in nine games with the Toronto Maple Leafs...Made his NHL debut and collected his first NHL point with an assist against OTT (2/2)...Totalled a career-high 47 points (14-33=47) in 66 games with the Marlies...**2006-07:** Skated in a career-high 67 games with the Marlies...Notched 30 points (12-18=30)...**2005-06:** Skated in one game with the Marlies at the completion of his college career...Skated in three playoff contests...**2003-06:** Played three years at the University of Wisconsin (WCHA), totaling 121 points (58-63=121) in 125 games...Named to the 2004 WCHA All-Rookie Team and the 2006 NCAA Championship Tournament MVP after helping the Badgers to a 2-1 win over Boston College in the championship game.

SEASON	CLUB	LEAGUE	REGULAR SEASON					PLAYOFFS				
			GP	G	A	PTS	PIM	GP	G	A	PTS	PIM
2001-02	USNTDP	U-17	15	8	9	17	—	—	—	—	—	—
	USNTDP	NAHL	43	14	7	21	43	—	—	—	—	—
2002-03	USNTDP	U-18	43	16	8	24	58	—	—	—	—	—
	USNTDP	NAHL	10	4	5	9	18	—	—	—	—	—
2003-04	Wisconsin	WCHA	42	14	13	27	46	—	—	—	—	—
2004-05	Wisconsin	WCHA	41	20	24	44	62	—	—	—	—	—
2005-06	Wisconsin	WCHA	42	24	26	50	56	—	—	—	—	—
	Toronto	AHL	1	0	0	0	0	3	0	0	0	0
2006-07	Toronto	AHL	67	12	18	30	50	—	—	—	—	—
2007-08	TORONTO	NHL	9	0	1	1	0	—	—	—	—	—
2008-09	Toronto	AHL	66	14	33	47	56	—	—	—	—	—
	Toronto	AHL	36	2	8	10	28	—	—	—	—	—
	Houston	AHL	33	4	5	9	26	20	5	4	9	14




JUSTIN FALK
DEFENSEMAN

Shoots: Left Height: 6-5 Weight: 214
Born: October 11, 1988; Snowflake, Manitoba
Acquired: Selected in the fourth round (110th overall) of the 2007 NHL Entry Draft.

2008-09: Totalled three assists and 44 PIM in his first professional season with Houston...Added two assists in 20 playoff games...**2007-08:** Played 72 games with Spokane collecting 26 points (4-22=26) and 98 PIM...Appeared in 21 playoff games tallying five points (1-4=5) to help Spokane claim the Memorial Cup...**2006-07:** Tallied 15 points (3-12=15) and 88 PIM in 62 games with Spokane (WHL)...**2005-06:** Led the Chiefs with a +11 rating and ranked fourth in PIM...Totalled 10 points (0-10=10) and 35 PIM in 53 outings with Spokane and Calgary as a WHL rookie...Ranked No. 74 among North American skaters in NHL Central Scouting Service final rankings.

SEASON	CLUB	LEAGUE	REGULAR SEASON					PLAYOFFS				
			GP	G	A	PTS	PIM	GP	G	A	PTS	PIM
2004-05	Swan Valley	MJHL	56	0	8	8	46	—	—	—	—	—
2005-06	Calgary	WHL	4	0	0	0	2	5	0	0	0	0
	Calgary	WHL	5	0	2	2	0	—	—	—	—	—
	Spokane	WHL	48	0	8	8	35	—	—	—	—	—
2006-07	Spokane	WHL	62	3	12	15	88	6	0	0	0	8
2007-08	Spokane	WHL	72	4	22	26	98	21	1	4	5	12
2008-09	Houston	AHL	65	0	3	3	44	20	0	2	2	4

IN THE SYSTEM



JAMIE FRASER
DEFENSEMAN


Shoots: Left Height: 6-1 Weight: 196
Born: November 17, 1985; Sarnia, Ontario
Acquired: Signed as a free agent, July 8, 2009

2008-09: Skated 11:00 with the N.Y. Islanders in his NHL debut vs. TB (4/4)...Totalled 21 points (7-14=21) and 30 PIM in 66 games with Bridgeport...Tied for second on the team in plus-minus rating (+13)...**2007-08:** Notched a career high 11 goals, totaling 24 points (11-13=24) in 70 games with Bridgeport...Scored eight PPG...**2006-07:** Tallied 14 points (3-11=14) and 16 PIM in 43 games with Bridgeport...Skated in two games with Syracuse...Netted 28 points (5-23=28) in 27 games with South Carolina (ECHL)...**2002-06:** Totalled 104 points (33-71=104) and 139 PIM in 249 OHL games, playing two seasons with Brampton before joining Sarnia for two years...Totalled six points (3-3=6) and eight PIM in 22 playoff games with Brampton.

SEASON	CLUB	LEAGUE	REGULAR SEASON					PLAYOFFS				
			GP	G	A	PTS	PIM	GP	G	A	PTS	PIM
2002-03	Brampton	OHL	57	3	11	14	13	10	0	2	2	2
2003-04	Brampton	OHL	61	4	13	17	36	12	3	1	4	6
2004-05	Sarnia	OHL	66	10	21	31	22	—	—	—	—	—
2005-06	Sarnia	OHL	65	16	26	42	68	—	—	—	—	—
	South Carolina	ECHL	3	1	0	1	2	6	1	1	2	2
2006-07	South Carolina	ECHL	27	5	23	28	6	—	—	—	—	—
	Syracuse	AHL	2	0	0	0	0	—	—	—	—	—
	Bridgeport	AHL	43	3	11	14	16	—	—	—	—	—
	Bridgeport	AHL	70	11	13	24	20	—	—	—	—	—
2007-08	Bridgeport	AHL	66	7	14	21	30	—	—	—	—	—
2008-09	Bridgeport	AHL	66	7	14	21	30	—	—	—	—	—
	N.Y. ISLANDERS	NHL	1	0	0	0	0	—	—	—	—	—

DANNY IRMEN
RIGHT WING

Shoots: Right Height: 6-0 Weight: 195
Born: September 6, 1984; Fargo, North Dakota
Acquired: Selected in the third round (78th overall) of the 2003 NHL Entry Draft.



2008-09: Notched 18 points (7-11=18) and 39 PIM in 69 games with Houston...Scored two goals, including one short-handed in 20 playoff games...**2007-08:** Tallied 23 points (10-13=23) and 51 PIM in 77 games in his second full season with Houston...**2006-07:** Completed first full year with Houston playing in a team-high 80 games...Picked up three SHGs, the second-highest amount on the club...**2005-06:** Ranked third at the University of Minnesota in goals (16) and fourth in scoring (38)...Signed by Minnesota on April 5, 2006...**2004-05:** Tied for team lead with 24 goals and finished second in scoring with 43 points (24-19=43) as a sophomore at Minnesota...**2003-04:** Tallied 13 PPGs and three GWGs...Notched 22 points (14-8=22) and 40 PIM in 44 contests during freshman season at Minnesota...Led Gopher rookies in scoring and placed fourth on the team in goals...**2002-03:** Captained Clark Cup Champion Lincoln (USHL) while playing in 45 games and ranked third on the team in scoring (21-34=55)...**2001-02:** Finished first in the USHL in goals and second in scoring with 14 points (8-6=14) in 10 playoff contests.

SEASON	CLUB	LEAGUE	REGULAR SEASON					PLAYOFFS				
			GP	G	A	PTS	PIM	GP	G	A	PTS	PIM
2001-02	Lincoln	USHL	61	17	36	53	—	—	—	—	—	—
2002-03	Lincoln	USHL	45	21	34	55	78	10	8	6	14	17
2003-04	Minnesota	NCAA	44	14	8	22	40	—	—	—	—	—
2004-05	Minnesota	NCAA	44	24	19	43	66	—	—	—	—	—
2005-06	Minnesota	NCAA	30	16	22	38	40	—	—	—	—	—
	Houston	AHL	4	0	2	2	0	7	0	0	0	4
2006-07	Houston	AHL	80	17	20	37	45	—	—	—	—	—
2007-08	Houston	AHL	77	10	13	23	51	5	0	1	1	0
2008-09	Houston	AHL	69	7	11	18	39	20	2	0	2	8

32 BACKSTROM

25 BELANGER

24 BOOGAARD

96 BOUCHARD

21 BRODZIAK

15 BRUNETTE

8 BURNS

22 CLUTTERBUCK

18 GILLIES

37 HARDING

14 HAVLAT

34 HNIDY

5 JOHNSON

9 KOIVU

20 MIETTINEN

11 NOLAN

67 POULIOT

55 SCHULTZ

36 SCOTT

51 SHEPPARD


12 WELLER

6 ZANON

3 ZIDLICKY



IN THE SYSTEM



PETR KALUS

LEFT WING


Shoots: Left Height: 6-1 Weight: 200

Born: June 29, 1987; Ostrava, Czech Republic

Acquired: With a fourth-round pick (Alexander Fallstrom) in the 2009 NHL Entry Draft from Boston in exchange for G Manny Fernandez, July 1, 2008

2008-09: Played two games with Houston before joining Balashikha HC MVD (KHL)...Totaled two assists and 106 PIM in 17 games...**2007-08:** Tallied a goal in second Aeros appearance, at IOW (10/12)...Marked a pair of assists in his first two-point game of the season vs. WOR (11/10)...Netted two goals in 2-0 win vs. SPR (12/22) tying a career high with the two-goal game, the fourth of his career...**2006-07:** Made NHL debut in a Boston sweater vs. NYR (3/24)... Participated in nine games for Boston, posting five points (4-1=5) and six PIM...Potted goals on first three NHL shot attempts at OTT (3/27), vs. ATL (3/31), and at NJD (4/1)...Notched first NHL assist at BUF (4/5)...**2005-06:** Led Regina (WHL) in scoring with 58 points (36-22=58)...Also collected 87 PIM in 60-game span...Played for Czech Republic as part of the 2006 World Junior Championship and registered one goal to go along with four PIM...Selected by Boston in the second round (No. 39 overall) of the 2005 NHL Entry Draft.

SEASON	CLUB	LEAGUE	REGULAR SEASON					PLAYOFFS				
			GP	G	A	PTS	PIM	GP	G	A	PTS	PIM
2002-03	HC Ostrava U17	CzRep	18	3	19	22	14	—	—	—	—	—
	HC Vitkovice U17	CzRep	10	3	1	4	37	—	—	—	—	—
	HC Vitkovice Jr.	CzRep	11	0	0	0	4	—	—	—	—	—
2003-04	HC Vitkovice U17	CzRep	9	7	5	12	60	7	3	5	8	2
	HC Vitkovice Jr.	CzRep	41	8	8	16	67	—	—	—	—	—
2004-05	HC Vitkovice Jr.	CzRep	39	20	11	31	161	2	2	0	2	25
	Vitkovice	CzRep	1	0	0	0	0	—	—	—	—	—
2005-06	Regina	WHL	60	36	22	58	87	6	4	1	5	6
2006-07	Providence	AHL	43	13	17	30	110	9	1	0	1	12
	BOSTON	NHL	9	4	1	5	6	—	—	—	—	—
2007-08	Houston	AHL	58	8	10	18	57	—	—	—	—	—
2008-09	Balashikha	KHL	17	0	2	2	106	—	—	—	—	—



MATT KASSIAN

LEFT WING

Shoots: Left Height: 6-5 Weight: 240

Born: October 28, 1986; Edmonton, Alberta

Acquired: Selected in the second round (57th overall) of the 2005 NHL Entry Draft.

2008-09: Totaled three points (1-2=3) in 56 games with Houston...Tallied his first AHL point/goal at CHI (2/8)...Ranked second on Houston with 130 PIM in 56 games...**2007-08:** Played in 19 games in his first season with Houston...Tallied 10 points (6-4=10) with Texas (ECHL)...**2006-07:** Collected 18 points (8-10=18) and 162 PIM, all career bests, in 72 games for Kamloops...Signed by Minnesota on May 14, 2007...Registered 32 points (16-16=32) and 392 PIM in 167 games in three seasons with Kamloops.

SEASON	CLUB	LEAGUE	REGULAR SEASON					PLAYOFFS				
			GP	G	A	PTS	PIM	GP	G	A	PTS	PIM
2002-03	Sherwood Park	AJHL	33	5	7	12	38	—	—	—	—	—
2003-04	Vancouver	WHL	37	1	0	1	42	3	0	0	0	4
2004-05	Vancouver	WHL	41	0	3	3	89	—	—	—	—	—
	Kamloops	WHL	28	3	0	3	83	6	1	2	3	14
2005-06	Kamloops	WHL	67	5	6	11	147	—	—	—	—	—
2006-07	Kamloops	WHL	72	8	10	18	162	4	0	1	1	0
2007-08	Texas	ECHL	47	6	4	10	90	—	—	—	—	—
	Houston	AHL	19	0	0	0	48	—	—	—	—	—
2008-09	Houston	AHL	56	1	2	3	130	4	0	0	0	10

IN THE SYSTEM



ANTON KHUDOBIN

GOALTENDER

Catches: Left Height: 5-11 Weight: 203

Born: May 7, 1986; Ust-Kamenogorsk, Kazakhstan

Acquired: Selected in the seventh round (206th overall) of the 2004 NHL Entry Draft.

2008-09: Recorded a 3.04 GAA in 10 games with the Houston Aeros...Ranked second in the league with eight playoff wins in 17 games, registering a 2.70 GAA and .900 SV%...Tied for second in the league with two playoff shutouts and won two Game 7s on the road...**2007-08:** Played in 27 games with Texas (ECHL) and led the league with 1.98 GAA and .934 SV% while finishing with a record of 20-1-4...Named ECHL Goaltender of the Year and to the ECHL First Team...Recorded a 1.99 GAA in 12 games with Houston...**2006-07:** Registered a 2.72 GAA in 16 appearances for Metallurg Magnitogorsk (Russia)...Signed a contact with the Minnesota (7/12)...**2005-06:** Posted a 23-13-3 regular season record with Saskatoon (WHL)...Appeared in 44 games, recording a 2.90 GAA and a .917 SV%...**2003-04:** Backstopped Russia to a gold medal at the 2004 Under-18 World Championship, posting a 4-2 record with a 2.17 GAA and a .914 SV%...Played for Metallurg in the Russian Division II League.

SEASON	CLUB	LEAGUE	REGULAR SEASON						PLAYOFFS				
			GP	W	L	OT	GAA	SO	GP	W	L	GAA	SO
2003-04	Magnitogorsk 2	Rus-3	38	—	—	—	—	—	—	—	—	—	—
2004-05	Magnitogorsk	Russia	4	—	—	—	0.00	1	—	—	—	—	—
	Magnitogorsk 2	Rus-3	27	—	—	—	—	—	—	—	—	—	—
2005-06	Saskatoon	WHL	44	23	13	3	2.90	4	10	4	3	2.80	0
2006-07	Magnitogorsk	Russia	16	—	—	—	2.72	0	3	—	—	2.30	0
2007-08	Texas	ECHL	27	20	1	4	1.98	3	9	5	4	2.19	1
	Houston	AHL	12	2	2	1	1.99	1	—	—	—	—	—
2008-09	Florida	ECHL	33	18	10	1	2.71	4	—	—	—	—	—
	Houston	AHL	10	3	6	1	3.04	0	17	8	8	2.70	2

RYAN LANNON

DEFENSEMAN


Shoots: Left Height: 6-1 Weight: 210

Born: December 14, 1982; Grafton, Massachusetts

Acquired: Signed as a free agent, July 23, 2009.

2008-09: Collected five assists and 33 PIM in 63 games with San Antonio...**2007-08:** Appeared in a career-high 75 games with Wilkes-Barre/Scranton...Totaled 13 points (3-10=13)...Added seven points (1-6=7) in 23 playoff games...**2006-07:** Tallied a career-high 19 points (0-19=19) and 71 PIM in 68 games with Wilkes-Barre/Scranton...Added two assists in 11 playoff contests...**2005-06:** Collected 10 points (2-8=10) and 65 PIM in 74 games with Wilkes-Barre/Scranton during his first professional season...Skated in 11 playoff games...**2001-05:** Played four years at Harvard University (ECAC), totaling 38 points (4-34=38) in 136 games.

SEASON	CLUB	LEAGUE	REGULAR SEASON					PLAYOFFS				
			GP	G	A	PTS	PIM	GP	G	A	PTS	PIM
1998-99	USNTDP	NAHL	56	3	4	7	36	—	—	—	—	—
2001-02	Harvard	ECAC	34	0	2	2	38	—	—	—	—	—
2002-03	Harvard	ECAC	34	3	11	14	39	—	—	—	—	—
2003-04	Harvard	ECAC	35	0	9	9	36	—	—	—	—	—
2004-05	Harvard	ECAC	33	1	12	13	34	—	—	—	—	—
2005-06	W.B./Scranton	AHL	74	2	8	10	65	11	0	0	0	8
2006-07	W.B./Scranton	AHL	68	0	19	19	71	11	0	2	2	14
2007-08	W.B./Scranton	AHL	75	3	10	13	29	23	1	6	7	2
2008-09	San Antonio	AHL	63	0	5	5	33	—	—	—	—	—



32 BACKSTROM

25 BELANGER

24 BOOGAARD

96 BOUCHARD

21 BRODZIAK

15 BRUNETTE

8 BURNS

22 CLUTTERBUCK

18 GILLIES

37 HARDING

14 HAVLAT

34 HNIDY

5 JOHNSON

9 KOIVU

20 MIETTINEN

11 NOLAN

67 POULIOT

55 SCHULTZ

36 SCOTT

51 SHEPPARD


12 WELLER

6 ZANON

3 ZIDLICKY



IN THE SYSTEM



MORTEN MADSEN

CENTER


Shoots: Left Height: 6-2 Weight: 206

Born: January 16, 1987; Rodovre, Denmark

Acquired: Selected in the fourth round (122nd overall) of the 2005 NHL Entry Draft.

2008-09: Registered professional-career highs in points (6-16=22), games played (56), goals (six), PIM (33), PPG (two) and SHGs (one)...Recorded one assist in one playoff game..**2007-08:** Marked first professional point (assist) in 6-5 SOW at SAN (10/19)...Notched first professional goal and two-point game with a goal and an assist in 5-1 win vs. WOR (11/10)...**2006-07:** Topped Victoriaville in assists and finished tied for first in scoring...Had eight SHGs, six PPGs and five GWGs...Compiled 25 points (8-17=25) in Victoriaville's final 18 games of the season...Represented Team Denmark for five games at the 2007 World Championship in Moscow and chipped in one goal...Signed a contract with Minnesota on May 15, 2007...Racked up 63 points (17+46=63) over two seasons with Frolunda (Sweden Jr.)...Ranked No. 17 European skater in NHL Central Scouting Service final rankings.

SEASON	CLUB	LEAGUE	REGULAR SEASON					PLAYOFFS				
			GP	G	A	PTS	PIM	GP	G	A	PTS	PIM
2003-04	V.Frolunda U18	Sweden	11	13	8	21	0	7	3	1	4	4
	V. Frolunda Jr.	Sweden	16	3	2	5	0	1	0	0	0	0
2004-05	Frolunda U18	Sweden	2	1	2	3	0	6	7	7	14	6
	Frolunda Jr.	Sweden	32	7	14	21	14	6	3	2	5	0
2005-06	Frolunda Jr.	Sweden	36	10	32	42	60	7	5	3	8	4
	Frolunda	Sweden	5	0	0	0	2	—	—	—	—	—
2006-07	Victoriaville	QMJHL	62	32	68	100	86	6	3	6	9	4
2007-08	Houston	AHL	50	3	17	20	18	3	1	0	1	0
	Texas	ECHL	5	0	0	0	0	—	—	—	—	—
2008-09	Houston	AHL	56	6	16	22	33	1	0	1	1	0



CARSON McMILLAN

RIGHT WING

Shoots: Right Height: 6-1 Weight: 209

Born: September 10, 1988; Brandon, Manitoba

Acquired: Selected in the seventh round (200th overall) of the 2007 NHL Entry Draft.

2008-09: Set career highs in goals (31), assists (41), points (72) and PIM (93) in 68 games with Calgary...Added 11 points (3-8=11) in 18 playoff games..**2007-08:** Collected 42 points (16-26=42) and 87 PIM in 72 games with Calgary in 2007-08..**2006-07:** Notched 22 points (7-15=22) and 76 PIM in 72 games for Calgary..**2005-06:** Picked up five points (3-2=5) and 42 PIM in 59 games as a rookie with Calgary..**2004-05:** Posted two points (1-1=2) and two PIM in four outings with Winkler (MJHL) after spending most of the season playing for Brandon (Manitoba AAA Midget Hockey League).

SEASON	CLUB	LEAGUE	REGULAR SEASON					PLAYOFFS				
			GP	G	A	PTS	PIM	GP	G	A	PTS	PIM
2004-05	Winkler	MJHL	4	1	1	2	2	—	—	—	—	—
2005-06	Calgary	WHL	59	3	2	5	42	13	0	0	0	2
2006-07	Calgary	WHL	72	7	15	22	76	18	2	0	2	17
2007-08	Calgary	WHL	72	16	26	42	87	16	1	0	1	22
2008-09	Calgary	WHL	68	31	41	72	93	18	3	8	11	18

IN THE SYSTEM



DUNCAN MILROY

RIGHT WING

Shoots: Right Height: 6-0 Weight: 196

Born: February 8, 1983; Edmonton, Alberta

Acquired: Signed as a free agent, July 17, 2009.

2008-09: Skated in 49 games with Ingolstadt ERC in the German DEL, posting 48 points (14-34=48) and 16 PIM..**2007-08:** Totaled 39 points (15-24=39) in 79 games with Hamilton...Tied for the team lead with a +5 rating..**2006-07:** Skated in five games with Montreal, totaling one point (0-1=1)...Made his NHL debut vs. CAR (2/17), totaling a career-high three shots and 14:19 TOI...Posted his first NHL point with an assist vs. WSH (2/20)...Led Hamilton with a career-high 58 points (25-33=58) in 64 games...Led Hamilton with 14 PPG and added two SHGs...Notched 13 points (2-11=13) and 10 PIM in 22 playoff contests..**2005-06:** Totaled 35 points (16-19=35) and a career-high 63 PIM in 77 games with the Bulldogs..**2004-05:** Amassed 33 points (15-18=33) in 76 games with Hamilton...Honored with the Yanick Dupre Memorial for his outstanding humanitarian contribution by the AHL...Added two PIM in three playoff games..**2003-04:** Recorded 14 points (4-10=14) and 14 PIM in 50 games with Hamilton during his first professional season...Notched four points (3-1=4) in 10 playoff contests..**1998-2003:** Skated in 264 OHL games, including three and a half seasons with Swift Current and one and a half seasons with Kootenay, totaling 287 points (132-155=287) and 155 PIM...Added 74 points (34-40=74) and 52 PIM in 64 playoff contests.

SEASON	CLUB	LEAGUE	REGULAR SEASON					PLAYOFFS				
			GP	G	A	PTS	PIM	GP	G	A	PTS	PIM
1998-99	Swift Current	WHL	3	0	0	0	0	—	—	—	—	—
1999-00	Swift Current	WHL	68	15	15	30	20	12	3	5	8	12
2000-01	Swift Current	WHL	68	38	54	92	51	19	9	12	21	6
2001-02	Kootenay	WHL	64	45	42	87	44	22	17	20	37	26
2002-03	Kootenay	WHL	61	34	44	78	40	11	5	3	8	8
2003-04	Hamilton	AHL	50	4	10	14	14	10	3	1	4	4
2004-05	Hamilton	AHL	76	15	18	33	18	3	0	0	0	2
2005-06	Hamilton	AHL	77	16	19	35	63	—	—	—	—	—
2006-07	Hamilton	AHL	64	25	33	58	24	22	2	11	13	10
	MONTREAL	NHL	5	0	1	1	0	—	—	—	—	—
2007-08	Hamilton	AHL	79	15	24	39	37	—	—	—	—	—
2008-09	Ingolstadt	DEL	49	14	34	48	16	—	—	—	—	—

MAXIM NOREAU

DEFENSEMAN


Shoots: Right Height: 5-11 Weight: 190

Born: May 24, 1987; Montreal, Quebec

Acquired: Signed as a free agent, May 22, 2008.

2008-09: Registered career highs in points (39), games played (77), goals (14), assists (25), PIM (49) and PPGs (9)...Led Houston defensemen in goals and assists...Totaled 11 points (4-7=11) in 20 playoff games..**2007-08:** Skated in 50 games with the Wild's American Hockey League (AHL) affiliate in Houston totaling 16 points (8-8=16) and 48 PIM...Posted three assists in two games with the ECHL's Texas Wildcatters..**2004-07:** Played three junior seasons with Victoriaville of the Quebec Major Junior Hockey League (QMJHL), tallying 148 points (44-104=148) and 269 PIM in 203 games.


SEASON	CLUB	LEAGUE	REGULAR SEASON					PLAYOFFS				
			GP	G	A	PTS	PIM	GP	G	A	PTS	PIM
2004-05	Victoriaville	QMJHL	65	5	8	13	47	7	0	0	0	8
2005-06	Victoriaville	QMJHL	69	22	43	65	116	5	2	4	6	7
2006-07	Victoriaville	QMJHL	69	17	53	70	106	6	2	1	3	8
2007-08	Houston	AHL	50	8	8	16	48	5	0	0	0	4
	Texas	ECHL	2	0	3	3	0	—	—	—	—	—
2008-09	Houston	AHL	77	14	25	39	49	20	4	7	11	2



- 32 BACKSTROM
- 25 BELANGER
- 24 BOOGAARD
- 96 BOUCHARD
- 21 BRODZIAK
- 15 BRUNETTE
- 8 BURNS
- 22 CLUTTERBUCK
- 18 GILLIES
- 37 HARDING
- 14 HAVLAT
- 34 HNIDY
- 5 JOHNSON
- 9 KOIVU
- 20 MIETTINEN
- 11 NOLAN
- 67 POULIOT
- 55 SCHULTZ
- 36 SCOTT
- 51 SHEPPARD
- 12 WELLER
- 6 ZANON
- 3 ZIDLICKY



IN THE SYSTEM




BRANDON ROGERS DEFENSEMAN

Shoots: Left Height: 6-1 Weight: 194
Born: February 27, 1982; Rochester, New Hampshire
Acquired: Signed as a free agent, July 15, 2008.

2008-09: Led Houston defensemen with 29 assists in 74 games...Totaled 32 points (3-29=32)...Recorded career highs in games played (74), points (32) and assists (29)...Appeared in 20 playoff games, totaling a three assists...Won Yanick Dupre Award as AHL's "Man of the Year"...**2007-08:** Spent the season with Houston, totaling 28 points (4-24=28) and 77 PIM in 63 games in his third pro season...Led the Aeros with a +17...Was Anaheim's fourth-round pick (No. 118 overall) in the 2001 NHL Entry Draft...Played four collegiate seasons at the University of Michigan.

SEASON	CLUB	LEAGUE	REGULAR SEASON					PLAYOFFS				
			GP	G	A	PTS	PIM	GP	G	A	PTS	PIM
2001-02	Michigan	CCHA	31	2	1	3	30	—	—	—	—	—
2002-03	Michigan	CCHA	43	4	21	25	65	—	—	—	—	—
2003-04	Michigan	CCHA	43	7	15	22	46	—	—	—	—	—
2004-05	Michigan	CCHA	42	5	22	27	70	—	—	—	—	—
2005-06	Norfolk	AHL	27	3	7	10	28	2	0	0	0	4
	Omaha	AHL	42	0	8	8	24	—	—	—	—	—
2006-07	Norfolk	AHL	64	0	9	9	92	6	0	0	0	14
2007-08	Houston	AHL	63	4	24	28	77	5	0	1	1	2
2008-09	Houston	AHL	74	3	29	32	80	20	0	3	3	12



JAIME SIFERS DEFENSEMAN

Shoots: Right Height: 5-11 Weight: 202
Born: January 18, 1983; Stratford, Connecticut
Acquired: Signed as a free agent, July 8, 2009.

2008-09: Recorded two assists and 18 PIM in 23 games with Toronto in his rookie NHL season...Made his NHL debut vs. NYI (12/8), logging 17:26 TOI, three shots and a +1 rating...Recorded a career-high 21:09 TOI at BUF (12/12)...Registered his first NHL point with an assist at PIT (12/20)...Posted 20 points (4-16=20) and 47 PIM in 43 games for the Toronto Marlies (AHL)...Added one assist and four PIM in four playoff contests...**2007-08:** Led the Marlies with 80 games played (80) in his first professional season...Ranked second among Toronto defensemen with 25 points (7-18=25)...Added a professional-career high 75 PIM...**2005-06:** Recorded two PIM in two games with the Marlies...**2002-06:** Played four years of collegiate hockey at the University of Vermont (ECAC)...Collected 70 points (15-55=70) and 276 PIM in 143 games...Selected to the ECAC Second All-Star Team in 2005.

SEASON	CLUB	LEAGUE	REGULAR SEASON					PLAYOFFS				
			GP	G	A	PTS	PIM	GP	G	A	PTS	PIM
2002-03	Vermont	ECAC	34	4	14	18	66	—	—	—	—	—
2003-04	Vermont	ECAC	35	4	14	18	93	—	—	—	—	—
2004-05	Vermont	ECAC	36	4	12	16	57	—	—	—	—	—
2005-06	Vermont	ECAC	38	3	15	18	60	—	—	—	—	—
	Toronto	AHL	2	0	0	0	2	—	—	—	—	—
2006-07	Toronto	AHL	80	7	18	25	75	—	—	—	—	—
2007-08	Toronto	AHL	80	3	10	13	57	19	2	3	5	6
2008-09	Toronto	AHL	43	4	16	20	47	4	0	1	1	4
2008-09	TORONTO	NHL	23	0	2	2	18	—	—	—	—	—

IN THE SYSTEM



NATHAN SMITH CENTER

Shoots: Left Height: 6-2 Weight: 206
Born: February 9, 1982; Strathcona, Alberta
Acquired: Signed as a free agent, July 22, 2009.

2008-09: Collected 16 points (6-10=16) in 44 games with Lake Erie...**2007-08:** Skated in 13 games with Pittsburgh collecting two PIM...Tallied a career-high 50 points (22-28=50) in 68 games with Wilkes-Barre/Scranton...Added 18 points (7-11=18) in 22 playoff games as the club advanced to the Calder Cup finals...**2006-07:** Totaled 40 points (19-21=40) in 72 games with Manitoba...Added one assist in six playoff games...Appeared in one regular season game with Vancouver and skated in four playoff games...**2005-06:** Totaled nine points (5-4=9) and 57 PIM in 20 games with Manitoba...Played one game with Vancouver...**2004-05:** Collected 16 points (7-9=16) in 72 games with Manitoba...Added six points (2-4=6) and 20 PIM in 14 playoff contests...**2003-04:** Recorded 20 points (4-16=20) in 76 games with Manitoba...Appeared in two games with Vancouver...Made his NHL debut vs. MTL (11/18)...**2002-03:** Totaled 17 points (9-8=17) in 53 games with Manitoba in his first professional season...Added four points (1-3=4) in 14 playoff games...**1998-2002:** Collected 212 points (76-136=212) and 228 PIM in 231 games over four seasons with Swift Current (WHL)...Totaled 23 points (8-15=23) in 43 playoff games.


SEASON	CLUB	LEAGUE	REGULAR SEASON					PLAYOFFS				
			GP	G	A	PTS	PIM	GP	G	A	PTS	PIM
1998-99	Swift Current	WHL	47	5	8	13	26	—	—	—	—	—
1999-00	Swift Current	WHL	70	21	28	49	72	12	1	6	7	4
2000-01	Swift Current	WHL	67	28	62	90	78	19	4	3	7	20
2001-02	Swift Current	WHL	47	22	38	60	52	12	3	6	9	18
2002-03	Manitoba	AHL	53	9	8	17	30	14	1	3	4	25
2003-04	Manitoba	AHL	76	4	16	20	71	—	—	—	—	—
	VANCOUVER	NHL	2	0	0	0	0	—	—	—	—	—
2004-05	Manitoba	AHL	72	7	9	16	67	14	2	4	6	20
2005-06	Manitoba	AHL	20	5	4	9	57	—	—	—	—	—
	VANCOUVER	NHL	1	0	0	0	0	—	—	—	—	—
2006-07	Manitoba	AHL	72	19	21	40	76	6	0	1	1	12
	VANCOUVER	NHL	1	0	0	0	0	4	0	0	0	0
2007-08	W.B./Scranton	AHL	68	22	28	50	61	22	7	11	18	40
	PITTSBURGH	NHL	13	0	0	0	2	—	—	—	—	—
2008-09	Lake Erie	AHL	44	6	10	16	42	—	—	—	—	—

CLAYTON STONER DEFENSEMAN

Shoots: Left Height: 6-4 Weight: 214
Born: February 19, 1985; Port McNeill, British Columbia
Acquired: Selected in the third round (79th overall) of the 2004 NHL Entry Draft.

2008-09: Matched a career high with 24 points (2-22=24) in 63 games...Recorded a career high 22 assists...Totaled five points (1-4=5) in 20 playoff games...**2007-08:** Collected 15 points (3-12=15) and 78 PIM in 56 games in his third season with Houston...**2006-07:** Played for Houston (AHL) collecting 104 PIM in 65 games...Shelved for part of the season with a separated shoulder...**2005-06:** Tallied 24 points (6-18=24), 92 PIM and a +6 ratio in 73 games for Houston during first AHL campaign...**2004-05:** One of three Wild prospects to play for Tri-City (WHL)...Was second on the team in points with 46 (12-34=46) and first on the team with 34 assists...**2003-04:** Picked up 31 points (7-24=31) and 109 PIM in 71 games during second season with Tri-City...Recorded 16 points (4-12=16) and 85 PIM in 58 games for Tri-City in 2002-03...Signed a contact with Minnesota on Sept. 9, 2005.

SEASON	CLUB	LEAGUE	REGULAR SEASON					PLAYOFFS				
			GP	G	A	PTS	PIM	GP	G	A	PTS	PIM
2001-02	Powell	BCHL	4	0	1	1	2	—	—	—	—	—
2002-03	Tri-City	WHL	58	4	12	16	85	—	—	—	—	—
2003-04	Tri-City	WHL	71	7	24	31	109	11	1	1	2	8
2004-05	Tri-City	WHL	60	12	34	46	81	4	0	3	3	2
2005-06	Houston	AHL	73	6	18	24	92	3	1	1	2	7
2006-07	Houston	AHL	65	1	6	7	104	—	—	—	—	—
2007-08	Houston	AHL	56	3	12	15	78	5	0	0	0	2
2008-09	Houston	AHL	63	2	22	24	81	20	1	4	5	27



32 BACKSTROM

25 BELANGER

24 BOOGAARD

96 BOUCHARD

21 BRODZIAK

15 BRUNETTE

8 BURNS

22 CLUTTERBUCK

18 GILLIES

37 HARDING

14 HAVLAT

34 HNIDY

5 JOHNSON

9 KOIVU

20 MIETTINEN

11 NOLAN

67 POULIOT

55 SCHULTZ

36 SCOTT

51 SHEPPARD


12 WELLER

6 ZANON

3 ZIDLICKY



FUTURE WILD




TYLER CUMA

Position: Defenseman **Shoots:** Left **Height:** 6-1 **Weight:** 193
Born: January 19, 1990; Toronto, Ontario
Acquired: Selected in the first round (23rd overall) of the 2008 NHL Entry Draft.

Totaled nine points (1-8=9) and 27 PIM in 21 games before suffering a season-ending knee injury in 2008-09... Recorded 32 points (4-28=32) and 69 PIM in 59 games during his second season with the Ottawa 67's (OHL) in 2007-08... Finished second on the team among defenseman in scoring and was the only Ottawa defenseman to finish with a positive rating (+4)... Earned a gold medal with Team Canada at the 2008 Under-18 World Championship collecting four points (1-3=4) in seven games... Was named Ottawa's Rookie of the Year in 2006-07 after posting 19 points (3-16=19) in 63 matches.

SEASON	CLUB	LEAGUE	REGULAR SEASON					PLAYOFFS				
			GP	G	A	PTS	PIM	GP	G	A	PTS	PIM
2006-07	Ottawa	OHL	63	3	16	19	55	5	0	2	2	6
2007-08	Ottawa	OHL	59	4	28	32	69	4	1	1	2	2
2008-09	Ottawa	OHL	21	1	8	9	27	—	—	—	—	—




EERO ELO

Position: Right Wing **Shoots:** Right **Height:** 6-1 **Weight:** 165
Born: April 26, 1990; Rauma, Finland
Acquired: Selected in the fifth round (145th overall) of the 2008 NHL Entry Draft.

Played with Lukko Rauma in the Finnish Junior League in 2008-09... Appeared in three playoff games... Recorded 27 points (12-15=27) and 34 PIM in 42 games with Lukko Rauma of the Finnish Junior League in 2007-08... Had 20 points (8-12=20) and 36 PIM in just 18 games with Lukko Rauma in 2006-07.

SEASON	CLUB	LEAGUE	REGULAR SEASON					PLAYOFFS				
			GP	G	A	PTS	PIM	GP	G	A	PTS	PIM
2005-06	Lukko Rauma	Fin-Jr. B	30	10	10	20	18	—	—	—	—	—
2006-07	Lukko Rauma	Fin-Jr. B	18	8	12	20	36	—	—	—	—	—
	Lukko Rauma	Fin-Jr. A	22	1	2	3	8	—	—	—	—	—
2007-08	Lukko Rauma	Fin-Jr. A	42	12	15	27	34	—	—	—	—	—
2008-09	Lukko Rauma	Fin-Jr. A	1	0	0	0	0	3	0	0	0	0



ALEXANDER FALLSTROM

Position: Right Wing **Shoots:** Right **Height:** 6-2 **Weight:** 192
Born: September 15, 1990; Gothenburg, Sweden
Acquired: Selected in the fourth round (116th overall) of the 2009 NHL Entry Draft.

Captained Shattuck-St. Mary's in 2008-09 and led the team with 40 goals and 87 points (40-47=87) in 52 games... Registered 67 points (20-47=67) in 62 games during his first season with Shattuck in 2007-08... Committed to play at Harvard University... Ranked as the 69th North American skater by NHL Central Scouting.

SEASON	CLUB	LEAGUE	REGULAR SEASON					PLAYOFFS				
			GP	G	A	PTS	PIM	GP	G	A	PTS	PIM
2007-08	Shattuck St. Mary's	HS-MN	62	20	47	67	28	—	—	—	—	—
2008-09	Shattuck St. Mary's	HS-MN	52	40	47	87	52	—	—	—	—	—

FUTURE WILD




KRIS FOUCAULT

Position: Left Wing **Shoots:** Left **Height:** 6-1 **Weight:** 201
Born: December 12, 1990; Calgary, Alberta
Acquired: Selected in the fourth round (103rd overall) of the 2009 NHL Entry Draft.

Skated in four games with Kootenay, totaling one assist and four PIM before joining Calgary in 2008-09... Tallied 17 points (9-8=17) in 26 games with Calgary... Added 16 points (11-5=16) in 18 playoff games for Calgary and was named MVP of the Eastern Conference final... Totaled three assists and 12 PIM in 33 games with Kootenay in 2007-08... Notched three points (2-1=3) in eight playoff games... Skated in three games with Swift Current in 2006-07... Ranked as the 96th North American skater by NHL Central Scouting.

SEASON	CLUB	LEAGUE	REGULAR SEASON					PLAYOFFS				
			GP	G	A	PTS	PIM	GP	G	A	PTS	PIM
2006-07	Swift Current	WHL	3	0	0	0	0	—	—	—	—	—
2007-08	Kootenay	WHL	33	0	3	3	12	8	2	1	3	2
2008-09	Kootenay	WHL	4	0	1	1	4	—	—	—	—	—
	Calgary	WHL	22	9	7	16	12	18	11	5	16	10



MATT HACKETT

Position: Goaltender **Catches:** Right **Height:** 6-2 **Weight:** 167
Born: March 7, 1990; London, Ontario
Acquired: Selected in the third round (77th overall) of the 2009 NHL Entry Draft.

Started the 2008-09 season as Plymouth's back-up goaltender, and claimed the starting position by November... Compiled 34 wins in 55 games... His .913 SV% ranked eighth in the OHL... Named Plymouth's Most Valuable Player during the 2009 Playoffs, where he totaled a .930 SV%... Played four games with Windsor before joining Plymouth for 18 games in 2007-08... Totaled a 3.44 GAA... Made one postseason appearance... Backstopped Windsor in seven games in 2006-07... Uncle is former NHL goaltender Jeff Hackett... Jeff played 500 NHL games with six teams (NYI, SJ, CHI, MTL, BOS, PHI) between 1988-89 and 2003-04... Was the top-ranked North American goalie by NHL Central Scouting.

SEASON	CLUB	LEAGUE	REGULAR SEASON						PLAYOFFS				
			GP	W	L	OT	GAA	SO	GP	W	L	GAA	SO
2006-07	Windsor	OHL	7	0	5	2	5.04	0	—	—	—	—	—
2007-08	Windsor	OHL	4	1	1	0	4.61	0	—	—	—	—	—
	Plymouth	OHL	18	6	9	1	3.44	0	—	—	—	—	—
2008-09	Plymouth	OHL	55	34	15	3	3.04	2	11	6	5	3.01	1



ANTHONY HAMBURG

Position: Center **Shoots:** Right **Height:** 6-0 **Weight:** 195
Born: August 30, 1991; Phoenix, Arizona
Acquired: Selected in the seventh round (193rd overall) of the 2009 NHL Entry Draft.

Recorded 99 points (29-70=99) in 70 games for the Dallas Stars AAA Midget team in 2008-09... Led the team in scoring and assists and ranked tied for third in goals... Selected by the Omaha Lancers in the USHL Entry Draft May 13, 2009... Has verbally committed to play for Colgate University in 2010-11.

SEASON	CLUB	LEAGUE	REGULAR SEASON					PLAYOFFS				
			GP	G	A	PTS	PIM	GP	G	A	PTS	PIM
2008-09	Dallas AAA	Midget-TX	70	29	70	99	76	—	—	—	—	—



32 BACKSTROM

25 BELANGER

24 BOOGAARD

96 BOUCHARD

21 BRODZIAK

15 BRUNETTE

8 BURNS

22 CLUTTERBUCK

18 GILLIES

37 HARDING

14 HAVLAT

34 HNIDY

5 JOHNSON

9 KOIVU

20 MIETTINEN

11 NOLAN

67 POULIOT

55 SCHULTZ

36 SCOTT

51 SHEPPARD


12 WELLER

6 ZANON

3 ZIDLICKY



FUTURE WILD



ERIK HAULA


Position: Left Wing **Shoots:** Left **Height:** 5-11 **Weight:** 170

Born: March 23, 1991; Pori, Finland

Acquired: Selected in the seventh round (182nd overall) of the 2009 NHL Entry Draft.

Totaled 84 points (26-58=84) and 46 PIM in 53 games in his first season at Shattuck-St. Mary's in 2008-09...Led the team in assists and ranked second in goals and points...Recorded 22 points (7-15=22) in 40 games with Pori Assat in Finland's Junior League in 2007-08...Will play for the USHL's Omaha Lancers in 2009-10...Has verbally committed to play for the University of Minnesota in 2010-11...Ranked as the 57th North American skater by NHL Central Scouting.

SEASON	CLUB	LEAGUE	REGULAR SEASON				PLAYOFFS			
			GP	G	A	PTS	PIM	GP	G	A
2006-07	Assat Pori	Fin-Jr. B	29	19	24	43	24	—	—	—
2007-08	Assat Pori	Fin-Jr. B	5	5	3	8	14	—	—	—
	Assat Pori	Fin-Jr. A	40	7	15	22	26	12	2	0
2008-09	Shattuck St. Mary's	HS-MN	53	26	58	84	46	—	—	—



CHRIS HICKEY


Position: Center **Shoots:** Right **Height:** 6-1 **Weight:** 196

Born: September 2, 1988; Mendota Heights, Minnesota

Acquired: Selected in the seventh round (192nd overall) of the 2006 NHL Entry Draft.

Scored one goal in eight games with the University of Wisconsin in 2008-09...Played 51 games with the Tri-City Storm (USHL) collecting 31 points (15-16=31) and 34 PIM in 2007-08...Potted 21 goals and added 15 assists in 17 games while handling the captaincy for Cretin-Derham Hall in 2006-07, finishing with a record of 20-6-2...Tallied 65 points (37-28=65) in 31 outings as a junior with the Raiders in 2005-06...Recorded seven points (6-1=7) in three games during the 2006 Class AA High School Tournament, and had the first goal in each of those contests...Named to the All-Tournament Team.

SEASON	CLUB	LEAGUE	REGULAR SEASON				PLAYOFFS			
			GP	G	A	PTS	PIM	GP	G	A
2003-04	Cretin-Derham	MN-HS	27	19	13	32	32	—	—	—
2004-05	Cretin-Derham	MN-HS	28	25	21	46	48	—	—	—
2005-06	Cretin-Derham	MN-HS	31	37	28	65	36	—	—	—
2006-07	Cretin-Derham	MN-HS	17	21	15	36	—	—	—	—
2007-08	Tri-City	USHL	55	15	16	31	34	—	—	—
2008-09	Wisconsin	WCHA	8	1	0	1	4	—	—	—



NIKO HOVINEN

Position: Goaltender **Catches:** Left **Height:** 6-6 **Weight:** 208

Born: March 16, 1988; Helsinki, Finland

Acquired: Selected in the fifth round (132nd overall) of the 2006 NHL Entry Draft.

Recorded a 1.99 GAA in 13 games with Pelicans Lahti in the Finnish Junior League in 2008-09 and compiled a 7-12-1 record, 2.92 GAA, .896 SV% and two shutouts in 21 games with the club's senior league team. Played in four games for Jokerit (Finland) allowing 12 goals in 2007-08...Also appeared in 22 games for the junior squad finishing with a 2.74 GAA...Made one appearance for Jokerit, allowing four goals in 2006-07...Played in 26 games in 2005-06 with Jokerit Jr. and led all team goaltenders in games played (26)...Recorded a 3.12 GAA and a .918 SV%...No. 7 among European netminders in NHL Central

Scouting Service final rankings.

SEASON	CLUB	LEAGUE	REGULAR SEASON					PLAYOFFS				
			GP	W	L	OT	GAA	SO	GP	W	L	OT
2005-06	Jokerit Helsinki	Fin-Jr.	26	—	—	—	3.12	—	—	—	—	—
	Jokerit U18	Fin-U18	11	—	—	—	3.20	1	4	—	—	—
2006-07	Jokerit Helsinki	Fin-Jr. A	27	13	10	0	2.71	1	5	2	3	—
	Suomi U20	Fin-2	6	1	2	0	2.99	0	—	—	—	—
	Jokerit Helsinki	Finland	1	0	1	0	4.00	0	—	—	—	—
2007-08	Jokerit Helsinki	Fin-Jr. A	22	—	—	—	2.74	—	3	—	—	—
2008-09	Lahti	Fin-Jr. A	13	—	—	—	1.99	—	—	—	—	—
	Lahti	Finland	21	—	—	—	2.92	—	—	—	—	—


112



IT'S IN OUR BLOOD.

2009-10 MINNESOTA WILD TEAM GUIDE

FUTURE WILD



HARRI ILVONEN

Position: Defenseman **Shoots:** Left **Height:** 6-2 **Weight:** 187

Born: November 3, 1988; Helsinki, Finland

Acquired: Selected in the sixth round (170th overall) of the 2007 NHL Entry Draft.

Tallied one assist and six PIM in 23 games with Tappara Tampere in the Finnish Junior League in 2008-09...Played in 11 games with HPK Hameenlinna scoring two goal and two assists (2+2=4) in 2007-08... Collected 30 points (9-21=30) and 38 PIM with Tappara Tampere (Finland Jr.) in 2006-07...Ranked No. 21 among European skaters in NHL Central Scouting Service final rankings...Recorded a pair of assists and 12 PIM in 10 games for Suomi (Finland-2) and posted two PIM in seven games for Tappara (Finland).

SEASON	CLUB	LEAGUE	REGULAR SEASON				PLAYOFFS			
			GP	G	A	PTS	PIM	GP	G	A
2005-06	Tappara U18	Fin-U18	10	3	5	8	10	3	0	2
	Tappara Jr.	Fin-Jr.	24	2	1	3	24	—	—	—
2006-07	Tappara Tampere	Fin-Jr.	39	9	21	30	38	10	0	2
	Tappara Tampere	Finland	7	0	0	0	2	—	—	—
	Suomi U20	Fin-2	10	0	2	2	12	—	—	—
2007-08	Tappara Tampere	Fin-Jr.	14	2	10	12	22	—	—	—
	HPK Hameenlinna	Finland	11	2	2	4	2	—	—	—
2008-09	Tappara Tampere	Finland	23	0	1	1	6	3	0	1
	LeKi Lempäala	Finland	21	4	3	7	8	—	—	—

DARCY KUEMPER


Position: Goaltender **Catches:** Left **Height:** 6-4 **Weight:** 199

Born: May 5, 1990; Saskatoon, Saskatchewan

Acquired: Selected in the sixth round (161st overall) of the 2009 NHL Entry Draft.

Appeared in 55 games with Red Deer in 2008-09...Ranked second among WHL rookie goaltenders with a .898 SV% and 21 wins...Ranked third with a 2.96 GAA...Added three shutouts...Ranked as the ninth North American goaltender by NHL Central Scouting.

SEASON	CLUB	LEAGUE	REGULAR SEASON				PLAYOFFS			
			GP	W	L	OT	GAA	SO	GP	W
2006-07	Spokane	WHL	—	—	—	—	—	—	1	0
2008-09	Red Deer	WHL	55	21	25	8	2.96	3	—	—



NICK LEDDY


Position: Defenseman **Shoots:** Left **Height:** 5-11 **Weight:** 179

Born: March 20, 1991; Eden Prairie, Minnesota

Acquired: Selected in the first round (16th overall) of the 2009 NHL Entry Draft.

Led Eden Prairie (Minn.) to the 2009 Class 2A State Championship, the first ever for the Eagles...Won the 2009 Mr. Hockey Award, given annually to the most outstanding senior high school hockey player in the state of Minnesota...Also named the Star Tribune's Player of the Year...Led all Eden Prairie defensemen with 37 points (8-29=37) in 25 regular season games and added eight points (4-4=8) in six postseason contests...Selected to participate in the 2009 U.S. National Junior Evaluation Camp...Represented Team USA at the Under-18 Memorial of Ivan Hlinka tournament in 2008, recording two assists in four games...Will attend the University of Minnesota.

SEASON	CLUB	LEAGUE	REGULAR SEASON				PLAYOFFS			
			GP	G	A	PTS	PIM	GP	G	A
2008-09	Eden Prairie	HS-MN	25	8	29	37	—	6	4	4



2009-10 MINNESOTA WILD TEAM GUIDE

IT'S IN OUR BLOOD.




113

32 BACKSTROM
25 BELANGER
24 BOOGAARD
96 BOUCHARD
21 BRODZIAK
15 BRUNETTE
8 BURNS
22 CLUTTERBUCK
18 GILLIES
37 HARDING
14 HAVLAT
34 HNIDY
5 JOHNSON
9 KOIVU
20 MIETTINEN
11 NOLAN
67 POULIOT
55 SCHULTZ
36 SCOTT
51 SHEPPARD
12 WELLER
6 ZANON
3 ZIDLICKY



FUTURE WILD




SEAN LORENZ

Position: Defenseman **Shoots:** Right **Height:** 6-1 **Weight:** 191
Born: March 10, 1990; Littleton, Colorado
Acquired: Selected in the fourth round (115th overall) of the 2008 NHL Entry Draft.

Collected three assists and 18 PIM in 40 games with the University of Notre Dame (CCHA) in 2008-09...Spent 2006-08 with USA Hockey's National Development Program...Totalled 59 games while scoring three goals, eight assists and 30 PIM...Won a bronze medal with Team USA at the 2008 Under-18 World Championship.

SEASON	CLUB	LEAGUE	GP	REGULAR SEASON				PIM	PLAYOFFS				PIM
				G	A	PTS			GP	G	A	PTS	
2006-07	USNTDP	NAHL	45	1	7	8		26	6	0	0	0	2
2007-08	USNTDP	NAHL	14	2	1	3		4	—	—	—	—	—
2008-09	Notre Dame	CCHA	40	0	3	3		18	—	—	—	—	—



KYLE MEDVEC

Position: Defenseman **Shoots:** Left **Height:** 6-6 **Weight:** 205
Born: June 16, 1988; Westminster, Colorado
Acquired: Selected in the fourth round (102nd overall) of the 2006 NHL Entry Draft.

Totalled 12 points (2-10=12) and 40 PIM in 39 games for the University of Vermont (HE) in sophomore season in 2008-09... Played in 30 games in his freshman campaign with Vermont in 2007-08 collecting five points (1+4=5)...Recorded all of his points in conference games...Notched the first assist of his career in a 1-1 tie at Boston College (10/21)...Scored the first goal of his career in a 5-1 loss (2/1)...Posted 18 points (4-14=18) and 83 PIM in 57 games with Sioux City in his first full USHL season in 2006-07...Recorded 35 points (13-22=35) and 44 PIM in his senior year at Apple Valley (Minn.) in 2005-06...Two-

time All-Lake Conference selection...Named to the 2006 Pioneer Press AP All-State Team and the Star Tribune All-Metro Team...Ranked No. 82 among North American skaters in NHL-CSS final rankings.

SEASON	CLUB	LEAGUE	GP	REGULAR SEASON				PIM	PLAYOFFS				PIM
				G	A	PTS			GP	G	A	PTS	
2005-06	Apple Valley	MN-HS	28	13	22	35		44	—	—	—	—	—
	Sioux City	USHL	3	0	0	0		0	—	—	—	—	—
2006-07	Sioux City	USHL	57	4	14	18		83	7	0	0	0	4
2007-08	Vermont	HE	30	1	4	5		18	—	—	—	—	—
2008-09	Vermont	HE	39	2	10	12		40	—	—	—	—	—



JERE SALLINEN

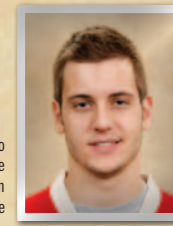
Position: Left Wing **Shoots:** Left **Height:** 6-0 **Weight:** 205
Born: October 26, 1990; Espoo, Finland
Acquired: Selected in the sixth round (163rd overall) of the 2009 NHL Entry Draft.

Missed most of the 2008-09 season with a back injury...Recorded three points (1-2=3) and 31 PIM in nine games with Blues Espoo of Finland's Junior League in 2008-09...Tallied 30 points (11-19=30) and 94 PIM in 36 games with the Blues in 2007-08...Represented Finland at the 2008 Under-18 World Championship in Kazan, Russia, totaling three points (2-1=3) in six games...Ranked as the 73rd International skater by NHL Central Scouting.

SEASON	CLUB	LEAGUE	GP	REGULAR SEASON				PIM	PLAYOFFS				PIM
				G	A	PTS			GP	G	A	PTS	
2006-07	Espoo	Fin-Jr. B	26	9	3	12		44	—	—	—	—	—
2007-08	Espoo	Fin-Jr. B	13	8	10	18		16	—	—	—	—	—
	Espoo	Fin-Jr. A	36	11	19	30		94	—	—	—	—	—
	Espoo	Finland	6	0	0	0		2	—	—	—	—	—
2008-09	Espoo	Fin-Jr. A	—	—	—	—		—	—	—	—	—	—
	Espoo	Finland	—	—	—	—		—	—	—	—	—	—
	Finland	WJC	6	2	1	3		31	—	—	—	—	—



FUTURE WILD



MARCO SCANDELLA

Position: Defenseman **Shoots:** Left **Height:** 6-2 **Weight:** 213
Born: February 23, 1990; Montreal, Quebec
Acquired: Selected in the second round (55th overall) of the 2008 NHL Entry Draft.

Recorded 37 points (10-27=37) and 64 PIM in 58 games with Val D'Ors before joining Houston for two games and totaled two PIM in six playoff games with the Aeros in 2008-09...Recorded 14 points (4-10=14) and 35 PIM in 65 games during his rookie season with the Val d'Or Foruers of the Quebec Major Junior Hockey League (QMJHL) in 2007-08...Won a gold medal with Team Canada at the Under-18 World Championship, posting two points (1-1-2) and a +7 rating in seven games...Led Val d'Or rookie defensemen in scoring and was named the QMJHL Prospect of the Month in December 2007.

SEASON	CLUB	LEAGUE	GP	REGULAR SEASON				PIM	PLAYOFFS				PIM
				G	A	PTS			GP	G	A	PTS	
2007-08	Val D'Ors	QMJHL	65	4	10	14		35	4	0	1	1	4
2008-09	Val D'Ors	QMJHL	58	10	27	37		64	—	—	—	—	—
	Houston	AHL	2	0	0	0		0	6	0	0	0	2

HOW THE WILD WAS BUILT

YEAR	DRAFT (RD/PICK)	FREE AGENT (SIGNED)	TRADE/WAIVERS (TEAM, DATE)
2000	NICK SCHULTZ (2/33)		
2001	MIKKO KOIVU (1/6) DEREK BOOGAARD (7/202)		
2002	PIERRE-MARC BOUCHARD (1/8) JOSH HARDING (2/38)		
2003	BRENT BURNS (1/20) Danny Irlen (3/78)		
2004	Clayton Stoner (3/79) Anton Khudobin (7/206)		
2005	BENOIT POULIOT (1/4) Matt Kassian (2/57) Morten Madsen (4/122)		
2006	JAMES SHEPPARD (1/9) CAL CLUTTERBUCK (3/72)	NIKLAS BACKSTROM (6/1) KIM JOHNSON (7/1) JOHN SCOTT (12/31)	
2007	COLTON GILLES (1/16) Justin Falk (4/110) Cody Almond (5/140)	ERIC BELANGER (7/3)	Petr Kalus (BOS, 7/1)
2008		Maxim Noreau (5/22) ANDREW BRUNETTE (7/1) CRAIG WELLER (7/1) ANTTI MIETTINEN (7/4) OWEN NOLAN (7/7) Barry Brust (7/7) Brandon Rogers (7/15)	MAREK ZIDLICKY (NSH, 7/1)
2009		MARTIN HAVLAT (7/1) GREG ZANON (7/1) SHANE HNIDY (7/3) Jamie Fraser (7/8) Jaime Sifers (7/8) Jon DiSalvatore (7/17) Duncan Milroy (7/17) Nathan Smith (7/22) Ryan Lannon (7/23)	Robbie Earl (1/21, TOR) KYLE BRODZIAK (EDM, 6/27)

32 BACKSTROM
25 BELANGER
24 BOOGAARD
96 BOUCHARD
21 BRODZIAK
15 BRUNETTE
8 BURNS
22 CLUTTERBUCK
18 GILLIES
37 HARDING
14 HAVLAT
34 HNIDY
5 JOHNSON
9 KOIVU
20 MIETTINEN
11 NOLAN
67 POULIOT
55 SCHULTZ
36 SCOTT
51 SHEPPARD
12 WELLER
6 ZANON
3 ZIDLICKY



TEAM ROSTER

LEFT WING	HT	WT	SHOT	BORN	BIRTHPLACE
Derek Boogaard	6-7	258	Left	6/23/82	Saskatoon, Saskatchewan
Andrew Brunette	6-1	211	Left	8/24/73	Sudbury, Ontario
Robbie Earl	5-11	197	Left	6/6/85	Chicago, Illinois
Kris Foucault	6-1	201	Left	12/12/90	Calgary, Alberta
Colton Gillies	6-4	199	Left	2/12/89	Surrey, British Columbia
Erik Haula	5-11	170	Left	3/23/91	Pori, Finland
Petr Kalus	6-1	200	Left	6/29/87	Ostrava, Czech Republic
Matt Kassian	6-5	240	Left	10/28/86	Edmonton, Alberta
Jere Sallinen	6-0	205	Left	10/26/90	Espoo, Finland
CENTERS	HT	WT	SHOT	BORN	BIRTHPLACE
Cody Almond	6-2	215	Left	7/24/89	Calgary, Alberta
Eric Belanger	6-0	189	Left	12/16/77	Sherbrooke, Quebec
Kyle Brodziak	6-2	209	Right	5/25/84	Saint Paul, Alberta
Anthony Hamburg	6-0	195	Right	8/30/91	Phoenix, Arizona
Chris Hickey	6-1	196	Right	9/2/88	Mendota Heights, Minnesota
Mikko Koivu	6-2	214	Left	3/12/83	Turku, Finland
Morten Madsen	6-2	206	Left	1/16/87	Rodovre, Denmark
Benoit Pouliot	6-3	194	Left	9/29/86	Alfred, Ontario
James Sheppard	6-1	220	Left	4/25/88	Halifax, Nova Scotia
Nathan Smith	6-2	206	Left	2/9/82	Strathcona, Alberta
RIGHT WINGS	HT	WT	SHOT	BORN	BIRTHPLACE
Pierre-Marc Bouchard	5-10	173	Left	4/27/84	Sherbrooke, Quebec
Cal Clutterbuck	5-10	209	Right	11/18/87	Welland, Ontario
Jon DiSalvatore	6-0	198	Right	3/30/81	Bangor, Maine
Eero Elo	6-1	165	Right	4/26/90	Rauma, Finland
Alexander Fallstrom	6-2	192	Right	9/15/90	Gothenburg, Sweden
Martin Havlat	6-2	217	Left	4/19/81	Mlada Boleslav, Czech Republic
Danny Irmén	6-0	195	Right	9/6/84	Fargo, North Dakota
Carson McMillan	6-1	209	Right	9/10/88	Brandon, Manitoba
Antti Miettinen	5-11	194	Right	7/3/80	Hameenlinna, Finland
Duncan Milroy	6-0	196	Right	2/8/83	Edmonton, Alberta
Owen Nolan	6-1	214	Right	2/12/72	Belfast, Northern Ireland
Craig Weller	6-4	221	Right	1/17/81	Calgary, Alberta
DEFENSEMEN	HT	WT	SHOT	BORN	BIRTHPLACE
Brent Burns	6-5	232	Right	3/9/85	Ajax, Ontario
Tyler Cuma	6-1	193	Left	1/19/90	Toronto, Ontario
Justin Falk	6-5	214	Left	10/11/88	Snowflake, Manitoba
Jamie Fraser	6-1	196	Left	11/17/85	Sarnia, Ontario
Shane Hnidy	6-1	202	Right	11/8/75	Neepawa, Manitoba
Harri Ilvonen	6-2	187	Left	11/3/88	Helsinki, Finland
Kim Johnsson	6-1	184	Left	3/16/76	Malmo, Sweden
Ryan Lannon	6-1	210	Left	12/14/82	Grafton, Massachusetts
Nick Leddy	5-11	179	Left	3/20/91	Eden Prairie, Minnesota
Sean Lorenz	6-1	191	Right	3/10/90	Littleton, Colorado
Maxim Noreau	5-11	190	Right	5/14/87	Montreal, Quebec
Kyle Medvec	6-6	205	Left	6/16/88	Westminster, Colorado
Brandon Rogers	6-1	194	Left	2/27/82	Rochester, New Hampshire
Marco Scandella	6-2	213	Left	2/23/90	Montreal, Quebec
Nick Schultz	6-1	203	Left	8/25/82	Strasbourg, Saskatchewan
John Scott	6-8	264	Left	9/26/82	St. Catharines, Ontario
Jaime Sifers	5-11	202	Right	1/18/83	Stratford, Connecticut
Clayton Stoner	6-3	214	Left	2/19/85	Port McNeill, British Columbia
Greg Zanon	5-11	198	Left	6/5/80	Burnaby, British Columbia
Marek Zidlicky	5-11	186	Right	2/3/77	Most, Czech Republic
GOALTENDERS	HT	WT	CATCH	BORN	BIRTHPLACE
Niklas Backstrom	6-1	186	Left	2/13/78	Helsinki, Finland
Barry Brust	6-2	233	Left	8/8/83	Swan River, Manitoba
Wade Dubielewicz	5-10	192	Left	1/30/79	Invermere, British Columbia
Matt Hackett	6-2	167	Left	3/7/90	London, Ontario
Josh Harding	6-1	199	Right	6/18/84	Regina, Saskatchewan
Niko Hovinen	6-6	208	Left	3/16/88	Helsinki, Finland
Anton Khudobin	5-11	203	Left	5/7/86	Kamenogorsk, Kazakhstan
Darcy Kuemper	6-4	199	Left	5/5/90	Saskatoon, Saskatchewan

2008-09 TEAM	LEAGUE	GP	G	A	PTS	PIM	ACQ
MINNESOTA	NHL	51	0	3	3	87	EN/02
MINNESOTA	NHL	80	22	28	50	18	FA/08
Toronto / Houston	AHL	69	6	13	19	54	TRD/09
Kootenay / Calgary	WHL	26	9	8	17	16	EN/09
MINNESOTA	NHL	45	2	5	7	18	EN/07
Shattuck St. Mary's	HS-MN	53	26	58	84	46	EN/09
Balashikha	KHL	17	0	2	2	106	TRD/07
Houston	AHL	56	1	2	3	130	EN/05
Espoo	Finland	—	—	—	—	—	EN/09
2008-09 TEAM	LEAGUE	GP	G	A	PTS	PIM	ACQ
Kelowna	WHL	70	33	33	66	105	EN/07
MINNESOTA	NHL	79	13	23	36	26	FA/07
EDMONTON	NHL	79	11	16	27	21	TRD/09
Dallas AAA	Midget-TX	70	29	70	99	76	EN/09
Wisconsin	WCHA	8	1	0	1	4	EN/06
MINNESOTA	NHL	79	20	47	67	66	EN/01
Houston	AHL	56	6	16	22	33	EN/05
MINNESOTA	NHL	37	5	6	11	18	EN/05
MINNESOTA	NHL	82	5	19	24	41	EN/06
Lake Erie	AHL	44	6	10	16	42	FA/09
2008-09 TEAM	LEAGUE	GP	G	A	PTS	PIM	ACQ
MINNESOTA	NHL	71	16	30	46	20	EN/02
MINNESOTA	NHL	78	11	7	18	76	EN/06
Lowell	AHL	76	20	33	53	32	FA/09
Lukko Rauma	Fin-Jr. A	1	0	0	0	0	EN/08
Shattuck St. Mary's	HS-MN	52	40	47	87	52	EN/09
CHICAGO	NHL	81	29	48	77	30	FA/09
Houston	AHL	69	7	11	18	39	EN/03
Calgary	WHL	68	31	41	72	93	EN/07
MINNESOTA	NHL	82	15	29	44	32	FA/08
Ingolstadt ERC	Germany	49	14	34	48	16	FA/09
MINNESOTA	NHL	59	25	20	45	26	FA/08
MINNESOTA	NHL	36	1	2	3	47	FA/08
2008-09 TEAM	LEAGUE	GP	G	A	PTS	PIM	ACQ
MINNESOTA	NHL	59	8	17	25	45	EN/03
Ottawa	OHL	21	1	8	9	27	EN/08
Houston	AHL	65	0	3	3	44	EN/07
Bridgeport	AHL	66	7	14	21	30	FA/09
BOSTON	NHL	65	3	9	12	45	FA/09
Tappara Tampere	Finland	23	0	1	1	6	EN/07
MINNESOTA	NHL	81	2	22	24	44	FA/06
San Antonio	AHL	63	0	5	5	33	FA/09
Eden Prairie	HS-MN	—	—	—	—	—	EN/09
Notre Dame	CCHA	40	0	3	3	18	EN/08
Houston	AHL	63	0	5	5	33	FA/09
Vermont	HE	39	2	10	12	40	EN/06
Houston	AHL	74	3	29	32	80	FA/08
Val d'Or	QMJHL	58	10	27	37	64	EN/08
MINNESOTA	NHL	79	2	9	11	31	EN/00
MINNESOTA	NHL	20	0	1	1	21	FA/06
Toronto	NHL	23	0	2	2	18	FA/09
Houston	AHL	63	2	22	24	81	EN/04
NASHVILLE	NHL	82	4	7	11	38	FA/09
MINNESOTA	NHL	76	12	30	42	76	TRD/08
2008-09 TEAM	LEAGUE	GP	W-L-OT	SO	GAA	SV%	ACQ
MINNESOTA	NHL	71	37-24-8	8	2.33	.923	FA/06
Houston	AHL	28	9-9-3	0	2.52	.913	FA/07
Ak Bars Kazan	KHL	21	11-8-3	0	2.77	.892	FA/09
Plymouth	OHL	55	34-15-3	2	3.04	.913	EN/09
MINNESOTA	NHL	19	3-9-1	0	2.21	.929	EN/02
Lahti	Finland	21	—	—	2.92	—	EN/06
Houston	AHL	10	3-6-1	0	3.04	.892	EN/04
Red Deer	WHL	55	21-25-8	3	2.96	.898	EN/09

32 BACKSTROM

25 BELANGER

24 BOOGAARD

96 BOUCHARD

21 BRODZIAK

15 BRUNETTE

8 BURNS

22 CLUTTERBUCK

18 GILLIES

37 HARDING

14 HAVLAT

34 HNIDY

5 JOHNSON

9 KOIVU

20 MIETTINEN

11 NOLAN

67 POULIOT

55 SCHULTZ

36 SCOTT

51 SHEPPARD

12 WELLER

6 ZANON

3 ZIDLICKY



HOUSTON AEROS

American Hockey League

1221 Lamar Street, Suite 1100 • Houston, TX 77010

Tel: (713) 974-7825 • Fax: (713) 361-7900

aeros.com

Home Rink: Toyota Center (17,800 for hockey)

Rink Address: 1510 Polk Street • Houston, TX 77002

Team Colors: Red, Green, Gold and White

Calder Cup Championships: One (2003)

Turner Cup Championships: One (1999)

2008-09 Record: 38-31-2-9 (87 pts.), third in West Division

Affiliation: Became Minnesota's primary developmental affiliate on

May 21, 2001...Was purchased and became an entity of Minnesota Sports & Entertainment on July 7, 2003.



DIRECTORY

General Manager / Governor	Jim Mill
Executive Vice President of Business Operations / Alternate Governor	Jamie Spencer
Head Coach	Kevin Constantine
Assistant General Manager / Assistant Coach	Troy Ward
Athletic Trainer	Jody Green
Head Equipment Manager	Doug Tretiak
Communications Manager	Robert Desimone



KEVIN CONSTANTINE

HEAD COACH

Kevin Constantine is entering his third season with Houston after being named the seventh head coach in Aeros history on May 29, 2007.

Constantine, 50 (12/27/58), has been behind the bench as a head coach for more than 1,100 combined games, presiding over teams in the National Hockey League (NHL), American Hockey League (AHL), United States Hockey League (USHL), International Hockey League (IHL) and Western Hockey League (WHL).

Constantine led Houston to a 39-31-2-9 record (87 pts.) in 2008-09 securing the Aeros' 13th playoff appearance in 15 years. He also became the third coach in AHL history to win two game sevens on the road in the same playoff season, defeating Peoria in the West Division Semifinals followed by Milwaukee in the West Division Finals. The Aeros were eliminated in the Western Conference Finals by Manitoba in six games.

In 2007-08, his first year behind the Aeros bench, Constantine led the club to the franchise's best single-season improvement of 32 points. He tallied a 45-29-2-4 record (96 pts.) leading Houston to a third place finish in the West Division.

The native of International Falls, Minn., accrued a 159-153-66 mark in seven NHL seasons with San Jose, Pittsburgh and New Jersey. Two seasons after helping Kansas City claim the International Hockey League's Turner Cup championship in 1991-92; Constantine took over a Sharks team that won just 11 games the previous season. Constantine led San Jose to a 33-35-16 record in 1993-94 and a first-round upset of Detroit in the Western Conference Quarterfinals. He was the runner-up to current Minnesota Wild head coach Jacques Lemaire for the Jack Adams Trophy as the NHL's top coach, after the Sharks improved a league-record 58 points. Constantine is the only NHL coach to ever lead a pair of No. 8 seeds over a No. 1 seed, having also led Pittsburgh over New Jersey in 1998-99.

Constantine joined expansion Everett in 2003-04 and led the Silvertips to a 162-106-20 mark in four seasons. Everett won division titles in three of his four seasons there, and advanced to the WHL Final in its inaugural season, helping Constantine land Coach of the Year honors. Among the players under Constantine's tutelage in Washington include Ondrej Fiala, the Wild's second-round pick (No. 40 overall) in the 2006 NHL Entry Draft, and Peter Mueller, the eighth-overall pick by Phoenix in 2006.

Constantine also founded the North American Hockey League's Pittsburgh Forge in 2001. The Forge compiled an 80-24-8 record in his two seasons there. Eighteen Forge players earned Division I scholarships.

Constantine played amateur hockey at Rensselaer Polytechnic Institute in upstate New York and was Montreal's ninth-round pick (No. 154 overall) in the 1978 NHL Amateur Draft.

Constantine has three sons: Mathew, Jeffrey and Nicholas.

OCTOBER

2	7:30 PM	@ Manitoba Moose
3	7:30 PM	@ Manitoba Moose
9	7:35 PM	TEXAS STARS
10	7:35 PM	TEXAS STARS
16	7:35 PM	SAN ANTONIO RAMPAGE
17	7:35 PM	TEXAS STARS
21	7:05 PM	LAKE ERIE MONSTERS
24	7:00 PM	@ San Antonio Rampage
25	3:00 PM	@ San Antonio Rampage
27	7:05 PM	HAMILTON BULLDOGS
29	7:00 PM	@ Grand Rapids Griffins
30	7:00 PM	@ Grand Rapids Griffins

NOVEMBER

1	5:00 PM	@ Texas Stars
5	7:05 PM	MANITOBA MOOSE
7	7:35 PM	SAN ANTONIO RAMPAGE
13	7:30 PM	@ Lake Erie Monsters
14	1:00 PM	@ Lake Erie Monsters
15	4:05 PM	CHICAGO WOLVES
18	7:05 PM	PEORIA RIVERMEN
20	7:05 PM	MILWAUKEE ADMIRALS
22	4:05 PM	MILWAUKEE ADMIRALS
25	7:30 PM	@ Hamilton Bulldogs
27	7:30 PM	@ Syracuse Crunch
28	4:00 PM	@ Toronto Marlies

DECEMBER

3	11:05 AM	SAN ANTONIO RAMPAGE
4	7:00 PM	@ San Antonio Rampage
11	7:35 PM	PEORIA RIVERMEN
13	4:05 PM	ROCKFORD ICEHOGS
15	7:30 PM	@ Texas Stars
16	7:05 PM	SAN ANTONIO RAMPAGE
18	7:35 PM	TEXAS STARS
20	4:05 PM	GRAND RAPIDS GRIFFINS
26	7:35 PM	SAN ANTONIO RAMPAGE
28	7:05 PM	SYRACUSE CRUNCH
30	7:00 PM	@ Chicago Wolves
31	7:05 PM	@ Rockford IceHogs

JANUARY

1	7:00 PM	@ Milwaukee Admirals
3	4:05 PM	ABBOTSFORD HEAT
6	7:30 PM	@ Texas Stars
8	7:35 PM	ROCKFORD ICEHOGS
10	4:05 PM	ROCKFORD ICEHOGS
13	7:05 PM	@ Rockford IceHogs
15	7:05 PM	@ Rockford IceHogs
16	7:35 PM	TORONTO MARLIES
22	7:30 PM	@ Abbotsford Heat
23	4:00 PM	@ Abbotsford Heat
27	7:00 PM	@ Chicago Wolves
29	7:00 PM	@ Milwaukee Admirals
30	7:00 PM	@ Peoria Rivermen

FEBRUARY

1	7:05 PM	ABBOTSFORD HEAT
3	7:05 PM	PEORIA RIVERMEN
5	7:00 PM	@ Milwaukee Admirals
6	7:00 PM	@ Grand Rapids Griffins
12	7:35 PM	GRAND RAPIDS GRIFFINS
13	7:35 PM	GRAND RAPIDS GRIFFINS
14	4:05 PM	CHICAGO WOLVES
19	7:00 PM	@ Milwaukee Admirals
20	7:00 PM	@ Chicago Wolves
21	3:00 PM	@ Peoria Rivermen
25	7:05 PM	MANITOBA MOOSE
26	7:30 PM	@ Texas Stars
27	7:35 PM	TEXAS STARS

MARCH

3	7:00 PM	@ San Antonio Rampage
5	7:35 PM	SAN ANTONIO RAMPAGE
6	7:00 PM	@ Texas Stars
12	7:35 PM	PEORIA RIVERMEN
13	7:00 PM	@ Chicago Wolves
14	5:00 PM	@ Rockford IceHogs
20	7:35 PM	MILWAUKEE ADMIRALS
21	4:05 PM	MILWAUKEE ADMIRALS
26	7:35 PM	LAKE ERIE MONSTERS
27	7:00 PM	@ Peoria Rivermen
28	2:00 PM	@ Peoria Rivermen
31	7:05 PM	CHICAGO WOLVES

APRIL

2	7:35 PM	CHICAGO WOLVES
3	7:00 PM	@ Texas Stars
6	7:05 PM	ROCKFORD ICEHOGS
8	7:00 PM	@ San Antonio Rampage
10	7:35 PM	TEXAS STARS
11	2:00 PM	@ San Antonio Rampage

Home games in CAPS.
All times central time zone.
Dates and times subject to change.

32 BACKSTROM
25 BELANGER
24 BOOGAARD
96 BOUCHARD
21 BRODZIAK
15 BRUNETTE
8 BURNS
22 CLUTTERBUCK
18 GILLIES
37 HARDING
14 HAVLAT
34 HNIDY
5 JOHNSON
9 KOIVU
20 MIETTINEN
11 NOLAN
67 POULIOT
55 SCHULTZ
36 SCOTT
51 SHEPPARD
12 WELLER
6 ZANON
3 ZIDLICKY



Megan Newquist



**LOCAL
NEWS**
at 9pm

KSTC-TV, Channel 45 is also on cable channel 12

kstc45.com



TEAM HISTORY

32 BACKSTROM
25 BELANGER
24 BOOGAARD
96 BOUCHARD
21 BRODZIAK
15 BRUNETTE
8 BURNS
22 CLUTTERBUCK
18 GILLIES
37 HARDING
14 HAVLAT
34 HNIDY
5 JOHNSON
9 KOIVU
20 MIETTINEN
11 NOLAN
67 POULIOT
55 SCHULTZ
36 SCOTT
51 SHEPPARD
12 WELLER
6 ZANON
3 ZIDLICKY



2008-09 NHL STANDINGS & LEADERS

WESTERN CONFERENCE

NORTHWEST	GP	W	L	OT	GF	GA	PTS
VANCOUVER (3)	82	45	27	10	246	220	100
CALGARY (5)	82	46	30	6	254	248	98
MINNESOTA	82	40	33	9	219	200	89
EDMONTON	82	38	35	9	234	248	85
COLORADO	82	32	45	5	199	257	69
PACIFIC	GP	W	L	OT	GF	GA	PTS
SAN JOSE (1)	82	53	18	11	257	204	117
ANAHEIM (8)	82	42	33	7	245	238	91
DALLAS	82	36	35	11	230	257	83
PHOENIX	82	36	39	7	208	252	79
LOS ANGELES	82	34	37	11	207	234	79

INDIVIDUAL SCORING LEADERS

PLAYER	GP	TOI/G	G	A	PTS	+/-	PIM	PPG	SHG	GWG	SOG	SH%
EVGENI MALKIN, PIT	82	22:31	35	78	113	17	80	14	2	4	290	12.1
ALEXANDER OVECHKIN, WSH	79	23:00	56	54	110	8	72	19	1	10	528	10.6
SIDNEY CROSBY, PIT	77	21:56	33	70	103	3	76	7	0	3	238	13.9
PAVEL DATSYUK, DET	81	19:12	32	65	97	34	22	11	1	3	248	12.9
ZACH PARISE, NJ	82	18:45	45	49	94	30	24	14	0	8	364	12.4
ILYA KOVALCHUK, ATL	79	21:48	43	48	91	-12	50	12	0	6	275	15.6
RYAN GETZLAF, ANA	81	20:07	25	66	91	5	121	9	0	2	227	11.0
JAROME IGINLA, CGY	82	21:36	35	54	89	-1	37	10	0	4	285	12.3
MARC SAVARD, BOS	82	19:32	25	63	88	25	70	9	0	5	213	11.7
NICKLAS BACKSTROM, WSH	82	19:56	22	66	88	16	45	14	0	1	174	12.6

DEFENSEMAN SCORING LEADERS

PLAYER	GP	TOI/G	G	A	PTS	+/-	PIM	PPG	SHG	GWG	SOG	SH%
MIKE GREEN, WSH	68	25:45	31	42	73	24	68	18	1	4	243	12.8
ANDREI MARKOV, MTL	78	24:37	12	52	64	-2	36	7	0	3	165	7.3
NICKLAS LIDSTROM, DET	78	24:49	16	43	59	31	30	10	0	4	180	8.9
SCOTT NIEDERMAYER, ANA	82	26:55	14	45	59	-8	70	9	0	2	178	7.9
BRIAN RAFALSKI, DET	78	23:10	10	49	59	17	20	5	0	1	141	7.1
DAN BOYLE, SJ	77	24:46	16	41	57	6	52	8	0	4	213	7.5
MARK STREIT, NYI	74	25:13	16	40	56	6	62	10	1	1	150	10.7
SHEA WEBER, NSH	81	23:58	23	30	53	1	80	10	1	4	251	9.2
SHELDON SOURAY, EDM	81	24:50	23	30	53	1	98	12	1	5	268	8.6
BRIAN CAMPBELL, CHI	82	22:34	7	45	52	5	22	4	0	1	108	6.5

EASTERN CONFERENCE

NORTHEAST	GP	W	L	OT	GF	GA	PTS
BOSTON (1)	82	53	19	10	274	196	116
MONTREAL (8)	82	41	30	11	249	247	93
BUFFALO	82	41	32	9	250	234	91
OTTAWA	82	36	35	11	217	237	83
TORONTO	82	34	35	13	250	293	81
ATLANTIC	GP	W	L	OT	GF	GA	PTS
NEW JERSEY (3)	82	51	27	4	244	209	106
PITTSBURGH (4)	82	45	28	9	264	239	99
PHILADELPHIA (5)	82	44	27	11	264	238	99
N.Y. RANGERS (7)	82	43	30	9	210	218	95
N.Y. ISLANDERS	82	26	47	9	201	279	61
SOUTHEAST	GP	W	L	OT	GF	GA	PTS
WASHINGTON (2)	82	50	24	8	272	245	108
CAROLINA (6)	82	45	30	7	239	226	97
FLORIDA	82	41	30	11	234	231	93
ATLANTA	82	35	41	6	257	280	76
TAMPA BAY	82	24	40	18	210	279	66

GOALS

Alexander Ovechkin	WSH	56
Jeff Carter	PHI	46
Zach Parise	NJ	45
Ilya Kovalchuk	ATL	43
Eric Staal	CAR	40

ASSISTS

Evgeni Malkin	PIT	78
Sidney Crosby	PIT	70
Ryan Getzlaf	ANA	66
Nicklas Backstrom	WSH	66
Pavel Datsyuk	DET	65

PLUS/MINUS

David Krejci	BOS	+37
Blake Wheeler	BOS	+36
Pavel Datsyuk	DET	+34
Duncan Keith	CHI	+33
Travis Zajac	NJ	+33

PENALTY MINUTES

Daniel Carcillo	PHI	254
Shane O'Brien	VAN	196
Colton Orr	NYR	193
Zach Stortini	EDM	181
Jared Boll	CBJ	180

POWER-PLAY GOALS

Thomas Vanek	BUF	20
Alexander Ovechkin	WSH	19
Mike Cammalleri	CGY	19
Mike Green	WSH	18
Brad Boyes	STL	16

SHORT-HANDED GOALS

Mike Richards	PHI	7
Patrick Marleau	SJ	5
Rick Nash	CBJ	5
Mikko Koivu	MIN	4
Sean Bergenheim	NYI	4

EVEN-STRENGTH GOALS

Alexander Ovechkin	WSH	36
Zach Parise	NJ	31
Ilya Kovalchuk	ATL	31
Marian Hossa	DET	30
Jeff Carter	PHI	29

GAME-WINNING GOALS

Jeff Carter	PHI	12
Brad Boyes	STL	11
Patrick Marleau	SJ	10
Petr Sykora	PIT	10
Alexander Ovechkin	WSH	10

OVERTIME GOALS

Jeff Carter	PHI	3
Zach Parise	NJ	3
15 Players Tied		2

SHOOTOUT GOALS

Wojtek Wolski	COL	10
Ales Kotalik	EDM	8
Vyacheslav Kozlov	ATL	6
Jonathan Toews	CHI	6
Brad Boyes	STL	6

POWER-PLAY POINTS

Alexander Ovechkin	WSH	46
Vyacheslav Kozlov	ATL	43
Nicklas Backstrom	WSH	42
Evgeni Malkin	PIT	41
Sidney Crosby	PIT	40

SHOTS ON GOAL

Alexander Ovechkin	WSH	528
Eric Staal	CAR	372
Zach Parise	NJ	364
Jeff Carter	PHI	342
Henrik Zetterberg	DET	309

SHOOTING PERCENTAGE

Ryan Malone	TB	21.0
Loui Eriksson	DAL	20.2
Kyle Wellwood	VAN	19.1
Thomas Vanek	BUF	19.0
Andrew Brunette	MIN	18.6

FACE-OFF WIN PERCENTAGE

Rod Brind'Amour	CAR	61.0
Kris Draper	DET	60.3
Radek Bonk	NSH	59.9
Manny Malhorta	CBJ	58.0
David Steckel	WSH	57.9

TIME ON ICE/GAME

Jay Bouwmeester	FLA	26:59
Chris Pronger	ANA	26:56
Scott Niedermayer	ANA	26:55
Dion Phaneuf	CGY	26:32
Zdeno Chara	BOS	26:04

HITS

Cal Clutterbuck	MIN	356
Brooks Orpik	PIT	309
Dustin Brown	LA	285
Ryan Callahan	NYR	265
Matt Cooke	PIT	262

BLOCKED SHOTS

Zbynek Michalek	PHX	271
Brett Clark	COL	238
Greg Zanon	NSH	237
Michael Komisarek	MTL	207
Roman Hamrlik	MTL	195

GAMES PLAYED (GOALTENDERS)

Miikka Kiprusoff	CGY	76
Marty Turco	DAL	74
Niklas Backstrom	MIN	71
Henrik Lundqvist	NYR	70
Cam Ward	CAR	68

MINUTES PLAYED (GOALTENDERS)

Miikka Kiprusoff	CGY	4,418
Marty Turco	DAL	4,327
Henrik Lundqvist	NYR	4,153
Niklas Backstrom	MIN	4,088
Cam Ward	CAR	3,928

WINS

Miikka Kiprusoff	CGY	45
Evgeni Nabokov	SJ	41
Cam Ward	CAR	39
Henrik Lundqvist	NYR	38
Niklas Backstrom	MIN	37

LOSSES

Marty Turco	DAL	31
Ilya Bryzgalov	PHX	31
Peter Budaj	COL	29
Joey MacDonald	NYI	26
Henrik Lundqvist	NYR	25

OVERTIME/SHOOTOUT LOSSES

Vesa Toskala	TOR	11
Carey Price	MTL	10
Marty Turco	DAL	10
Dwayne Roloson	EDM	9
Mike Smith	TB	9

GOALS AGAINST AVERAGE

Tim Thomas	BOS	2.10
Steve Mason	CBJ	2.29
Niklas Backstrom	MIN	2.33
Nikolai Khabibulin	CHI	2.33
Roberto Luongo	VAN	2.34

SAVE PERCENTAGE

Tim Thomas	BOS	.933
Tomas Vokoun	FLA	.926
Craig Anderson	FLA	.924
Niklas Backstrom	MIN	.923
Roberto Luongo	VAN	.920

SHUTOUTS

Steve Mason	CBJ	10
Roberto Luongo	VAN	9
Niklas Backstrom	MIN	8
Evgeni Nabokov	SJ	7
Pekka Rinne	NSH	7

SAVES

Miikka Kiprusoff	CGY	1,946
Niklas Backstrom	MIN	1,900
Henrik Lundqvist	NYR	1,839
Ilya Bryzgalov	PHX	1,807
Marty Turco	DAL	1,790

GOALS ALLOWED

Miikka Kiprusoff	CGY	209
Marty Turco	DAL	203
Ilya Bryzgalov	PHX	187
Henrik Lundqvist	NYR	168
Vesa Toskala	TOR	166

32 BACKSTROM

25 BELANGER

24 BOOGAARD

96 BOUCHARD

21 BRODZIAK

15 BRUNETTE

8 BURNS

22 CLUTTERBUCK

18 GILLIES

37 HARDING

14 HAVLAT

34 HNIDY

5 JOHANSSON

9 KOIVU

20 MIETTINEN

11 NOLAN

67 POULIOT

55 SCHULTZ

36 SCOTT

51 SHEPPARD

12 WELLER

6 ZANON

3 ZIDLICKY



2008-09 MINNESOTA WILD

SEASON NOTES



Front Row (L to R): Niklas Backstrom, Goaltending Coach Bob Mason, Assistant Coach Mario Tremblay, Head Coach Jacques Lemaire, Owner & Governor Craig Leipold, President & General Manager Doug Risebrough, Assistant Coach Mike Ramsey, Assistant Coach Matt Shaw, Josh Harding **Second Row (L to R):** Dr. Sheldon Burns, Connor Leipold, Dr. Joel Boyd, Assistant Equipment Manager Matt Benz, Marc-Andre Bergeron, Eric Belanger, Antti Miettinen, Andrew Brunette, Mikko Koivu, Owen Nolan, Marek Zidlicky, Cal Clutterbuck, Pierre-Marc Bouchard, Head Athletic Therapist Don Fuller, Assistant Athletic Trainer Tom Kiff, Dr. Dan Peterson **Third Row (L to R):** Assistant Equipment Manager Brent Proulx, Nick Schultz, Dan Fritsche, Kim Johnsson, James Sheppard, Martin Skoula, Peter Olvecky, Marian Gaborik, Stephane Veilleux, Assistant Athletic Trainer Travis Green **Top Row (L to R):** Head Equipment Manager Tony DaCosta, Colton Gillies, Kurtis Foster, John Scott, Derek Boogaard, Brent Burns, Craig Weller, Krys Kolanos, Strength & Conditioning Coach Kirk Olson

- The Wild finished the season 5-1-1 to reach the 40-win plateau for the third consecutive season. Minnesota is one of 11 NHL teams to win 40 games in each of the last three seasons (Anaheim, Calgary, Carolina, Detroit, Montreal, Nashville, New Jersey, N.Y. Rangers, Pittsburgh and San Jose).
- Minnesota set franchise records with 20.1 PP% and 19.0 PP% on the road. The Wild also set a franchise record for best PK% (87.6) and road PK% (89.1). Minnesota is the second NHL team since the 1999-00 season to finish a season by killing at least 89.0% on the road. San Jose finished the 2007-08 season at 89.4%, the first time a team has finished at 89.0% or better since Ottawa (89.6%) and St. Louis (89.4%) in 1999-00. New Jersey holds the modern-day NHL record with 90.2%, allowing just 12 PPG on 123 chances. The Wild is the sixth team overall to kill at an 89.0% rate on the road.
- The Wild was 26-11-4 when scoring a PPG and 14-22-5 when failing to score a PPG.
- Mikko Koivu was named team captain for October, No-

vember, January and March/April. It marked the second time in team history a player has served as captain four times in a season (Bombardir 2002-03). He led the Wild in points (67), assists (47) and SHG (4). His 47 assists were the third-most by a Wild player in a single season – four off Pierre-Marc Bouchard's team record from 2007-08, and one off Andrew Brunette's second place total of 48, set in 2001-02. Koivu also recorded the 10th 60-point season in team history. Just two players have reached 70 (Marian Gaborik had 83 in 2007-08, and Brian Rolston had 79 in 2005-06). The Wild was 13-4-1 last season when Koivu scored a goal and 12-3-1 when he had two or more points. The Wild is 9-1-0 all-time when Koivu has three or more points.

- Kim Johnsson led the team and ranked tied for 21st in the NHL in TOI/game at 24:31. He logged a career-high 32:55 vs. NSH (4/10). Only Brent Burns (33:33, 1/3/09) and Filip Kuba (33:02, 12/26/02) have logged more TOI in a regular season game for the Wild. He reached the 30-minute mark five times and played 29 or more minutes 10 times. Johns-

son logged a franchise-record 1,987 minutes and skated in his 600th career NHL game at ATL (10/14).

- Marc-Andre Bergeron (14) and Marek Zidlicky (12) combined to become first pair of Wild defensemen to score 10 or more goals in single season. Only Brent Burns (15 in 2007-08) has more goals in team history from the blueline. Marek Zidlicky set franchise records for a defenseman with 10 PPG and 25 PP points (10-15=25) in a season.
- Niklas Backstrom finished third in the NHL in shutouts (8), tied for third with a 2.33 GAA, fourth in SV% (.924) and fifth in wins (37). He was the only goaltender to finish in the top five in each category. Backstrom set franchise records in wins, games played (71), career shutouts (17), shutouts at Xcel Energy Center (13) and made a team-record 20 straight starts 3/3-4/10.
- Owen Nolan became the fourth player in team history to record 25 goals in a season. Marian Gaborik did it five times, Brian Rolston scored 25 on three occasions, while

Pavol Demitra scored 25 in 2006-07. He led the team in goals, power-play goals (12) and game-winning tallies (5). Nolan scored two goals vs. SJ (3/10) to become the 14th active player to reach the 400-goal plateau. He ended the 2008-09 season among active leaders in most major categories: Tied for 27th in games played (1,127), 14th in goals (406), ninth in PPG (151) 19th in points (852) and 10th in PIM (1,753).

- Cal Clutterbuck set an NHL record with 356 hits in 2008-09, breaking the previous record of 311 set by Dustin Brown in 2007-08. Hits were first counted in the 2005-06 season. He recorded nine hits or more in a game four times and set a franchise record with 10 hits vs. SJ (3/10). Clutterbuck also tied the Wild rookie record appearing in 78 games (Sheppard 2007-08).
- Antti Miettinen and James Sheppard skated in all 82 games this season becoming the 15th and 16th players in team history to appear in all 82 contests.



32 BACKSTROM

25 BELANGER

24 BOOGAARD

96 BOUCHARD

21 BRODZIAK

15 BRUNETTE

8 BURNS

22 CLUTTERBUCK

18 GILLIES

37 HARDING

14 HAVLAT

34 HNIDY

5 JOHNSON

9 KOIVU

20 MIETTINEN

11 NOLAN

67 POULIOT

55 SCHULTZ

36 SCOTT

51 SHEPPARD

12 WELLER

6 ZANON

3 ZIDLICKY



SEASON NOTES

NHL RECORDS & LEADERBOARD

- Cal Clutterbuck set NHL record with 356 hits in 2008-09, breaking the previous record of 311 set by Dustin Brown in 2007-08.
- Mikko Koivu ranked third in NHL in face-offs won (857) and fourth in face-offs taken (1,625) for a 52.87 percent rate.
- Owen Nolan ended 2008-09 season among active leaders in most major categories: Tied for 27th in games played (1,127), 14th in goals (406), ninth in PPG (151) 19th in points (852) and 10th in PIM (1,753).
- Martin Skoula has played in 724 games since joining the NHL in 1999-00, the most of any blueliner during that time.

TEAM RECORDS

- Minnesota set franchise records with 20.1 PP% and 19.0 PP% on the road. Team also set record for best penalty kill percentage (87.6%) and road PK (89.1%).
- Minnesota finished the season 40-33-9 and is one of 11 teams to win 40 games in each of the last three seasons.
- Marc-Andre Bergeron (14) and Marek Zidlicky (12) combined to become first pair of Wild defensemen to score 10 or more goals in single season.

INDIVIDUAL RECORDS

- Niklas Backstrom set franchise records for wins (37), games played (71), shutouts (eight), saves (1,900) and minutes played (4,088). Started team-record 20 straight games 3/3-4/10. Franchise leader in GAA (2.24), SV% (.923), shutouts (17), home shutouts (13), shutout streak (149:19).
- Andrew Brunette had his NHL-leading consecutive games played streak stopped at 509 due to lower body injury (2/21 vs. DET).
- Cal Clutterbuck tied the franchise rookie record appearing in 78 games (Sheppard 2007-08).
- Kim Johnsson led team in TOI/G (24:31), while playing franchise record 1,987 minutes.
- Antti Miettinen became the first player in Wild history to score a goal in each of his first three games with the team (10/11-10/16).
- Nick Schultz has played 527 games with Wild – most all-time.
- Marek Zidlicky set franchise records for a defenseman with 10 PPG and 25 PP points (10-15=25) in a season. Was first Wild defenseman with two, two-PPG games in one season. First Wild D-man with pair of three-point games in single season (later joined by Marc-Andre Bergeron).

CAREER HIGHS

- Mikko Koivu set career-highs in points (67) and assist (47) and tied career-high with 20 goals.
- Antti Miettinen set career-highs with 29 assists and 44 points while skating in career-best 82 games. Tied career-high with 15 goals. One of two players to appear in all 82 games (Sheppard).
- James Sheppard set career-highs with five goals, 19 assists and 24 points and was one of two players to appear in all 82 games (Miettinen).
- Stephane Veilleux set career-highs in goals (13), points (23) and games played (81).

MILESTONES

- Eric Belanger played in 500th NHL game vs. COL (12/1)
- Derek Boogaard was whistled for his 400th career PIM at NSH (12/6).
- Andrew Brunette skated in 800th NHL contest at COL (11/6) and registered goal.
- Brent Burns registered goal and assist vs. COL (12/1) to reach 100 career point mark.
- Cal Clutterbuck scored first two NHL goals vs. WSH (11/24).
- Kurtis Foster appeared in first game of season at LA (3/7/09) after suffering fractured left femur at SJ (3/19/08). Scored first goal since 3/9/08 in season finale at CBJ (4/11).
- Marian Gaborik skated in 500th NHL game vs. DAL (4/7)
- Colton Gillies notched first NHL goal (GWG) vs. NYI (12/19). Recorded assist in first NHL game vs. BOS (10/11).
- Kim Johnsson played 600th career NHL game at ATL (10/14).
- Mikko Koivu notched 100th career assist at PHX (12/11).
- Antti Miettinen skated in 300th career game at VAN (3/3).
- Owen Nolan scored 400th NHL goal (along with No. 401) vs. SJS (3/10/09). Skated in 1,100th game vs. EDM (2/8).
- Peter Olvecky made NHL debut at EDM (1/30) and scored first NHL goal at CHI (2/22).
- Nick Schultz appeared in 500th game vs. EDM (2/8).
- John Scott made NHL debut vs. DET (1/3) and registered first point – an assist – at STL (3/15).
- Martin Skoula skated in 700th game and recorded assist on GWG at CHI (2/22).
- Stephane Veilleux played in 300th career NHL game vs. DAL (11/26).
- Marek Zidlicky notched assist vs. TOR (1/27) for 200th NHL point.

2008-09 GAME-BY-GAME



GAME	DATE	OPPONENT	RESULT	W	L	OT	RECORD	PTS	DIVISION/ CONF. RANK	WILD GOALS (BY #)	WILD GOALTENDERS	ATT.
1	10/11	BOSTON	4-3	W			1-0-0	2	2nd/5th	25p, 47p, 20, 25	Backstrom	*18,568
2	10/14	@Atlanta	4-2	W			2-0-0	4	1st/2nd	15p, 10, 20, 20	Backstrom	11,843
3	10/16	@Florida	6-2	W			3-0-0	6	1st/2nd	15, 5, 20p, 67, 20p, 9p	Backstrom	12,106
4	10/18	@Tampa Bay	1-0	W			4-0-0	8	t-1st/3rd	—	Backstrom	15,191
5	10/23	BUFFALO	3-4	L		OT	4-0-1	9	1st/3rd	67, 19, 8p	Backstrom	*18,568
6	10/25	COLUMBUS	2-1	W			5-0-1	11	1st/3rd	96, 11	Backstrom	*18,568
7	10/27	CHICAGO	3-2	W			6-0-1	13	1st/3rd	15, 20, 8p	Backstrom	*18,568
8	10/29	@Dallas	2-4	L			6-1-1	13	1st/3rd	47p, 15p	BACKSTROM/Harding	18,431
9	10/30	MONTREAL	1-2	L			6-2-1	13	t-1st/3rd	8	Harding	*18,568
10	11/1	@Phoenix	3-2	W			7-2-1	15	1st/3rd	67, 9, 25	Backstrom	14,817
11	11/4	@San Jose	1-3	L			7-3-1	15	1st/3rd	39	Backstrom	17,183
12	11/6	@Colorado	3-1	W			8-3-1	17	1st/3rd	96, 67p, 15	Backstrom	14,562
13	11/8	@Vancouver	0-2	L			8-4-1	17	t-1st/3rd	—	Backstrom	18,630
14	11/13	PHOENIX	4-0	W			9-4-1	19	1st/3rd	3p, 15p, 25p, 3p	Backstrom	*18,568
15	11/15	COLUMBUS	3-2	W		SO	10-4-1	21	1st/3rd	67p, 2	Backstrom	*18,568
16	11/18	@Pittsburgh	2-1	W		SO	11-4-1	23	t-1st/3rd	9	Backstrom	16,971
17	11/20	VANCOUVER	2-3	L			11-5-1	23	2nd/4th	9, 9	Backstrom	*18,568
18	11/22	ST. LOUIS	1-2	L			11-6-1	23	t-2nd/4th	19	Backstrom	*18,568
19	11/24	WASHINGTON	4-3	W			12-6-1	25	2nd/4th	22, 22p, 3p, 51	Backstrom	*18,568
20	11/26	DALLAS	3-4	L			12-7-1	25	3rd/7th	25, 11p, 15	Backstrom	*18,568
21	11/28	TAMPA BAY	4-2	W			13-7-1	27	2nd/5th	11, 51, 9, 25	Backstrom	*18,568
22	11/29	@Nashville	6-2	W			14-7-1	29	2nd/5th	96p, 15p, 11p, 9, 9p, 12p	Harding	13,990
23	12/1	COLORADO	5-6	L			14-8-1	29	2nd/5th	96, 9p, 96p, 11p, 8	BACKSTROM/Harding	*18,568
24	12/3	ST. LOUIS	4-0	W			15-8-1	31	1st/3rd	25, 15p, 3p, 20	Backstrom	*18,568
25	12/5	VANCOUVER	1-2	L			15-9-1	31	2nd/4th	9	Backstrom	*18,568
26	12/6	@Nashville	0-1	L			15-10-1	31	t-2nd/4th	—	Harding	14,408
27	12/11	@Phoenix	1-3	L			15-11-1	31	3rd/7th	20	Backstrom	13,296
28	12/13	@Los Angeles	1-3	L			15-12-1	31	3rd/7th	8p	Backstrom	14,577
29	12/14	@Anaheim	2-4	L			15-13-1	31	3rd/7th	47p, 25	Harding	16,577
30	12/17	CALGARY	2-3	L		OT	15-13-2	32	3rd/8th	15, 10	Backstrom	*18,568
31	12/19	N.Y. ISLANDERS	4-1	W			16-13-2	34	3rd/8th	19, 18, 9, 96	Backstrom	*18,568
32	12/20	@St. Louis	2-4	L			16-14-2	34	3rd/9th	55, 96	Backstrom	19,150
33	12/23	CAROLINA	3-2	W			17-14-2	36	3rd/8th	22, 10p, 19s	Backstrom	*18,568
34	12/28	CHICAGO	1-4	L			17-15-2	36	4th/9th	22	Backstrom	*18,568
35	12/29	@Calgary	1-2	L			17-16-2	36	5th/11th	19	Harding	19,289
36	12/31	SAN JOSE	3-2	W		OT	18-16-2	38	3rd/8th	11p, 39p, 8	Backstrom	*18,568
37	1/3	DETROIT	2-3	L		SO	18-16-3	39	3rd/8th	11p, 20	Harding	*18,568
38	1/4	@Colorado	2-0	W			19-16-3	41	3rd/8th	11p, 11	Backstrom	14,125
39	1/6	@Boston	1-0	W			20-16-3	43	3rd/7th	3p	Backstrom	16,272
40	1/8	@Philadelphia	1-3	L			20-17-3	43	3rd/9th	19	Backstrom	19,596
41	1/10	@Columbus	2-4	L			20-18-3	43	5th/11th	20, 3p	Harding	16,605
42	1/13	PHOENIX	6-3	W			21-18-3	45	3rd/9th	47, 11, 15, 9, 22, 51	Backstrom	*18,568
43	1/15	EDMONTON	5-1	W			22-18-3	47	3rd/8th	39, 22, 96, 8, 25p	Backstrom	*18,568
44	1/17	ANAHEIM	0-3	L			22-19-3	47	3rd/9th	—	Backstrom	*18,568
45	1/19	@Chicago	4-1	W			23-19-3	49	3rd/9th	9, 3p, 3p, 22	Backstrom	21,320
46	1/20	LOS ANGELES	2-5	L			23-20-3	49	4th/9th	11p, 3p	BACKSTROM/Harding	*18,568
47	1/27	TORONTO	6-1	W			24-20-3	51	t-2nd/4th	22, 47, 96, 15, 96, 11	Backstrom	*18,568
48	1/30	@Edmonton	1-3	L			24-21-3	51	t-2nd/4th	15	Backstrom	16,839
49	1/31	@Vancouver	4-3	W		OT	25-21-3	53	t-2nd/4th	9p, 47, 25, 47p	Backstrom	18,630
50	2/4	ANAHEIM	3-0	W			26-21-3	55	t-2nd/4th	15p, 9, 96	Backstrom	*18,568
51	2/6	NASHVILLE	0-2	L			26-22-3	55	t-3rd/4th	—	Backstrom	*18,568
52	2/8	EDMONTON	3-2	W		SO	27-22-3	57	2nd/7th	25, 20s	Backstrom	*18,568
53	2/11	COLORADO	3-2	W			28-22-3	59	2nd/6th	96, 11, 20	Backstrom	*18,568
54	2/12	@Detroit	2-4	L			28-23-3	59	3rd/7th	8p, 9s	Harding	20,066
55	2/14	OTTAWA	3-5	L			28-24-3	59	4th/10th	96, 11p, 11	Backstrom/HARDING	*18,568
56	2/19	CALGARY	2-3	L		OT	28-24-4	60	4th/9th	49s, 18	Backstrom	*18,568
57	2/21	DETROIT	5-2	W			29-24-4	62	4th/9th	11, 11p, 96, 41, 19	Backstrom	*18,568
58	2/22	@Chicago	2-1	W			30-24-4	64	3rd/8th	49p, 28	Harding	22,443
59	2/24	LOS ANGELES	1-2	L		SO	30-24-5	65	t-3rd/4th	20s	Backstrom	*18,568
60	2/27	@Calgary	1-4	L			30-25-5	65	t-3rd/4th	47	Backstrom	19,289
61	2/28	@Edmonton	2-3	L			30-26-5	65	4th/10th	15p, 20p	Harding	16,839
62	3/3	@Vancouver	2-4	L			30-27-5	65	4th/11th	49, 3p	Backstrom	18,630
63	3/5	@San Jose	4-3	W		OT	31-27-5	67	4th/11th	47, 96, 3, 9	Backstrom	17,496
64	3/7	@Los Angeles	3-4	L			31-28-5	67	4th/11th	11, 19, 25	Backstrom/HARDING	18,118
65	3/8	@Anaheim	3-2	W			32-28-5	69	4th/10th	19, 19, 15	Backstrom	17,300
66	3/10	SAN JOSE	4-5	L		OT	32-28-6	70	4th/9th	28, 96, 11, 11	Backstrom	*18,568
67	3/12	@Colorado	1-2	L		SO	32-28-7	71	4th/9th	47p	Backstrom	14,213
68	3/14	@Dallas	2-3	L		OT	32-28-8	72	4th/10th	9p, 15	Backstrom	18,584
69	3/15	@St. Louis	3-5	L			32-29-8	72	4th/10th	15, 19, 47	BACKSTROM/Harding	19,150
70	3/17	COLORADO	3-2	W		SO	33-29-8	74	4th/9th	19, 55	Backstrom	*18,568
71	3/20	@New Jersey	0-4	L			33-30-8	74	4th/11th	—	Backstrom	17,625
72	3/22	EDMONTON	3-0	W			34-30-8	76	4th/9th	11p, 11, 19	Backstrom	*18,568
73	3/24	@N.Y. Rangers	1-2	L			34-31-8	76	4th/11th	10	Backstrom	18,200
74	3/25	@N.Y. Islanders	6-2	W			35-31-8	78	4th/9th	10, 20p, 11p, 41, 15, 10p	Backstrom	13,332
75	3/28	@Calgary	2-3	L			35-32-8	78	4th/11th	15, 51	Backstrom	19,289
76	3/29	@Edmonton	3-2	W			36-32-8	80	4th/11th	15, 41, 10	Backstrom	16,839
77	3/31	VANCOUVER	1-2	L		OT	36-32-9	81	t-3rd/4th	10	Backstrom	*18,568
78	4/3	CALGARY	4-0	W			37-32-9	83	3rd/10th	15p, 22, 11, 10	Backstrom	*18,568
79	4/5	@Detroit	2-3	L			37-33-9	83	t-3rd/4th	22, 10	Backstrom	20,066
80	4/7	DALLAS	3-1	W			38-33-9	85	3rd/10th	10, 25p, 11p	Backstrom	*18,568
81	4/10	NASHVILLE	8-4	W			39-33-9	87	3rd/10th	49, 15p, 47, 5p, 47p, 9s, 22, 3	Backstrom	*18,568
82	4/11	@Columbus	6-3	W			40-33-9	89	3rd/9th	26, 10s, 41, 10, 47, 9s	Harding	*18,568

ALL CAPS indicates decision; * indicates sell out, p – power play goal, s – short-handed goal

32 BACKSTROM
25 BELANGER
24 BOOGAARD
96 BOUCHARD
21 BRODZIAK
15 BRUNETTE
8 BURNS
22 CLUTTERBUCK
18 GILLIES
37 HARDING
14 HAVLAT
34 HNIDY
5 JOHNSON
9 KOIVU
20 MIETTINEN
11 NOLAN
67 POULIOT
55 SCHULTZ
36 SCOTT
51 SHEPPARD
12 WELLER
6 ZANON
3 ZIDLICKY



2008-09 FINAL STATISTICS

#	POS	PLAYER	GP	TOI/G	G	A	PTS	+/-	PIM	PP	SH	GW	SOG	SH%	
9	C	Mikko Koivu	79	21:29	20	47	67	2	66	5	4	3	236	8.5	
15	L	Andrew Brunette	80	16:56	22	28	50	-5	18	9	0	3	118	18.6	
96	C	Pierre-Marc Bouchard	71	16:58	16	30	46	-5	20	2	0	1	142	11.3	
11	R	Owen Nolan	59	16:23	25	20	45	5	26	12	0	5	148	16.9	
20	R	Antti Miettinen	82	18:16	15	29	44	-1	32	4	2	3	186	8.1	
3	D	Marek Zidlicky	76	22:06	12	30	42	-12	76	10	0	3	147	8.2	
25	C	Eric Belanger	79	17:50	13	23	36	-5	26	4	0	4	147	8.8	
47	D	Marc-Andre Bergeron	72	16:54	14	18	32	5	30	7	0	3	140	10	
8	D	Brent Burns	59	22:25	8	19	27	-7	45	4	0	2	147	5.4	
51	C	James Sheppard	82	15:10	5	19	24	-14	41	0	0	1	88	5.7	
5	D	Kim Johnsson	81	24:31	2	22	24	-3	44	1	0	0	93	2.2	
19	L	Stephane Veilleux	81	15:47	13	10	23	-17	40	0	1	1	146	8.9	
10	R	Marian Gaborik	17	19:59	13	10	23	3	2	2	1	2	68	19.1	
22	R	Cal Clutterbuck	78	13:00	11	7	18	-5	76	1	0	1	136	8.1	
41	D	Martin Skoula	81	19:57	4	12	16	-12	10	0	0	0	55	7.3	
49	C	Dan Fritsche	50	10:38	5	8	13	-5	12	1	1	0	54	9.3	
67	L	Benoit Pouliot	37	11:50	5	6	11	1	18	2	0	1	34	14.7	
55	D	Nick Schultz	79	20:33	2	9	11	-4	31	0	0	0	48	4.2	
28	L	Peter Olvecky	31	8:55	2	5	7	1	12	0	0	1	19	10.5	
18	C	Colton Gillies	45	8:13	2	5	7	-2	18	0	0	1	22	9.1	
39	C	Krystofer Kolanos	21	10:36	3	3	6	3	16	1	0	0	30	10	
26	D	Kurtis Foster	10	13:35	1	5	6	7	6	0	0	0	10	10	
12	R	Craig Weller	36	6:57	1	2	3	-3	47	1	0	0	27	3.7	
24	L	Derek Boogaard	51	4:59	0	3	3	3	87	0	0	0	13	0	
6	D	Tomas Mojzis	4	7:14	0	1	1	-1	2	0	0	0	2	0	
36	D	John Scott	20	9:14	0	1	1	-1	21	0	0	0	6	0	
#	GOALTENDER		GP	W	L	OT	SA	GA	GAA	SV	SV%	SO	A	PIM	MIN
32	Niklas Backstrom		71	37	24	8	2,059	159	2.33	1,900	.923	8	0	6	4,088
29	Josh Harding		19	3	9	1	453	32	2.21	421	.929	0	0	2	870

2008-09 HOME/ROAD SPLITS



#	PLAYER	HOME						AWAY					
		GP	G	A	PTS	+/-	PIM	GP	G	A	PTS	+/-	PIM
25	Eric Belanger	40	9	15	24	2	14	39	4	8	12	-7	12
47	Marc-Andre Bergeron	37	5	15	20	8	18	35	9	3	12	-3	12
24	Derek Boogaard	31	0	2	2	1	50	20	0	1	1	2	37
96	Pierre-Marc Bouchard	37	12	15	27	7	8	34	4	15	19	-12	12
15	Andrew Brunette	40	10	13	23	-3	6	40	12	15	27	-2	12
8	Brent Burns	34	6	11	17	2	31	25	2	8	10	-9	14
22	Cal Clutterbuck	39	9	3	12	3	16	39	2	4	6	-8	60
26	Kurtis Foster	5	0	3	3	3	4	5	1	2	3	4	2
49	Dan Fritsche	15	2	3	5	2	4	19	2	2	4	-5	6
10	Marian Gaborik	9	5	6	11	2	0	8	8	4	12	1	2
18	Colton Gillies	19	2	3	5	1	8	26	0	2	2	-3	10
5	Kim Johnsson	41	1	10	11	4	20	40	1	12	13	-7	24
9	Mikko Koivu	41	9	30	39	8	40	38	11	17	28	-6	26
39	Krys Kolanos	11	2	1	3	2	10	10	1	2	3	1	6
20	Antti Miettinen	41	7	15	22	5	14	41	8	14	22	-6	18
6	Tomas Mojzis	1	0	0	0	0	0	3	0	1	1	-1	2
11	Owen Nolan	32	20	11	31	6	13	27	5	9	14	-1	13
28	Peter Olvecky	12	1	2	3	3	4	19	1	3	4	-2	8
67	Benoit Pouliot	18	2	1	3	-1	6	19	3	5	8	2	12
55	Nick Schultz	39	1	5	6	8	11	40	1	4	5	-12	20
36	John Scott	7	0	0	0	2	2	13	0	1	1	-3	19
51	James Sheppard	41	3	14	17	-4	20	41	2	5	7	-10	21
41	Martin Skoula	41	1	7	8	-1	2	40	3	5	8	-11	8
19	Stephane Veilleux	41	7	7	14	-3	12	40	6	3	9	-14	28
12	Craig Weller	13	0	1	1	0	14	23	1	1	2	-3	33
3	Marek Zidlicky	38	6	14	20	-2	36	38	6	16	22	-10	40
#	GOALTENDER	HOME					AWAY						
		GP	W-L-OT	GAA	SV%	SO	GP	W-L-T	GAA	SV%	SO		
32	Niklas Backstrom	39	23-9-6	2.24	.921	5	32	14-15-2	2.46	.925	3		
29	Josh Harding	5	0-2-1	1.66	.929	0	14	3-7-0	2.35	.930	0		

- 32 BACKSTROM
- 25 BELANGER
- 24 BOOGAARD
- 96 BOUCHARD
- 21 BRODZIAK
- 15 BRUNETTE
- 8 BURNS
- 22 CLUTTERBUCK
- 18 GILLIES
- 37 HARDING
- 14 HAVLAT
- 34 HNIDY
- 5 JOHNSON
- 9 KOIVU
- 20 MIETTINEN
- 11 NOLAN
- 67 POULIOT
- 55 SCHULTZ
- 36 SCOTT
- 51 SHEPPARD
- 12 WELLER
- 6 ZANON
- 3 ZIDLICKY



STATISTICAL BREAKDOWN

Overall Record.....	40-33-9	Outshooting opponent.....	19-9-5
Home Record.....	23-11-7	Outshot by opponent.....	18-22-4
Away Record.....	17-22-2	Even shots.....	3-2-0
		Overtime Record – 2008-09 Season.....	8-9
Scoring first.....	27-10-2	Overtime Record – Franchise.....	53-53
Opponent scoring first.....	13-23-7		
		vs. EASTERN CONFERENCE.....	12-5-1
Leading after one period.....	21-5-1	vs. Northeast.....	3-2-1
Trailing after one period.....	4-13-5	vs. Atlantic.....	3-3-0
Tied after one period.....	15-15-3	vs. Southeast.....	6-0-0
		vs. WESTERN CONFERENCE.....	28-28-8
Leading after two periods.....	28-1-1	vs. Central.....	10-9-1
Trailing after two periods.....	3-24-4	vs. Pacific.....	8-9-3
Tied after two periods.....	9-8-4	vs. Northwest.....	10-10-4

GOALS BY PERIOD		
PER.	WILD	OPP.
1	66	55
2	70	76
3	75	60
OT	8	9
Total	219	200
Avg.	2.67	2.44

MARGIN OF VICTORY				
GOALS	TOTAL	HOME	AWAY	
1G	19-13-9	10-6-7	9-7-2	
2G	5-15	2-2	3-13	
3G	7-4	5-3	2-1	
4G	8-1	5-0	3-1	
5G	1-0	1-0	0-0	
6+	0-0	0-0	0-0	

WHEN SCORING...		
GOALS	WILD	OPP.
0	0-5	8-0
1	2-15	9-1
2	4-15	16-10
3	14-5	6-14
4	11-1	1-12
5+	9-1	0-5

GOAL SITUATION		
	WILD	OPP.
5 on 5	125	138
5 on 4	58	6
5 on 3	7	0
4 on 4	7	11
4 on 3	1	0
3 on 3	0	0
3 on 4	0	2
3 on 5	0	6
4 on 5	8	28
Empty Net	8	6
Pen. Shot	0	0
TOTAL	214	197

2008-09 10-GAME COMPARISONS						
Game	Record	GF-GA	POWER PLAY	PENALTY KILL	SF-SA	
1-10	7-2-1	29-22	10-48 (20.8)	33-36 (91.7)	264-288	
11-20	5-5-0	23-21	9-38 (23.4)	37-41 (90.2)	283-300	
21-30	3-6-1	26-26	12-44 (27.3)	32-37 (86.5)	275-330	
31-40	5-4-1	20-21	6-42 (14.2)	24-29 (82.7)	387-393	
41-50	6-4-0	33-24	9-41 (22.0)	25-30 (83.3)	282-299	
51-60	4-4-2	22-27	4-36 (11.1)	42-46 (91.3)	259-302	
61-70	3-4-3	27-33	5-28 (17.9)	25-31 (80.6)	276-314	
71-80	5-4-1	25-19	7-41 (17.1)	32-34 (94.1)	271-312	
81-82	2-0-0	14-7	4-11 (36.4)	1-7 (14.3)	65-63	

SHOTS BY PERIOD		
PER.	WILD	OPP.
1	696	835
2	814	891
3	710	755
OT	37	37
T	2,257	2,518
Avg.	27.5	30.7

PENALTIES		
	PIM	PIM/G
Home	394	9.6
Away	475	11.6
TOTAL	869	10.8

STATISTICAL BREAKDOWN



SEASON CATEGORY LEADERS				
GAMES PLAYED	Miettinen/Sheppard	82	TIME ON ICE	Kim Johnsson 1,987:08
POINTS	Mikko Koivu	67	AVG. TIME ON ICE	Kim Johnsson 24:31
GOALS	Owen Nolan	25	FACE-OFF WIN %	Mikko Koivu 52.8
ASSISTS	Mikko Koivu	47	GAMES (GOALIE)	Niklas Backstrom 71
POWER-PLAY GOALS	Owen Nolan	12	MINUTES (GOALIE)	Niklas Backstrom 4,088
SHORT-HANDED GOALS	Mikko Koivu	4	WINS	Niklas Backstrom 37
GAME-WINNING GOALS	Owen Nolan	5	LOSSES	Niklas Backstrom 24
EVEN-STRENGTH GOALS	Pierre-Marc Bouchard	14	WINNING PERCENTAGE	Niklas Backstrom .594
SHOOTOUT GOALS	Miettinen/Zidlicky	3	OVERTIME LOSSES	Niklas Backstrom 8
3+ GOAL GAMES	None		GOALS AGAINST AVG.	Niklas Backstrom 2.33
PENALTY MINUTES	Derek Boogaard	87	SAVE PERCENTAGE	Niklas Backstrom .923
SHOTS ON GOAL	Mikko Koivu	236	SHUTOUTS	Niklas Backstrom 8
PLUS/MINUS	Kurtis Foster	7	GOALS ALLOWED	Niklas Backstrom 159

POWER PLAY				
	G	Att	Pct	NHL Rank
Home	34	160	21.2	9th
Away	32	168	19.0	15th
OVERALL	66	328	20.1	9th
SIX SHORT-HANDED GOALS ALLOWED (T-10th in the NHL)				

POWER-PLAY SCORING				
PLAYER	G	A	PTS	PP/TOI
Mikko Koivu	5	21	26	287:26
Marek Zidlicky	10	15	25	273:26
Andrew Brunette	9	9	18	271:33
Marc-Andre Bergeron	7	11	18	242:33
Owen Nolan	12	5	17	185:43
Pierre-Marc Bouchard	2	14	16	230:51
Brent Burns	4	10	14	190:28
Eric Belanger	4	9	13	165:45
Antti Miettinen	4	9	13	204:15
Marian Gaborik	2	5	7	53:21
Kim Johnsson	1	5	6	133:43
Benoit Pouliot	2	2	4	75:37
James Sheppard	0	3	3	86:00
Dan Fritsche	1	1	2	22:01
Krystofer Kolanos	1	1	2	39:46
Kurtis Foster	0	2	2	18:13
Peter Olvecky	0	2	2	17:10
Cal Clutterbuck	1	0	1	31:28
Craig Weller	1	0	1	16:43
Colton Gillies	0	1	1	13:53
Tomas Mojzis	0	1	1	7:41
Stephane Veilleux	0	1	1	32:41

PENALTY KILL				
	GA	Att	Pct	NHL Rank
Home	19	135	85.9	5th
Away	17	156	89.1	1st
OVERALL	36	291	87.6	2nd
NINE SHORT-HANDED GOALS SCORED (T-9th in the NHL)				

SHORT-HANDED SCORING				
PLAYER	G	A	PTS	SH/TOI
Mikko Koivu	4	2	6	215:18
Antti Miettinen	2	1	3	195:35
Eric Belanger	0	2	2	184:09
Kim Johnsson	0	2	2	264:52
Nick Schultz	0	2	2	263:38
Dan Fritsche	1	0	1	16:37
Marian Gaborik	1	0	1	15:43
Stephane Veilleux	1	0	1	170:14
Martin Skoula	0	1	0	215:35

32 BACKSTROM

25 BELANGER

24 BOOGAARD

96 BOUCHARD

21 BRODZIAK

15 BRUNETTE

8 BURNS

22 CLUTTERBUCK

18 GILLIES

37 HARDING

14 HAVLAT

34 HNIDY

5 JOHNSON

9 KOIVU

20 MIETTINEN

11 NOLAN

67 POULIOT

55 SCHULTZ

36 SCOTT

51 SHEPPARD

12 WELLER

6 ZANON

3 ZIDLICKY



2008-09 INJURY REPORT

PLAYER	INJURY	DATE OF INJURY	GAMES OUT	RETURN
Dan Fritsche	fractured clavicle	4/10	1	Did not
Nick Schultz	head	4/5	3	Did not
Pierre-Marc Bouchard	concussion	3/28	8	Did not
Derek Boogaard	upper body	3/22	10	Did not
Brent Burns	concussion	3/7	19	Did not
Mikko Koivu	right knee	3/22	3	3/29
Marek Zidlicky	lower body	3/20	1	3/24
Derek Boogaard	flu	3/12	1	3/14
Owen Nolan	broken toe	2/22	3	3/3
Colton Gillies	flu	2/21	1	Healthy scratch 2/24
Andrew Brunette	lower body	2/21	2	2/24
Craig Weller	head	1/15	13	2/21
Owen Nolan	upper body muscle spasms	2/4	2	2/8
Martin Skoula	flu	1/7	1	1/10
Stephanie Veilleux	flu	1/5	1	1/8
Derek Boogaard	upper body	1/3	4	1/13
Marek Zidlicky	illness	12/31	1	1/4
Kim Johnsson	personal reasons	12/29	1	12/31
Marian Gaborik	lower body	12/23	38	3/22
Marc-Andre Bergeron	lower body	12/19	10	1/13
Eric Belanger	illness	12/19	2	12/23
Owen Nolan	lower body	12/11	10	12/31
Eric Belanger	lower body	11/28	1	12/1
Josh Harding	lower body	11/18	1	Backed up 11/20
Brent Burns	upper body	11/1	4	11/13
Owen Nolan	lower body	10/29	5	11/13
Marian Gaborik	lower body	10/16	27	12/17
Owen Nolan	lower body	10/16	3	10/25
Pierre-Marc Bouchard	lower body	10/14	3	10/23
Marek Zidlicky	lower body	9/26	4	10/23
Kurtis Foster	fractured left femur	3/19/08	63	3/7

TOTAL MAN GAMES LOST: 272

2008-09 TRANSACTIONS



SEPTEMBER

- 18 Released G Cody St. Jacques and Steven Sanford, D Eric Doyle, Alexandre Neron, C Chris Culligan, Tomas Knotek, Jordan Mistelbacher and Scott Wasden and RW Kevin King.
- 25 Released D Frederic St. Denis and Tyler Schmidt and C Justin Hodgman; assigned C Cody Almond to Kelowna (WHL) and RW Carson McMillan to Calgary (WHL).
- 29 Assigned G Anton Khudobin and Nolan Schaefer, D Paul Albers, Maxim Noreau, Brandon Rogers and Clayton Stoner, LW Matt Kassian and Jason Ryznar, C Corey Locke, Bryan Lundbohm, Peter Olvecky, Morten Madsen and Marco Rosa and RW Jesse Schultz to Houston (AHL); assigned D Marco Scandella to Val-d'Or (QMJHL).

OCTOBER

- 1 Assigned LW Ryan Hamilton and RW Petr Kalus to Houston (AHL).
- 3 Signed D Justin Falk to an entry-level contract.
- 8 Assigned D Justin Falk, C Krys Kolanos and RW Cal Clutterbuck and Danny Irmien to Houston (AHL) and D Tyler Cuma to Ottawa (OHL).
- 9 Placed D Kurtis Foster and John Scott on injured reserve; assigned G Barry Brust to Houston (AHL).
- 15 Recalled RW Cal Clutterbuck from Houston (AHL); placed D Marek Zidlicky on injured reserve.
- 16 Assigned G Anton Khudobin to Florida (ECHL).
- 18 Recalled C Krys Kolanos from Houston (AHL); placed RW Pierre-Marc Bouchard on injured reserve.
- 21 Assigned C Krys Kolanos to Houston (AHL).
- 23 Activated D Marek Zidlicky and RW Pierre-Marc Bouchard from injured reserve; placed RW Owen Nolan on injured reserve; Re-assigned LW Riley Emmerson to Rochester (AHL).

NOVEMBER

- 2 Assigned D John Scott to Houston (AHL).
- 4 Recalled C Krys Kolanos from Houston (AHL); placed RW Owen Nolan on injured reserve.
- 14 Activated RW Owen Nolan from injured reserve; assigned C Krys Kolanos to Houston (AHL).
- 19 Recalled G Nolan Schaefer from Houston (AHL).
- 21 Assigned G Nolan Schaefer to Houston (AHL).
- 23 Assigned D Tomas Mojzis to Houston (AHL).

DECEMBER

- 7 Recalled C Krys Kolanos from Houston (AHL).
- 8 Assigned C Krys Kolanos to Houston (AHL).
- 17 Activated RW Marian Gaborik from injured reserve.
- 19 Recalled C Krys Kolanos from Houston (AHL); Placed RW Owen Nolan on injured reserve.

JANUARY

- 4 Placed RW Marian Gaborik on injured reserve; recalled D John Scott from Houston (AHL).
- 13 Activated D Marc-Andre Bergeron from injured reserve; assigned D John Scott to Houston (AHL).
- 15 Assigned LW Benoit Pouliot to Houston (AHL).
- 19 Recalled RW Danny Irmien from Houston (AHL).
- 22 Assigned RW Danny Irmien to Houston (AHL); acquired LW Robbie Earl from the Toronto Maple Leafs for LW Ryan Hamilton and assigned him to Houston (AHL).

- 28 Recalled LW Peter Olvecky from Houston (AHL); waived C Krys Kolanos.
- 29 Acquired C Dan Fritsche from the N.Y. Rangers for D Erik Reitz; assigned C Krys Kolanos to (AHL).

FEBRUARY

- 8 Assigned D Kurtis Foster to Houston (AHL).
- 24 Recalled D Kurtis Foster from Houston (AHL).
- 28 LW Derek Boogaard suspended five games by the NHL.

MARCH

- 3 Signed G Niklas Backstrom to a four-year contract.
- 8 Recalled D John Scott from Houston (AHL).
- 29 Recalled C Krys Kolanos and G Anton Khudobin from Houston (AHL).
- 30 Signed C Cody Almond to an entry-level contract; reassigned G Anton Khudobin to Houston (AHL).

APRIL

- 2 Recalled G Anton Khudobin from Houston (AHL).
- 3 Reassigned G Anton Khudobin to Houston (AHL).
- 6 Signed D Marco Scandella to an entry-level contract; Assigned C Krys Kolanos to Houston (AHL).
- 20 Re-signed D John Scott to a one-year contract.
- 24 Signed RW Carson McMillan to an entry-level contract.

MAY

- 22 Named Chuck Fletcher General Manager

JUNE

- 16 Named Todd Richards Head Coach
- 26 Selected D Nick Leddy (#16) in the first round of the 2009 NHL Entry Draft, acquiring the pick along with the 77th and 182nd picks in the 2009 NHL Entry Draft from the N.Y. Islanders in exchange for the 12th overall pick.
- 27 Acquired C Kyle Brodziak and the Edmonton Oilers' sixth round pick (#161) in exchange for the Wild's fourth round pick (#99) and fifth round pick (#133) in the 2009 NHL Entry Draft... Selected G Matt Hackett in the third round (#77), LW Kristopher Foucault (#103) and RW Alexander Fallstrom (#116) in the fourth round, G Darcy Kuemper (#161) and F Jere Sallinen (#163) in the sixth round, LW Erik Haula (#182) and C Anthony Hamburg (#193) in the seventh round in day two of the 2009 NHL Entry Draft.
- 30 Named Jim Mill Assistant to the General Manager.

JULY

- 1 Signed RW Martin Havlat to a six-year contract and D Greg Zanon to a three-year contract.
- 3 Signed D Shane Hnidy to a one-year contract.
- 8 Signed D Jamie Fraser and D Jaime Sifers to one-year contracts.
- 15 Announced D Clayton Stoner, RW Danny Irmien, LW/C Benoit Pouliot and LW Robbie Earl accepted 2009-10 qualifying offers.
- 17 Signed RW Duncan Milroy, RW Jon DiSalvatore and G Wade Dubielewicz to one-year contracts.
- 22 Signed C Nathan Smith to a one-year contract.
- 23 Signed C Kyle Brodziak to a three-year contract and D Ryan Lannon to a one-year contract.
- 28 Named Brent Flahr Assistant General Manager
- 29 Re-signed G Josh Harding to a one-year contract.

32 BACKSTROM
25 BELANGER
24 BOOGAARD
96 BOUCHARD
21 BRODZIAK
15 BRUNETTE
8 BURNS
22 CLUTTERBUCK
18 GILLIES
37 HARDING
14 HAVLAT
34 HNIDY
5 JOHNSON
9 KOIVU
20 MIETTINEN
11 NOLAN
67 POULIOT
55 SCHULTZ
36 SCOTT
51 SHEPPARD
12 WELLER
6 ZANON
3 ZIDLICKY



2007-08 MINNESOTA WILD



#	POS	PLAYER	GP	TOI/G	G	A	PTS	+/-	PIM	PPG	SHG	GWG	SOG	SH%
10	RW	MARIAN GABORIK	77	19:35	42	41	83	17	63	11	1	8	278	15.1
96	RW	PIERRE-MARC BOUCHARD	81	16:50	13	50	63	11	32	6	0	4	129	10.1
12	RW	BRIAN ROLSTON	81	20:04	31	28	59	-1	53	11	1	8	289	10.7
38	C	PAVOL DEMITRA	68	19:42	15	39	54	9	24	2	0	1	126	11.9
8	D	BRENT BURNS	82	23:05	15	28	43	12	80	8	0	4	158	9.5
9	C	MIKKO KOIVU	57	20:53	11	31	42	13	40	2	0	2	144	7.6
25	C	ERIC BELANGER	75	17:13	13	24	37	-6	30	7	1	3	115	11.3
21	RW	MARK PARRISH	66	14:56	16	14	30	2	16	7	0	0	95	16.8
5	D	KIM JOHNSON	80	23:26	4	23	27	-4	42	2	0	0	87	4.6
26	D	KURTIS FOSTER	56	16:24	7	12	19	0	37	3	0	2	118	5.9
15	C	JAMES SHEPPARD*	78	10:36	4	15	19	0	29	0	0	1	57	7.0
17	LW	STEPHANE VEILLEUX	77	14:31	11	7	18	-13	61	0	0	0	136	8.1
92	D	BRANKO RADIVOJEVIC	73	14:54	7	10	17	-14	48	1	0	3	91	7.7
55	D	NICK SCHULTZ	81	20:10	2	13	15	9	42	0	0	0	52	3.8
34	LW	AARON VOROS*	55	9:11	7	7	14	-7	141	0	0	1	52	13.5
17	LW	TODD FEDORUK	69	10:18	6	7	13	2	139	2	0	0	57	10.5
41	D	MARTIN SKOULA	80	20:28	3	8	11	-16	26	0	0	1	63	4.8
3	D	KEITH CARNEY	61	13:22	1	10	11	8	42	0	0	0	27	3.7
6	D	SEAN HILL	35	15:12	2	7	9	-16	32	1	0	1	18	11.1
33	D	PETTERI NUMMELIN	27	15:20	2	7	9	-2	2	1	0	1	31	6.5
83	RW	MATT FOY	28	7:49	4	4	8	-1	28	0	0	1	38	10.5
67	LW	BENOIT POULIOT*	11	8:49	2	1	3	-1	0	0	0	0	11	20.0
11	LW	CHRIS SIMON	38	7:10	1	2	3	-2	59	0	0	0	27	3.7
24	LW	DEREK BOOGAARD	34	3:55	0	0	0	-5	74	-0	0	0	6	0.0
16	C	STEVE KELLY	2	3:43	0	0	0	0	0	0	0	0	1	0.0
22	RW	CAL CLUTTERBUCK*	2	7:05	0	0	0	0	0	0	0	0	0	0.0

#	GOALTENDER	GP	W	L	OT	SA	GA	GAA	SV	SV%	SO	A	PIM	MIN
32	NIKLAS BACKSTROM	58	33	13	8	1,629	131	2.31	1,498	.920	4	0	2	3,409
29	JOSH HARDING*	29	11	15	2	836	77	2.94	761	.910	1	1	0	1,570

* ROOKIE

2007-08 GAME-BY-GAME



GAME	DATE	OPPONENT	RESULT	W	L	OT	RECORD	PTS	DIVISION/ CONF. RANK	WILD GOALS (BY #)	WILD GOALTENDERS	ATT.
1	10/4	CHICAGO	1-0 W				1-0-0	2	t-1st/t-2nd	96	Backstrom	*18,568
2	10/6	COLUMBUS	3-2 W				2-0-0	4	t-1st/t-1st	96, 25, 8	Backstrom	*18,568
3	10/10	EDMONTON	2-0 W				3-0-0	6	1st/2nd	8, 39	Backstrom	*18,568
4	10/13	@Phoenix	3-2 W				4-0-0	8	1st/1st	10, 9p, 25s	Backstrom	12,088
5	10/14	@Anaheim	2-0 W				5-0-0	10	1st/1st	12, 21	Harding	17,174
6	10/16	@Los Angeles	3-4 L (SO)				5-0-1	11	1st/1st	38, 9, 12	Backstrom	14,239
7	10/20	@St. Louis	3-1 W				6-0-1	13	1st/1st	38p, 25, 8	Harding	19,150
8	10/21	COLORADO	3-2 W				7-0-1	15	1st/1st	21p, 12, 9p	Backstrom	*18,568
9	10/24	@Calgary	3-5 L				7-1-1	15	1st/1st	12p, 21p, 37	Backstrom	19,289
10	10/25	@Edmonton	4-5 L (SO)				7-1-2	16	1st/2nd	15, 96, 12, 21	Harding	16,839
11	10/28	@Colorado	1-3 L				7-2-2	16	1st/2nd	25p	Harding	17,041
12	10/30	PITTSBURGH	2-4 L				7-3-2	16	1st/2nd	19, 12	Harding	*18,568
13	11/1	ST. LOUIS	2-3 L				7-4-2	16	1st/2nd	10, 38	Harding	*18,568
14	11/3	CALGARY	4-1 W				8-4-2	18	1st/2nd	12, 10, 10p, 92	Backstrom	*18,568
15	11/5	EDMONTON	5-2 W				9-4-2	20	1st/2nd	21p, 96p, 26p, 21p, 19	Backstrom	*18,568
16	11/11	@Colorado	2-4 L				9-5-2	20	2nd/4th	25p, 96p	Backstrom	15,434
17	11/13	@Calgary	2-3 L				9-6-2	20	2nd/5th	9, 9p	Backstrom	19,289
18	11/15	@Edmonton	4-2 W				10-6-2	22	2nd/4th	41, 10p, 26p, 21	BACKSTROM; Harding	16,839
19	11/16	@Vancouver	2-6 L				10-7-2	22	2nd/4th	34, 8p	HARDING; Backstrom	18,630
20	11/18	COLORADO	4-1 W				11-7-2	24	1st/3rd	34, 83, 19, 8	Harding	*18,568
21	11/21	VANCOUVER	2-4 L				11-8-2	24	2nd/5th	10, 10p	Harding	*18,568
22	11/23	COLUMBUS	0-4 L				11-9-2	24	3rd/9th	-	Backstrom	*18,568
23	11/24	@Nashville	4-3 W				12-9-2	26	1st/3rd	34, 83, 10, 92	Backstrom	12,639
24	11/28	PHOENIX	3-1 W				13-9-2	28	t-1st/t-3rd	19, 10, 15	Backstrom	*18,568
25	11/30	ST. LOUIS	3-2 W (OT)				14-9-2	30	t-1st/t-3rd	8p, 12, 10	Backstrom	*18,568
26	12/2	VANCOUVER	2-1 W				15-9-2	32	1st/2nd	25p, 34	Backstrom	*18,568
27	12/5	PHILADELPHIA	1-3 L				15-10-2	32	2nd/5th	38p	Backstrom	*18,568
28	12/7	@Detroit	0-5 L				15-11-2	32	2nd/5th	-	Harding	19,508
29	12/8	@Columbus	2-1 W				16-11-2	34	2nd/5th	34, 12	Backstrom	15,666
30	12/11	@San Jose	1-4 L				16-12-2	34	2nd/5th	92p	Backstrom	17,064
31	12/14	@Anaheim	5-2 W				17-12-2	36	2nd/6th	34, 10p, 25p, 12p, 8p	Harding	17,174
32	12/15	@Los Angeles	2-1 W				18-12-2	38	t-1st/t-3rd	10, 12p	Harding	16,648
33	12/18	NASHVILLE	3-2 W				19-12-2	40	t-1st/t-3rd	10, 25, 12	Harding	*18,568
34	12/20	N.Y. RANGERS	6-3 W				20-12-2	42	t-1st/t-2nd	10, 10p, 10p, 96p, 10, 10	Harding	*18,568
35	12/22	DETROIT	1-4 L				20-13-2	42	t-2nd/t-5th	5p	Backstrom	*18,568
36	12/26	@Dallas	3-8 L				20-14-2	42	3rd/5th	34, 38, 38	Harding	18,532
37	12/27	@Phoenix	3-2 W				21-14-2	44	t-2nd/t-5th	25p, 21p, 12p	Backstrom	13,756
38	12/29	EDMONTON	5-4 W (OT)				22-14-2	46	t-1st/t-3rd	5p, 12, 10, 8, 33p	Backstrom	*18,568
39	12/31	SAN JOSE	2-3 L				22-15-2	46	2nd/5th	18, 21	Backstrom	*18,568
40	1/3	DALLAS	6-3 W				23-15-2	48	t-1st/t-3rd	10s, 38, 96, 10, 25p, 21	Backstrom	*18,568
41	1/5	@Nashville	1-4 L				23-16-2	48	3rd/6th	21	Harding	17,113
42	1/7	@Dallas	1-3 L				23-17-2	48	3rd/7th	21	Backstrom	17,502
43	1/10	@Detroit	6-5 W (SO)				24-17-2	50	3rd/5th	41, 10, 17, 83, 25	Backstrom; HARDING	17,848
44	1/11	@Chicago	5-2 W				25-17-2	52	1st/3rd	83, 10, 96, 21, 10	Harding	21,139
45	1/13	PHOENIX	4-1 W				26-17-2	54	1st/3rd	38, 15, 25, 10	Harding	*18,568
46	1/16	CALGARY	2-3 L (SO)				26-17-3	55	1st/3rd	8p, 26p	Backstrom	*18,568
47	1/18	ANAHEIM	2-4 L				26-18-3	55	2nd/6th	55, 9	Harding	*18,568
48	1/21	@Vancouver	4-2 W				27-18-3	57	1st/3rd	12, 96, 9, 96	Backstrom	18,630
49	1/22	@Calgary	1-2 L				27-19-3	57	2nd/6th	12	Harding	19,289
50	1/24	@Colorado	3-2 W				28-19-3	59	1st/3rd	17, 12p, 38	Backstrom	15,321
51	1/30	ANAHEIM	5-1 W				29-19-3	61	1st/3rd	12, 10, 9, 96, 15	Backstrom	*18,568
52	2/2	@Columbus	4-1 W				30-19-3	63	1st/3rd	26, 12, 10, 10	Backstrom	18,529
53	2/5	DETROIT	2-3 L (OT)				30-19-4	64	1st/3rd	12p, 38	Backstrom	*18,568
54	2/7	DALLAS	0-1 L				30-20-4	64	1st/3rd	-	Backstrom	*18,568
55	2/9	N.Y. ISLANDERS	4-3 W (OT)				31-20-4	66	1st/3rd	26, 12, 12, 8	Backstrom	*18,568
56	2/10	@St. Louis	2-1 W (SO)				32-20-4	68	1st/3rd	10	Harding	16,477
57	2/12	@Edmonton	2-4 L				32-21-4	68	1st/3rd	38, 12p	Backstrom; HARDING	16,839
58	2/14	@Vancouver	5-4 W (SO)				33-21-4	70	1st/3rd	19, 19, 26, 10	Backstrom	18,630
59	2/17	NASHVILLE	5-4 W (OT)				34-21-4	72	1st/3rd	33, 21, 96p, 10, 10	Backstrom	*18,568
60	2/19	VANCOUVER	2-3 L (OT)				34-21-5	73	1st/3rd	10p, 25p	Backstrom	*18,568
61	2/20	@Chicago	0-3 L				34-22-5	73	1st/3rd	-	Harding	17,812
62	2/24	CALGARY	1-2 L				34-23-5	73	2nd/6th	21p	Backstrom	*18,568
63	2/26	@Washington	1-4 L				34-24-5	73	2nd/6th	92	Backstrom	17,391
64	2/27	@Tampa Bay	3-2 W				35-24-5	75	1st/3rd	17p, 38, 12p	Backstrom	17,211
65	2/29	@Florida	3-2 W				36-24-5	77	1st/3rd	9, 19, 8p	Backstrom	16,927
66	3/2	LOS ANGELES	2-1 W (OT)				37-24-5	79	1st/3rd	10, 41	Backstrom	*18,568
67	3/4	CHICAGO	2-4 L				37-25-5	79	1st/3rd	38, 19	Backstrom	*18,568
68	3/6	@Carolina	2-3 L				37-26-5	79	2nd/6th	38, 9	Harding	16,297
69	3/7	@Atlanta	2-3 L (SO)				37-26-6	80	2nd/6th	12p, 8p	Backstrom	18,709
70	3/9	SAN JOSE	2-3 L (SO)				37-26-7	81	1st/3rd	26, 12	Backstrom	*18,568
71	3/13	NEW JERSEY	3-4 L (SO)				37-26-8	82	2nd/6th	19, 8, 10	Backstrom	*18,568
72	3/15	LOS ANGELES	2-0 W				38-26-8	84	1st/3rd	12, 10	Backstrom	*18,568
73	3/17	COLORADO	3-1 W				39-26-8	86	1st/3rd	8p, 92, 19	Backstrom	*18,568
74	3/19	@San Jose	3-4 L (SO)				39-26-9	87	1st/3rd	19, 10p, 10p	Backstrom	17,496
75	3/21	@Vancouver	2-1 W				40-26-9	89	1st/3rd	12p, 92	Backstrom	18,630
76	3/22	@Calgary	4-5 L				40-27-9	89	1st/3rd	67, 67, 5, 5	Harding	19,289
77	3/24	@Edmonton	3-5 L				40-28-9	89	1st/3rd	55, 6, 17	Backstrom; HARDING	16,839
78	3/26	EDMONTON	3-1 W				41-28-9	91	1st/3rd	92, 6p, 12s	Backstrom	*18,568
79	3/28	VANCOUVER	4-0 W				42-28-9	93	1st/3rd	96, 9, 8p, 17	Backstrom	*18,568
80	3/30	COLORADO	3-2 W (OT)				43-28-9	95	1st/3rd	12, 10p, 10	Backstrom	*18,568
81	4/3	CALGARY	3-1 W				44-28-9	97	1st/3rd	17p, 10, 10p	Backstrom	*18,568
82	4/6	@Colorado	3-4 L (OT)				44-28-10	98	1st/3rd	21p, 3, 12	Harding	18,007

32 BACKSTROM
25 BELANGER
24 BOOGAARD
96 BOUCHARD
21 BRODZIAK
15 BRUNETTE
8 BURNS
22 CLUTTERBUCK
18 GILLIES
37 HARDING
14 HAVLAT
34 HNIDY
5 JOHNSON
9 KOIVU
20 MIETTINEN
11 NOLAN
67 POULIOT
55 SCHULTZ
36 SCOTT
51 SHEPPARD
12 WELLER
6 ZANON
3 ZIDLICKY



2006-07 MINNESOTA WILD



#	POS	PLAYER	GP	TOI/G	G	A	PTS	+/-	PIM	PPG	SHG	GWG	SOG	SH%
12	LW	BRIAN ROLSTON	78	21:16	31	33	64	+6	46	13	1	6	305	10.2
38	C	PAVOL DEMITRA	71	20:38	25	39	64	0	28	9	1	4	175	14.3
10	RW	MARIAN GABORIK	48	19:37	30	27	57	+12	40	12	1	7	196	15.3
96	RW	PIERRE-MARC BOUCHARD	82	15:59	20	37	57	+13	14	5	0	3	173	11.6
9	C	MIKKO KOIVU	82	17:28	20	34	54	+6	58	9	2	2	162	12.3
28	C	TODD WHITE	77	17:13	13	31	44	+8	24	6	1	1	162	8.0
21	RW	MARK PARRISH	76	14:19	19	20	39	+9	18	5	0	4	141	13.5
8	D	BRENT BURNS	77	15:47	7	18	25	+16	26	3	0	3	108	6.5
92	RW	BRANKO RADIVOJEVIC	82	12:58	11	13	24	-9	21	4	0	3	116	9.5
37	C	WES WALZ	62	14:53	9	15	24	+3	30	0	1	1	77	11.7
26	D	KURTIS FOSTER	57	17:58	3	20	23	-3	52	0	0	0	135	2.2
5	D	KIM JOHNSON	76	23:33	3	19	22	-4	64	3	0	0	98	3.1
33	D	PETTERI NUMMELIN	51	20:17	3	17	20	-15	22	0	0	0	69	4.3
19	LW	STEPHANE VEILLEUX	75	12:17	7	11	18	+3	47	0	0	1	84	8.3
11	C	DOMINIC MOORE	69	12:38	8	9	17	+4	56	0	0	1	111	7.2
18	RW	ADAM HALL	72	12:22	6	11	17	-11	26	3	0	0	103	5.8
3	D	KEITH CARNEY	80	15:31	4	13	17	+22	58	0	0	1	31	12.9
41	D	MARTIN SKOULA	81	20:13	0	15	15	+9	36	0	0	0	91	0.0
55	D	NICK SCHULTZ	82	20:12	2	10	12	0	42	0	0	1	69	2.9
17	C	WYATT SMITH	61	9:30	3	3	6	-8	16	1	0	0	44	6.8
18	RW	MATTIAS WEINHANDL	12	6:27	1	1	2	-2	10	0	0	0	3	33.3
24	LW	DEREK BOOGAARD	48	4:38	0	1	1	0	120	0	0	0	11	0.0
27	RW	JOEL WARD*	11	7:42	0	1	1	0	0	0	0	0	12	0.0
4	D	SHAWN BELLE*	9	9:56	0	1	1	+4	0	0	0	0	3	0.0
83	RW	MATT FOY*	9	7:10	0	0	0	-1	4	0	0	0	6	0.0
23	C	JASON MORGAN	4	7:28	0	0	0	-1	4	0	0	0	0	0.0
67	LW	BENOIT POULIOT*	3	6:58	0	0	0	-1	0	0	0	0	1	0.0
6	D	ERIK REITZ*	1	10:36	0	0	0	+1	0	0	0	0	0	0.0

* ROOKIE

#	GOALTENDER	GP	W	L	OT	SA	GA	GAA	SV	SV%	SO	A	PIM	MIN
32	NIKLAS BACKSTROM	41	23	8	6	1,028	73	1.97	955	.929	5	1	2	2,227
35	MANNY FERNANDEZ	44	22	16	1	1,158	103	2.55	1,055	.911	2	0	12	2,421
29	JOSH HARDING*	7	3	2	1	174	7	1.16	167	.960	1	0	0	361

2006-07 GAME-BY-GAME



GAME	DATE	OPPONENT	RESULT	W	L	OT	RECORD	PTS	DIVISION/ CONF. RANK	WILD GOALS (BY #)	WILD GOALTENDERS	ATT.
1	10/5	COLORADO	3-2	W	(OT)		1-0-0	2	t-1st/t-1st	92, 10, 28	Fernandez	*18,568
2	10/7	NASHVILLE	6-5	W			2-0-0	4	1st/t-1st	38p, 10p, 21p, 9p, 28p, 12	Fernandez/BACKSTROM	*18,568
3	10/10	VANCOUVER	2-1	W	(SO)		3-0-0	6	1st/t-1st	12p	Fernandez	*18,064
4	10/12	WASHINGTON	3-2	W	(SO)		4-0-0	8	1st/1st	5p, 5p	Fernandez	*18,064
5	10/14	COLUMBUS	5-0	W			5-0-0	10	1st/1st	12, 3, 10p, 9, 12p	Fernandez	*18,568
6	10/18	@Los Angeles	2-1	W	(OT)		6-0-0	12	1st/1st	12, 10	Fernandez	14,617
7	10/20	@Anaheim	1-2	L			6-1-0	12	1st/t-1st	96	Fernandez	13,430
8	10/21	@San Jose	4-1	W			7-1-0	14	1st/t-1st	21, 19, 37, 12	Fernandez	17,496
9	10/25	LOS ANGELES	3-1	W			8-1-0	16	1st/t-1st	12, 12, 28p	Fernandez	*18,568
10	10/27	ANAHEIM	3-2	W	(SO)		9-1-0	18	1st/1st	55, 12	Fernandez	*18,568
11	10/29	@Colorado	1-4	L			9-2-0	18	1st/2nd	38p	Fernandez	17,615
12	11/2	VANCOUVER	5-2	W			10-2-0	20	1st/2nd	28p, 12s, 55, 11p, 92p	Fernandez/BACKSTROM	*18,568
13	11/4	NASHVILLE	3-4	L			10-3-0	20	1st/2nd	33, 38, 21p	Fernandez	*18,568
14	11/7	@San Jose	1-3	L			10-4-0	20	1st/3rd	28	Fernandez	17,233
15	11/11	@Los Angeles	3-2	W	(SO)		11-4-0	22	1st/3rd	12p, 26	Fernandez	17,479
16	11/12	@Anaheim	2-3	L			11-5-0	22	1st/3rd	96, 96	Backstrom	16,306
17	11/14	@Phoenix	3-4	L			11-6-0	22	1st/3rd	38, 21, 37	Fernandez	12,002
18	11/16	@Nashville	7-6	W	(SO)		12-6-0	24	1st/3rd	37s, 9p, 11, 19, 38p, 8	Fernandez/BACKSTROM	12,759
19	11/18	COLORADO	1-2	L	(SO)		12-6-1	25	1st/3rd	9p	Backstrom	*18,568
20	11/20	@Ottawa	3-5	L			12-7-1	25	1st/3rd	11, 12, 9s	Fernandez	18,094
21	11/22	@Montreal	2-4	L			12-8-1	25	t-1st/t-3rd	19, 11	Backstrom	21,273
22	11/24	PHOENIX	4-0	W			13-8-1	27	1st/3rd	96p, 21, 11s, 92p	Backstrom	*18,568
23	11/25	@Columbus	3-5	L			13-9-1	27	t-1st/t-3rd	11, 96p, 19	Backstrom/FERNANDEZ	15,493
24	11/29	SAN JOSE	1-2	L			13-10-1	27	2nd/7th	18	Fernandez	*18,568
25	12/1	DETROIT	0-3	L			13-11-1	27	2nd/7th	-	Fernandez	*18,568
26	12/2	@Dallas	3-4	L	(SO)		13-11-2	28	2nd/7th	33, 12, 9	Backstrom	17,027
27	12/5	CHICAGO	3-2	W	(SO)		14-11-2	30	t-1st/t-3rd	28, 12	Fernandez	*18,568
28	12/7	CALGARY	3-2	W	(SO)		15-11-2	32	t-1st/t-3rd	9p, 12p	Fernandez	*18,568
29	12/9	CHICAGO	5-4	W	(OT)		16-11-2	34	t-1st/t-3rd	21p, 38, 9p, 21p, 21	Fernandez	*18,568
30	12/12	@Calgary	2-5	L			16-12-2	34	2nd/7th	11s, 28p	FERNANDEZ/Backstrom	19,289
31	12/14	@Edmonton	1-3	L			16-13-2	34	2nd/7th	28	Fernandez	16,839
32	12/16	@Vancouver	1-2	L			16-14-2	34	5th/9th	38	Backstrom	18,630
33	12/19	VANCOUVER	5-2	W			17-14-2	36	t-2nd/t-7th	38, 12, 92, 21, 92	Fernandez	*18,568
34	12/22	@Detroit	1-3	L			17-15-2	36	t-3rd/t-9th	19	Fernandez	20,066
35	12/23	DETROIT	3-2	W			18-15-2	38	t-2nd/t-7th	9s, 21, 96	Fernandez	*18,568
36	12/26	@Toronto	3-4	L			18-16-2	38	t-3rd/t-9th	26, 37, 12p	Fernandez	19,355
37	12/27	@Detroit	1-3	L			18-17-2	38	t-3rd/t-9th	38	Backstrom	20,066
38	12/29	COLUMBUS	4-3	W	(OT)		19-17-2	40	t-2nd/t-7th	12p, 38p, 12p, 37	Fernandez	*18,568
39	12/31	ANAHEIM	4-3	W			20-17-2	42	t-2nd/t-7th	96p, 12p, 96p, 21	Fernandez	*18,568
40	1/2	ATLANTA	5-1	W			21-17-2	44	t-1st/t-3rd	12p, 21, 21, 96, 96p	Fernandez	*18,568
41	1/4	TAMPA BAY	2-3	L			21-18-2	44	t-2nd/t-7th	21, 38	Fernandez	*18,568
42	1/7	COLORADO	1-2	L	(SO)		21-18-3	45	3rd/8th	9	Fernandez	*18,568
43	1/9	@Calgary	0-3	L			21-19-3	45	4th/9th	-	Backstrom	19,289
44	1/11	@Vancouver	5-2	W			22-19-3	47	3rd/8th	10p, 12, 92p, 10, 37	Fernandez	18,630
45	1/12	@Edmonton	4-2	W			23-19-3	49	t-2nd/t-7th	10, 12, 3, 10	Fernandez	16,839
46	1/14	@Chicago	4-3	W	(SO)		24-19-3	51	t-2nd/t-7th	96, 10s, 37	Fernandez	11,091
47	1/16	EDMONTON	1-2	L			24-20-3	51	3rd/8th	37	Fernandez	*18,568
48	1/19	@Chicago	3-0	W			25-20-3	53	3rd/8th	10, 19, 10	Fernandez	12,333
49	1/20	DALLAS	1-2	L	(SO)		25-20-4	54	3rd/8th	9	Fernandez/BACKSTROM	*18,568
50	1/26	CALGARY	2-1	W	(SO)		26-20-4	56	3rd/8th	12p	Backstrom	*18,568
51	1/27	@Columbus	2-3	L			26-21-4	56	3rd/8th	12p, 11	Fernandez	18,136
52	1/30	@St. Louis	5-2	W			27-21-4	58	3rd/8th	96, 96, 38p, 38, 11	Fernandez	10,445
53	2/1	@Colorado	5-3	W			28-21-0	60	t-2nd/t-7th	9p, 96, 10, 10, 9	Backstrom	17,286
54	2/3	@Phoenix	1-0	W			29-21-4	62	t-2nd/t-7th	10	Backstrom	17,115
55	2/6	@Dallas	2-4	L			29-22-4	62	3rd/8th	33, 11	Backstrom	17,660
56	2/8	FLORIDA	4-2	W			30-22-4	64	t-2nd/t-7th	21, 28, 38p, 8p	Backstrom	*18,568
57	2/10	CAROLINA	5-4	W			31-22-4	66	t-1st/t-3rd	21, 96, 10p, 10p, 38	Backstrom	*18,568
58	2/14	VANCOUVER	2-3	L	(OT)		31-22-5	67	3rd/8th	38, 10	Backstrom	*18,568
59	2/17	@Nashville	4-1	W			32-22-5	69	3rd/8th	38p, 10p, 96, 92	Backstrom	17,113
60	2/18	@St. Louis	3-5	L			32-23-5	69	3rd/8th	18, 10p, 38	BACKSTROM/Harding	13,721
61	2/20	DALLAS	2-1	W	(SO)		33-23-5	71	2nd/7th	12p	Backstrom	*18,568
62	2/22	@Colorado	4-3	W			34-23-5	73	2nd/t-6th	18, 17, 28p, 9	Backstrom	18,007
63	2/25	EDMONTON	4-1	W			35-23-5	75	2nd/7th	28, 8p, 10, 96	Backstrom	*18,568
64	2/28	@Calgary	1-2	L	(SO)		35-23-6	76	3rd/8th	38p	Backstrom/HARDING	19,289
65	3/1	@Edmonton	5-0	W			36-23-6	78	2nd/t-6th	38, 10p, 92, 10, 38p	Harding	16,839
66	3/4	@Vancouver	3-4	L	(SO)		36-23-7	79	t-2nd/t-7th	92, 10, 5p	Backstrom	18,630
67	3/6	SAN JOSE	0-3	L			36-24-7	79	3rd/8th	-	BACKSTROM/Fernandez	*18,568
68	3/8	@Boston	2-1	W			37-24-7	81	2nd/t-6th	12, 96	Backstrom	13,709
69	3/9	@Buffalo	5-1	W			38-24-7	83	2nd/t-5th	11, 11, 38, 3, 28s	Harding	18,690
70	3/11	COLORADO	3-2	W	(OT)		39-24-7	85	2nd/7th	9p, 9, 8	Backstrom	*18,568
71	3/13	@Vancouver	3-2	W	(OT)		40-24-7	87	2nd/7th	9, 12, 8	Backstrom	18,630
72	3/15	@Edmonton	2-1	W			41-24-7	89	2nd/7th	21, 10	Backstrom	16,839
73	3/17	@Calgary	4-2	W			42-24-7	91	2nd/t-5th	10p, 19, 12, 38	Backstrom	19,289
74	3/20	PHOENIX	3-2	W			43-24-7	93	2nd/5th	38, 28p, 10	Backstrom	*18,568
75	3/22	ST. LOUIS	5-1	W			44-24-7	95	2nd/6th	38, 12, 10, 10p, 9p	Backstrom	*18,568
76	3/24	LOS ANGELES	4-1	W			45-24-7	97	1st/3rd	8, 12p, 96, 9	Harding	*18,568
77	3/27	CALGARY	0-1	L	(OT)		45-24-8	98	2nd/7th	-	Backstrom	*18,568
78	3/29	CALGARY	2-4	L			45-25-8	98	2nd/7th	8p, 21p	Backstrom/HARDING	*18,568
79	3/31	@Colorado	1-2	L			45-26-8	98	2nd/7th	10p	Harding	17,192
80	4/3	EDMONTON	3-0	W			46-26-8	100	2nd/7th	9p, 26, 92p	Backstrom	*18,568
81	4/5	EDMONTON	3-0	W			47-26-8	102	2nd/7th	21, 3, 10	Backstrom	*18,568
82	4/7	ST. LOUIS	5-1	W			48-26-8	104	2nd/7th	96, 92, 37, 17, 17p	Backstrom	*18,568

32 BACKSTROM
25 BELANGER
24 BOOGAARD
96 BOUCHARD
21 BRODZIAK
15 BRUNETTE
8 BURNS
22 CLUTTERBUCK
18 GILLIES
37 HARDING
14 HAVLAT
34 HNIDY
5 JOHNSON
9 KOIVU
20 MIETTINEN
11 NOLAN
67 POULIOT
55 SCHULTZ
36 SCOTT
51 SHEPPARD
12 WELLER
6 ZANON
3 ZIDLICKY



2005-06 MINNESOTA WILD



#	POS	PLAYER	GP	TOI/G	G	A	PTS	+/-	PIM	PPG	SHG	GWG	SOG	SH%
12	LW	BRIAN ROLSTON	82	20:21	34	45	79	+14	50	15	5	7	293	11.6
10	RW	MARIAN GABORIK	65	18:26	38	28	66	+6	64	10	2	7	252	15.1
96	RW	PIERRE-MARC BOUCHARD	80	15:15	17	42	59	+3	28	7	0	3	118	14.4
28	C	TODD WHITE	61	17:12	19	21	40	-1	18	5	0	0	109	17.4
25	C	RANDY ROBITAILLE	67	14:44	12	28	40	-5	54	7	0	2	112	10.7
37	C	WES WALZ	82	16:30	19	18	37	+7	61	1	1	0	127	15.0
32	C	MARC CHOQUINARD	74	12:59	14	16	30	+1	34	6	2	3	112	12.5
26	D	KURTIS FOSTER*	58	19:13	10	18	28	-3	60	6	0	2	124	8.1
9	RW	ALEXANDRE DAIGLE	46	12:59	5	23	28	-6	12	2	0	1	59	8.5
11	LW	PASCAL DUPUIS	67	16:30	10	16	26	-10	40	4	0	2	151	6.6
17	D	FILIP KUBA	65	21:46	6	19	25	0	44	1	1	1	69	8.7
21	C	MIKKO KOIVU*	64	13:17	6	15	21	-9	40	3	0	0	96	6.3
41	D	MARTIN SKOULA	78	20:49	5	16	21	+6	46	3	0	1	92	5.4
20	D	ANDREI ZYUZIN	57	18:53	7	11	18	-12	50	4	0	1	80	8.8
34	D	DANIEL TJARNQVIST	60	19:46	3	15	18	-11	32	3	0	1	54	5.6
17	LW	STEPHANE VEILLEUX	71	12:58	7	9	16	-13	63	0	0	1	87	8.0
8	D	BRENT BURNS	72	14:07	4	12	16	-7	32	1	0	1	73	5.5
55	D	NICK SCHULTZ	79	17:58	2	12	14	+2	43	0	0	0	45	4.4
27	RW	KYLE WANVIG	51	10:39	4	8	12	-8	64	1	0	0	55	7.3
18	RW	MATTIAS WEINHANDL	68	14:43	4	7	11	-4	24	0	0	0	57	7.0
24	LW	DEREK BOOGAARD*	65	5:23	2	4	6	+2	158	0	0	1	15	13.3
83	RW	MATT FOY*	19	10:59	2	3	5	-4	16	1	0	0	21	9.5
36	D	ALEX HENRY	63	11:26	0	5	5	-4	73	0	0	0	41	0.0
7	C	ERIK WESTRUM	10	10:48	0	1	1	-1	2	0	0	0	16	0.0
23	D	SCOTT FERGUSON	15	9:11	0	0	0	-3	22	0	0	0	6	0.0
56	D	ERIK REITZ*	5	13:09	0	0	0	-2	4	0	0	0	0	0.0
44	LW	ANDREI NAZAROV	2	4:48	0	0	0	-1	6	0	0	0	0	0.0
#	GOALTENDER	GP	W	L	OT	SA	GA	GAA	SV	SV%	SO	A	PIM	MIN
35	MANNY FERNANDEZ	58	30	18	7	1612	130	2.29	1482	.919	1	3	6	3411
29	JOSH HARDING*	3	2	1	0	83	8	2.59	75	.904	1	0	0	185

* ROOKIE

2005-06 GAME-BY-GAME



GAME	DATE	OPPONENT	RESULT	W	L	OT	RECORD	PTS	DIVISION/ CONF. RANK	WILD GOALS (BY #)	WILD GOALTENDERS	ATT.
1	10/5	Calgary	6-3	W			1-0-0	2	t-1st/t-1st	32, 8p, 27p, 32, 28, 32	Roloson	*19,398
2	10/8	@Phoenix	1-2	L			1-1-0	2	t-3rd/t-6th	25p	Roloson	17,799
3	10/9	@Los Angeles	1-2	L	(OT)		1-1-1	3	t-2nd/7th	37	Fernandez	17,725
4	10/12	Vancouver	6-0	W			2-1-1	5	t-2nd/t-5th	20p, 32, 83p, 96p, 83, 12	Roloson	*18,568
5	10/14	Vancouver	3-5	L			2-2-1	5	t-3rd/t-8th	37, 96p, 12p	Roloson	*18,568
6	10/16	Anaheim	4-1	W			3-2-1	7	2nd/6th	12p, 17p, 96, 27	Fernandez	*18,568
7	10/19	San Jose	6-1	W			4-2-1	9	2nd/5th	2, 24, 32s, 96, 28, 17	Fernandez	*18,064
8	10/22	@St. Louis	3-2	W			5-2-1	11	2nd/5th	12p, 20p, 32	Fernandez	13,903
9	10/23	@Chicago	2-4	L			5-3-1	11	2nd/5th	10p, 10	Roloson	11,368
10	10/25	Vancouver	1-3	L			5-4-1	11	2nd/5th	9p	Fernandez	*18,568
11	10/28	@Columbus	1-2	L	(SO)		5-4-2	12	2nd/5th	96	Roloson	15,669
12	10/29	Columbus	3-1	W			6-4-2	14	2nd/5th	28p, 8, 28	Fernandez	*18,568
13	11/1	@Calgary	0-3	L			6-5-2	14	2nd/6th	-	Fernandez	19,289
14	11/2	@Vancouver	1-2	L			6-6-2	14	2nd/7th	25	Roloson	18,630
15	11/5	@San Jose	3-1	W			7-6-2	16	t-3rd/t-8th	12p, 12, 12	Roloson	17,496
16	11/6	@Anaheim	4-3	W	(SO)		8-6-2	18	2nd/5th	12s, 21, 19	Fernandez	14,053
17	11/8	Phoenix	2-4	L			8-7-2	18	t-2nd/8th	34p, 17s	ROLOSON, Fernandez	*18,568
18	11/11	@Detroit	1-3	L			8-8-2	18	5th/t-9th	25p	Fernandez	20,066
19	11/14	@Calgary	2-3	L			8-9-2	18	5th/t-10th	21, 25p	Roloson	19,289
20	11/19	Nashville	4-2	W			9-9-2	20	5th/10th	26, 19, 26, 12p	Fernandez	*18,568
21	11/23	Edmonton	3-4	L			9-10-2	20	5th/10th	10p, 11p, 11	Roloson	*18,568
22	11/25	St. Louis	5-3	W			10-10-2	22	5th/10th	37, 10, 26, 96, 96p	Fernandez	*18,568
23	11/30	Columbus	2-3	L	(SO)		10-10-3	23	5th/11th	21p, 25	Fernandez	*18,568
24	12/1	@Nashville	1-2	L			10-11-3	23	5th/11th	26p	Roloson	10,135
25	12/3	@New Jersey	2-3	L	(SO)		10-11-4	24	5th/11th	12p, 20	Fernandez	14,103
26	12/5	@NY Rangers	1-3	L			10-12-4	24	5th/13th	11	Roloson	18,200
27	12/8	@Pittsburgh	5-0	W			11-12-4	26	5th/12th	10, 9, 37, 12, 9p	Fernandez	14,627
28	12/10	@Philadelphia	2-3	L			11-13-4	26	5th/12th	55, 28p	Fernandez	19,592
29	12/11	Buffalo	2-3	L			11-14-4	26	5th/12th	21p, 12	Roloson	*18,568
30	12/13	@NY Islanders	4-3	W			12-14-4	28	5th/12th	2, 10, 10p, 32	Fernandez	10,686
31	12/15	Boston	2-3	L			12-15-4	28	5th/12th	12p, 25p	Fernandez	*18,568
32	12/17	Montreal	4-3	W	(OT)		13-15-4	30	5th/12th	12, 28, 12p, 26p	Roloson	*18,568
33	12/19	Dallas	2-1	W			14-15-4	32	5th/t-11th	28, 10	Fernandez	*18,568
34	12/22	@Colorado	3-4	L			14-16-4	32	5th/t-11th	8, 20p, 21	Roloson	18,007
35	12/23	Colorado	5-3	W			15-16-4	34	5th/t-10th	19, 8, 28, 10, 32p	Fernandez	*18,568
36	12/26	@Edmonton	4-1	W			16-16-4	36	5th/t-10th	11p, 10, 12s, 28	Fernandez	16,839
37	12/28	@Edmonton	4-2	W			17-16-4	38	5th/t-10th	25, 10, 12p, 10	Fernandez	16,839
38	12/29	@Calgary	2-4	L			17-17-4	38	5th/t-10th	27, 11	Roloson	19,289
39	12/31	Vancouver	4-3	W			18-17-4	40	5th/t-10th	28, 37, 26p, 25p	Fernandez	*18,568
40	1/3	@Detroit	4-2	W			19-17-4	42	5th/t-9th	20, 17, 12, 9	Roloson	20,066
41	1/5	Colorado	2-4	L			19-18-4	42	5th/t-9th	34p, 28	ROLOSON, Fernandez	*18,568
42	1/7	Anaheim	4-1	W			20-18-4	44	5th/9th	26, 25, 10, 28p	Fernandez	*18,568
43	1/9	Dallas	1-2	L			20-19-4	44	5th/10th	25	Fernandez	*18,568
44	1/14	Calgary	1-4	L			20-20-4	44	5th/12th	26p	Fernandez	*18,568
45	1/16	Ottawa	1-6	L			20-21-4	44	5th/12th	17	Roloson	*18,568
46	1/18	Toronto	5-3	W			21-21-4	46	5th/t-11th	26p, 37, 32p, 10, 32s	Fernandez	*18,568
47	1/20	Chicago	4-1	W			22-21-4	48	5th/t-11th	27, 10p, 27, 25p	Fernandez	10,504
48	1/22	@Chicago	3-2	W			23-21-4	50	5th/t-10th	37p, 12, 12	Fernandez	*18,568
49	1/24	Phoenix	3-2	W			24-21-4	52	5th/t-9th	10, 12, 12s	Fernandez	*18,568
50	1/26	Nashville	5-1	W			25-21-4	54	5th/t-9th	19, 9, 96, 28, 10	Fernandez	17,153
51	1/27	@Columbus	3-4	L			25-22-4	54	5th/10th	96p, 28, 28p	Roloson	*18,568
52	1/30	Detroit	4-5	L			25-23-4	54	5th/11th	10, 28, 20, 17	Fernandez, ROLOSON	18,007
53	1/31	@Colorado	2-3	L			25-24-4	54	5th/11th	12, 10	Fernandez	15,226
54	2/2	@San Jose	3-2	W	(SO)		26-24-4	56	5th/t-11th	25p, 10	Fernandez	17,658
55	2/4	@Phoenix	6-4	W			27-24-4	58	5th/10th	37, 10, 28p, 10, 97, 37	Fernandez	*18,568
56	2/7	Los Angeles	5-1	W			28-24-4	60	5th/10th	12p, 11p, 10p, 11p, 10p	Fernandez	*18,568
57	2/9	Colorado	1-2	L			28-25-4	60	5th/10th	28	Fernandez	16,839
58	2/10	@Edmonton	6-3	W			29-25-4	62	5th/10th	32, 96p, 96, 11, 20p, 37	Roloson	18,630
59	2/12	@Vancouver	2-3	L	(OT)		29-25-5	63	5th/10th	37, 11	Fernandez	18,007
60	2/28	@Colorado	2-4	L			29-26-5	63	5th/11th	96p, 10p	Fernandez	18,118
61	3/2	@Los Angeles	2-3	L			29-27-5	63	5th/11th	10, 10	Fernandez	17,048
62	3/3	@Anaheim	2-4	L			29-28-5	63	5th/11th	28, 10	Roloson	*18,568
63	3/5	Colorado	5-3	W			30-28-5	65	5th/10th	37, 37, 55, 10s, 12p	Fernandez	*18,568
64	3/7	Los Angeles	2-3	L	(OT)		30-28-6	66	5th/10th	37, 37	Fernandez	14,609
65	3/10	@St. Louis	1-2	L	(OT)		30-28-7	67	5th/11th	10	Fernandez	*18,568
66	3/12	Edmonton	4-3	W			31-28-7	69	5th/11th	12p, 12p, 41, 96p	Fernandez	*18,568
67	3/14	Edmonton	1-2	L			31-29-7	69	5th/11th	26p	Fernandez	*18,568
68	3/19	Calgary	2-3	L			31-30-7	69	5th/11th	32p, 37	Fernandez	*18,568
69	3/21	Calgary	3-1	W			32-30-7	71	5th/11th	10p, 12s, 10	Fernandez	*18,568
70	3/22	@Dallas	2-4	L			32-31-7	71	5th/11th	10p, 12p	Fernandez	*18,568
71	3/25	San Jose	1-5	L			32-32-7	71	5th/11th	12	Fernandez	16,839
72	3/28	@Edmonton	3-2	W			33-32-7	73	5th/11th	37s, 96, 12	Fernandez	18,630
73	3/29	@Vancouver	1-2	L			33-33-7	73	5th/11th	12	Fernandez	18,630
74	3/31	@Vancouver	2-1	L	(SO)		34-33-7	75	5th/11th	32p	Fernandez	*18,568
75	4/2	Detroit	2-3	L			34-34-7	75	5th/12th	96, 10p	Fernandez	*18,568
76	4/4	St. Louis	5-4	W	(SO)		35-34-7	77	5th/11th	19, 18, 32p, 37	Harding	*18,568
77	4/6	Edmonton	2-1	W	(SO)		36-34-7	79	5th/11th	19	Fernandez	19,289
78	4/7	@Calgary	1-2	L			36-35-7	79	5th/11th	12s	Fernandez	18,007
79	4/9	@Colorado	5-2	W			37-35-7	81	5th/11th	10, 11, 34p, 10s, 10	Fernandez	*18,568
80	4/11	Chicago	2-0	W			38-35-7	83	5th/11th	19, 96	Harding	12,087
81	4/13	@Nashville	2-4	L			38-36-7	83	5th/11th	12p, 37	Harding	18,584
82	4/15	@Dallas	3-4	L	(OT)		38-36-8	84	5th/11th	21p, 18, 10	Fernandez	*18,568

32 BACKSTROM
25 BELANGER
24 BOOGAARD
96 BOUCHARD
21 BRODZIAK
15 BRUNETTE
8 BURNS
22 CLUTTERBUCK
18 GILLIES
37 HARDING
14 HAVLAT
34 HNIDY
5 JOHNSON
9 KOIVU
20 MIETTINEN
11 NOLAN
67 POULIOT
55 SCHULTZ
36 SCOTT
51 SHEPPARD
12 WELLER
6 ZANON
3 ZIDLICKY



2003-04 MINNESOTA WILD



#	POS	PLAYER	GP	TOI/G	G	A	PTS	+/-	PIM	PP	SH	GW	GTG	SOG	SH%
9	RW	ALEXANDRE DAIGLE	78	15:10	20	31	51	-4	14	6	0	3	0	145	13.8
15	LW	ANDREW BRUNETTE	82	15:32	15	34	49	3	12	7	0	3	1	90	16.7
10	RW	MARIAN GABORIK	65	18:17	18	22	40	10	20	3	0	4	0	220	8.2
33	C	SERGEI ZHOLTKO	59	16:13	13	16	29	4	19	3	0	3	1	115	11.3
24	LW	ANTTI LAAKSONEN	77	16:03	12	14	26	0	20	0	1	1	0	100	12.0
11	LW	PASCAL DUPIES	59	15:48	11	15	26	5	20	2	0	1	0	127	8.7
18	RW	RICHARD PARK	73	16:30	13	12	25	0	28	4	0	1	1	142	9.2
37	C	WES WALZ	57	16:18	12	13	25	5	32	0	3	2	0	70	17.1
34	C	JIM DOWD	55	14:07	4	20	24	6	38	2	0	2	0	41	9.8
17	D	FILIP KUBA	77	24:06	5	19	24	-7	28	2	1	2	0	114	4.4
96	LW	PIERRE-MARC BOUCHARD	61	14:00	4	18	22	-7	22	2	0	0	0	60	6.7
32	C	MARC CHOUINARD	45	15:58	11	10	21	4	17	3	1	2	0	70	15.7
20	D	ANDREI ZYUZIN	65	20:22	8	13	21	4	48	4	0	1	1	104	7.7
28	C	JASON WIEMER	62	13:57	7	11	18	-6	106	1	0	0	2	89	7.9
55	D	NICK SCHULTZ	79	20:19	6	10	16	12	16	1	0	0	1	72	8.3
2	D	WILLIE MITCHELL	70	22:36	1	13	14	12	83	0	0	0	0	58	1.7
19	LW	STEPHANE VEILLEUX	19	14:20	2	8	10	0	20	1	1	1	0	37	5.4
25	C	RICKARD WALLIN*	15	14:20	5	4	9	1	14	3	0	1	0	16	31.3
26	LW	CHRISTOPH BRANDNER	35	13:20	4	5	9	-2	8	1	0	0	0	50	8.0
12	LW	MATT JOHNSON	57	6:27	7	1	8	4	177	0	0	1	0	21	33.3
21	RW	ERIC CHOUINARD	48	13:36	3	4	7	-7	6	0	0	1	0	45	6.7
36	D	ALEX HENRY	71	14:53	2	4	6	4	106	0	0	0	0	37	5.4
8	RW	BRENT BURNS*	36	13:29	1	5	6	-10	12	0	0	0	0	34	2.9
6	D	JASON MARSHALL	12	15:36	1	4	5	-1	18	1	0	0	0	16	6.3
5	D	BRAD BOMBARDIR	56	20:14	1	2	3	-10	21	0	0	1	0	38	2.6
6	D	ZBYNEK MICHALEK*	22	14:13	1	1	2	-7	4	0	0	0	0	17	5.9
4	D	BRAD BROWN	30	9:41	0	1	1	-1	54	0	0	0	0	14	0.0
14	C	DARBY HENDRICKSON	14	14:12	1	0	1	-7	6	0	0	0	0	14	7.1
71	D	TRAVIS ROCHE*	5	16:07	0	1	1	-3	0	0	0	0	0	5	.0
27	RW	KYLE WANVIG*	6	13:48	0	1	1	-2	10	0	0	0	0	16	.0

#	GOALTENDER	GP	W	L	T	SA	GA	GAA	SV	SV%	SO	A	PIM	MIN
30	DWAYNE ROLOSON	48	19	18	11	1,323	89	1.88	1,234	.933	5	1	8	2,847
35	MANNY FERNANDEZ	37	11	14	9	1,056	90	2.49	966	.915	2	0	2	2,166

* ROOKIE

2003-04 GAME-BY-GAME



GAME	DATE	OPPONENT	RESULT	W	L	T	OTL	RECORD	PTS	DIVISION/ CONF. RANK	WILD GOALS (BY #)	WILD GOALTENDERS	ATT.
1	10/8	@Chicago	0-1		L			0-1-0-0	0	5th/15th	-	Roloson	13,903
2	10/10	N.Y. Rangers	5-3	W				1-1-0-0	2	4th/8th	96,17,12,5,9	Fernandez	*18,568
3	10/12	San Jose	2-3		L			1-2-0-0	2	5th/11th	26,8	ROLOSON, Fernandez	*18,568
4	10/16	Colorado	2-5		L			1-3-0-0	2	5th/14th	9p,14	Fernandez	*18,568
5	10/18	Vancouver	2-2			T		1-3-1-0	3	5th/14th	34p,12	Roloson	*18,568
6	10/19	@Dallas	1-3		L			1-4-1-0	3	5th/14th	26p	Fernandez	18,213
7	10/21	Calgary	2-3		L			1-5-1-0	3	5th/15th	18,20p	Roloson	*18,064
8	10/24	@Florida	4-3	W				2-5-1-0	5	5th/14th	18,24,9p,37	Roloson	15,539
9	10/25	@Tampa Bay	2-3		L			2-6-1-0	5	5th/14th	96p,32p	Fernandez	16,223
10	10/28	@Buffalo	3-1	W				3-6-1-0	7	5th/11th	37s,9p,15p	Fernandez	11,919
11	10/30	Atlanta	3-2	W				4-6-1-0	9	4th/10th	15p,37,17p	Fernandez	*18,064
12	11/1	Washington	2-1	W				5-6-1-0	11	3rd/7th	37,15p	Roloson	*18,568
13	11/4	@Colorado	4-4			T		5-6-2-0	12	3rd/7th	24,15,26,24	Fernandez	18,008
14	11/7	@Calgary	3-0	W				6-6-2-0	14	3rd/7th	32,18p,11	Roloson	13,839
15	11/8	@Vancouver	3-4		L			6-7-2-0	14	3rd/7th	11,10,9	Fernandez,ROLOSON	18,630
16	11/11	Vancouver	1-0	W				7-7-2-0	16	3rd/6th	33	Roloson	*18,568
17	11/13	Edmonton	0-2		L			7-8-2-0	16	4th/9th	-	Roloson	*18,568
18	11/15	Detroit	1-1			T		7-8-3-0	17	4th/8th	15p	Roloson	*18,568
19	11/19	@Pittsburgh	6-2	W				8-8-3-0	19	4th/8th	24,33,24,10,9,11	Roloson	10,957
20	11/20	@Philadelphia	1-3		L			8-9-3-0	19	4th/9th	9	Fernandez	19,148
21	11/22	Detroit	2-5		L			8-10-3-0	19	4th/7th	18p,9	Roloson	*18,568
22	11/26	Dallas	1-3		L			8-11-3-0	19	5th/13th	28	Fernandez	*18,568
23	11/28	San Jose	1-2		L			8-12-3-0	19	5th/14th	15	Roloson	*18,568
24	11/30	Anaheim	1-1			T		8-12-4-0	20	5th/13th	37	Fernandez	*18,568
25	12/3	@Edmonton	1-0	W				9-12-4-0	22	5th/13th	10p	Fernandez	16,198
26	12/5	@Calgary	1-2		L			9-13-4-0	22	5th/13th	11	Fernandez	14,669
27	12/6	@Vancouver	1-1			T		9-13-5-0	23	5th/13th	26	Roloson	18,630
28	12/9	Calgary	2-1	W				10-13-5-0	25	5th/13th	20,11p	Fernandez	*18,568
29	12/11	Toronto	0-1		L			10-14-5-0	25	5th/13th	-	Roloson	*18,568
30	12/13	Buffalo	3-2	W				11-14-5-0	27	5th/13th	28,24,34	Fernandez	*18,568
31	12/15	@Phoenix	5-2	W				12-14-5-0	29	4th/12th	28p,12,15,37,9	Roloson	13,462
32	12/17	@Colorado	3-2	W				13-14-5-0	31	4th/9th	11,17p,33	Roloson	18,007
33	12/18	@Edmonton	1-1			T		13-14-6-0	32	4th/9th	33p	Fernandez	16,145
34	12/20	Columbus	5-2	W				14-14-6-0	34	4th/8th	37s,12,20,37,33	Roloson	*18,568
35	12/23	Nashville	3-3			T		14-14-7-0	35	4th/9th	10,18,28	Fernandez	*18,568
36	12/26	@Detroit	2-2			T		14-14-8-0	36	4th/10th	10,37	Roloson	20,066
37	12/29	@Calgary	2-2			T		14-14-9-0	37	4th/10th	11,18p	Roloson	16,279
38	12/30	@Edmonton	2-2			T		14-14-10-0	38	4th/10th	2,55	Fernandez	16,839
39	1/2	Edmonton	1-2		L			14-15-10-0	38	4th/11th	12	Roloson	*18,568
40	1/4	@Colorado	1-3		L			14-16-10-0	38	4th/11th	28	Fernandez	18,007
41	1/5	@St. Louis	1-1			T		14-16-11-0	39	4th/11th	20	Roloson	19,411
42	1/7	Chicago	7-4	W				15-16-11-0	41	4th/11th	28,21,55,18,21,11,24	Fernandez,ROLOSON	*18,568
43	1/9	Phoenix	0-2		L			15-17-11-0	41	4th/11th	-	Roloson	*18,568
44	1/12	Nashville	3-3			T		15-17-12-0	42	4th/11th	18,17s,33	Fernandez	*18,568
45	1/14	Los Angeles	2-2			T		15-17-13-0	43	4th/11th	15p,55	Roloson	*18,568
46	1/16	Pittsburgh	4-2	W				16-17-13-0	45	4th/11th	15,9,17,24	Roloson	*18,568
47	1/17	@St. Louis	2-2			T		16-17-14-0	46	4th/11th	96,55p	Fernandez	19,530
48	1/19	@Nashville	0-2		L			16-18-14-0	46	4th/11th	-	Fernandez	11,572
49	1/21	Chicago	4-2	W				17-18-14-0	48	4th/10th	11,18,34,18	Roloson	*18,568
50	1/23	@Anaheim	2-6		L			17-19-14-0	48	4th/11th	9p,9p	Roloson	17,174
51	1/24	@San Jose	0-4		L			17-20-14-0	48	4th/11th	-	Fernandez	17,496
52	1/26	@Los Angeles	2-2			T		17-20-15-0	49	4th/11th	18p,34p	Roloson	18,118
53	1/29	Montreal	2-3			OTL		17-20-15-1	50	4th/11th	23p,24	Roloson	*18,568
54	1/31	@Columbus	1-2			OTL		17-20-15-2	51	4th/11th	33	Roloson	18,136
55	2/2	St. Louis	4-0	W				18-20-15-2	53	4th/10th	37,33,11,37s	Roloson	*18,064
56	2/4	@NY Rangers	4-3	W				19-20-15-2	55	4th/10th	24,33p,33p,10	Roloson	18,200
57	2/10	Los Angeles	1-3		L			19-21-15-2	55	4th/10th	15p	Roloson	*18,568
58	2/13	Edmonton	3-0	W				20-21-15-2	57	4th/10th	33,32,11p	Roloson	*18,568
59	2/15	Calgary	1-2		L			20-22-15-2	57	4th/10th	33	Roloson	*18,568
60	2/17	@New Jersey	4-4			T		20-22-16-2	58	4th/10th	10,33,10,10p	Fernandez	12,426
61	2/19	Vancouver	6-2	W				21-22-16-2	60	4th/10th	32,24s,15,32,36,10	Roloson	*18,568
62	2/22	Colorado	1-3		L			21-23-16-2	60	5th/11th	32	Roloson	*18,568
63	2/26	@Nashville	0-4		L			21-24-16-2	60	5th/12th	-	Fernandez	13,033
64	2/27	@Dallas	1-3		L			21-25-16-2	60	5th/12th	15	Fernandez	18,532
65	2/29	Carolina	3-3			T		21-25-17-2	61	5th/12th	20p,20,10	Fernandez	*18,568
66	3/3	@Anaheim	0-2		L			21-26-17-2	61	5th/12th	-	Fernandez	12,747
67	3/4	@Los Angeles	1-1			T		21-26-18-2	62	5th/12th	28	Roloson	18,118
68	3/7	@Phoenix	1-1			T		21-26-19-2	63	5th/12th	15	Roloson	14,603
69	3/9	@San Jose	4-3	W				22-26-19-2	65	5th/12th	12,15,6,9	Fernandez	14,703
70	3/10	@Vancouver	1-1			T		22-26-20-2	66	5th/12th	15p	Roloson	18,630
71	3/14	Columbus	5-2	W				23-26-20-2	68	5th/11th	18,55,9	Fernandez	*18,568
72	3/16	Ottawa	3-2	W				24-26-20-2	70	5th/11th	32p,25p,10,10p,10	Roloson	*18,568
73	3/18	@Boston	2-0	W				25-26-20-2	72	5th/11th	18,19s	Fernandez	14,383
74	3/19	@NY Islanders	1-3		L			25-27-20-2	72	5th/11th	15	Roloson	14,022
75	3/22	Phoenix	2-3			OTL		25-27-20-3	73	5th/11th	32,55	Fernandez	*18,568
76	3/24	@Columbus	0-2		L			25-28-20-3	73	5th/12th	-	Roloson	17,732
77	3/25	@Chicago	8-2	W				26-28-20-3	75	5th/11th	20p,37,12,24,9,25p,9,10	Fernandez	11,116
78	3/28	Anaheim	2-1	W				27-28-20-3	77	5th/11th	25,10	Roloson	*18,568
79	3/29	@Detroit	3-5		L			27-29-20-3	77	5th/11th	20p,9,9	Fernandez	20,066
80	3/31	Colorado	5-4	W				28-29-20-3	79	5th/11th	9,96p,9,32p,32	Roloson	*18,568
81	4/2	Dallas	4-2	W				29-29-20-3	81	5th/10th	21,25,25p,10	Fernandez	*18,568
82	4/4	St. Louis	3-0	W				30-29-20-3	83	5th/10th	19p,10,32	Roloson	*18,568

32 BACKSTROM

25 BELANGER

24 BOOGAARD

96 BOUCHARD

21 BRODZIAK

15 BRUNETTE

8 BURNS

22 CLUTTERBUCK

18 GILLIES

37 HARDING

14 HAVLAT

34 HNIDY

5 JOHNSON

9 KOIVU

20 MIETTINEN

11 NOLAN

67 POULIOT

55 SCHULTZ

36 SCOTT

51 SHEPPARD


12 WELLER

6 ZANON

3 ZIDLICKY



2002-03 MINNESOTA WILD



#	POS	PLAYER	GP	TOI/G	G	A	PTS	+/-	PIM	PP	SH	GW	GTG	SOG	SH%
10	LW	MARIAN GABORIK	81	17:24	30	35	65	12	46	5	1	8	0	280	10.7
11	LW	PASCAL DUPUIS	80	17:30	20	28	48	17	44	6	0	4	1	183	10.9
7	C	CLIFF RONNING	80	17:25	17	31	48	-6	24	8	0	5	0	171	9.9
15	LW	ANDREW BRUNETTE	82	14:29	18	28	46	-10	30	9	0	2	3	97	18.5
33	RW	SERGEI ZHOLTOK	78	16:36	16	26	42	1	18	3	0	2	2	153	10.5
37	C	WES WALZ	80	15:56	13	19	32	11	63	0	0	4	0	115	11.3
24	LW	ANTTI LAAKSONEN	82	15:55	15	16	31	4	26	1	2	4	2	106	14.2
17	D	FILIP KUBA	78	23:56	8	21	29	0	29	4	2	1	0	129	6.2
34	C	JIM DOWD	78	13:03	8	17	25	-1	31	3	1	2	0	79	10.1
18	RW	RICHARD PARK	81	16:36	14	10	24	-3	16	2	2	3	1	149	9.4
96	C	PIERRE-MARC BOUCHARD*	50	13:16	7	13	20	1	18	5	0	1	0	53	13.2
20	D	ANDREI ZYUZIN	67	21:38	4	13	17	-8	36	2	0	0	0	113	3.5
5	D	BRAD BOMBARDIR	58	22:01	1	14	15	15	16	1	0	0	0	55	1.8
2	D	WILLIE MITCHELL	69	21:28	2	12	14	13	84	0	1	1	0	67	3.0
77	D	LUBOMIR SEKERAS	60	18:52	2	9	11	-12	30	1	0	1	0	50	4.0
28	LW	JEREMY STEVENSON	32	10:48	5	6	11	6	69	1	0	1	0	29	17.2
55	D	NICK SCHULTZ	75	18:28	3	7	10	11	23	0	0	1	0	70	4.3
16	RW	BILL MUCKALT	8	13:00	5	3	8	5	6	0	0	0	0	13	38.5
12	L	MATT JOHNSON	60	7:24	3	5	8	-8	201	0	0	1	0	24	12.5
14	C	DARBY HENDRICKSON	28	15:16	1	5	6	-3	8	0	0	0	0	34	2.9
23	D	JASON MARSHALL	45	11:24	1	5	6	4	69	0	0	0	0	40	2.5
4	D	BRAD BROWN	57	9:14	0	1	1	-1	90	0	0	0	0	10	0.0
19	LW	STEPHANE VEILLEUX*	38	12:08	3	2	5	-6	23	1	0	0	0	52	5.8
3	D	LADISLAV BENYSEK	14	11:26	0	0	0	-3	8	0	0	0	0	7	0.0
27	RW	KYLE WANVIG*	7	9:14	1	0	1	0	13	0	0	0	0	5	20.0
25	C	RICKARD WALLIN*	4	7:44	1	0	1	1	0	0	0	1	0	1	100.0
9	LW	HNAT DOMENICHELLI	1	11:11	0	0	0	0	0	0	0	0	0	1	0.0
6	LW	JEAN-GUY TRUDEL	1	5:37	0	0	0	0	2	0	0	0	0	0	0.0
38	D	CURTIS MURPHY	1	8:56	0	0	0	0	0	0	0	0	0	0	0.0
#	GOALTENDER		GP	W	L	T	SA	GA	GAA	SV	SV%	SO	A	PIM	MIN
30	DWAYNE ROLOSON		50	23	16	8	1,334	98	2.00	1,236	.927	4	1	4	2,945
35	MANNY FERNANDEZ		34	19	13	2	972	74	2.24	898	.924	2	1	6	1,979
31	DIETER KOCHAN		1	0	1	0	28	5	5.00	23	.821	0	0	0	60

* ROOKIE

2002-03 GAME-BY-GAME



GAME	DATE	OPPONENT	RESULT	W	L	T	OTL	RECORD	PTS	DIVISION/ CONF. RANK	WILD GOALS (BY #)	WILD GOALTENDERS	ATT.
1	10/11	Boston	5-1	W				1-0-0-0	2	1st/2nd	18p,37,15,33,34s	Fernandez	*18,568
2	10/12	@ St. Louis	2-2				T	1-0-1-0	3	2nd/5th	7p,15p	Roloson	16,294
3	10/15	Florida	4-1	W				2-0-1-0	5	1st/1st	16,24s,5p,16	Fernandez	*18,064
4	10/17	Dallas	3-1	W				3-0-1-0	7	1st/1st	10p,10,16	Fernandez	*18,568
5	10/19	Detroit	3-5	L				3-1-1-0	7	2nd/5th	37,16,24	Roloson	*19,344
6	10/22	Calgary	4-3	W				4-1-1-0	9	1st/1st	16,10p,24,7p	Fernandez	*18,064
7	10/24	@ Chicago	3-2	W				5-1-1-0	11	1st/1st	11,15p,15	Roloson	11,137
8	10/26	@ Phoenix	6-1	W				6-1-1-0	13	1st/1st	15p,10,11,10,37,15p	Fernandez	10,236
9	10/27	@ Colorado	3-3				T	6-1-2-0	14	1st/1st	19p,11,24	Roloson	18,007
10	10/29	Colorado	3-2	W				7-1-2-0	16	1st/1st	10p,33,77	Fernandez	*18,568
11	10/31	San Jose	2-1	W				8-1-2-0	18	1st/1st	33,33	Roloson	*18,064
12	11/2	Vancouver	2-4	L				8-2-2-0	18	1st/1st	10,7	Fernandez	*18,568
13	11/4	@ Los Angeles	5-2	W				9-2-2-0	20	1st/1st	10p,10s,7,10,24	Roloson	15,693
14	11/7	@ Phoenix	1-4	L				9-3-2-0	20	1st/1st	11	FERNANDEZ, Roloson	11,107
15	11/9	@ San Jose	4-2	W				10-3-2-0	22	1st/2nd	7p,10,9p,37	Roloson	17,496
16	11/10	@ Anaheim	0-1	L				10-4-2-0	22	1st/2nd	15,11p	Roloson	14,070
17	11/12	Edmonton	2-3	L				10-5-2-0	22	1st/2nd	15,11p	Roloson	*18,064
18	11/14	Pittsburgh	1-1				T	10-5-3-0	23	1st/2nd	18	Fernandez	*18,568
19	11/16	Washington	1-0	W				11-5-3-0	25	1st/2nd	11	Roloson	*18,568
20	11/19	Los Angeles	2-2				T	11-5-4-0	26	1st/2nd	10,33	Roloson	*18,064
21	11/21	@ Washington	4-3	W				12-5-4-0	28	2nd/4th	24,19,15p,11	Roloson	12,838
22	11/23	Nashville	4-2	W				13-5-4-0	30	2nd/3rd	15,10,10p,10	Fernandez	*18,568
23	11/25	Vancouver	1-2	L				13-6-4-0	30	2nd/3rd	15	Fernandez	*18,064
24	11/27	@ Dallas	0-5	L				13-7-4-0	30	2nd/4th	-	Fernandez	18,532
25	11/29	Colorado	2-2				T	13-7-5-0	31	2nd/4th	18p,24	Roloson	*18,568
26	12/3	@ Edmonton	1-2				OTL	13-7-5-1	32	1st/3rd	11	Fernandez	15,527
27	12/5	@ Calgary	1-1				T	13-7-6-1	33	1st/2nd	15	Roloson	14,118
28	12/7	@ Vancouver	4-2	W				14-7-6-1	35	2nd/4th	17p,10,10,10	Roloson	18,422
29	12/10	Tampa Bay	5-3	W				15-7-6-1	37	2nd/4th	96p,18,37,10,2s	Fernandez	*18,064
30	12/12	@ Detroit	3-2	W				16-7-6-1	39	1st/2nd	37,18,25	Roloson	20,058
31	12/14	@ Nashville	1-3	L				16-8-6-1	39	2nd/4th	15p	Fernandez	14,224
32	12/15	Carolina	2-1	L				17-8-6-1	41	2nd/4th	7,17p	Roloson	*18,568
33	12/17	Edmonton	4-3	W				18-8-6-1	43	2nd/3rd	27,10,18,18	Fernandez	*18,568
34	12/19	NY Islanders	2-4	L				18-9-6-1	43	2nd/4th	33,7	Roloson	*18,568
35	12/21	@ Colorado	2-4	L				18-10-6-1	43	2nd/4th	10,34p	Fernandez	18,007
36	12/23	Calgary	2-3	L				18-11-6-1	43	2nd/5th	18s,10	Roloson	*18,568
37	12/26	@ Chicago	2-2				T	18-11-7-1	44	2nd/4th	37,19	Roloson	18,663
38	12/28	@ Buffalo	4-3	W				19-11-7-1	46	2nd/4th	10,17p,34,24	Fernandez	12,006
39	12/31	Anaheim	4-1	W				20-11-7-1	48	2nd/4th	28,55,12,24	Roloson	*18,568
40	1/2	@ Edmonton	2-1	W				21-11-7-1	50	2nd/5th	20,34	Fernandez	16,839
41	1/4	@ Calgary	2-3	L				21-12-7-1	50	2nd/5th	20p,15	Roloson	15,974
42	1/6	Los Angeles	2-3	L				21-13-7-1	50	2nd/5th	33p,11	Fernandez, ROLOSON	*18,568
43	1/8	Columbus	1-2	L				21-14-7-1	50	2nd/6th	9p	Roloson	*18,568
44	1/10	Phoenix	2-1	W				22-14-7-1	52	2nd/5th	20p,7p	Roloson	*18,568
45	1/14	Buffalo	0-1	L				22-15-7-1	52	2nd/5th	-	Roloson	*18,568
46	1/16	Vancouver	5-2	W				23-15-7-1	54	2nd/5th	18,11p,28,11,10	Roloson	*18,568
47	1/18	Anaheim	0-1	L				23-16-7-1	54	2nd/5th	-	Roloson	*18,568
48	1/20	@ Anaheim	2-1	W				24-16-7-1	56	2nd/5th	55,24	Roloson	13,331
49	1/23	@ Los Angeles	2-1	W				25-16-7-1	58	2nd/5th	96p,10	Roloson	16,480
50	1/25	@ San Jose	1-4	L				25-17-7-1	58	2nd/5th	10	Roloson	17,496
51	1/28	@ Vancouver	2-2				T	25-17-8-1	59	2nd/5th	55,33	Roloson	18,422
52	1/29	@ Edmonton	1-5	L				25-18-8-1	59	2nd/5th	34	Kochan	16,469
53	2/5	Chicago	2-1	W				26-18-8-1	61	3rd/6th	17p,37	Roloson	*18,568
54	2/7	San Jose	4-3	W				27-18-8-1	63	3rd/6th	18,11,7p,24s	Roloson	*18,568
55	2/9	@ New Jersey	2-3	L				27-19-8-1	63	2nd/5th	96p,11	Roloson	16,744
56	2/10	@ Philadelphia	1-0	W				28-19-8-1	65	3rd/6th	11	Fernandez	19,143
57	2/12	Philadelphia	2-0	W				29-19-8-1	67	3rd/6th	7p,37	Roloson	*18,568
58	2/14	Phoenix	2-3	L				29-20-8-1	67	3rd/6th	18s,7	Fernandez	*18,568
59	2/15	@ Colorado	2-3	L				29-21-8-1	67	3rd/7th	34,11	Fernandez	18,007
60	2/19	NY Rangers	2-4	L				29-22-8-1	67	3rd/7th	15p,33p	Roloson	*18,568
61	2/23	St. Louis	3-1	W				30-22-8-1	69	3rd/6th	37,37,17s	Fernandez	*18,568
62	2/25	@ Ottawa	3-0	W				31-22-8-1	71	3rd/7th	18,77p,10	Roloson	17,371
63	2/27	@ Montreal	6-3	W				32-22-8-1	73	3rd/6th	18,37,33p,10,7,7	Fernandez	21,273
64	3/1	@ St. Louis	0-2	L				32-23-8-1	73	3rd/6th	-	Roloson	19,645
65	3/4	New Jersey	3-2	W				33-23-8-1	75	3rd/6th	15,20,2	Fernandez	*18,568
66	3/6	@ Nashville	2-2				T	33-23-9-1	76	3rd/6th	33,11p	Fernandez	13,540
67	3/7	@ Carolina	0-1	L				33-24-9-1	76	3rd/6th	-	Roloson	13,224
68	3/9	@ Atlanta	6-4	W				34-24-9-1	78	3rd/7th	34p,33,33,17,11,28	Roloson, FERNANDEZ	15,484
69	3/12	Dallas	4-2	W				35-24-9-1	80	3rd/6th	14,17s,15p,24	Fernandez	*18,568
70	3/14	Nashville	3-1	W				36-24-9-1	82	3rd/6th	96,34p,7	Roloson	*18,568
71	3/15	@ Columbus	0-5	L				36-25-9-1	82	3rd/6th	-	FERNANDEZ, Roloson	18,136
72	3/17	Tampa Bay	3-3				T	36-26-10-1	83	3rd/7th	12,10,15p	Roloson	18,196
73	3/19	@ Florida	3-1	W				37-26-10-1	85	3rd/7th	24,33,11p	Roloson	15,441
74	3/21	Dallas	3-2	W				38-26-10-1	87	3rd/7th	28,11p,37	Fernandez	18,532
75	3/23	Detroit	4-0	W				39-25-10-1	89	3rd/7th	12,33,24,28p	Roloson	*18,568
76	3/25	@ Detroit	0-4	L				39-26-10-1	89	3rd/7th	-	Roloson	20,058
77	3/26	St. Louis	0-1	L				39-27-10-1	89	3rd/6th	-	Fernandez	*18,568
78	3/28	Chicago	4-3	W				40-27-10-1	91	3rd/6th	33,23,7,18	Roloson	*18,568
79	3/31	Calgary	3-0	W				41-27-10-1	93	3rd/6th	7p,96p,24p	Fernandez	*18,568
80	4/2	@ Columbus	0-3	L				41-28-10-1	93	3rd/7th	-	Roloson	*18,568
81	4/3	@ Toronto	1-2	L				41-29-10-1	93	3rd/7th	11p	Fernandez	*18,568
82	4/6	Columbus	4-3	W				42-29-10-1	95	3rd/6th	17,15,7p,10	Roloson	*18,568

32 BACKSTROM

25 BELANGER

24 BOOGAARD

96 BOUCHARD

21 BRODZIAK

15 BRUNETTE

8 BURNS

22 CLUTTERBUCK

18 GILLIES

37 HARDING

14 HAVLAT

34 HNIDY

5 JOHNSON

9 KOIVU

20 MIETTINEN

11 NOLAN

67 POULIOT

55 SCHULTZ

36 SCOTT

51 SHEPPARD

12 WELLER

6 ZANON

3 ZIDLICKY



2001-02 MINNESOTA WILD



#	POS	PLAYER	GP	TOI/G	G	A	PTS	+/-	PIM	PP	SH	GW	GTG	SOG	SH%
15	LW	ANDREW BRUNETTE	81	16:02	21	48	69	-4	18	10	0	2	1	106	19.8
10	LW	MARIAN GABORIK	78	16:47	30	37	67	0	34	10	0	4	1	221	13.6
34	C	JIM DOWD	82	15:34	13	30	43	-14	54	5	0	1	0	111	11.7
33	RW	SERGEI ZHOLTOK	73	16:04	19	20	39	-10	28	1	0	2	1	146	13.0
24	LW	ANTTI LAAKSONEN	82	16:20	16	17	33	-5	22	0	0	1	0	104	15.4
37	C	WES WALZ	64	16:42	10	20	30	0	43	0	2	5	0	97	10.3
11	LW	PASCAL DUPUIS*	76	15:08	15	12	27	-10	16	3	2	0	0	154	9.7
18	C	RICHARD PARK	63	16:28	10	15	25	-1	10	2	1	2	0	115	8.7
14	C	DARBY HENDRICKSON	68	16:43	9	15	24	-22	50	2	2	1	0	79	11.4
17	D	FILIP KUBA	62	25:30	5	19	24	-6	32	3	0	1	0	101	5.0
77	D	LUBOMIR SEKERAS	69	22:37	4	20	24	-7	38	4	0	1	0	82	4.9
22	RW	STACY ROEST	58	15:50	10	11	21	-3	8	1	4	2	1	98	10.2
44	C	AARON GAVEY	71	11:55	6	11	17	-21	38	1	0	0	0	75	8.0
2	D	WILLIE MITCHELL	68	21:25	3	10	13	-16	68	0	0	1	0	67	4.5
23	D	JASON MARSHALL	80	16:18	5	6	11	-8	148	1	0	0	0	73	6.8
55	D	NICK SCHULTZ*	52	16:08	4	6	10	0	14	1	0	1	0	47	8.5
3	D	LADISLAV BENYSEK	74	19:09	1	7	8	-12	28	0	0	0	0	44	2.3
9	LW	HNAT DOMENICHELLI	27	12:40	1	5	6	-5	10	0	0	0	0	57	1.8
25	D	ANDY SUTTON	19	10:57	2	4	6	-4	35	1	0	0	0	21	9.5
18	C	SEBASTIEN BORDELEAU	14	13:35	1	4	5	-1	8	0	0	0	0	25	4.0
26	RW	TONY VIRTA	8	13:23	2	3	5	0	0	0	0	0	0	15	13.3
12	LW	MATT JOHNSON	60	7:23	4	0	4	-13	183	0	0	1	0	23	0.0
4	D	BRAD BROWN	51	15:54	0	4	4	-11	123	0	0	0	0	23	17.4
5	D	BRAD BOMBARDIR	28	20:33	1	2	3	-6	14	1	0	0	0	24	4.2
31	C	ROMAN SIMICEK	6	13:16	2	0	2	1	8	0	0	0	0	28	0.0
23	RW	SERGEI KRIVOKRASOV	9	12:13	1	1	2	-1	17	0	0	1	0	13	7.7
36	LW	SYLVAIN BLOUIN	43	9:51	0	2	2	-11	130	0	0	0	0	4	50.0
6	D	MIKE MATTEUCCI	3	10:06	0	0	0	1	2	0	0	0	0	0	0.0
39	D	TRAVIS ROCHE*	4	12:30	0	0	0	-1	2	0	0	0	0	0	0.0
19	D	DAVID CULLEN*	17	14:02	0	0	0	-8	6	0	0	0	0	1	0.0
#	GOALTENDER		GP	W	L	T	SA	GA	GAA	SV	SV%	SO	A	PIM	MIN
31	DEREK GUSTAFSON		1	0	0	0	7	0	0.00	7	1.000	0	0	0	26
30	DWAYNE ROLOSON		45	14	20	7	1,132	112	2.68	1,020	.901	5	0	8	2,506
35	MANNY FERNANDEZ		44	12	24	5	1,157	125	.892	1,032	.892	1	0	4	2,463

* ROOKIE

2001-02 GAME-BY-GAME



GAME	DATE	OPPONENT	RESULT	W	L	T	OTL	RECORD	PTS	DIVISION/ CONF. RANK	WILD GOALS (BY #)	WILD GOALTENDERS	ATT.
1	10/6	@ San Jose	0-0				T	0-0-1-0	1	4th/-11th		Rolason	16,774
2	10/7	@ Los Angeles	4-3	W				1-0-1-0	3	2nd/3rd	15, 22, 71, 2	Fernandez	16,354
3	10/10	BOSTON	2-1	W				2-0-1-0	5	2nd/2nd	22, 22	Fernandez	*18,568
4	10/12	CHICAGO	6-4	W				3-0-1-0	7	1-1st/-1st	42, 34, 22, 17, 15, 42	Rolason	*18,568
5	10/14	EDMONTON	3-3				T	3-0-2-0	8	3rd/-2nd	77, 22, 10	Fernandez	*18,064
6	10/16	SAN JOSE	3-3				T	3-0-3-0	9	1-1st/-2nd	10, 34, 24	Rolason	*18,064
7	10/19	ST. LOUIS	3-2				OTL	3-0-3-1	10	3rd/4th	33, 44	Fernandez	*18,568
8	10/24	CAROLINA	3-7	L				3-1-3-1	10	1-3rd/-5th	34, 15, 10	FERNANDEZ, Rolason	*18,064
9	10/27	@ Calgary	2-4	L				3-2-3-1	10	4th/10th	10, 12	Rolason	14,088
10	10/30	@ Nashville	4-2	W				4-2-3-1	12	4th/-7th	14, 15, 25, 14	Rolason	12,522
11	10/31	NASHVILLE	4-6	L				4-3-3-1	12	4th/10th	31, 37, 34, 10	Fernandez	*18,064
12	11/2	COLORADO	4-2	W				5-3-3-1	14	1-3rd/-8th	15, 24, 34, 31	Rolason	*19,014
13	11/4	EDMONTON	0-2	L				5-4-3-1	14	1-3rd/9th		Rolason	*18,064
14	11/6	@ N.Y. Rangers	1-3	L				5-5-3-1	14	4th/10th	11	Fernandez	17,454
15	11/8	@ Boston	5-3	W				6-5-3-1	16	3rd/-7th	34, 17, 15, 33, 15	Rolason	12,235
16	11/11	VANCOUVER	0-5	L				6-6-3-1	16	3rd/9th		FERNANDEZ, Rolason	*18,568
17	11/13	ATLANTA	4-2	W				7-6-3-1	18	3rd/-7th	10, 10, 10, 11	Rolason	*18,064
18	11/14	@ Colorado	0-1	L				7-7-3-1	18	3rd/-7th		Rolason	18,007
19	11/16	@ Detroit	3-8	L				7-8-3-1	18	5th/11th	18, 44, 15	ROLOSON, Fernandez	20,058
20	11/18	LOS ANGELES	2-2				T	7-8-4-1	19	5th/11th	33, 10	Rolason	*18,064
21	11/20	@ Phoenix	1-2				OTL	7-8-4-2	20	t-4th/-10th	10	Rolason	10,480
22	11/21	@ San Jose	2-0	W				8-8-4-2	22	1-3rd/-7th	14, 34	Fernandez	17,496
23	11/23	PHOENIX	5-2	W				9-8-4-2	24	3rd/-6th	34, 11, 37, 10, 10	Rolason	*18,568
24	11/25	DALLAS	3-4	L				9-9-4-2	24	1-4th/-7th	34, 77, 11	Rolason	*19,042
25	11/27	VANCOUVER	2-1	W				10-9-4-2	26	3rd/-6th	33, 11	Fernandez	*18,064
26	11/29	FLORIDA	6-0	W				11-9-4-2	28	3rd/-6th	55, 11, 33, 24, 10, 44	Rolason	*18,064
27	12/2	ST. LOUIS	4-4				T	11-9-5-2	29	3rd/8th	3, 14, 11, 15	Rolason	*18,568
28	12/5	@ Chicago	2-4	L				11-10-5-2	29	4th/10th	77, 2	Fernandez	11,085
29	12/8	@ Philadelphia	1-5	L				11-11-5-2	29	4th/10th	37	ROLOSON, Fernandez	19,548
30	12/10	@ Montreal	0-4	L				11-12-5-2	29	4th/10th		Fernandez	17,727
31	12/14	@ Pittsburgh	5-2	W				12-12-5-2	31	4th/10th	33, 33, 10, 11, 37	Fernandez	13,378
32	12/16	COLORADO	2-3				OTL	12-12-5-3	32	t-4th/-9th	34, 14	Rolason	*18,568
33	12/18	ANAHEIM	1-5	L				12-13-5-3	32	t-4th/-11th	15	Fernandez	*18,568
34	12/22	@ Vancouver	2-1	W				13-13-5-3	34	4th/11th	33, 37	Fernandez	16,337
35	12/23	@ Colorado	3-6	L				13-14-5-3	34	4th/11th	34, 15, 44	Rolason	18,007
36	12/26	DETROIT	3-3				T	13-14-6-3	35	4th/11th	23, 18, 2	Fernandez	*18,568
37	12/28	@ Edmonton	2-3	L				13-15-6-3	35	4th/11th	44, 15	Rolason	16,839
38	12/29	@ Calgary	3-4	L				13-16-6-3	35	5th/12th	23, 11, 12	Fernandez	16,730
39	12/31	@ Detroit	2-4	L				13-17-6-3	35	5th/12th	14, 10	Fernandez	20,058
40	1/2	TAMPA BAY	2-0	W				14-17-6-3	37	4th/11th	10, 14	Rolason	*18,568
41	1/4	NASHVILLE	2-1	W				15-17-6-3	39	4th/-10th	15, 77	Fernandez	*18,568
42	1/6	BUFFALO	1-4	L				15-18-6-3	39	5th/12th	24	Rolason	*18,568
43	1/8	MONTREAL	4-2	W				16-18-6-3	41	4th/11th	24, 37, 37, 33	Fernandez	*18,568
44	1/10	@ Nashville	2-2				T	16-18-7-3	42	4th/11th	33, 33	Rolason	12,734
45	1/11	ANAHEIM	2-2				T	16-18-8-3	43	4th/11th	17, 24	Fernandez	*18,568
46	1/13	DALLAS	1-3	L				16-19-8-3	43	t-4th/-11th	24	Fernandez	*18,568
47	1/15	@ Carolina	0-2	L				16-20-8-3	43	5th/12th	17	Rolason	10,712
48	1/18	@ Columbus	3-1	W				17-20-8-3	45	t-4th/-11th	17, 17, 10	Fernandez	18,136
49	1/19	@ Ottawa	1-4	L				17-21-8-3	45	5th/12th	37	Fernandez	17,398
50	1/23	@ Anaheim	2-3				OTL	17-21-8-4	46	5th/12th	18, 10	Rolason	9,511
51	1/24	@ Los Angeles	1-4	L				17-22-8-4	46	5th/13th	55	Fernandez	15,917
52	1/26	NEW JERSEY	2-2				T	17-22-9-4	47	5th/-12th	14, 22	Rolason	*18,568
53	1/28	CALGARY	2-3				OTL	17-22-9-5	48	5th/12th	33, 15	Fernandez	*18,568
54	1/30	LOS ANGELES	0-2	L				17-23-9-5	48	5th/13th		Rolason	*18,568
55	2/5	@ Toronto	1-3	L				17-24-9-5	48	5th/13th	11	Fernandez	19,217
56	2/6	@ Washington	1-2	L				17-25-9-5	48	5th/14th	18	Rolason	16,224
57	2/8	COLORADO	0-6	L				17-26-9-5	48	5th/14th		FERNANDEZ, Rolason	*18,568
58	2/10	N.Y. ISLANDERS	4-3	W				18-26-9-5	50	5th/13th	11, 18, 33, 33	Rolason	*18,568
59	2/12	@ Columbus	3-3				T	18-26-10-5	51	5th/13th	33, 23, 33	Fernandez	18,136
60	2/13	DETROIT	0-2	L				18-27-10-5	51	5th/-13th		Rolason	*18,568
61	2/27	@ Anaheim	5-3	W				19-27-10-5	53	5th/13th	23, 55, 5, 12, 24	Rolason	10,022
62	3/2	@ Vancouver	3-6	L				19-28-10-5	53	5th/13th	12, 22, 34	FERNANDEZ, Rolason	18,422
63	3/5	N.Y. RANGERS	2-3				OTL	19-28-10-6	54	5th/13th	10, 24	Rolason	*18,568
64	3/7	@ St. Louis	3-0	W				20-28-10-6	56	5th/13th	24, 10, 10	Rolason	18,792
65	3/8	@ Dallas	5-3	W				21-28-10-6	58	5th/13th	10, 14, 15, 22, 11	Fernandez	18,532
66	3/10	COLUMBUS	5-0	W				22-28-10-6	60	5th/13th	10, 10, 11, 10, 33	Rolason	*18,568
67	3/12	OTTAWA	3-4				OTL	22-28-10-7	61	5th/-12th	18, 15, 11	Fernandez	*18,064
68	3/17	PHOENIX	2-2				T	22-28-11-7	62	5th/12th	10, 10	Fernandez	*18,568
69	3/18	CALGARY	4-2	W				23-28-11-7	64	5th/12th	22, 18, 18, 24	Rolason	*18,064
70	3/20	COLUMBUS	1-3	L				23-29-11-7	64	5th/12th	15	Fernandez	*18,064
71	3/23	@ N.Y. Islanders	1-2	L				23-30-11-7	64	5th/12th	15	Fernandez	16,234
72	3/26	@ St. Louis	2-1	W				24-30-11-7	66	5th/12th	24, 37	Fernandez	16,469
73	3/27	@ Atlanta	4-2	W				25-30-11-7	68	5th/12th	10, 22, 15, 24	Rolason	13,039
74	3/29	CHICAGO	1-3	L				25-31-11-7	68	5th/12th	10	Fernandez	*19,004
75	3/31	@ Chicago	1-2	L				25-32-11-7	68	5th/12th	23	Fernandez	14,835
76	4/2	@ Edmonton	1-2				OTL	25-32-11-8	69	5th/12th	18	Fernandez	16,839
77	4/4	@ Calgary	3-4	L				25-33-11-8	69	5th/12th	26, 33, 9	Fernandez	13,831
78	4/5	@ Vancouver	4-5				OTL	25-33-11-9	70	5th/12th	55, 26, 44, 24	Rolason	18,160
79	4/8	SAN JOSE	3-1	W				26-33-11-9	72	5th/12th	11, 18, 33	Fernandez	*18,568
80	4/10	@ Dallas	4-4				OTL	26-33-12-9	73	5th/12th	10, 24, 34, 15	Fernandez, ROLOSON	18,532
81	4/12	@ Phoenix	1-7	L				26-34-12-9	73	5th/12th	11	ROLOSON, Gustafson	16,210
82	4/14	EDMONTON	2-4	L				26-35-12-9	73	5th/12th	15, 24	Rolason	*18,568

32 BACKSTROM

25 BELANGER

24 BOOGAARD

96 BOUCHARD

21 BRODZIAK

15 BRUNETTE

8 BURNS

22 CLUTTERBUCK

18 GILLIES

37 HARDING

14 HAVLAT

34 HNIDY

5 JOHNSON

9 KOIVU

20 MIETTINEN

11 NOLAN

67 POULIOT

55 SCHULTZ

36 SCOTT

51 SHEPPARD

12 WELLER

6 ZANON

3 ZIDLICKY



2000-01 MINNESOTA WILD



#	POS	PLAYER	GP	TOI/G	G	A	PTS	+/-	PIM	PP	SH	GW	GTG	SOG	SH%
18	C	SCOTT PELLERIN	58	18:40	11	28	39	6	45	2	2	2	0	117	9.4
10	LW	MARIAN GABORIK*	71	15:26	18	18	36	-6	32	6	0	3	0	179	10.1
77	D	LUBOMIR SEKERAS	80	21:13	11	23	34	-8	52	4	0	2	0	102	10.8
37	C	WES WALZ	82	16:45	18	12	30	-8	37	0	7	3	0	152	11.8
17	D	FILIP KUBA*	75	24:16	9	21	30	-6	28	4	0	4	1	141	6.4
14	C	DARBY HENDRICKSON	72	15:50	18	11	29	1	36	3	1	1	1	114	15.8
34	C	JIM DOWD	68	17:50	7	22	29	-6	80	0	0	0	1	92	7.6
24	LW	ANTTI LAAKSONEN	82	16:27	12	16	28	-7	24	0	2	1	0	129	9.3
22	C	STACY ROEST	76	14:01	7	20	27	3	20	1	0	1	0	125	5.6
44	C	AARON GAVEY	75	14:00	10	14	24	-8	52	1	0	2	0	100	10.0
25	RW	SERGEI KRIVOKRASOV	54	13:05	7	15	22	-1	20	2	0	1	0	107	6.5
21	D	SEAN O'DONNELL	63	23:00	4	12	16	-2	128	1	0	1	0	58	6.9
5	D	BRAD BOMBARDIR	70	20:50	0	15	15	-6	42	0	0	0	0	81	0.0
21	LW	CAM STEWART	54	13:12	4	9	13	-3	18	0	1	0	1	61	6.6
20	RW	MAXIM SUSHINSKY	30	14:01	7	4	11	-7	29	3	0	0	0	62	11.3
19	RW	JEFF NIELSEN	59	13:33	3	8	11	-16	4	1	0	1	0	82	3.7
2	D	WILLIE MITCHELL*	17	20:49	1	7	8	4	11	0	0	0	0	16	6.3
42	D	ANDY SUTTON	69	12:55	3	4	7	-11	131	2	0	0	0	64	4.7
3	D	LADISLAV BENYSEK*	71	18:25	2	5	7	-11	38	1	0	0	0	48	4.2
45	LW	PETER BARTOS	13	13:55	4	2	6	2	6	1	0	1	0	18	22.2
16	C	ROMAN SIMICEK	28	12:44	2	4	6	-4	21	0	0	0	0	14	14.3
36	LW	SYLVAIN BLOUIN	41	9:54	3	2	5	-5	117	0	0	0	0	37	8.1
7	D	CURTIS LESCZYSHYN	54	19:31	2	3	5	-2	19	1	0	1	0	43	4.7
23	LW	PAVEL PATERA	20	14:27	1	3	4	-8	4	0	0	0	0	14	7.1
12	LW	MATT JOHNSON	50	7:43	1	1	2	-6	137	0	0	0	0	21	4.8
23	LW	STEVE MCKENNA	20	7:59	1	1	2	0	19	0	0	0	0	12	8.3
11	LW	KAI NURMINEN	2	15:34	1	0	1	-1	2	0	0	0	0	1	100
11	LW	PASCAL DUPUIS*	4	15:36	1	0	1	0	4	1	0	0	0	8	12.5
15	D	J.J. DAIGNEAULT	1	11:38	0	0	0	-1	2	0	0	0	0	0	0.0
6	D	TRAVIS ROCHE*	1	15:22	0	0	0	0	0	0	0	0	0	0	0.0
40	D	CHRIS ARMSTRONG*	3	18:06	0	0	0	-3	0	0	0	0	0	4	0.0
26	RW	CHRISTIAN MATTE*	3	13:21	0	0	0	0	2	0	0	0	0	8	0.0
28	D	MIKE MATTEUCCI	3	11:29	0	0	0	-2	2	0	0	0	0	3	0.0
32	C	BRIAN BONIN	7	9:46	0	0	0	-3	0	0	0	0	0	7	0.0

#	GOALTENDER	GP	W	L	T	SA	GA	GAA	SV	SV%	SO	A	PIM	MIN
35	MANNY FERNANDEZ	42	19	17	4	1,147	92	2.24	1,055	.920	4	1	6	2,461
30	DEREK GUSTAFSON	4	1	3	0	97	10	2.51	87	.897	0	0	0	239
29	JAMIE MCLENNAN	38	5	23	9	1,032	98	2.64	934	.905	2	1	4	2,230
31	ZAC BIERK	1	0	1	0	27	6	6.00	21	.778	0	0	2	60

* ROOKIE

2000-01 GAME-BY-GAME



GAME	DATE	OPPONENT	RESULT	W	L	T	OTL	RECORD	PTS	DIVISION/ CONF. RANK	WILD GOALS (BY #)	WILD GOALTENDERS	ATT.
1	10/6	@ Anaheim	1-3	L				0-1-0-0	0	0/0	10	McLennan	16,520
2	10/7	@ Phoenix	1-4	L				0-2-0-0	0	5th/14th	34	Fernandez	13,089
3	10/11	PHILADELPHIA	3-3		T			0-2-1-0	1	5th/14th	14, 10, 37	Fernandez	*18,827
4	10/13	@ St. Louis	0-2	L				0-3-1-0	1	4th/14th		McLennan	19,576
5	10/15	EDMONTON	3-5	L				0-4-1-0	1	5th/15th	77, 20, 20	McLennan	*18,064
6	10/18	TAMPA BAY	6-5	W				1-4-1-0	3	5th/15th	20, 21, 20, 33, 10, 10	McLennan	*18,064
7	10/20	SAN JOSE	1-3	L				1-5-1-0	3	5th/14th	12	McLennan	*18,064
8	10/22	FLORIDA	0-0		T			1-5-2-0	4	5th/14th		McLennan	*18,064
9	10/24	@ Montreal	2-2		T			1-5-3-0	5	5th/14th	37, 24	McLennan	19,011
10	10/25	@ Toronto	1-6	L				1-6-3-0	5	5th/14th	37	MCLENNAN, Fernandez	19,114
11	10/27	CALGARY	3-1	W				2-6-3-0	7	5th/14th	14, 17, 44	Fernandez	*18,064
12	10/29	CHICAGO	2-3	L				2-7-3-0	7	5th/13th	10, 33	Fernandez	*18,064
13	11/3	@ Edmonton	0-3	L				2-8-3-0	7	4th/13th		McLennan	12,811
14	11/5	@ Calgary	3-2	W				3-8-3-0	9	4th/13th	37, 37, 24	Fernandez	15,330
15	11/7	@ Colorado	0-2	L				3-9-3-0	9	4th/13th		McLennan	18,007
16	11/8	CALGARY	0-1	L				3-10-3-0	9	5th/14th		Fernandez	*18,064
17	11/10	@ Chicago	5-2	W				4-10-3-0	11	5th/15th	21, 17, 10, 22, 24	Fernandez	15,348
18	11/12	EDMONTON	4-5				OTL	4-10-3-1	12	5th/15th	77, 77, 16, 22	Fernandez	*18,064
19	11/15	N.Y. RANGERS	2-3	L				4-11-3-1	12	5th/15th	11, 77	Fernandez	*18,568
20	11/17	@ Buffalo	1-3	L				4-12-3-1	12	5th/15th	45	McLennan	16,590
21	11/18	@ Boston	6-1	W				5-12-3-1	14	5th/15th	20, 77, 77, 20, 14, 45	Fernandez	14,465
22	11/22	CALGARY	1-1		T			5-12-4-1	15	5th/15th	19	McLennan	*18,064
23	11/24	CHICAGO	2-0	W				6-12-4-1	17	5th/15th	45, 20	Fernandez	*18,568
24	11/26	VANCOUVER	4-2	W				7-12-4-1	19	5th/14th	24, 24, 37, 24	Fernandez	*18,064
25	11/28	@ San Jose	1-4	L				7-13-4-1	19	4th/13th	3	McLennan	17,247
26	11/30	@ Phoenix	0-2	L				7-14-4-1	19	5th/14th		Fernandez	12,447
27	12/2	@ Los Angeles	2-3	L				7-15-4-1	19	5th/14th	34, 25	Fernandez	16,270
28	12/7	@ Chicago	4-2	W				8-15-4-1	21	5th/14th	24, 44, 17, 37	Fernandez	12,644
29	12/8	ANAHEIM	0-1				OTL	8-15-4-2	22	5th/14th		McLennan	*18,064
30	12/10	NASHVILLE	1-2	L				8-16-4-2	22	5th/14th	14	McLennan	*18,064
31	12/13	CAROLINA	1-1		T			8-16-5-2	23	5th/14th	33	Fernandez	*18,064
32	12/14	@ Washington	1-2	L				8-17-5-2	23	5th/14th	44	McLennan	11,392
33	12/17	DALLAS	6-0	W				9-17-5-2	25	5th/14th	19, 10, 45, 14, 77, 14	Fernandez	*18,834
34	12/20	OTTAWA	2-2		T			9-17-6-2	26	5th/14th	14, 14	McLennan	*18,064
35	12/22	LOS ANGELES	4-3	W				10-17-6-2	29	5th/14th	37, 25, 34, 22	Fernandez	*18,564
36	12/27	@ Detroit	5-3	W				11-17-6-2	30	5th/14th	10, 33, 33, 27, 24	Fernandez	19,995
37	12/29	PHOENIX	2-2		T			11-17-7-2	31	5th/14th	42, 34	McLennan	*18,568
38	12/31	ANAHEIM	3-2	W				12-17-7-2	33	5th/14th	33, 44, 77	Fernandez	*18,064
39	1/3	ATLANTA	1-1		T			12-17-8-2	34	5th/14th	4	McLennan	*18,064
40	1/5	DETROIT	3-2	W				13-17-8-2	36	5th/14th	19, 17, 17	Fernandez	*18,568
41	1/6	@ St. Louis	1-5	L				13-18-8-2	36	5th/13th	42	MCLENNAN, Fernandez	19,913
42	1/10	WASHINGTON	3-0	W				14-18-8-2	38	5th/13th	44, 33, 22	Fernandez	*18,064
43	1/12	COLORADO	0-5	L				14-19-8-2	38	5th/13th		Fernandez	*18,815
44	1/14	@ N.Y. Rangers	2-4	L				14-20-8-2	38	5th/13th	25, 44	Fernandez	18,200
45	1/15	@ Columbus	0-3	L				14-21-8-2	38	5th/13th		Fernandez	17,154
46	1/17	COLUMBUS	3-2	W				15-21-8-2	40	5th/13th	10, 17, 27	Fernandez	*18,064
47	1/19	N.Y. ISLANDERS	3-2	W				16-21-8-2	42	5th/13th	14, 24, 37	McLennan	*18,568
48	1/21	NEW JERSEY	2-4	L				16-22-8-2	42	5th/13th	27, 3	Fernandez	*18,568
49	1/24	@ Anaheim	5-0	W				17-22-8-2	44	5th/13th	25, 16, 37, 33, 16	Fernandez	11,692
50	1/27	@ Los Angeles	4-1	W				18-22-8-2	46	5th/13th	42, 37, 10, 10	Fernandez	18,118
51	1/30	@ Vancouver	2-3				OTL	18-22-8-3	47	5th/13th	10, 44	McLennan	13,948
52	2/6	@ Tampa Bay	4-2	W				19-22-8-3	49	5th/13th	14, 10, 33, 25	McLennan	11,122
53	2/7	@ Florida	1-2	L				19-23-8-3	49	5th/12th	14	Fernandez	12,422
54	2/9	@ Dallas	2-1	W				20-23-8-3	51	5th/13th	34, 10	Fernandez	17,001
55	2/11	PITTSBURGH	4-2	W				21-23-8-3	53	5th/13th	34, 22, 4, 37	McLennan	*18,568
56	2/14	@ Pittsburgh	1-2	L				21-24-8-3	53	5th/12th	37	Fernandez	16,997
57	2/16	LOS ANGELES	0-4	L				21-25-8-3	53	5th/12th		McLennan	*18,568
58	2/18	SAN JOSE	3-1	W				22-25-8-3	55	5th/13th	24, 33, 36	Fernandez	*18,568
59	2/21	@ Dallas	2-6	L				22-26-8-3	55	5th/13th	77, 36	Fernandez	17,001
60	2/23	@ Colorado	1-4	L				22-27-8-3	55	5th/13th	36	McLennan	18,007
61	2/24	@ Nashville	1-2	L				22-28-8-3	55	5th/13th	27	Fernandez	17,113
62	2/26	VANCOUVER	2-5	L				22-29-8-3	55	5th/13th	14, 33	McLennan	*18,064
63	3/1	@ Calgary	1-1		T			22-29-9-3	56	5th/13th	10	Fernandez	16,266
64	3/2	@ Edmonton	1-3	L				22-30-9-3	56	5th/13th	24	McLennan	16,280
65	3/4	@ Vancouver	4-3	W				23-30-9-3	58	5th/13th	44, 25, 10, 44	Fernandez	18,014
66	3/6	ST. LOUIS	3-3		T			23-30-10-3	59	5th/13th	37, 10, 21	Fernandez	*18,568
67	3/8	@ New Jersey	2-6	L				23-31-10-3	59	5th/13th	44, 17	Bierk	15,171
68	3/9	@ N.Y. Islanders	4-1	W				24-31-10-3	61	5th/13th	34, 17, 21, 22	Gustafson	10,463
69	3/11	DETROIT	2-3				OTL	24-31-10-4	62	5th/13th	14, 25	Fernandez	*18,568
70	3/14	ST. LOUIS	0-1	L			OTL	24-31-10-5	63	5th/13th		McLennan	*18,064
71	3/15	@ Philadelphia	0-3	L				24-32-10-5	63	5th/13th		FERNANDEZ, McLennan	19,566
72	3/18	@ Colorado	3-4	L				24-33-10-5	63	5th/13th	10, 77, 14	McLennan	18,007
73	3/19	DALLAS	1-4	L				24-34-10-5	63	5th/13th	24	McLennan	*18,568
74	3/21	NASHVILLE	0-0		T			24-34-11-5	64	5th/13th		McLennan	*18,064
75	3/22	@ Detroit	2-4	L				24-35-11-5	64	5th/13th	77, 14	Gustafson	19,995
76	3/25	VANCOUVER	2-2		T			24-35-12-5	65	5th/14th	2, 17	McLennan	*18,568
77	3/28	PHOENIX	0-2	L				24-36-12-5	65	5th/14th		Gustafson	*18,568
78	3/31	@ Nashville	1-4	L				24-37-12-5	65	5th/14th	37	McLennan	17,113
79	4/2	@ San Jose	2-4	L				24-38-12-5	65	5th/14th	37, 11	McLennan	17,359
80	4/4	@ Edmonton	2-2		T			24-38-13-5	66	5th/15th	22, 23	McLennan	17,100
81	4/6	COLUMBUS	3-2	W				25-38-13-5	68	5th/15th	17, 37, 14	McLennan	*18,568
82	4/8	COLORADO	2-4	L				25-39-13-5	68	5th/15th	37, 14	Gustafson	*18,568

32 BACKSTROM
25 BELANGER
24 BOOGAARD
96 BOUCHARD
21 BRODZIAK
15 BRUNETTE
8 BURNS
22 CLUTTERBUCK
18 GILLIES
37 HANDING
14 HAVLAT
34 HNIDY
5 JOHNSON
9 KOIVU
20 MIETTINEN
11 NOLAN
67 POULIOT
55 SCHULTZ
36 SCOTT
51 SHEPPARD
12 WELLER
6 ZANON
3 ZIDLICKY



REGULAR SEASON FIRSTS

FIRST REGULAR SEASON GAME • OCTOBER 6, 2000 • ANAHEIM, CALIF.
MIGHTY DUCKS OF ANAHEIM 3, MINNESOTA WILD 1

DATE	OPP.	Scoring By Period					Shots By Period					Power Plays	Penalties/ Minutes	Game-Winning Goal	Goalie (Saves-Shots)	Attn.
		1	2	3	OT	F	1	2	3	OT	T					
	MIN	0	1	0	—	1	16	9	11	—	36	0-6	5-10		McLennan (36-39)	
10/6	ANA	0	2	1	—	3	9	18	12	—	39	1-5	6-12	Cullen	Hebert (35-36)	16,520

WHO DRESSED:

29	G	Jamie McLennan*	12	LW	Matt Johnson	25	RW	Sergei Krivokrasov
35	G	Manny Fernandez	17	D	Filip Kuba	27	D	Sean O'Donnell (C)
3	D	Ladislav Benysek*	18	LW	Cam Stewart	33	LW	Scott Pellerin (A) *
4	D	Curtis Leschyshyn (A)	19	RW	Jeff Nielsen	34	C	Jim Dowd*
5	D	Brad Bombardir	20	RW	Maxim Sushinsky	37	C	Wes Walz
6	D	Lubomir Sekeras*	22	C	Stacy Roest	44	C	Aaron Gavey
10	LW	Marian Gaborik*	24	LW	Antti Laaksonen			* Indicates starter

TEAM FIRSTS

First Win, Home:
10/18/00 vs. TB (6-5)
First Win, Road:
11/5/00 at CGY (3-2 OT)
First Loss, Home:
10/15/00 vs. EDM (5-3)
First Loss, Road:
10/6/00 at ANA (3-1)
First Tie, Home:
10/11/00 vs. PHI (3-3 OT)
First Tie, Road:
10/24/00 at MTL (2-2 OT)
First OT Game, Home:
10/11/00 vs. PHI (3-3 OT)
First OT Win, Home:
10/11/00 vs. PHI (3-3 OT)
First OT Game, Road:
10/24/00 at MTL (2-2 OT)
First OT Win, Home:
1/3/01 vs. DET (3-2 OT)
First OT Win, Road:
11/5/00 at CGY (3-2 OT)
First OT Loss, Home:
11/12/00 vs. EDM (5-4 OT)
First OT Loss, Road:
1/30/01 at VAN (3-2 OTL)
First Shootout, Home:
11/30/05 vs. CBJ (3-2 SOL)
First Shootout, Road:
10/28/05 at CBJ (2-1 SOL)
First Shootout Win, Home:
4/4/06 vs. STL (5-4 SOW)
First Shootout Win, Road:
11/6/05 at ANA (4-3 SOW)
First Shootout Loss, Home:
11/30/05 vs. CBJ (3-2 SOL)
First Shootout Loss, Road:
10/28/05 at CBJ (2-1 SOL)
First Shutout, Home:
10/22/00 vs. FLA (0-0 OT), McLennan (24 sv)
First Shutout, Road:
1/24/01 at ANA (5-0), Fernandez (20 sv)
First Shutout Against, Home:
10/22/00 vs. FLA (0-0 OT), Luongo (20 sv)
First Shutout Against, Road:
10/13/00 vs. STL (2-0)

SKATER FIRSTS

First Goal, Home:
Darby Hendrickson (Maxim Sushinsky), 17:19 of 1st per., 10/11/00 vs. PHI
First Goal, Road:
Marian Gaborik (Scott Pellerin & Jim Dowd), 18:59 of 2nd per., 10/6/00 at ANA
First Power-Play Goal, Home:
Marian Gaborik (Ladislav Benysek & Jim Dowd), 19:05 of 2nd per., 10/11/00 vs. PHI
First Power-Play Goal, Road:
Lubomir Sekeras (Jim Dowd), 3:49 of 2nd per., 11/18/00 at BOS
First Shorthanded Goal, Home:
Wes Walz (Jeff Nielsen), 9:12 of 3rd per., 10/11/00 vs. PHI
First Shorthanded Goal, Road:
Wes Walz (Antti Laaksonen), 17:28 of 1st per., 1/24/01 at ANA
First Empty Net Goal, Home:
Marian Gaborik (Scott Pellerin & Jim Dowd), 19:02 of 3rd per., 10/18/00 vs. TB
First Empty Net Goal, Road:
Wes Walz (unassisted), 19:17 of 3rd per., 12/7/00 at CHI
First Overtime Goal, Home:
Filip Kuba (Stacy Roest), 2:58 of OT, 1/5/00 vs. DET
First Overtime Goal, Road:
Antti Laaksonen (Jim Dowd & Filip Kuba), 3:11 of OT, 11/5/00 at CGY
First Game-Winning Goal, Home:
Marian Gaborik (Scott Pellerin & Jim Dowd), 19:02 of 3rd per., 10/18/00 vs. TB
First Game-Winning Goal, Road:
Antti Laaksonen (Jim Dowd & Filip Kuba), 3:11 of OT, 11/5/00 at CGY
First Game-Tying Goal, Home:
Wes Walz (Jeff Nielsen), 9:12 of 3rd per., 10/11/00 vs. PHI
First Game-Tying Goal, Road:
Sergei Zholtok (unassisted), 17:28 of 3rd per., 2/12/02 at CBJ
First Penalty Shot, Home:
Scott Pellerin, 12:01 of 1st per., unsuccessful, 10/15/00 vs. EDM
First Penalty Shot, Road:
Sebastien Bordeleau, 7:00 of 2nd per., successful, 10/7/01 at LA
First Penalty Shot Against, Home:
Petr Sykora, 0:52 of 3rd per., unsuccessful, 1/21/01 vs. NJ
First Penalty Shot Against, Road:
Ziggy Palffy, 14:13 of 2nd per., unsuccessful, 10/7/01 at LA
First Assist(s), Home:
Maxim Sushinsky, 17:19 of 1st per., 10/11/00 vs. PHI
First Assist(s), Road:
Scott Pellerin & Jim Dowd, 18:59 of 2nd per., 10/6/00 at ANA
First Points, Home:
Darby Hendrickson (Maxim Sushinsky), 17:19 of 1st per., 10/11/00 vs. PHI
First Points, Road:
Marian Gaborik (Scott Pellerin & Jim Dowd), 18:59 of 2nd per., 10/6/00 at ANA
First Penalty, Home:
Andy Sutton (fighting), 13:57 of 1st per., 10/11/00 vs. PHI
First Penalty, Road:
Matt Johnson (charging), 5:07 of 1st per., 10/6/00 at ANA
First Minor Penalty, Home:
Team (too many men), 7:03 of 2nd per., 10/11/00 vs. PHI
First Minor Penalty, Road:
Matt Johnson (charging), 5:07 of 1st per., 10/6/00 at ANA
First Major Penalty, Home:
Andy Sutton (fighting), 13:57 of 1st per., 10/11/00 vs. PHI
First Major Penalty, Road:
Matt Johnson (fighting), 1:58 of 2nd per., 10/7/00 at PHX
First Game Misconduct, Home:
Maxim Sushinsky, 9:36 of 3rd per., 10/22/00 vs. FLA

XCEL ENERGY CENTER FIRSTS



FIRST REGULAR SEASON GAME AT XCEL ENERGY CENTER • OCTOBER 11, 2000
MINNESOTA WILD 3, PHILADELPHIA FLYERS 3 (OT)

DATE	OPP.	Scoring By Period					Shots By Period					Power Plays	Penalties/ Minutes	Game-Winning Goal	Goalie (Saves-Shots)	Attn.
		1	2	3	OT	F	1	2	3	OT	T					
	PHI	1	0	2	0	3	10	10	12	7	39	0-4	5-13		Boucher (19-22)	
10/11	MIN	1	1	1	0	3	8	3	9	2	22	1-4	5-13		Fernandez (36-39)	*18,827

WHO DRESSED:

29	G	Jamie McLennan	14	C	Darby Hendrickson*	27	D	Sean O'Donnell (C)*
35	G	Manny Fernandez*	17	D	Filip Kuba	33	LW	Scott Pellerin (A)
3	D	Ladislav Benysek*	18	LW	Cam Stewart	34	C	Jim Dowd
4	D	Curtis Leschyshyn (A)	19	RW	Jeff Nielsen*	37	C	Wes Walz
6	D	Lubomir Sekeras	20	RW	Maxim Sushinsky	42	D	Andy Sutton
10	LW	Marian Gaborik	24	LW	Antti Laaksonen*	44	C	Aaron Gavey
12	LW	Matt Johnson	25	RW	Sergei Krivokrasov			* Indicates starter

First Game Misconduct, Road:
Matt Johnson, 19:56 of 2nd per., 1/6/01 at STL
First PP Attempt, Home:
Marian Gaborik, 12/20/07 vs. NYR
First PP Attempt, Road:
11:30 of 1st per., (2-man advantage), 10/6/00 at ANA
First Penalty Kill, Home:
7:03 of 2nd per., 10/11/00 vs. PHI
First Penalty Kill, Road:
5:07 of 1st per., 10/6/00 at ANA
First Forward to Score, Home:
Darby Hendrickson (Maxim Sushinsky), 17:19 of 1st per., 10/11/00 vs. PHI
First Forward to Score, Road:
Marian Gaborik (Scott Pellerin & Marian Gaborik), 5:30 of 1st per., 10/15/00 vs. EDM
First Defenseman to Score, Road:
Filip Kuba (Lubomir Sekeras & Jim Dowd), 14:48 of 1st per., 11/10/00 at CHI
First Two-Goal Game, Home:
Maxim Sushinsky, 10/15/00 vs. EDM
First Two-Goal Game, Road:
Wes Walz, 11/5/00 at CGY
First Three-Goal Game, Home:
Antti Laaksonen, 11/26/00 vs. VAN
First Three-Goal Game, Road:
Marian Gaborik, 11/4/02 at LA
First Four-Goal Game, Home:
None

First Four-Goal Game, Road:
None
First Five-Goal Game, Home:
Marian Gaborik, 12/20/07 vs. NYR
First Five-Goal Game, Road:
None
First Two-Assist Game, Home:
Jim Dowd & Scott Pellerin (3a), 10/18/00 vs. TB
First Two-Assist Game, Road:
Jeff Nielsen, 10/24/00 at MTL
First Three-Assist Game, Home:
Jim Dowd & Scott Pellerin (3a), 10/18/00 vs. TB
First Two-Point Game, Home:
Maxim Sushinsky (2g), 10/15/00 vs. EDM
First Two-Point Game, Road:
Jeff Nielsen, 10/24/00 at MTL
First Three-Point Game, Home:
Jim Dowd (3a), Scott Pellerin (1g-3a) & Maxim Sushinsky (2g-1a), 10/18/00 vs. TB
First Three-Point Game, Road:
Brad Bombardir (3a), 11/18/00 at BOS

First Four-Point Game, Home:
Scott Pellerin (1g-3a), 10/18/00 vs. TB
GOALTENDER FIRSTS
Win, Home:
Jamie McLennan, 10/18/00 vs. TB (6-5)
Win, Road:
Manny Fernandez, 11/5/00 at CGY (3-2 OT)
Loss, Home:
Jamie McLennan, 10/15/00 vs. EDM (5-3)

Loss, Road:
Jamie McLennan, 10/6/00 at ANA (3-1)
Tie, Home:
Manny Fernandez, 10/11/00 vs. PHI (3-3 OT)
Tie, Road:
Jamie McLennan, 10/24/00 at MTL (2-2 OT)
Shutout, Home:
Jamie McLennan, 10/22/00 vs. FLA (0-0 OT)
Shutout, Road:
Manny Fernandez, 1/24/01 vs. ANA (5-0)
Penalty Shot Faced, Home:
Manny Fernandez, 1/21/00 vs. NJ (Sykora)
Penalty Shot Faced, Road:
Manny Fernandez, 10/7/01 vs. LA (Palffy)
Point, Home:
Manny Fernandez, 1/6/03 vs. LA
Point, Road:
Jamie McLennan, 2/6/01 at TB
Penalty, Home:
Manny Fernandez, 3/11/00 vs. DET
Penalty, Road:
Manny Fernandez, 10/27/00 at TOR



MAJOR DATES IN WILD HISTORY

Jul. 28, 2009	Brent Flahr named Assistant General Manager.
Jul. 3, 2009	Mike Ramsey and Dave Barr named Assistant Coaches.
Jun. 30, 2009	Jim Mill named Assistant to the General Manager.
Jun. 16, 2009	Todd Richards named Head Coach.
Jun. 15, 2009	Chuck Fletcher announced he will not retain the services of Assistant General Manager Tom Lynn.
May 22, 2009	Chuck Fletcher named General Manager.
Apr. 16, 2009	Owner Craig Leipold announced he will not renew the contract of President and General Manager Doug Risebrough.
Apr. 13, 2009	Head Coach Jacques Lemaire announces he will not return to coach the Wild in 2009-10.
Mar. 25, 2009	Cal Clutterbuck recorded seven hits at New York Islanders to break NHL record for hits in a season.
Jan. 25, 2009	Niklas Backstrom stopped 17 of 21 shots faced in second period of 2009 NHL All-Star Game.
Sep. 1, 2008	Xcel Energy Center hosts the 2008 Republican National Convention.
Apr. 10, 2008	Philip Falcone joins Minnesota Sports & Entertainment as General Partner.
Apr. 10, 2008	Craig Leipold's purchase of the Minnesota Wild and its related entities has been approved by the National Hockey League's Board of Governors.
Apr. 9, 2008	Minnesota makes its third playoff appearance, losing Game 1 of the Western Conference Quarterfinal in overtime 3-2 to Colorado. The Wild would go on to lose the series 4-2 in six games.
Apr. 3, 2008	With a victory over the Calgary Flames, the Minnesota Wild clinches its first-ever Northwest Division title at Xcel Energy Center.
Feb. 9, 2008	FSN North broadcasts 16 hours of continuous hockey coverage in the Second Annual Hockey Day Minnesota. The Wild finish the night with an overtime victory against the N.Y. Islanders.
Jan. 27, 2008	Marian Gaborik plays in his second NHL All-Star Game as the Wild's lone representative.
Jan. 10, 2008	Craig Leipold signs a letter of intent to purchase the Wild from majority owner Bob Naegele, Jr. and Minnesota Sports & Entertainment.

Dec. 20, 2007	Marian Gaborik scores five goals to help the Wild defeat the N.Y. Rangers 6-3. He becomes the first player in nearly 11 years to record a five-goal game in the NHL.
Dec. 5, 2007	<i>Sports Illustrated</i> features the Minnesota Wild by claiming that Saint Paul is the new "Hockey-town U.S.A."
Sep. 6, 2007	The Wild unveils its new RBK Edge jerseys as part of the NHL's uniform overhaul set to begin in the 2007-08 season. The Wild announces that the team will adopt the former alternate third jersey as the team's home sweater and will no longer wear the green sweater.
Apr. 11, 2007	Minnesota makes its second appearance in the NHL postseason, losing Game 1 of the Western Conference Quarterfinal 2-1 to Anaheim. The Wild would go on to lose the series 4-1 in five games.
Apr. 7, 2007	Niklas Backstrom becomes the second player in franchise history to win the MBNA Roger Crozier Saving Grace Award for having the NHL's lowest save percentage.
Apr. 7, 2007	The Wild beats St. Louis 5-1 in its final game of the season, giving the Wild a franchise-record 104 points on the season. Manny Fernandez and Niklas Backstrom also win a share of the William J. Jennings Trophy as the Wild allow an NHL-low 191 goals.
Apr. 5, 2007	The Minnesota Wild welcome its five-millionth fan to Xcel Energy Center as the Wild shut out the Oilers 3-0 in Minnesota's 271st consecutive sell out.
Jan. 24, 2007	Brian Rolston becomes the fourth player in franchise history to represent the Wild in the NHL All-Star Game. Rolston scores two goals and adds two assists while posting a +5 rating in the game as the Western Conference wins 12-9.
Jan. 20, 2007	The Wild help celebrate the first ever Hockey Day Minnesota, a full day of hockey broadcast on FSN North. Saint Paul Johnson and Lake of the Woods face off on Baudette Bay to start the day. The University of Minnesota men's team follows with a victory over Denver before the Wild lose in a nine-round shootout to the Dallas Stars..

Nov. 16, 2007	The Wild's 7-6 shootout victory over the Predators at Nashville Arena marked the first time the Wild came back from a three-goal deficit (6-3) to win a game. It also set team records for most combined goals in a game, most points in a game and most shots on goal in a game.
Oct. 5, 2006	Minnesota opens its sixth NHL season with a 3-2 overtime victory against Colorado. The victory extended the Wild's undefeated streak in home openers to 5-0-1.
Jun. 14, 2006	Minnesota Wild names Chris Snow as Director of Hockey Operations.
Apr. 11, 2006	Josh Harding becomes the first Wild rookie goaltender to earn a shutout, blanking the Chicago Blackhawks 2-0 at Xcel Energy Center.
Apr. 4, 2006	Josh Harding becomes the first goaltender in NHL history to make his debut in a game decided by a shootout as the Wild beat the St. Louis Blues 5-4 at Xcel Energy Center.
Feb. 26, 2006	The 2006 Olympics in Turin, Italy end with medals for three Wild players. Daniel Tjernqvist (Sweden) takes the gold, Mikko Koivu (Finland) takes silver and Filip Kuba (Czech Republic) earns bronze. Brian Rolston (U.S.A.) and Marian Gaborik (Slovakia) also compete.
Jan. 10, 2006	Minnesota Wild names Blair Mackasey as Director of Professional Scouting.
Dec. 11, 2005	The Wild records its 200th consecutive sellout at Xcel Energy Center, losing 3-2 to Buffalo.
Oct. 28, 2005	The Minnesota Wild plays in the first shootout in franchise history at Nationwide Arena. The marathon shootout goes eight rounds before Columbus' Trevor Letowski buries the game-winner. Dwayne Roloson makes 52 saves in the game and six more in the shootout.
Oct. 5, 2005	Hockey officially returns to Xcel Energy Center after a work stoppage as the Minnesota Wild open the 2005-06 regular season with a 6-3 victory over Calgary.
Jul. 22, 2005	NHL Board of Governors ratified the terms of the CBA negotiated with the NHLPA, ending a 310-day work stoppage, signaling a new era of cooperation and partnership, and ensuring the League will resume play for the 2005-06 season.

Feb. 16, 2005	2004-05 NHL season officially canceled.
Dec. 23, 2004	Minnesota Wild announces over-the-air television broadcast agreement and partnership with KSTC TV, Channel 45.
Sep. 16, 2004	2004-05 NHL work stoppage officially begins.
Sep. 2, 2004	Xcel Energy Center hosts four World Cup of Hockey 2004 games, featuring the United States, Canada, Russia and Slovakia.
Apr. 8, 2004	Minnesota Sports & Entertainment (MSE) names Matt Majka and Pamela Wheelock Executive Vice Presidents.
Feb. 8, 2004	The Eastern Conference defeats the Western Conference, 6-4, in front of 19,434 Xcel Energy Center fans at the 54th annual NHL All-Star Game.
Feb. 7, 2004	New attendance record is set for hockey game in Minnesota as 19,434 fans attend NHL All-Star Saturday at Xcel Energy Center.
Jan. 24, 2004	Pierre-Marc Bouchard named to NHL Young-Stars Game.
Jan. 22, 2004	Filip Kuba and Dwayne Roloson named to Western Conference All-Star Team.
Jan. 21, 2004	Jim Dowd and Richard Park score at 19:44 and 19:47 of the third period against the Chicago Blackhawks as the Wild win 4-2 and establish a new NHL record for the fastest two goals by one team, doing so in three seconds.
Oct. 16, 2003	Minnesota Wild unveils new Third Jersey in conjunction with the club's game against the Colorado Avalanche at Xcel Energy Center.
Jul. 23, 2003	Minnesota Sports & Entertainment (MSE) name Doug Risebrough President and General Manager. Matt Majka promoted to Senior Vice President of Business Operations.
Jul. 7, 2003	Minnesota Sports & Entertainment (MSE) purchases Houston Aeros (AHL).
Jun. 12, 2003	Jacques Lemaire named NHL Coach of the Year. He is the fifth coach in League history to win Jack Adams Award twice.
May 8, 2003	Minnesota Wild defeats Vancouver Canucks 4-2 in six games to become the first team in NHL history to come back from a 3-1 series deficit twice in the same postseason. Wild also becomes second team in League history to win two Game 7s on the road in the same postseason.



32 BACKSTROM

25 BELANGER

24 BOOGAARD

96 BOUCHARD

21 BRODZIAK

15 BRUNETTE

8 BURNS

22 CLUTTERBUCK

18 GILLIES

37 HARDING

14 HAVLAT

34 HNIDY

5 JOHNSON

9 KOIVU

20 MIETTINEN

11 NOLAN

67 POULIOT

55 SCHULTZ

36 SCOTT

51 SHEPPARD

12 WELLER

6 ZANON

3 ZIDLICKY



MAJOR DATES IN WILD HISTORY

Apr. 22, 2003 Minnesota Wild defeats Colorado Avalanche, 3-2 in overtime, on Andrew Brunette's goal to win its Western Conference Quarterfinal series in seven games (4-3).

Apr. 10, 2003 Minnesota defeats Colorado Avalanche, 4-2, in its first-ever playoff game. Filip Kuba scores first-ever playoff goal and Dwayne Roloson backstops win.

Apr. 6, 2003 Minnesota Wild finishes 2002-03 season in sixth place in Western Conference with a 42-29-10-1 record and 95 points. Point total ranks second all-time among third-year teams.

Apr. 23, 2003 Minnesota Wild qualifies for Stanley Cup Playoffs for first time in franchise history.

Feb. 6, 2003 Minnesota Wild announces contract extensions for Jacques Lemaire, Mike Ramsey and Mario Tremblay.

Jan. 18, 2003 Nick Schultz named to Topps/NHL YoungStars Game.

Jan. 16, 2003 Marian Gaborik named to Western Conference All-Star Team.

Sep. 4, 2003 Minnesota Wild name Tom Lynn Assistant General Manager/Hockey Operations and Tom Thompson Assistant General Manager/Player Personnel.

Aug. 2, 2002 Minnesota Sports & Entertainment names Pamela Wheelock Senior Vice President and Chief Financial Officer.

Mar. 11, 2002 Marian Gaborik becomes first Wild player to be named NHL Player of the Week after scoring eight points (7-1=8), including a League-leading seven goals in four games.

Feb. 1, 2002 Marian Gaborik named to Topps/NHL YoungStars Game.

Jan. 23, 2002 Minnesota Wild names Barry MacKenzie Coordinator of Player Development.

Nov. 8, 2001 Goaltender Dwayne Roloson makes a franchise-record 53 saves as the Wild beat the Bruins in Boston 5-3. The Wild does not register a shot on goal in the third period for the first time in franchise history, while the Bruins take 22 shots.

Nov. 4, 2001 One-millionth patron attends Minnesota Wild game.

Sep. 28, 2001 Minnesota Wild announces creation of the 10,000 Rinks Foundation, a non-profit organi-

Jul. 13, 2001

zation that raises money for youth hockey and other community groups.

May 21, 2001

Minnesota Wild reaches the 16,000 mark in season tickets.

Minnesota Wild names Houston Aeros primary developmental affiliate.

Apr. 8, 2001

Minnesota Wild completes inaugural season, losing to Colorado 4-2 at home. Wes Walz scores his seventh short-handed goal and ninth short-handed point to set the individual expansion team record. Manny Fernandez named winner of the 2000-01 Pontiac-GMC Star Award.

Mar. 28, 2001

Minnesota Wild establishes an NHL expansion team attendance record with its 39th consecutive sellout against Phoenix. The Wild finish the season with 41 consecutive regular season sellouts, an NHL expansion team record of 751,452 fans and an average of 18,329 per game.

Jan. 10, 2001

Minnesota Wild increases its home-unbeaten streak to nine games, setting an expansion team record with a 3-0 win against Washington.

Jan. 8, 2001

Minnesota Wild names Thomas Steen Head European Pro Scout.

Jan. 5, 2001

Minnesota Wild extends its unbeaten streak to eight games when Filip Kuba scores franchise's first home OT goal to defeat Detroit 3-2.

Dec. 12, 2000

Minnesota Wild ties NHL record for penalty shots by an expansion team with three penalty shots in a season. Antti Laaksonen is unsuccessful in his attempt against Patrick Lalime of Ottawa.

Nov. 26, 2000

Antti Laaksonen tallies first-ever hat trick in franchise history in a 4-2 home win against Vancouver.

Nov. 5, 2000

Minnesota Wild notches first-ever road victory, beating Calgary 3-2 on Antti Laaksonen's OT goal.

Oct. 22, 2000

Goalie Jamie McLennan records the first shutout in team history, stopping 24 shots in a scoreless tie at home against Florida.

Oct. 11, 2000

Minnesota makes Xcel Energy Center regular season debut vs. Philadelphia Flyers. Game ends in a 3-3 (OT) tie. Darby Hendrickson scores the first Wild goal at Xcel Energy Center.

Oct. 6, 2000

Minnesota Wild makes NHL regular season debut at Mighty Ducks of Anaheim, losing 3-1.

MAJOR DATES IN WILD HISTORY

**Sep. 29, 2000**

Rookie Marian Gaborik scores the first-ever goal in Wild history in the second period.

First-ever hockey game in Xcel Energy Center is played as the Minnesota Wild beat the Mighty Ducks of Anaheim, 3-1, in a preseason contest.

Sep. 19, 2000

Minnesota Wild plays in first-ever preseason game vs. San Jose at the Rose Garden in Portland, Oregon. Game ends in 3-3 (OT) tie.

Sep. 7, 2000

Inaugural Minnesota Wild Training Camp begins for 2000-2001 NHL season.

Aug. 1, 2000

Minnesota Wild names Todd McLellan Cleveland Lumberjacks head coach.

Jul. 17, 2000

Minnesota Wild announces founding partnership agreement with Wells Fargo.

Jul. 6, 2000

Minnesota Wild announces Xcel Energy Center enhancements.

Jun. 25, 2000

Minnesota Wild participates in the NHL Entry Draft in Calgary.

Jun. 24, 2000

Minnesota Wild unveils official road sweater at NHL Entry Draft.

Jun. 23, 2000

Minnesota Wild participates in the NHL Expansion Draft in Calgary.

Jun. 19, 2000

Minnesota Wild names Jacques Lemaire first-ever head coach.

Jun. 15, 2000

Minnesota Wild and Xcel Energy announce long-term naming rights partnership; New Saint Paul Arena to be named Xcel Energy Center.

Jun. 12, 2000

Minnesota Wild unveils inaugural season logo.

Jun. 1, 2000

Minnesota Wild wins coin toss, elects to choose third overall in NHL Entry Draft.

May 26, 2000

Concrete poured for Xcel Energy Center's ice floor.

May 18, 2000

Minnesota Wild announces cable partnership agreement with Fox Sports Net.

May 17, 2000

Parade Ice Garden named inaugural training facility for the Minnesota Wild.

May 10, 2000

Minnesota Wild names Cleveland Lumberjacks of the International Hockey League (IHL) primary developmental affiliate.

May 4, 2000

Minnesota Wild signs forward Steve Aronson to first player contract.

May 1, 2000

Minnesota Wild officially joins the NHL.

Apr. 24, 2000

Minnesota Wild names Tom Lynn Director of Hockey Administration and Legal Affairs.

Apr. 21, 2000

Minnesota Wild names Laura Day Vice President of Corporate Partnerships, Steve Griggs Vice President of Customer Sales and Service, Matt Majka Vice President of Marketing and Bill Robertson Vice President of Communications and Broadcasting.

Mar. 20, 2000

Minnesota Wild celebrates 12,000th season ticket.

Feb. 29, 2000

Minnesota Wild announces agreements with Volume Services America to provide all concession food service and with Morrissey Hospitality Companies, Inc. to provide premium food service in Xcel Energy Center.

Feb. 28, 2000

Minnesota Wild announces agreement with WCCO Radio (830 AM) as club's official flagship radio station.

Feb. 10, 2000

Minnesota Wild announces agreement with KMSP Fox 9 as the club's exclusive over-the-air broadcast partner.

Jan. 12, 2000

Minnesota Wild announces Club Level Seats sold out in Xcel Energy Center.

Fall 1999

Xcel Energy Center enclosed.

Nov. 18, 1999

Minnesota unveils official Wild home sweater at Roseville Skating Center.

Nov. 5, 1999

Tod Leiweke named first-ever Team President of Minnesota Wild.

Nov. 1, 1999

Minnesota Wild host "Topping Off" Celebration at Xcel Energy Center.

Sep. 17, 1999

Minnesota Wild purchases historic Minnesota Club building to house club's business offices.

Sep. 15, 1999

Tom Thompson named Chief Amateur Scout; Guy Lapointe named Coordinator of Amateur Scouting.

Sep. 13, 1999

Minnesota Wild hosts U.S. WEST Face-Off '99 NHL preseason between the New York Rangers and the Phoenix Coyotes at Target Center generating \$27,500 for Minnesota youth hockey programs.

Sep. 2, 1999

Doug Risebrough named first-ever Executive Vice President/General Manager of Minnesota Wild.

July 15, 1999

Minnesota Wild announces all 64 suites for sale in the Xcel Energy Center are sold out.

June 8, 1999

Minnesota Wild unveils Marketing Center for premium seating.

152



IT'S IN OUR BLOOD.

2009-10 MINNESOTA WILD TEAM GUIDE

2009-10 MINNESOTA WILD TEAM GUIDE

IT'S IN OUR BLOOD.



153

32 BACKSTROM

25 BELANGER

24 BOOGAARD

96 BOUCHARD

21 BRODZIAK

15 BRUNETTE

8 BURNS

22 CLUTTERBUCK

18 GILLIES

37 HARDING

14 HAVLAT

34 HNIDY

5 JOHANSSON

9 KOIVU

20 MIETTINEN

11 NOLAN

67 POULIOT

55 SCHULTZ

36 SCOTT

51 SHEPPARD

12 WELLER

6 ZANON

3 ZIDLICKY



MAJOR DATES IN WILD HISTORY

- Mar. 25, 1999** Minnesota Wild hosts 1999 Patty Kazmaier Memorial Award Dinner in Saint Paul.
- Jan. 5, 1999** Minnesota Wild announces 26-year partnership agreement with the Minnesota Amateur Sports Commission (MASC). The Minnesota Wild-MASC partnership marks the first partnership of its kind between a private sector professional sports team and a public sector amateur sports organization.
- Oct. 1998** Pouring of Xcel Energy Center foundation begins.
- Sep. 30, 1998** Minnesota Wild announces the largest crowd ever for an NHL preseason game in the state of Minnesota with 18,294 tickets sold for U.S. WEST Face-Off '98, featuring the Phoenix Coyotes vs. Dallas Stars at Target Center. More than \$45,000 donated to Minnesota youth hockey programs.
- Sep. 24, 1998** Minnesota Wild Grass Roots Hockey Initiative launched with the naming of Alana Blahoski, Neal Broten and Karyn Bye as Grass Roots Hockey advisors.
- Jun. 23, 1998** Xcel Energy Center Groundbreaking Ceremony hosted in Saint Paul.
- Jun. 17, 1998** Xcel Energy Center design announced.
- Jun. 1998** Saint Paul Civic Center deconstruction begins.
- Apr. 10, 1998** The State of Minnesota agrees in legislation to fund \$65 million of the \$130 million project

- Jan. 22, 1998** The new NHL team is officially named the Minnesota Wild. The unveiling occurred in front of a sellout crowd at historic Aldrich Arena.
- Dec. 19, 1997** Jac Sperling named Chief Executive Officer of the Minnesota Wild.
- Dec. 3, 1997** Martha Larson named Chief Financial Officer (CFO) of the Minnesota Wild, becoming the first female CFO in NHL history.
- Nov. 20, 1997** Six finalists named for new NHL franchise: Minnesota Blue Ox, Minnesota Freeze, Minnesota Northern Lights, Minnesota Voyageurs, Minnesota White Bears and Minnesota Wild.
- Jun. 25, 1997** The National Hockey League announces that Minnesota Hockey Ventures Group, LP has been awarded an expansion franchise to begin play in the 2000-01 season.

costs for Xcel Energy Center in St. Paul.

ALL-TIME WILD ACCOLADES AND AWARDS



LESTER PATRICK TROPHY

(Presented by the NHL and USA Hockey since 1966 to honor a recipient's contribution to ice hockey in the U.S.)

Bob Naegele, Jr. (2008)

JACK ADAMS TROPHY

(The NHL coach adjudged to have contributed the most to his team's success.)

Jacques Lemaire (2003)

FRANK J. SELKE TROPHY

(The NHL forward who demonstrates the most skill in the defensive component of the game.)

Wes Walz (2003 – finalist)

WILLIAM M. JENNINGS AWARD

(The NHL goaltender(s) having played a minimum of 25 games for the team with the fewest goals scored against it.)

Niklas Backstrom & Manny Fernandez (2007)

MBNA ROGER CROZIER SAVING GRACE AWARD

(The goaltender having played a minimum of 25 games with the NHL's best save percentage)

Dwayne Roloson (2004)

Niklas Backstrom (2007)

NHL ALL-STARS

Marian Gaborik (2003)

Filip Kuba (2004)

Dwayne Roloson (2004)

Brian Rolston (2007)

Marian Gaborik (2008)

Niklas Backstrom (2009)

NHL ALL-STAR AWARDS

Marian Gaborik (2003 – Fastest Skater)

Marian Gaborik (2003 – Second Star)

NHL YOUNGSTARS

Marian Gaborik (2002)

Nick Schultz (2003)

Pierre-Marc Bouchard (2004)

OLYMPIANS

2006

Marian Gaborik; Slovakia

Mikko Koivu; Finland (silver)

Filip Kuba; Czech Republic (bronze)

Brian Rolston; USA

Daniel Tjernqvist; Sweden (gold)

NHL THREE STARS OF THE WEEK

PLAYERS OF THE WEEK

Marian Gaborik (10/21/02)

Marian Gaborik (3/4/02)

Dwayne Roloson (12/15/03)

Manny Fernandez (12/26/05)

Niklas Backstrom (First Star – 12/19/06)

Niklas Backstrom (Third Star – 12/2/07)

Marian Gaborik (First Star – 12/23/07)

Marian Gaborik (First Star – 1/13/08)

Niklas Backstrom (Second Star – 1/20/08)

32 BACKSTROM

25 BELANGER

24 BOOGAARD

96 BOUCHARD

21 BRODZIAK

15 BRUNETTE

8 BURNS

22 CLUTTERBUCK

18 GILLIES

37 HARDING

14 HAVLAT

34 HNIDY

5 JOHNSON

9 KOIVU

20 MIETTINEN

11 NOLAN

67 POULIOT

55 SCHULTZ

36 SCOTT

51 SHEPPARD

12 WELLER

6 ZANON

3 ZIDLICKY



DRAFT HISTORY



The Wild selected Nick Leddy with the 16th overall pick in the 2009 NHL Entry Draft.

- DRAFT NOTES
- The Minnesota Wild first participated in the NHL Expansion and NHL Entry Draft in Calgary on June 24-25, 2000.
 - The Wild selected Marian Gaborik as their first-ever pick at the 2000 Entry Draft first round, third overall.
 - Minnesota picked a defenseman with its first pick for the first time in 2004 (A.J. Thelen, 12th overall). The club has used its first round pick to select a forward in six of its first 10 drafts.
 - 21 of Minnesota's 77 total draft picks have played in a regular season Wild game (Gaborik, Schultz, Sushinsky, Bartos, Sekeras, Wanvig, Veilleux, Virta, Bouchard, Brandner, Burns, Koivu, Boogaard, Foy, Reitz, Harding, Olvecky, Pouliot, Sheppard, Clutterbuck and Gillies). Other Wild draft picks, Barry Brust and Patrick O'Sullivan, have appeared in NHL regular season games, both with the Los Angeles, while Ryan Jones played for Nashville.
 - Gaborik was the highest Wild draft pick, selected with the third overall pick in the 2000 Entry Draft. Jean-Michel Bolduc is the lowest Wild draft pick, taken with the 281st pick in the ninth round of the 2003 Entry Draft.
 - The Wild have selected six Minnesota natives: Nick Leddy (2009), Kyle Medvec (2006), Chris Hickey (2006), A.J. Thelen (2004), Michael Erickson (2002) and Jake Riddle (2001). Leddy, Medvec and Hickey are still with the organization.

2009 NHL ENTRY DRAFT							
RD	PICK	POS	PLAYER	HT	WT	BORN	CLUB (LEAGUE)
1	16	D	Nick Leddy	5-11	179	3/20/91	Eden Prairie (HS-MN)
3	77	G	Matthew Hackett	6-2	170	3/7/90	Plymouth (OHL)
4	103	LW	Kristopher Foucault	6-1	202	12/12/90	Calgary (WHL)
	116	RW	Alexander Fallstrom	6-2	192	9/15/90	Shattuck-St. Mary's (HS-MN)
6	163	G	Darcy Kuemper	6-4	195	5/5/90	Red Deer (WHL)
	182	RW	Jere Sallinen	6-0	183	10/26/90	Blues Jr. (FIN-Jr.)
7	182	LW	Erik Haua	5-11	170	3/23/91	Shattuck-St. Marys (HS-MN)
	193	C	Anthony Hamburg	6-1	185	8/30/91	Dallas Stars AAA (Midget-TX)

DRAFT HISTORY



2008 NHL ENTRY DRAFT					
RD	PICK	POS	PLAYER	CLUB (LEAGUE)	
1	23	D	Tyler Cuma	Ottawa (OHL)	
2	55	D	Marco Scandella	Val-D'Or (QMJHL)	
4	115	D	Sean Lorenz	USNTDP	
5	145	LW	Eero Elo	Lukko Rauma (FIN Jr.)	

2007 NHL ENTRY DRAFT					
RD	PICK	POS	PLAYER	CLUB (LEAGUE)	
1	16	C	Colton Gillies	Saskatoon (WHL)	
4	110	D	Justin Falk	Spokane (WHL)	
5	140	C	Cody Almond	Kelowna (WHL)	
6	170	D	Harri Ilvonen	Tappara (FIN Jr.)	
7	200	RW	Carson McMillan	Calgary (WHL)	

2006 NHL ENTRY DRAFT					
RD	PICK	POS	PLAYER	CLUB (LEAGUE)	
1	9	C	James Sheppard	Cape Breton (QMJHL)	
2	40	C	Ondrej Fiala	Everett (WHL)	
3	72	RW	Cal Clutterbuck	Oshawa (OHL)	
4	102	D	Kyle Medvec	Apple Valley (HS-MN)	
5	132	G	Niko Hovinen	Jokerit (FIN Jr.)	
6	162	RW	Julian Walker	Basel (Swiss)	
7	192	C	Chris Hickey	Cretin-Derham Hall (HS-MN)	

2005 NHL ENTRY DRAFT					
RD	PICK	POS	PLAYER	CLUB (LEAGUE)	
1	4	LW	Benoit Pouliot	Sudbury (OHL)	
2	57	LW	Matt Kassian	Kamloops (WHL)	
3	65	G	Kristofer Westblom	Kelowna (WHL)	
4	110	C	Kyle Bailey	Portland (WHL)	
	122	C	Morten Madsen	Frolunda (SEL)	
5	129	D	Anthony Aiello	Thayer Academy (HS-MA)	
7	199	D	Riley Emmerson	Tri-City (WHL)	

2004 NHL ENTRY DRAFT					
RD	PICK	POS	PLAYER	CLUB (LEAGUE)	
1	12	D	A.J. Thelen	Michigan St. (NCAA)	
2	42	LW	Roman Voloshenko	Krylja (RUS Jr.)	
3	78	LW	Peter Olvecky	Trencin (SVK)	
	79	D	Clayton Stoner	Tri-City (WHL)	
4	111	F	Ryan Jones	Chatham (WOJHL)	
	114	LW	Patrick Bordeleau	Val-D'Or (QMJHL)	
	117	RW	Julien Sprunger	HC Fribourg (Swiss)	
5	161	D	Jean-Claude Sawyer	Cape Breton (QMJHL)	
6	175	RW	Aaron Boogaard	Tri-City (WHL)	
7	195	RW	Jean-Michel Rizk	Saginaw (OHL)	
9	272	C	Kyle Wilson	Colgate (NCAA)	

2003 NHL ENTRY DRAFT				
RD	PICK	POS	PLAYER	CLUB (LEAGUE)
1	20	D	Brent Burns	Brampton (OHL)
2	56	C	Patrick O'Sullivan	Mississauga (OHL)
3	78	C	Danny Irmen	Lincoln (USHL)

2002 NHL ENTRY DRAFT					
RD	PICK	POS	PLAYER	CLUB (LEAGUE)	
1	8	C	Pierre-Marc Bouchard	Chicoutimi (QMJHL)	
2	38	G	Josh Harding	Regina (WHL)	
3	72	F	Michael Erickson	Minnesota (NCAA)	
	73	G	Barry Brust	Spokane (WHL)	
5	155	C	Armands Berzins	Shawinigan (QMJHL)	
6	175	RW	Matt Foy	Merrimack College (NCAA)	
7	204	C	Niklas Eckerblom	Djugarden (SWE)	
8	237	F	Christoph Brandner	Krefeld (DEL)	
9	268	D	Mikhail Tyulyapkin	N. Novgorod (RUS Jr.)	
	269	F	Mika Hannula	Malmo (SEL)	

2001 NHL ENTRY DRAFT					
RD	PICK	POS	PLAYER	CLUB (LEAGUE)	
1	6	C	Mikko Koivu	TPS Turku (FIN Jr.)	
2	36	RW	Kyle Wanvig	Red Deer (WHL)	
3	74	D	Chris Heid	Spokane (WHL)	
	93	C	Stephane Veilleux	Val-D'Or (QMJHL)	
4	103	C	Tony Virta	TPS Turku (FIN Jr.)	
7	202	LW	Derek Boogaard	Prince George (WHL)	
8	239	LW	Jake Riddle	Seattle (WHL)	

2000 NHL ENTRY DRAFT					
RD	PICK	POS	PLAYER	CLUB (LEAGUE)	
1	3	RW	Marian Gaborik	Dukla Trencin (SVK Jr.)	
2	33	D	Nick Schultz	Prince Albert (WHL)	
4	99	LW	Marc Cavosie	RPI (NCAA)	
5	132	RW	Maxim Sushinsky	Avangard Omsk (RUS)	
6	170	D	Erik Reitz	Erie (OHL)	
7	199	C	Brian Passmore	Oshawa (OHL)	
	214	LW	Peter Bartos	HC Ceske Bude (CZE)	
8	232	D	Lubomir Sekeras	HC Ocelari Trinec (CZE)	
	255	C	Eric Johansson	Tri-City (WHL)	

32 BACKSTROM

25 BELANGER

24 BOOGAARD

96 BOUCHARD

21 BRODZIAK

15 BRUNETTE

8 BURNS

22 CLUTTERBUCK

18 GILLIES

37 HARDING

14 HAVLAT

34 HNIDY

5 JOHNSON

9 KOIVU

20 MIETTINEN

11 NOLAN

67 POULIOT

55 SCHULTZ

36 SCOTT

51 SHEPPARD

12 WELLER

6 ZANON

3 ZIDLICKY



WILD TEAM CAPTAINS

YEAR	OCTOBER	NOVEMBER	DECEMBER	JANUARY	FEBRUARY	MARCH/APRIL
2000-01	Sean O'Donnell	Scott Pellerin	Wes Walz	Brad Bombardir	Brad Bombardir	Darby Hendrickson
2001-02	Jim Dowd	Filip Kuba	Brad Brown	Brad Brown	Andrew Brunette	Andrew Brunette
2002-03	Brad Bombardir	Brad Bombardir	Matt Johnson	Sergei Zholtok	Brad Bombardir	Brad Bombardir
2003-04	Brad Brown	Andrew Brunette	Richard Park	Brad Bombardir	Jim Dowd	Andrew Brunette
2004-05	DID NOT PLAY DUE TO NHL WORK STOPPAGE					
2005-06	Alex Henry	Filip Kuba	Willie Mitchell	Willie Mitchell	Brian Rolston	Wes Walz
2006-07	Brian Rolston	Brian Rolston	Keith Carney	Brian Rolston	Mark Parrish	Mark Parrish
2007-08	Pavol Demitra	Brian Rolston	Mark Parrish	Nick Schultz	Nick Schultz	Marian Gaborik
2008-09	Mikko Koivu	Mikko Koivu	Kim Johnsson	Mikko Koivu	Andrew Brunette	Mikko Koivu

MOST TIMES CAPTAIN - CAREER

7	Brad Bombardir
5	Andrew Brunette
	Brian Rolston
4	Mikko Koivu
3	Brad Brown
	Mark Parrish
2	Jim Dowd
	Filip Kuba
	Wes Walz
	Willie Mitchell / Nick Schultz

MOST TIMES CAPTAIN - SEASON

4	Brad Bombardir	2002-03
	Mikko Koivu	2008-09
3	Brian Rolston	2006-07
2	Brad Bombardir	2000-01
	Brad Brown	2001-02
	Andrew Brunette	2001-02
	Andrew Brunette	2003-04
	Willie Mitchell	2005-06
	Mark Parrish	2006-07
	Nick Schultz	2007-08

LONGEST TENURE (MONTHS)

2	Brad Bombardir	Jan-Feb 01
	Brad Brown	Dec 01-Jan 02
	Andrew Brunette	Feb-Apr 02
	Brad Bombardir	Oct-Nov 03
	Brad Bombardir	Feb-Apr 03
	Willie Mitchell	Dec 05-Jan 06
	Brian Rolston	Oct-Nov 06
	Mark Parrish	Feb-Apr 07
	Nick Schultz	Jan-Feb 08
	Mikko Koivu	Oct-Nov 08

158



2009-10 MINNESOTA WILD TEAM GUIDE

ALL-TIME SWEATER NUMBERS



2 Willie Mitchell (2001-06) Erik Reitz (2007-09)	16 Steve McKenna (2000-01) Roman Simicek (2000-01) Bill Muckalt (2002-03) Steve Kelly (2007-08)	23 Mike Matteucci (2000-01) Jeremy Stevenson (2002-03) Jason Weimer (2003-04) Todd White (2005-07) Peter Olvecky (2008-09)	42 Andy Sutton (2000-02)
3 Ladislav Benysek (2000-02) Marek Zidlicky (2008-09)	17 Filip Kuba (2000-06) Wyatt Smith (2006-07) Todd Fedoruk (2007-08)	29 Jamie McLennan (2000-01) Josh Harding (2005-09)	44 Aaron Gavey (2005-06) Andrei Nazarov (2005-06)
4 Curtis Leschyshyn (2000-01) Brad Brown (2001-04) Shawn Belle (2005-06)	18 Cam Stewart (2000-01) Richard Park (2001-04) Mattias Weinhandl (2005-06) Adam Hall (2006-07) Colton Gillies (2008-09)	30 Derek Gustafson (2000-01) Dwayne Roloson (2001-06)	45 Peter Bartos (2000-01)
5 Brad Bombardir (2000-04) Kim Johnsson (2006-09)	19 Jeff Nielsen (2000-01) David Cullen (2001-02) Stephane Veilleux (2002-09)	31 David Brumby (2000-01) Zac Bierk (2000-01) Derek Gustafson (2001-03) Dieter Kochan (2002-03) Miroslav Kopriva (2006-07)	47 Marc-Andre Bergeron (2008-09)
6 Lubomir Sekeras (2000-01) Travis Roche (2000-01) Mike Matteucci (2001-02) Jean-Guy Trudel (2002-03) Zbynek Michalek (2003-04) Erik Reitz (2006-07) Sean Hill (2007-08) Tomas Mojzis (2008-09)	20 Maxim Sushinsky (2000-01) Andrei Zyuzin (2002-06)	32 Brian Bonin (2000-01) Jason Marshall (2001-02) Marc Chouinard (2003-06) Niklas Backstrom (2006-09)	49 Dan Fritsche (2008-09)
7 Cliff Ronning (2002-03) Erik Westrum (2005-06)	21 Cam Stewart (2000-02) Eric Chouinard (2003-04) Mikko Koivu (2005-06) Mark Parrish (2006-08)	33 Scott Pellerin (2000-01) Sergei Zholtok (2001-04) Petteri Nummelin (2006-08)	51 James Sheppard (2008-09)
8 Brent Burns (2003-09)	22 Stacy Roest (2000-02) Cal Clutterbuck (2007-09)	34 Jim Dowd (2000-04) Daniel Tjarnqvist (2005-06) Aaron Voros (2007-08)	53 Erik Reitz (2005-06)
9 Hnat Domenichelli (2002-03) Alexandre Daigle (2003-06) Mikko Koivu (2006-09)	23 Pavel Patera (2000-01) Jason Marshall (2001-04) Scott Ferguson (2005-06) Jason Morgan (2006-07)	35 Manny Fernandez (2000-07)	67 Benoit Pouliot (2006-09)
10 Marian Gaborik (2000-09)	24 Antti Laaksonen (2000-04) Derek Boogard (2005-09)	36 Sylvain Blouin (2000-02) Alex Henry (2003-06) John Scott (2008-09)	71 Sebastien Bordeleau (2001-02) Travis Roche (2003-04)
11 Kai Nurminen (2000-01) Pascal Dupuis (2000-07) Dominic Moore (2006-07) Chris Simon (2007-08) Owen Nolan (2008-09)	25 Sergei Krivokrasov (2000-02) Rickard Wallin (2002-04) Randy Robitaille (2005-06) Eric Belanger (2007-09)	37 Wes Walz (2000-08)	77 Lubomir Sekeras (2000-03)
12 Matt Johnson (2000-04) Brian Rolston (2005-08) Craig Weller (2008-09)	26 Christian Matte (2000-01) Tony Virta (2001-02) Christoph Brandner (2003-04) Kurtis Foster (2005-09)	38 Curtis Murphy (2002-03) Pavol Demitra (2006-08)	82 Marian Gaborik (2000-01)
14 Darby Hendrickson (2000-04)	27 Sean O'Donnell (2000-01) Kyle Wanvig (2002-06) Joel Ward (2006-07)	39 Ladislav Benysek (2000-01) Travis Roche (2000-01) Krystofer Kolanos (2008-09)	83 Matt Foy (2005-08)
15 J.J. Daigneault (2000-01) Andrew Brunette (2001-04; 2008-09) James Sheppard (2007-08)		40 Chris Armstrong (2000-01)	92 Branko Radivojevic (2006-08)
		41 Martin Skoula (2005-09)	93 Pierre-Marc Bouchard (2002-09)

2009-10 MINNESOTA WILD TEAM GUIDE

IT'S IN OUR BLOOD.



159

- 32 BACKSTROM
- 25 BELANGER
- 24 BOOGAARD
- 96 BOUCHARD
- 21 BRODZIAK
- 15 BRUNETTE
- 8 BURNS
- 22 CLUTTERBUCK
- 18 GILLIES
- 37 HARDING
- 14 HAVLAT
- 34 HNIDY
- 5 JOHNSON
- 9 KOIVU
- 20 MIETTINEN
- 11 NOLAN
- 67 POULIOT
- 55 SCHULTZ
- 36 SCOTT
- 51 SHEPPARD
- 12 WELLER
- 6 ZANON
- 3 ZIDLICKY

Only Andersen guarantees
a Tax Credit up to \$1500*

There's never been a better time
to replace old windows and doors.
But if you want to cash in on the tax
credit, you have to choose wisely —
and our EcoExcel™
Energy Performance
Package makes that easy.



All Andersen® windows and
patio doors with the EcoExcel™
package will qualify for the energy
tax credit. Guaranteed.* And there is
no need for expensive upgrades.
The EcoExcel™ package gives you
the top Andersen energy-saving
features, as well as one of the
industry's broadest selection of
qualifying windows and doors.

To learn more visit
www.andersenwindows.com/wild

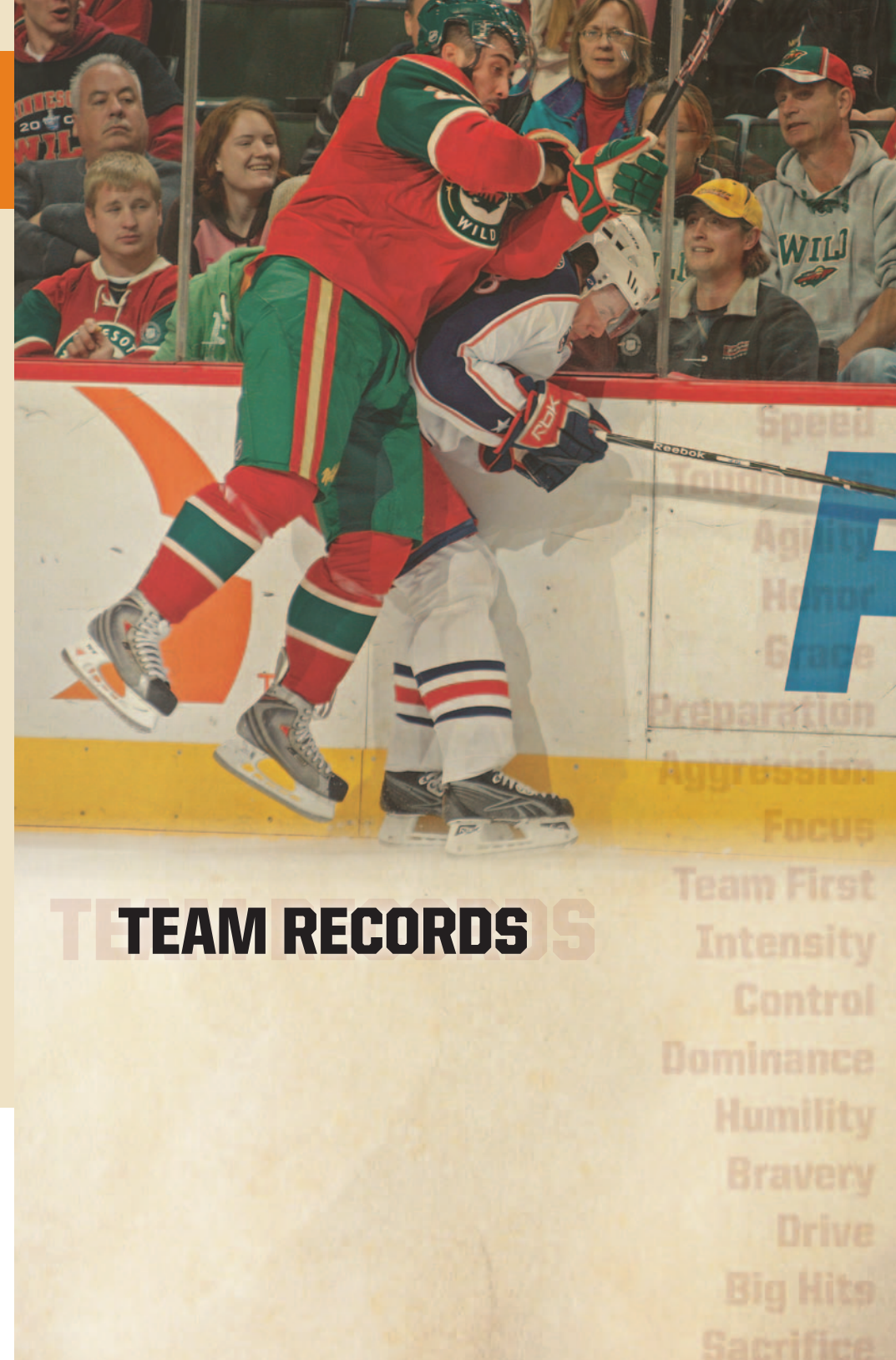
Window replacement
returns nearly **77%**
of investment costs at resale:



Andersen windows and doors with the EcoExcel™
package exceed ENERGY STAR® criteria for every
climate zone in the United States.



*See Andersen's Manufacturer's Certification Statements at www.andersenwindows.com for a list of products in Andersen's EcoExcel™ package and other products that meet the eligibility requirements for the tax credit under Section 25C of the Internal Revenue Code as amended by the American Recovery and Reinvestment Act of 2009. Andersen guarantees only that products will meet the tax credit performance criteria. Andersen bears no responsibility in validating or obtaining the tax credit and expressly disclaims any responsibility for determining whether a particular purchase or application qualifies for the tax credit. Further, Andersen does not intend to and is not providing legal or tax advice and recommends that purchasers consult their own tax advisor or the IRS to determine whether the products they purchase for a particular application qualify for the tax credit. † National average reported in Remodeling magazine's cost vs. value report 2009-2010. *Andersen" and all other marks where denoted are trademarks of Andersen Corporation. © 2009 Andersen Corporation. All rights reserved.



TEAM RECORDS

32 BACKSTROM
25 BELANGER
24 BOOGAARD
96 BOUCHARD
21 BRODZIAK
15 BRUNETTE
8 BURNS
22 CLUTTERBUCK
18 GILLIES
37 HARDING
14 HAVLAT
34 HNIDY
5 JOHNSON
9 KOIVU
20 MIETTINEN
11 NOLAN
67 POULIOT
55 SCHULTZ
36 SCOTT
51 SHEPPARD
12 WELLER
6 ZANON
3 ZIDLICKY



ALL-TIME STREAKS

BIGGEST WINS

Date	Margin of Victory	Opponent	Score	Goaltenders (Wild/Opp.)
12/17/00	6 goals	vs. Dallas	6-0	Fernandez/Belfour
11/29/01	6 goals	vs. Florida	6-0	Roloson/Luongo, Kidd
3/25/04	6 goals	@ Chicago	8-2	Fernandez/Munro
10/12/05	6 goals	vs. Vancouver	6-0	Roloson/Cloutier
11/18/00	5 goals	@ Boston	6-1	Fernandez/Dafoe
1/24/01	5 goals	@ Anaheim	5-0	Fernandez/Giguere
3/10/02	5 goals	vs. Columbus	5-0	Roloson/Tugnutt, Labbe
12/08/05	5 goals	@ Pittsburgh	5-0	Fernandez/Thibault
10/26/02	5 goals	@ Phoenix	6-1	Fernandez/Boucher
10/19/05	5 goals	vs. San Jose	6-1	Fernandez/Nabokov
10/14/06	5 goals	vs. Columbus	5-0	Fernandez/Leclaire, Norrena
1/29/09	5 goals	vs. Toronto	6-1	Backstrom/Pogge

Longest Winning Streaks

9 games (3/08-3/24/07)
6 games (10/05-10/18/06)
6 games (4/3-10/14/07)
5 games (1/18-01/26/06)
4 games, 5x, (10/11-10/18/08)

Longest Point Streaks

11 games (4/3/07-10/21/07; 10-0-1)
10 games (3/08-3/27/07; 9-0-1)
9 games (12/13-12/30/03; 4-0-5)
8 games (12/17/00-1/05/01; 5-0-3)
7 games, 6x, (10/11-10/27/08; 6-0-1)

Longest Winless Streaks

12 games (03/11-4/04/01; 0-7-5)
9 games (1/19-02/08/02; 0-6-3)
7 games (2/23/03-1/05/04; 0-2-5)
7 games (2/22-3/07/04; 0-4-3)
6 games, 2x, last, (12/5-12/17/08; 0-5-1)

Longest Losing Streaks

5 games (12/5-12/14/08)
4 games, 3x, most recent (11/20-11/28/03)
3 games, 18x, most recent (2/20-2/26/08)
2 games, 35x, most recent (11/20-11/22/08)

SEASON-BY-SEASON STREAKS

Season	Longest Winning Streak	Longest Point Streak	Longest Winless Streak	Longest Losing Streak
2000-01	2 games (five times)	8 games (12/17-1/5)	12 games (3/11-4/4)	4 games (2/21-2/26)
2001-02	3 games (two times)	7 games (two times)	9 games (1/19-2/8)	4 games (1/30-2/8)
2002-03	3 games (six times)	6 games (two times)	5 games (11/25-12/5)	3 games (three times)
2003-04	3 games (four times)	9 games (12/13-12/30)	7 games (two times)	4 games (11/20-11/28)
2005-06	5 games (1/18-1/26)	5 games (1/18-1/26)	4 games (two times)	3 games (four times)
2006-07	9 games (3/8-3/24)	10 games (3/8-3/27)	4 games (11/25-12/2)	3 games (two times)
2007-08	5 games (10/4-14)	8 games (10/4-10/21)	5 games (two times)	3 games (two times)
2008-09	4 games (10/11-10/18)	7 games (10/11-10/27)	6 games (12/5-12/17)	5 games (12/5-12/14)

BIGGEST LOSSES

Date	Margin of Victory	Opponent	Score	Goaltenders (Wild/Opp.)
2/08/02	6 goals	vs. Colorado	6-0	Fernandez, Roloson/Aebischer
4/12/02	6 goals	@ Phoenix	7-1	Roloson, Gustafson/Burke, Esche
10/25/00	5 goals	@ Toronto	6-1	McLennan, Fernandez/Joseph
1/16/06	5 goals	vs. Ottawa	6-1	Roloson/Hasek
1/12/01	5 goals	vs. Colorado	5-0	Fernandez/Roy
11/11/01	5 goals	vs. Vancouver	5-0	Fernandez, Roloson/Cloutier
11/16/01	5 goals	vs. Detroit	8-3	Roloson, Fernandez/Legace
11/27/02	5 goals	@ Dallas	5-0	Fernandez/Turco
3/15/03	5 goals	@ Columbus	5-0	Fernandez, Roloson/Denis
12/7/07	5 goals	@ Detroit	5-0	Harding/Hasek
12/26/07	5 goals	@ Dallas	8-3	Harding/Turco

Longest Home Winning Streaks

11 games (04/04-11/02/06)
8 games (12/05/06-01/02/07)
7 games (4/3-10/30/07)
7 games (3/15-10/11/08)
6 games (3/28/04-10/12/05)

Longest Home Point Streaks

14 games (3/9/08-10/27/09; 10-0-4)
11 games (4/04-11/02/06; 11-0-0)
10 games (2/29/04-10/12/05; 8-0-2)
9 games (12/13/00-01/10/01; 5-0-4)
8 games (12/05/06-01/02/07; 8-0-0)

Longest Home Winless Streaks

8 games (2/26-3/28/01; 0-3-5)
6 games (1/11-2/08/02; 0-6-3)
6 games (11/13-11/30/03; 0-4-2)
5 games (10/29-11/22/00; 0-3-2)
5 games (10/14-10/31/01; 0-2-3)

Longest Home Losing Streaks

3 games, 2x, most recent (1/09-01/16/06)
2 games, 19x, most recent (1/17-1/20/09)

Longest Road Winning Streaks

5 games (3/08-3/17/07)
4 games (1/11-1/19/07)
3 games, 5x, last (10/14-10/18/08)

Longest Road Point Streaks

9 games (2/22-3/17/07; 7-0-2)
7 games (12/06-12/30/03; 2-0-5)
5 games (10/12-11/04/02; 3-0-2)
5 games (03/04-03/18/04; 2-0-3)
4 games, 7x, last (4/6-10/18/08; 3-0-1)

Longest Road Winless Streaks

12 games (12/18/03-01/31/04; 0-4-8)
11 games (11/20/06-01/09/07; 0-10-1)
7 games (3/15-10/06/01; 0-5-2)
7 games (3/31-10/12/02; 0-3-4)
6 games, 6x, last (12/6-12/29/08; 0-6-0)

Longest Road Losing Streaks

7 games (12/12/06-1/9/07)
6 games (12/6-12/29/08)
5 games, 2x, most recent (3/25-10/19/03)

TEAM RECORDS

STREAKS

LONGEST WINNING STREAK

9 - 3/8-3/24/07

At Home:

11 - 4/4-11/02/06

On Road:

5 - 3/8-3/17/07

LONGEST POINTS STREAK

11 - (10-0-1) 4/3-10/21/07

At Home:

14 - (10-0-4) 3/9/08-10/27/09

On Road:

9 - (7-0-2) 2/22-3/17/07

LONGEST WINLESS STREAK

12 - (0-9-3) 3/11-4/4/01

At Home:

8 - (0-5-3) 2/26-3/28/01

On Road:

12 - (0-4-8) 12/18/03-1/31/04

LONGEST LOSING STREAK

5 - 12/5-12/14/08

At Home:

3 - 2x, last, 1/9-1/16/06

On Road:

7 - 12/12/06-1/9/07

MOST CONSECUTIVE TIES

4 - 12/23-12/30/03

At Home:

2 - 1/12-1/14/04

10/14-10/16/01

On Road:

4 - 12/18-12/30/03

LONGEST SHUTOUT STREAK

169:20 - 3/31-4/7/07

At Home:

157:40 - 3/29-4/7/07

On Road:

158:14 - 12/29/08-1/9/09

MOST CONSECUTIVE GAMES WITHOUT BEING SHUT OUT

93 - 11/2/05-11/29/06

At Home:

72 - 1/12/04-11/29/06

On Road:

54 - 11/2/05-12/27/06

LONGEST SCORELESS STREAK

180:07 - 1/28-2/10/02

At Home:

180:07 - 1/28-2/10/02

On Road:

145:00 - 3/25-4/03/03

POINTS

MOST POINTS

104 - 2006-07 (48-26-8)

At Home:

63 - 2006-07 (29-6-5)

On Road:

43 - 2007-08 (19-17-5)

FEWEST POINTS

68 - 2000-01 (25-39-18)

At Home:

41 - 2001-02 (14-14-13)

On Road:

26 - 2000-01 (11-26-4)

WINS

MOST WINS

48 - 2006-07

At Home:

29 - 2006-07

On Road:

19 - 2006-07; 2007-08



32 BACKSTROM

25 BELANGER

24 BOOGAARD

96 BOUCHARD

21 BRODZIAK

15 BRUNETTE

8 BURNS

22 CLUTTERBUCK

18 GILLIES

37 HARDING

14 HAVLAT

34 HNIDY

5 JOHNSON

9 KOIVU

20 MIETTINEN

11 NOLAN

67 POULIOT

55 SCHULTZ

36 SCOTT

51 SHEPPARD

12 WELLER

6 ZANON

3 ZIDLICKY



RECORD BOOK

FEWEST WINS

25	- 2000-01
At Home:	
14	- 2001-02; 2000-01
On Road:	
11	- 2003-04; 2000-01
FEWEST GAMES TO 10 WINS	
12	- 2006-07 (11/2/06)
FEWEST GAMES TO 20 WINS	
34	- 2007-08 (12/20/07)
FEWEST GAMES TO 30 WINS	
52	- 2007-08 (2/2/08)
FEWEST GAMES TO 40 WINS	
71	- 2006-07 (3/13/07)

LOSSES

MOST LOSSES	
39	- 2000-01
At Home:	
16	- 2005-06
On Road:	
26	- 2000-01
FEWEST LOSSES	
26	- 2006-07
At Home:	
6	- 2006-07
On Road:	
16	- 2003-04; 2002-03

SHOOTOUTS

MOST SHOOTOUT APPEARANCES	
17	- 2006-07
At Home:	
11	- 2006-07
On Road:	
6	- 2006-07
MOST SHOOTOUT WINS	
10	- 2006-07
At Home:	
7	- 2006-07
On Road:	
3	- 2005-06; 2006-07

MOST SHOOTOUT LOSSES

8	- 2007-08
At Home:	
4	- 2006-07
On Road:	
5	- 2007-08

REGULATION TIES

MOST REGULATION TIES	
25	- 2006-07
At Home:	
17	- 2006-07
On Road:	
14	- 2003-04
FEWEST REGULATION TIES	
18	- 2000-01
At Home:	
8	- 2002-03
On Road:	
4	- 2000-01

MARGINS

LARGEST MARGIN OF VICTORY	
6	- 4x, last, 10/12/05 in 6-0 win vs. VAN
At Home:	
6	- 3x, last, 10/12/05 in 6-0 win vs. VAN
On Road:	
6	- 3/25/04 in 8-2 win at CHI
LARGEST MARGIN OF DEFEAT	
6	- 4/12/02 in 7-1 loss at PHX
	- 2/8/02 in 6-0 loss vs. COL
At Home:	
6	- 2/8/02 in 6-0 loss vs. COL
On Road:	
6	- 4/12/02 in 7-1 loss at PHX

GOALS

MOST GOALS, SEASON	
235	- 2006-07
At Home:	
129	- 2005-06
On Road:	
112	- 2006-07
FEWEST GOALS, SEASON	
168	- 2000-01
At Home:	
87	- 2000-01
On Road:	
81	- 2000-01
MOST GOALS AGAINST, SEASON	
238	- 2001-02
At Home:	
114	- 2001-02
On Road:	
124	- 2001-02
FEWEST GOALS AGAINST, SEASON	
178	- 2002-03
At Home:	
79	- 2002-03
On Road:	
94	- 2003-04
MOST 20-GOAL SCORERS, SEASON	
5	- 2006-07
MOST GOALS SCORED, GAME	
8	- 3/25/04 in 8-2 win at CHI
	- 4/10/09 in 8-4 win vs. NSH
At Home:	
8	- 4/10/09 in 8-4 win vs. NSH
On Road:	
8	- 3/25/04 in 8-2 win at CHI
MOST GOALS SCORED AGAINST, GAME	
8	- 11/16/01 in 8-3 loss at DET
	- 12/26/07 in 8-3 loss at DAL
At Home:	
7	- 10/24/01 in 7-3 loss vs. CAR
On Road:	
8	- 11/16/01 in 8-3 loss at DET
	- 12/26/07 in 8-3 loss at DAL

MOST GOALS SCORED BY BOTH TEAMS, GAME

13	- 11/16/06 in 7-6 (SO) win at NSH
At Home:	
12	- 4/10/09 in 8-4 win vs. NSH
On Road:	
13	- 11/16/06 in 7-6 (SO) win at NSH
MOST GOALS, PERIOD	
5	- 10/19/05 in 3rd of 6-1 win vs. SJ
At Home:	
5	- 10/19/05 in 3rd of 6-1 win vs. SJ
On Road:	
4	- 5x, last, 12/14/07 in 3rd of 5-2 win at ANA
MOST GOALS AGAINST, PERIOD	
5	- 3x, last, 1/23/04 in 3rd of 6-2 loss at ANA
At Home:	
4	- 3x, last, 12/1/08 in 2nd of 6-5 loss vs. COL
On Road:	
5	- 3x, last, 1/23/04 in 3rd of 6-2 loss at ANA
MOST GOALS BY BOTH TEAMS, PERIOD	
6	- 6x, last, 12/1/08 in 6-5 loss vs. COL
At Home:	
6	- 12/22/00 in 3rd of 4-3 win vs. LA
	- 12/1/08 in 6-5 loss vs. COL
On Road:	
6	- 4x, last, 11/16/06 in 2nd of 7-6 (SO) win at NSH

ASSISTS

MOST ASSISTS, GAME	
14	- 3/25/04 in 8-2 win at CHI
At Home:	
12	- 1/27/09 in 6-1 win vs. TOR
On Road:	
14	- 3/25/04 in 8-2 win at CHI
MOST ASSISTS AGAINST, GAME	
14	- 12/26/07 in 8-3 loss at DAL
At Home:	
12	- 2/8/02 in 6-0 loss vs. COL
On Road:	
14	- 12/26/07 in 8-3 loss at DAL
MOST ASSISTS BY BOTH TEAMS, GAME	
22	- 11/16/06 in 7-6 (SO) win at NSH (MIN-11, NSH-11)
At Home:	
19	- 3x, last, 12/1/08 in 6-5 loss vs. COL (MIN-9, COL-10)
On Road:	
22	- 11/16/06 in 7-6 (SO) win at NSH (MIN-11, NSH-11)
MOST ASSISTS, PERIOD	
8	- 6x, last, 1/27/09 in 2nd of 6-1 win vs. TOR
At Home:	
8	- 3x, last, 1/27/09 in 2nd of 6-1 win vs. TOR
On Road:	
8	- 3x, last, 1/30/07 in 3rd of 5-2 win at STL
MOST ASSISTS AGAINST, PERIOD	
10	- 1/23/04 in 3rd of 6-2 loss at ANA
	- 4/12/02 in 2nd of 7-1 loss at PHX
At Home:	
7	- 1/30/06 in 1st of 5-4 loss vs. DET
On Road:	
10	- 1/23/04 in 3rd of 6-2 loss at ANA
	- 4/12/02 in 2nd of 7-1 loss at PHX

MOST ASSISTS BY BOTH TEAMS, PERIOD

12	- 11/16/01 in 3rd of 8-3 loss at DET (MIN-6, DET-6)
At Home:	
10	- 3x, last, 12/1/08 in 2nd of 6-5 loss vs. COL (MIN-4, COL-6)
On Road:	
12	- 11/16/01 in 3rd of 8-3 loss at DET (MIN-6, DET-6)

POINTS

MOST POINTS, GAME	
22	- 3/25/04 in 8-2 win at CHI
At Home:	
19	- 4/10/09 in 8-4 win vs. NSH
On Road:	
22	- 3/25/04 in 8-2 win at CHI
MOST POINTS AGAINST, GAME	
22	- 12/26/07 in 8-3 loss at DAL
At Home:	
18	- 2/8/02 in 6-0 loss vs. COL
On Road:	
22	- 12/26/07 in 8-3 loss at DAL
MOST POINTS BY BOTH TEAMS, GAME	
34	- 11/16/06 in 7-6 (SO) win at NSH (MIN-17, NSH-17)
At Home:	
30	- 3x, last, 12/1/08 in 6-5 loss vs. COL (MIN-16, COL-14)
On Road:	
34	- 11/16/06 in 7-6 (SO) win at NSH (MIN-17, NSH-17)
MOST POINTS, PERIOD	
12	- 7x, last, 1/29/09 (4g-8a) in 2nd of 6-1 win vs. TOR
At Home:	
12	- 4x, last, 1/29/09 (4g-8a) in 2nd of 6-1 win vs. TOR
On Road:	
12	- 3x, last, 1/30/07 (4g-8a) in 3rd of 5-2 win at STL
MOST POINTS AGAINST, PERIOD	
15	- 4/12/02 (5g-10a) in 2nd per. of 7-1 loss at PHX
At Home:	
11	- 1/30/06 (4g-7a) in 1st of 5-4 loss vs. DET
On Road:	
15	- 4/12/02 (5g-10a) in 2nd of 7-1 loss at PHX
MOST POINTS BY BOTH TEAMS, PERIOD	
18	- 11/16/01 in 3rd of 8-3 loss at DET (MIN-9, DET-9)
At Home:	
16	- 3x, last, 12/1/08 in 2nd of 6-5 loss vs. COL (MIN-6, COL-10)
On Road:	
18	- 11/16/01 in 3rd of 8-3 loss at DET (MIN-9, DET-9)

SPECIAL TEAMS

BEST POWER-PLAY PERCENTAGE, SEASON	
20.1	- 2008-09 (66/328)
At Home:	
23.8	- 2006-07 (49/206)
On Road:	
19.0	- 2008-09 (32/168)
LOWEST POWER-PLAY PERCENTAGE, SEASON	
9.6	- 2000-01 (36/374)
At Home:	
9.7	- 2000-01 (19/198)
On Road:	
9.7	- 2000-01 (17/176)

32 BACKSTROM

25 BELANGER

24 BOOGAARD

96 BOUCHARD

21 BRODZIAK

15 BRUNETTE

8 BURNS

22 CLUTTERBUCK

18 GILLIES

37 HARDING

14 HAVLAT

34 HNIDY

5 JOHNSON

9 KOIVU

20 MIETTINEN

11 NOLAN

67 POULIOT

55 SCHULTZ

36 SCOTT

51 SHEPPARD

12 WELLER

6 ZANON

3 ZIDLICKY



RECORD BOOK

BEST PENALTY-KILL PERCENTAGE, SEASON

87.6 - 2008-09 (36/291)

At Home:

87.0 - 2000-01 (25/193); 2005-2006 (28/215)

On Road:

89.1 - 2008-09 (17/156)

LOWEST PENALTY-KILL PERCENTAGE, SEASON

82.9 - 2001-02 (62/362)

At Home:

83.4 - 2001-02 (27/163)

On Road:

82.2 - 2000-01 (32/180)

MOST POWER-PLAY GOALS, SEASON

77 - 2005-06

At Home:

49 - 2006-07

On Road:

32 - 2008-09

FEWEST POWER-PLAY GOALS, SEASON

36 - 2000-01

At Home:

19 - 2000-01

On Road:

17 - 2000-01

MOST POWER-PLAY GOALS AGAINST, SEASON

62 - 2001-02

At Home:

28 - 2005-06

On Road:

35 - 2001-02

FEWEST POWER-PLAY GOALS AGAINST, SEASON

36 - 2008-09

At Home:

19 - 2008-09

On Road:

17 - 2008-09

MOST POWER-PLAY GOALS, GAME

5 - 3x, last, 11/29/08 in 6-2 win at NSH

At Home:

5 - 2/7/06 in 5-1 win vs. LA

- 10/7/06 in 6-5 win vs. NSH

On Road:

5 - 11/29/08 in 6-2 win at NSH

MOST POWER-PLAY GOALS AGAINST, GAME

3 - 8x, last, 1/23/04 in 6-2 loss at ANA

At Home:

3 - 2/8/02 in 6-0 loss vs. COL

- 11/12/00 in 5-4 loss vs. EDM

On Road:

3 - 6x, last, 3/15/09 in 5-3 loss at STL

MOST POWER-PLAY GOALS AGAINST, PERIOD

4 - 12/14/07 in 2nd of 5-2 win at ANA

At Home:

3 - 3x, last, 11/5/07 in 1st of 5-2 win vs. EDM

On Road:

4 - 12/14/07 in 2nd per. of 5-2 win at ANA

MOST POWER-PLAY GOALS AGAINST, PERIOD

3 - 4/02/03 in 1st of 3-0 loss at CBJ

- 2/08/02 in 1st of 6-0 loss vs. COL

At Home:

3 - 2/08/02 in 1st of 6-0 loss vs. COL

On Road:

3 - 4/02/03 in 1st per. of 3-0 loss at CBJ

MOST POWER-PLAY CHANCES, SEASON

453 - 2005-06 (77 PPGs, 17.0%)

At Home:

236 - 2005-06 (46 PPGs, 19.5%)

On Road:

217 - 2005-06 (31 PPGs, 14.3%)

FEWEST POWER-PLAY CHANCES, SEASON

328 - 2008-09 (66 PPGs, 20.1%)

At Home:

160 - 2008-09 (34 PPGs, 21.3%)

On Road:

168 - 2008-09 (32 PPGs, 19.0%)

MOST POWER-PLAY CHANCES, GAME

11 - 3x, last, 11/29/08 in 6-2 win at NSH

At Home:

11 - 12/29/06 in 4-3 OT win vs. CBJ

On Road:

11 - 10/24/03 in 4-3 win at FLA

- 11/29/08 in 6-2 win at NSH

FEWEST POWER-PLAY CHANCES, GAME

0 - 3x, last, 3/5/09 in 4-3 OT win at SJ

At Home:

0 - 3/6/07 in 3-0 loss vs. SJ

On Road:

0 - 11/12/06 in 3-2 loss at ANA

- 3/5/09 in 4-3 OT win at SJ

MOST CONSECUTIVE GAMES WITH A PP GOAL, SEASON

9 - 10/16-11/01/03

At Home:

10 - 10/25-12/17/05

On Road:

5 - 12/8-12/28/05

10/12-11/04/02

MOST CONSECUTIVE GAMES WITH A PP GOAL AGAINST, SEASON

7 - 12/07-12/19/02

At Home:

7 - 11/23-12/19/02

2/16-3/11/01

On Road:

8 - 3/08-4/04/01

MOST SHORT-HANDED GOALS, SEASON

13 - 2000-01

At Home:

10 - 2000-01

On Road:

7 - 2001-02

FEWEST SHORT-HANDED GOALS, SEASON

3 - 2007-08

At Home:

2 - 2007-08

On Road:

1 - 2002-03; 2007-08

MOST SHORT-HANDED GOALS AGAINST, SEASON

14 - 2000-01

At Home:

7 - 2000-01

On Road:

7 - 2000-01

On Road:

7 - 2000-01

FEWEST SHORT-HANDED GOALS AGAINST, SEASON

5 - 2002-03

At Home:

2 - 2003-04

On Road:

1 - 2002-03

MOST SHORT-HANDED GOALS, GAME

2 - 11/26/00 in 4-2 win vs. VAN

- 4/11/09 in 6-3 win at CBJ

At Home:

2 - 11/26/00 in 4-2 win vs. VAN

On Road:

2 - 4/11/09 in 6-3 win at CBJ

MOST SHORT-HANDED GOALS AGAINST, GAME

2 - 2x, last, 2/14/09 in 5-3 loss vs. OTT

At Home:

2 - 2x, last, 2/14/09 in 5-3 loss vs. OTT

On Road:

1 - 34x, last, 3/8/09 in 3-2 win at ANA

MOST SHORT-HANDED GOALS, PERIOD

2 - 11/26/00 in 2nd of 4-2 win vs. VAN

At Home:

2 - 11/26/00 in 2nd of 4-2 win vs. VAN

On Road:

1 - 27x, last, 4/11/09 in 6-3 win at CBJ (3rd)

MOST SHORT-HANDED GOALS AGAINST, PERIOD

1 - 66x, last, 3/10/09 in 1st of 5-4 OT loss vs. SJ

At Home:

1 - 32x, last, 3/10/09 in 1st of 5-4 OT loss vs. SJ

On Road:

1 - 34x, last, 3/8/09 in 2nd of 3-2 win at ANA

MOST TIMES SHORT-HANDED, SEASON

436 - 2005-06 (55 PPGA, 87.4%)

At Home:

215 - 2005-06 (28 PPGA, 87.0%)

On Road:

221 - 2005-06 (27 PPGA, 87.8%)

FEWEST TIMES SHORT-HANDED, SEASON

283 - 2003-04 (44 PPGA, 84.5%)

At Home:

135 - 2008-09 (19 PPGA, 85.9%)

On Road:

141 - 2003-04 (21 PPGA, 85.1%)

MOST SHORT-HANDED SITUATIONS, GAME

10 - 2x, last, 11/16/07 in 6-2 loss at VAN

At Home:

9 - 2x, last, 1/24/06 in 3-2 win vs. PHX

On Road:

10 - 2x, last, 11/16/07 in 6-2 loss at VAN

MOST CONSECUTIVE GAMES WITH A SH GOAL, SEASON

2 - 6x, last, 12/9-12/12/06

At Home:

None

On Road:

2 - 2x, last, 4/7-4/9/06

MOST CONSECUTIVE GAMES WITH A SH GOAL AGAINST, SEASON

3 - 10/15-10/20/00

At Home:

3 - 10/15-10/20/00

On Road:

None

PENALTY MINUTES

MOST PENALTY MINUTES, SEASON

1,209 - 2001-02; 2005-06

At Home:

591 - 2005-06

On Road:

681 - 2001-02

FEWEST PENALTY MINUTES, SEASON

889 - 2008-09

At Home:

394 - 2008-09

On Road:

425 - 2006-07

32 BACKSTROM

25 BELANGER

24 BOOGAARD

96 BOUCHARD

21 BRODZIAK

15 BRUNETTE

8 BURNS

22 CLUTTERBUCK

18 GILLIES

37 HARDING

14 HAVLAT

34 HNIDY

5 JOHNSON

9 KOIVU

20 MIETTINEN

11 NOLAN

67 POULIOT

55 SCHULTZ

36 SCOTT

51 SHEPPARD

12 WELLER

6 ZANON

3 ZIDLICKY



RECORD BOOK

MOST PENALTY MINUTES, GAME

57 - 3/2/02 in 6-3 loss at VAN

At Home:

54 - 3/28/08 in 4-0 win vs. VAN

On Road:

57 - 3/2/02 in 6-3 loss at VAN

MOST PENALTY MINUTES BY OPPONENT, GAME

63 - 2/02/04 in 4-0 win vs. STL

At Home:

63 - 2/02/04 in 4-0 win vs. STL

On Road:

50 - 12/22/01 in 3-1 win at VAN

MOST PENALTY MINUTES BY BOTH TEAMS, GAME

113 - 3/28/08 in 4-0 win vs. VAN (MIN-64, STL-49)

At Home:

113 - 3/28/08 in 4-0 win vs. VAN (MIN-64, STL-49)

On Road:

84 - 3/02/02 in 6-3 loss at VAN (MIN-57, VAN-27)

- 12/22/01 in 2-1 win at VAN (MIN-34, VAN-50)

MOST PENALTY MINUTES, PERIOD

48 - 3/28/08 in 3rd of 4-0 win vs. VAN

At Home:

48 - 3/28/08 in 3rd of 4-0 win vs. VAN

On Road:

36 - 3/31/01 in 3rd of 4-1 loss at NSH

MOST PENALTY MINUTES BY OPPONENT, PERIOD

44 - 2/02/04 in 3rd of 4-0 win vs. STL

At Home:

44 - 2/02/04 in 3rd of 4-0 win vs. STL

On Road:

36 - 3/24/04 in 2nd of 2-0 loss at CBJ

MOST PENALTY MINUTES BY BOTH TEAMS, PERIOD

81 - 3/28/08 in 3rd of 4-0 win vs. VAN (MIN-48, VAN-33)

At Home:

81 - 3/28/08 in 3rd of 4-0 win vs. VAN (MIN-48, VAN-33)

On Road:

57 - 3/24/04 in 2nd of 2-0 loss at CBJ (MIN-21, CBJ-36)

PENALTIES

MOST PENALTIES, GAME

16 - 3/02/02 in 6-3 loss at VAN

At Home:

15 - 2/02/04 in 4-0 win vs. STL

On Road:

16 - 3/02/02 in 6-3 loss at VAN

MOST PENALTIES BY OPPONENT, GAME

16 - 3x, last, 11/29/08 in 6-2 win at NSH

At Home:

16 - 2/02/04 in 4-0 win vs. STL

- 3/31/03 in 3-0 win vs. CGY

On Road:

16 - 11/29/08 in 6-2 win at NSH

MOST PENALTIES BY BOTH TEAMS, GAME

31 - 2/02/04 in 4-0 win vs. STL (MIN-15, STL-16)

At Home:

31 - 2/02/04 in 4-0 win vs. STL (MIN-15, STL-16)

On Road:

25 - 3/02/02 in 6-3 loss at VAN (MIN-16, VAN-9)

- 11/29/08 in 6-2 win at NSH (MIN-9, NSH-16)

FEWEST PENALTIES, GAME

0 - 1/02/04 in 2-1 loss vs. EDM

- 3/14/03 in 3-1 win vs. NSH

At Home:

0 - 1/02/04 in 2-1 loss vs. EDM

- 3/14/03 in 3-1 win vs. NSH

On Road:

1 - 4x, last, 11/11/06 in 3-2 (S0) win at LA

FEWEST PENALTIES BY OPPONENT, GAME

0 - 3/6/07 in 3-0 loss vs. SJ

- 3/5/09 in 4-3 OT win at SJ

At Home:

0 - 3/6/07 in 3-0 loss vs. SJ

On Road:

0 - 3/5/09 in 4-3 OT win at SJ

FEWEST PENALTIES BY BOTH TEAMS, GAME

2 - 3x, last, 3/5/09 in 4-3 OT win at SJ (MIN-2, SJ-0)

At Home:

2 - 1/02/04 in 2-1 loss vs. EDM (MIN-0, EDM-2)

- 12/31/02 in 4-1 win vs. ANA (MIN-1, ANA-1)

On Road:

2 - 3/5/09 in 4-3 OT win at SJ (MIN-2, SJ-0)

SHOTS

MOST SHOTS, SEASON

2,431 - 2006-07

At Home:

1,235 - 2006-07

On Road:

1,196 - 2006-07

FEWEST SHOTS, SEASON

1,954 - 2001-02

At Home:

965 - 2001-02

On Road:

981 - 2003-04

MOST SHOTS AGAINST, SEASON

2,518 - 2008-09

At Home:

1,244 - 2000-01

On Road:

1,360 - 2008-09

FEWEST SHOTS AGAINST, SEASON

2,297 - 2001-02

At Home:

1,046 - 2001-02

On Road:

1,091 - 2002-03

MOST SHOTS, GAME

47 - 12/21/02 in 4-2 loss at COL

At Home:

43 - 1/10/03 in 2-1 win vs. PHX

On Road:

47 - 12/21/02 in 4-2 loss at COL

MOST SHOTS AGAINST, GAME

56 - 11/08/01 in 5-3 win at BOS

At Home:

51 - 12/22/07 in 4-1 loss vs. DET

On Road:

56 - 11/08/01 in 5-3 win at BOS

MOST SHOTS BY BOTH TEAMS, GAME

90 - 11/16/06 in 7-6 (S0) win at NSH (MIN-45, NSH-45)

At Home:

73 - 1/10/03 in 2-1 win vs. PHX (MIN-43, PHX-30)

On Road:

90 - 11/16/06 in 7-6 (S0) win at NSH (MIN-45, NSH-45)

FEWEST SHOTS, GAME

11 - 3x, last, 1/23/04 in 6-2 loss at ANA

At Home:

13 - 10/27/00 in 3-1 win vs. CGY

On Road:

11 - 3x, last, 1/23/04 in 6-2 loss at ANA

FEWEST SHOTS AGAINST, GAME

13 - 1/18/03 in 1-0 loss vs. ANA

At Home:

13 - 1/18/03 in 1-0 loss vs. ANA

On Road:

15 - 3/01/03 in 2-0 loss at STL

FEWEST SHOTS BY BOTH TEAMS, GAME

32 - 2/15/04 in 2-1 loss vs. CGY (MIN-16, CGY-16)

At Home:

32 - 2/15/04 in 2-1 loss vs. CGY (MIN-16, CGY-16)

On Road:

38 - 10/13/00 in 2-0 loss at STL (MIN-16, STL-22)

MOST SHOTS, PERIOD

23 - 3/22/09 in 2nd of 3-0 win vs. EDM

At Home:

23 - 3/22/09 in 2nd of 3-0 win vs. EDM

On Road:

22 - 11/22/06 in 2nd of 4-2 loss at MTL

MOST SHOTS AGAINST, PERIOD

25 - 11/14/05 in 3rd of 3-2 loss at CGY

At Home:

19 - 1/14/04 in 1st of 2-2 tie vs. LA

- 11/28/09 in 3rd of 4-2 win vs. TB

On Road:

25 - 11/14/05 in 3rd of 3-2 loss at CGY

MOST SHOTS BY BOTH TEAMS, PERIOD

36 - 2/27/03 in 2nd of 6-3 win at MTL

(MIN-21, MTL-15)

- 12/21/02 in 2nd of 4-2 loss at COL

(MIN-20, COL-16)

At Home:

33 - 11/28/09 in 3rd of 4-2 win vs. TB (MIN-14, TB-19)

On Road:

36 - 2/27/03 in 2nd of 6-3 win at MTL (MIN-21, MTL-15)

- 12/21/02 in 2nd of 4-2 loss at COL (MIN-20, COL-16)

FEWEST SHOTS, PERIOD

0 - 11/08/01 in 3rd of 5-3 win at BOS

At Home:

1 - 5x, last, 2/19/09 in 3rd of 3-2 OT loss vs. CGY

On Road:

0 - 11/08/01 in 3rd of 5-3 win at BOS

FEWEST SHOTS AGAINST, PERIOD

0 - 10/29/00 in 3rd of 3-2 loss vs. CHI

- 3/31/09 in 3rd of 2-1 OT loss vs. VAN

At Home:

0 - 10/29/00 in 3rd of 3-2 loss vs. CHI

- 3/31/09 in 3rd of 2-1 OT loss vs. VAN

On Road:

2 - 6x, last, 3/6/08 in 3rd of 3-2 loss at CAR

FEWEST SHOTS BY BOTH TEAMS, PERIOD

4 - 10/18/05 in 3rd of 2-1 loss at PHX

(MIN 2, PHX 2)

RECORD BOOK



At Home

6 - 3/14/01 in 3rd of 1-0 loss vs. STL

(STL-1, MIN-5)

On Road

4 - 10/18/05 in 3rd of 2-1 loss at PHX

(MIN 2, PHX 2)

FASTEST GOALS

FASTEST GOAL FROM START OF GAME

0:21 - Matt Johnson, 3/23/03 in 4-0 win vs. DET

At Home:

0:21 - Matt Johnson, 3/23/03 in 4-0 win vs. DET

On Road:

0:38 - Wes Walz, 4/02/01 in 4-2 loss at SJ

FASTEST GOAL AGAINST FROM START OF GAME

0:13 - Brenden Morrow, 10/29/08 in 4-2 loss at DAL

At Home:

0:26 - Andrew Brunette, 12/23/05 in 5-3 win vs. COL

On Road:

0:13 - Brenden Morrow, 10/29/08 in 4-2 loss at DAL

FASTEST GOAL FROM START OF 2ND PERIOD:

0:09 - Brian Rolston, 11/30/07 in 3-2 (OT) win vs. STL

At Home:

0:09 - Brian Rolston, 11/30/07 in 3-2 (OT) win vs. STL

On Road:

0:12 - Marian Gaborik, 02/03/07 in 1-0 win at PHX

FASTEST GOAL AGAINST FROM START OF 2ND PERIOD

0:11 - Brad Richards, 10/25/03 in 3-2 loss at TB

At Home:

0:36 - Ryan Smyth, 4/06/06 in 2-1 win vs. EDM

On Road:

0:11 - Brad Richards, 10/25/03 in 3-2 loss at TB

FASTEST GOAL FROM START OF 3RD PERIOD

0:29 - Wes Walz, 4/6/01 in 3-2 win vs. CBJ

- Brent Burns, 10/23/08 in 4-3 OT loss vs. BUF

At Home:

0:29 - Wes Walz, 4/06/01 in 3-2 win vs. CBJ

- Brent Burns, 10/23/08 in 4-3 OT loss vs. BUF

On Road:

0:36 - Brian Rolston, 12/3/05 in 3-2 (S0) loss at NJ

FASTEST GOAL AGAINST FROM START OF 3RD PERIOD

0:07 - Trent Klatt, 11/26/00 in 4-2 win vs. VAN

At Home:

0:07 - Trent Klatt, 11/26/00 in 4-2 win vs. VAN

On Road:

0:27 - Henrik Zetterberg, 3/25/03 in 4-0 loss at DET

FASTEST GOAL FROM START OF OVERTIME

0:25 - Marian Gaborik, 10/18/06 in 2-1 (OT) win vs. LA

At Home:

0:53 - Marc Chouinard, 3/31/04 in 5-4 (OT) win vs. COL

On Road:

32 BACKSTROM

25 BELANGER

24 BOOGAARD

96 BOUCHARD

21 BRODZIAK

15 BRUNETTE

8 BURNS

22 CLUTTERBUCK

18 GILLIES

37 HARDING

14 HAVLAT

34 HNIDY

5 JOHNSON

9 KOIVU

20 MIETTINEN

11 NOLAN

67 POULIOT

55 SCHULTZ

36 SCOTT

51 SHEPPARD

12 WELLER

6 ZANON

3 ZIDLICKY



RECORD BOOK

On Road:

4:46 - Mikko Koivu, 3/5/09 in 4-3 OT win at SJ

LATEST OVERTIME GOAL AGAINST

4:36 - Claude Lemieux, 11/16/01 in 2-1 (OT) loss at PHX

At Home:

4:35 - Mike Comrie, 3/22/04 in 3-2 (OT) loss vs. PHX

On Road:

4:36 - Claude Lemieux, 11/16/01 in 2-1 (OT) loss at PHX

FASTEST TWO GOALS, INDIVIDUAL

0:16 - Pierre-Marc Bouchard, 2/10/06, @18:51 & 19:07 of 1st of 6-3 win at EDM

At Home:

1:20 - Richard Park, 3/18/02, @ 17:02 & 18:22 of 2nd of 4-2 win vs. CGY

On Road:

0:16 - Pierre-Marc Bouchard, 2/10/06, @18:51 & 19:07 of 1st of 6-3 win at EDM

FASTEST TWO GOALS AGAINST, INDIVIDUAL

0:20 - Stu Barnes, 10/19/03, @ 8:16 & 8:36 of 2nd of 3-1 loss at DAL

At Home:

0:57 - Sergei Zubov, 11/25/01, @ 8:23 & 9:20 of 3rd of 4-3 loss vs. DAL

On Road:

0:20 - Stu Barnes, 10/19/03, @ 8:16 & 8:36 of 2nd of 3-1 loss at DAL

FASTEST TWO GOALS, TEAM

0:03 - Jim Dowd & Richard Park, 1/21/04, @ 19:44 & 19:47 of 3rd of 4-2 win vs. CHI

At Home:

0:03 - Jim Dowd & Richard Park, 1/21/04, @ 19:44 & 19:47 of 3rd of 4-2 win vs. CHI

On Road:

0:11 - Mattias Weinhandl & Wes Walz, 4/15/06, @ 7:37 & 7:48 of 3rd of 4-3 (OT) loss at DAL

FASTEST TWO GOALS AGAINST, TEAM

0:10 - Scott Mellanby & Sergei Varlamov, 12/02/01 @ 6:42 & 6:52 of 2nd of 4-4 (OT) tie vs. STL

At Home:

0:10 - Scott Mellanby & Sergei Varlamov, 12/02/01 @ 6:42 & 6:52 of 2nd of 4-4 (OT) tie vs. STL

On Road:

0:14 - Jarret Stoll & Shawn Horcoff, 12/14/06 @ 15:22 & 15:36 of 3rd of in 3-1 loss at EDM
- Brenden Morrow & Mike Modano, 12/26/06 @ 8:12 & 8:26 of 3rd in 8-3 loss at DAL

FASTEST TWO GOALS, BOTH TEAMS

0:07 - Owen Nolan (SJ) & Marian Gaborik (MIN), 11/9/02, @ 7:25 & 7:32 of 2nd in 4-2 win at SJ
- Taylor Pyatt (VAN) & Pierre-Marc Bouchard (MIN), 1/21/08, @ 19:31 & 19:38 of 3rd in 4-2 win at VAN

At Home:

0:10 - Mark Parrish (MIN) & Jonathan Cheechoo (SJ), 12/31/07, @ 15:22 & 15:32 of 3rd in 3-2 loss vs. SJ

On Road:

0:07 - Owen Nolan (SJ) & Marian Gaborik (MIN), 11/9/02, @ 7:25 & 7:32 of 2nd in 4-2 win at SJ
- Taylor Pyatt (VAN) & Pierre-Marc Bouchard (MIN), 1/21/08, @ 19:31 & 19:38 of 3rd in 4-2 win at VAN

FASTEST THREE GOALS, INDIVIDUAL

Never

At Home:

Never

On Road:

Never

FASTEST THREE GOALS AGAINST, INDIVIDUAL

12:38 - Vaclav Prospal (ANA), 1/23/04 @ 5:05, 15:20 & 17:43 of 3rd of 6-2 loss at ANA

At Home:

Never

On Road:

12:38 - Vaclav Prospal (ANA), 1/23/04 @ 5:05, 15:20 & 17:43 of 3rd per. of 6-2 loss at Anaheim

FASTEST THREE GOALS, TEAM

1:41 - Andrei Zyuzin, Wes Walz and Matt Johnson, 3/25/04, @ 7:27, 7:47 & 9:08 of 1st of 8-2 win at CHI

At Home:

1:53 - Alexandre Daigle, Filip Kuba and Antti Laaksonen, 1/16/04, @ 12:00, 12:30 & 13:53 of 3rd of 4-2 win vs. PIT

On Road:

1:41 - Andrei Zyuzin, Wes Walz and Matt Johnson, 3/25/04, @ 7:27, 7:47 & 9:08 of 1st of 8-2 win at CHI

FASTEST THREE GOALS AGAINST, TEAM

1:08 - Todd Bertuzzi, Trevor Letowski & Ed Jovanovski, 11/02/02 @ 9:24, 9:51 & 10:32 of 1st of 4-2 loss vs. VAN

At Home:

1:08 - Todd Bertuzzi, Trevor Letowski & Ed Jovanovski, 11/02/02 @ 9:24, 9:51 & 10:32 of 1st of 4-2 loss vs. VAN

On Road:

1:53 - 2x, last, Pierre Turgeon, Manny Malhotra and Darryl Sydor, 4/10/02 @ 6:55, 8:05 & 9:40 of 2nd of 4-4 tie at DAL

FASTEST THREE GOALS, BOTH TEAMS

0:35 - Ales Kotalik and Stu Barnes (BUF), Antti Laaksonen (MIN), 12/28/02, @ 18:29, 18:46, & 19:04 of 3rd of 4-3 win at BUF

At Home:

0:38 - Pascal Dupuis (MIN), Scott Mellanby and Sergei Varlamov (STL), 12/02/01, @ 6:14, 6:42, & 6:52 of 2nd of 4-4 (OT) tie vs. STL

On Road:

0:35 - Ales Kotalik and Stu Barnes (BUF), Antti Laaksonen (MIN), 12/28/02, @ 18:29, 18:46, & 19:04 of 3rd per. of 4-3 win at BUF

FASTEST FOUR GOALS, TEAM

5:20 - Andrew Brunette, Alexandre Daigle, Filip Kuba and Antti Laaksonen, 1/16/04, @ 8:33, 12:00, 12:30 & 13:53 of 3rd of 4-2 win vs. PIT

At Home:

5:20 - Andrew Brunette, Alexandre Daigle, Filip Kuba and Antti Laaksonen, 1/16/04, @ 8:33, 12:00, 12:30 & 13:53 of 3rd of 4-2 win vs. PIT

On Road:

7:34 - Andrei Zyuzin, Wes Walz, Matt Johnson, and Antti Laaksonen, 3/25/04 @ 7:27, 7:47, 9:08 & 15:01 of 1st of 8-2 win at CHI

FASTEST FOUR GOALS AGAINST, TEAM

2:36 - Ladislav Nagy, Landon Wilson, Denis Pederson and Daymond Langkow, 4/12/02 @ 11:23, 11:42, 13:16 & 13:59 of the 2nd of 7-1 loss at PHX

At Home:

11:27 - Josef Vasicek, Rod Brind'Amour, Jeff O'Neill and Erik Cole, 10/24/01 @ 1:15, 6:18, 6:40 & 12:40 of the 3rd per. of 7-3 loss vs. CAR

On Road:

2:36 - Ladislav Nagy, Landon Wilson, Denis Pederson & Daymond Langkow, 4/12/02 @ 11:23, 11:42, 13:16 & 13:59 of the 2nd of 7-1 loss at PHX

FASTEST FOUR GOALS, BOTH TEAMS

1:57 - Patrick Marleau, Scott Hannan (SJ) & Richard Park, Pascal Dupuis (MIN), 2/07/03, @ 4:37, 5:10, 5:50 & 6:34 of 1st of 4-3 win vs. SJ

At Home:

1:57 - Patrick Marleau, Scott Hannan (SJ) & Richard Park, Pascal Dupuis (MIN), 2/07/03, @ 4:37, 5:10, 5:50 & 6:34 of 1st of 4-3 win vs. SJ

On Road:

2:47 - Cliff Ronning, Marian Gaborik, Antti Laaksonen (MIN) & Jaroslav Modry (LA), 11/04/02 @ 17:07, 18:21, 18:51 & 19:54 of 3rd per. of 5-2 win at LA

INDIVIDUAL RECORDS

GAMES PLAYED

MOST GAMES PLAYED, CAREER

527 - Nick Schultz, 2001-09

By Left Wing

361 - Stephane Veilleux, 2002-09

By Center

438 - Wes Walz, 2000-07

By Right Wing

502 - Marian Gaborik, 2000-09

By Defenseman

527 - Nick Schultz, 2001-09

MOST CONSECUTIVE GAMES PLAYED

288 - Antti Laaksonen, 2000-04

MOST GAMES PLAYED, SEASON

82 - Antti Laaksonen; 2002-03; 2001-02; 2000-01
- Andrew Brunette, 2003-04; 2002-03
- Wes Walz, 2000-01; 2005-06
- Jim Dowd, 2001-02
- Brian Rolston, 2005-06
- Pierre-Marc Bouchard, 2006-07
- Mikko Koivu, 2006-07
- Branko Radivojevic, 2006-07
- Nick Schultz, 2006-07
- Brent Burns, 2007-08
- James Sheppard, 2008-09
- Antti Miettinen, 2008-09

By Defenseman

82 - Nick Schultz, 2006-07
- Brent Burns, 2007-08

By Rookie

78 - James Sheppard, 2007-08
- Cal Clutterbuck, 2008-09

GOALS

MOST GOALS, CAREER

219 - Marian Gaborik, 2000-09

By Left Wing

96 - Brian Rolston, 2005-08

By Center

82 - Wes Walz, 2000-07

By Right Wing

219 - Marian Gaborik, 2000-09

By Defenseman

35 - Brent Burns, 2003-09

MOST GOALS, SEASON

42 - Marian Gaborik, 2007-08

By Left Wing

34 - Brian Rolston, 2005-06

By Center

20 - Mikko Koivu, 2006-07; 2008-09

By Right Wing

42 - Marian Gaborik, 2007-08

32 BACKSTROM

25 BELANGER

24 BOOGAARD

96 BOUCHARD

21 BRODZIAK

15 BRUNETTE

8 BURNS

22 CLUTTERBUCK

18 GILLIES

37 HARDING

14 HAVLAT

34 HNIDY

5 JOHANSSON

9 KOIVU

20 MIETTINEN

11 NOLAN

67 POULIOT

55 SCHULTZ

36 SCOTT

51 SHEPPARD

12 WELLER

6 ZANON

3 ZIDLICKY



RECORD BOOK

By Defenseman

15 - Brent Burns, 2007-08

By Rookie

18 - Marian Gaborik, 2000-01

MOST GOALS, GAME

5 - Marian Gaborik, 12/20/07 vs. NYR

By Defenseman

2 - 13x, last, Marc-Andre Bergeron, 4/10/09 vs. NSH

By Rookie

2 - 8x, last, Cal Clutterbuck, 11/24/08 vs. WSH

By Rookie in his NHL debut

1 - Rickard Wallin, 12/12/02 at DET
- Pascal Dupuis, 04/02/01 at SJ
- Marian Gaborik, 10/06/00 at ANA

MOST GOALS AGAINST, GAME

3 - 8x, last, Nikita Filatov, 1/10/09 at CBJ

MOST GOALS, PERIOD

2 - 49x, last, Marc-Andre Bergeron, 4/10/09 vs. NSH (2nd)

MOST GOALS AGAINST, PERIOD

3 - Vaclav Prospal, 1/23/04 at ANA (3rd)

MOST GOALS AT HOME, SEASON

28 - Marian Gaborik, 2007-08

By Defenseman

10 - Brent Burns, 2007-08

By Rookie

9 - Pascal Dupuis, 2001-02
- Kurtis Foster, 2005-06

MOST GOALS ON ROAD, SEASON

22 - Marian Gaborik, 2002-03

By Defenseman

9 - Marc-Andre Bergeron, 2008-09

By Rookie

11 - Marian Gaborik, 2000-01

MOST POWER-PLAY GOALS, CAREER

59 - Marian Gaborik, 2000-09

By Defenseman

16 - Brent Burns, 2003-09

MOST POWER-PLAY GOALS, SEASON

15 - Brian Rolston, 2005-06

By Defenseman

10 - Marek Zidlicky, 2008-09

By Rookie

6 - Marian Gaborik, 2000-01
- Kurtis Foster, 2005-06

MOST POWER-PLAY GOALS, GAME

2 - 22x, last, Marek Zidlicky, 1/19/09 at CHI

MOST POWER-PLAY GOALS AGAINST, GAME

2 - 5x, last, Petr Prucha, 12/5/05 at NYR

MOST POWER-PLAY GOALS, PERIOD

2 - 9x, last, Marian Gaborik, 3/19/08 vs. SJ (3rd)

MOST POWER-PLAY GOALS AGAINST, PERIOD

2 - Vaclav Prospal, 1/23/04 at ANA (3rd)
- Mark Recchi, 11/20/03 at PHI (2nd)

MOST SHORT-HANDED GOALS, CAREER

14 - Wes Walz, 2000-07

MOST SHORT-HANDED GOALS, SEASON

7 - Wes Walz, 2000-01

MOST SHORT-HANDED GOALS, GAME

1 - 72x, last, Mikko Koivu, 4/11/09 at CBJ

MOST SHORT-HANDED GOALS AGAINST, GAME

1 - 66x, last, Travis Moen, 3/10/09 vs. SJ

MOST SHORT-HANDED GOALS, PERIOD

1 - 72x, last, Mikko Koivu, 4/11/09 at CBJ (3rd)

MOST SHORT-HANDED GOALS AGAINST, PERIOD

1 - 66x, last, Travis Moen, 3/10/09 vs. SJ (1st)

MOST GAME-WINNING GOALS, CAREER

43 - Marian Gaborik, 2000-09

By Defenseman

10 - Brent Burns, 2003-09

MOST GAME-WINNING GOALS, SEASON

8 - Marian Gaborik, 2002-03; 2007-08
- Brian Rolston, 2007-08

By Defenseman

4 - Filip Kuba, 2000-01
- Brent Burns, 2007-08

MOST OVERTIME GOALS, CAREER

4 - Marian Gaborik, 2000-09
- Brent Burns, 2003-09

By Defenseman

4 - Brent Burns, 2003-09

MOST OVERTIME GOALS, SEASON

3 - Marian Gaborik, 2007-08

By Defenseman

2 - Brent Burns, 2006-07

FEWEST GAMES TO 20 GOALS

33 - Marian Gaborik, 2002-03

LONGEST GOAL-SCORING STREAK

6 - Brian Rolston (6g), 1/21-2/5/08

ASSISTS

MOST ASSISTS, CAREER

218 - Marian Gaborik, 2000-09

By Left Wing

138 - Andrew Brunette, 2001-04; 2008-09

By Center

127 - Mikko Koivu, 2005-09

By Right Wing

218 - Marian Gaborik, 2000-09

By Defenseman

99 - Filip Kuba, 2000-06

By Goaltender

4 - Manny Fernandez, 2000-07

MOST ASSISTS, SEASON

50 - Pierre-Marc Bouchard, 2007-08

By Left Wing

48 - Andrew Brunette, 2001-02

By Center

47 - Mikko Koivu, 2008-09

By Right Wing

50 - Pierre-Marc Bouchard, 2007-08

By Defenseman

30 - Marek Zidlicky, 2008-09

By Goaltender

3 - Manny Fernandez, 2005-06

By Rookie

21 - Filip Kuba, 2000-01

MOST ASSISTS, GAME

4 - 5x, last, Mikko Koivu, 10/16/08 at FLA

By Defenseman

3 - 5x, last, Marek Zidlicky, 3/25/09 at NYI

By Rookie

3 - Pascal Dupuis, 2/27/02 at ANA
- Mikko Koivu, 11/19/05 vs. NSH

RECORD BOOK



By Rookie

36 - Marian Gaborik (18g-18a), 2000-01

MOST POINTS, GAME

6 - Marian Gaborik (2g-4a), 10/26/02 at PHX
- Marian Gaborik (5g-1a), 12/20/07 vs. NYR

By Defenseman

3 - 14x, last, Marek Zidlicky (3a), 3/25/09 at NYI

By Rookie

3 - 4x, last, Mikko Koivu (3a), 11/19/05 vs. NSH

By Rookie in his NHL debut

1 - 6x, last, Colton Gillies (1a), 10/11/08 vs. BOS

By Goaltender

1 - 9x, last, Josh Harding, 1/16/08 vs. PHX

MOST POINTS BY OPPONENT, GAME

5 - Doug Weight (1g-4a), 11/12/00 vs. EDM

MOST POINTS, PERIOD

3 - 14x, last, Owen Nolan (2g-1a), 2/21/09 vs. DET (1st)

MOST POINTS AGAINST, PERIOD

4 - Vaclav Prospal (3g-1a) at ANA (3rd)

MOST POINTS AT HOME, SEASON

51 - Marian Gaborik (28g-23a), 2007-08

By Defenseman

28 - Brent Burns (10g-18a), 2007-08

By Rookie

20 - Marian Gaborik (7g-13a), 2000-01

MOST POINTS ON ROAD, SEASON

36 - Marian Gaborik (22g-14a), 2005-06

By Defenseman

21 - Marek Zidlicky (6g-15a), 2008-09

By Rookie

16 - Marian Gaborik (11g-5a), 2000-01

MOST POWER-PLAY POINTS, CAREER

145 - Marian Gaborik (59g-86a), 2000-09

By Defenseman

52 - Filip Kuba (14g-38a), 2000-06

MOST POWER-PLAY POINTS, SEASON

34 - Brian Rolston (13g-21a), 2006-07

By Defenseman

24 - Marek Zidlicky (10g-14a), 2008-09

By Rookie

18 - Kurtis Foster (6g-12a), 2005-06

MOST SHORT-HANDED POINTS, CAREER

21 - Wes Walz (14g-7a), 2000-07

MOST SHORT-HANDED POINTS, SEASON

9 - Wes Walz (7g-2a), 2000-01

LONGEST POINT STREAK

10 - Andrew Brunette (5g-12a), 3/07-3/27/02

By Defenseman

4 - 5x, last, Marek Zidlicky, 11/28-12/13/08

MOST POINTS IN TWO CONSECUTIVE GAMES

7 - Marian Gaborik (6g-1a), 12/18-12/20/07
- Mikko Koivu (1g-6a), 10/14-10/16/08

MOST POINTS IN THREE CONSECUTIVE GAMES

9 - Mikko Koivu (1g-8a), 10/11-10/16/08

MOST POINTS IN FOUR CONSECUTIVE GAMES

9 - Andrew Brunette (1g-8a), 3/10-3/18/02
- Marian Gaborik (5g-4a), 3/10-3/18/02
- Marian Gaborik (8g-1a), 12/14-12/20/07

MOST MULTI-POINT GAMES, CAREER

114 - Marian Gaborik, 2000-09

By Left Wing

48 - Andrew Brunette, 2001-04

By Rookie in NHL debut

1 - Pierre-Marc Bouchard, 10/11/02 vs. BOS
- Matt Foy, 10/5/05 vs. CGY
- Colton Gillies, 10/11/08 vs. BOS

By Goaltender

1 - 9x, last, Josh Harding, 1/16/08 vs. PHX

MOST ASSISTS BY OPPONENT, GAME

4 - Niclas Havelid, 1/23/04 at ANA
- Doug Weight, 11/12/00 vs. EDM

MOST ASSISTS, PERIOD

3 - Andrew Brunette, 3/10/02 vs. CBJ (2nd)

MOST ASSISTS BY OPPONENT, PERIOD

3 - 5x, last, Niclas Havelid, 1/23/04 at ANA (3rd)

MOST ASSISTS AT HOME, SEASON

32 - Andrew Brunette, 2001-02

By Defenseman

18 - Brent Burns, 2007-08

By Rookie

13 - Marian Gaborik, 2000-01

MOST ASSISTS ON ROAD, SEASON

28 - Pierre-Marc Bouchard, 2007-08

By Defenseman

15 - Marek Zidlicky, 2008-09

By Rookie

10 - Filip Kuba, 2000-01

MOST POWER-PLAY ASSISTS, CAREER

87 - Pierre-Marc Bouchard, 2002-09

By Defenseman

38 - Filip Kuba, 2000-06

MOST POWER-PLAY ASSISTS, SEASON

24 - Pierre-Marc Bouchard, 2005-06

By Defenseman

14 - Marek Zidlicky, 2008-09

By Rookie

12 - Kurtis Foster, 2005-06

LONGEST ASSIST STREAK

8 - Jim Dowd (9a), 2/27-3/17/02

POINTS

MOST POINTS, CAREER

437 - Marian Gaborik (219g-218a), 2000-09

By Left Wing

214 - Andrew Brunette (76g-138a), 2001-04; 2008-09

By Center

182 - Wes Walz (82g-100a), 2000-07

By Right Wing

437 - Marian Gaborik (219g-218a), 2000-09

By Defenseman

132 - Filip Kuba (33g-99a), 2000-06

By Goaltender

4 - Manny Fernandez, 2000-07

MOST POINTS, SEASON

83 - Marian Gaborik (42g-41a), 2007-08

By Left Wing

79 - Brian Rolston (34g-45a), 2005-06

By Center

67 - Mikko Koivu (20g-47a), 2008-09

By Right Wing

83 - Marian Gaborik (42g-41a), 2007-08

By Defenseman

43 - Brent Burns (15g-28a), 2007-08

By Goaltender

3 - Manny Fernandez (3a), 2005-06

32 BACKSTROM

25 BELANGER

24 BOOGAARD

96 BOUCHARD

21 BRODZIAK

15 BRUNETTE

8 BURNS

22 CLUTTERBUCK

18 GILLIES

37 HARDING

14 HAVLAT

34 HNIDY

5 JOHNSON

9 KOIVU

20 MIETTINEN

11 NOLAN

67 POULIOT

55 SCHULTZ

36 SCOTT

51 SHEPPARD

12 WELLER

6 ZANON

3 ZIDLICKY

Minnesota
WILD

RECORD BOOK

By Center

36 - Mikko Koivu, 2005-09

By Right Wing

114 - Marian Gaborik, 2000-09

By Defenseman

17 - Filip Kuba, 2000-06

- Brent Burns, 2003-09

MOST MULTI-POINT GAMES, SEASON

22 - Marian Gaborik, 2005-06

By Left Wing

20 - Brian Rolston, 2005-06

By Center

14 - Mikko Koivu, 2008-09

By Right Wing

22 - Marian Gaborik, 2005-06

By Defenseman

9 - Brent Burns, 2007-08

By Rookie

9 - Kurtis Foster, 2005-06

SHOTS

MOST SHOTS, CAREER

1,694 - Marian Gaborik, 2000-09

By Defenseman

554 - Filip Kuba, 2000-06

MOST SHOTS, SEASON

305 - Brian Rolston, 2006-07

By Defenseman

158 - Brent Burns, 2007-08

By Rookie

179 - Marian Gaborik, 2000-01

MOST SHOTS, GAME

11 - Brian Rolston, 10/27/06 vs. ANA

By Defenseman

7 - 7x, last, Marc-Andre Bergeron, 3/10/09 vs. SJ

By Rookie

7 - Kurtis Foster, 2/10/06 at EDM

MOST SHOTS BY OPPONENT, GAME

12 - Richard Zednik, 12/10/01 at MTL

- Bill Guerin, 11/08/01 at BOS

PENALTY MINUTES

MOST PENALTY MINUTES, CAREER

698 - Matt Johnson, 2000-04

By Defenseman

333 - Willie Mitchell, 2001-06

By Goaltender

36 - Manny Fernandez, 2000-07

MOST PENALTY MINUTES, SEASON

201 - Matt Johnson, 2002-03

By Defenseman

148 - Jason Marshall, 2001-02

By Goaltender

12 - Manny Fernandez, 2006-07

By Rookie

158 - Derek Boogaard, 2005-06

MOST PENALTY MINUTES, GAME

37 - Matt Johnson, 10/26/02 at PHX

By Defenseman

24 - Sean O'Donnell, 1/06/01 at STL

By Rookie

17 - Derek Boogaard, 1/22/06 at CHI

By Goaltender

4 - Manny Fernandez, 12/10/02 vs. TB

- Manny Fernandez, 12/07/06 vs. CGY

- Niklas Backstrom, 2/11/09 vs. COL

MOST PENALTY MINUTES BY OPPONENT, GAME

27 - Jody Shelley, 3/24/04 at Columbus

MOST PENALTY MINUTES, PERIOD

27 - 3x, last, Matt Johnson, 10/26/02 at PHX (3rd)

MOST PENALTY MINUTES, OPPONENT, PERIOD

27 - Jody Shelley, 3/24/04 at Columbus (2nd)

PLUS/MINUS

HIGHEST PLUS/MINUS, CAREER

+54 - Marian Gaborik, 2000-09

By Defenseman

+28 - Willie Mitchell, 2000-06

HIGHEST PLUS/MINUS, SEASON

+22 - Keith Carney, 2006-07

By Forward

+17 - Pascal Dupuis, 2002-03

- Marian Gaborik, 2007-08

By Rookie

+4 - Shawn Belle, 2006-07

TIME ON ICE

MOST TIME ON ICE, CAREER

10,163 - Nick Schultz, 2001-09

By Forward

8,991 - Marian Gaborik, 2000-09

MOST TIME ON ICE, SEASON

1,987 - Kim Johnsson, 2008-09

By Forward

1,697 - Mikko Koivu, 2008-09

MOST TIME ON ICE, GAME

33:33 - Brent Burns, 1/3/09 vs. DET

By Forward

28:07 - Brian Rolston, 12/7/06 vs. CGY

HIGHEST TIME ON ICE AVERAGE, CAREER (min. 50 games)

23:55 - Filip Kuba, 2000-06

By Forward

20:33 - Brian Rolston, 2005-08

HIGHEST TIME ON ICE AVERAGE, SEASON (min. 50 games)

25:30 - Filip Kuba, 2001-02

By Forward

21:29 - Mikko Koivu, 2008-09

GOALTENDING

MOST GAMES PLAYED, CAREER

260 - Manny Fernandez, 2000-07

MOST GAMES PLAYED, SEASON

71 - Niklas Backstrom, 2008-09

By Rookie

29 - Josh Harding, 2007-08

MOST CONSECUTIVE GAMES PLAYED

20 - Niklas Backstrom, 3/3-4/10/09

MOST GAMES STARTED, CAREER

244 - Manny Fernandez, 2000-07

MOST CONSECUTIVE STARTS

20 - Niklas Backstrom, 3/3-4/10/09

MOST MINUTES PLAYED, CAREER

14,902 - Manny Fernandez, 2000-07

MOST MINUTES PLAYED, SEASON

4,088 - Niklas Backstrom, 2008-09

By Rookie

1,571 - Josh Harding, 2007-08

MOST WINS, CAREER

113 - Manny Fernandez, 2000-07

MOST WINS, SEASON

37 - Niklas Backstrom, 2008-09

By Rookie

11 - Josh Harding, 2007-08

LONGEST WINNING STREAK

7 - Niklas Backstrom, 3/8-3/22/07

LONGEST UNDEFEATED STREAK

16 - Niklas Backstrom (14-0-2), 3/8-10/21/07

MOST LOSSES, CAREER

102 - Manny Fernandez, 2000-07

MOST LOSSES, SEASON

24 - Manny Fernandez, 2001-02

- Niklas Backstrom, 2008-09

RECORD BOOK

Minnesota
WILD

LONGEST LOSING STREAK

6 - Dwayne Roloson, 11/8-12/11/05

MOST TIES/OVERTIME LOSSES, CAREER

28 - Manny Fernandez, 2000-07

MOST TIES/OVERTIME LOSSES, SEASON

11 - Dwayne Roloson, 2002-04

MOST GOALS ALLOWED, CAREER

614 - Manny Fernandez, 2000-07

MOST GOALS ALLOWED, SEASON

159 - Niklas Backstrom, 2008-09

MOST GOALS ALLOWED, GAME

8 - Josh Harding, 12/26/07 at DAL

MOST GOALS ALLOWED, PERIOD

5 - 3x, last, Dwayne Roloson, 1/23/04 at ANA (3rd)

LOWEST GOALS-AGAINST AVERAGE, CAREER (min. 26 games)

2.24 - Niklas Backstrom, 2006-09

LOWEST GOALS-AGAINST AVERAGE, SEASON (min. 26 games)

1.88 - Dwayne Roloson, 2003-04

By Rookie

1.16 - Josh Harding, 2006-07 (7 games)

HIGHEST SAVE PERCENTAGE, CAREER (min. 26 games)

.923 - Niklas Backstrom, 2006-09

HIGHEST SAVE PERCENTAGE, SEASON

.933 - Dwayne Roloson, 2003-04

By Rookie

.960 - Josh Harding, 2006-07 (7 games)

HIGHEST WINNING PERCENTAGE, CAREER (min. 26 games)

.650 - Niklas Backstrom, 2006-09

MOST SHUTOUTS, CAREER

17 - Niklas Backstrom, 2006-09

MOST SHUTOUTS, SEASON

8 - Niklas Backstrom, 2008-09

By Rookie

1 - Josh Harding, 2005-06; 2006-07; 2007-08

LONGEST SHUTOUT STREAK

149:14 - Niklas Backstrom, 12/31/08-1/8/09 (4 games)

LONGEST HOME SHUTOUT STREAK

142:47 - Niklas Backstrom, 4/3-4/7/07 (3 games)

LONGEST ROAD SHUTOUT STREAK

164:19 - Niklas Backstrom, 12/20/08-1/8/09 (4 games)

MOST SHOTS FACED, CAREER

7,102 - Manny Fernandez, 2000-07

MOST SHOTS FACED, SEASON

2,059 - Niklas Backstrom, 2008-09

MOST SHOTS FACED, GAME

56 - Dwayne Roloson, 11/8/01 at BOS

MOST SAVES, CAREER

6,488 - Manny Fernandez, 2000-07

MOST SAVES, SEASON

1,900 - Niklas Backstrom, 2008-09

MOST SAVES, GAME

53 - Dwayne Roloson, 11/08/01 at BOS

MOST SAVES AGAINST, GAME

45 - Patrick Roy, 12/21/02 at COL

MOST SAVES, PERIOD

23 - Dwayne Roloson, 10/28/05 at CBJ (3rd)

MOST SAVES AGAINST, PERIOD

22 - Dwayne Roloson, 3/22/09 vs. EDM (2nd)

32 BACKSTROM

25 BELANGER

24 BOOGAARD

96 BOUCHARD

21 BRODZIAK

15 BRUNETTE

8 BURNS

22 CLUTTERBUCK

18 GILLIES

37 HARDING

14 HAVLAT

34 HNIDY

5 JOHNSON

9 KOIVU

20 MIETTINEN

11 NOLAN

67 POULIOT

55 SCHULTZ

36 SCOTT

51 SHEPPARD

12 WELLER

6 ZANON

3 ZIDLICKY



TEAM RECORDS

TOP OVERALL RECORDS			
WINS		POINTS	
48.....	2006-07	105.....	2006-07
44.....	2007-08	98.....	2007-08
42.....	2002-03	95.....	2002-03
40.....	2008-09	89.....	2008-09
38.....	2005-06	84.....	2005-06

TOP HOME RECORDS			
WINS		POINTS	
29.....	2006-07	63.....	2006-07
25.....	2002-03	55.....	2007-08
25.....	2007-08	53.....	2002-03
23.....	2005-06	53.....	2008-09
23.....	2008-09	48.....	2005-06

TOP AWAY RECORDS			
WINS		POINTS	
19.....	2006-07	43.....	2007-08
19.....	2007-08	42.....	2002-03
17.....	2002-03	41.....	2006-07
17.....	2008-09	36.....	Three times
15.....	2005-06		

TOP OVERTIME RECORDS			
WINS		POINTS	
8.....	2002-03	25.....	2008-09
8.....	2008-09	17.....	2002-03
7.....	2006-07	15.....	2006-07
6.....	2007-08	14.....	2007-08
4.....	2000-01	13.....	2000-01

TOP MONTHLY RECORDS			
WINS		POINTS	
10.....	March 2007	22.....	March 2007
9.....	March 2003	20.....	March 2003
9.....	October 2006	18.....	Six times
8.....	Five times		

TOP OCTOBER RECORDS			
WINS		POINTS	
9.....	2006	18.....	2006
8.....	2002	18.....	2002
7.....	2007	16.....	2007
6.....	2005	14.....	2005
6.....	2008	13.....	2008

TOP NOVEMBER RECORDS			
WINS		POINTS	
8.....	2008	16.....	2008
7.....	2001	16.....	2001
7.....	2007	14.....	2007
5.....	2000	13.....	2002
5.....	2002	11.....	Two times

TOP DECEMBER RECORDS			
WINS		POINTS	
8.....	2005	18.....	2003
8.....	2007	17.....	2005
7.....	2002	17.....	2002
7.....	2006	16.....	2006
6.....	2003	16.....	2007

TOP JANUARY RECORDS			
WINS		POINTS	
7.....	2007	16.....	2007
7.....	2006	15.....	2009
7.....	2008	15.....	2008
7.....	2009	14.....	2006
5.....	2003	14.....	2001

TOP FEBRUARY RECORDS			
WINS		POINTS	
8.....	2007	18.....	2007
7.....	2003	16.....	2008
7.....	2008	14.....	2003
5.....	2009	12.....	2009
4.....	Three times	10.....	2004

TOP MARCH RECORDS			
WINS		POINTS	
10.....	2007	22.....	2007
9.....	2003	20.....	2003
7.....	2004	18.....	2004
7.....	2008	18.....	2008
6.....	Two times	16.....	2009

TOP APRIL RECORDS			
WINS		POINTS	
4.....	2006	9.....	2006
4.....	2009	8.....	2009
3.....	2007	6.....	2007
2.....	2004	5.....	2002
1.....	Four times	4.....	2004

TOP RECORDS VS. WESTERN CONFERENCE			
WINS		POINTS	
42.....	2006-07	92.....	2006-07
40.....	2007-08	88.....	2007-08
34.....	2005-06	75.....	2005-06
28.....	2002-03	65.....	2002-03
28.....	2008-09	64.....	2008-09

TOP RECORDS VS. EASTERN CONFERENCE			
WINS		POINTS	
14.....	2002-03	30.....	2002-03
12.....	2008-09	25.....	2008-09
11.....	2003-04	25.....	2003-04
9.....	2001-02	21.....	2001-02
7.....	2000-01	20.....	2000-01

TEAM RECORDS



TOP RECORDS VS. NORTHWEST DIVISION			
WINS		POINTS	
18.....	2006-07	42.....	2006-07
17.....	2007-08	38.....	2007-08
14.....	2005-06	29.....	2005-06
10.....	2008-09	24.....	2008-09
8.....	2003-04	23.....	2003-04

TOP RECORDS VS. CENTRAL DIVISION			
WINS		POINTS	
13.....	2006-07	26.....	2006-07
12.....	2007-08	25.....	2007-08
10.....	2005-06	23.....	2005-06
10.....	2008-09	21.....	Three times
9.....	2002-03		

TOP RECORDS VS. PACIFIC DIVISION			
WINS		POINTS	
12.....	2002-03	25.....	2002-03
11.....	2006-07	25.....	2007-08
11.....	2007-08	24.....	2006-07
10.....	2005-06	23.....	2005-06
8.....	2008-09	20.....	2001-02

TOP RECORDS VS. NORTHEAST DIVISION			
WINS		POINTS	
4.....	2002-03	9.....	2003-04
4.....	2003-04	8.....	2002-03
3.....	2001-02	7.....	2001-02
3.....	2008-09	7.....	2008-09
2.....	Two times	4.....	Three times

TOP RECORDS VS. ATLANTIC DIVISION			
WINS		POINTS	
4.....	2003-04	9.....	2003-04
3.....	2000-01	7.....	2000-01
3.....	2002-03	7.....	2002-03
3.....	2008-09	6.....	2001-02
2.....	Four Times	6.....	2008-09

TOP RECORDS VS. SOUTHEAST DIVISION			
WINS		POINTS	
7.....	2002-03	15.....	2002-03
6.....	2008-09	12.....	2008-09
4.....	2001-02	9.....	2000-01
4.....	2006-07	8.....	2006-07
3.....	Two Times	8.....	2001-02

TOP RECORDS PRE-ALL-STAR/OLYMPIC BREAK			
WINS		POINTS	
29.....	2005-06	63.....	2005-06
28.....	2007-08	59.....	2007-08
25.....	2002-03	59.....	2002-03
25.....	2006-07	55.....	2003-04
23.....	2008-09	54.....	2006-07

TOP RECORDS POST-ALL-STAR/OLYMPIC BREAK			
WINS		POINTS	
23.....	2006-07	50.....	2006-07
17.....	2002-03	40.....	2008-09
17.....	2008-09	39.....	2007-08
16.....	2007-08	36.....	2002-03
11.....	2003-04	28.....	2003-04

TOP RECORDS IN ONE-GOAL GAMES			
WINS		PCT.	
25.....	2006-07	.568 (25-19).....	2006-07
23.....	2007-08	.568 (21-16).....	2002-03
21.....	2002-03	.561 (23-18).....	2007-08
19.....	2008-09	.500 (13-13).....	2003-04
14.....	2005-06	.463 (19-22).....	2008-09

TOP RECORDS IN TWO-GOAL GAMES			
WINS		PCT.	
14.....	2001-02	.611 (11-7).....	2002-03
12.....	2005-06	.500 (14-14).....	2001-02
11.....	/2002-03	.500 (12-12).....	2005-06
10.....	2007-08	.476 (10-11).....	2007-08
8.....	2000-01	.364 (8-14).....	2000-01

TOP RECORDS IN THREE-GOAL GAMES			
WINS		PCT.	
17.....	2006-07	.773 (17-5).....	2006-07
12.....	2005-06	.750 (12-4).....	2005-06
11.....	2003-04	.688 (11-5).....	2003-04
10.....	2002-03	.643 (9-5).....	2007-08
9.....	2007-08	.636 (7-4).....	2008-09

TOP RECORDS WHEN SCORING FIRST			
WINS		PCT.	
36.....	2007-08	.875 (31-4-1).....	2002-03
31.....	2002-03	.855 (36-4-5).....	2007-08
30.....	2006-07	.780 (30-7-4).....	2006-07
27.....	2005-06	.718 (27-10-2).....	2008-09
27.....	2008-09	.690 (27-11-4).....	2005-06

TOP RECORDS WHEN OPPONENT SCORES FIRST			
WINS		PCT.	
18.....	2006-07	.488 (18-19-4).....	2006-07
13.....	2008-09	.384 (13-23-7).....	2008-09
11.....	2005-06	.348 (11-25-10).....	2002-03
8.....	Three times	.333 (8-20-8).....	2003-04
.....		.325 (11-25-4).....	2005-06

32 BACKSTROM

25 BELANGER

24 BOOGAARD

96 BOUCHARD

21 BRODZIAK

15 BRUNETTE

8 BURNS

22 CLUTTERBUCK

18 GILLIES

37 HARDING

14 HAVLAT

34 HNIDY

5 JOHNSON

9 KOIVU

20 MIETTINEN

11 NOLAN

67 POULIOT

55 SCHULTZ

36 SCOTT

51 SHEPPARD

12 WELLER

6 ZANON

3 ZIDLICKY



ALL-TIME PLAYER STATISTICS

PLAYER	GP	G	A	PTS	+/-	PIM	PPG	SHG	GWG	SOG	SH%
Marian Gaborik	502	219	218	437	54	301	59	6	43	1,694	12.9
Pierre-Marc Bouchard	425	77	190	267	16	136	27	0	12	675	11.4
Andrew Brunette	325	76	138	214	-16	78	35	0	10	411	18.5
Brian Rolston	241	96	106	202	19	149	39	7	21	887	10.8
Mikko Koivu	282	57	127	184	12	206	19	6	7	638	8.9
Wes Walz	438	82	100	182	13	272	1	14	15	647	12.7
Pascal Dupuis	334	67	74	141	-5	162	18	4	7	729	9.2
Filip Kuba	357	33	99	132	-19	161	14	4	9	554	6.0
Jim Dowd	283	32	89	121	-15	203	10	1	5	322	9.9
Antti Laaksonen	323	55	63	118	-8	92	1	5	7	439	12.5
Pavol Demitra	139	40	78	118	9	52	11	1	5	301	13.3
Brent Burns	326	35	82	117	4	195	16	0	10	520	6.7
Serge Zholtok	210	48	62	110	-5	65	16	0	7	414	11.6
Stephane Veilleux	361	43	47	90	-46	254	2	2	4	542	7.9
Nick Schultz	527	21	67	88	30	211	2	0	3	403	5.2
Todd White	138	32	52	84	7	42	11	1	1	271	11.8
Alexandre Daigle	124	25	54	79	-10	26	8	0	4	204	12.3
Kurtis Foster	181	21	55	76	1	155	9	0	4	387	5.4
Richard Park	217	37	37	74	-4	54	8	3	6	406	9.1
Eric Belanger	154	26	47	73	-11	56	11	1	7	262	9.9
Kim Johnsson	237	9	64	73	-11	150	6	0	0	278	3.2
Mark Parrish	142	35	34	69	11	34	12	0	4	236	14.8
Lubomir Sekeras	209	17	52	69	-27	120	9	9	4	234	7.3
Darby Hendrickson	182	29	31	60	-31	100	5	3	2	241	12.0
Willie Mitchell	288	9	48	57	28	333	0	1	2	256	3.5
Andrei Zyuzin	188	19	36	55	-15	132	10	0	2	297	6.4
Marc Chouinard	119	25	26	51	5	51	9	3	5	182	13.7
Stacy Roest	134	17	31	48	0	28	2	4	3	223	7.6
Cliff Ronning	80	17	31	48	-6	24	8	0	5	171	9.9
Martin Skoula	259	8	40	48	-19	82	0	0	1	223	3.6
Owen Nolan	59	25	20	45	5	26	12	0	5	148	16.9
Antti Miettinen	82	15	29	44	-1	32	4	2	3	186	8.1
James Sheppard	160	9	34	43	-14	70	0	0	2	145	6.2
Marek Zidlicky	76	12	30	42	-12	76	10	0	3	147	8.2
Aaron Gavey	146	16	25	41	-29	90	2	0	2	175	9.1
Branko Radivojevic	155	18	23	41	-23	69	5	0	6	207	8.7
Randy Robitaille	67	12	28	40	-5	54	7	0	2	112	10.7
Scott Pellerin	58	11	28	39	6	45	2	2	2	117	9.4
Brad Bombardir	212	3	33	36	-7	93	2	0	1	198	1.5
Marc-Andre Bergeron	72	14	18	32	5	30	7	0	3	140	10.0
Petteri Nummelin	77	5	24	29	-18	24	1	0	1	100	5.0
Keith Carney	141	5	23	28	30	100	0	0	1	58	8.6
Sergei Krivokrasov	63	8	16	24	-2	37	2	0	2	120	6.7
Matt Johnson	227	15	7	22	-23	698	0	0	3	89	16.9
Jason Marshall	137	7	15	22	-5	235	2	0	0	129	5.4
Cal Clutterbuck	80	11	7	18	-5	76	1	0	1	136	8.1
Daniel Tjarnqvist	60	3	15	18	-11	32	3	0	1	54	5.6
Jason Weimer	62	7	11	18	-6	106	1	0	0	89	7.9
Sean O'Donnell	63	4	12	16	-2	128	1	0	2	58	6.9
Ladislav Benysek	159	3	12	15	-26	74	1	0	0	99	3.0
Benoit Pouliot	50	7	7	14	-1	18	2	0	1	45	15.6
Aaron Voros	55	7	7	14	-7	141	0	0	1	52	13.5
Kyle Wanvig	64	5	9	14	-10	87	1	0	0	76	6.6
Matt Foy	56	6	7	13	-6	48	1	0	1	65	9.2
Cam Stewart	54	4	9	13	-3	18	0	1	0	61	6.6
Andy Sutton	88	5	8	13	-15	166	3	0	0	85	5.9
Todd Fedoruk	58	6	5	11	0	106	2	0	0	51	11.8
Alex Henry	134	2	9	11	0	179	0	0	0	78	2.6
Jeff Nielsen	59	3	8	11	-16	4	1	0	1	82	3.7
Jeremy Stevenson	35	5	6	11	5	71	1	0	1	34	14.7

ALL-TIME PLAYER STATISTICS



PLAYER	GP	G	A	PTS	+/-	PIM	PPG	SHG	GWG	SOG	SH%
Maxim Sushinsky	30	7	4	11	-7	29	3	0	0	62	11.3
Rickard Wallin	19	6	4	10	2	14	3	0	2	17	35.3
Derek Boogaard	198	2	8	10	0	439	0	0	1	45	4.4
Dan Fritsche	34	4	5	9	-3	10	1	1	0	34	11.8
Christoph Bradner	35	4	5	9	-2	8	1	0	0	50	8.0
Sean Hill	35	2	7	9	-16	32	1	0	1	18	11.1
Bill Muckalt	8	5	3	8	5	6	0	0	0	13	38.5
Roman Simicek	34	4	4	8	-3	29	2	0	0	18	22.2
Sylvain Blouin	86	3	4	7	-16	251	0	0	0	66	4.5
Eric Chouinard	31	3	4	7	-7	6	0	0	1	45	6.7
Mattias Weinhandl	27	3	4	7	-2	20	0	0	0	20	15.0
Colton Gillies	45	2	5	7	-2	18	0	0	1	22	9.1
Peter Olvecky	31	2	5	7	1	12	0	0	1	19	10.5
Peter Bartos	13	4	2	6	2	6	1	0	1	18	22.2
Wyatt Smith	61	3	3	6	-8	16	1	0	0	44	6.8
Krystofer Kolanos	21	3	3	6	3	16	1	0	0	30	10.0
Hnat Domenichelli	28	1	5	6	-5	10	0	0	0	58	1.7
Brad Brown	138	0	6	6	-13	267	0	0	0	47	0.0
Sebastien Bordeleau	14	1	4	5	-1	8	0	0	0	25	4.0
Adam Hall	23	2	3	5	2	8	0	0	0	42	4.8
Curis Leschyshyn	54	2	3	5	-2	19	1	0	1	43	4.7
Dominic Moore	40	3	2	5	-8	20	0	0	1	39	7.7
Tony Virta	8	2	3	5	0	0	0	0	0	15	13.3
Pavel Patera	20	1	3	4	-8	4	0	0	0	14	7.1
Steve McKenna	20	1	1	2	0	19	0	0	0	12	8.3
Zbynek Michalek	22	1	1	2	-7	4	0	0	0	17	5.9
Erik Reitz	37	1	1	2	-3	45	0	0	0	15	6.7
Craig Weller	36	1	2	3	-3	47	1	0	0	27	3.7
Shawn Belle	9	0	1	1	4	0	0	0	0	3	0.0
Kai Nurminen	2	1	0	1	-1	2	0	0	0	1	100.0
Travis Roche	10	0	1	1	-4	2	0	0	0	6	0.0
John Scott	20	0	1	1	-1	21	0	0	0	6	0.0
Joel Ward	11	0	1	1	0	0	0	0	0	12	0.0
Erik Westrum	10	0	1	1	-1	2	0	0	0	16	0.0
Tomas Mojzis	4	0	1	1	-1	2	0	0	0	2	0.0
Chris Armstrong	3	0	0	0	-3	0	0	0	0	4	0.0
Brian Bonin	7	0	0	0	-3	0	0	0	0	7	0.0
David Cullen	3	0	0	0	-3	0	0	0	0	0	0.0
J.J. Daigneault	1	0	0	0	-1	2	0	0	0	0	0.0
Scott Ferguson	15	0	0	0	-3	22	0	0	0	6	0.0
Steve Kelly	2	0	0	0	0	0	0	0	0	1	0.0
Christian Matte	3	0	0	0	0	2	0	0	0	8	0.0
Mike Matteucci	6	0	0	0	-1	4	0	0	0	3	0.0
Jason Morgan	4	0	0	0	-1	4	0	0	0	0	0.0
Curtis Murphy	1	0	0	0	0	0	0	0	0	0	0.0
Andrei Nazarov	2	0	0	0	-1	6	0	0	0	0	0.0
Chris Simon	10	0	0	0	-1	16	0	0	0	9	0.0
Jean-Guy Trudel	1	0	0	0	0	2	0	0	0	0	0.0

GOALTENDER	GP	W	L	OT	SA	GA	GAA	SV	SV%	SO	MIN
Manny Fernandez	260	113	102	28	7,102	614	2.47	6,488	.914	12	14,902
Niklas Backstrom	170	93	45	22	4,716	363	2.24	4,353	.923	17	9,724
Dwayne Roloson	167	62	71	27	4,548	367	2.28	4,181	.919	15	9,659
Josh Harding	58	19	27	4	1,548	124	2.49	1,424	.920	3	2,987
Jamie McLennan	38	5	23	9	1,032	98	2.64	934	.905	2	2,230
Derek Gustafson	5	1	3	0	104	10	2.26	94	.904	0	265
Zac Bierk	1	0	1	0	27	6	6.00	21	.778	0	60
Dieter Kochan	1	0	1	0	28	5	5.00	23	.821	0	60

32 BACKSTROM

25 BELANGER

24 BOOGAARD

96 BOUCHARD

21 BRODZIAK

15 BRUNETTE

8 BURNS

22 CLUTTERBUCK

18 GILLIES

37 HARDING

14 HAVLAT

34 HNIDY

5 JOHNSON

9 KOIVU

20 MIETTINEN

11 NOLAN

67 POULIOT

55 SCHULTZ

36 SCOTT

51 SHEPPARD

12 WELLER

6 ZANON

3 ZIDLICKY



ALL-TIME LEADERS

GAMES	PENALTY MINUTES	SHORT-HANDED ASSISTS	EVEN-STRENGTH POINTS
527 Nick Schultz	698 Matt Johnson	7 Wes Walz	284 Marian Gaborik
502 Marian Gaborik	439 Derek Boogaard	5 Antti Laaksonen	157 Wes Walz
438 Wes Walz	333 Willie Mitchell	Nick Schultz	153 Pierre-Marc Bouchard
425 Pierre-Marc Bouchard	301 Marian Gaborik	4 Pascal Dupuis	121 Andrew Brunette
361 Stephane Veilleux	272 Wes Walz	Mikko Koivu	107 Antti Laaksonen
357 Filip Kuba	267 Brad Brown	3 Six Players Tied	Mikko Koivu
334 Pascal Dupuis	254 Stephane Veilleux		100 Brian Rolston
326 Brent Burns	251 Sylvain Blouin		97 Pascal Dupuis
325 Andrew Brunette	235 Jason Marshall		79 Stephane Veilleux
323 Antti Laaksonen	211 Nick Schultz		76 Two Players Tied
GOALS	POWER-PLAY GOALS	SHORT-HANDED POINTS	OVERTIME GOALS
219 Marian Gaborik	59 Marian Gaborik	21 Wes Walz	4 Marian Gaborik
96 Brian Rolston	39 Brian Rolston	10 Antti Laaksonen	Brent Burns
82 Wes Walz	35 Andrew Brunette	Mikko Koivu	2 Wes Walz
77 Pierre-Marc Bouchard	27 Pierre-Marc Bouchard	8 Pascal Dupuis	Antti Laaksonen
76 Andrew Brunette	19 Mikko Koivu	Brian Rolston	Richard Park
67 Pascal Dupuis	18 Pascal Dupuis	Marian Gaborik	1 16 Players Tied
57 Mikko Koivu	16 Sergei Zholtok	7 Filip Kuba	
55 Antti Laaksonen	Brent Burns	6 Darby Hendrickson	
48 Sergei Zholtok	14 Filip Kuba	5 Stephane Veilleux	
43 Stephane Veilleux	12 Two Players Tied	5 Nick Schultz	
ASSISTS	POWER-PLAY ASSISTS	GAME-WINNING GOALS	SHOOTOUT GOALS
218 Marian Gaborik	87 Pierre-Marc Bouchard	43 Marian Gaborik	15 Mikko Koivu
190 Pierre-Marc Bouchard	86 Marian Gaborik	21 Brian Rolston	9 Brian Rolston
138 Andrew Brunette	58 Andrew Brunette	15 Wes Walz	8 Petteri Nummelin
127 Mikko Koivu	55 Brian Rolston	12 Pierre-Marc Bouchard	7 Pavol Demitra
106 Brian Rolston	48 Mikko Koivu	10 Brent Burns	3 Brent Burns
100 Wes Walz	38 Filip Kuba	Andrew Brunette	Antti Miettinen
99 Filip Kuba	36 Jim Dowd	9 Filip Kuba	Marek Zidlicky
89 Jim Dowd	34 Kurtis Foster	7 Five Players Tied	2 Pierre-Marc Bouchard
82 Brent Burns	30 Brent Burns		Todd White
78 Pavol Demitra	28 Pavol Demitra		1 Two Players Tied
POINTS	POWER-PLAY POINTS	EVEN-STRENGTH GOALS	SHOTS ON GOAL
437 Marian Gaborik	145 Marian Gaborik	154 Marian Gaborik	1,694 Marian Gaborik
267 Pierre-Marc Bouchard	114 Pierre-Marc Bouchard	67 Wes Walz	887 Brian Rolston
214 Andrew Brunette	94 Brian Rolston	50 Brian Rolston	729 Pascal Dupuis
202 Brian Rolston	93 Andrew Brunette	Pierre-Marc Bouchard	675 Pierre-Marc Bouchard
184 Mikko Koivu	67 Mikko Koivu	49 Antti Laaksonen	647 Wes Walz
182 Wes Walz	52 Filip Kuba	45 Pascal Dupuis	638 Mikko Koivu
141 Pascal Dupuis	46 Jim Dowd	41 Andrew Brunette	554 Filip Kuba
132 Filip Kuba	Brent Burns	39 Stephane Veilleux	542 Stephane Veilleux
121 Jim Dowd	43 Kurtis Foster	32 Sergei Zholtok	520 Brent Burns
118 Two Players Tied	39 Pavol Demitra	Mikko Koivu	439 Antti Laaksonen
PLUS/MINUS	SHORT-HANDED GOALS	EVEN-STRENGTH ASSISTS	MULTI-GOAL GAMES
54 Marian Gaborik	14 Wes Walz	130 Marian Gaborik	41 Marian Gaborik
30 Nick Schultz	7 Brian Rolston	103 Pierre-Marc Bouchard	9 Brian Rolston
Keith Carney	6 Mikko Koivu	90 Wes Walz	Pierre-Marc Bouchard
28 Willie Mitchell	Marian Gaborik	80 Andrew Brunette	8 Wes Walz
19 Brian Rolston	5 Antti Laaksonen	75 Mikko Koivu	Sergei Zholtok
16 Pierre-Marc Bouchard	4 Pascal Dupuis	58 Filip Kuba	5 Alexandre Daigle
13 Wes Walz	Stacy Roest	Antti Laaksonen	Owen Nolan
12 Mikko Koivu	Filip Kuba	57 Nick Schultz	Mikko Koivu
11 Mark Parrish	3 Three Players Tied	52 Jim Dowd	4 Marc Chouinard
9 Pavol Demitra		Pascal Dupuis	Darby Hendrickson

ALL-TIME LEADERS



MULTI-POINT GAMES	GAMES STARTED (GOALTENDER)	GAA (MIN. 25 GAMES)	SAVES
114 Marian Gaborik	250 Manny Fernandez	2.24 Niklas Backstrom	6,488 Manny Fernandez
54 Pierre-Marc Bouchard	164 Niklas Backstrom	2.28 Dwayne Roloson	4,353 Niklas Backstrom
48 Andrew Brunette	156 Dwayne Roloson	2.47 Manny Fernandez	4,181 Dwayne Roloson
47 Brian Rolston	43 Josh Harding	2.49 Josh Harding	1,424 Josh Harding
36 Pavol Demitra	37 Jamie McLennan	2.64 Jamie McLennan	934 Jamie McLennan
Mikko Koivu	4 Derek Gustafson		94 Derek Gustafson
33 Wes Walz	1 Zac Bierk		23 Dieter Kochan
22 Pascal Dupuis	Dieter Kochan		21 Zac Bierk
21 Jim Dowd			
20 Sergei Zholtok			
MINOR PENALTIES	MINUTES PLAYED	SAVE % (MIN. 25 GAMES)	SHOOTOUT SAVE %
144 Matt Johnson	14,902 Manny Fernandez	.923 Niklas Backstrom	.750 Dwayne Roloson
143 Marian Gaborik	9,724 Niklas Backstrom	.920 Josh Harding	.745 Manny Fernandez
124 Willie Mitchell	9,659 Dwayne Roloson	.919 Dwayne Roloson	.591 Josh Harding
121 Wes Walz	2,987 Josh Harding	.914 Manny Fernandez	.568 Niklas Backstrom
98 Mikko Koivu	2,230 Jamie McLennan	.905 Jamie McLennan	
93 Nick Schultz	265 Derek Gustafson		
89 Jim Dowd	60 Zac Bierk		
85 Brent Burns	Dieter Kochan		
82 Derek Boogaard			
81 Pascal Dupuis			
MAJOR PENALTIES	WINS	SHOOTOUTS	
64 Matt Johnson	113 Manny Fernandez	17 Niklas Backstrom	
45 Derek Boogaard	93 Niklas Backstrom	15 Dwayne Roloson	
23 Brad Brown	62 Dwayne Roloson	12 Manny Fernandez	
21 Sylvain Blouin	19 Josh Harding	3 Josh Harding	
15 Alex Henry	5 Jamie McLennan	2 Jamie McLennan	
Aaron Voros	1 Derek Gustafson		
14 Stephane Veilleux			
13 Willie Mitchell			
12 Jason Wiemer			
11 Jason Marshall			
FACEOFF WIN % (MIN. 500)	LOSSES	GOALS ALLOWED	
56.2 Stacy Roest	102 Manny Fernandez	614 Manny Fernandez	
53.1 Marc Chouinard	71 Dwayne Roloson	367 Dwayne Roloson	
51.4 Mikko Koivu	45 Niklas Backstrom	363 Niklas Backstrom	
50.5 Eric Belanger	27 Josh Harding	124 Josh Harding	
50.3 Jim Dowd	23 Jamie McLennan	98 Jamie McLennan	
49.1 Todd White	3 Derek Gustafson	10 Derek Gustafson	
47.3 Wes Walz	1 Zac Bierk	6 Zac Bierk	
47.0 Cliff Ronning	Dieter Kochan	5 Dieter Kochan	
46.8 Darby Hendrickson			
46.2 Pavol Demitra			
GAMES (GOALTENDER)	TIES/OT LOSSES	SHOTS AGAINST	
260 Manny Fernandez	28 Manny Fernandez	7,102 Manny Fernandez	
170 Niklas Backstrom	27 Dwayne Roloson	4,716 Niklas Backstrom	
167 Dwayne Roloson	22 Niklas Backstrom	4,548 Dwayne Roloson	
58 Josh Harding	9 Jamie McLennan	1,548 Josh Harding	
38 Jamie McLennan	4 Josh Harding	1,032 Jamie McLennan	
5 Derek Gustafson		104 Derek Gustafson	
1 Zac Bierk		28 Dieter Kochan	
Dieter Kochan		27 Zac Bierk	

32 BACKSTROM

25 BELANGER

24 BOOGAARD

96 BOUCHARD

21 BRODZIAK

15 BRUNETTE

8 BURNS

22 CLUTTERBUCK

18 GILLIES

37 HARDING

14 HAVLAT

34 HNIDY

5 JOHNSON

9 KOIVU

20 MIETTINEN

11 NOLAN

67 POULIOT

55 SCHULTZ

36 SCOTT

51 SHEPPARD

12 WELLER

6 ZANON

3 ZIDLICKY



SINGLE-SEASON LEADERS

GOALS			POWER-PLAY GOALS			SHORT-HANDED POINTS		
42	Marian Gaborik	2007-08	15	Brian Rolston	2005-06	9	Wes Walz	2000-01
38	Marian Gaborik	2005-06	13	Brian Rolston	2006-07	6	Mikko Koivu	2008-09
34	Brian Rolston	2005-06	12	Marian Gaborik	2006-07	5	Brian Rolston	2005-06
31	Brian Rolston	2006-07		Owen Nolan	2008-09	4	Stacy Roest	2001-02
	Brian Rolston	2007-08	11	Brian Rolston	2007-08		Antti Laaksonen	2000-01
30	Marian Gaborik	2001-02		Marian Gaborik	2007-08		Wes Walz	2005-06
	Marian Gaborik	2002-03	10	Five Players Tied		3	12 Players Tied	
	Marian Gaborik	2006-07						
25	Pavol Demitra	2006-07						
	Owen Nolan	2008-09						
ASSISTS			POWER-PLAY ASSISTS			GAME-WINNING GOALS		
50	Pierre-Marc Bouchard	2007-08	24	Pierre-Marc Bouchard	2005-06	8	Marian Gaborik	2002-03
48	Andrew Brunette	2001-02	22	Andrew Brunette	2001-02		Marian Gaborik	2007-08
47	Mikko Koivu	2008-09	21	Mikko Koivu	2008-09		Brian Rolston	2007-08
45	Brian Rolston	2005-06		Brian Rolston	2006-07	7	Marian Gaborik	2005-06
42	Pierre-Marc Bouchard	2005-06	19	Pierre-Marc Bouchard	2006-07		Brian Rolston	2005-06
41	Marian Gaborik	2007-08		Pierre-Marc Bouchard	2007-08		Marian Gaborik	2007-08
39	Pavol Demitra	2006-07	17	Jim Dowd	2001-02	6	Brian Rolston	2006-07
	Pavol Demitra	2007-08		Brian Rolston	2005-06	5	Wes Walz	2001-02
37	Marian Gaborik	2001-02		Pavol Demitra	2006-07		Cliff Ronning	2002-03
	Pierre-Marc Bouchard	2006-07		Brian Rolston	2007-08		Owen Nolan	2008-09
POINTS			POWER-PLAY POINTS			OVERTIME GOALS		
83	Marian Gaborik	2007-08	34	Brian Rolston	2006-07	3	Marian Gaborik	2007-08
79	Brian Rolston	2005-06	32	Brian Rolston	2005-06	2	Richard Park	2002-03
69	Andrew Brunette	2001-02		Andrew Brunette	2001-02		Brent Burns	2006-07
67	Marian Gaborik	2001-02	31	Pierre-Marc Bouchard	2005-06	1	22 Players Tied	
	Mikko Koivu	2008-09	28	Brian Rolston	2007-08			
66	Marian Gaborik	2005-06	26	Marian Gaborik	2001-02			
65	Marian Gaborik	2002-03		Pavol Demitra	2006-07			
64	Pavol Demitra	2006-07		Mikko Koivu	2008-09			
	Brian Rolston	2006-07	25	Pierre-Marc Bouchard	2007-08			
63	Pierre-Marc Bouchard	2007-08		Marek Zidlicky	2008-09			
PLUS/MINUS RATIO			SHORT-HANDED GOALS			EVEN-STRENGTH GOALS		
22	Keith Carney	2006-07	7	Wes Walz	2000-01	30	Marian Gaborik	2007-08
17	Pascal Dupuis	2002-03	5	Brian Rolston	2005-06	26	Marian Gaborik	2005-06
	Marian Gaborik	2007-08	4	Stacy Roest	2001-02	24	Marian Gaborik	2002-03
16	Brent Burns	2006-07		Mikko Koivu	2008-09	20	Marian Gaborik	2001-02
15	Brad Bombardir	2002-03	3	Wes Walz	2003-04	19	Brian Rolston	2007-08
	Willie Mitchell	2005-06	2	13 Players Tied		18	Brian Rolston	2006-07
14	Brian Rolston	2005-06				17	Wes Walz	2005-06
13	Willie Mitchell	2002-03					Marian Gaborik	2006-07
	Pierre-Marc Bouchard	2006-07				16	Antti Laaksonen	2001-02
	Mikko Koivu	2007-08				15	Three Players Tied	
PENALTY MINUTES			SHORT-HANDED ASSISTS			SHOTS ON GOAL		
201	Matt Johnson	2002-03	3	Andrei Zyuzin	2002-03	305	Brian Rolston	2006-07
183	Matt Johnson	2001-02		Wes Walz	2005-06	293	Brian Rolston	2005-06
177	Matt Johnson	2003-04	2	12 Players Tied		289	Brian Rolston	2007-08
158	Derek Boogaard	2005-06				280	Marian Gaborik	2002-03
148	Jason Marshall	2001-02				277	Marian Gaborik	2007-08
141	Aaron Voros	2007-08				252	Marian Gaborik	2005-06
137	Matt Johnson	2000-01				236	Mikko Koivu	2008-09
131	Andy Sutton	2000-01				221	Marian Gaborik	2001-02
130	Sylvain Blouin	2001-02				220	Marian Gaborik	2003-04
128	Sean O'Donnell	2000-01				196	Marian Gaborik	2006-07

SINGLE-SEASON LEADERS



MULTI-POINT GAMES			WINS			SHUTOUTS		
22	Marian Gaborik	2005-06	37	Niklas Backstrom	2008-09	8	Niklas Backstrom	2008-09
20	Brian Rolston	2005-06	33	Niklas Backstrom	2007-08	5	Dwayne Roloson	2001-02
	Pavol Demitra	2006-07	30	Manny Fernandez	2005-06		Dwayne Roloson	2003-04
	Marian Gaborik	2007-08	23	Niklas Backstrom	2006-07		Niklas Backstrom	2006-07
19	Marian Gaborik	2001-02		Dwayne Roloson	2002-03	4	Manny Fernandez	2000-01
18	Andrew Brunette	2001-02	22	Manny Fernandez	2006-07		Dwayne Roloson	2002-03
17	Marian Gaborik	2006-07	19	Manny Fernandez	2000-01		Niklas Backstrom	2007-08
16	Four Players Tied			Manny Fernandez	2002-03	2	Four Players Tied	
				Dwayne Roloson	2003-04			
				Dwayne Roloson	2001-02			
FACEOFF WIN % (MIN. 250 FACEOFFS)			LOSSES			GOALS ALLOWED		
57.0	Stacy Roest	2000-01	24	Manny Fernandez	2001-02	159	Niklas Backstrom	2008-09
55.0	Stacy Roest	2001-02		Niklas Backstrom	2008-09	131	Niklas Backstrom	2007-08
53.6	Marc Chouinard	2003-04	23	Jamie McLennan	2000-01	130	Manny Fernandez	2005-06
52.9	Jim Dowd	2001-02	20	Dwayne Roloson	2001-02	125	Manny Fernandez	2001-02
52.7	Mikko Koivu	2008-09	18	Manny Fernandez	2005-06	112	Dwayne Roloson	2001-02
52.7	Marc Chouinard	2005-06		Dwayne Roloson	2003-04	103	Manny Fernandez	2006-07
52.5	Mikko Koivu	2007-08	17	Manny Fernandez	2000-01	98	Jamie McLennan	2000-01
52.4	Dominic Moore	2007-08		Dwayne Roloson	2005-06		Dwayne Roloson	2002-03
52.0	Eric Belanger	2008-09	16	Manny Fernandez	2006-07	92	Manny Fernandez	2000-01
51.4	Randy Robitaille	2005-06		Dwayne Roloson	2002-03	90	Manny Fernandez	2003-04
GAMES PLAYED IN (GOALTENDER)			OT LOSSES/TIES			SHOTS AGAINST		
71	Niklas Backstrom	2008-09	11	Dwayne Roloson	2003-04	2,059	Niklas Backstrom	2008-09
58	Manny Fernandez	2005-06	9	Manny Fernandez	2003-04	1,629	Niklas Backstrom	2007-08
	Niklas Backstrom	2007-08		Jamie McLennan	2000-01	1,612	Manny Fernandez	2005-06
50	Dwayne Roloson	2002-03	8	Dwayne Roloson	2002-03	1,334	Dwayne Roloson	2002-03
48	Dwayne Roloson	2003-04		Niklas Backstrom	2007-08	1,323	Dwayne Roloson	2003-04
45	Dwayne Roloson	2001-02		Niklas Backstrom	2008-09	1,158	Manny Fernandez	2006-07
44	Manny Fernandez	2001-02	7	Dwayne Roloson	2001-02	1,157	Manny Fernandez	2001-02
	Manny Fernandez	2006-07		Manny Fernandez	2006-07	1,147	Manny Fernandez	2000-01
42	Manny Fernandez	2000-01	6	Niklas Backstrom	2006-07	1,132	Dwayne Roloson	2001-02
41	Niklas Backstrom	2006-07	5	Manny Fernandez	2001-02	1,056	Manny Fernandez	2003-04
GAMES STARTED (GOALTENDER)			GOALS AGAINST AVG. (Min. 25 GP)			SAVES		
71	Niklas Backstrom	2008-09	1.88	Dwayne Roloson	2003-04	1,900	Niklas Backstrom	2008-09
57	Niklas Backstrom	2007-08	1.97	Niklas Backstrom	2006-07	1,498	Niklas Backstrom	2007-08
56	Manny Fernandez	2005-06	2.00	Dwayne Roloson	2002-03	1,482	Manny Fernandez	2005-06
47	Dwayne Roloson	2002-03	2.24	Manny Fernandez	2000-01	1,236	Dwayne Roloson	2002-03
46	Dwayne Roloson	2003-04		Manny Fernandez	2002-03	1,234	Dwayne Roloson	2003-04
42	Manny Fernandez	2001-02	2.29	Manny Fernandez	2005-06	1,055	Manny Fernandez	2000-01
	Manny Fernandez	2006-07	2.31	Niklas Backstrom	2007-08		Manny Fernandez	2006-07
40	Manny Fernandez	2000-01	2.33	Niklas Backstrom	2008-09	1,032	Manny Fernandez	2001-02
	Dwayne Roloson	2001-02	2.49	Manny Fernandez	2003-04	1,020	Dwayne Roloson	2001-02
37	Jamie McLennan	2000-01	2.55	Manny Fernandez	2006-07	966	Manny Fernandez	2003-04
MINUTES PLAYED (GOALTENDER)			SAVE PERCENTAGE (Min. 25 GP)			GOAL SUPPORT (Min. 25 GP)		
4,088	Niklas Backstrom	2008-09	.933	Dwayne Roloson	2003-04	2.74	Manny Fernandez	2005-06
3,411	Manny Fernandez	2005-06	.929	Niklas Backstrom	2006-07	2.69	Niklas Backstrom	2007-08
3,409	Niklas Backstrom	2007-08	.927	Dwayne Roloson	2002-03	2.67	Niklas Backstrom	2006-07
2,945	Dwayne Roloson	2002-03	.924	Manny Fernandez	2002-03		Niklas Backstrom	2008-09
2,847	Dwayne Roloson	2003-04	.923	Niklas Backstrom	2008-09	2.65	Manny Fernandez	2006-07
2,506	Dwayne Roloson	2001-02	.920	Manny Fernandez	2000-01	2.61	Manny Fernandez	2002-03
2,463	Manny Fernandez	2001-02		Niklas Backstrom	2007-08	2.56	Josh Harding	2007-08
2,461	Manny Fernandez	2000-01	.919	Manny Fernandez	2005-06	2.54	Dwayne Roloson	2001-02
2,422	Manny Fernandez	2006-07	.915	Manny Fernandez	2003-04	2.51	Manny Fernandez	2000-01
2,230	Jamie McLennan	2000-01	.911	Manny Fernandez	2006-07	2.32	Dwayne Roloson	2003-04

32 BACKSTROM

25 BELANGER

24 BOOGAARD

96 BOUCHARD

21 BRODZIAK

15 BRUNETTE

8 BURNS

22 CLUTTERBUCK

18 GILLIES

37 HARDING

14 HAVLAT

34 HNIDY

5 JOHNSON

9 KOIVU

20 MIETTINEN

11 NOLAN

67 POULIOT

55 SCHULTZ

36 SCOTT

51 SHEPPARD

12 WELLER

6 ZANON

3 ZIDLICKY



BEST & WORST STARTS IN HISTORY...

GAME	RECORD	PTS	LAST TIME...
1	1-0-0	2	2008-09 (5x)
2	2-0-0	4	2008-09 (3x)
3	3-0-0	6	2008-09 (3x)
4	4-0-0	8	2008-09 (3x)
5	5-0-0	10	2007-08 (2x)
6	6-0-0	12	2006-07
7	6-0-1	13	2008-09 (2x)
8	7-0-1	15	2007-08
9	8-1-0	16	2006-07
10	9-1-0	18	2006-07
11	9-2-0	18	2006-07 (2x)
12	10-2-0	20	2006-07
13	10-3-0	20	2006-07 (2x)
14	10-4-0	20	2006-07 (2x)
15	11-4-0	22	2006-07 (2x)
16	11-4-1	23	2008-09
17	11-5-1	23	2008-09
18	12-6-0	24	2006-07
19	12-6-1	25	2008-09 (3x)
20	11-5-4	26	2002-03
21	12-5-4	28	2002-03
22	13-5-4	30	2002-03
23	13-6-4	30	2002-03
24	15-8-1	31	2008-09
25	15-9-1	31	2008-09 (2x)
26	13-9-2	32	2007-08 (2x)
27	13-7-7	33	2002-03
28	14-7-7	35	2002-03
29	15-7-7	37	2002-03
30	16-7-7	39	2002-03
31	16-8-7	39	2002-03
32	17-8-7	41	2002-03
33	18-8-7	43	2002-03
34	18-9-7	43	2002-03
35	18-10-7	43	2002-03
36	18-11-7	43	2002-03
37	21-14-2	44	2007-08 (2x)
38	22-14-2	46	2007-08 (2x)
39	20-11-8	48	2002-03
40	21-11-8	50	2002-03
41	21-12-8	50	2002-03
42	21-13-8	50	2002-03
43	24-17-2	50	2007-08 (2x)
44	25-17-2	52	2007-08 (2x)
45	26-17-2	54	2007-08
46	26-17-3	55	2007-08
47	26-18-3	55	2007-08
48	27-18-3	57	2007-08
49	25-16-8	58	2002-03
50	28-19-3	59	2007-08
51	29-19-3	61	2007-08
52	30-19-3	63	2007-08
53	30-19-4	64	2007-08
54	30-20-4	64	2007-08
55	31-20-4	66	2007-08
56	32-20-4	68	2007-08
57	32-21-4	68	2007-08
58	33-21-4	70	2007-08
59	34-21-4	72	2007-08
60	34-21-5	73	2007-08
61	34-22-5	73	2007-08
62	34-23-5	73	2007-08 (2x)
63	35-23-5	75	2006-07
64	35-23-6	76	2006-07
65	36-23-6	78	2006-07
66	37-24-5	79	2007-08 (2x)
67	37-25-5	79	2007-08 (2x)
68	37-24-7	81	2006-07
69	38-24-7	83	2006-07
70	39-24-7	85	2006-07
71	40-24-7	87	2006-07
72	41-24-7	89	2006-07
73	42-24-7	91	2006-07
74	43-24-7	93	2006-07
75	44-24-7	95	2006-07
76	45-24-7	97	2006-07
77	45-24-8	98	2006-07
78	45-25-8	98	2006-07
79	45-26-8	98	2006-07
80	46-26-8	100	2006-07
81	47-26-8	102	2006-07
82	48-26-8	104	2006-07

GAME	RECORD	PTS	LAST TIME...
1	0-1-0	0	2003-04 (2x)
2	0-2-0	0	2000-01
3	0-2-1	1	2000-01
4	0-3-1	1	2000-01
5	0-4-1	1	2000-01
6	1-4-1	3	2003-04 (2x)
7	1-5-1	3	2003-04 (2x)
8	1-5-2	4	2000-01
9	2-6-1	5	2003-04 (2x)
10	1-6-3	5	2000-01
11	2-6-3	7	2000-01
12	2-7-3	7	2000-01
13	2-8-3	7	2000-01
14	3-8-3	9	2000-01
15	3-9-3	9	2000-01
16	3-10-3	9	2000-01
17	4-10-3	11	2000-01
18	4-10-4	12	2000-01
19	4-11-4	12	2000-01
20	4-12-4	12	2000-01
21	5-12-4	14	2000-01
22	5-12-5	15	2000-01
23	6-12-5	17	2000-01
24	7-12-5	19	2000-01
25	7-13-5	19	2000-01
26	7-14-5	19	2000-01
27	7-15-5	19	2000-01
28	8-15-5	21	2000-01
29	8-15-6	22	2000-01
30	8-16-6	22	2000-01
31	8-16-7	23	2000-01
32	8-17-7	23	2000-01
33	9-17-7	25	2000-01
34	9-17-8	26	2000-01
35	10-17-8	28	2000-01
36	11-17-8	30	2000-01
37	11-17-9	31	2000-01
38	12-17-9	33	2000-01
39	12-17-10	34	2000-01
40	13-17-10	36	2000-01
41	13-18-10	36	2000-01
42	14-18-10	38	2000-01
43	14-19-10	38	2000-01
44	14-20-10	38	2000-01
45	14-21-10	38	2000-01
46	15-21-10	40	2000-01
47	16-21-10	42	2000-01
48	16-22-10	42	2000-01
49	17-22-10	44	2000-01
50	17-21-12	46	2001-02 (2x)
51	17-22-12	46	2001-02
52	17-22-13	47	2001-02
53	17-22-14	48	2001-02
54	17-23-14	48	2001-02
55	17-24-14	48	2001-02
56	17-25-14	48	2001-02
57	17-26-14	48	2001-02
58	18-26-14	50	2001-02
59	18-26-15	51	2001-02
60	18-27-15	51	2001-02
61	19-27-15	53	2001-02
62	19-28-15	53	2001-02
63	19-28-16	54	2001-02
64	20-28-16	56	2001-02 (2x)
65	21-28-16	58	2001-02 (2x)
66	23-30-13	59	2000-01
67	23-31-13	59	2000-01
68	24-31-13	61	2000-01
69	24-31-14	62	2000-01
70	24-31-15	63	2000-01
71	24-32-15	63	2000-01
72	24-33-15	63	2000-01
73	24-34-15	63	2000-01
74	24-34-16	64	2000-01
75	24-35-16	64	2000-01
76	24-35-17	65	2000-01
77	24-36-17	65	2000-01
78	24-37-17	65	2000-01
79	24-38-17	65	2000-01
80	24-38-18	66	2000-01
81	25-38-18	68	2000-01
82	25-39-18	68	2000-01

ALL-TIME OVERTIME RESULTS



SEASON	REGULAR SEASON			
	OT GAMES	HOME (W-L-T)	ROAD (W-L-T)	TOTAL (W-L-T)
2000-01	22	2-4-10	2-1-3	4-5-13
2001-02	21	0-5-8	0-4-4	0-9-12
2002-03	19	5-0-3	3-1-7	8-1-10
2003-04	24	1-2-7	0-1-13	1-3-20
2005-06*	13	3-2	3-5	6-7
2006-07*	25	12-5	5-3	17-8
2007-08*	19	6-5	3-5	9-10
2008-09*	17	4-7	4-2	8-9
TOTALS	160	33-30-28	20-22-27	53-52-55

OPPONENT	DATE	SITE	RESULT	GW/GT GOAL (time of goal)
Anaheim (3-2-2)	12/8/00	Minnesota	1-0 Loss	Oleg Tverdokovsky (0:21 of OT)
	1/11/02	Minnesota	2-2 Tie	Paul Kariya (11:34 of 2nd)
	1/23/02	Anaheim	3-2 Loss	Keith Carney (4:02 of OT)
	1/20/03	Anaheim	2-1 Win	Antti Laaksonen (2:53 of OT)
	11/30/03	Minnesota	1-1 Tie	Sandis Ozolinsh (18:35 of 2nd)
	11/6/05	Anaheim	4-3 Win	Randy Robitaille (Shootout)
Atlanta (0-1-1)	10/27/06	Minnesota	3-2 Win	Mikko Koivu (Shootout)
	1/3/01	Minnesota	1-1 Tie	Donald Audette (4:36 of 1st)
	3/7/08	Atlanta	3-2 Loss	Erik Christensen (Shootout)
Buffalo (0-1-0)	10/23/08	Minnesota	4-3 Loss	Derek Roy (0:44 of OT)
	11/5/00	Calgary	3-2 Win	Antti Laaksonen (3:11 of OT)
	11/22/00	Minnesota	1-1 Tie	Marc Savard (3:37 of 3rd)
Calgary (4-6-4)	3/1/01	Calgary	1-1 Tie	Jason Wiemer (14:48 of 3rd)
	1/28/02	Minnesota	3-2 Loss	Jarome Iginla (0:46 of OT)
	10/22/02	Minnesota	4-3 Win	Cliff Ronning (1:58 of OT)
	12/5/02	Calgary	1-1 Tie	Andrew Brunette (13:27 of 1st)
	12/29/03	Calgary	2-2 Tie	Richard Park (2:45 of 3rd)
	12/7/06	Minnesota	3-2 Win	Mikko Koivu (Shootout)
	1/26/07	Minnesota	2-1 Win	Pavol Demitra (Shootout)
	2/28/07	Calgary	2-1 Loss	Jarome Iginla (Shootout)
	3/27/07	Minnesota	1-0 Loss	Alex Tanguay (Shootout)
	1/16/08	Minnesota	3-2 Loss	Kristian Huselius (Shootout)
	12/17/08	Minnesota	3-2 Loss	Todd Bertuzzi (3:48 of OT)
	2/19/09	Minnesota	3-2 Loss	Adrian Aucoin (3:50 of OT)
Carolina (0-0-2)	12/13/00	Minnesota	1-1 Tie	Jeff O'Neill (9:13 of 2nd)
	2/27/04	Minnesota	3-3 Tie	Ron Francis (15:45 of 3rd)
	12/26/02	Chicago	2-2 Tie	Theoren Fleury (3:06 of 3rd)
Chicago (4-0-1)	3/28/03	Minnesota	4-3 Win	Richard Park (1:14 of OT)
	12/05/06	Minnesota	3-2 Win	Pierre-Marc Bouchard (Shootout)
	12/09/06	Minnesota	5-4 Win	Mark Parrish (3:18 of OT)
	1/14/07	Chicago	4-3 Win	Pavol Demitra (Shootout)
	12/16/01	Minnesota	3-2 Loss	Joe Sakic (4:09 of OT)
Colorado (6-5-3)	10/27/02	Colorado	3-3 Tie	Antti Laaksonen (14:50 of 3rd)
	10/29/02	Minnesota	3-2 Win	Lubomir Sekeras (3:43 of OT)
	11/29/02	Minnesota	2-2 Tie	Antti Laaksonen (4:25 of 3rd)
	11/04/03	Colorado	4-4 Tie	Steve Konowalchuk (11:55 of 3rd)
	3/31/04	Minnesota	5-4 Win	Marc Chouinard (0:53 of OT)
	10/5/06	Minnesota	3-2 Win	Todd White (1:03 of OT)
	11/18/06	Minnesota	2-1 Loss	Joe Sakic (Shootout)
	1/6/07	Minnesota	2-1 Loss	Milan Hejduk (Shootout)
	3/11/07	Minnesota	3-2 Win	Brent Burns (4:41 of OT)
	3/30/08	Minnesota	3-2 Win	Marian Gaborik (3:10 of OT)

32 BACKSTROM
25 BELANGER
24 BOOGAARD
96 BOUCHARD
21 BRODZIAK
15 BRUNETTE
8 BURNS
22 CLUTTERBUCK
18 GILLIES
37 HARDING
14 HAVLAT
34 HNIDY
5 JOHNSON
9 KOIVU
20 MIETTINEN
11 NOLAN
67 POULIOT
55 SCHULTZ
36 SCOTT
51 SHEPPARD
12 WELLER
6 ZANON
3 ZIDLICKY



ALL-TIME OVERTIME RESULTS

OPPONENT	DATE	SITE	RESULT	GW/OT GOAL (time of goal)
	4/6/08	Colorado	4-3 Loss	Wojtek Wolski (Shootout)
	3/12/09	Colorado	2-1 Loss	Wojtek Wolski (Shootout)
	3/17/09	Minnesota	3-2	Marek Zidlicky (Shootout)
Columbus (3-3-1)	1/17/01	Minnesota	3-2 Win	Sean O'Donnell (3:53 of OT)
	2/12/02	Columbus	3-3 Tie	Sergei Zholtok (17:28 of 3rd)
	1/31/04	Columbus	2-1 Loss	Anders Eriksson (2:59 of OT)
	10/28/05	Columbus	2-1 Loss	Trevor Letowski (Shootout)
	11/30/05	Minnesota	3-2 Loss	Jaroslav Balastik (Shootout)
	12/29/06	Minnesota	4-3 Win	Wes Walz (1:29 of OT)
	11/15/08	Minnesota	3-2 Win	Marek Zidlicky (Shootout)
Dallas (2-3-1)	4/10/02	Dallas	4-4 Tie	Andrew Brunette (8:41 of 3rd)
	3/21/03	Dallas	3-2 Win	Wes Walz (1:30 of OT)
	12/2/06	Dallas	4-3 Loss	Jussi Jokinen (Shootout)
	1/20/07	Minnesota	2-1 Loss	Stu Barnes (Shootout)
	2/20/07	Minnesota	2-1 Win	Mikko Koivu (Shootout)
	3/14/09	Dallas	3-2 Loss	Nicklas Grossman (2:23 of OT)
Detroit (3-3-3)	1/5/01	Minnesota	3-2 Win	Filip Kuba (2:58 of OT)
	3/11/01	Minnesota	3-2 Loss	Brendan Shanahan (0:37 of OT)
	12/26/01	Minnesota	3-3 Tie	Luc Robitaille (13:34 of 3rd)
	11/15/03	Minnesota	1-1 Tie	Steve Yzerman (12:18 of 3rd)
	12/26/03	Detroit	2-2 Tie	Kris Draper (7:23 of 3rd)
	12/23/06	Minnesota	3-2 Win	Pierre-Marc Bouchard (0:45 of OT)
	1/10/08	Detroit	6-5 Win	Marian Gaborik (Shootout)
	2/5/08	Minnesota	3-2 Loss	Brett Lebda (1:37 of OT)
	1/3/09	Minnesota	3-2 Loss	Pavel Datsyuk (Shootout)
Edmonton (5-4-4)	11/12/00	Minnesota	5-4 Loss	Doug Weight (1:24 of OT)
	4/4/01	Edmonton	2-2 Tie	Doug Weight (19:12 of 3rd)
	10/14/01	Minnesota	3-3 Tie	Rem Murray (3:26 of 3rd)
	4/2/02	Edmonton	2-1 Loss	Mike Grier (2:15 of OT)
	12/3/02	Edmonton	2-1 Loss	Mike York (1:29 of OT)
	1/2/03	Edmonton	2-1 Win	Jim Dowd (4:16 of OT)
	12/18/03	Edmonton	1-1 Tie	Brad Isbister (19:59 of 3rd)
	12/30/03	Edmonton	2-2 Tie	Mike York (17:43 of 3rd)
	4/6/06	Minnesota	2-1 Win	Brian Rolston (Shootout)
	10/25/07	Edmonton	5-4 Loss	Ales Hemsky (Shootout)
	12/29/07	Minnesota	5-4 Win	Petteri Nummelin (1:50 of OT)
	2/8/09	Minnesota	3-2 Win	Mikko Koivu (Shootout)
Florida (0-0-1)	10/22/00	Minnesota	0-0 Tie	Scoreless Tie
Los Angeles (3-4-5)	11/18/01	Minnesota	2-2 Tie	Steve Heinze (7:29 of 3rd)
	11/19/02	Minnesota	2-2 Tie	Sergei Zholtok (5:48 of 3rd)
	1/14/03	Minnesota	2-2 Tie	Nick Schultz (8:06 of 2nd)
	1/26/04	Los Angeles	2-2 Tie	Luc Robitaille (17:56 of 3rd)
	03/04/04	Los Angeles	1-1 Tie	Jason Wiemer (17:43 of 3rd)
	10/09/05	Los Angeles	2-1 Loss	Pavol Demitra (3:31 of OT)
	3/07/06	Minnesota	3-2 Loss	Lubomir Visnovsky (1:21 of OT)
	10/18/06	Los Angeles	2-1 Win	Marian Gaborik (0:25 of OT)
	11/11/06	Los Angeles	3-2 Win	Todd White (Shootout)
	10/16/07	Los Angeles	4-3 Loss	Mike Cammalleri (Shootout)
	3/2/08	Minnesota	2-1 Win	Martin Skoula (3:45 of OT)
	2/24/09	Minnesota	2-1 Loss	Drew Doughty (Shootout)
Montreal (1-1-1)	10/24/00	Montreal	2-2 Tie	Eric Weinrich (13:22 of 3rd)
	1/29/04	Minnesota	3-2 Loss	Richard Zednik (4:32 of OT)
	12/17/05	Minnesota	4-3 Win	Kurtis Foster (3:13 of OT)
Nashville (2-0-5)	3/21/01	Minnesota	0-0 Tie	Scoreless Tie
	1/10/02	Nashville	2-2 Tie	Greg Johnson (16:46 of 2nd)
	3/6/03	Nashville	2-2 Tie	Pascal Dupuis (8:28 of 2nd)
	12/23/03	Minnesota	3-3 Tie	Jason Wiemer (16:55 of 2nd)
	1/12/04	Minnesota	3-3 Tie	Sergei Zholtok (19:46 of 3rd)
	11/16/06	Nashville	7-6 Win	Brian Rolston (Shootout)

ALL-TIME OVERTIME RESULTS



OPPONENT	DATE	SITE	RESULT	GW/OT GOAL (time of goal)
	2/17/08	Minnesota	5-4 Win	Marian Gaborik (4:55 of OT)
New Jersey (0-2-2)	1/26/02	Minnesota	2-2 Tie	Stacy Roest (13:07 of 2nd)
	2/17/04	New Jersey	4-4 Tie	Brian Gionta (13:33 of 3rd)
	12/3/05	New Jersey	3-2 Loss	Victor Kozlov (Shootout)
	3/13/08	Minnesota	4-3 Loss	Jamie Langenbrunner (Shootout)
N.Y. Islanders (1-0-0)	2/9/08	Minnesota	4-3 Win	Brent Burns (2:34 of OT)
N.Y. Rangers (0-1-0)	3/5/02	Minnesota	3-2 Loss	Brian Leetch (3:44 of OT)
Ottawa (0-1-1)	12/20/00	Minnesota	2-2 Tie	Darby Hendrickson (5:37 of 3rd)
	3/12/02	Minnesota	4-3 Loss	Magnus Arvedson (1:41 of OT)
Philadelphia (0-0-1)	10/11/00	Minnesota	3-3 Tie	Eric Desjardins (10:37 of 3rd)
Phoenix (0-2-3)	12/29/00	Minnesota	2-2 Tie	Jim Dowd (3:48 of 3rd)
	11/20/01	Phoenix	2-1 Loss	Claude Lemieux (4:36 of OT)
	3/17/02	Minnesota	2-2 Tie	Marian Gaborik (17:43 of 3rd)
	3/7/04	Phoenix	1-1 Tie	Andrew Brunette (18:26 of 1st)
	3/22/04	Minnesota	3-2 Loss	Mike Comrie (4:35 of OT)
Pittsburgh (1-0-1)	11/14/02	Minnesota	1-1 Tie	Richard Park (8:10 of 2nd)
	11/18/08	Pittsburgh	2-1 Win	Marek Zidlicky (Shootout)
San Jose (3-3-2)	10/6/01	San Jose	0-0 Tie	Scoreless Tie
	10/16/01	Minnesota	3-3 Tie	Mike Ricci (17:28 of 3rd)
	10/31/02	Minnesota	2-1 Win	Sergei Zholtok (4:50 of 3rd)
	2/3/06	San Jose	3-2 Win	Brian Rolston (Shootout)
	3/9/08	Minnesota	3-2 Loss	Patrick Marleau (Shootout)
	3/19/08	San Jose	4-3 Loss	Jeremy Roenick (Shootout)
	12/31/08	Minnesota	3-2 Win	Brent Burns (1:38 of OT)
	3/5/09	San Jose	4-3 Win	Mikko Koivu (4:46 of OT)
	3/10/09	Minnesota	5-4 Loss	Christian Ehrhoff (3:34 of OT)
St. Louis (3-3-5)	3/6/01	Minnesota	3-3 Tie	Cam Stewart (17:59 of 3rd)
	3/14/01	Minnesota	1-0 Loss	Scott Young (3:09 of OT)
	10/19/01	Minnesota	3-2 Loss	Keith Tkachuk (0:46 of OT)
	12/2/01	Minnesota	4-4 Tie	Al Macinnis (17:59 of 3rd)
	10/12/02	St. Louis	2-2 Tie	Andrew Brunette (19:44 of 3rd)
	1/5/04	St. Louis	1-1 Tie	Andrei Zyuzin (13:25 of 2nd)
	1/17/04	St. Louis	2-2 Tie	Doug Weight (18:23 of 3rd)
	3/10/06	St. Louis	2-1 Loss	Lee Stempniak (0:25 of OT)
	4/04/06	Minnesota	5-4 Win	Brian Rolston (Shootout)
	11/30/07	Minnesota	3-2 Win	Marian Gaborik (2:21 of OT)
	2/10/08	St. Louis	2-1 Win	Brent Burns (Shootout)
Tampa Bay (1-0-1)	3/17/03	Tampa Bay	3-3 Tie	Andrew Brunette (15:35 of 3rd)
	10/18/08	Tampa Bay	1-0 Win	Antti Miettinen (Shootout)
Vancouver (6-7-5)	1/30/01	Vancouver	3-2 Loss	Mattias Ohlund (1:43 of OT)
	3/4/01	Vancouver	4-3 Win	Aaron Gavey (2:26 of OT)
	3/25/01	Minnesota	2-2 Tie	Filip Kuba (4:23 of 3rd)
	4/5/02	Vancouver	5-4 Loss	Brendan Morrison (2:23 of OT)
	1/28/03	Vancouver	2-2 Tie	Sergei Zholtok (9:38 of 3rd)
	10/18/03	Minnesota	2-2 Tie	Henrik Sedin (18:28 of 3rd)
	12/06/03	Vancouver	1-1 Tie	Trevor Linden (17:08 of 3rd)
	3/10/04	Vancouver	1-1 Tie	Geoff Sanderson (15:43 of 3rd)
	2/12/06	Vancouver	3-2 Loss	Daniel Sedin (1:26 of OT)
	3/31/06	Vancouver	2-1 Win	Mikko Koivu (Shootout)
	10/10/06	Minnesota	2-1 Win	Petteri Nummelin (Shootout)
	2/14/07	Minnesota	3-2 Loss	Sami Salo (4:20 of OT)
	3/4/07	Vancouver	4-3 Loss	Daniel Sedin (Shootout)
	3/11/07	Vancouver	3-2 Win	Brent Burns (4:24 of OT)
	2/14/08	Vancouver	5-4 Win	Mikko Koivu (Shootout)
	2/20/08	Minnesota	3-2 Loss	Daniel Sedin (3:18 of OT)
	1/31/09	Vancouver	4-3 Win	Marc-Andre Bergeron (1:52 of OT)
	3/31/09	Minnesota	2-1 Loss	Henrik Sedin (4:00 of OT)
Washington (1-0-0)	10/12/06	Minnesota	3-2 Win	Mikko Koivu (Shootout)

32 BACKSTROM
25 BELANGER
24 BOOGAARD
96 BOUCHARD
21 BRODZIAK
15 BRUNETTE
8 BURNS
22 CLUTTERBUCK
18 GILLIES
37 HARDING
14 HAVLAT
34 HNIDY
5 JOHNSON
9 KOIVU
20 MIETTINEN
11 NOLAN
67 POULIOT
55 SCHULTZ
36 SCOTT
51 SHEPPARD
12 WELLER
6 ZANON
3 ZIDLICKY



ALL-TIME SHOOTOUT RESULTS

SEASON	SHOOTOUTS	HOME	ROAD	TOTAL
2005-06	8	2-1	3-2	5-3
2006-07	17	7-4	3-3	10-7
2007-08	11	0-3	3-5	3-8
2008-09	8	3-2	2-1	5-3
TOTALS	44	12-10	11-11	23-21

OPPONENT	DATE	SITE	WILD	OPP	GOALTENDERS	DECIDING GOAL
Anaheim (2-0)	11/06/05	Anaheim	2-3	1-3	Fernandez/Giguere	Randy Robitaille
	10/27/06	Minnesota	1-2	0-3	Fernandez/Giguere	Mikko Koivu
Atlanta (0-1)	03/07/08	Atlanta	0-3	1-3	Backstrom/Hedberg	Erik Christensen
Calgary (2-3)	12/07/06	Minnesota	2-2	1-3	Fernandez/Kiprusoff	Mikko Koivu
	01/26/07	Minnesota	2-2	0-2	Backstrom/Kiprusoff	Pavol Demitra
	02/28/07	Calgary	0-3	1-3	Harding/Kiprusoff	Jarome Iginla
	03/24/07	Minnesota	0-2	2-2	Backstrom/Kiprusoff	Alex Tanguay
	01/16/08	Minnesota	0-2	2-3	Backstrom/Kiprusoff	Kristian Huselius
Chicago (2-0)	12/05/06	Minnesota	3-6	2-6	Fernandez/Khabibulin	Pierre-Marc Bouchard
	1/14/07	Minnesota	1-2	0-3	Fernandez/Khabibulin	Pavol Demitra
Colorado (1-4)	11/18/06	Minnesota	1-3	2-3	Backstrom/Budaj	Joe Sakic
	1/6/07	Minnesota	1-4	2-4	Fernandez/Budaj	Milan Hejduk
	4/6/08	Colorado	0-2	2-2	Harding/Theodore	Wojtek Wolski
	3/12/09	Colorado	2-2	0-2	Backstrom/Budaj	Wojtek Wolski
	3/17/09	Minnesota	2-3	1-3	Backstrom/Budaj	Marek Zidlicky
Columbus (1-2)	10/28/05	Columbus	1-8	2-8	Roloson/Prusek	Trevor Letowski
	11/30/05	Minnesota	0-3	1-3	Fernandez/Leclaire	Jaroslav Balastik
	11/15/08	Minnesota	2-3	0-2	Backstrom/Mason	Marek Zidlicky
Dallas (1-2)	12/02/06	Dallas	1-3	3-3	Backstrom/Turco	Jussi Jokinen
	1/20/07	Minnesota	2-9	3-9	Backstrom/Turco	Stu Barnes
	2/20/07	Minnesota	1-3	0-3	Backstrom/Turco	Mikko Koivu
Detroit (1-1)	1/10/08	Detroit	2-3	1-3	Harding/Osgood	Marian Gaborik
	1/03/08	Minnesota	0-3	1-2	Harding/Osgood	Pavel Datsyuk
Edmonton (2-1)	4/06/06	Minnesota	2-3	1-3	Fernandez/Roloson	Brian Rolston
	10/25/07	Edmonton	1-3	2-3	Harding/Roloson	Ales Hemsky
	2/8/09	Minnesota	1-4	0-4	Backstrom/Roloson	Mikko Koivu
Los Angeles (1-2)	11/11/06	Los Angeles	3-6	2-6	Fernandez/Garon	Todd White
	10/16/07	Los Angeles	1-2	3-3	Backstrom/Aubin	Mike Cammalleri
	2/24/09	Minnesota	1-4	2-4	Backstrom/Quick	Drew Doughty
Nashville (1-0)	11/16/06	Nashville	3-4	2-4	Backstrom/Mason	Brian Rolston
New Jersey (0-2)	12/03/05	New Jersey	0-3	1-3	Fernandez/Brodeur	Victor Kozlov
	03/13/08	Minnesota	0-3	1-3	Backstrom/Brodeur	Jamie Langenbrunner
San Jose (1-2)	02/02/06	San Jose	1-5	0-5	Fernandez/Toskala	Brian Rolston
	03/09/08	Minnesota	1-3	2-3	Backstrom/Nabokov	Patrick Marleau
	03/19/08	Minnesota	1-3	2-3	Backstrom/Nabokov	Jeremy Roenick
St. Louis (2-0)	04/04/06	Minnesota	2-3	1-3	Harding/Divis	Brian Rolston
	02/10/08	St. Louis	2-6	1-6	Harding/Legace	Brent Burns
Tampa Bay (1-0)	10/18/08	Tampa Bay	1-2	0-3	Backstrom/Smith	Antti Miettinen
Vancouver (3-1)	03/31/06	Vancouver	1-3	0-3	Fernandez/Auld	Mikko Koivu
	10/10/06	Minnesota	3-4	2-4	Fernandez/Luongo	Petteri Nummelin
	03/04/07	Vancouver	2-6	3-6	Backstrom/Luongo	Daniel Sedin
	02/14/08	Vancouver	2-3	1-3	Backstrom/Luongo	Mikko Koivu
Washington (1-0)	10/12/06	Minnesota	1-2	0-3	Fernandez/Johnson	Mikko Koivu

ALL-TIME SHOOTOUT STATISTICS



GOALTENDER	RECORD	GA	SV	ATT	SV%
Niklas Backstrom	9-13	32	32	74	.568
Manny Fernandez	11-3	13	38	51	.745
Josh Harding	3-4	9	13	22	.591
Dwayne Roloson	0-1	2	6	8	.750
TOTALS	23-21	56	89	155	.574

SHOOTER	1ST	2ND	3RD	SD	TOTAL	S%	GWG
Mikko Koivu	5/11	6/15	2/5	2/3	15/34	42.4	7
Brian Rolston	1/1	2/8	3/10	3/5	9/24	37.5	4
Petteri Nummelin	2/3	1/2	2/2	3/3	8/10	80.0	1
Pavol Demitra	6/16	0/1	1/1		7/18	38.9	2
Marek Zidlicky	1/2	1/2	1/1		3/5	60.0	3
Antti Miettinen	0/1	1/2	2/2		3/5	60.0	1
Brent Burns	1/1	1/4	0/1	1/2	3/8	37.5	1
Todd White	0/2	1/1		1/1	2/4	50.0	1
Pierre-Marc Bouchard	0/1	0/2	1/2	1/6	2/11	20.0	1
Randy Robitaille		1/1	0/2	0/1	1/4	25.0	1
Marian Gaborik	0/3	0/6	1/3	0/1	1/13	7.7	1
Wes Walz			0/1	0/1	0/2	0.0	0
Mark Parrish				0/2	0/2	0.0	0
Eric Belanger			0/1		0/1	0.0	0
Andrew Brunette	0/1				0/1	0.0	0
Marc Chouinard				0/1	0/1	0.0	0
Alexandre Daigle				0/1	0/1	0.0	0
Pascal Dupuis				0/1	0/1	0.0	0
Krys Kolanos	0/1				0.1	0.0	0
Filip Kuba				0/1	0/1	0.0	0
Owen Nolan	0/1				0/1	0.0	
Daniel Tjarnqvist				0/1	0/1	0.0	0
TOTAL	16/44	14/44	13/31	11/31	54/150	36.0	23

32 BACKSTROM

25 BELANGER

24 BOOGAARD

96 BOUCHARD

21 BRODZIAK

15 BRUNETTE

8 BURNS

22 CLUTTERBUCK

18 GILLIES

37 HARDING

14 HAVLAT

34 HNIDY

5 JOHNSON

9 KOIVU

20 MIETTINEN

11 NOLAN

67 POULIOT

55 SCHULTZ

36 SCOTT

51 SHEPPARD

12 WELLER

6 ZANON

3 ZIDLICKY



ALL-TIME SHUTOUTS

BY THE WILD (49)

2008-09 (8)		
10/18/08 @TB 1-0 (SO)	(Backstrom-32 sv)	
11/13/08 vs. PHX 4-0	(Backstrom-24 sv)	
12/3/08 vs. STL 4-0	(Backstrom-22 sv)	
1/4/09 @COL 2-0	(Backstrom-33 sv)	
1/6/09 @BOS 1-0	(Backstrom-28 sv)	
2/4/09 vs. ANA 3-0	(Backstrom-34 sv)	
3/22/09 vs. EDM 3-0	(Backstrom-31 sv)	
4/3/09 vs. CGY 4-0	(Backstrom-27 sv)	

2007-08 (5)

10/4/07 vs. CHI 1-0	(Backstrom-27 sv)
10/10/07 vs. EDM 2-0	(Backstorm-21 sv)
10/14/07 @ ANA 2-0	(Harding-37 sv)
3/15/08 vs. LA 2-0	(Backstrom-24 sv)
3/28/08 vs. VAN 4-0	(Backstrom-28 sv)

2006-07 (8)

10/14/06 vs. CBJ 5-0	(Fernandez-24 sv)
11/24/06 vs. PHX 4-0	(Backstrom-28 sv)
01/19/07 @CHI 3-0	(Fernandez-24 sv)
02/03/07 @PHX 1-0	(Backstrom-29 sv)
03/01/07 @ EDM 5-0	(Harding-30 sv)
03/27/07 vs. CGY 0-1	(Backstrom-24 sv)
04/03/07 vs. EDM 3-0	(Backstrom-25 sv)
04/05/07 vs. EDM 3-0	(Backstrom-22 sv)

2005-06 (3)

10/12/05 vs. VAN 6-0	(Roloson-33 sv)
12/08/05 @ PIT 5-0	(Fernandez-22 sv)
04/11/06 vs. CHI 2-0	(Harding-27 sv)

2003-04 (7)

11/07/03 @CGY 3-0	(Roloson-34 sv)
11/11/03 vs. VAN 1-0	(Roloson-29 sv)
12/03/03 vs. EDM 1-0	(Fernandez-34 sv)
2/02/04 vs. STL 4-0	(Roloson-24 sv)
2/13/04 vs. EDM 3-0	(Roloson-28 sv)
3/18/04 @BOS 2-0	(Fernandez-31 sv)
4/04/04 vs. STL 3-0	(Roloson-24 sv)

2002-03 (6)

11/16/02 vs. WSH 1-0	(Roloson-17 sv)
2/10/03 @PHI 1-0	(Fernandez-30 sv)
2/12/03 vs. PHI 2-0	(Roloson-31 sv)

2/25/03 @OTT 3-0	(Roloson-28 sv)
3/23/03 vs. DET 4-0	(Roloson-33 sv)
3/31/03 vs. CGY 3-0	(Fernandez-26 sv)
2001-02 (6)	
10/6/01 @SJ 0-0	(Roloson-36 sv)
11/21/01 @SJ 2-0	(Fernandez-22 sv)
11/29/01 vs. FLA 6-0	(Roloson-29 sv)
1/2/02 vs. TB 2-0	(Roloson-36 sv)
3/7/02 @STL 3-0	(Roloson-28 sv)
3/10/02 vs. CBJ 5-0	(Roloson-14 sv)

2000-01 (6)

10/22/00 vs. FLA 0-0	(McLennan-24 sv)
11/24/00 vs. CHI 2-0	(Fernandez-27 sv)
12/17/00 vs. DAL 6-0	(Fernandez-24 sv)
1/10/01 vs. WSH 3-0	(Fernandez-17 sv)
1/24/01 @ANA 5-0	(Fernandez-20 sv)
3/21/01 vs. NSH 0-0	(McLennan-27 sv)

BY THE OPPONENT (54)

2008-09 (6)		
10/18/08 @TB 1-0 (SO)	(Smith-21 sv)	
11/8/08 @VAN 2-0	(Luongo-29 sv)	
12/6/08 @NSH 1-0	(Rinne-32 sv)	
1/17/09 vs. ANA 3-0	(Hiller-30 sv)	
2/6/09 vs. NSH 2-0	(Dan Ellis-22 sv)	
3/20/09 @NJ 4-0	(Brodeur-35 sv)	

2007-08 (4)

11/23/07 vs. CBJ 4-0	(Leclaire-32 sv)
12/7/07 at DET 5-0	(Hasek-19 sv)
2/7/08 vs. DAL 1-0	(Smith-25 sv)
2/20/08 @CHI 3-0	(Khabibulin-38 sv)

2006-07 (4)

12/01/06 vs. DET 3-0	(Hasek-20 sv)
01/09/07 @CGY 3-0	(Kiprusoff-26 sv)
03/06/07 vs. SJ 3-0	(Nabokov-26 sv)
03/27/07 vs. CGY 1-0	(Kiprusoff-38 sv)

2005-06 (1)

11/01/05 @CGY 3-0	(Kiprusoff-23 sv)
-------------------	-------------------

2003-04 (9)

10/08/03 @CHI 1-0	(Thibault-33 sv)
-------------------	------------------

11/13/03 vs. EDM 2-0	(Conklin-22 sv)
12/11/03 vs. TOR 1-0	(Belfour-28 sv)
1/09/04 vs. PHX 2-0	(Boucher-21 sv)
1/19/04 @NSH 2-0	(Vokoun-26 sv)
1/24/04 @SJ 4-0	(Nabokov-24 sv)
2/26/04 @NSH 4-0	(Vokoun-27 sv)
3/04/04 @ANA 2-0	(Giguere-28 sv)
3/24/04 @CBJ 2-0	(Denis-20 sv)

2002-03 (8)

11/10/02 @ ANA 1-0	(Giguere-26 sv)
11/27/03 @ DAL 5-0	(Turco-18 sv)
1/14/03 vs. BUF 1-0	(Miller-22 sv)
1/18/03 vs. ANA 1-0	(Giguere-33 sv)
3/1/03 @STL 2-0	(Sanford-27 sv)
3/15/03 @CBJ 5-0	(Denis-24 sv)
3/25/03 @DET 4-0	(Joseph-18 sv)
4/2/03 @CBJ 3-0	(Denis-27 sv)

2001-02 (8)

10/6/01 @SJ 0-0	(Nabokov-19 sv)
11/4/01 vs. DET 2-0	(Hasek-21 sv)
11/11/01 vs. VAN 5-0	(Cloutier-18 sv)
11/14/01 vs. COL 1-0	(Roy-26 sv)
1/15/02 @ CAR 2-0	(Irlbe-22 sv)
1/30/02 vs. LA 2-0	(Potvin-20 sv)
2/8/02 vs. COL 6-0	(Aebischer-24 sv)
2/13/02 vs. DET 2-0	(Hasek-21 sv)

2000-01 (14)

10/13/00 @STL 2-0	(Johnson-16 sv)
10/22/00 vs. FLA 0-0	(Luongo-20 sv)
11/3/00 @EDM 3-0	(Salo-20 sv)
11/7/00 @COL 2-0	(Roy-23 sv)
11/8/00 vs. CGY 1-0	(Vernon-22 sv)
11/30/00 @PHX 2-0	(Esche-30 sv)
12/8/00 vs. ANA 1-0	(Hebert-27 sv)
12/10/00 @MTL 4-0	(Theodore-24 sv)
1/12/01 vs. COL 5-0	(Roy-21 sv)
1/15/01 @ CBJ 3-0	(Tugnutt-31 sv)
2/16/01 vs. LA 4-0	(Storr-21 sv)
3/14/01 vs. STL 1-0	(Johnson-21 sv)
3/21/01 vs. NSH 0-0	(Dunham-23 sv)
3/28/01 vs. PHX 2-0	(Burke-29 sv)

ALL-TIME HAT TRICKS, PENALTY SHOTS, ATTENDANCE



HAT TRICKS FOR (13)

Antti Laaksonen vs. VAN 11/26/00 (F. Potvin), 3-1= 4 pts.
Marian Gaborik vs. ATL 11/13/01 (D. Rhodes), 3-0= 3 pts.
Marian Gaborik vs. CBJ 3/10/02 (R. Tugnutt), 3-1= 4 pts.
Marian Gaborik @ LA 11/4/02 (J. Storr), 3-0= 3 pts.
Marian Gaborik vs. NSH 11/23/02 (M. Dunham) 3-0= 3 pts.
Marian Gaborik @ VAN 12/7/02 (D. Cloutier) 3-0= 3 pts.
Marian Gaborik @ NJ 2/17/04 (M. Brodeur) 3-0= 3 pts.
Marian Gaborik vs. OTT 3/16/04 (P. Lalime) 3-2= 5 pts.
Marc Chouinard vs. CGY 10/5/05 (M. Kiprusoff) 3-0=3 pts.
Brian Rolston @ SJ 11/5/05 (N. Schaefer). 3-0=3 pts.
Marian Gaborik @ COL 04/09/06 (P. Budaj/J. Theodore). 3-1=4 pts.
Mark Parrish vs. CHI 12/9/06 (B. Boucher). 3-0=3 pts.
Marian Gaborik vs. NYR 12/20/07 (H. Lundqvist), 5-1=6 pts.

HAT TRICKS AGAINST (8)

Radim Vrbata vs. COL 2/8/02 (Fernandez/Roloson) 3-0= 3 pts.
Vaclav Prospal @ ANA 1/23/04 (Roloson) 3-1=4 pts.
Jason Blake @ NYI 3/19/04 (Roloson) 3-0=3 pts.
Jarome Iginla vs. CGY 3/29/07 (Backstrom/Harding) 3-0=3 pts.
Markus Naslund vs. VAN 11/21/07 (Harding) 3-0=3 pts.
Henrik Zetterberg vs. DET 12/7/07 (Harding) 3-0=3 pts.
Jarome Iginla @ CGY 3/22/08 (Harding) 3-0=3 pts.
Nikita Filatov @ CBJ 1/10/09 (Harding) 3-0=3 pts.

PENALTY SHOTS FOR (12-for-22)

Scott Pellerin vs. Joaquin Gage; no goal, 10/15/00 vs. EDM
Maxim Sushinsky vs. Felix Potvin; no goal, 11/26/00 vs. VAN
Antti Laaksonen vs. Patrick Lalime; no goal, 12/20/00 vs. OTT
Sebastien Bordeleau vs. Felix Potvin; goal, 10/7/01 @ LA
Stacy Roest vs. Dan Cloutier; goal, 3/2/02 @ VAN
Antti Laaksonen vs. Brent Johnson; goal, 3/26/02 @ STL
Marian Gaborik vs. Jocelyn Thibault; no goal, 2/5/03 vs. CHI
Antti Laaksonen vs. Johan Hedberg; no goal, 10/18/03 vs. VAN
Marian Gaborik vs. Sebastien Caron; goal, 11/19/03 @ PIT
Richard Park vs. Miikka Kiprusoff; goal, 12/29/03 @ CAL
Wes Walz vs. Reinhard Divis; goal, 2/02/04 vs. STL
Antti Laaksonen vs. Dan Cloutier; goal, 2/19/04 vs. VAN
Marian Gaborik vs. Reinhard Divis; no goal, 4/04/04 vs. STL
Alexandre Daigle vs. Curtis Joseph; no goal, 10/8/05 at PHX
Pierre-Marc Bouchard vs. Dan Cloutier; goal, 10/12/05 vs. VAN
Brian Rolston vs. Miikka Kiprusoff; no goal, 12/29/05 @ CGY
Marian Gaborik vs. Vesa Toskala; goal, 02/02/06 @ SJ
Todd White vs. Dan Cloutier; no goal, 10/25/06 vs. LA
Brian Rolston vs. Roberto Luongo; goal, 11/02/06 vs. VAN
Brian Rolston vs. Ray Emery; goal, 11/20/06 @ OTT
P.M. Bouchard vs. Tomas Vokoun; goal, 02/17/07 @ NSH
Marian Gaborik vs. Ryan Miller; no goal, 03/09/07 @ BUF

PENALTY SHOTS AGAINST (6-for-9)

Petr Sykora vs. Manny Fernandez; no goal, 1/21/01 vs. NJ
Ziggy Palffy vs. Manny Fernandez; no goal, 10/7/01 @ LA
Brad Isbister vs. Dwayne Roloson; no goal, 3/2/02 vs. NYI
Pavel Datsyuk vs. Dwayne Roloson; no goal, 11/15/03 vs. DET
Ladislav Nagy vs. Dwayne Roloson; goal, 10/8/05 @ PHX
Niklas Sundstrom vs. Dwayne Roloson; no goal, 12/17/05 vs. MTL
Paul Kariya vs. Niklas Backstrom; no goal, 11/16/06 @ NSH
John Pohl vs. Manny Fernandez; goal, 12/26/06 @ TOR
Tomas Plihal vs. Niklas Backstrom; goal, 3/9/08 vs. SJ

ATTENDANCE

PACKED HOUSE – The Minnesota Wild has sold out all 365 home games played in club history, including 328 regular season games, 24 preseason contests and 13 playoff games during its first eight NHL seasons. The total attendance for the Wild's first eight seasons stands at 6,756,210 for an average of 18,510 fans per game. The official capacity of Xcel Energy Center for Minnesota Wild games is 18,064. The largest crowd ever to see a Wild hockey game at Xcel Energy Center is 19,398 on October 5, 2005, when the Wild hosted the Calgary Flames on Opening Night 2005. During the 2000-01 campaign, the Wild set an NHL expansion team attendance record when it drew 751,472 fans in 41 regular season home dates.

SEASON	GAMES	ATTENDANCE	AVERAGE	SELLOUTS
2000-01	41	751,472	18,239	41
2001-02	41	756,596	18,453	41
2002-03	41	758,536	18,501	41
2003-04	41	759,776	18,531	41
2005-06	41	761,614	18,575	41
2006-07	41	760,280	18,543	41
2007-08	41	761,288	18,568	41
2008-09	41	761,288	18,568	41
TOTALS	328	6,070,850	18,509	328

32 BACKSTROM
25 BELANGER
24 BOOGAARD
96 BOUCHARD
21 BRODZIAK
15 BRUNETTE
8 BURNS
22 CLUTTERBUCK
18 GILLIES
37 HARDING
14 HAVLAT
34 HNIDY
5 JOHNSON
9 KOIVU
20 MIETTINEN
11 NOLAN
67 POULIOT
55 SCHULTZ
36 SCOTT
51 SHEPPARD
12 WELLER
6 ZANON
3 ZIDLICKY



OUTSTANDING FEATS & MILESTONES

FIVE GOALS IN A GAME (1)	
Marian Gaborik	12/20/07 vs. NYR

THREE GOALS IN A GAME (12)	
Antti Laaksonen	11/26/00 vs. VAN
Marian Gaborik	11/13/01 vs. ATL
Marian Gaborik	3/10/02 vs. CBJ
Marian Gaborik	11/4/02 at LA
Marian Gaborik	11/23/02 vs. NSH
Marian Gaborik	12/7/02 at VAN
Marian Gaborik	2/17/04 at NJ
Marian Gaborik	3/16/04 vs. OTT
Marc Chouinard	10/5/05 vs. CGY
Brian Rolston	11/5/05 at SJ
Marian Gaborik	4/9/06 at COL
Mark Parrish	12/9/06 vs. CHI

FOUR ASSISTS IN A GAME (5)	
Marian Gaborik	10/26/02 at PHX
Andrew Brunette	3/10/02 vs. CBJ
Pascal Dupuis	3/25/04 at CHI
Eric Belanger	11/15/07 at EDM
Mikko Koivu	10/16/08 at FLA

SIX POINTS IN A GAME (2)	
Marian Gaborik (2g-4a)	10/26/02 at PHX
Marian Gaborik (5g-1a)	12/20/07 vs. NYR

FIVE POINTS IN A GAME (2)	
Marian Gaborik (3g-2a)	3/16/04 vs. OTT
Mikko Koivu (1g-4a)	10/16/08 at FLA

FOUR POINTS IN A GAME (18)	
Scott Pellerin (1g-3a)	10/18/00 vs. TB
Antti Laaksonen (3g-1a)	11/26/00 vs. VAN
Andrew Brunette (2g-2a)	11/8/01 at BOS
Marian Gaborik (3g-1a)	3/10/02 vs. CBJ
Andrew Brunette (0g-4a)	3/10/02 vs. CBJ
Marian Gaborik (1g-3a)	1/16/03 vs. VAN
Pascal Dupuis (0g-4a)	3/25/04 at CHI
Brian Rolston (2g-2a)	12/17/05 vs. MTL
Wes Walz (2g-2a)	2/4/06 at PHX
Pierre-Marc Bouchard (2g-2a)	2/10/06 at EDM
Brian Rolston (2g-2a)	3/12/06 vs. EDM
Pierre-Marc Bouchard (1g-3a)	3/12/06 vs. EDM
Marian Gaborik (3g-1a)	4/9/06 at COL
Pierre-Marc Bouchard (2g-2a)	1/2/07 vs. ATL
Eric Belanger (0g-4a)	11/15/07 at EDM
Pierre-Marc Bouchard (2g-2a)	1/21/08 at VAN
Antti Miettinen (0g-4a)	10/16/08 at FLA
Marian Gaborik (2g-2a)	3/25/09 at NYI

45+ SAVES IN A GAME (5)	
Dwayne Rolson (53)	11/8/01 at BOS
Dwayne Rolson (52)	10/28/05 at CBJ
Niklas Backstrom (47)	12/22/07 vs. DET
Niklas Backstrom (46)	12/27/07 at PHX
Niklas Backstrom (46)	11/4/08 at SJ

40-GOAL SEASONS (1)	
Marian Gaborik (42)	2007-08

30-GOAL SEASONS (7)	
Marian Gaborik (38)	2005-06
Brian Rolston (34)	2005-06
Brian Rolston (31)	2006-07
Marian Gaborik (30)	2001-02
Marian Gaborik (30)	2002-03
Marian Gaborik (30)	2006-07
Brian Rolston (30)	2007-08

20-GOAL SEASONS (9)	
Pavol Demitra (25)	2006-07
Owen Nolan (25)	2008-09
Andrew Brunette (22)	2008-09
Andrew Brunette (21)	2001-02
Pascal Dupuis (20)	2002-03
Alexandre Daigle (20)	2003-04
Pierre-Marc Bouchard (20)	2006-07
Mikko Koivu (20)	2006-07
Mikko Koivu (20)	2008-09

50-ASSIST SEASONS (1)	
Pierre-Marc Bouchard (50)	2007-08

40-ASSIST SEASONS (5)	
Andrew Brunette (48)	2001-02
Mikko Koivu (47)	2008-09
Brian Rolston (45)	2005-06
Pierre-Marc Bouchard (42)	2005-06
Marian Gaborik (41)	2007-08

80-POINT SEASONS (1)	
Marian Gaborik (83)	2007-08

70-POINT SEASONS (1)	
Brian Rolston (79)	2005-06

60-POINT SEASONS (8)	
Andrew Brunette (69)	2001-02
Marian Gaborik (67)	2001-02
Mikko Koivu (67)	2008-09
Marian Gaborik (65)	2002-03
Marian Gaborik (66)	2005-06
Pavol Demitra (64)	2006-07
Brian Rolston (64)	2006-07
Pierre-Marc Bouchard (63)	2007-08

30-WIN SEASONS (4)	
Niklas Backstrom (37)	2008-09
Niklas Backstrom (33)	2007-08
Manny Fernandez (30)	2005-06
Niklas Backstrom (30)	2008-09

YEAR-BY-YEAR RESULTS



YEAR-BY-YEAR RESULTS						
SEASON	RECORD	PTS	DIV/CONF RANK	HEAD COACH	ATTENDANCE	NOTES
2000-01	25-39-18	68	5th/14th	Jacques Lemaire	751,472	Inaugural season
2001-02	26-35-21	73	5th/12th	Jacques Lemaire	756,596	
2002-03	42-29-11	95	3rd/6th	Jacques Lemaire	758,536	Western Conference Finals
2003-04	30-29-23	83	5th/10th	Jacques Lemaire	759,776	
2004-05	— NHL SEASON CANCELLED DUE TO WORK STOPPAGE —					
2005-06	38-36-8	84	5th/11th	Jacques Lemaire	761,614	
2006-07	48-26-8	104	2nd/7th	Jacques Lemaire	760,280	Western Conference Quarterfinals
2007-08	44-28-10	98	1st/3rd	Jacques Lemaire	761,288	First-Ever Division Championship
2008-09	40-33-9	89	3rd/9th	Jacques Lemaire	761,288	

YEAR-BY-YEAR OFFENSIVE LEADERS				
SEASON	GOALS	ASSISTS	POINTS	PIM
2000-01	M. Gaborik, W. Walz, D. Hendrickson, 18	L. Sekeras, 23	M. Gaborik, 36	M. Johnson, 137
2001-02	M. Gaborik, 30	A. Brunette, 48	A. Brunette, 69	M. Johnson, 183
2002-03	M. Gaborik, 30	M. Gaborik, 35	M. Gaborik, 65	M. Johnson, 201
2003-04	A. Daigle, 20	A. Daigle, 31	A. Daigle, 51	M. Johnson, 177
2004-05	– NHL SEASON CANCELLED DUE TO WORK STOPPAGE –			
2005-06	M. Gaborik, 38	B. Rolston, 45	B. Rolston, 79	D. Boogaard, 158
2006-07	B. Rolston, 31	P. Demitra, 39	P. Demitra, B. Rolston, 64	D. Boogaard, 120
2007-08	M. Gaborik, 42	P. Bouchard, 50	M. Gaborik, 83	A. Voros, 142
2008-09	O. Nolan, 25	M. Koivu, 47	M. Koivu, 67	D. Boogaard, 87

YEAR-BY-YEAR GOALTENDING LEADERS				
SEASON	WINS	GOALS AGAINST AVG.	SAVE PERCENTAGE	SHUTOUTS
2000-01	M. Fernandez, 19	M. Fernandez, 2.24	M. Fernandez, .920	M. Fernandez, 4
2001-02	D. Roloson, 14	D. Roloson, 2.68	D. Roloson, .901	D. Roloson, 5
2002-03	D. Roloson, 23	D. Roloson, 2.00	D. Roloson, .927	D. Roloson, 4
2003-04	D. Roloson, 19	D. Roloson, 1.88	D. Roloson, .933	D. Roloson, 5
2004-05	— NHL SEASON CANCELLED DUE TO WORK STOPPAGE —			
2005-06	M. Fernandez, 30	M. Fernandez, 2.29	M. Fernandez, .919	M. Fernandez, D. Roloson, J. Harding, 1
2006-07	N. Backstrom, 23	N. Backstrom, 1.97*	N. Backstrom, .929*	N. Backstrom, 5
2007-08	N. Backstrom, 33	N. Backstrom, 2.31	N. Backstrom, .920	N. Backstrom, 4
2008-09	N. Backstrom, 37	N. Backstrom, 2.33	N. Backstrom, .923	N. Backstrom, 8

* indicates league leader

32 BACKSTROM
25 BELANGER
24 BOOGAARD
96 BOUCHARD
21 BRODZIAK
15 BRUNETTE
8 BURNS
22 CLUTTERBUCK
18 GILLIES
37 HARDING
14 HAVLAT
34 HNIDY
5 JOHANSSON
9 KOIVU
20 MIETTINEN
11 NOLAN
67 POULIOT
55 SCHULTZ
36 SCOTT
51 SHEPPARD
12 WELLER
6 ZANON
3 ZIDLICKY



ALL-TIME LEADERS VS. WILD

CAREER VS. WILD

GAMES	
50	Henrik Sedin
49	Milan Hejduk
	Jarome Iginla
48	Daniel Sedin
47	Mattias Ohlund
GOALS	
27	Jarome Iginla
18	Daymond Langkow
16	Joe Sakic
	Milan Hejduk
15	Markus Naslund
ASSISTS	
31	Henrik Sedin
26	Alex Tanguay
23	Milan Hejduk
22	Joe Sakic
	Jarome Iginla
POINTS	
49	Jarome Iginla
39	Milan Hejduk
38	Joe Sakic
	Alex Tanguay
37	Henrik Sedin
PLUS/MINUS	
18	Daymond Langkow
	Nicklas Lidstrom
17	Jarome Iginla
	Robyn Regehr
14	C. Chelios / D. Cleary
PENALTY MINUTES	
97	Jody Shelley
72	Alex Burrows
66	Georges Laraque
65	Matt Cooke
59	Mattias Ohlund
POWER-PLAY GOALS	
10	Milan Hejduk
8	Jarome Iginla
7	Todd Bertuzzi
	Markus Naslund
6	Geoff Sanderson
SHORT-HANDED GOALS	
2	Eight Players Tied
GAME-WINNING GOALS	
7	Jarome Iginla
	Joe Sakic
4	Mike Comrie
	Mattias Ohlund
3	11 Players Tied

SEASON VS. WILD

GAMES	
8	Several Players Tied
GOALS	
6	Jarome Iginla 2005-06
	Jarome Iginla 2006-07
	Jarome Iginla 2007-08
	Joe Sakic 2000-01
5	Two Players Tied
ASSISTS	
9	Henrik Sedin 2007-08
8	Henrik Sedin 2008-09
7	Markus Naslund 2001-02
	Doug Weight 2000-01
6	Eight Players Tied
POINTS	
11	Jarome Iginla 2007-08
10	Joe Sakic 2000-01
	Doug Weight 2000-01
9	Five Players Tied
PLUS/MINUS	
11	Robyn Regehr 2006-07
8	Harold Druken 2000-01
	J.P. Dumont 2006-07
	John-Michael Liles 2003-04
7	Two Players Tied
PENALTY MINUTES	
54	Alex Burrows 2007-08
39	Robyn Regehr 2002-03
37	Jody Shelley 2003-04
34	Jeremy Stevenson 2000-01
32	Jeff Cowan 2007-08
POWER-PLAY GOALS	
3	Jarome Iginla 2001-02
	Markus Naslund 2007-08
	Scott Walker 2000-01
	Steve Yzerman 2001-02
2	Several Players Tied
SHORT-HANDED GOALS	
2	Jarret Stoll 2007-08
1	Several Players Tied
GAME-WINNING GOALS	
4	Joe Sakic 2000-01
2	Several Players Tied

SINGLE GAME VS. WILD

GOALS	
3	J. Iginla (2x) last, 3/22/08
	Radim Vrbata 2/08/02
	Vaclav Prospal 1/23/04
	Jason Blake 3/19/04
	Markus Naslund 11/21/07
	Henrik Zetterberg 12/7/07
	Nikita Filatov 1/10/09
ASSISTS	
4	Doug Weight 11/12/00
	Niclas Havelid 1/23/04
3	Several Players Tied
POINTS	
5	Doug Weight 11/12/00
4	Several Players Tied
PLUS/MINUS	
5	Kimmo Timonen 10/31/01
4	Several Players Tied
PENALTY MINUTES	
27	Jody Shelley 3/24/04
24	Robyn Regehr 3/31/03
	Jeremy Stevenson 3/21/01
22	Three Players Tied
POWER-PLAY GOALS	
2	Scott Walker 3/31/01
	Steve Yzerman 12/26/01
	Mark Recchi 11/20/03
	Vaclav Prospal 1/23/04
	Petr Prucha 12/5/05
	Ryan Kesler 1/31/09
SHORT-HANDED GOALS	
1	Several Players Tied
SHOTS ON GOAL	
12	Bill Guerin 11/8/01
	Richard Zednik 12/10/01
11	Derian Hatcher 11/27/02
10	Rob Blake 12/16/01
	Daniel Briere 3/09/07
	Sergei Federov 11/25/06
TIME ON ICE	
34:00	Scott Niedermayer 12/31/06
33:58	Brian Pothier 10/12/06
33:39	Tobias Enstrom 3/7/08
33:13	Boris Mironov 10/29/00
32:48	Scott Niedermayer 1/26/02

ALL-TIME GOALTENDING VS. WILD



PLAYER	GP	W-L-OT	GAA	SV%
Aebischer, David	13	9-3-0	2.27	.917
Anderson, Craig	2	0-1-0	3.75	.861
Aubin, J-S	4	2-2-0	2.23	.904
Auld, Alex	7	5-1-1	1.31	.944
Bacashihua, Jason	1	0-1-0	6.00	.750
Barrasso, Tom	1	1-0-0	3.00	.875
Belfour, Ed	7	4-2-1	2.64	.901
Bierk, Zac	2	0-1-0	2.79	.933
Billington, Craig	1	0-0-0	0.00	1.000
Biron, Martin	5	3-2-0	2.01	.924
Blackburn, Dan	1	1-0-0	1.88	.929
Boucher, Brian	10	4-3-3	2.96	.890
Brathwaite, Fred	7	1-2-3	2.42	.889
Brodeur, Martin	9	6-1-2	2.15	.928
Bryzgalov, Ilya	9	1-7-0	3.42	.891
Budaj, Peter	19	8-7-3	2.71	.896
Burke, Sean	4	3-1-0	1.11	.957
Caron, Sebastien	1	0-0-0	4.50	.842
Cassivi, Frederic	1	0-1-0	3.05	.921
Cechmanek, Roman	6	3-1-2	1.14	.948
Climie, Matt	1	0-1-0	3.00	.906
Cloutier, Dan	21	7-10-4	2.58	.889
Crawford, Corey	1	0-0-0	0.00	1.000
Conklin, Ty	10	1-4-2	2.19	.915
Dafoe, Byron	3	0-3-0	3.71	.857
Danis, Yann	1	0-1-0	6.00	.786
Denis, Marc	10	6-3-1	1.84	.931
DesRochers, Patrick	1	0-0-0	0.00	1.000
DiPietro, Rick	4	2-1-1	2.75	.851
Divis, Reinhard	3	0-1-1	2.66	.903
Dunham, Mike	11	4-5-2	2.59	.894
Elliot, Brian	1	0-0-0	13.85	.750
Ellis, Dan	4	2-2-0	2.51	.911
Emery, Ray	1	1-0-0	3.00	.933
Ersberg, Erik	3	1-1-1	1.65	.949
Essche, Robert	9	3-2-2	1.94	.921
Essensa, Bob	3	2-0-0	3.13	.851
Fernandez, Manny	2	0-2-0	2.54	.900
Fiset, Stephanie	2	1-0-0	2.22	.917
Fleury, Marc-Andre	2	0-2-0	5.38	.794
Gage, Joaquin	2	2-0-0	3.47	.881
Garon, Mathieu	10	5-3-1	2.73	.908
Gerber, Martin	1	1-0-0	2.00	.818
Giguere, J-S	22	9-9-4	2.24	.915
Grahame, John	4	0-3-1	3.86	.805
Hackett, Jeff	2	0-1-0	3.53	.884
Hasek, Dominik	12	10-0-2	1.07	.953
Hebert, Guy	3	2-1-0	1.33	.955
Hedberg, Johan	8	3-1-3	2.00	.920
Hiller, Jonas	6	2-2-0	2.14	.914
Hirsch, Corey	1	0-0-0	0.00	1.000
Hodson, Kevin	1	0-0-0	0.00	1.000
Howard, Jimmy	1	0-1-0	4.07	.857
Huet, Cristobal	6	2-2-2	2.14	.918
Hurme, Jani	2	1-0-0	2.26	.897
Irbe, Arthur	4	1-1-2	1.45	.936
Johnson, Brent	9	3-3-2	1.60	.934
Joseph, Curtis	14	8-4-1	2.23	.915
Khabibulin, Nikolai	12	3-7-2	2.41	.904
Kidd, Trevor	1	0-0-0	2.14	.800
Kiprusoff, Miikka	34	24-7-3	1.86	.929
Kolzig, Olaf	7	3-4-0	1.92	.938
Labbe, Jean-Francois	1	0-0-0	0.00	1.000

PLAYER	GP	W-L-OT	GAA	SV%
Lalime, Patrick	6	2-3-1	2.64	.894
Leclaire, Pascal	6	3-2-0	2.38	.921
Legace, Manny	16	10-4-2	2.58	.894
LeNeveu, David	1	0-0-0	0.00	1.000
Lehtonen, Kari	2	0-2-0	4.58	.852
Leighton, Michael	2	0-2-0	4.54	.780
Lundqvist, Henrik	3	2-1-0	2.79	.867
Luongo, Roberto	25	9-11-5	2.73	.900
MacDonald, Joey	1	0-1-0	4.00	.897
Markkanen, Jussi	6	2-3-0	2.95	.888
Mason, Chris	8	3-3-2	3.57	.882
Mason, Steve	3	1-1-1	2.93	.888
McElhinney, Curtis	1	0-0-0	0.00	.000
McLennan, Jamie	3	1-2-0	2.68	.862
Miller, Ryan	3	2-1-0	2.49	.909
Morrison, Mike	2	1-1-0	4.80	.837
Munro, Adam	2	0-2-0	6.80	.725
Nabokov, Evgeni	23	12-8-3	2.15	.913
Niitymaki, Antero	2	2-0-0	1.50	.944
Noronen, Mika	1	0-1-0	3.00	.875
Norrena, Fredrik	6	2-3-0	2.83	.887
Nurminen, Pasi	1	0-1-0	6.00	.813
Osgood, Chris	15	5-4-4	2.47	.899
Ouellet, Maxime	1	0-1-0	4.07	.892
Passmore, Steve	3	1-2-0	2.34	.891
Pogge, Justin	1	0-1-0	6.00	.714
Potvin, Felix	8	3-4-1	2.14	.901
Price, Carey	1	1-0-0	1.00	.966
Prusek, Martin	2	1-1-0	1.92	.923
Quick, Jon	3	3-0-0	1.95	.920
Raycroft, Andrew	3	2-1-0	2.68	.897
Rhodes, Damian	2	0-1-1	1.94	.946
Richter, Mike	3	3-0-0	1.67	.933
Rinne, Pekka	2	1-1-0	3.03	.910
Roloson, Dwayne	23	7-13-3	2.81	.902
Roussel, Dominic	1	0-0-0	0.00	.000
Roy, Patrick	11	8-1-2	1.61	.935
Sabourin, Dany	2	1-0-1	1.44	.945
Salo, Tommy	14	8-2-3	1.57	.936
Sanford, Curtis	8	4-2-0	2.54	.909
Sauve, Philippe	3	1-1-1	1.71	.940
Schaefer, Nolan	1	0-1-0	2.03	.917
Schneider, Cory	1	1-0-0	1.00	.941
Shields, Steve	2	1-1-0	2.02	.913
Smith, Mike	6	2-3-1	1.58	.934
Stephan, Tobias	1	1-0-0	2.00	.905
Storr, Jamie	5	1-3-1	2.36	.887
Tallas, Rob	1	0-1-0	5.00	.808
Tellqvist, Mikael	1	0-1-0	4.07	.818
Theodore, Jose	9	3-4-1	2.33	.914
Thibault, Jocelyn	11	4-5-1	2.48	.900
Thomas, Tim	1	0-1-0	2.07	.938
Toskala, Vesa	5	3-0-1	1.31	.942
Tugnut, Ron	9	2-7-0	3.26	.880
Turco, Marty	21	13-4-1	2.02	.910
Turek, Roman	10	7-2-1	2.15	.909
Valiquette, Stephen	1	0-0-0	0.00	1.000
Vanbiesbrouck, John	2	0-2-0	3.53	.863
Vernon, Mike	3	1-0-1	1.24	.949
Vokoun, Tomas	16	6-6-3	2.39	.910
Wall, Michael	1	0-1-0	4.07	.862
Ward, Cam	2	1-0-0	4.29	.861
Weekes, Kevin	3	1-1-0	2.68	.895

32 BACKSTROM

25 BELANGER

24 BOOGAARD

96 BOUCHARD

21 BRODZIAK

15 BRUNETTE

8 BURNS

22 CLUTTERBUCK

18 GILLIES

37 HARDING

14 HAVLAT

34 HNIDY

5 JOHNSON

9 KOIVU

20 MIETTINEN

11 NOLAN

67 POULIOT

55 SCHULTZ

36 SCOTT

51 SHEPPARD

12 WELLER

6 ZANON


3 ZIDLICKY

HOCKEY DAY MINNESOTA

16 STRAIGHT HOURS OF HOCKEY, YOU READY?

January 23, 2010

Coverage begins at 9:00am



10:00AM

HOPKINS
vs DULUTH-MARSHALL

1:30PM

EDEN PRAIRIE
vs HERMANTOWN

5:00PM

GOPHERS vs HUSKIES

8:00PM

WILD vs BLUE JACKETS

11:00PM

DULUTH vs HERMANTOWN* (GIRLS)
*tape delay

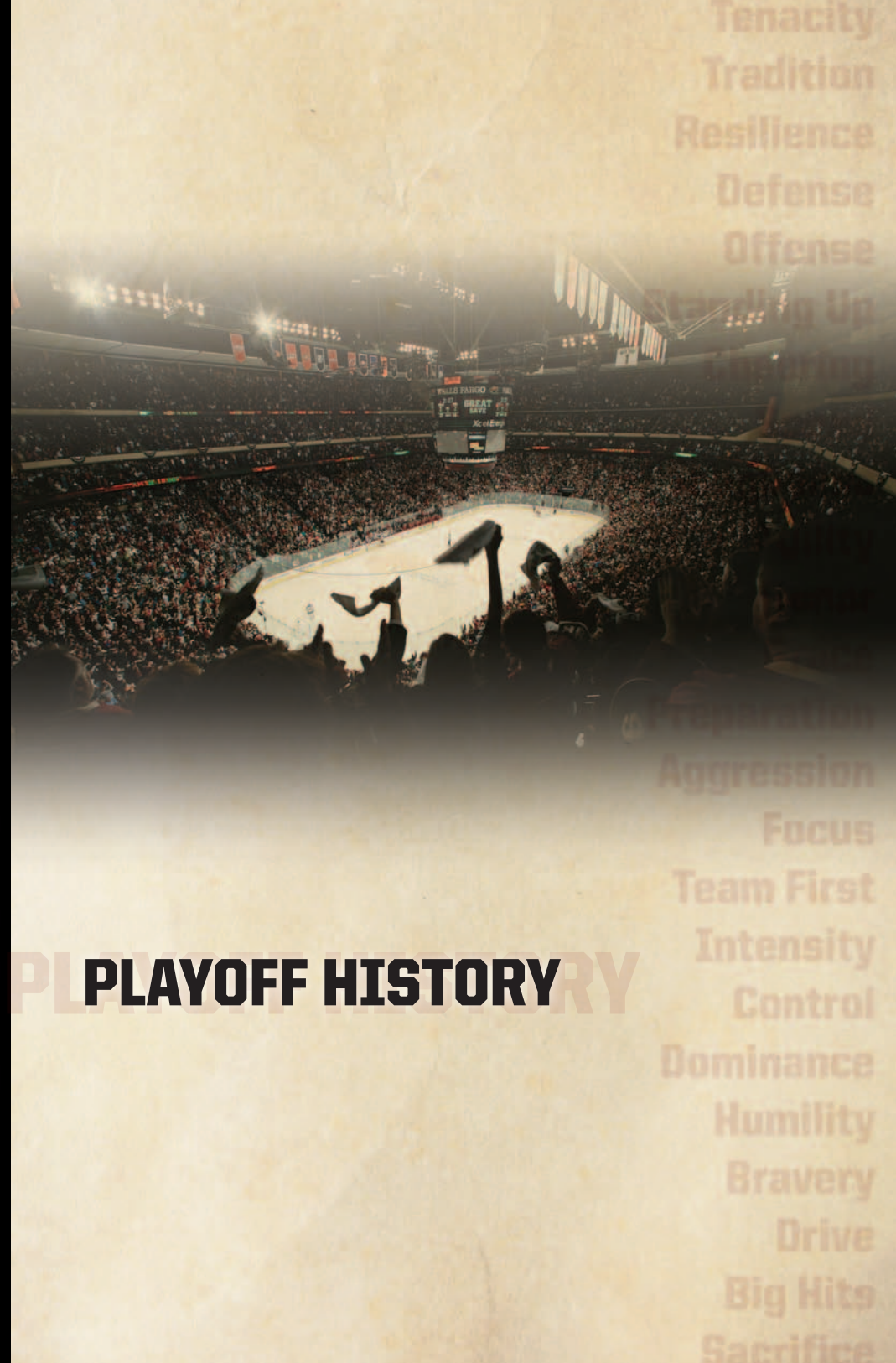
SPECIAL INTERVIEWS, STORIES AND FEATURES
FROM AROUND THE "STATE OF HOCKEY"



PRESENTED BY
FSNORTH
HOCKEY DAY
MINNESOTA
HERMANTOWN 2010



©2009 FOX Sports Net North, LLC. All Rights Reserved.



PLAYOFF HISTORY

Tenacity
Tradition
Resilience
Defense
Offense
Standing Up
Unleashing
Preparation
Aggression
Focus
Team First
Intensity
Control
Dominance
Humility
Bravery
Drive
Big Hits
Sacrifice

32 BACKSTROM

25 BELANGER

24 BOOGAARD

96 BOUCHARD

21 BRODZIAK

15 BRUNETTE

8 BURNS

22 CLUTTERBUCK

18 GILLIES

37 HARDING

14 HAVLAT

34 HNIDY

5 JOHANSSON

9 KOIVU

20 MIETTINEN

11 NOLAN

67 POULIOT

55 SCHULTZ

36 SCOTT

51 SHEPPARD

12 WELLER

6 ZANON

3 ZIDLICKY



2008 PLAYOFF STATISTICS

#	POS	PLAYER	GP	TOI/G	G	A	PTS	+/-	PIM	PPG	SHG	GWG	SOG	SH%
12	LW	BRIAN ROLSTON	6	22:26	2	4	6	4	8	0	1	0	31	6.5
9	C	MIKKO KOIVU	6	21:56	4	1	5	0	4	0	1	0	20	20.0
96	RW	PIERRE-MARC BOUCHARD	6	17:46	2	2	4	1	2	1	0	1	18	11.1
38	RW	PAVOL DEMITRA	6	21:08	1	2	3	0	2	1	0	0	15	6.7
17	LW	TODD FEDORUK	6	13:37	1	1	2	-2	16	1	0	0	5	20.0
3	D	KEITH CARNEY	6	15:12	1	1	2	2	0	0	0	1	2	50.0
8	D	BRENT BURNS	6	27:34	0	2	2	0	6	0	0	0	17	0.0
34	LW	AARON VOROS	5	10:39	1	0	1	-1	16	0	0	0	10	10.0
5	D	KIM JOHANSSON	6	28:08	0	1	1	-1	18	0	0	0	12	0.0
15	C	JAMES SHEPPARD	6	10:36	0	1	1	-1	4	0	0	0	4	0.0
10	RW	MARIAN GABORIK	6	21:51	0	1	1	-3	4	0	0	0	25	0.0
33	D	PETTERI NUMMELIN	4	16:16	0	1	1	-1	0	0	0	0	10	0.0
19	LW	STEPHANE VEILLEUX	6	15:42	0	0	0	-2	27	0	0	0	13	0.0
24	LW	DEREK BOOGAARD	6	4:48	0	0	0	-1	24	0	0	0	0	0.0
41	D	MARTIN SKOULA	6	26:40	0	0	0	-1	0	0	0	0	3	0.0
25	C	ERIC BELANGER	6	18:34	0	0	0	-1	4	0	0	0	9	0.0
6	D	SEAN HILL	5	10:53	0	0	0	-2	4	0	0	0	1	0.0
92	RW	BRANKO RADIVOJEVIC	2	14:35	0	0	0	0	0	0	0	0	2	0.0
11	LW	CHRIS SIMON	2	6:54	0	0	0	-1	0	0	0	0	0	0.0
2	D	ERIK REITZ	2	6:17	0	0	0	-1	0	0	0	0	0	0.0
55	D	NICK SCHULTZ	1	16:11	0	0	0	0	0	0	0	0	0	0.0
21	RW	MARK PARRISH	1	5:04	0	0	0	0	0	0	0	0	1	0.0
67	LW	BERNOIT POULIOT	1	10:16	0	0	0	1	0	0	0	0	2	0.0
83	RW	MATT FOY	1	6:49	0	0	0	0	0	0	0	0	0	0.0
#	GOALTENDER		GP	W	L	SA	GA	GAA	SV	SV%	SO	A	PIM	MIN
32	NIKLAS BACKSTROM		6	2	4	170	17	2.83	153	.900	0	0	0	361
29	JOSH HARDING		1	0	0	11	0	0.00	11	1.00	0	0	0	20
GOALTENDING TOTALS			6	2	4	181	17	2.66	164	.906	0	0	0	384



198 IT'S IN OUR BLOOD.

2009-10 MINNESOTA WILD TEAM GUIDE

2008 PLAYOFF RESULTS



2008 WESTERN CONFERENCE QUARTERFINAL

#3 MINNESOTA WILD VS. #6 COLORADO AVALANCHE

Wild lose series 4-2 (Wild 1-2 at Xcel Energy Center, 1-2 at Colorado)

DATE	OPP.	Scoring By Period	Shots By Period	Power Plays	Penalties/Minutes	Game-Winning Goal	Goalie (Saves-Shots)	Attn.
G1	COL	0 2 0 1 3	2 5 12 3 22	1-1	6-12	Sakic	Theodore (28-30)	
4/9	MIN	0 0 2 0 2	11 9 8 2 30	1-5	2-4		Backstrom (19-22)	*19,352
G2	COL	1 0 1 0 2	8 8 10 0 26	1-4	4-8		Theodore (28-31)	
4/11	MIN	0 0 2 1 3	7 7 16 1 31	1-3	5-10	Carney (1)	Backstrom (24-26)	*19,360
G3	MIN	0 0 2 1 3	9 14 4 12 39	0-4	7-14	Bouchard (1)	Backstrom (44-46)	
4/14	COL	1 0 1 0 2	12 17 10 7 46	0-6	5-10		Theodore (36-39)	18,007
G4	MIN	0 0 1 - 1	7 7 11 - 25	0-5	25-101		BACKSTROM (24-29); Harding (11-11)	
4/15	COL	3 2 0 - 5	18 11 11 - 40	2-13	12-43	Wolski	Theodore (24-25)	18,007
G5	COL	1 0 2 - 3	6 8 3 - 17	2-3	3-6	Stastny	Theodore (38-40)	
4/17	MIN	1 0 1 - 2	17 15 8 - 40	1-3	3-6		Backstrom (14-17)	*19,364
G6	MIN	0 1 0 - 1	11 15 9 - 35	0-1	3-6		Backstrom (28-30)	
4/19	COL	1 1 0 - 2	11 8 11 - 30	0-3	1-2	Smyth	Theodore (34-35)	18,007
TOTALS		Scoring By Period	Shots By Period	Power Plays (Percentage)	Penalties/Minutes		Goaltenders (Record, Saves-Shots)	
COL		7 5 4 1 17	57 57 57 10 181	6-30 (20.0)	31-81		Theodore (4-2, 188-200)	
MIN		1 1 8 2 12	62 67 56 15 200	3-21 (14.3)	45-141	Backstrom (2-4, 153-170); Harding (0-0, 11-11)		

SERIES NOTES

The Wild fell in six games to the Colorado Avalanche in the Western Conference Quarterfinal series...It was the third all-time postseason appearance for Minnesota...Brian Rolston led the team in points (2-4=6) and assists (4) and tied a franchise record with a three-game assist streak...Mikko Koivu led the team in goals with four and tied a franchise record by scoring in four consecutive games to start the series (4/9-4/15)...Niklas Backstrom started all six games for the Wild and went 2-4 while stopping 153 of 170 shots for a .900 SV%...For Colorado, Jose Theodore stopped 188 of 200 shots faced (.940 SV%), a franchise record for saves by an opposing goaltender in a series besting Patrick Roy's mark in 2003 of 161 saves...Joe Sakic led the Avalanche with six points (2-4=6) against the Wild...Andrew Brunette's three goals led Colorado and Sakic and Peter Forsberg both notched four assists to lead the Avs...The first three games of the series went to overtime, continuing a streak from 2003 that saw the final two games of Western Conference Quarterfinal between these two teams go to overtime...All five games had 3-2 final scores...The Wild set playoff franchise records with 101 PIM, 25 penalties taken and 13 short-handed opportunities in a 5-1 loss in Game Four at the Pepsi Center...The Wild lost Game Five despite setting a franchise record for shots in a period with 17 in the first stanza and totaling 40 shots overall (which tied a franchise record)...In Game Six, Aaron Voros tallied his first career playoff goal to tie the score in the second period but the Avs won 2-1 to take the series.



2009-10 MINNESOTA WILD TEAM GUIDE

IT'S IN OUR BLOOD. 199

32 BACKSTROM

25 BELANGER

24 BOOGAARD

96 BOUCHARD

21 BRODZIAK

15 BRUNETTE

8 BURNS

22 CLUTTERBUCK

18 GILLIES

37 HARDING

14 HAVLAT

34 HNIDY

5 JOHNSON

9 KOIVU

20 MIETTINEN

11 NOLAN

67 POULIOT

55 SCHULTZ

36 SCOTT

51 SHEPPARD

12 WELLER

6 ZANON

3 ZIDLICKY



2007 PLAYOFF STATISTICS

#	POS	PLAYER	GP	TOI/G	G	A	PTS	+/-	PIM	PPG	SHG	GWG	SOG	SH%
10	RW	MARIAN GABORIK	5	19:31	3	1	4	3	8	1	1	1	18	16.7
38	C	PAVOL DEMITRA	5	19:47	1	3	4	-1	0	0	0	0	9	11.1
96	RW	PIERRE-MARC BOUCHARD	5	14:48	1	1	2	-3	0	0	0	0	2	50.0
12	C	BRIAN ROLSTON	5	20:25	1	1	2	-2	4	0	0	0	23	4.3
33	D	PETTERI NUMMELIN	3	19:59	1	1	2	1	0	1	0	0	5	20.0
26	D	KURTIS FOSTER	3	18:38	0	2	2	0	0	0	0	0	5	0.0
21	RW	MARK PARRISH	5	15:46	1	0	1	2	0	0	0	0	13	7.7
9	C	MIKKO KOIVU	5	17:43	1	0	1	-1	4	0	0	0	8	12.5
55	D	NICK SCHULTZ	5	18:05	0	1	1	-3	0	0	0	0	4	0.0
37	C	WES WALZ	5	11:50	0	1	1	1	4	0	0	0	9	0.0
8	D	BRENT BURNS	5	18:59	0	1	1	1	14	0	0	0	12	0.0
24	LW	DEREK BOOGAARD	5	5:59	0	1	1	0	20	0	0	0	1	0.0
41	D	MARTIN SKOULA	5	19:02	0	0	0	2	4	0	0	0	5	0.0
19	LW	STEPHANE VEILLEUX	5	12:39	0	0	0	0	4	0	0	0	6	0.0
3	D	KEITH CARNEY	5	13:57	0	0	0	1	4	0	0	0	1	0.0
92	LW	BRANKO RADIVOJEVIC	5	14:14	0	0	0	-1	2	0	0	0	9	0.0
28	C	TODD WHITE	4	14:18	0	0	0	-1	0	0	0	0	6	0.0
17	C	WYATT SMITH	4	11:01	0	0	0	0	0	0	0	0	2	0.0
5	D	KIM JOHNSON	4	23:06	0	0	0	-1	2	0	0	0	4	0.0
18	RW	ADAM HALL	3	10:06	0	0	0	0	7	0	0	0	2	0.0

#	GOALTENDER	GP	W	L	SA	GA	GAA	SV	SV%	SO	A	PIM	MIN
32	NIKLAS BACKSTROM	5	1	4	145	11	2.22	134	.924	0	1	2	296:39
GOALTENDING TOTALS		5	1	4	146	12	2.40	134	.918	0	1	2	300:00



200 IT'S IN OUR BLOOD.

2009-10 MINNESOTA WILD TEAM GUIDE

2007 PLAYOFF RESULTS



2007 WESTERN CONFERENCE QUARTERFINAL

#2 ANAHEIM DUCKS VS. #7 MINNESOTA WILD

Wild lose series, 4-1 (Wild 1-1 at Xcel Energy Center, 0-3 at Anaheim)

DATE	OPP.	Scoring By Period	Shots By Period	Power Plays	Penalties/Minutes	Game-Winning Goal	Goalie (Saves-Shots)	Attn.
G1	MIN	0 1 0 - 1	11 8 6 - 25	0-4	4-8		Backstrom (32-34)	
4/11	ANA	0 1 1 - 2	13 9 12 - 34	0-3	5-10	Penner	Bryzgalov (24-25)	17,180
G2	MIN	0 1 1 - 2	9 10 13 - 32	0-6	9-29		Backstrom (22-25)	
4/13	ANA	1 2 0 - 3	11 8 6 - 25	2-4	11-33	Getzlaf	Bryzgalov (30-32)	17,324
G3	ANA	1 0 1 - 2	7 6 6 - 19	1-4	7-14	R. Niedermayer	Bryzgalov (19-20)	
4/15	MIN	0 0 1 - 1	6 8 6 - 20	1-5	6-12		Backstrom (17-19)	*19,224
G4	ANA	0 1 0 - 1	9 11 9 - 29	1-4	9-48		BRYZGALOV (32-36); Giguere (4-4)	
4/17	MIN	0 1 3 - 4	14 11 15 - 40	1-7	4-14	Gaborik (1)	Backstrom (28-29)	*19,174
G5	MIN	0 1 0 - 1	6 11 10 - 27	0-5	5-10		Backstrom (35-38)	
4/19	ANA	1 1 2 - 4	11 22 6 - 39	1-4	6-12	Getzlaf	Giguere (26-27)	17,318
TOTALS		Scoring By Period	Shots By Period	Power Plays (Percentage)	Penalties/Minutes	Goaltenders (Record, Saves-Shots)		
	ANA	1 2 3 OT F	1 2 3 OT T	5-19 (26.3)	38-117	Bryzgalov (3-1, 105-113); Giguere (1-0, 30-31)		
	MIN	0 4 5 - 9	46 48 50 - 144	2-27 (7.4)	28-73	Backstrom (1-4, 134-145)		

SERIES NOTES

The Wild fell in five games to the Anaheim Ducks in the Western Conference Quarterfinal series...It was the second all-time postseason appearance for Minnesota and also the second to end with a loss to the Ducks...Wild goaltender Niklas Backstrom stopped 134 of the 145 shots he faced in the series (.924), but went 1-4 in his first appearance in the Stanley Cup Playoffs...Marian Gaborik and Pavol Demitra each paced the Wild with four points apiece...Gaborik also led the Wild with three postseason goals, while Demitra was the team-leader with three playoff assists...Ilya Bryzgalov went 3-1 in the first four games of the series, stopping 105 of the 113 shots he faced (.929)...J.S. Giguere went 1-0 and stopped 30 of the 31 shots he faced in two appearances...The Ducks won the first three games of the series, extending their postseason winning streak against the Wild to seven games before Minnesota claimed a 4-1 win in Game Four...The Wild victory improved Minnesota's record in playoff elimination games to 7-1...The Wild's season ended with an April 19 loss in Game Five at Anaheim...Gaborik scored a short-handed goal in the first to knot the game at one before Anaheim scored three unanswered goals, including an empty-netter, to give them a 4-1 victory in the game and the series.



2009-10 MINNESOTA WILD TEAM GUIDE

IT'S IN OUR BLOOD. 201

32 BACKSTROM

25 BELANGER

24 BOOGAARD

96 BOUCHARD

21 BRODZIAK

15 BRUNETTE

8 BURNS

22 CLUTTERBUCK

18 GILLIES

37 HARDING

14 HAVLAT

34 HNIDY

5 JOHNSON

9 KOIVU

20 MIETTINEN

11 NOLAN

67 POULIOT

55 SCHULTZ

36 SCOTT

51 SHEPPARD

12 WELLER

6 ZANON

3 ZIDLICKY



2003 PLAYOFF STATISTICS

#	POS	PLAYER	GP	TOI/G	G	A	PTS	+/-	PIM	PPG	SHG	GWG	SOG	SH%
10	RW	MARIAN GABORIK	18	18:09	9	8	17	2	6	4	0	0	52	17.3
37	C	WES WALZ	18	17:19	7	6	13	5	14	0	2	2	29	24.1
15	LW	ANDREW BRUNETTE	18	15:01	7	6	13	-3	4	4	0	1	33	21.2
33	RW	SERGEI ZHOLTOK	18	15:39	2	11	13	-7	0	1	0	0	34	5.9
7	C	CLIFF RONNING	17	16:35	2	7	9	-3	4	1	0	0	37	5.4
11	LW	PASCAL DUPUIS	16	16:53	4	4	8	0	8	2	0	1	36	11.1
17	D	FILIP KUBA	18	26:39	3	5	8	-8	24	3	0	0	21	14.3
18	RW	RICHARD PARK	18	17:00	3	3	6	-2	4	0	0	1	26	11.5
14	C	DARBY HENDRICKSON	17	16:57	2	3	5	1	4	0	0	1	22	9.1
28	LW	JEREMY STEVENSON	14	12:24	0	5	5	0	12	0	0	0	17	0.0
24	LW	ANTTI LAAKSONEN	16	16:34	1	3	4	-3	4	0	0	0	25	4.0
2	D	WILLIE MITCHELL	18	24:46	1	3	4	5	14	0	0	0	18	5.6
23	RW	JASON MARSHALL	15	10:50	1	1	2	-1	16	0	0	1	12	8.3
77	D	LUBOMIR SEKERAS	15	16:53	1	1	2	-2	6	1	0	1	13	7.7
34	C	JIM DOWD	15	12:58	0	2	2	-1	0	0	0	0	24	0.0
96	C	PIERRE-MARC BOUCHARD	5	13:15	0	1	1	-1	2	0	0	0	8	0.0
20	D	ANDREI ZYUZIN	18	23:05	0	1	1	-3	14	0	0	0	30	0.0
55	D	NICK SCHULTZ	18	19:37	0	1	1	5	10	0	0	0	5	0.0
5	D	BRAD BOMBARDIR	4	14:52	0	0	0	-1	0	0	0	0	1	0.0
16	RW	BILL MUCKALT	5	11:17	0	0	0	-3	0	0	0	0	4	0.0
4	D	BRAD BROWN	11	8:16	0	0	0	-1	16	0	0	0	0	0.0
12	LW	MATT JOHNSON	12	6:36	0	0	0	0	25	0	0	0	2	0.0

#	GOALTENDER	GP	W	L	SA	GA	GAA	SV	SV%	SO	A	PIM	MIN
35	MANNY FERNANDEZ	9	3	4	253	18	1.96	235	.929	0	0	0	552
30	DWAYNE ROLOSON	11	5	6	257	25	2.59	232	.903	0	0	4	579
GOALTENDING TOTALS		18	8	10	510	43	2.27	467	.916	0	0	4	1135



202 IT'S IN OUR BLOOD.

2009-10 MINNESOTA WILD TEAM GUIDE

2003 PLAYOFF RESULTS



2003 WESTERN CONFERENCE QUARTERFINAL

#3 COLORADO AVALANCHE VS. #6 MINNESOTA WILD

Wild win series, 4-3 (Wild 1-2 at Xcel Energy Center, 3-1 at Colorado)

DATE	OPP.	Scoring By Period	Shots By Period	Power Plays	Penalties/ Minutes	Game-Winning Goal	Goalie (Saves-Shots)	Attn.
		1 2 3 OT F	1 2 3 OT T					
G1	@COL	0 1 1 - 2	18 14 9 - 41	0-3	3/6		Roy (23-27)	18,007
4/10	MIN	0 3 1 - 4	3 14 10 - 27	2-3	3/6	Walz (1)	Roloson (39-41)	
G2	@COL	2 0 1 - 3	13 10 5 - 28	1-6	7/14	Willisie	Roy (24-26)	18,007
4/12	MIN	1 0 1 - 2	4 12 10 - 26	1-5	9/18		Roloson (25-28)	
G3	COL	1 1 1 - 3	8 5 5 - 18	1-4	8/16	Tanguay	Roy (18-18)	
4/14	@MIN	0 0 0 - 0	7 8 3 - 18	0-6	6/12		Roloson (15-18)	*19,354
G4	COL	2 0 1 - 3	7 6 8 - 21	1-3	3/6	Sakic	Roy (24-25)	
4/16	@MIN	0 0 1 - 1	10 5 10 - 25	1-3	3/6	ROLOSON (2-4); Fernandez (16-17)	Roy (25-28)	*19,350
G5	@COL	0 0 2 - 2	8 5 15 - 28	0-6	6/12		Roy (25-28)	18,007
4/19	MIN	1 2 0 - 3	7 14 7 - 28	1-6	6/12	Dupuis (1)	Fernandez (26-28)	
G6	COL	0 0 2 0 2	9 4 11 0 24	0-1	2/4		Roy (20-23)	
4/21	@MIN	0 0 2 1 3	7 8 4 4 23	0-2	1/2	Park (1)	Fernandez (22-24)	*19,350
G7	@COL	0 1 1 0 2	12 17 10 6 45	1-3	5/10		Roy (27-30)	18,007
4/22	MIN	0 1 1 1 3	8 6 14 2 30	2-4	4/8	Brunette (1)	Fernandez (43-45)	
TOTALS		Scoring By Period	Shots By Period	Power Plays	Penalties/ Minutes		Goaltenders (Record, Saves-Shots)	
		1 2 3 OT F	1 2 3 OT T	(Percentage)				
	COL	5 3 9 0 17	75 61 63 6 205	4-27	34-68		Roy (3-4, 161-177)	
	MIN	2 6 6 2 16	46 67 58 6 177	7-29	32-64		Roloson (1-3, 81-91); Fernandez (3-0, 107-114)	

SERIES NOTES

The Minnesota Wild, in its first-ever playoff series, made NHL history...The club became only the eighth team in NHL history to win the first playoff series it competed in...Minnesota also became only the eighth NHL team to come back from a 3-1 deficit and win Games Five and Seven on the road...Andrew Brunette scored the series-clinching goal, beating Patrick Roy, at 3:25 of overtime in Game Seven at Pepsi Center...Manny Fernandez started and won the final three games of the series...Overall, the netminder was 3-0 and stopped 107-of-114 shots faced in four games played...Brunette (3-3=6), Marian Gaborik (4-2=6) and Sergei Zholtok (0-6=6) finished tied for the team lead in scoring with six points in seven games versus Colorado...The Wild earned a victory in the franchise's first-ever playoff game with a 4-2 win over Colorado in Game One at Pepsi Center...Filip Kuba scored the club's first playoff goal and Dwayne Roloson earned the first playoff win in net...The Avalanche rebounded to win the following three games, including two in Saint Paul, and took a commanding 3-1 series advantage...In the first playoff game at Xcel Energy Center, Minnesota fell to Colorado, 3-0...Roy posted his NHL playoff-record 23rd shutout in the win...Facing elimination on the road in Game Five, the Wild raced to a 3-0 second period lead and forced Game Six back in Minnesota with a 3-2 victory...The Wild earned its first home playoff win and first overtime playoff victory, 3-2, in Game Six at Xcel Energy Center...Richard Park scored the game-winning goal at 4:22 of the extra session...The tally was his second of the game, marking the franchise's first-ever two-goal playoff game and set the stage for Minnesota's historic Game Seven victory.

2003 WESTERN CONFERENCE SEMIFINAL

#4 VANCOUVER CANUCKS VS. #6 MINNESOTA WILD

Wild win series, 4-3 (Wild 1-2 at Xcel Energy Center, 3-1 at Vancouver)

DATE	OPP.	Scoring By Period	Shots By Period	Power Plays	Penalties/ Minutes	Game-Winning Goal	Goalie (Saves-Shots)	Attn.
		1 2 3 OT F	1 2 3 OT T					
G1	@VAN	0 1 2 1 4	7 16 12 4 39	1-4	3-6	Klatt	Cloutier (18-21)	18,514
4/25	MIN	1 0 2 0 3	5 5 10 1 21	1-2	5-10		Fernandez (35-39)	
G2	@VAN	0 1 1 - 2	8 11 12 - 31	0-3	8-32		Cloutier (15-18)	18,514
4/27	MIN	0 1 2 - 3	8 7 3 - 18	0-3	9-42	Walz (2)	Roloson (29-31)	
G3	VAN	1 2 0 - 3	3 7 3 - 13	3-6	9-21	D. Sedin	Cloutier (16-18)	
4/29	@MIN	1 1 0 - 2	5 8 5 - 18	2-7	8-19		Roloson (15-18)	*19,394
G4	VAN	0 0 2 1 3	11 6 9 4 30	1-6	5-10	Sopel	Cloutier (25-27)	
5/2	@MIN	1 0 1 0 2	9 8 6 4 27	0-4	7-14		Fernandez (27-30)	*19,386
G5	@VAN	1 1 0 - 2	9 6 12 - 27	0-3	8-16		CLOUTIER (15-21); Auld (4-5)	18,514
5/5	MIN	1 5 1 - 7	9 12 5 - 26	1-5	6-12	Marshall (1)	Roloson (25-27)	
G6	VAN	0 0 1 - 1	12 7 12 - 31	1-4	8-16		Cloutier (18-23)	
5/7	@MIN	0 2 3 - 5	4 12 7 - 23	3-5	7-14	Sekeras (1)	Roloson (30-31)	*19,350
G7	@VAN	0 2 0 - 2	12 7 7 - 26	0-0	2-4		Cloutier (12-16)	18,514
5/8	MIN	0 1 3 - 4	6 4 6 - 16	1-2	0-0	Hendrickson (1)	Roloson (24-26)	
TOTALS		Scoring By Period	Shots By Period	Power Plays	Penalties/ Minutes		Goaltenders (Record, Saves-Shots)	
		1 2 3 OT F	1 2 3 OT T	(Percentage)				
	VAN	2 7 6 2 17	62 60 67 8 197	6-26 (23.1)	43-105		Cloutier (3-4, 119-144); Auld (0-0, 4-5)	
	MIN	4 10 12 0 26	46 56 42 5 149	8-28 (28.6)	42-111		Fernandez (0-2, 62-69); Roloson (4-1, 123-130)	

2009-10 MINNESOTA WILD TEAM GUIDE

IT'S IN OUR BLOOD. 203

32 BACKSTROM

25 BELANGER

24 BOOGAARD

96 BOUCHARD

21 BRODZIAK

15 BRUNETTE

8 BURNS

22 CLUTTERBUCK

18 GILLIES

37 HARDING

14 HAVLAT

34 HNIDY

5 JOHNSON

9 KOIVU

20 MIETTINEN

11 NOLAN

67 POULIOT

55 SCHULTZ

36 SCOTT

51 SHEPPARD

12 WELLER

6 ZANON

3 ZIDLICKY



2003 PLAYOFF RESULTS

SERIES NOTES

For the second straight series, the Minnesota Wild overcame a 3-games-to-1 deficit, this time defeating the Vancouver Canucks in a Western Conference Semifinal series, 4-3...The Wild became the first team in NHL history to come back from a 3-1 deficit twice in the same postseason and also became only the second club ever to win two Game Sevens on the road in the same playoff year...The win also raised the team's record to 6-0 in its first six "elimination games" ...Minnesota outscored the Canucks 16-5 over the final three games of the series...Marian Gaborik led all scorers with five goals and 11 points (5-6=11) in seven games...Wes Walz tied for the team lead in goals with five and finished the seven-game series with nine points (5-4=9)...Dwayne Roloson won Games Five, Six and Seven and finished the series with a 4-1 record and only seven goals allowed in 130 shots faced...Minnesota battled back from a 2-0 second period hole to earn a 4-2 win over Vancouver in Game Seven at GM Place...Darby Hendrickson scored the game-winning goal with just under six minutes to play as the Wild earned its first-ever trip to the Western Conference Final...The two teams split the first two games of the series at GM Place with the Canucks winning Game One, 4-3 in overtime, and the Wild capturing Game Two, 3-2...Vancouver seized control of the series with two road wins at Xcel Energy Center, including a 3-2 overtime victory in Game Four...Minnesota staved off elimination thanks to five second-period goals and a 7-2 road win in Game Five...The Wild scored five more goals in a 5-1 Game Six victory at Xcel Energy Center...Gaborik posted his third consecutive multi-point game (0-2=2) and Andrew Brunette scored a pair of goals to set up another historic Game Seven showdown.

2003 WESTERN CONFERENCE SEMIFINAL

#6 MINNESOTA WILD VS. #7 MIGHTY DUCKS OF ANAHEIM

Wild loses series, 4-0 (Wild 0-2 at Xcel Energy Center, 0-2 at Anaheim)

DATE	OPP.	Scoring By Period					Shots By Period					Power Plays	Penalties/Minutes	Game-Winning Goal	Goalie (Saves-Shots)	Attn.
		1	2	3	OT	F	1	2	3	OT	T					
G1	ANA	0	0	0	1	1	6	7	4	8/1	26	0-1	5/10	Sykora	Giguere (39-39)	
5/10	@MIN	0	0	0	0	0	8	11	10	7/3	39	0-5	1/2		Fernandez (25-26)	*19,350
G2	ANA	0	1	1	-	2	7	10	5	-	22	0-3	3/6	Sauer	Giguere (24-24)	
5/12	@MIN	0	0	0	-	0	9	6	9	-	24	0-3	3/6		Roloson (20-22)	*19,344
G3	@ANA	1	3	0	-	4	11	12	9	-	32	0-4	5/10	Rucchin	Giguere (35-35)	17,174
5/14	MIN	0	0	0	-	0	16	7	12	-	35	0-4	5/10	ROLOSON (13-16);	Fernandez (15-16)	
G4	@ANA	1	1	0	-	2	9	13	6	-	28	2-3	6/12	Oates	Giguere (24-25)	17,174
5/16	MIN	1	0	0	-	1	8	10	7	-	25	1-4	5/10		Fernandez (26-28)	
TOTALS		1	2	3	OT	F	1	2	3	OT	T	Power Plays (Percentage)	Penalties/Minutes	Goaltenders (Record, Saves-Shots)		
ANA		2	5	1	1	9	33	42	24	8/1	108	2-11 (18.2)	19-38	Giguere (4-0, 122-123)		
MIN		1	0	0	0	1	39	34	38	7/3	123	1-16 (6.3)	14-28	Fernandez (0-2, 66-70); Roloson (0-2, 33-38)		

SERIES NOTES

The Wild fell in four games to the Mighty Ducks of Anaheim during the club's first-ever appearance in the Western Conference Final...Ducks goaltender J.S. Giguere posted a 4-0 mark in the series, turned aside 122-of-123 shots faced and recorded a 212:43 shutout streak...Minnesota's season came to an end with a 2-1 defeat in Game Four at Arrowhead Pond of Anaheim...Andrew Brunette netted the Wild's lone goal of the series and staked the team to a 1-0 advantage in its seventh "elimination game" of the post season...The Ducks answered with a pair of goals from Adam Oates to clinch the Western Conference crown...The Wild lost its home-ice advantage in the series when it dropped Game One at Xcel Energy Center, 1-0, in double overtime...The game marked the franchise's first-ever, double-overtime Stanley Cup Playoff game...Minnesota was shutout in back-to-back games for the first time in its playoff history when it dropped Game Two to Anaheim, 2-0, in Saint Paul...Both Mighty Ducks goals were shorthanded and Giguere ran his playoff scoreless streak to 148:06 with the win...The Wild fell behind 3-0 in the series when it lost Game Three in Anaheim, 4-0.

ALL-TIME PLAYOFF OVERTIME RESULTS

Date	Opponent	Game/ Series	Score	Goal Scorer	Time/OT	Series Winner
4/21/03	vs. Colorado	6/Con. Qrt	3-2	Richard Park	4:22/1OT	Minnesota (4-3)
4/22/03	@ Colorado	7/Con. Qrt	3-2	Andrew Brunette	3:25/1OT	Minnesota (4-3)
4/25/03	@ Vancouver	1/Con. Semi	3-4	Trent Klatt	3:42/1OT	Minnesota (4-3)
5/02/03	vs. Vancouver	4/Con. Semi	2-3	Brent Sopel	15:52/1OT	Minnesota (4-3)
5/10/03	vs. Anaheim	1/Con. Final	0-1	Petr Sykora	8:06/2OT	Anaheim (4-0)
4/09/08	vs. Colorado	1/Con. Qrt	2-3	Joe Sakic	11:11/OT	Colorado (4-2)
4/11/08	vs. Colorado	2/Con. Qrt	3-2	Keith Carney	1:14/OT	Colorado (4-2)
4/14/08	@ Colorado	3/Con. Qrt	3-2	Pierre-Marc Bouchard	11:58/OT	Colorado (4-2)

PLAYOFF OT RECORD: 4-4 • PLAYOFF OT HOME RECORD: 2-3 • PLAYOFF OT ROAD RECORD: 2-1

ALL CAPS indicates decision; * indicates sell out, p – power play goal, s –short-handed goal

PLAYOFF RECORD BOOK



TEAM RECORDS

PLAYOFF HISTORY

CONFERENCE FINAL APPEARANCES

1 - 2003

CONFERENCE SEMIFINAL APPEARANCES

1 - 2003

PLAYOFF APPEARANCES

3 - 2003, 2007, 2008

GAMES PLAYED, TOTAL: 68

GAMES WON, TOTAL: 10

GAMES LOST, TOTAL: 18

GAMES

GAMES PLAYED, SEASON

18 - 2003

At Home:

8 - 2003

On Road:

10 - 2003

MOST GAMES PLAYED, SERIES

7 - 2003, Conference Quarterfinal vs. COL

7 - 2003, Conference Semifinal vs. VAN

FEWEST GAMES PLAYED, SERIES

4 - 2003, Conference Final vs. ANA

WINS

WINS, SEASON

8 - 2003

At Home:

2 - 2003

On Road:

6 - 2003

MOST WINS, SERIES

4 - 2003, Conference Quarterfinal vs. COL

4 - 2003, Conference Semifinal vs. VAN

FEWEST WINS, SERIES

0 - 2003, Conference Final vs. ANA

LOSSES

LOSSES, SEASON

10 - 2003

At Home:

6 - 2003

On Road:

4 - 2003

MOST LOSSES, SERIES

4 - 2003, Conference Final vs. Anaheim

- 2007, Conference Quarterfinal vs. Anaheim

- 2008, Conference Quarterfinal vs. Colorado

FEWEST LOSSES, SERIES

3 - 2003, Conference Quarterfinal vs. Colorado

3 - 2003, Conference Semifinal vs. Vancouver

OVERTIME

OVERTIME GAMES, TOTAL: 8

OVERTIME WINS, TOTAL: 4

OVERTIME LOSSES, TOTAL: 4

OVERTIME GAMES, SEASON

5 - 2003

At Home:

3 - 2003

On Road:

2 - 2003

OVERTIME GAMES, SERIES

3 - 2008, Conference Quarterfinal vs. COL

At Home:

2 - 2008, Conference Quarterfinal vs. COL

On Road:

1 - 3x, last, 2008 Conference Quarterfinal vs. COL

OVERTIME WINS, SEASON

2 - 2003

- 2008

At Home:

1 - 2003

- 2008

On Road:

1 - 2003

- 2008

OVERTIME WINS, SERIES

2 - 2003, Conference Quarterfinal vs. COL

- 2008, Conference Quarterfinal vs. COL

At Home:

1 - 2003, Conference Quarterfinal vs. COL

- 2008, Conference Quarterfinal vs. COL

On Road:

1 - 2003, Conference Quarterfinal vs. COL

- 2008, Conference Quarterfinal vs. COL

OVERTIME LOSSES, SEASON

3 - 2003

At Home:

2 - 2003

On Road:

1 - 2003

OVERTIME LOSSES, SERIES

2 - 2003, Conference Semifinal vs. VAN

At Home:

1 - 3x, last, 2008 Conference Final vs. COL

On Road:

1 - 2003, Conference Semifinal vs. VAN

LONGEST OVERTIME GAME

28:06 - 5/10/03, 1-0 (OT) loss vs. ANA (CF-Game 1)

At Home:

28:06 - 5/10/03, 1-0 (OT) loss vs. ANA (CF-Game 1)

On Road:

3:42 - 4/25/03, 4-3 (OT) loss at VAN (CS-Game 1)

SHORTEST OVERTIME GAME

1:14 - 4/11/08, 3-2 (OT) win vs. COL (CQ-Game 2)

At Home:

1:14 - 4/11/08, 3-2 (OT) win vs. COL (CQ-Game 2)

On Road:

3:25 - 4/22/03, 3-2 (OT) win at COL (CQ-Game 7)

MARGINS

LARGEST MARGIN OF VICTORY, GAME

5 - 5/5/03 in 7-2 victory at VAN (CS-Game 5)

At Home:

4 - 5/7/03 in 5-1 victory vs. VAN (CS-Game 6)

On Road:

5 - 5/5/03 in 7-2 victory at VAN (CS-Game 5)

32 BACKSTROM

25 BELANGER

24 BOOGAARD

96 BOUCHARD

21 BRODZIAK

15 BRUNETTE

8 BURNS

22 CLUTTERBUCK

18 GILLIES

37 HARDING

14 HAVLAT

34 HNIDY

5 JOHNSON

9 KOIVU

20 MIETTINEN

11 NOLAN

67 POULIOT

55 SCHULTZ

36 SCOTT

51 SHEPPARD

12 WELLER

6 ZANON

3 ZIDLICKY



PLAYOFF RECORD BOOK

LARGEST MARGIN OF DEFEAT, GAME

- 4 - 5/14/03 in 4-0 defeat at ANA (CF-Game 3)
- 4/15/08 in 5-1 defeat at COL (CQ-Game 4)

At Home:

- 3 - 4/14/03 in 3-0 defeat vs. COL (CQ-Game 3)

On Road:

- 4 - 5/14/03 in 4-0 defeat at ANA (CF-Game 3)
- 4/15/08 in 5-1 defeat at COL (CQ-Game 4)

STREAKS

LONGEST WINNING STREAK

- 3 - 5/5-5/8/03
3 - 4/19-4/22/03

At Home:

- 1 - 4x, last, 4/11/08

On Road:

- 3 - 5/5-5/8/03
3 - 4/19-4/22/03

LONGEST LOSING STREAK

- 4 - 5/10-5/16/03

At Home:

- 2 - 3x, last, 5/10-5/12/03

On Road:

- 3 - 4/11-4/19/07

LONGEST SHUTOUT STREAK

- 95:36 - 5/8-5/10/03

At Home:

- 88:06 - 5/10/03

On Road:

- 56:12 - 4/12-4/19/03

LONGEST SCORELESS STREAK

- 215:26 - 5/8-5/16/03

At Home:

- 157:29 - 5/7-5/12/03

On Road:

- 67:10 - 5/8-5/16/03

GOALS

MOST GOALS, SEASON

- 43 - 2003

At Home:

- 13 - 2003

On Road:

- 30 - 2003

MOST GOALS AGAINST, SEASON

- 43 - 2003

At Home:

- 18 - 2003

On Road:

- 25 - 2003

MOST GOALS, SERIES

- 26 - 2003, Conference Semifinal vs. VAN (7G)

At Home:

- 9 - 2003, Conference Semifinal vs. VAN (7G)

On Road:

- 17 - 2003, Conference Semifinal vs. VAN (7G)

MOST GOALS, 4-GAME SERIES:

- 1 - 2003, Conference Final vs. ANA

At Home:

- 0 - 2003, Conference Final vs. ANA

On Road:

- 1 - 2003, Conference Final vs. ANA

MOST GOALS, 5-GAME SERIES:

- 9 - 2007, Conference Quarterfinal vs. ANA

At Home:

- 5 - 2007, Conference Quarterfinal vs. ANA

On Road:

- 4 - 2007, Conference Quarterfinal vs. ANA

MOST GOALS, 6-GAME SERIES:

- 12 - 2008, Conference Quarterfinal vs. COL

At Home:

- 7 - 2008, Conference Quarterfinal vs. COL

On Road:

- 5 - 2008, Conference Quarterfinal vs. COL

MOST GOALS, 7-GAME SERIES

- 26 - 2003, Conference Semifinal vs. VAN

At Home:

- 9 - 2003, Conference Semifinal vs. VAN

On Road:

- 17 - 2003, Conference Semifinal vs. VAN

FEWEST GOALS, SERIES

- 1 - 2003, Conference Final vs. ANA (4G)

At Home:

- 0 - 2003, Conference Final vs. ANA (4G)

On Road:

- 1 - 2003, Conference Final vs. ANA (4G)

FEWEST GOALS, 4-GAME SERIES

- 1 - 2003, Conference Final vs. ANA

At Home:

- 0 - 2003, Conference Final vs. ANA

On Road:

- 1 - 2003, Conference Final vs. ANA

FEWEST GOALS, 5-GAME SERIES:

- 9 - 2007, Conference Quarterfinal vs. ANA

At Home:

- 5 - 2007, Conference Quarterfinal vs. ANA

On Road:

- 4 - 2007, Conference Quarterfinal vs. ANA

FEWEST GOALS, 6-GAME SERIES:

- 12 - 2008, Conference Quarterfinal vs. COL

At Home:

- 7 - 2008, Conference Quarterfinal vs. COL

On Road:

- 5 - 2008, Conference Quarterfinal vs. COL

FEWEST GOALS, 7-GAME SERIES

- 16 - 2003, Conference Quarterfinal vs. COL

At Home:

- 4 - 2003, Conference Quarterfinal vs. COL

On Road:

- 12 - 2003, Conference Quarterfinal vs. COL

MOST GOALS AGAINST, SERIES

- 17 - 2003, Conference Semifinal vs. VAN (7G)

- 2003, Conference Quarterfinal vs. COL (7G)

- 2008, Conference Quarterfinal vs. COL (6G)

At Home:

- 8 - 2003, Conference Quarterfinal vs. COL (7G)

- 2008, Conference Quarterfinal vs. COL (6G)

On Road:

- 10 - 2003, Conference Semifinal vs. VAN (7G)

MOST GOALS AGAINST, 4-GAME SERIES

- 9 - 2003, Conference Final vs. ANA

At Home:

- 3 - 2003, Conference Final vs. ANA

On Road:

- 6 - 2003, Conference Final vs. ANA

MOST GOALS AGAINST, 5-GAME SERIES

- 12 - 2007, Conference Quarterfinal vs. ANA

At Home:

- 3 - 2007, Conference Quarterfinal vs. ANA

On Road:

- 9 - 2007, Conference Quarterfinal vs. ANA

MOST GOALS AGAINST, 6-GAME SERIES

- 17 - 2008, Conference Quarterfinal vs. COL

At Home:

- 8 - 2008, Conference Quarterfinal vs. COL

On Road:

- 9 - 2008, Conference Quarterfinal vs. COL

MOST GOALS AGAINST, 7-GAME SERIES

- 17 - 2003, Conference Semifinal vs. VAN

- 2003, Conference Quarterfinal vs. COL

At Home:

- 8 - 2003, Conference Quarterfinal vs. COL

On Road:

- 10 - 2003, Conference Quarterfinal vs. VAN

FEWEST GOALS AGAINST, SERIES

- 9 - 2003, Conference Final vs. ANA (4G)

At Home:

- 3 - 2003, Conference Final vs. ANA (4G)

On Road:

- 6 - 2003, Conference Final vs. ANA (4G)

FEWEST GOALS AGAINST, 4-GAME SERIES

- 9 - 2003, Conference Final vs. ANA

At Home:

- 3 - 2003, Conference Final vs. ANA

On Road:

- 6 - 2003, Conference Final vs. ANA

FEWEST GOALS AGAINST, 5-GAME SERIES

- 12 - 2007, Conference Quarterfinal vs. ANA

At Home:

- 3 - 2007, Conference Quarterfinal vs. ANA

On Road:

- 9 - 2007, Conference Quarterfinal vs. ANA

FEWEST GOALS AGAINST, 6-GAME SERIES

- 17 - 2008, Conference Quarterfinal vs. COL

At Home:

- 8 - 2008, Conference Quarterfinal vs. COL

On Road:

- 9 - 2008, Conference Quarterfinal vs. COL

FEWEST GOALS AGAINST, 7-GAME SERIES

- 17 - 2003, Conference Semifinal vs. VAN

- 2003, Conference Quarterfinal vs. COL

At Home:

- 7 - 2003, Conference Semifinal vs. Vancouver

On Road:

- 9 - 2003, Conference Quarterfinal vs. Colorado

MOST GOALS COMBINED, SERIES

- 43 - 2003, Conference Semifinal (MIN-26, VAN-17)

At Home:

- 16 - 2003, Conference Semifinal (MIN-9, VAN-7)

On Road:

- 27 - 2003, Conference Semifinal (MIN-17, VAN-10)

MOST GOALS COMBINED, 4-GAME SERIES

- 10 - 2003, Conference Final (MIN-1, ANA-9)

At Home:

- 3 - 2003, Conference Final (MIN-0, ANA-3)

On Road:

- 7 - 2003, Conference Final (MIN-1, ANA-6)

MOST GOALS COMBINED, 5-GAME SERIES

- 21 - 2007, Conference Quarterfinal (MIN-9, ANA-12)

At Home:

- 8 - 2007, Conference Quarterfinal (MIN-5, ANA-3)

On Road:

- 13 - 2007, Conference Quarterfinal (MIN-4, ANA-9)

MOST GOALS COMBINED, 6-GAME SERIES

- 29 - 2008, Conference Quarterfinal (MIN-12, COL-17)

At Home:

- 15 - 2008, Conference Quarterfinal (MIN-7, COL-8)

On Road:

- 14 - 2008, Conference Quarterfinal (MIN-5, COL-9)

MOST GOALS COMBINED, 7-GAME SERIES

- 43 - 2003, Conference Semifinal (MIN-26, VAN-17)

At Home:

- 16 - 2003, Conference Semifinal (MIN-9, VAN-7)

On Road:

- 27 - 2003, Conference Semifinal (MIN-17, VAN-10)

FEWEST GOALS COMBINED, SERIES

- 10 - 2003, Conference Final (MIN-1, ANA-9)

At Home:

- 3 - 2003, Conference Final (MIN-0, ANA-3)

On Road:

- 7 - 2003, Conference Final (MIN-1, ANA-6)

FEWEST GOALS COMBINED, 4-GAME SERIES

- 10 - 2003, Conference Final (MIN-1, ANA-9)

At Home:

- 3 - 2003, Conference Final (MIN-0, ANA-3)

On Road:

- 7 - 2003, Conference Final (MIN-1, ANA-6)

FEWEST GOALS COMBINED, 5-GAME SERIES

- 21 - 2007, Conference Quarterfinal (MIN-9, ANA-12)

At Home:

- 8 - 2007, Conference Quarterfinal (MIN-5, ANA-3)

On Road:

- 13 - 2007, Conference Quarterfinal (MIN-4, ANA-9)

FEWEST GOALS COMBINED, 7-GAME SERIES

- 33 - 2003, Conference Quarterfinal (MIN-16, COL-17)

At Home:

- 12 - 2003, Conference Quarterfinal (MIN-4, COL-8)

On Road:

- 21 - 2003, Conference Quarterfinal (MIN-12, COL-9)

MOST GOALS, GAME

- 7 - 5/05/03 in 7-2 victory at Vancouver (CS-Game 5)

At Home:

- 5 - 5/07/03 in 5-1 victory vs. Vancouver (CS-Game 6)

On Road:

- 7 - 5/05/03 in 7-2 victory at Vancouver (CS-Game 5)

FEWEST GOALS, GAME

- 0 - 4x, last, 5/14/03 in 4-0 loss at ANA (CF-Game 3)

At Home:

- 0 - 3x, last, 5/12/03 in 2-0 loss vs. ANA (CF-Game 2)

On Road:

- 0 - 5/14/03 in 4-0 loss at ANA (CF-Game 3)

32 BACKSTROM

25 BELANGER

24 BOOGAARD

96 BOUCHARD

21 BRODZIAK

15 BRUNETTE

8 BURNS

22 CLUTTERBUCK

18 GILLIES

37 HARDING

14 HAVLAT

34 HNIDY

5 JOHNSON

9 KOIVU

20 MIETTINEN

11 NOLAN

67 POULIOT

55 SCHULTZ

36 SCOTT

51 SHEPPARD

12 WELLER

6 ZANON

3 ZIDLICKY



PLAYOFF RECORD BOOK

MOST PENALTIES COMBINED, GAME

37 - 4/15/08 in 5-1 loss at COL (CQ-Game 4)
(MIN-25, COL-12)

At Home:

19 - 4/17/07 in 4-1 win (CQ-Game 4); (MIN-7, ANA-12)

On Road:

37 - 4/15/08 in 5-1 loss at COL (CQ-Game 4)
(MIN-25, COL-12)

FEWEST PENALTIES, GAME

0 - 5/08/03 in 4-2 win at VAN (CS-Game 7)

At Home:

1 - 2x, last, 5/12/03 in 2-0 loss vs. ANA (CF-Game 2)

On Road:

0 - 5/8/03 in 4-2 win at VAN (CS-Game 7)

FEWEST PENALTIES AGAINST, GAME

2 - 2x, last, 5/8/03 in 4-2 win at VAN (CS-Game 7)

At Home:

2 - 4/21/03 in 3-2 (OT) win vs. COL (Game 6)

On Road:

2 - 5/8/03 in 4-2 win at VAN (Game 7)

FEWEST PENALTIES COMBINED, GAME

2 - 5/8/03 in 4-2 win (CS-Game 7); (MIN-0, VAN-2)

At Home:

3 - 4/21/03 in 3-2 win (CQ-Game 6) (MIN-1, COL-2)

On Road:

2 - 5/8/03 in 4-2 win (CS-Game 7); (MIN-0, VAN-2)

MOST PENALTIES, PERIOD:

13 - 4/15/08 in 3rd of 5-1 loss at COL (CQ-Game 4)

At Home:

5 - 5/07/03 in 3rd of 5-1 win vs. VAN (CS-Game 6)

On Road:

13 - 4/15/08 in 3rd of 5-1 loss at COL (CQ-Game 4)

MOST PENALTIES AGAINST, PERIOD

9 - 4/17/07 in 3rd of 4-1 win vs. ANA (CQ-Game 4)

At Home:

9 - 4/17/07 in 3rd of 4-1 win vs. ANA (CQ-Game 4)

On Road:

7 - 4/15/08 in 3rd of 5-1 loss at COL (CQ-Game 4)

MOST PENALTIES COMBINED, PERIOD

20 - 4/15/08 in 3rd of 5-1 loss at COL (CQ-Game 4)
(MIN-13, COL-7)

At Home:

13 - 4/17/07 in 3rd of 4-1 win vs. ANA (CQ-Game 4)
(MIN-4, ANA-9)

On Road:

20 - 4/15/08 in 3rd of 5-1 loss at COL (CQ-Game 4)
(MIN-13, COL-7)

SHOTS ON GOAL

MOST SHOTS, GAME

40 - 4/17/07 in 4-1 win vs. ANA (CQ-Game 4)
- 4/17/08 in 3-2 loss vs. COL (CQ-Game 5)

At Home:

40 - 4/17/07 in 4-1 win vs. ANA (CQ-Game 4)
- 4/17/08 in 3-2 loss vs. COL (CQ-Game 5)

On Road:

39 - 4/14/08 in 3-2 (OT) win at COL (CQ-Game 3)

MOST SHOTS AGAINST, GAME

46 - 4/14/08 in 3-2 (OT) win at COL (CQ-Game 3)

At Home:

31 - 5/7/03 in 5-1 win vs. VAN (CS-Game 6)

On Road:

46 - 4/14/08 in 3-2 (OT) win at COL (CQ-Game 3)

MOST SHOTS COMBINED, GAME

85 - 4/14/08 in 3-2 (OT) win (CQ-Game 3)
(MIN-39, COL-46)

At Home:

69 - 4/17/07 in 4-1 win (CQ-Game 4)
(MIN-40, ANA-29)

On Road:

85 - 4/14/08 in 3-2 (OT) win (CQ-Game 3)
(MIN-39, COL-46)

FEWEST SHOTS, GAME

16 - 5/8/03 in 4-2 win at VAN (CS-Game 7)

At Home:

18 - 2x, last, 4/29/03 vs. VAN (CS-Game 3)

On Road:

16 - 5/8/03 in 4-2 win at VAN (CS-Game 7)

FEWEST SHOTS AGAINST, GAME

13 - 4/29/03 in 3-2 loss vs. VAN (CS-Game 3)

At Home:

13 - 4/29/03 in 3-2 loss vs. VAN (CS-Game 3)

On Road:

25 - 4/13/07 in 3-2 loss at ANA (CQ-Game 2)

FEWEST SHOTS COMBINED, GAME

31 - 4/29/03 in 3-2 loss (CS-Game 3); (MIN-18, VAN-13)

At Home:

31 - 4/29/03 in 3-2 loss (CS-Game 3); (MIN-18, VAN-13)

On Road:

42 - 5/8/03 in 4-2 win (CS-Game 7); (MIN-16, VAN-26)

MOST SHOTS, PERIOD

17 - 4/17/08 in 1st of 3-2 loss vs. COL (CQ-Game 5)

At Home:

17 - 4/17/08 in 1st of 3-2 loss vs. COL (CQ-Game 5)

On Road:

16 - 5/14/03 in 1st of 4-0 loss at ANA (CF-Game 3)

MOST SHOTS AGAINST, PERIOD

22 - 4/19/07 in 3rd of 4-1 loss at ANA (CQ-Game 5)

At Home:

12 - 2x, last, 5/7/03 in 3rd of 5-1 win vs. VAN (CS-Game 6)

On Road:

22 - 4/19/07 in 3rd of 4-1 loss at ANA (CQ-Game 5)

MOST SHOTS COMBINED, PERIOD

33 - 4/19/07 in 2nd of 4-1 loss at ANA (CQ-Game 5)
(MIN-11, ANA-22)

At Home:

33 - 4/19/07 in 2nd of 4-1 loss at ANA (CQ-Game 5)
(MIN-11, ANA-22)

On Road:

28 - 4/10/03 in 2nd of 4-2 win at COL (CQ-Game 1)
(MIN-14, COL-14)

FEWEST SHOTS, PERIOD

3 - 3x, last, 4/27/03 in 3rd of 3-2 win at VAN (CS-Game 2)

At Home:

3 - 4/14/03 in 3rd of 3-0 loss vs. COL (CQ-Game 3)

On Road:

3 - 2x, last, 4/27/03 in 3rd of 3-2 win at VAN (CS-Game 2)

FEWEST SHOTS AGAINST, PERIOD

2 - 4/9/08 in 1st of 3-2 (OT) loss vs. COL (CQ-Game 1)

At Home:

2 - 4/9/08 in 1st of 3-2 (OT) loss vs. COL (CQ-Game 1)

On Road:

5 - 2x, last, 4/19/03 in 2nd of 3-2 win at COL (CQ-Game 5)

PLAYOFF RECORD BOOK



FEWEST SHOTS COMBINED, PERIOD

8 - 3x, last, 4/29/03 in 3rd of 3-2 loss (CS-Game 3)
(MIN-5, VAN-3)

At Home:

8 - 3x, last, 4/29/03 in 3rd of 3-2 loss (CS-Game 3)
(MIN-5, VAN-3)

On Road:

11 - 5/8/03 in 2nd of 4-2 win at VAN (CS-Game 7)
(MIN-4, VAN-7)

MOST SHOTS, OVERTIME

12 - 4/14/08, 3-2 (OT) win at COL (CQ-Game 3)

At Home:

10 - 5/10/03, 1-0 (2OT) loss vs. ANA (CF-Game 1)

On Road:

12 - 4/14/08, 3-2 (OT) win at COL (CQ-Game 3)

SHUTOUTS

MOST SHUTOUTS, SEASON

0

MOST SHUTOUTS AGAINST, SEASON

4 - 2003

At Home:

3 - 2003

On Road:

1 - 2003

MOST SHUTOUTS, SERIES

0

MOST SHUTOUTS AGAINST, SERIES

3 - 2003, Conference Final vs. ANA

At Home:

2 - 2003, Conference Final vs. ANA

On Road:

1 - 2003, Conference Final vs. ANA

FASTEST GOALS

FASTEST GOAL TO START GAME

3:20 - Richard Park, 5/05/03 at VAN (CS-Game 5)

FASTEST GOAL TO START GAME, OPPONENT

1:02 - Chris Pronger, 4/19/07 at ANA (CQ-Game 5)

FASTEST TWO GOALS, TEAM

0:25 - Marian Gaborik & Wes Walz, 4/10/03 @ 9:28 &
9:53 of 2nd in 4-2 win at COL (CQ-Game 1)

At Home:

1:12 - Antti Laaksonen & Andrew Brunette, 5/7/03 @
9:25 & 10:37 of 3rd of 5-1 win vs. VAN (CS-Game 6)

On Road:

0:25 - Marian Gaborik & Wes Walz, 4/10/03 @ 9:28 &
9:53 of 2nd in 4-2 win at COL (CQ-Game 1)

FASTEST TWO GOALS AGAINST, TEAM

1:01 - Mattias Ohlund & Todd Bertuzzi, 5/8/03 @ 11:29 &
12:30 of 2nd of 4-2 win at VAN (CS-Game 7)

At Home:

1:19 - Wojtek Wolski & Paul Stastny, 4/17/08 @ 5:06 &
6:25 of 3rd of 3-2 loss vs. COL (CQ-Game 5)

On Road:

1:01 - Mattias Ohlund & Todd Bertuzzi, 5/8/03 @ 11:29 &
12:30 of 2nd of 4-2 win at VAN (CS-Game 7)

FASTEST THREE GOALS, TEAM

3:40 - Darby Hendrickson, Antti Laaksonen & Andrew
Brunette, 5/07/03 @ 6:57, 9:25 & 10:37 of 3rd
of 5-1 win vs. VAN (CS-Game 6)

At Home:

3:40 - Darby Hendrickson, Antti Laaksonen & Andrew
Brunette, 5/07/03 @ 6:57, 9:25 & 10:37 of 3rd
of 5-1 win vs. VAN (CS-Game 6)

On Road:

4:20 - Filip Kuba, Marian Gaborik & Wes Walz, 4/10/03
@ 5:33, 9:28 & 9:53 in 2nd of 4-2 win at COL
(CQ-Game 1)

FASTEST THREE GOALS AGAINST, TEAM

5:31 - Paul Kariya (2) & Stanislav Chistov, 5/14/03 @
8:20, 12:16 & 13:51 of 2nd per. of 4-0 loss at ANA
(CF-Game 3)

At Home:

None

On Road:

5:31 - Paul Kariya (2) & Stanislav Chistov, 5/14/03 @
8:20, 12:16 & 13:51 of 2nd per. of 4-0 loss at ANA
(CF-Game 3)

FASTEST OVERTIME GOAL SCORED BY WILD

1:14 - 4/11/08, Keith Carney, 3-2 win vs. COL (CQ-Game 2)

At Home:

1:14 - 4/11/08, Keith Carney, 3-2 win vs. COL (CQ-Game 2)

On Road:

3:25 - 4/22/03, Andrew Brunette, 3-2 win at COL (CQ-Game 7)

32 BACKSTROM

25 BELANGER

24 BOOGAARD

96 BOUCHARD

21 BRODZIAK

15 BRUNETTE

8 BURNS

22 CLUTTERBUCK

18 GILLIES

37 HARDING

14 HAVLAT

34 HNIDY

5 JOHNSON

9 KOIVU

20 MIETTINEN

11 NOLAN

67 POULIOT

55 SCHULTZ

36 SCOTT

51 SHEPPARD

12 WELLER

6 ZANON

3 ZIDLICKY



PLAYOFF RECORD BOOK

INDIVIDUAL RECORDS

GAMES

MOST GAMES, CAREER

29 - Marian Gaborik, 2003-08

By Defenseman

24 - Nick Schultz, 2003-08

MOST GAMES, SEASON

18 - Marian Gaborik, 2003

By Defenseman:

18 - Filip Kuba, 2003

GOALS

MOST GOALS, CAREER

12 - Marian Gaborik, 2003-08

By Defenseman

3 - Filip Kuba, 2003

MOST GOALS, SEASON

9 - Marian Gaborik, 2003

By Defenseman:

3 - Filip Kuba, 2003

MOST GOALS, SERIES

5 - Marian Gaborik, 2003 Conference Semifinal vs. VAN
5 - Wes Walz, 2003 Conference Semifinal vs. VAN

By Defenseman:

2 - Filip Kuba, 2003 Conference Quarterfinal vs. COL

MOST GOALS BY OPPONENT, SERIES

6 - Joe Sakic, 2003 Conference Quarterfinal vs. COL

MOST GOALS, GAME

2 - 6x, last, Pascal Dupuis, 5/8/03 at VAN (CS-Game 7)

By Defenseman:

1 - 7x, last, Keith Carney, 4/11/08 vs. COL (CQ-Game 2)

MOST GOALS BY OPPONENT, GAME

2 - 4x, last, Francois Beauchemin, 4/13/07 at ANA (CQ-Game 2)

MOST GOALS, PERIOD

2 - 2x, last, Cliff Ronning, 5/5/03 in 2nd of 7-2 win at VAN (CS-Game 5)

MOST GOALS AGAINST, PERIOD

2 - 2x, last, Paul Kariya, 5/14/03 in 2nd of 4-0 loss at ANA (CF-Game 3)

ASSISTS

MOST ASSISTS, CAREER

11 - Sergei Zholtok, 2003

By Defenseman:

5 - Filip Kuba, 2003

MOST ASSISTS, SEASON

11 - Sergei Zholtok, 2003

By Defenseman:

5 - Filip Kuba, 2003

MOST ASSISTS, SERIES

6 - Marian Gaborik, 2003 Conference Semifinal vs. VAN
6 - Sergei Zholtok, 2003 Conference Quarterfinal vs. COL

By Defenseman

3 - Filip Kuba, 2003 Conference Semifinal vs. VAN

MOST ASSISTS BY OPPONENT, SERIES

6 - Markus Naslund, 2003 Conference Semifinal vs. VAN
6 - Peter Forsberg, 2003 Conference Quarterfinal vs. COL

MOST ASSISTS, GAME

3 - Cliff Ronning, 5/07/03 vs. VAN (CS-Game 6)

By Defenseman:

2 - Filip Kuba, 4/22/03 at COL (CQ-Game 7)

MOST ASSISTS BY OPPONENT, GAME

2 - 11x, last, Peter Forsberg & Milan Hejduk, 4/17/08 vs. COL (CQ-Game 5)

MOST ASSISTS, PERIOD

3 - Cliff Ronning, 5/07/03 in 3rd of 5-1 win vs. VAN (CS-Game 5)

MOST ASSISTS AGAINST, PERIOD

2 - 2x, last, Adam Oates & Petr Sykora, 5/14/03 in 2nd of 4-0 loss at ANA (CF-Game 3)

POINTS

MOST POINTS, CAREER

22 - Marian Gaborik (12g-10a), 2003-08

By Defenseman:

8 - Filip Kuba (3g-5a), 2003

MOST POINTS, SEASON

17 - Marian Gaborik (9g-8a), 2003

By Defenseman:

8 - Filip Kuba (3g-5a); 2003

By Rookie:

1 - Pierre-Marc Bouchard (1a), 2003
- James Sheppard (1a), 2008

MOST POINTS, SERIES

11 - Marian Gaborik (5g-6a), 2003 Conference Semifinal vs. VAN

By Defenseman:

4 - 2x, last, Filip Kuba (1g-3a), 2003 Conference Semifinal vs. VAN

MOST POINTS BY OPPONENT, SERIES

9 - Joe Sakic (6g-3a), 2003 Conf. Quarterfinal vs. COL

MOST POINTS, GAME

3 - 4x, last, Cliff Ronning (0g-3a), 5/7/03 vs. VAN (CS-Game 6)

By Defenseman:

2 - Filip Kuba (0g-2a), 4/22/03 at COL (CQ-Game 7)

MOST POINTS BY OPPONENT, GAME

3 - Joe Sakic (2g-1a), 5/16/03 vs. COL (CQ-Game 4)

MOST POINTS, PERIOD

3 - Cliff Ronning (0g-3a), 5/7/03 in 3rd of 5-1 win vs. VAN (CS-Game 6)

MOST POINTS AGAINST, PERIOD

2 - 8x, last, Ryan Getzlaf (1g-1a), 4/13/07 in 2nd of 3-2 loss at ANA (CQ-Game 2)

STREAKS

LONGEST GOAL-SCORING STREAK

4 - Marian Gaborik (5g); 4/27-5/05/03
- Mikko Koivu (4g); 4/9-4/15/08

LONGEST POINT-SCORING STREAK

8 - Marian Gaborik (7g-8a=15pts); 4/21-5/07/03

LONGEST ASSIST STREAK

3 - Sergei Zholtok (4a); 5/05-5/08/03
- Wes Walz (5a); 5/02-5/07/03
- Filip Kuba (4a); 4/22-4/27/03
- Brian Rolston (3a); 4/14-4/18/08

MOST CONSECUTIVE WINS BY GOALTENDER

3 - Dwayne Roloson, 5/05-5/08/03
- Manny Fernandez, 4/19-4/22/03

MOST CONSECUTIVE LOSSES BY GOALTENDER

3 - Dwayne Roloson, 4/12-4/16/03
- Niklas Backstrom, 4/11-4/15/07
- Niklas Backstrom, 4/15-4/19/08

LONGEST SHUTOUT STREAK BY GOALTENDER

88:06 - Manny Fernandez, 5/10/03

PENALTY MINUTES

MOST PENALTY MINUTES, CAREER

44 - Derek Boogaard

MOST PENALTY MINUTES, SEASON

27 - Stephane Veilleux, 2008

MOST PENALTY MINUTES, SERIES

27 - Stephane Veilleux, 2008 Conf. Qtr. vs. COL

MOST PENALTY MINUTES BY OPPONENT, SERIES

24 - Todd Bertuzzi, 2003 Conference Semifinal vs. VAN

MOST PENALTY MINUTES, GAME

25 - Stephane Veilleux, 4/15/08 at COL (CQ-Game 4)

By Goaltender:

2 - 3x, last, Niklas Backstrom, 4/15/07 vs. ANA (CQ-Game 3)

MOST PENALTY MINUTES BY OPPONENT, GAME

20 - Brad May, 4/17/07 vs. ANA (CQ-Game 3)

MOST PENALTY MINUTES, PERIOD

19 - Stephane Veilleux, 4/15/08 in 3rd of 5-1 loss at COL (CQ-Game 4)

MOST PENALTY MINUTES, PERIOD, OPPONENT

20 - Brad May, 4/17/07 in 3rd of 4-1 win vs. ANA (CQ-Game 3)

POWER-PLAY GOALS

MOST POWER-PLAY GOALS, CAREER

5 - Marian Gaborik, 2003-08

MOST POWER-PLAY GOALS, SEASON

4 - Marian Gaborik & Andrew Brunette; 2003

MOST POWER-PLAY GOALS, SERIES

3 -Marian Gaborik, 2003 Conference Quarterfinal vs. COL

MOST POWER-PLAY GOALS AGAINST, SERIES

3 - 3x, last, Adam Oates, 2003 Conference Final vs. ANA

MOST POWER PLAY GOALS, GAME

2 - Andrew Brunette, 5/07/03 vs. VAN (CS-Game 6)

MOST POWER PLAY GOALS AGAINST, GAME

2 - 2x, last, Francois Beauchemin, 4/13/07 at ANA (CQ-Game 2)

MOST POWER PLAY GOALS, PERIOD

1 - 21x, last, Pierre-Marc Bouchard, 4/17/08 in 1st of 3-2 loss vs. COL (CQ-Game 5)

MOST POWER PLAY GOALS AGAINST, PERIOD

1 - 23x, last, Wojtek Wolski, 4/17/08 in 3rd of 3-2 loss vs. COL (CQ-Game 5)

SHORT-HANDED GOALS

MOST SHORTHANDED GOALS, CAREER

2 - Wes Walz, 2003-07

MOST SHORTHANDED GOALS, SEASON

2 - Wes Walz, 2003

MOST SHORTHANDED GOALS, SERIES

1 - 5x, last, Mikko Koivu, 2008 Conf. Qtr. vs. COL

MOST SHORTHANDED GOALS BY OPPONENT, SERIES

1 - 5x, last, Ben Guite, 2008 Conf. Qtr. vs. COL

MOST SHORTHANDED GOALS, GAME

1 - 5x, last, Mikko Koivu, 4/15/08 in 5-1 loss at COL (CQ-Game 4)

MOST SHORTHANDED GOALS BY OPPONENT, GAME

1 - 5x, last, Ben Guite, 4/19/08 in 2-1 loss at COL (CQ-Game 6)

MOST SHORT-HANDED GOALS, PERIOD

1 - 5x, last, Mikko Koivu, 4/15/08 in 3rd of 5-1 loss at COL (CQ-Game 4)

MOST SHORT-HANDED GOALS BY OPPONENT, PERIOD

1 - 5x, last, Ben Guite, 4/19/08 in 1st of 2-1 loss at COL (CQ-Game 6)

GAME-WINNING GOALS

MOST GAME-WINNING GOALS, CAREER

2 - Wes Walz

MOST GAME-WINNING GOALS, SEASON

2 - Wes Walz, 2003

MOST GAME-WINNING GOALS, SERIES

1 - 11x, last, Pierre-Marc Bouchard, 2008 Conf. Qtr. vs. COL

OVERTIME GOALS

MOST OVERTIME GOALS, CAREER

1 - Richard Park, Andrew Brunette, Keith Carney, Pierre-Marc Bouchard

MOST OVERTIME GOALS, SEASON

1 - Richard Park & Andrew Brunette, 2003
- Keith Carney & Pierre-Marc Bouchard, 2008

MOST OVERTIME GOALS, SERIES

1 - 4x, last, Keith Carney & Pierre-Marc Bouchard, 2008 Conference Quarterfinal vs. COL

SHOTS ON GOAL

MOST SHOTS ON GOAL, CAREER

95 - Marian Gaborik, 2003-08

By Defenseman:

30 - Andrei Zyuzin

MOST SHOTS ON GOAL, SEASON

52 - Marian Gaborik, 2003

By Defenseman:

30 - Andrei Zyuzin, 2003

MOST SHOTS ON GOAL, GAME

9 - Marian Gaborik, 4/14/08 at COL (CQ-Game 3)

By Defenseman:

5 - 3x, last, Brent Burns, 4/14/08 at COL (CQ-Game 3)

MOST SHOTS ON GOAL BY OPPONENT, GAME

8 - 3x, last, Joe Sakic, 4/14/08 at COL (CQ-Game 3)

GAMES PLAYED, GOALTENDER

MOST GAMES PLAYED BY GOALTENDER, CAREER

11 - Dwayne Roloson, 2003
- Niklas Backstrom 2007-08

MOST GAMES PLAYED BY GOALTENDER, SEASON

11 - Dwayne Roloson, 2003

MOST GAMES PLAYED BY GOALTENDER, SERIES

6 - Niklas Backstrom, 2008 Conf. Qtr. vs. COL

MINUTES PLAYED

MOST MINUTES PLAYED BY GOALTENDER, CAREER

658 - Niklas Backstrom 2007-08

MOST MINUTES PLAYED BY GOALTENDER, SEASON

579 - Dwayne Roloson, 2003

MOST MINUTES PLAYED BY GOALTENDER, SERIES

361 - Niklas Backstrom, 2008 Conf. Qtr. vs. COL

MOST MINUTES PLAYED BY GOALTENDER, GAME

88:06 - Manny Fernandez, 5/10/03 vs. ANA (CF-Game 1)

WINS / LOSSES

MOST WINS BY GOALTENDER, CAREER

5 - Dwayne Roloson, 2003

MOST LOSSES BY GOALTENDER, CAREER

8 - Niklas Backstrom, 2007-08

32 BACKSTROM

25 BELANGER

24 BOOGAARD

96 BOUCHARD

21 BRODZIAK

15 BRUNETTE

8 BURNS

22 CLUTTERBUCK

18 GILLIES

37 HARDING

14 HAVLAT

34 HNIDY

5 JOHNSON

9 KOIVU

20 MIETTINEN

11 NOLAN

67 POULIOT

55 SCHULTZ

36 SCOTT

51 SHEPPARD

12 WELLER

6 ZANON

3 ZIDLICKY



PLAYOFF RECORD BOOK

MOST WINS BY GOALTENDER, SEASON

5 - Dwayne Roloson, 2003

MOST LOSSES BY GOALTENDER, SEASON

6 - Dwayne Roloson, 2003

MOST WINS BY GOALTENDER, SERIES

4 - Dwayne Roloson, 2003 Conference Semifinal vs. VAN

MOST LOSSES BY GOALTENDER, SERIES

4 - Niklas Backstrom, 2007 Conf. Qtr. vs. ANA

- Niklas Backstrom, 2008 Conf. Qtr. vs. COL

SAVES

MOST SAVES, CAREER

287 - Niklas Backstrom, 2007-08

MOST SAVES, SEASON

235 - Manny Fernandez, 2003

MOST SAVES, SERIES

153 - Niklas Backstrom, 2008 Conf. Qtr. vs. COL

MOST SAVES AGAINST, SERIES

188 - Jose Theodore, 2008 Conf. Qtr. vs. COL

MOST SAVES, GAME

44 - Niklas Backstrom, 4/14/08 at COL (CQ-Game 3)

MOST SAVES, GAME (REGULATION)

43 - Manny Fernandez, 4/22/03 at COL (CQ-Game 7)

MOST SAVES AGAINST, GAME

39 - J.S. Giguere, 5/10/03 vs. ANA (CF-Game 1)

MOST SAVES AGAINST, GAME (REGULATION)

35 - J.S. Giguere, 5/14/03 vs. ANA (CF-Game 3)

MOST SAVES, PERIOD

21 - Niklas Backstrom, 4/19/07 in 2nd of 4-1 loss at ANA (CQ-Game 5)

MOST SAVES AGAINST, PERIOD

16 - J.S. Giguere, 5/14/03 in 1st of 4-0 loss at ANA (CF-Game 3)
- Jose Theodore, 4/17/08 in 1st of 3-2 loss vs. COL (CQ-Game 5)

GOALS ALLOWED

MOST GOALS ALLOWED BY GOALTENDER, CAREER

28 - Niklas Backstrom 2007-08

MOST GOALS ALLOWED BY GOALTENDER, SEASON

25 - Dwayne Roloson, 2003

MOST GOALS ALLOWED BY GOALTENDER, SERIES

17 - Niklas Backstrom, 2008 Conf. Qtr. vs. COL

FEWEST GOALS ALLOWED BY GOALTENDER, SERIES

4 - Manny Fernandez, 2003 Conference Final vs. ANA

MOST GOALS ALLOWED, GAME

5 - Niklas Backstrom, 4/15/08 at COL in 5-1 loss at COL (CQ-Game 4)

MOST GOALS ALLOWED, PERIOD

3 - Niklas Backstrom, 4/15/08 at COL in 1st of 5-1 loss at COL (CQ-Game 4)

GOALS AGAINST AVERAGE

LOWEST GOALS-AGAINST-AVERAGE, CAREER

1.96 - Manny Fernandez, 2003

LOWEST GOALS-AGAINST-AVERAGE, SEASON

1.96 - Manny Fernandez, 2003

LOWEST GOALS-AGAINST-AVERAGE, SERIES

1.37 - Manny Fernandez, 2003 Conference Final vs. ANA

SAVE PERCENTAGE

HIGHEST SAVE PERCENTAGE, CAREER

.929 - Manny Fernandez, 2003

HIGHEST SAVE PERCENTAGE, SEASON

.929 - Manny Fernandez, 2003

HIGHEST SAVE PERCENTAGE, SERIES

.943 - Manny Fernandez, 2003 Conference Final vs. ANA

SHUTOUTS

MOST SHUTOUTS, CAREER

0

MOST SHUTOUTS, SEASON

0

MOST SHUTOUTS, SERIES

0



214 IT'S IN OUR BLOOD.

2009-10 MINNESOTA WILD TEAM GUIDE

ALL-TIME PLAYOFF SCORING



PLAYER	GP	G	A	PTS	+/-	PIM	PPG	SHG	GWG	SOG	SH%
Marian Gaborik	29	12	10	22	2	18	5	1	1	95	12.6
Wes Walz	23	7	7	14	6	18	0	2	2	38	18.4
Andrew Brunette	18	7	6	13	-3	4	4	0	1	33	21.2
Sergei Zholtok	18	2	11	13	-7	0	1	0	0	34	5.9
Cliff Ronning	17	2	7	9	-3	4	1	0	0	37	5.4
Pascal Dupuis	16	4	4	8	0	8	2	0	1	36	11.1
Filip Kuba	18	3	5	8	-8	24	3	0	0	21	14.3
Brian Rolston	11	3	5	8	2	12	0	1	0	54	5.6
Pierre-Marc Bouchard	16	3	4	7	-3	4	1	0	1	28	10.7
Pavol Demitra	11	2	5	7	-1	2	1	0	0	24	8.3
Mikko Koivu	11	5	1	6	-1	8	0	1	0	28	17.9
Richard Park	18	3	3	6	-2	4	0	0	1	26	11.5
Darby Hendrickson	17	2	3	5	1	4	0	0	1	22	9.1
Jeremy Stevenson	14	0	5	5	0	12	0	0	0	17	0.0
Antti Laaksonen	16	1	3	4	-3	4	0	0	0	25	4.0
Willie Mitchell	18	1	3	4	5	14	0	0	0	18	5.6
Brent Burns	11	0	3	3	1	20	0	0	0	29	0.0
Petteri Nummelin	7	1	2	3	0	0	1	0	0	15	6.7
Keith Carney	11	1	1	2	3	4	0	0	1	3	33.3
Jim Dowd	15	0	2	2	-1	0	0	0	0	24	0.0
Todd Fedoruk	6	1	1	2	-2	16	1	0	0	5	20.0
Kurtis Foster	3	0	2	2	0	0	0	0	0	5	0.0
Jason Marshall	15	1	1	2	-1	16	0	0	1	12	8.3
Nick Schultz	24	0	2	2	2	10	0	0	0	9	0.0
Lubomir Sekeras	15	1	1	2	-2	6	1	0	1	13	7.7
Derek Boogaard	10	0	1	1	-1	44	0	0	0	1	0.0
Kim Johnsson	10	0	1	1	-2	20	0	0	0	16	0.0
Mark Parrish	6	1	0	1	2	0	0	0	0	14	7.1
James Sheppard	6	0	1	1	-1	4	0	0	0	4	0.0
Aaron Voros	5	1	0	1	-1	16	0	0	0	10	10.0
Andrei Zyuzin	18	0	1	1	-3	14	0	0	0	30	0.0
Eric Belanger	6	0	0	0	-1	4	0	0	0	9	0.0
Brad Bombardir	4	0	0	0	-1	0	0	0	0	1	0.0
Brad Brown	11	0	0	0	-1	16	0	0	0	0	0.0
Matt Foy	1	0	0	0	0	0	0	0	0	0	0.0
Adam Hall	3	0	0	0	0	7	0	0	0	2	0.0
Sean Hill	5	0	0	0	-2	4	0	0	0	1	0.0
Matt Johnson	12	0	0	0	0	25	0	0	0	2	0.0
Bill Muckalt	5	0	0	0	-3	0	0	0	0	4	0.0
Benoit Pouliot	1	0	0	0	1	0	0	0	0	2	0.0
Branko Radivojevic	7	0	0	0	-1	2	0	0	0	11	0.0
Erik Reitz	2	0	0	0	-1	0	0	0	0	0	0.0
Chris Simon	2	0	0	0	-1	0	0	0	0	0	0.0
Martin Skoula	11	0	0	0	1	4	0	0	0	8	0.0
Wyatt Smith	4	0	0	0	0	0	0	0	0	2	0.0
Stephane Veilleux	11	0	0	0	-2	31	0	0	0	19	0.0
Todd White	4	0	0	0	-1	0	0	0	0	6	0.0

GOALTENDER	GP	W	L	SA	GA	GAA	SV	SV%	SO	MIN
Niklas Backstrom	11	3	8	315	28	2.55	287	.911	0	658
Dwayne Roloson	11	5	6	257	25	2.60	232	.903	0	578
Manny Fernandez	9	3	4	253	18	1.96	235	.929	0	552
Josh Harding	1	0	0	11	0	0.00	11	1.000	0	20

2009-10 MINNESOTA WILD TEAM GUIDE

IT'S IN OUR BLOOD. 215

32 BACKSTROM

25 BELANGER

24 BOOGAARD

96 BOUCHARD

21 BRODZIAK

15 BRUNETTE

8 BURNS

22 CLUTTERBUCK

18 GILLIES

37 HARDING

14 HAVLAT

34 HNIDY

5 JOHNSON

9 KOIVU

20 MIETTINEN

11 NOLAN

67 POULIOT

55 SCHULTZ

36 SCOTT

51 SHEPPARD

12 WELLER

6 ZANON

3 ZIDLICKY



ALL-TIME PLAYOFF LEADERS

GAMES

1. Marian Gaborik	29
2. Nick Schultz	24
3. Wes Walz	23
4. Andrew Brunette	18
Filip Kuba	18
Willie Mitchell	18
Richard Park	18
Sergei Zholtok	18
Andrei Zyuzin	18
10. Two Players Tied	17

GOALS

1. Marian Gaborik	12
2. Wes Walz	7
Andrew Brunette	7
4. Mikko Koivu	5
5. Pascal Dupuis	4
6. Filip Kuba	3
Pierre-Marc Bouchard	3
Brian Rolston	3
Richard Park	3
10. Four Players Tied	2

ASSISTS

1. Sergei Zholtok	11
2. Marian Gaborik	10
3. Cliff Ronning	7
Wes Walz	7
4. Andrew Brunette	6
6. Filip Kuba	5
Jeremy Stevenson	5
Pavol Demitra	5
Brian Rolston	5
10. P. Dupuis / P. Bouchard	4

POINTS

1. Marian Gaborik	22
2. Wes Walz	14
3. Andrew Brunette	13
Sergei Zholtok	13
5. Cliff Ronning	9
6. Pascal Dupuis	8
Filip Kuba	8
Brian Rolston	8
9. Pierre-Marc Bouchard	7
Pavol Demitra	7

PLUS/MINUS

1. Wes Walz	+6
2. Willie Mitchell	+5
3. Keith Carney	+3
4. Marian Gaborik	+2
Brian Rolston	+2
Mark Parrish	+2
Nick Schultz	+2
8. Four Players Tied	+1

PENALTY MINUTES

1. Derek Boogaard	44
2. Stephane Veilleux	31
3. Matt Johnson	25
4. Filip Kuba	24
5. Brent Burns	20
Kim Johnsson	20
7. Marian Gaborik	18
Wes Walz	18
9. Four Players Tied	16

POWER-PLAY GOALS

1. Marian Gaborik	5
2. Andrew Brunette	4
3. Filip Kuba	3
4. Pascal Dupuis	2
5. Seven Players Tied	1

SHORT-HANDED GOALS

1. Wes Walz	2
2. Marian Gaborik	1
Brian Rolston	1
Mikko Koivu	1

GAME-WINNING GOALS

1. Wes Walz	2
2. Marian Gaborik	1
Pierre-Marc Bouchard	1
Keith Carney	1
Andrew Brunette	1
Pascal Dupuis	1
Darby Hendrickson	1
Jason Marshall	1
Richard Park	1
Lubomir Sekeras	1

OVERTIME GOALS

1. Andrew Brunette	1
Richard Park	1
Keith Carney	1
Pierre-Marc Bouchard	1

SHOTS ON GOAL

1. Marian Gaborik	95
2. Brian Rolston	54
3. Wes Walz	38
4. Cliff Ronning	37
5. Pascal Dupuis	36
6. Sergei Zholtok	34
7. Andrew Brunette	33
8. Andrei Zyuzin	30
9. Brent Burns	29
10. P. Bouchard / M. Koivu	28

GAMES PLAYED (GOALTENDERS)

1. Dwayne Roloson	11
Niklas Backstrom	11
3. Manny Fernandez	9
4. Josh Harding	1

GAMES STARTED (GOALTENDERS)

1. Dwayne Roloson	11
Niklas Backstrom	11
3. Manny Fernandez	7

GOALS AGAINST AVERAGE

1. Josh Harding	0.00
2. Manny Fernandez	1.96
3. Niklas Backstrom	2.55
4. Dwayne Roloson	2.60

WINS

1. Dwayne Roloson	5
2. Manny Fernandez	3
Niklas Backstrom	3

LOSSES

1. Niklas Backstrom	8
2. Dwayne Roloson	6
3. Manny Fernandez	4

SAVES

1. Niklas Backstrom	287
2. Manny Fernandez	235
3. Dwayne Roloson	232
4. Josh Harding	11

SHOTS FACED

1. Niklas Backstrom	315
2. Dwayne Roloson	257
3. Manny Fernandez	253
4. Josh Harding	11

SAVE PERCENTAGE

1. Josh Harding	1.000
2. Manny Fernandez	.929
3. Niklas Backstrom	.911
4. Dwayne Roloson	.903

MINUTES PLAYED

1. Niklas Backstrom	658
2. Dwayne Roloson	578
3. Manny Fernandez	552
4. Josh Harding	20

FIRST GAME

Home - vs. COL, Apr. 14, 2003
Road - at COL, Apr. 10, 2003

FIRST WIN

Home - vs. COL (3-2 OT), Apr. 21, 2003
Road - at COL (4-2), Apr. 10, 2003

FIRST OT WIN

Home - vs. COL (3-2 OT), Apr. 21, 2003
Road - at COL (3-2 OT), Apr. 22, 2003

FIRST OT LOSS

Home - vs. VAN (3-2 OT), May 2, 2003
Road - at VAN (4-3 OT), Apr. 25, 2003

FIRST LOSS

Home - vs. COL (3-0), Apr. 14, 2003
Road - at COL (3-2), Apr. 12, 2003

FIRST SHUTOUT FOR

Home - None
Road - None

FIRST SHUTOUT AGAINST

Home - vs. COL (3-0, Roy), 4/14/03
Road - at ANA (4-0, Giguere), 5/14/03

FIRST GOAL

Home - Marian Gaborik, 17:20 of 3rd per., vs. COL (3-1 loss), 4/16/03
Road - Filip Kuba, 5:33 of 2nd per., at COL (4-2 win), 4/10/03

FIRST ASSISTS

Home - Cliff Ronning, Sergei Zholtok, 17:20 of 3rd per., vs. COL (3-1 loss), 4/16/03
Road - Andrew Brunette, Sergei Zholtok, 5:33 of 2nd per., at COL (4-2 win), 4/10/03

FIRST GAME-WINNING GOAL

Home - Richard Park, 4:22 of OT, vs. COL (3-2 OT win), 4/21/03
Road - Wes Walz, 9:53 of 2nd, at COL (4-2 win), 4/10/03

FIRST OT GOAL

Home - Richard Park, 4:22 of OT, vs. COL (3-2 OT win), 4/21/03
Road - Andrew Brunette, 3:25 of OT, at Colorado (3-2 OT win), 4/22/03

FIRST POWER-PLAY GOAL

Home - Marian Gaborik, 17:20 of 3rd per., vs. COL (3-1 loss), 4/16/03
Road - Filip Kuba, 5:33 of 2nd per., at COL (4-2 win), 4/10/03

FIRST SHORT-HANDED GOAL

Home - None
Road - Wes Walz, 8:09 of 1st, at COL (3-2 loss), 4/12/03

FIRST EMPTY NET GOAL

Home - None
Road - None

FIRST PENALTY SHOT

Home - None
Road - None

PLAYOFF FIRSTS

FIRST PENALTY SHOT AGAINST

Home - Ryan Smyth, missed, 17:33 of 3rd vs. COL (3-2 OT loss), 4/9/08
Road - None

FIRST PENALTY

Home - Jason Marshall (cross check), 7:32 of 1st vs. COL (3-0 loss), 4/14/03
Road - Andrew Brunette (hooking), 2:54 of 2nd, at COL (4-2 win), 4/10/03

FIRST MINOR PENALTY

Home - Jason Marshall (cross check), 7:32 of 1st, vs. COL (3-0 loss), 4/14/03
Road - Andrew Brunette (hooking), 2:54 of 2nd, at COL (4-2 win), 4/10/03

FIRST MAJOR PENALTY

Home - Matt Johnson (fighting), 0:07 of 1st, vs. VAN (3-2 loss), 4/29/03
Road - Brent Burns (fighting), 11:38 of 1st, vs. ANA (3-2 loss), 4/13/07

FIRST MISCONDUCT PENALTY

Home - None
Road - Willie Mitchell, Brad Brown & Matt Johnson, 20:00 of 3rd per., at Vancouver (3-2 win), 4/27/03

FIRST PP ATTEMPT

Home - 10:02 of 1st, vs. COL, 4/14/03
Road - 4:38 of 2nd, at COL, 4/10/03

FIRST PENALTY KILL

Home - 13:42 of 1st, vs. COL, 4/14/03
Road - 2:54 of 2nd, at COL, 4/10/03

FIRST TWO-GOAL GAME

Home - Richard Park, vs. COL, 4/21/03
Road - Wes Walz, at VAN, 4/25/03

FIRST HAT TRICK

Home - None
Road - None

FIRST TWO-ASSIST GAME

Home - Marian Gaborik (2a), vs. COL (3-2 OT win), 4/21/03
Road - Darby Hendrickson (2a), at COL (3-2 loss), 4/12/03

FIRST THREE-ASSIST GAME

Home - Cliff Ronning (3a), vs. VAN (5-1 win), 5/7/03
Road - None

FIRST TWO-POINT GAME

Home - Marian Gaborik (1g-2a); Richard Park (2g-0a), vs. COL, 4/21/03
Road - Andrew Brunette (1g-1a), at COL (4-2 win), 4/10/03

FIRST THREE-POINT GAME

Home - Marian Gaborik (1g-2a), vs. COL, 4/21/03
Road - Andrew Brunette (1g-2a), at COL, 4/22/03

FIRST FOUR-POINT GAME

Home - None
Road - None

GOALTENDER FIRSTS

FIRST WIN

Home - Manny Fernandez, vs. COL (3-2 OT win), 4/21/03
Road - Dwayne Roloson, at COL (4-2 win), 4/10/03

FIRST LOSS

Home - Dwayne Roloson, vs. COL (3-0 loss), 4/14/03
Road - Dwayne Roloson, at COL (3-2 loss), 4/12/03

FIRST SHUTOUT

Home - None
Road - None

FIRST PENALTY SHOT FACED

Home - Niklas Backstrom, vs. Ryan Smyth (COL); miss (3-2 OT loss), 4/9/08
Road - None

FIRST POINT

Home - None
Road - Niklas Backstrom, at ANA, 4/19/07

FIRST PENALTY

Home - Dwayne Roloson (tripping), 8:35 of 1st, vs. ANA (2-0 loss), 5/12/03
Road - Dwayne Roloson (roughing), 20:00 of 2nd, at VAN (7-2 win), 5/5/03

32 BACKSTROM

25 BELANGER

24 BOOGAARD

96 BOUCHARD

21 BRODZIAK

15 BRUNETTE

8 BURNS

22 CLUTTERBUCK

18 GILLIES

37 HARDING

14 HAVLAT

34 HNIDY

5 JOHNSON

9 KOIVU

20 MIETTINEN

11 NOLAN

67 POULIOT

55 SCHULTZ

36 SCOTT

51 SHEPPARD

12 WELLER

6 ZANON

3 ZIDLICKY

WCCO

NEWS RADIO

830



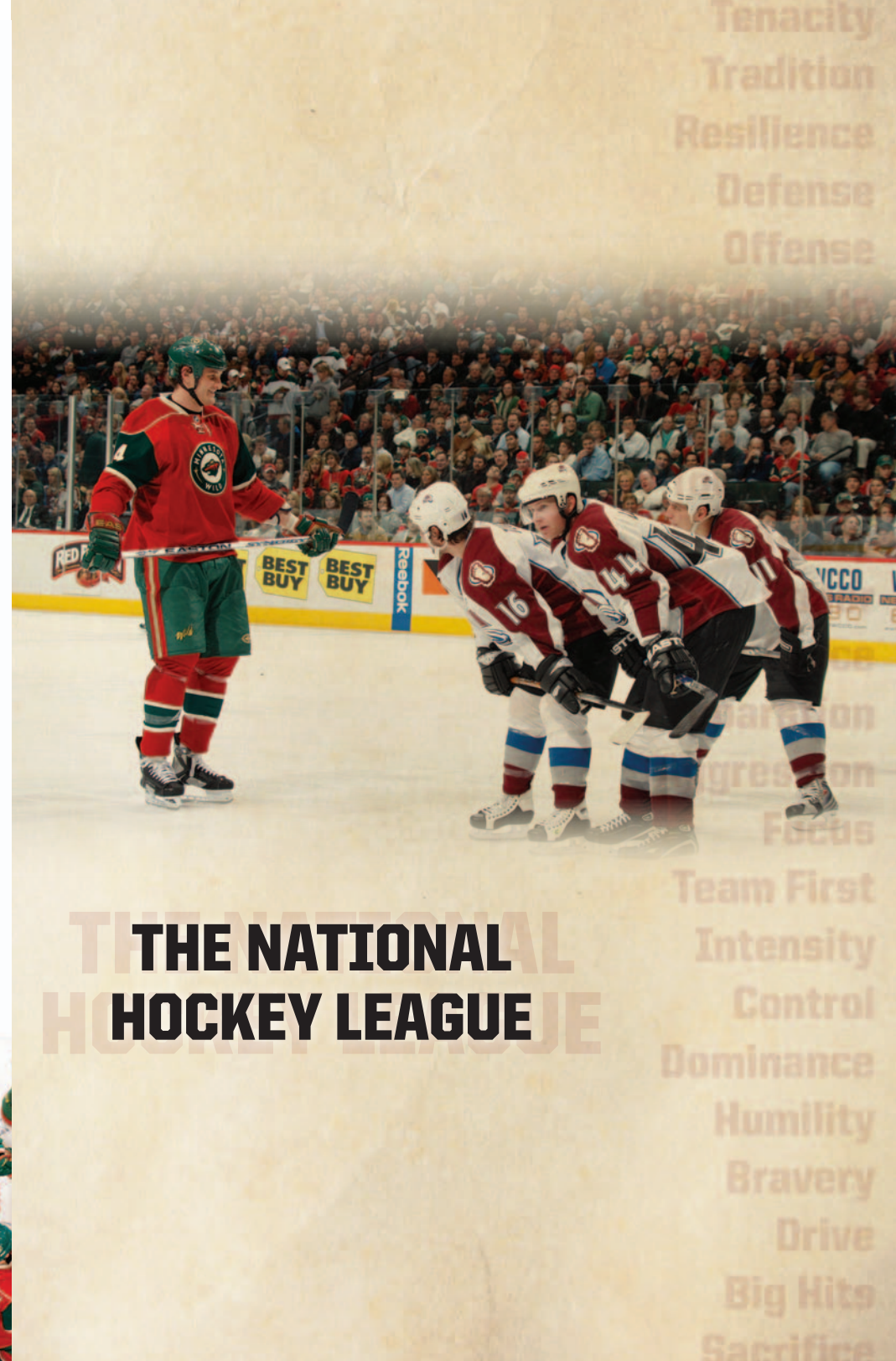
“WILD” RADIO

Coverage is on 830 WCCO Radio!

Listen to hockey experts,

Tom Reid and Bob Kurtz

to follow all the action!



THE NATIONAL HOCKEY LEAGUE

Tenacity
Tradition
Resilience
Defense
Offense
Focus
Team First
Intensity
Control
Dominance
Humility
Bravery
Drive
Big Hits
Sacrifice

32 BACKSTROM

25 BELANGER

24 BOOGAARD

96 BOUCHARD

21 BRODZIAK

15 BRUNETTE

8 BURNS

22 CLUTTERBUCK

18 GILLIES

37 HARDING

14 HAVLAT

34 HNIDY

5 JOHNSON

9 KOIVU

20 MIETTINEN

11 NOLAN

67 POULIOT

55 SCHULTZ

36 SCOTT

51 SHEPPARD

12 WELLER

6 ZANON

3 ZIDLICKY



NHL DIRECTORY



GARY BETTMAN



**NHL NEW YORK,
NHL ENTERPRISES, L.P.
& NHL PRODUCTIONS/NHL IMAGES**
1185 Avenue of the Americas
New York, NY 10036
Phone: 212.789.2000
Fax: 212.789.2020
PR Fax: 212.789.2080

**NHL TORONTO & NHL
ENTERPRISES CANADA, L.P.**
50 Bay Street, 11th Floor
Toronto, Ontario M5J 2X8
Phone: 416.359.7900
PR Fax: 416.981.2769

NHL MONTREAL
1800 McGill College Avenue,
Suite 2600
Montreal, Quebec H3A 3J6
Phone: 514.841.9220
Fax: 514.841.1070

2009-10 NATIONAL LEAGUE HOCKEY DIRECTORY

EXECUTIVE

Commissioner.....Gary B. Bettman
Deputy Commissioner.....William Daly
Chief Operating Officer.....John Collins
Senior Executive Vice President of Hockey Operations.....Colin Campbell

COMMUNICATIONS

Senior Vice President, Public Relations & Media (Toronto).....Gary Meagher
Senior Vice President, Corporate Communications.....Bernadette Mansur
Group Vice President, Public Relations.....Frank Brown
Vice President, Public Relations & Player Development.....Jamey Horan
Statistician and Information Officer (Toronto).....Benny Ercolani
Senior Director, News Services.....Greg Inglis
Director, Media Relations.....John Dellapina
Director, Public Relations (Toronto).....Julie Young
Senior Publicist, Corporate Communications.....Kerry McGovern
Senior Manager, Public Relations (Toronto).....David Keon
Manager, Public Relations.....Schuyler Baehman
Manager, Public Relations (Toronto).....Jennifer Raimondi
Assistant, Public Relations.....Celeste Velasco

ANAHEIM DUCKS



TEAM INFORMATION

Home Ice (Cap., Built).....Honda Center (17,174, 1993)
Mailing Address.....2695 E. Katella Ave.
Anaheim, CA 92806
Telephone.....714.940.2900
Fax.....714.940.2953
Website.....anaheimducks.com
Founded.....1993-94
Stanley Cup Titles.....2007
Colors.....Black, Gold, Orange and Silver

DIRECTORY

Owners.....Henry & Susan Samuelli
Chief Executive Officer.....Michael Schulman
Executive Vice President/General Manager.....Bob Murray
Head Coach.....Randy Carlyle
Assistant Coaches.....Dave Farrish, Newell Brown
Goaltending Consultant.....Pete Peeters

COMMUNICATIONS DEPARTMENT

Director of Media & Communications.....Alex Gilchrist
Media & Communications Manager.....Steve Hoem
Media & Communications Manager.....Lauren O'Gorman

ALL-TIME SERIES NOTES

Hat Tricks: Vaclav Prospal, 1/23/04, (D. Roloson), 3-1=4 pts.

Overtime Games: Six, last, 10/27/06, 3-2 shootout win @MIN (Koivu)

Penalty Shots: None

Shutouts: Eight (MIN-4, ANA-4), last, 2/04/09, 3-0 win @MIN (Backstrom-34 saves)

Last Trade Between Ducks and Wild: 6/11/08, Acquired D Marc-Andre Bergeron in exchange for a 2009 third round pick (Brandon McMillan)

WILD VS. ANAHEIM DUCKS

2008-09 Wild Record: 2-2-0 (1-1-0 at Xcel Energy Center, 1-1-0 at Anaheim)

All-Time Wild Record: 16-12-4 (9-4-3 at Xcel Energy Center, 7-8-1 at Anaheim)

DATE	OPP.	Scoring By Period					Shots By Period					Power Plays	Penalties/ Minutes	Game-Winning Goal	Goalie	
		1	2	3	OT	F	1	2	3	OT	T				(Saves-Shots)	Attn.
12/14	MIN	1	1	0	—	2	9	11	8	—	28	1-4	5-15	Morrison	Harding (30-34)	
	ANA	2	2	0	—	4	16	10	8	—	34	0-5	5-13		Giguere (26-28) 16,577	
1/17	ANA	0	1	2	—	3	7	18	9	—	34	1-1	5-13	Perry	Hiller (30-30)	
	MIN	0	0	0	—	0	8	10	12	—	30	0-4	2-7		Backstrom (31-34) *18,568	
2/4	ANA	0	0	0	—	0	9	11	14	—	34	0-5	3-6		Hiller (22-24)	
	MIN	1	1	1	—	3	11	8	6	—	25	1-3	5-10	Brunette (1)	Backstrom (34-34) *18,568	
3/8	MIN	1	1	1	—	3	9	8	8	—	25	0-4	3-6	Brunette (2)	Backstrom (36-38)	
	ANA	0	1	1	—	2	11	11	16	—	38	0-3	4-8		Hiller (22-25) 17,300	
TOTALS	Scoring By Period					Shots By Period					Power Plays (Percentage)	Penalties/ Minutes	Goaltenders (Record, Saves-Shots)			
	1	2	3	OT	F	1	2	3	OT	T						
	ANA	2	4	3	—	9	43	43	46	—	132	1-14 (07.1)	17-40	Giguere (1-0-0, 26-28); Hiller (1-2-0, 74-79)		
MIN	3	3	2	—	8	37	37	34	—	108	2-15 (13.3)	15-36	Harding (0-1-0, 30-34); Backstrom (2-1-0, 101-106)			

SERIES NOTES

Anaheim and Minnesota met in the 2003 Western Conference Final with the Ducks taking the series, 4-0, on their way to the Stanley Cup Final...The Ducks defeated the Wild 4-1 in the 2007 Western Conference Quarterfinals...The two teams combined for two penalties and a total of four penalty minutes (12/31/02), which are tied for Wild franchise records for fewest penalties and penalty minutes by both teams...The Wild played its first-ever game at Anaheim and lost 3-1 (10/6/00)...Wild D Shane Hnidy recorded three points (1-2=3) and 30 PIM in 33 games for Anaheim in 2007-08...Anaheim C Ryan Carter is a native of St. Paul...Minnesota's first round draft pick in 2001, Mikko Koivu, is the younger brother of the Ducks' Saku Koivu...Wild General Manager Chuck Fletcher worked for the Ducks from 2002-06, serving as Director of Hockey Operations, Assistant General Manager, and Vice President of Amateur Scouting and Player Development...Wild Assistant General Manager Brent Flahr served as an Amateur Scout for the Ducks from 2003-07...RW Owen Nolan leads the Wild in career scoring vs. Anaheim with 46 points (20-26=46) in 83 games played...RW Teemu Selanne leads the Ducks with 20 points (9-11=20) in 30 career games versus the Wild...G Jean-Sebastien Giguere has recorded three shutouts in 23 career meetings against the Wild, but is 1-3-0 with a 3.54 GAA and a .863 SV% in the last four meetings...Giguere is 9-9-4 with a 2.24 GAA and a .915 SV% in 22 regular season games against the Wild, but 5-0-0 with a 0.36 GAA and a .987 SV% in six games — five starts — versus Minnesota in the postseason.

32 BACKSTROM

25 BELANGER

24 BOOGAARD

96 BOUCHARD

21 BRODZIAK

15 BRUNETTE

8 BURNS

22 CLUTTERBUCK

18 GILLIES

37 HARDING

14 HAVLAT

34 HNIDY

5 JOHNSON

9 KOIVU

20 MIETTINEN

11 NOLAN

67 POULIOT

55 SCHULTZ

36 SCOTT

51 SHEPPARD

12 WELLER

6 ZANON

3 ZIDLICKY



ATLANTA THRASHERS

TEAM INFORMATION

Home Ice (Cap., Built)..... Philips Arena (18,545, 1999)
Mailing Address..... Centennial Tower, 101 Marietta St., Suite 1900
Atlanta, GA 30303
Telephone..... 404.878.3800
Fax..... 404.878.3765
Website..... atlantathrashers.com
Founded..... 1999-00
Stanley Cup Titles..... None
Colors..... Navy, Blue, Copper, Bronze and Gold

DIRECTORY

Ownership..... Atlanta Spirit, LLC
Executive Vice President & General Manager..... Don Waddell
Head Coach..... John Anderson
Assistant Coaches..... Randy Cunneynworth, Todd Nelson, Steve Weeks
Video Coach..... Tomy Borgford

COMMUNICATIONS DEPARTMENT

Senior Director of Public Relations..... Rob Koch
Director of Media Relations..... Brian Potter
Media Relations Assistant..... Rob Tillotson



2009-10 MATCHUPS

Fri. 2/12 Xcel Energy Center 7:00 p.m.

ALL-TIME SERIES NOTES

Hat Tricks: Marian Gaborik, 11/13/01 (D. Rhodes), 3-0=3 pts.

Overtime Games: Two; 1/3/01, 1-1 tie @MIN; 3/7/08, 3-2 shootout loss (Christensen) @ATL

Penalty Shots: None

Shutouts: None

Last Trade Between Thrashers and Wild: 06/14/06, Acquired D Petteri Nummelin in exchange for a 2007 third round pick (Spencer Machacek).

WILD VS. ATLANTA THRASHERS

2008-09 Wild Record: 1-0-0 (Did not play at Xcel Energy Center, 1-0-0 at Atlanta)

All-Time Wild Record: 6-0-2 (3-0-1 at Xcel Energy Center, 3-0-1 at Atlanta)

DATE	OPP.	Scoring By Period					Shots By Period				Power Plays	Penalties/ Minutes	Game-Winning Goal	Goalie (Saves-Shots)		Attn.
		1	2	3	OT	F	1	2	3	OT	T					
	MIN	1	0	3	—	4	6	15	5	—	26	1-5	4-8	Miettinen (1)	Backstrom (24-26)	
10/14	ATL	0	1	1	—	2	9	7	10	—	26	0-4	5-10		Lehtonen (22-26)	11,843
TOTALS		1	2	3	OT	F	1	2	3	OT	T	Power Plays (Percentage)	Penalties/ Minutes	Goaltenders (Record, Saves-Shots)		
	ATL	0	1	1	—	2	9	7	10	—	26	0-4 (0.0)	5-10	Lehtonen (0-1-0, 22-26)		
	MIN	1	0	3	—	4	6	15	5	—	26	1-5 (20.0)	4-8	Backstrom (1-0-0, 24-26)		

SERIES NOTES

The Wild defeated the Thrashers 4-2 (10/14) in the teams' only meeting last season...RW Antti Miettinen had two goals and an assist at Philips Arena... Minnesota is unbeaten in regulation at 6-0-2 all-time against Atlanta...Minnesota scored two PPGs in a 3-2 victory to extend its club record of games with a PPG to eight (10/30/03)...D Shane Hnidy played two seasons (2005-07) for Atlanta...Thrashers C Todd White played two seasons (2005-07) for Minnesota... Wild C Eric Belanger appeared in 24 games with the Thrashers in 2006-07...D Kim Johnsson (1-13=14) leads the Wild in scoring against Atlanta...Marty Reasoner leads the Thrashers in all-time scoring against Minnesota with six points (1-5=6).

BOSTON BRUINS



TEAM INFORMATION

Home Ice (Cap., Built).....TD Garden (17,565, 1995)
Mailing Address..... 100 Legends Way
Boston, MA 02114
Telephone..... 617.624.2327
Fax..... 617.523.7184
Website..... bostonbruins.com
Founded..... 1924-25
Stanley Cup Titles..... 1929, 1939, 1941, 1970, 1972
Colors..... Gold, Black and White

DIRECTORY

Owner & Governor..... Jeremy M. Jacobs
General Manager..... Peter Chiarelli
Head Coach..... Claude Julien
Assistant Coaches..... Doug Honda, Craig Ramsay, Geoff Ward
Goaltending Coach..... Bob Essensa

COMMUNICATIONS DEPARTMENT

Director of Communications..... Matthew Chmura
Director of Publications & Information..... Heidi Holland



2009-10 MATCHUPS

Wed. 11/25 Xcel Energy Center 7:00 p.m.

ALL-TIME SERIES NOTES

Hat Tricks: None

Overtime Games: None

Penalty Shots: None

Shutouts: Two; 3/18/04, 1-0 win @BOS (Fernandez – 31 saves); 1/6/09, 1-0 win @BOS (Backstrom – 28 saves)

Last Trade Between Bruins and Wild: 7/1/07, Acquired RW Petr Kalus and a 2009 fourth round pick (Alexander Fallstrom) in exchange for G Manny Fernandez

WILD VS. BOSTON BRUINS

2008-09 Wild Record: 2-0-0 (1-0-0 at Xcel Energy Center, 1-0-0 at Boston)

All-Time Wild Record: 8-1-0 (3-1-0 at Xcel Energy Center, 5-0-0 at Boston)

DATE	OPP.	Scoring By Period					Shots By Period					Power Plays	Penalties/ Minutes	Game-Winning Goal	Goalie (Saves-Shots)		Attn.
		1	2	3	OT	F	1	2	3	OT	T						
	BOS	1	0	2	—	3	14	11	12	—	37	0-4	5-10		Fernandez (22-26)		
10/11	MIN	1	3	0	—	4	9	12	5	—	26	2-3	5-12	Belanger (1)	Backstrom (34-37)	*18,568	
	MIN	0	1	0	—	1	5	15	4	—	24	1-5	3-6	Zidlicky (2)	Backstrom (28-28)		
1/6	BOS	0	0	0	—	0	6	9	13	—	28	0-2	6-12		Fernandez (23-24)	16,272	
TOTALS		1	2	3	OT	F	1	2	3	OT	T	Power Plays (Percentage)	Penalties/ Minutes	Goaltenders (Record, Saves-Shots)			
	BOS	1	0	2	—	3	20	20	25	—	65	0-6 (0.0)	11-22	Fernandez (0-2-0, 45-50)			
	MIN	1	4	0	—	5	14	27	9	—	50	3-8 (37.5)	8-18	Backstrom (2-0-0, 62-65)			

SERIES NOTES

Minnesota swept a pair of one-goal decisions from the Bruins in 2008-09, improving to 8-1-0 all-time versus Boston...C Eric Belanger scored twice in a 4-3 win at Xcel Energy Center (10/11), while D Marek Zidlicky scored a PPG and G Niklas Backstrom made 28 saves in Boston (1/6)...Boston claimed its lone victory against the Minnesota Wild with a 3-2 win at Xcel Energy Center (12/15/05)...Minnesota did not record a shot during the third period of the 5-3 win, the only time the Wild has never recorded a shot in a period (11/8/01)...RW Pierre-Marc Bouchard made his NHL debut against Boston and posted an assist on the game's first goal...The Wild established a then franchise-record for PPGs on the road with four in a 6-1 victory at Boston (11/18/00)...Wild Assistant Coach Dave Barr made his NHL debut with Boston during the 1981-82 season...Boston RW Blake Wheeler (Plymouth) and D Mark Stuart (Rochester) are Minnesota natives...Wheeler and Bruins C Phil Kessel played his college hockey at the University of Minnesota...RW Owen Nolan leads the Wild in career scoring vs. Boston with 27 points (7-20=27)...LW Andrew Brunette is second with 22 points (8-14=22)...G Niklas Backstrom is 3-0-0 with a 1.33 GAA, .958 SV% and a shutout in three career games against Boston...C Marc Savard leads the Bruins in all-time scoring vs. Minnesota with 12 points (6-6=12).

32 BACKSTROM
25 BELANGER
24 BOOGAARD
96 BOUCHARD
21 BRODZIAK
15 BRUNETTE
8 BURNS
22 CLUTTERBUCK
18 GILLIES
37 HARDING
14 HAVLAT
34 HNIDY
5 JOHNSON
9 KOIVU
20 MIETTINEN
11 NOLAN
67 POULIOT
55 SCHULTZ
36 SCOTT
51 SHEPPARD
12 WELLER
6 ZANON
3 ZIDLICKY



BUFFALO SABRES

TEAM INFORMATION

Home Ice (Cap., Built)..... HSBC Arena (18,690, 1996)
Mailing Address.....One Seymour Knox III Plaza
Buffalo, NY 14203
Telephone.....716.855.4100
Fax.....717.855.4110
Website.....sabres.com
Founded.....1970-71
Stanley Cup Titles.....None
Colors.....Navy, Blue, Gold and Silver

DIRECTORY

Owner.....B. Thomas Golisano
General Manager.....Darcy Regier
Head Coach.....Lindy Ruff
Associate Coach.....Brian McCutcheon
Assistant Coach.....James Patrick

COMMUNICATIONS DEPARTMENT

Director of Public Relations.....Michael Gilbert
Manager of Publications & Hockey Information.....Kevin Snow
Coordinator of Media Relations.....Chris Bandura



2009-10 MATCHUPS

Fri. 3/12 HSBC Arena 6:30 p.m.

ALL-TIME SERIES NOTES

Hat Tricks: None

Overtime Games: 10/23/08, 4-3 loss (Roy) @MIN

Penalty Shots: 3/9/07, @BUF; Marian Gaborik vs. Ryan Miller; no goal

Shutouts: 1/14/03, 1-0 loss @MIN (Miller-22 saves)

Last Trade Between Sabres and Wild: 3/8/04, Acquired 2005 fourth round pick (Kyle Bailey) in exchange for D Brad Brown and a 2005 sixth round pick (Vyacheslav Buravchikov).

WILD VS. BUFFALO SABRES

2008-09 Wild Record: 0-0-1 (0-0-1 at Xcel Energy Center, Did not play at Buffalo)

All-Time Wild Record: 4-4-1 (1-3-1 at Xcel Energy Center, 3-1-0 at Buffalo)

DATE	OPP.	Scoring By Period					Shots By Period				Power Plays	Penalties/ Minutes	Game-Winning Goal	Goalie (Saves-Shots)	Attn.
		1	2	3	OT	F	1	2	3	OT	T				
	BUF	1	0	2	1	4	9	9	5	1	24	0-2	3-6	Roy	
10/23	MIN	0	2	1	0	3	10	15	8	0	33	1-3	2-4	Backstrom (20-24)	*18,568
TOTALS		1	2	3	OT	F	1	2	3	OT	T	Power Plays (Percentage)		Goalenders (Record, Saves-Shots)	
	BUF	1	0	2	1	4	9	9	5	1	24	0-2 (0.0)		Miller (1-0-0, 30-33)	
	MIN	0	2	1	0	3	10	15	8	0	33	1-3 (33.3)		Backstrom (0-0-1, 20-24)	

SERIES NOTES

The Sabres rallied for a 4-3 OT win in the teams' lone meeting last season, (10/23) at Xcel Energy Center. ...Adam Mair and Thomas Vanek scored in the final four minutes of regulation, and Derek Roy scored the GWG 44 seconds into OT. ...The Wild stands 4-4-1 in the all-time series. ...Minnesota Assistant Coach Mike Ramsey is a former player and assistant coach with the Sabres. ...Ramsey played 14 of his 18 NHL seasons with Buffalo and ranks third on the club's all-time regular season games played list with 911. ...He was originally the Sabres first choice (11th overall) in the 1979 NHL Entry Draft. ...Wild D Shane Hnidy was a seventh-round pick (No. 173 overall) by the Sabres in 1994, but never played a game for Buffalo. ...Sabres RW Thomas Vanek played his college hockey at the University of Minnesota. ...RW Owen Nolan leads the Wild in career scoring vs. Buffalo with 40 points (17-23=40). ...D Toni Lydman (1-5=6) and LW Jochen Hecht (0-6=6) lead the Sabres in scoring against the Wild.

CALGARY FLAMES



TEAM INFORMATION

Home Ice (Cap., Built)..... Pengrowth Saddledome (19,289, 1983)
Mailing Address.....Box 1540, Station M
Calgary, Alberta T2P 3B9
Telephone.....403.777.2177
Fax.....403.777.2195
Website.....calgaryflames.com
Founded.....1972-73 (Relocated from Atlanta in 1980)
Stanley Cup Titles.....1989
Colors.....Red, White, Black and Gold

DIRECTORY

President & CEO.....Ken King
General Manager.....Darryl Sutter
Head Coach.....Brent Sutter
Assistant Coaches.....Dave Lowry, Ryan McGill,
Jamie McLennan, Rob Cookson

COMMUNICATIONS DEPARTMENT

Vice President, Communications.....Peter Hanlon
Manager of Media Relations.....Sean Kelso
Administrative Assistant, Communications.....Bernie Hargrave



2009-10 MATCHUPS

Fri.	12/11	Pengrowth Saddledome	8:00 p.m.
Wed.	1/6	Xcel Energy Center	7:00 p.m.
Wed.	3/3	Pengrowth Saddledome	9:00 p.m.
Sun.	3/7	Xcel Energy Center	2:00 p.m.
Sun.	3/21	Xcel Energy Center	2:00 p.m.
Thu.	4/8	Pengrowth Saddledome	8:30 p.m.

ALL-TIME SERIES NOTES

Hat Tricks: Marc Chouinard, 10/5/05, (M. Kiprusoff), 3-0=3 pts.; Jarome Iginla, 3/29/07, (N. Backstrom/J. Harding), 3-0=3 pts.; Jarome Iginla, 3/22/08, (J. Harding), 3-0=3 pts.

Overtime Games: 14, last, 2/19/09, 3-2 OT loss (Aucoin) @MIN

Penalty Shots: Two, last, 12/29/05 @CGY; Brian Rolston vs. Miikka Kiprusoff; no goal

Shutouts: Seven (MIN-3, CGY-4), last, 3/27/07, 1-0 shootout loss @MIN (Kiprusoff – 38 saves, Backstrom – 24 saves)

Last Trade Between Flames and Wild: 6/22/02, Acquired a 2002 ninth round pick (Mika Hannula) in exchange for G Jamie McLennan.

WILD VS. CALGARY FLAMES

2008-09 Wild Record: 1-3-2 (1-0-2 at Xcel Energy Center, 0-3-0 at Calgary)

All-Time Wild Record: 15-26-10 (12-8-6 at Xcel Energy Center, 3-18-4 at Calgary)

DATE	OPP.	Scoring By Period					Shots By Period				Power Plays	Penalties/ Minutes	Game-Winning Goal	Goalie (Saves-Shots)	Attn.
		1	2	3	OT	F	1	2	3	OT	T				
	CGY	0	2	0	1	3	9	9	10	2	30	0-3	5-16	Bertuzzi	
12/17	MIN	0	1	1	0	2	9	6	8	4	27	0-3	5-16	Backstrom (27-30)	*18,568
	MIN	0	1	0	–	1	8	7	9	–	24	0-4	2-4	Harding (27-29)	
12/29	CGY	1	0	1	–	2	14	6	9	–	29	0-2	4-8	Nystrom	Kiprusoff (23-24) 19,289
	CGY	1	1	0	1	3	7	8	6	1	22	0-2	1-2	Aucoin	Kiprusoff (25-27)
2/19	MIN	0	2	0	0	2	11	13	1	2	27	0-1	2-4	Backstrom (19-22)	*18,568
	MIN	0	0	1	–	1	5	6	5	–	16	0-5	7-17	Backstrom (25-29)	
2/27	CGY	0	3	1	–	4	6	10	13	–	29	1-5	7-17	Phaneuf	Kiprusoff (15-16) 19,289
	MIN	1	1	0	–	2	5	5	5	–	15	0-1	4-8	Backstrom (37-40)	
3/28	CGY	2	1	0	–	3	20	8	12	–	40	0-3	2-4	Nystrom	Kiprusoff (13-15) 19,289
	CGY	0	0	0	–	0	9	10	8	–	27	0-5	4-8	KIPRUSOFF (24-28); McElhinney (0-0)	
4/3	MIN	3	0	1	–	4	10	8	10	–	28	1-4	5-10	Brunette (3)	Backstrom (27-27) *18,568
TOTALS		1	2	3	OT	F	1	2	3	OT	T	Power Plays (Percentage)		Goalenders (Record, Saves-Shots)	
	CGY	4	7	2	2	15	67	51	58	3	177	1-20 (5.0)		Kiprusoff (5-1-0 125-137); McElhinney (0-0-0, 0-0)	
	MIN	1	5	2	0	8	38	37	28	6	109	0-14 (0.0)		Backstrom (0-2-2, 108-121); Harding (0-1-0; 27-29)	

SERIES NOTES

The Wild is 2-7-3 in the last 12 meetings...Flames RW Jarome Iginla failed to score a goal all season against the Wild, registering two assists. ...Iginla is the all-time leader against the Wild in points (49), goals (27), and shots (150), although Iginla doesn't have a goal in the last seven meetings (a career-high) since recording a hat trick 3/22/08. Iginla is tied with the retired Joe Sakic with seven GWG against the Wild...Flames G Miikka Kiprusoff is 24-7-3 with a 1.86 GAA, a .929 SV% and three shutouts in 34 starts against Minnesota. His 24 wins and 34 appearances are the most by any goaltender against the Wild (no other goalie has more than 13 victories versus Minnesota)...No other Flames goalie has started versus the Wild since Kiprusoff joined the team (Jamie McLennan on 11/7/03)...Kiprusoff is 15-1-1 with a 1.69 GAA and a .930 SV% in 17 home starts against Minnesota...The Wild is 3-18-4 all-time at the Saddledome, including seven straight regulation losses by a 24-14 margin, and a 1-14-2 mark in the last 17 trips...Minnesota's only win in that span was a 4-2 decision (3/17/07)...The Wild hasn't scored a PPG in Calgary in the last five meetings (7 chances) since 11/23/07...RW Owen Nolan played 77 games in his first and only season with Calgary...F Craig Weller is a Calgary native...Nolan leads the Wild in career scoring vs. the Flames with 38 points (23-15=38) in 44 contests, while LW Andrew Brunette has 36 points (13-23=36) in 53 games...Flames LW Colin Stuart is from Rochester.

32 BACKSTROM

25 BELANGER

24 BOOGAARD

96 BOUCHARD

21 BRODZIAK

15 BRUNETTE

8 BURNS

22 CLUTTERBUCK

18 GILLIES

37 HARDING

14 HAVLAT

34 HNIDY

5 JOHNSON

9 KOIVU

20 MIETTINEN

11 NOLAN

67 POULIOT

55 SCHULTZ

36 SCOTT

51 SHEPPARD

12 WELLER

6 ZANON

3 ZIDLICKY



CAROLINA HURRICANES

TEAM INFORMATION

Home Ice (Cap., Built).....RBC Center (18,680, 1999)
Mailing Address.....1400 Edwards Mill Road
Raleigh, NC 27607
Telephone.....919.467.7825
Fax.....919.462.0123
Website.....carolinahurricanes.com
Founded.....1979-80 (Relocated from Hartford in 1997)
Stanley Cup Titles.....2006
Colors.....Red, White, Black and Silver

DIRECTORY

CEO/Owner/Governor.....Peter Karmanos, Jr.
President/General Manager.....Jim Rutherford
Head Coach.....Paul Maurice
Associate Head Coach/Dir. of Player Personnel.....Ron Francis
Assistant Coaches.....Kevin McCarthy, Tom Rowe, Tom Barrasso
Video Coach.....Chris Huffine

COMMUNICATIONS DEPARTMENT

Director of Media Relations.....Mike Sundheim
Manager of Media Relations.....Kyle Hamlin



2009-10 MATCHUPS

Sat.	10/24	Xcel Energy Center	7:00 p.m.
Sun.	11/15	RBC Center	12:30 p.m.

ALL-TIME SERIES NOTES

Hat Tricks: None

Overtime Games: Two; 2/29/04, 3-3 tie @MIN; 12/13/00, 1-1 tie @MIN

Penalty Shots: None

Shutouts: Two; 3/7/03, 1-0 loss @CAR, (Weekes-22 saves); 1/15/02, 2-0 loss @CAR, (Irbe-22 saves)

Last Trade Between Hurricanes and Wild: 3/1/01, Acquired LW Askhat Rakhmatullin, a 2001 third round pick (Chris Heid) and future considerations in exchange for LW Scott Pellerin.

WILD VS. CAROLINA HURRICANES

2008-09 Wild Record: 1-0-0 (1-0-0 at Xcel Energy Center, Did not play at Carolina)

All-Time Wild Record: 3-4-2 (3-1-2 at Xcel Energy Center, 0-3-0 at Carolina)

DATE	OPP.	Scoring By Period					Shots By Period				Power Plays	Penalties/ Minutes	Game-Winning Goal	Goalie (Saves-Shots)	Attn.
		1	2	3	OT	F	1	2	3	OT					
	CAR	1	1	0	—	2	10	14	13	—	37	0-5	1-2	Leighton (20-23)	
12/23	MIN	0	3	0	—	3	4	13	6	—	23	1-1	4-10	Veilleux (1)	*18,568
TOTALS		1	2	3	OT	F	1	2	3	OT	T	Power Plays (Percentage)	Penalties/ Minutes	Goaltenders (Record, Saves-Shots)	
	CAR	1	1	0	—	2	10	14	13	—	37	0-5 (0.0)	1-2	Leighton (0-1-0, 20-23)	
	MIN	0	3	0	—	3	4	13	6	—	23	1-1 (100.0)	4-10	Bacsrom (1-0-0, 35-37)	

SERIES NOTES

Minnesota defeated Carolina 3-2 in the only meeting last season, at Xcel Energy Center (12/23/08), behind two assists from C Mikko Koivu and 35 saves from G Niklas Backstrom...Minnesota is 3-4-2 all-time against the Hurricanes, but has just one loss in six home meetings (3-1-2)...The Wild earned its first victory over the Canes with a 2-1 win at Xcel Energy Center (12/15/02)...The second win (5-4) came during the 2006-07 season at the Xcel Energy Center (2/10/07)...The Hurricanes defeated the Wild, 7-3, scoring the most goals ever by a Wild opponent at Xcel Energy Center (10/24/01)...Minnesota C Eric Belanger skated in 56 games for Carolina in 2006-07...Carolina C Matt Cullen (Virginia), D Andrew Alberts (Minneapolis) and D Tim Conboy (Farmington) are Minnesota natives...RW Owen Nolan leads the Wild in career scoring vs. Carolina with 33 points (12-21=33) in 42 games...RW Scott Walker (10-7=17) and LW Ray Whitney (4-13=17) lead the Hurricanes in all-time scoring vs. Minnesota.

CHICAGO BLACKHAWKS



TEAM INFORMATION

Home Ice (Cap., Built).....United Center (20,500, 1994)
Mailing Address.....1901 W. Madison Street
Chicago, IL 60612
Telephone.....312.455.7000
Fax.....312.455.7041
Website.....chicagoblackhawks.com
Founded.....1926-27
Stanley Cup Titles.....1934, 1938, 1961
Colors.....Red, White and Black

DIRECTORY

Chairman.....W. Rockwell "Rocky" Wirtz
President.....John F. McDonough
General Manager.....Stan Bowman
Head Coach.....Joel Quenneville
Assistant Coaches.....John Torchetti, Mike Haviland
Goaltending Coach.....Stephane Waite

COMMUNICATIONS DEPARTMENT

Director of Media Relations.....Brandon Faber
Manager of Media Relations.....Adam Rogowin
Coordinator, Media Relations.....Paul Kennedy

2009-10 MATCHUPS

Mon.	10/26	United Center	7:00 p.m.
Tue.	1/5	United Center	7:00 p.m.
Sat.	1/9	Xcel Energy Center	7:00 p.m.
Wed.	3/31	Xcel Energy Center	7:00 p.m.

ALL-TIME SERIES NOTES

Hat Tricks: Mark Parrish, 12/9/06, (B. Boucher), 3-0=3 pts.

Overtime Games: Five; last, 1/14/07, 4-3 shootout win (Demitra) @CHI

Penalty Shots: 2/05/03, @MIN; Marian Gaborik vs. Jocelyn Thibault; no goal

Shutouts: Six (MIN-4, CHI-2), last, 2/20/08, 3-0 loss @CHI (Khabibulin — 38 saves)

Last Trade Between Blackhawks and Wild: None

WILD VS. CHICAGO BLACKHAWKS

2008-09 Wild Record: 3-1-0 (1-1-0 at Xcel Energy Center, 2-0-0 at Chicago)

All-Time Wild Record: 22-9-1 (12-4-0 at Xcel Energy Center, 10-5-1 at Chicago)

DATE	OPP.	Scoring By Period					Shots By Period				Power Plays	Penalties/ Minutes	Game-Winning Goal	Goalie (Saves-Shots)	Attn.
		1	2	3	OT	F	1	2	3	OT					
	CHI	1	0	1	—	2	7	18	11	—	36	0-3	5-10	Huet (15-18)	
10/27	MIN	1	2	0	—	3	8	4	6	—	18	1-4	4-8	Burns (1)	*18,568
	CHI	2	1	1	—	4	15	12	5	—	32	1-4	2-4	Byfuglien	Huet (18-19)
12/28	MIN	0	0	1	—	1	4	6	9	—	19	0-2	4-8	Backstrom (28-31)	*18,568
	MIN	2	1	1	—	4	13	9	4	—	26	2-3	3-6	Zidlicky	Backstrom (40-41)
1/19	CHI	0	1	0	—	1	11	18	12	—	41	0-3	3-6	Khabibulin (22-26)	21,320
	MIN	0	1	1	—	2	5	13	6	—	24	1-6	7-16	Olvecky (1)	Harding (44-45)
2/22	CHI	0	1	0	—	1	18	12	15	—	45	0-8	6-12	Huet (22-24)	22,443
TOTALS		Scoring By Period					Shots By Period				Power Plays (Percentage)	Penalties/ Minutes	Goaltenders (Record, Saves-Shots)		
		1	2	3	OT	F	1	2	3	OT					
	CHI	3	3	3	—	9	51	60	43	—	154	1-18 (5.6)	16-32	Huet (1-2-0, 55-61); Khabibulin (0-1-0, 22-26)	
	MIN	3	4	3	—	10	30	32	25	—	87	4-15 (26.7)	18-38	Backstrom (2-1-0, 102-108); Harding (1-0-0, 44-45)	

SERIES NOTES

C Mikko Koivu posted six points (1-5=6) and D Marek Zidlicky and RW Cal Clutterbuck scored two goals each in the season series...Minnesota has won 17 of the last 22 meetings against Chicago and is 22-9-1 overall against the Blackhawks...The Wild has 22 wins against the Blackhawks, the most against any NHL opponent...Minnesota established a franchise record for goals in a game in a 8-2 win (3/25/04)...Minnesota established an NHL record for fastest two goals scored by one team when C Jim Dowd and RW Richard Park scored three seconds apart in the third period (19:44 & 19:47)...Wild RW Martin Havlat played three seasons with Chicago (2006-09), including a career-best 77 points (29-48=77) in 81 games in 2008-09...He added a team-best 15 points (5-10=15) in 16 playoff games as Chicago advanced to the Western Conference Final...Blackhawks D Dustin Byfuglien (Minneapolis) is a Minnesota native...RW Owen Nolan leads the Wild in career scoring vs. Chicago with 41 points (16-25=41) in 44 games...D Duncan Keith leads the Blackhawks in all-time scoring vs. Minnesota with eight points (4-4=8) in 15 games.

32 BACKSTROM

25 BELANGER

24 BOOGAARD

96 BOUCHARD

21 BRODZIAK

15 BRUNETTE

8 BURNS

22 CLUTTERBUCK

18 GILLIES

37 HARDING

14 HAVLAT

34 HNIDY

5 JOHNSON

9 KOIVU

20 MIETTINEN

11 NOLAN

67 POULIOT

55 SCHULTZ

36 SCOTT

51 SHEPPARD

12 WELLER

6 ZANON

3 ZIDLICKY



COLORADO AVALANCHE



TEAM INFORMATION

Home Ice (Cap., Built).....Pepsi Center (18,007, 1999)
Mailing Address.....1000 Chopper Circle
Denver, CO 80204
Telephone.....303.405.1100
Fax.....303.893.0614
Website.....coloradoavalanche.com
Founded.....1979-80 (Relocated from Quebec in 1995)
Stanley Cup Titles.....1996, 2001
Colors.....Burgundy, Silver, Blue and Black

DIRECTORY

Owner & Governor.....E. Stanley Kroenke
President & Alternate Governor.....Pierre Lacroix
General Manager & Alternate Governor.....Greg Sherman
Head Coach.....Joe Sacco
Assistant Coaches.....Sylvain Lefebvre, Steve Konowalchuk
Video/Development Coach.....Adam Deadmarsh

COMMUNICATIONS DEPARTMENT

Senior V.P. of Communications & Business Ops.....Jean Martineau
Director of Media Services/Internet.....Brendan McNicholas
Manager of Media Relations/Website.....Craig Stancher

ALL-TIME SERIES NOTES

Hat Tricks: Marian Gaborik, 4/9/06, (P. Budaj/J. Theodore), 3-1=4 pts.; Radim Vrbata, 2/8/02, (M. Fernandez/D. Roloson), 3-0=3 pts.

Overtime Games: 10, last, 3/11/07, 3-2 OT win (Burns) @MIN

Penalty Shots: None

Shutouts: Five (MIN-1, COL-4), last, 1/4/09, 2-0 win @COL (Backstrom – 33 saves)

Last Trade Between Avalanche and Wild: 2/25/04, Acquired a 2005 fourth round pick – later traded to Ottawa (Cody Bass) – from Colorado in exchange for C Darby Hendrickson and a 2004 eighth round pick (Brandon Yip).

WILD VS. COLORADO AVALANCHE

2008-09 Wild Record: 4-1-1 (2-1-0 at Xcel Energy Center, 2-0-1 at Colorado)

All-Time Wild Record: 20-23-8 (13-8-4 at Xcel Energy Center, 7-15-4 at Colorado)

DATE	OPP.	Scoring By Period					Shots By Period					Power Plays	Penalties/ Minutes	Game-Winning Goal	Goalie (Saves-Shots)	Attn.
11/6	MIN	2	1	0	–	3	9	7	4	–	20	1-3	8-19	Pouliot (1)	Backstrom (35-36)	14,562
	COL	0	1	0	–	1	10	14	12	–	36	0-6	5-13		Budaj (17-20)	
	COL	2	4	0	–	6	11	15	5	–	31	1-3	5-13	Stastny	Budaj (12-17)	*18,568
12/1	MIN	2	2	1	–	5	5	7	5	–	17	3-4	4-11		BACKSTROM (20-26); Harding (5-5)	
	MIN	2	0	0	–	2	14	15	8	–	37	1-6	4-8	Nolan (2)	Backstrom (33-33)	14,125
1/4	COL	0	0	0	–	0	10	12	11	–	33	0-3	8-24		Budaj (35-37)	
	COL	1	0	1	–	2	9	4	9	–	22	1-7	4-8		Raycroft (23-26)	*18,568
2/11	MIN	1	1	1	–	3	5	9	12	–	26	0-3	6-14	Miettinen (3)	Backstrom (20-22)	
	MIN	1	0	0	0	1	8	5	2	2	17	1-5	6-15		Backstrom (40-41)	14,213
3/12	COL	0	1	0	0	2	13	11	14	3	41	1-4	6-17	Wolski (SO)	Budaj (16-17)	
	COL	0	2	0	0	2	9	12	4	1	26	0-1	3-6		Budaj (27-29)	*18,568
3/17	MIN	0	1	1	0	3	10	9	9	1	29	0-3	1-2	Zidlicky (SO)	Backstrom (24-26)	
TOTALS		1	2	3	OT	F	1	2	3	OT	T	Power Plays (Percentage)	Penalties/ Minutes	Goaltenders (Record, Saves-Shots)		
	COL	3	8	1	0	13	62	68	55	4	189	3-24 (12.5)	27-65	Budaj (2-2-1, 107-120); Raycroft (0-1-0, 23-26)		
	MIN	8	5	3	0	17	51	52	40	3	146	6-24 (25.0)	29-69	Backstrom (4-1-1, 172-184); Harding (0-0-0, 5-5)		

SERIES NOTES

The Wild is 8-1-2 in the last 11 regular season meetings...Four of the six meetings last season were decided by one goal...In a 2-0 win at Colorado (1/4), G Niklas Backstrom made 33 saves for what stands as the Wild's lone shutout of the Avalanche in 64 regular and postseason contests...The teams have met twice in the playoffs...The Wild recorded its first-ever playoff series win with a 4-3 series victory over the Avalanche in the 2003 Western Conference Quarterfinal...Minnesota rallied from a three-games-to-one deficit to defeat Colorado...The Avalanche defeated the Wild in six games in the 2008 Western Conference Quarterfinal...Minnesota is 7-1-0 in the last eight home meetings, and is 9-1-2 in the last 12...LW Andrew Brunette played three seasons with Colorado...RW Owen Nolan played with the Quebec Nordiques for five seasons before the team moved to Colorado where he played one season...Wild Assistant Coach Dave Barr and video coordinator PJ DeLuca spent the 2008-09 season with the Avalanche...Nolan leads the Wild with 30 points (19-11=30) in 49 career meetings against Colorado...RW Milan Hejduk leads Colorado and ranks second in all-time scoring against Minnesota with 39 points (16-23=39)...Hejduk's 10 career PPG against the Wild are most all-time...Colorado D Derek Peltier is from Plymouth, while D Tom Preissing was born in Illinois but raised in Rosemount, Minn.

COLUMBUS BLUE JACKETS



TEAM INFORMATION

Home Ice (Cap., Built).....Nationwide Arena (18,144, 2000)
Mailing Address.....200 W. Nationwide Blvd.
Columbus, OH 43215
Telephone.....614.246.4625
Fax.....614.246.4007
Website.....bluejackets.com
Founded.....2000-01
Stanley Cup Titles.....None
Colors.....Red, White, Capital Blue and Electric Green

DIRECTORY

Majority Owner/Governor.....John P. McConnell
General Manager.....Scott Howson
Head Coach.....Ken Hitchcock
Assistant Coaches.....Gary Agnew, Gord Murphy, Claude Noel
Goaltending Coach.....Dave Rook

COMMUNICATIONS DEPARTMENT

Vice President of Public Relations.....Todd Sharrock
Director of Communications.....Karen Davis
Manager of Communications.....Ryan Holtmann
Manager of Multimedia.....Ryan Mulcrone

ALL-TIME SERIES NOTES

Hat Tricks: Marian Gaborik, 3/10/02, (R. Tugnut), 3-1=4 pts.; Nikita Filatov, 1/10/09, (Harding), 3-0=3 pts.

Overtime Games: Seven, last, 11/15/08, 3-2 shootout win (Zidlicky) @MIN

Penalty Shots: None

Shutouts: Seven (MIN-2, CBJ-5), last, 11/23/07, 4-0 loss @MIN (Leclaire – 32 saves)

Last Trade Between Blue Jackets and Wild: None

WILD VS. COLUMBUS BLUE JACKETS

2008-09 Wild Record: 3-1-0 (2-0-0 at Xcel Energy Center, 1-1-0 at Columbus)

All-Time Wild Record: 16-11-4 (12-3-1 at Xcel Energy Center, 4-8-3 at Columbus)

DATE	OPP.	Scoring By Period					Shots By Period					Power Plays	Penalties/ Minutes	Game-Winning Goal	Goalie (Saves-Shots)	Attn.
10/25	CBJ	0	0	1	–	1	5	11	10	–	26	0-2	4-8		Leclaire (13-14); NORRENA (8-9)	*18,568
	MIN	1	0	1	–	2	12	5	6	–	23	0-4	2-4	Nolan (1)	Backstrom (25-26)	
11/15	CBJ	1	0	1	0	2	4	8	9	5	26	0-1	3-6		Mason (28-30)	*18,568
	MIN	1	0	1	0	3	9	7	12	2	30	1-3	1-2	Zidlicky (SO)	Backstrom (24-26)	
	MIN	1	0	1	–	2	5	11	7	–	23	1-3	3-9		Harding (28-32)	16,605
1/10	CBJ	1	0	3	–	4	8	12	12	–	32	0-2	4-11	Filatov	Mason (21-23)	
	MIN	0	3	3	–	6	12	10	6	–	28	1-6	3-6	Gaborik (2)	Harding (25-28)	19,103
4/11	CBJ	2	0	1	–	3	8	9	11	–	28	0-3	6-12		Mason (22-27)	
TOTALS		1	2	3	OT	F	1	2	3	OT	T	Power Plays (Percentage)	Penalties/ Minutes	Goaltenders (Record, Saves-Shots)		
	CBJ	4	0	6	–	10	25	40	42	5	112	0-8 (0.0)	17-31	Norrena (0-1-0, 8-9); Leclaire (0-0-0, 13-14); Mason (1-1-1, 71-80)		
	MIN	3	3	6	–	13	38	33	31	2	104	3-16 (18.8)	9-21	Backstrom (2-0-0, 49-52); Harding (1-1-0, 53-60)		

SERIES NOTES

Minnesota went 3-1-0 last season against Columbus and has won five of the last six meetings overall...D Marek Zidlicky (1-4=5) led the Wild in scoring against the Blue Jackets, while G Niklas Backstrom went 2-0-0 with a 1.44 GAA...The Wild is 12-3-1 at home versus the Jackets, including a 9-1-1 mark in the last 11 contests...Minnesota is 4-8-3 all-time in Columbus, but has won three of its last four trips...The Wild played in their first-ever shootout at Xcel Energy Center vs. Columbus and lost 3-2 (11/30/05)...Nine different Wild players recorded a point in a 5-2 Wild win over the Blue Jackets (12/20/03)...The Wild's win (4/6/03) secured the sixth seed in the 2003 Western Conference playoffs and gave them a then franchise-record 42 wins on the season...D Marek Zidlicky leads the Wild in career scoring against the Blue Jackets with 30 points (6-24=30) in 32 contests...Backstrom is 5-1-0 with a 2.03 GAA and a .927 SV% in seven games against Columbus...LW Kristian Huselius leads the Blue Jackets in all-time scoring vs. Minnesota with 14 points (5-9=14) in 27 games.

32 BACKSTROM

25 BELANGER

24 BOOGAARD

96 BOUCHARD

21 BRODZIAK

15 BRUNETTE

8 BURNS

22 CLUTTERBUCK

18 GILLIES

37 HARDING

14 HAVLAT

34 HNIDY

5 JOHNSON

9 KOIVU

20 MIETTINEN

11 NOLAN

67 POULIOT

55 SCHULTZ

36 SCOTT

51 SHEPPARD

12 WELLER

6 ZANON

3 ZIDLICKY



DALLAS STARS



TEAM INFORMATION

Home Ice (Cap., Built).....American Airlines Center (18,532, 2001)
Mailing Address.....2601 Avenue of the Stars
Frisco, Texas 75034
Telephone.....214.387.5500
Fax.....214.387.5564
Website.....dallasstars.com
Founded.....1967-68 (Relocated from Minnesota in 1993)
Stanley Cup Titles.....1999
Colors.....Green, Gold and Black

DIRECTORY

General Manager.....Joe Nieuwendyk
Head Coach.....Marc Crawford
Assistant Coaches.....Stu Barnes, Charlie Huddy
Goaltending Consultant.....Andy Moog
Director, Team Services.....Leas Moake

COMMUNICATIONS DEPARTMENT

Assistant Vice President, Communications.....Rob Scichili
Director, Media Relations.....Jason Rademan
Manager, Communications & Publications.....Erin Chenderlin

2009-10 MATCHUPS

Sat.	11/7	Xcel Energy Center	7:00 p.m.
Mon.	1/18	American Airlines Center	7:00 p.m.
Tue.	2/2	American Airlines Center	7:00 p.m.
Sat.	4/10	Xcel Energy Center	7:00 p.m.

ALL-TIME SERIES NOTES

Hat Tricks: None
Overtime Games: Six, last, 2/20/07, 2-1 shootout win (Koivu) @MIN
Penalty Shots: None
Shutouts: Three (MIN-1, DAL-2), last, 2/7/08, 1-0 loss @MIN (Smith – 25 saves)
Last Trade Between Stars and Wild: Acquired D Martin Skoula and D Shawn Belle in exchange for D Willie Mitchell and a 2007 second round pick (Nico Sacchetti)

WILD VS. DALLAS STARS

2008-09 Wild Record: 1-2-1 (1-1-0 at Xcel Energy Center, 0-1-1 at Dallas)

All-Time Wild Record: 11-16-5 (8-7-1 at Xcel Energy Center, 3-9-4 at Dallas)

DATE	OPP.	Scoring By Period					Shots By Period					Power Plays	Penalties/ Minutes	Game-Winning Goal	Goalie (Saves-Shots)		Attn.
		1	2	3	OT	F	1	2	3	OT	T						
	MIN	1	0	1	–	2	10	6	5	–	21	2-4	5-10	BACKSTROM (10-13); Harding (19-20)			
10/29	DAL	3	1	0	–	4	13	12	8	–	33	1-5	4-8	Richards Stephan (19-21)		18,431	
	DAL	1	1	2	–	4	11	11	8	–	30	0-4	5-13	Eriksson Turco (25-28)			
11/26	MIN	2	1	0	–	3	9	14	5	–	28	1-3	5-13	Backstrom (26-30)		*18,568	
	MIN	0	2	0	0	2	10	12	8	0	30	1-3	3-6	Grossman Backstrom (26-29)			
3/14	DAL	1	1	0	1	3	13	7	6	3	29	0-3	3-6	Turco (28-30)		18,584	
	DAL	0	0	1	–	1	13	9	6	–	28	0-2	5-10	Climie (29-32)			
4/7	MIN	1	2	0	–	3	6	17	9	–	32	2-5	2-4	Belanger (4) Backstrom (27-28)		*18,568	
TOTALS		1	2	3	OT	F	1	2	3	OT	T	Power Plays (Percentage)	Penalties/ Minutes	Goaltenders (Record, Saves-Shots)			
	DAL	5	3	3	1	12	50	39	28	3	120	1-14 (7.1)	17-37	Turco (2-0-0, 53-58); Stephan (1-0-0, 19-21); Climie (0-1-0, 29-32)			
	MIN	4	5	1	0	10	35	49	27	0	111	6-15 (40.0)	15-33	Backstrom (1-2-1, 89-100); Harding (0-0-0, 19-20)			

SERIES NOTES

The Wild was 1-2-1 against the Stars last season, with the win coming 3-1 at Xcel Energy Center (4/7)...LW Andrew Brunette (3-2=5) paced the Wild in scoring against the Stars...Minnesota is 3-8-4 in the last 15 meetings...Minnesota lost both games played at American Airlines Center last season and hasn't won in Dallas since a 3-2 OT win (3/21/03), a span of 10 games (0-7-3)...The Stars have outscored the Wild 36-19 in those 10 games...The Dallas Stars were known as the Minnesota North Stars from 1967-93, before moving to the Lone Star State prior to the 1993-94 season...Wild Assistant Coach Dave Barr played his final NHL season with Dallas (1993-94)...Dallas C Toby Peterson (Minneapolis) and D Matt Niskanen (Virginia) are Minnesota natives...RW Owen Nolan (16-15=31) and LW Andrew Brunette (13-18=31) lead the Wild in career scoring against the Stars...Former North Star C Mike Modano leads Dallas in all-time scoring vs. Minnesota with 24 points (7-17=24) in 31 contests...Modano is the only player left on the Stars' roster to have worn a North Stars uniform...G Marty Turco is 13-4-1 with a 2.02 GAA and a .910 SV% against the Wild, and he is 7-0-1 in his last eight decisions versus Minnesota.

DETROIT RED WINGS



TEAM INFORMATION

Home Ice (Cap., Built).....Joe Louis Arena (20,066, 1979)
Mailing Address.....19 Steve Yzerman Drive
Detroit, MI 48226
Telephone.....313.394.7000
Fax.....313.567.0296
Website.....detroitredwings.com
Founded.....1926-27
Stanley Cup Titles.....10; 1936, 1937, 1943, 1950, 1954
.....1955, 1997, 1998, 2002, 2008
Colors.....Red and White

DIRECTORY

Owner/Governor.....Mike Ilitch
Executive V.P./General Manager.....Ken Holland
Head Coach.....Mike Babcock
Assistant Coaches.....Paul MacLean, Brad McCrimmon
Goaltending Coach.....Jim Bedard

COMMUNICATIONS DEPARTMENT

Senior Director of Communications.....John Hahn
Media Relations Manager.....Todd Beam
Public Relations Coordinator.....Lisa Hickok

2009-10 MATCHUPS

Thu.	1/21	Xcel Energy Center	7:00 p.m.
Wed.	1/27	Xcel Energy Center	7:00 p.m.
Thu.	3/11	Joe Louis Arena	6:30 p.m.
Fri.	3/26	Joe Louis Arena	6:30 p.m.

ALL-TIME SERIES NOTES

Hat Tricks: Henrik Zetterberg, 12/7/07, (J. Harding), 3-0=3 pts.
Overtime Games: Nine, last, 1/3/09, 3-2 shootout loss (Datsyuk) @MIN
Penalty Shots: 11/15/03 @MIN; Pavel Datsyuk vs. Dwayne Roloson; no goal
Shutouts: Four (MIN-1, DET-3), last, 12/01/06, 4-0 loss @DET (Hasek 20-saves)
Last Trade Between Red Wings and Wild: None

WILD VS. DETROIT RED WINGS

2008-09 Wild Record: 1-2-1 (1-0-1 at Xcel Energy Center, 0-2-0 at Detroit)

All-Time Wild Record: 8-18-6 (4-7-5 at Xcel Energy Center, 4-11-1 at Detroit)

DATE	OPP.	Scoring By Period					Shots By Period					Power Plays	Penalties/ Minutes	Game-Winning Goal	Goalie (Saves-Shots)		Attn.
		1	2	3	OT	F	1	2	3	OT	T						
	DET	1	0	1	0	3	11	8	12	6	37	1-2	4-8	Datsyuk (S0)		Osgood (33-35)	
1/3	MIN	0	0	2	0	2	8	16	9	2	35	1-4	2-4			Harding (35-37)	*18,568
	MIN	1	0	1	–	2	12	6	5	–	23	1-3	5-10			Harding (39-43)	
2/12	DET	1	3	0	–	4	17	16	10	–	43	0-5	3-6	Draper		Osgood (21-23)	20,066
	DET	0	1	1	–	2	8	16	13	–	37	0-5	3-6			Howard (24-28)	
2/21	MIN	2	2	1	–	5	13	9	7	–	29	1-3	5-10	Bouchard (1)		Backstrom (35-37)	*18,568
	MIN	1	1	0	–	2	7	8	8	–	23	0-2	2-4			Backstrom (41-44)	
4/5	DET	2	0	1	–	3	16	18	10	–	44	0-2	2-4	Hossa		Osgood (21-23)	20,066
TOTALS		1	2	3	OT	F	1	2	3	OT	T	Power Plays (Percentage)	Penalties/ Minutes	Goaltenders (Record, Saves-Shots)			
	DET	4	4	3	0	12	52	58	45	6	161	1-14 (7.1)	12-24	Osgood (3-0-0, 75-81); Howard (0-1-0, 24-28)			
	MIN	4	3	4	0	11	40	39	29	2	110	3-12 (25.0)	14-28	Harding (0-1-1, 74-80); Backstrom (1-1-0, 76-81)			

SERIES NOTES

Minnesota went 1-2-1 in four games against Detroit last season, including a 5-2 win at Xcel Energy Center (2/21) behind two goals and an assist from RW Owen Nolan and 35 saves from G Niklas Backstrom...The Wild is 3-9-2 in the last 14 meetings, with two regulation wins...Minnesota clinched its first-ever playoff birth with a 4-0 shutout win vs. Detroit (3/23/03)...Assistant Coach Mike Ramsey was a member of the 1995 Western Conference Champion Detroit Red Wings...Assistant Coach Dave Barr spent parts of five seasons playing for the Red Wings (1986-1991)...Nolan leads the Wild in career scoring vs. Detroit with 37 points (18-19=37) in 49 matches...Backstrom is 1-3-1 with a 3.46 GAA and a .914 SV% in six games against the Red Wings...RW Dan Cleary (11-11=22) and D Nicklas Lidstrom (5-15=20) lead the Red Wings in all-time scoring vs. Minnesota.

32 BACKSTROM

25 BELANGER

24 BOOGAARD

96 BOUCHARD

21 BRODZIAK

15 BRUNETTE

8 BURNS

22 CLUTTERBUCK

18 GILLIES

37 HARDING

14 HAVLAT

34 HNIDY

5 JOHNSON

9 KOIVU

20 MIETTINEN

11 NOLAN

67 POULIOT

55 SCHULTZ

36 SCOTT

51 SHEPPARD

12 WELLER

6 ZANON

3 ZIDLICKY



EDMONTON OILERS



TEAM INFORMATION

Home Ice (Cap., Built).....Rexall Place (16,839, 1974)
Mailing Address.....11230 – 110th Street
Edmonton, Alberta T6G 3H7
Telephone.....780.414.4000
Fax.....780.409.5848
Website.....edmontonoilers.com
Founded.....1979-80
Stanley Cup Titles.....1984, 1985, 1987, 1988, 1990
Colors.....Midnight Blue, White, Metallic Copper, Red

DIRECTORY

Owner & Governor.....Daryl A. Katz
President of Hockey Operations.....Kevin Lowe
General Manager.....Steve Tambellini
Head Coach.....Pat Quinn
Associate Coach.....Tom Renney
Assistant Coach.....Kelly Buchberger

COMMUNICATIONS DEPARTMENT

Vice President, Communications & Broadcast.....Allan Watt
Director, Communications & Media Relations.....J.J. Hebert
Manager, Communications & Team Services.....Patrick Garland

2009-10 MATCHUPS

Fri.	10/16	Rexall Place	8:00 p.m.
Wed.	12/23	Xcel Energy Center	6:00 p.m.
Thu.	2/4	Xcel Energy Center	7:00 p.m.
Fri.	3/5	Rexall Place	8:00 p.m.
Tue.	3/16	Xcel Energy Center	7:00 p.m.
Mon.	4/5	Rexall Place	8:30 p.m.

ALL-TIME SERIES NOTES

Hat Tricks: None

Overtime Games: 13; last, 2/8/09, 3-2 shootout win (Koivu) @EDM

Penalty Shots: 10/15/00, @MIN; Scott Pellerin vs. Joaquin Gage, no goal

Shutouts: Nine (MIN-6, EDM-3), last, 3/22/09, 3-0 win @MIN (Backstrom – 31 saves)

Last Trade Between Oilers and Wild: 6/27/09, Acquired Kyle Brodziak in exchange for a 2009 fourth round pick (Kyle Bigos) and a 2009 fifth round pick (Olivier Roy).

WILD VS. EDMONTON OILERS

2008-09 Wild Record: 4-2-0 (3-0-0 at Xcel Energy Center, 1-2-0 at Edmonton)

All-Time Wild Record: 25-18-8 (13-9-2 at Xcel Energy Center, 11-9-6 at Edmonton)

DATE	OPP.	Scoring By Period					Shots By Period					Power Plays	Penalties/ Minutes	Game-Winning Goal	Goalie	
		1	2	3	OT	F	1	2	3	OT	T				(Saves-Shots)	Attn.
1/15	EDM	1	0	0	–	1	11	6	4	–	21	0-4	9-26		Roloson (19-24)	*18,568
	MIN	2	0	3	–	5	8	5	11	–	24	1-8	7-20	Clutterbuck (1)	Backstrom (20-21)	
1/30	MIN	0	0	1	–	1	11	6	13	–	30	0-3	7-20	BACKSTROM (8-11); Harding (17-17)		16,839
	EDM	2	1	0	–	3	9	14	5	–	28	1-5	5-16	Moreau	Roloson (29-30)	
2/8	EDM	1	0	1	0	2	9	9	10	2	30	1-6	3-6		Roloson (37-39)	*18,568
	MIN	1	0	1	0	3	10	11	15	3	39	0-3	6-12	Koivu (SO)	Backstrom (28-30)	
2/28	MIN	2	0	0	–	2	14	13	18	–	45	2-4	4-10		Harding (27-30)	16,839
	EDM	1	2	0	–	3	16	11	3	–	30	0-3	6-12	Gilbert	Roloson (43-45)	
3/22	EDM	0	0	0	–	0	15	12	4	–	31	0-5	6-12		Roloson (33-36)	*18,568
	MIN	0	1	2	–	3	2	23	11	–	36	1-5	6-12	Nolan (4)	Backstrom (31-31)	
3/29	MIN	2	0	1	–	3	8	9	4	–	21	0-3	6-15	Gaborik (1)	Backstrom (31-33)	16,839
	EDM	0	0	2	–	2	8	9	16	–	33	0-3	6-15		Roloson (18-21)	
TOTALS	Scoring By Period					Shots By Period					Power Plays (Percentage)	Penalties/ Minutes	Goaltenders (Record, Saves-Shots)			
	1	2	3	OT	F	1	2	3	OT	T						
	EDM	5	3	3	0	11	68	61	42	2	173	2-26 (7.7)	35-87	Roloson (2-3-1, 179-195)		
MIN	7	1	8	0	17	53	67	72	3	195	4-26 (15.4)	36-87	Backstrom (4-1-0, 118-126); Harding (0-1-0, 44-47)			

SERIES NOTES

The Wild is 14-4-1 in the last 19 meetings...RW Pierre-Marc Bouchard led the Wild in scoring last season with six points (1-5=6)...G Niklas Backstrom is 13-1-0 with a 1.69 GAA and a .935 SV% lifetime against Edmonton with four shutouts...At home against the Oilers, Backstrom is a perfect 10-0-0 with a 1.09 GAA and a .957 SV%, but on the road, he is 3-1-0 with a 3.16 GAA and a .886 SV% versus Edmonton, getting pulled four times in six starts...The Wild has won 10 straight home meetings with the Oilers by a combined 35-11 score, including four shutouts, last losing 2-1 (1/16/07)...Minnesota is 25-18-8 all-time against Edmonton, its most wins against any NHL team...Edmonton D Tom Gilbert (Minneapolis) is a Minnesota native...Edmonton C Ryan Potulny played his college hockey at the University of Minnesota...C Sam Gagner's father, Dave, played for the Minnesota North Stars...C Patrick O'Sullivan was drafted by the Wild in 2003 and was traded to Los Angeles for C Pavol Demitra during the 2006 Draft...Wild RW Owen Nolan leads the Wild in all-time scoring vs. the Oilers with 46 points (23-23=46) in 56 games...C Shawn Horcoff leads Edmonton in career scoring against Minnesota with 21 points (8-13=21) in 41 contests.

FLORIDA PANTHERS



TEAM INFORMATION

Home Ice (Cap., Built).....BankAtlantic Center (19,250, 1998)
Mailing Address.....One Panther Parkway
Sunrise, FL 33323
Telephone.....954.835.7000
Fax.....954.835.7700
Website.....floridapanthers.com
Founded.....1993-94
Stanley Cup Titles.....None
Colors.....Red, Navy, Yellow and Gold

DIRECTORY

General Partner/Chairman/CEO.....Alan Cohen
General Manager.....TBD
Head Coach.....Peter DeBoer
Assistant Coaches.....Jim Hulton, Mike Kitchen

COMMUNICATIONS DEPARTMENT

Director, Communications.....Justin Copertin
Director, Public Relations.....Matthew F. Sacco
Director of Internet and Publication Content.....Dave Joseph
Website Coordinator.....Glenn Odebralski

ALL-TIME SERIES NOTES

Hat Tricks: None

Overtime Games: 10/22/00, 0-0 tie @MIN

Penalty Shots: None

Shutouts: Three (MIN-2, FLA-1), last, 11/29/01, 6-0 win @MIN (Roloson – 29 saves)

Last Trade Between Panthers and Wild: None

WILD VS. FLORIDA PANTHERS

2008-09 Wild Record: 1-0-0 (Did not play at Xcel Energy Center, 1-0-0 at Florida)

All-Time Wild Record: 7-1-1 (3-0-1 at Xcel Energy Center, 4-1-0 at Florida)

DATE	OPP.	Scoring By Period					Shots By Period				Power Plays	Penalties/ Minutes	Game-Winning Goal	Goalie (Saves-Shots)	Attn.
		1	2	3	OT	F	1	2	3	OT					
10/16	FLA	0	2	0	–	2	8	9	9	–	26	0-4	9-21	VOKOUN (18-22; Anderson (10-12)	12,106
TOTALS		Scoring By Period					Shots By Period				Power Plays (Percentage)	Penalties/ Minutes	Goaltenders (Record, Saves-Shots)		
		1	2	3	OT	F	1	2	3	OT			T		
	FLA	0	2	0	–	2	8	9	9	–	26	0-4 (0.0)	9-21	Vokoun (0-1-0, 18-22); Anderson (0-0-0, 10-12)	
	MIN	1	3	2	–	6	5	17	12	–	34	3-6 (50.0)	7-17	Backstrom (1-0-0, 24-26)	

SERIES NOTES

The Wild used three PPG to defeat the Panthers 6-2 at BankAtlantic Center (10/16) in the teams' lone meeting last season, improving to 7-1-1 against Florida all-time...RW Antti Miettinen had two goals and an assist, while C Mikko Koivu had a goal and a franchise-record-tying four assists...Minnesota has won the past seven games against Florida, outscoring the Panthers 30-11...Wild General Manager Chuck Fletcher spent nine years (1993-2002) in the Panthers front office, working seven seasons as Assistant General Manager and one as Interim General Manager...Wild Assistant General Manager Brent Flahr worked in the Panthers front office from 1996-2003...RW Owen Nolan leads Minnesota in career scoring against Florida with 23 points (11-12=23) in 23 games...LW Andrew Brunette has scored 19 points (7-12=19) against Florida...G Niklas Backstrom in 3-0-0 lifetime against Florida with a 2.00 GAA and a .942 SV%...Keith Ballard (1-9=10) and Radek Dvorak (2-7=9) lead the Panthers in all-time scoring vs. Minnesota...Ballard (Baudette) and Jordan Leopold (Golden Valley) are Minnesota natives and both attended the University of Minnesota.

32 BACKSTROM

25 BELANGER

24 BOOGAARD

96 BOUCHARD

21 BRODZIAK

15 BRUNETTE

8 BURNS

22 CLUTTERBUCK

18 GILLIES

37 HARDING

14 HAVLAT

34 HNIDY

5 JOHNSON

9 KOIVU

20 MIETTINEN

11 NOLAN

67 POULIOT

55 SCHULTZ

36 SCOTT

51 SHEPPARD

12 WELLER

6 ZANON

3 ZIDLICKY



LOS ANGELES KINGS



TEAM INFORMATION

Home Ice (Cap., Built)..... STAPLES Center (18,118, 1999)
Mailing Address..... 1111 South Figueroa St.
Los Angeles, CA 90015
Telephone..... 213.742.7100
Fax..... 213.742.7791
Website..... lakings.com
Founded..... 1967-68
Stanley Cup Titles..... None
Colors..... Purple, Silver, Black and White

DIRECTORY

Governor..... Timothy J. Leiweke
President & General Manager..... Dean Lombardi
Head Coach..... Terry Murray
Assistant Coaches..... Mark Hardy, Jamie Kompon
Goaltending Coach..... Bill Ranford

COMMUNICATIONS DEPARTMENT

Vice President, Communications & Broadcasting..... Michael Altieri
Senior Director, Communications..... Jeff Moeller
Manager, Communications..... Mike Kalinowski

2009-10 MATCHUPS

Thu.	10/8	STAPLES Center	9:30 p.m.
Mon.	12/28	STAPLES Center	9:30 p.m.
Thu.	12/31	Xcel Energy Center	7:00 p.m.
Mon.	3/29	Xcel Energy Center	8:00 p.m.

ALL-TIME SERIES NOTES

Hat Tricks: Marian Gaborik, 11/04/02 (F. Potvin & ENG), 3-0=3 pts.
Overtime Games: 12, last, 2/24/09, 2-1 shootout loss (Doughty) @MIN
Penalty Shots: Four, last, 10/25/06 @MIN; Todd White vs. Dan Cloutier; no goal
Shutouts: Three (MIN-1, LA-2); last, 3/15/08, 2-0 win @MIN (Backstrom-24 saves)
Last Trade Between Kings and Wild: 6/24/06, Acquired C Pavol Demitra for C Patrick O'Sullivan and a 2006 first round pick (Trevor Lewis).

WILD VS. LOS ANGELES KINGS

2008-09 Wild Record: 0-3-1 (0-1-1 at Xcel Energy Center, 0-2-0 at Los Angeles)
All-Time Wild Record: 13-10-9 (6-5-5 at Xcel Energy Center, 7-5-4 at Los Angeles)

DATE	OPP.	Scoring By Period					Shots By Period					Power Plays	Penalties/ Minutes	Game-Winning Goal	Goalie (Saves-Shots)	Attn.
		1	2	3	OT	F	1	2	3	OT	T					
	MIN	0	0	1	-	1	9	8	17	-	34	1-5	5-10		Backstrom (40-42)	
12/13	LA	1	0	2	-	3	14	17	12	-	43	2-5	4-8	Handzus	Ersberg (33-34)	14,857
	LA	1	3	1	-	5	13	13	6	-	32	1-4	6-15	Brown	Quick (25-27)	
1/20	MIN	1	1	0	-	2	8	6	13	-	27	2-4	6-15		BACKSTROM (22-26); Harding (5-5)	*18,568
	LA	0	1	0	0	2	8	7	9	1	25	1-5	4-8	Doughty (SO)	Quick (23-24)	
2/24	MIN	0	1	0	0	1	6	10	5	3	24	0-4	5-10		Backstrom (24-25)	*18,568
	MIN	2	0	1	-	3	7	5	12	-	24	0-2	3-6		Backstrom (10-13); HARDING (10-11)	
3/7	LA	2	2	0	-	4	11	4	9	-	24	1-3	2-4	Purcell	Quick (21-24)	18,118
TOTALS		1	2	3	OT	F	1	2	3	OT	T	Power Plays (Percentage)	Penalties/ Minutes	Goaltenders (Record, Saves-Shots)		
	LA	4	6	3	0	14	46	41	36	1	124	5-17 (29.4)	16-35	Quick (3-0-0, 69-75); Ersberg (1-0-0, 33-34)		
	MIN	3	2	2	0	7	30	29	47	3	109	3-15 (20.0)	19-41	Backstrom (0-2-1, 96-106); Harding (0-1-0, 15-16)		

SERIES NOTES

The Wild was swept (0-3-1) by the Kings last season after going 7-0-2 in the previous nine meetings... Five of the last eight games have been decided by one goal... The Kings scored at least one PPG in every game in the series (5-for-17, 29.4%)... LW Andrew Brunette (0-3=3), C Mikko Koivu (0-3=3) and D Marek Zidlicky (1-2=3) each had three points in the season series... Wild C Eric Belanger has spent time with Los Angeles... Belanger was originally drafted by the Kings in the fourth round of the 1996 NHL Entry Draft... Los Angeles D Sean O'Donnell was the first captain in Minnesota Wild history (October 2000)... RW Owen Nolan leads the Wild in career scoring vs. Los Angeles with 40 points (17-23=40) in 56 games... C Jarret Stoll leads the Kings in all-time scoring vs. Minnesota with 17 points (7-10=17) in 30 contests... G Erik Ersberg is 1-1-1 with a 1.65 GAA versus the Wild, while G Jonathan Quick is 3-0-0 with a 1.95 GAA.

MONTREAL CANADIENS



TEAM INFORMATION

Home Ice (Cap., Built)..... Bell Centre (21,273, 1996)
Mailing Address..... 1260 de La Gauchetiere St. W.
Montreal, Quebec H3B 5E8
Telephone..... 514.932.2582
Fax..... 514.932.8285
Website..... canadiens.com
Founded..... 1909-10
Stanley Cup Titles..... 24; 1916, 1924, 1930, 1931, 1944, 1946,
1953, 1956, 1957, 1958, 1959, 1960, 1965, 1966, 1968,
1969, 1971, 1973, 1976, 1977, 1978, 1979, 1986, 1993
Colors..... Red, White and Blue

DIRECTORY

Chairman and Governor..... George N. Gillett Jr.
Executive Vice President/General Manager..... Bob Gainey
Head Coach..... Jacques Martin
Assistant Coach..... Perry Pearn, Kirk Muller

COMMUNICATIONS DEPARTMENT

Vice President, Communications & Community Relations..... Donald Beauchamp
Director of Media Relations..... Dominick Saillant
Manager, History and Archives..... Carl Lavigne
Communications Coordinator..... Francois Marchand

ALL-TIME SERIES NOTES

Hat Tricks: None
Overtime Games: Three, last, 12/17/05, 4-3 OT win (Foster) @MIN
Penalty Shots: 12/17/05, @MIN; Niklas Sundstrom vs. Dwayne Roloson; no goal
Shutouts: 12/10/01, 4-0 loss @MTL (Theodore - 24 saves)
Last Trade Between Canadiens and Wild: 7/11/08, Acquired C Corey Locke in exchange for D Shawn Belle.

WILD VS. MONTREAL CANADIENS

2008-09 Wild Record: 0-1-0 (0-1-0 at Xcel Energy Center, Did not play at Montreal)
All-Time Wild Record: 3-3-2 (2-1-1 at Xcel Energy Center, 1-2-1 at Montreal)

DATE	OPP.	Scoring By Period					Shots By Period					Power Plays	Penalties/ Minutes	Game-Winning Goal	Goalie (Saves-Shots)	Attn.
		1	2	3	OT	F	1	2	3	OT	T					
	MTL	1	1	0	-	2	11	6	4	-	21	1-5	11-22	Markov	Price (28-29)	
10/30	MIN	1	0	0	-	1	9	11	9	-	29	0-10	6-12		Harding (19-21)	*18,568
TOTALS		1	2	3	OT	F	1	2	3	OT	T	Power Plays (Percentage)	Penalties/ Minutes	Goaltenders (Record, Saves-Shots)		
	MTL	1	1	0	-	2	11	6	4	-	21	1-5 (20.0)	11-22	Price (1-0-0, 28-29)		
	MIN	1	0	0	-	1	9	11	9	-	29	0-10 (0.0)	6-12	Harding (0-1-0, 19-21)		

SERIES NOTES

The Canadiens dealt the Wild a 2-1 loss in the teams' lone meeting (10/30), at Xcel Energy Center... Montreal G Carey Price made 28 saves and helped stop all 10 of the Wild's power-play chances... The Wild is 3-3-2 all-time versus the Canadiens... Of the eight games the teams have played all-time, three have gone to overtime... Wild Coordinator of Amateur Scouting Guy Lapointe helped the Habs to six Stanley Cup championships... RW Owen Nolan leads the Wild in career scoring vs. Montreal with 37 points (18-19=37) in 43 contests... D Roman Hamrik (0-8=8) leads the Canadiens in all-time scoring vs. Minnesota.

32 BACKSTROM

25 BELANGER

24 BOOGAARD

96 BOUCHARD

21 BRODZIAK

15 BRUNETTE

8 BURNS

22 CLUTTERBUCK

18 GILLIES

37 HARDING

14 HAVLAT

34 HNIDY

5 JOHNSON

9 KOIVU

20 MIETTINEN

11 NOLAN

67 POULIOT

55 SCHULTZ

36 SCOTT

51 SHEPPARD

12 WELLER

6 ZANON

3 ZIDLICKY



NASHVILLE PREDATORS

TEAM INFORMATION

Home Ice (Cap., Built).....Sommet Center (17,113, 1998)
Mailing Address.....501 Broadway
Nashville, TN 37203
Telephone.....615.770.2300
Fax.....615.770.2309
Website.....nashvillepredators.com
Founded.....1998-99
Stanley Cup Titles.....None
Colors.....Orange, Yellow, Blue, Metallic Silver and Steel

DIRECTORY

President of Hockey Operations/General Manager.....David Poile
Head Coach.....Barry Trotz
Associate Coach.....Brent Peterson
Assistant Coach.....Peter Horachek
Goaltending Coach.....Mitch Korn

COMMUNICATIONS DEPARTMENT

Director of Communications.....Tim Darling
Communications Coordinator.....Kevin Wilson



2009-10 MATCHUPS

Wed.	10/28	Xcel Energy Center	7:00 p.m.
Wed.	12/2	Xcel Energy Center	7:00 p.m.
Sat.	12/5	Sommet Center	7:00 p.m.
Thu.	3/18	Sommet Center	7:00 p.m.

ALL-TIME SERIES NOTES

Hat Tricks: Marian Gaborik, 11/23/02 (Mike Dunham/Tomas Vokoun), 3-0=3 pts.

Overtime Games: Seven, last, 2/17/08, 5-4 win (Gaborik) @MIN

Penalty Shots: Two, last, 2/17/07 @NSH, Pierre-Marc Bouchard vs. Tomas Vokoun; goal

Shutouts: Six (MIN-1, NSH-5), last, 2/6/09, 2-0 loss @MIN (Ellis-22 saves)

Last Trade Between Predators and Wild: 7/1/08, Acquired D Marek Zidlicky in exchange for C Ryan Jones and a 2009 second round pick (Charles-Olivier Roussel).

WILD VS. NASHVILLE PREDATORS

2008-09 Wild Record: 2-2-0 (1-1-0 at Xcel Energy Center, 1-1-0 at Nashville)

All-Time Wild Record: 14-13-5 (9-4-3 at Xcel Energy Center, 5-9-2 at Nashville)

DATE	OPP.	Scoring By Period					Shots By Period					Power Plays	Penalties/ Minutes	Game-Winning Goal	Goalie	
		1	2	3	OT	F	1	2	3	OT	T				(Saves-Shots)	Attn.
11/29	MIN	2	2	2	—	6	7	13	9	—	29	5-11	9-30	Nolan (1)	Harding (25-27)	13,990
	NSH	0	1	1	—	2	7	12	8	—	27	1-4	16-46		Ellis (23-29)	
12/6	MIN	0	0	0	—	0	4	16	12	—	32	0-3	4-11		Harding (42-43)	14,408
	NSH	0	0	1	—	1	18	14	11	—	43	0-3	4-11	Dumont	Rinne (32-32)	
2/6	NSH	0	1	1	—	2	5	15	6	—	26	0-2	7-14	Arnett	Ellis (22-22)	*18,568
	MIN	0	0	0	—	0	4	6	12	—	22	0-4	5-10		Backstrom (24-26)	
4/10	NSH	1	1	2	—	4	11	12	12	—	35	1-4	6-12		Rinne (29-35)	*18,568
	MIN	2	3	3	—	8	16	13	8	—	37	3-5	5-10	Bergeron (3)	Backstrom (31-35)	
TOTALS		Scoring By Period					Shots By Period					Power Plays	Penalties/ Minutes		Goaltenders	
		1	2	3	OT	F	1	2	3	OT	T	(Percentage)			(Record, Saves-Shots)	
	NSH	1	3	5	—	9	41	53	37	—	131	2-13 (15.4)	33-83	Ellis (1-1-0, 45-51); Rinne (2-0-0, 61-67)		
	MIN	4	5	5	—	14	31	48	41	—	120	8-23 (34.8)	23-61	Backstrom (1-1-0, 55-61);Harding (1-1-0, 67-70)		

SERIES NOTES

Minnesota split two meetings with the Predators last season, winning two games by a combined 14-6 margin but having both losses come via shutout...C Mikko Koivu (3-2=5) paced the Wild in scoring against Nashville...Koivu had three points (2-1=3) as the Wild tied a team record with five PPG in a 6-2 win at Sommet Center (11/29)...Nashville then got shutouts from G Pekka Rinne (32 saves) and G Dan Ellis (22 saves) in taking the middle two meetings...Koivu had two points (1-1=2) in an 8-4 rout at Xcel Energy Center (4/10)...The Wild has won seven of the last 10 meetings overall...Minnesota is 5-9-2 all-time in Nashville, but is 4-2-0 after beginning the series 1-7-2 there...RW Martin Havlat leads the Wild in scoring against the Predators with 28 points (11-17=28), including 10 multi-point efforts, in just 20 games...G Niklas Backstrom is 6-1-0 with a 2.72 GAA against the Predators...Wild Head Coach Todd Richards spent four seasons (2002-06) as an assistant with the AHL's Milwaukee Admirals, affiliate of the Predators...D Marek Zidlicky was acquired by Minnesota from Nashville (7/1/08) for a second-round pick in the 2009 NHL Entry Draft, along with F Ryan Jones...D Greg Zanon signed with the Wild (7/1/09) after spending his first three-plus NHL seasons with Nashville...Predators RW Joel Ward played 11 games with Minnesota in the 2006-07 season...Jason Arnett (3-13=16) and Martin Erat (8-8=16) lead Nashville in career scoring against Minnesota.

NEW JERSEY DEVILS



TEAM INFORMATION

Home Ice (Cap., Built).....Prudential Center (17,625, 2007)
Mailing Address.....165 Mulberry Street
Newark, NJ 07102
Telephone.....973.757.6100
Fax.....973.757.6399
Website.....newjerseydevils.com
Founded.....1974-75 (Relocated from Colorado in 1982)
Stanley Cup Titles.....1995, 2000, 2003
Colors.....Red, Black and White

DIRECTORY

President/CEO/General Manager.....Lou Lamoriello
Head Coach.....Jacques Lemaire
Assistant Coaches.....Mario Tremblay, Tommy Albelin
Goaltending Coach.....Jacques Caron

COMMUNICATIONS DEPARTMENT

Senior Vice President, Communications.....Mike Levine
Senior Director, Communications.....Jeff Altstadter
Assistant Director, Communications.....Pete Albiez
Staff Writer/Coordinator, Communications.. Daniel Beam, Eric Marin



2009-10 MATCHUPS

Sat.	1/2	Xcel Energy Center	7:00 p.m.
------	-----	--------------------	-----------

ALL-TIME SERIES NOTES

Hat Tricks: Marian Gaborik, 2/17/04 (Martin Brodeur), 3-0=3 pts.

Overtime Games: Four, last, 3/13/08, 4-3 shootout loss (Langenbrunner) @MIN

Penalty Shots: 1/21/01 @MIN; Petr Sykora vs. Manny Fernandez; no goal

Shutouts: None

Last Trade Between Devils and Wild: 6/21/08, Acquired a 2008 first round pick (Tyler Cuma) in exchange for a 2008 first round pick (Mattias Tedenby) and a 2009 third round pick (Alexander Urbom).

WILD VS. NEW JERSEY DEVILS

2008-09 Wild Record: 0-1-0 (Did not play at Xcel Energy Center, 0-1-0 at New Jersey)

All-Time Wild Record: 1-4-4 (1-1-2 at Xcel Energy Center, 0-3-2 at New Jersey)

DATE	OPP.	Scoring By Period					Shots By Period					Power Plays	Penalties/ Minutes	Game-Winning Goal	Goalie (Saves-Shots)	Attn.
		1	2	3	OT	F	1	2	3	OT	T					
	MIN	0	0	0	—	0	4	16	15	—	35	0-7	3-6	BACKSTROM (8-11); Harding (17-18)	Brodeur (35-35)	17,625
3/20	NJ	0	3	1	—	4	6	7	16	—	29	1-3	7-14			
TOTALS		Scoring By Period					Shots By Period					Power Plays	Penalties/ Minutes	Goaltenders		
		1	2	3	OT	F	1	2	3	OT	T	(Percentage)			(Record, Saves-Shots)	
	NJ	0	3	1	—	4	6	7	16	—	29	1-3 (33.3)	7-14		Brodeur (1-0-0, 35-35)	
	MIN	0	0	0	—	0	4	16	15	—	35	0-7 (0.0)	3-6	Backstrom (0-1-0, 8-11); Harding (0-0-0, 17-18)		

SERIES NOTES

The Wild dropped a 4-0 decision at New Jersey (3/20) to fall to 1-4-4 all-time versus the Devils...LW Patrik Elias scored two goals and G Martin Brodeur made 35 saves...The Wild are winless in five tries in New Jersey (0-3-2)...Wild Assistant Coach Dave Barr played for New Jersey for two seasons (1991-93)...Devils Head Coach Jacques Lemaire and Assistant Coach Mario Tremblay held the same positions with the Wild from 2000-09...New Jersey RW Jamie Langenbrunner (Cloquet), D Paul Martin (Minneapolis) and LW Zach Parise (Minneapolis) are Minnesota natives...Devils C Brian Rolston played for Minnesota (2005-08)...Rolston has no points in six career games against the Wild...RW Owen Nolan (16-7=23) and RW Martin Havlat (5-10=15) lead the Wild in career scoring vs. New Jersey...Brendan Shanahan (7-8=15) leads the Devils all-time against Minnesota...Brodeur is 6-1-2 with a 2.15 GAA and a shutout versus the Wild.

32 BACKSTROM
25 BELANGER
24 BOOGAARD
96 BOUCHARD
21 BRODZIAK
15 BRUNETTE
8 BURNS
22 CLUTTERBUCK
18 GILLIES
37 HARDING
14 HAVLAT
34 HNIDY
5 JOHNSON
9 KOIVU
20 MIETTINEN
11 NOLAN
67 POULIOT
55 SCHULTZ
36 SCOTT
51 SHEPPARD
12 WELLER
6 ZANON
3 ZIDLICKY



NEW YORK ISLANDERS

TEAM INFORMATION

Home Ice (Cap., Built).....Nassau Veterans' Memorial Coliseum (16,234, 1972)
Mailing Address.....1535 Old Country Road
Plainview, NY 11803
Telephone.....516.501.6700
Fax.....516.501.6850
Website.....newyorkislanders.com
Founded.....1972-73
Stanley Cup Titles.....1980, 1981, 1982, 1983
Colors.....Navy Blue and Orange

DIRECTORY

Owner & Governor.....Charles B. Wang
General Manager & Alternate Governor.....Garth Snow
Head Coach.....Scott Gordon
Assistant Coaches.....Dean Chynoweth, Scott Allen
Goaltending Coach.....Mike Dunham

COMMUNICATIONS DEPARTMENT

Director of Communications.....Seth Sylvan
Communications Manager.....Kimber Auerbach



2009-10 MATCHUPS

Fri. 11/20 Xcel Energy Center 7:00 p.m.

ALL-TIME SERIES NOTES

Hat Tricks: Jason Blake, 3/19/04, (D. Roloson), 3-0=3 pts.
Overtime Games: 2/9/08, 4-3 OT win (Burns) @MIN
Penalty Shots: 3/02/02, @MIN; Brad Isbister vs. Dwayne Roloson; no goal
Shutouts: None
Last Trade Between Islanders and Wild: 6/26/09, Acquired N.Y. Islanders' 2009 first round pick (Nick Leddy), 2009 third round pick (Matt Hackett) and 2009 seventh round pick (Erik Haula) for Minnesota's 2009 first round pick (Calvin de Haan).

WILD VS. NEW YORK ISLANDERS

2008-09 Wild Record: 2-0-0 (1-0-0 at Xcel Energy Center, 1-0-0 at New York)
All-Time Wild Record: 7-3-0 (4-1-0 at Xcel Energy Center, 3-2-0 at New York)

DATE	OPP.	Scoring By Period					Shots By Period					Power Plays	Penalties/ Minutes	Game-Winning Goal	Goalie		
		1	2	3	OT	F	1	2	3	OT	T				(Saves-Shots)	Attn.	
12/19	NYI	0	1	0	—	1	7	3	6	—	16	1-5	4-8			MacDonald (35-39)	
	MIN	0	1	3	—	4	11	15	13	—	39	0-4	5-10	Gillies (1)		Backstrom (15-16)	*18,568
3/25	MIN	2	1	3	—	6	11	4	13	—	28	3-7	10-26			Backstrom (32-34)	
	NYI	1	0	1	—	2	16	5	13	—	34	0-4	13-32			Danis (22-28)	13,332
TOTALS		Scoring By Period					Shots By Period					Power Plays (Percentage)	Penalties/ Minutes		Goaltenders (Record, Saves-Shots)		
	NYI	1	1	1	—	3	23	8	19	—	50	1-9 (11.1)	17-40		MacDonald (0-1-0, 35-39);	Danis (0-1-0, 22-28)	
	MIN	2	2	6	—	10	22	19	26	—	67	3-11 (27.3)	15-36			Backstrom (2-0-0, 47-50)	

SERIES NOTES

The Wild swept the teams' two meetings last season by a combined 10-3 margin, and has won the last four games overall to move to 7-3-0 all-time versus the Islanders...Eleven different players registered one point and the Wild outshot New York 39-16 in a 4-1 win at Xcel Energy Center (12/19), while RW Marian Gaborik (2-2=4) posted four points in a 6-2 win on Long Island (3/25)...New York G Dwayne Roloson spent four seasons (2001-06) with Minnesota...Islanders RW Richard Park spent parts of three seasons with Minnesota...Islander RW Kyle Okposo (Saint Paul) is a Minnesota native and played 40 games with the University of Minnesota Golden Gophers during the 2006-07 season...RW Owen Nolan leads the Wild in career scoring vs. N.Y. Islanders with 25 points (13-12=25) in 32 games...Doug Weight leads the Islanders in career scoring against Minnesota with 17 points (7-10=17) in 24 games, including five points (1-4=5) with Edmonton (11/12/00), the most points by an opponent versus the Wild in a single game.

NEW YORK RANGERS



TEAM INFORMATION

Home Ice (Cap., Built).....Madison Square Garden (18,200, 1968)
Mailing Address.....2 Pennsylvania Plaza, 14th Floor
New York, NY 10121
Telephone.....212.465.6486
Fax.....212.465.6494
Website.....newyorkrangers.com
Founded.....1926-27
Stanley Cup Titles.....1928, 1933, 1940, 1994
Colors.....Blue, Red and White

DIRECTORY

President/CEO/Chairman.....James L. Dolan
President/General Manager.....Glen Sather
Head Coach.....John Tortorella
Assistant Coaches.....Mike Sullivan, Benoit Allaire

COMMUNICATIONS DEPARTMENT

Vice President, P.R. & Player Recruitment.....John Rosasco
Vice President, Sports Team Publicity.....Sammy Steinlight
Director, Public Relations.....Brendan McIntyre
Manager, Public Relations.....Lauren Buchman



2009-10 MATCHUPS

Fri. 10/30 Xcel Energy Center 7:00 p.m.

ALL-TIME SERIES NOTES

Hat Tricks: Marian Gaborik, 12/20/07, (H. Lundqvist), 5-1=6 pts.
Overtime Games: 3/05/02, 3-2 OT loss (Leetch) @MIN
Penalty Shots: None
Shutouts: None
Last Trade Between Rangers and Wild: 1/29/09, Acquired C Dan Fritsche in exchange for D Erik Reitz.

WILD VS. NEW YORK RANGERS

2008-09 Wild Record: 0-1-0 (Did not play at Xcel Energy Center, 0-1-0 at New York)
All-Time Wild Record: 3-6-1 (2-2-1 at Xcel Energy Center, 1-4-0 at New York)

DATE	OPP.	Scoring By Period					Shots By Period					Power Plays	Penalties/ Minutes	Game-Winning Goal	Goalie	
		1	2	3	OT	F	1	2	3	OT	T				(Saves-Shots)	Attn.
3/24	MIN	0	1	0	—	1	3	7	9	—	19	0-2	8-22			Backstrom (28-30)
	NYR	1	1	0	—	2	10	13	7	—	30	0-5	5-16	Gomez		Lundqvist (18-19) 18,200
TOTALS		Scoring By Period					Shots By Period					Power Plays (Percentage)	Penalties/ Minutes	Goaltenders (Record, Saves-Shots)		
	NYR	1	1	0	—	2	10	13	7	—	30	0-5 (0.0)	5-16			Lundqvist (1-0-0, 18-19)
	MIN	0	1	0	—	1	3	7	9	—	19	0-2 (0.0)	8-22			Backstrom (0-1-0, 28-30)

SERIES NOTES

New York defeated Minnesota 2-1 in their only meeting last season, at Madison Square Garden (3/24)...RW Marian Gaborik, now a Ranger, scored the Wild's lone goal...Minnesota is 3-6-1 overall against the New York Rangers...In the previous meeting, 12/20/07 at Xcel Energy Center, Gaborik posted the NHL's first five-goal game in nearly 11 seasons, while adding an assist to tie a career-high six points...Gaborik is the Wild's all-time franchise leader in several offensive categories including goals (219), assists (218), points (437), PPG (59), GWG (43), shots on goal (1,694) and five 30-goal seasons in 502 games...D Brent Burns notched his first career point with an assist against the Rangers (10/10/03)...The Wild overcame a 3-2 third-period deficit to record its first-ever win at Madison Square Garden (2/4/04)...Wild Assistant Coach Dave Barr played six games with the Rangers in 1983-84...Wild D Kim Johnsson was originally drafted by the Rangers...Johnsson made his NHL debut with the Rangers in 1999-00...Rangers LW Aaron Voros made his NHL debut with the Wild in the 2007-08 season and played 55 games with the Wild...RW Owen Nolan leads the Wild in career scoring vs. the Rangers with 24 points (14-10=24) in 31 games...Chris Drury leads the Rangers in career scoring against Minnesota with 13 points (6-7=13) in 20 contests.

32 BACKSTROM

25 BELANGER

24 BOOGAARD

96 BOUCHARD

21 BRODZIAK

15 BRUNETTE

8 BURNS

22 CLUTTERBUCK

18 GILLIES

37 HARDING

14 HAVLAT

34 HNIDY

5 JOHNSON

9 KOIVU

20 MIETTINEN

11 NOLAN

67 POULIOT

55 SCHULTZ

36 SCOTT

51 SHEPPARD

12 WELLER

6 ZANON

3 ZIDLICKY



OTTAWA SENATORS



TEAM INFORMATION	
Home Ice (Cap., Built)	Scotiabank Place (19,153, 1996)
Mailing Address	1000 Palladium Drive Ottawa, Ontario K2V 1A5
Telephone	613.599.0250
Fax	613.599.0358
Website	ottawasenators.com
Founded	1990-91
Stanley Cup Titles	None
Colors	Red, White and Black
DIRECTORY	
Owner, Governor & Chairman	Eugene Melnyk
General Manager	Bryan Murray
Head Coach	Cory Clouston
Assistant Coaches	Greg Carvel, Brad Lauer, Luke Richardson
Goaltending Coach	Tim Pattyson
COMMUNICATIONS DEPARTMENT	
Vice President, Communications	Phil Legault
Director, Communications	Brian Morris
Director, Publications	Karen Ruttan

2009-10 MATCHUPS				
Sat.	12/19	Scotiabank Place		6:00 p.m.

ALL-TIME SERIES NOTES	
Hat Tricks: Marian Gaborik, 3/16/04, (P. Lalime), 3-2=5 pts.	
Overtime Games: Two; 3/12/02, 4-3 OT loss (Arvedson) @MIN; 12/20/00, 2-2 tie (Hendrickson) @MIN	
Penalty Shots: Two; 12/20/00, @MIN: Antti Laaksonen vs. Patrick Lalime; no goal; 11/20/06 @OTT; Brian Rolston vs. Ray Emery; goal	
Shutouts: One; 2/25/03, 3-0 win @OTT (Roloson – 28 saves)	
Last Trade Between Senators and Wild: 7/30/05, Acquired C Todd White in exchange for a 2005 fourth round pick (Cody Bass).	

WILD VS. OTTAWA SENATORS																	
2008-09 Wild Record: 0-1-0 (0-1-0 at Xcel Energy Center, Did not play at Ottawa)																	
All-Time Wild Record: 2-4-2 (1-2-2 at Xcel Energy Center, 1-2-0 at Ottawa)																	
DATE	OPP.	Scoring By Period					Shots By Period					Power Plays	Penalties/ Minutes	Game-Winning Goal	Goalie		
		1	2	3	OT	F	1	2	3	OT	T				(Saves-Shots)	Attn.	
	OTT	0	3	2	–	5	9	10	3	–	22	0-1	5-10	Alfredsson	Elliot (9-12); Auld (17-17)		
2/14	MIN	3	0	0	–	3	15	5	9	–	29	1-4	2-4		Backstrom (16-19); HARDING (1-2)	*18,568	
TOTALS		Scoring By Period					Shots By Period					Power Plays (Percentage)	Penalties/ Minutes	Goaltenders			
		1	2	3	OT	F	1	2	3	OT	T			(Record, Saves-Shots)			
	OTT	0	3	2	–	5	9	10	3	–	22			0-1 (0.0)	5-10	Elliot (0-0-0, 9-12); Auld (1-0-0, 17-17)	
	MIN	3	0	0	–	3	15	5	9	–	29	1-4 (25.0)	2-4	Backstrom (0-0-0, 16-19); Harding (0-1-0, 1-2)			

SERIES NOTES	
Ottawa rallied from a three-goal deficit for a 5-3 win over the Wild at Xcel Energy Center in the teams' lone meeting last season (2/14)...The Senators scored a pair of SHG in the victory, ruining a three-point effort (2-1=3) by Wild RW Owen Nolan...This season, the Wild makes its first trip to Scotiabank Place since a 5-3 loss (11/20/06)...Minnesota has lost three straight against Ottawa since a 5-2 win on 3/16/04...RW Martin Havlat was Ottawa's first round pick (No. 26 overall) in the 1999 NHL Entry Draft and skated his first five NHL seasons with the Senators...D Shane Hnidy skated for the Sens from 2000-04...Wild Assistant General Manager Brent Flahr spent the last two seasons (2007-09) as the Senators' Director of Hockey Operations...Ottawa D Brian Lee (Moorhead) is a native of Minnesota...D Filip Kuba skated with the Wild from 2000-05...Nolan leads the Wild in career scoring vs. Ottawa with 35 points (17-18=35) in 31 contests...Daniel Alfredsson (2-6=8) and Dany Heatley (5-3=8) each have eight career points versus the Wild...G Pascal Leclaire is 3-2-0 with a 2.37 GAA and a .921 SV% and one shutout versus the Wild.	

PHILADELPHIA FLYERS



TEAM INFORMATION	
Home Ice (Cap., Built)	Wachovia Center (19,537, 1996)
Mailing Address	3601 South Broad Street Philadelphia, PA 19148
Telephone	215.465.4500
Fax	215.389.9403
Website	philadelphiaflyers.com
Founded	1967-68
Stanley Cup Titles	1974, 1975
Colors	Orange, Black and White
DIRECTORY	
Chairman	Ed Snider
General Manager	Paul Holmgren
Head Coach	John Stevens
Assistant Coaches	Craig Berube, Jack McIlhargey, Joe Mullen
Goaltending Coach	Jeff Reese
COMMUNICATIONS DEPARTMENT	
Senior Director, Communications	Zack Hill
Media Services & Publications Coordinator	Joe Sivilie
Public Relations Assistant	Brian Smith

2009-10 MATCHUPS				
Sat.	2/6	Xcel Energy Center		7:00 p.m.

ALL-TIME SERIES NOTES	
Hat Tricks: None	
Overtime Games: 10/11/00, 3-3 tie (Desjardins) @MIN	
Penalty Shots: None	
Shutouts: Three; (MIN-2, PHI-1), last, 2/12/03, 2-0 win @MIN (Roloson-31 saves)	
Last Trade Between Flyers and Wild: 12/17/03, Acquired RW Eric Chouinard in exchange for a 2004 fifth round pick (Chris Zarb).	

WILD VS. PHILADELPHIA FLYERS																
2008-09 Wild Record: 0-1-0 (Did not play at Xcel Energy Center, 0-1-0 at Philadelphia)																
All-Time Wild Record: 2-6-1 (1-1-1 at Xcel Energy Center, 1-5-0 at Philadelphia)																
DATE	OPP.	Scoring By Period					Shots By Period					Power Plays	Penalties/ Minutes	Game-Winning Goal	Goalie (Saves-Shots)	Attn.
	MIN	1	2	3	OT	F	1	2	3	OT	T					
1/8	PHI	0	1	2	–	3	7	8	8	–	23	1-1	11-25	Knuble	Biron (27-28)	19,596
TOTALS		Scoring By Period					Shots By Period					Power Plays (Percentage)	Penalties/ Minutes		Goaltenders (Record, Saves-Shots)	
	PHI	0	1	2	–	3	7	8	8	–	23	1-1 (100.0)	11-25		Biron (1-0-0, 27-28)	
	MIN	1	0	0	–	1	7	10	11	–	28	0-8 (0.0)	4-11		Backstrom (0-1-0, 20-23)	

SERIES NOTES	
The Wild dropped its fourth straight against Philadelphia, 3-1 at Wachovia Center (1/8) in the teams' lone meeting last season...Minnesota is 2-6-1 all-time against the Flyers, getting outscored 23-12 in the process...Minnesota earned back-to-back shutouts against Philadelphia (2/10/03 & 2/12/03), the first back-to-back shutouts in Wild franchise history...Minnesota earned the first point in franchise history with a 3-3 (OT) tie against the Flyers in the first regular season game in Xcel Energy Center history (10/11/00)...Wild D Kim Johnsson played four seasons (2001-06) with Philadelphia...RW Owen Nolan (8-11=19) leads the Wild in career scoring vs. Philadelphia...G Niklas Backstrom has lost both career appearances versus the Flyers, with a 3.03 GAA...D Kimmo Timonen leads the Flyers in career scoring against Minnesota with 13 points (5-8=13) in 24 contests, while D Chris Pronger has 10 points (2-8=10) in 28 games...G Ray Emery won his lone start against Minnesota (11/20/06), stopping 42-of-45 shots, while G Brian Boucher is 4-3-3 with a 2.96 GAA and a .890 SV%.	

32 BACKSTROM

25 BELANGER

24 BOOGAARD

96 BOUCHARD

21 BRODZIAK

15 BRUNETTE

8 BURNS

22 CLUTTERBUCK

18 GILLIES

37 HARDING

14 HAVLAT

34 HNIDY

5 JOHNSON

9 KOIVU

20 MIETTINEN

11 NOLAN

67 POULIOT

55 SCHULTZ

36 SCOTT

51 SHEPPARD

12 WELLER

6 ZANON

3 ZIDLICKY



PHOENIX COYOTES



TEAM INFORMATION

Home Ice (Cap., Built).....Jobing.com Arena (17,125, 2004)
Mailing Address.....6751 N. Sunset Blvd., #200
.....Glendale, AZ 85305
Telephone.....623.772.3200
Fax.....623.872.2000
Website.....phoenixcoyotes.com
Founded.....1979-80 (Relocated from Winnipeg in 1996)
Stanley Cup Titles.....None
Colors.....Black, Brick Red, Hunter Green, Sand, Sienna and Purple

DIRECTORY

Managing Partner & Head Coach.....Wayne Gretzky
General Manager.....Don Maloney
Associate Coach.....Ulf Samuelsson
Assistant Coach.....Doug Sulliman
Goaltending Coach.....Grant Fuhr

COMMUNICATIONS DEPARTMENT

Vice President of News Content.....Dave Vest
Director of Media Relations.....Sergey Kocharov
Manager of Communications.....Rob Crean

ALL-TIME SERIES NOTES

Hat Tricks: None
Overtime Games: Five; last, 3/22/04, 3-2 OT loss (Comrie) @MIN
Penalty Shots: Two; 10/8/05, @PHX; Alexandre Daigle vs. Curtis Joseph; no goal; 10/8/05, @PHX; Ladislav Nagy vs. Dwayne Roloson; goal
Shutouts: Six (MIN-3, PHX-3), last, 11/13/08, 4-0 win @MIN (Backstrom – 24 saves)
Last Trade Between Coyotes and Wild: 8/26/05, Acquired C Erik Westrum and D Dustin Wood in exchange for D Zbyanek Michalek

WILD VS. PHOENIX COYOTES

2008-09 Wild Record: 3-1-0 (2-0-0 at Xcel Energy Center, 1-1-0 at Phoenix)

All-Time Wild Record: 16-11-5 (9-4-3 at Xcel Energy Center, 7-7-2 at Phoenix)

DATE	OPP.	Scoring By Period					Shots By Period					Power Plays	Penalties/ Minutes	Game-Winning Goal	Goalie (Saves-Shots)		Attn.
		1	2	3	OT	F	1	2	3	OT	T						
	MIN	0	2	1	–	3	15	12	6	–	33	0-2	4-8	Belanger (1)	Backstrom (25-27)		
11/1	PHX	1	1	0	–	2	7	10	10	–	27	1-4	2-4		Bryzgalov (30-33)	14,817	
	PHX	0	0	0	–	0	5	10	9	–	24	0-6	8-19		Bryzgalov (28-32)		
11/13	MIN	0	2	2	–	4	13	9	10	–	32	4-7	7-17	Zidlicky (1)	Backstrom (24-24)	*18,568	
	MIN	0	0	1	–	1	12	9	10	–	31	0-5	5-10		Backstrom (29-32)		
12/11	PHX	0	2	1	–	3	10	12	10	–	32	0-5	5-10	Lindstrom	Bryzgalov (30-31)	13,296	
	PHX	0	1	2	–	3	5	14	5	–	24	0-1	6-12		Bryzgalov (28-34)		
1/13	MIN	2	1	3	–	6	8	16	10	–	34	0-4	3-6	Koivu (2)	Backstrom (21-24)	*18,568	
TOTALS		Scoring By Period					Shots By Period					Power Plays (Percentage)	Penalties/ Minutes	Goaltenders (Record, Saves-Shots)			
	PHX	1	2	3	OT	F	1	2	3	OT	T						
	PHX	1	4	3	–	8	27	46	34	–	107	1-16 (6.3)	21-45	Bryzgalov (1-3-0, 116-130)			
	MIN	2	5	7	–	14	48	46	36	–	130	4-18 (22.2)	19-41	Backstrom (3-1-0, 99-107)			

SERIES NOTES

The Wild took three of four meetings from Phoenix in 2008-09, and is 9-1-0 in the last 10 meetings...D Marek Zidlicky posted five points (2-3=5) in the season series...Minnesota scored all four goals on the power play, including two by Zidlicky, in a 4-0 win in St. Paul (11/13)...The Coyotes' snapped a nine-game losing streak against the Wild with a 3-1 home win (12/11), but the Wild routed Phoenix 6-3 at Xcel Energy Center (1/13) to win the season series...The Wild defeated Phoenix in the last Coyotes game ever played at America West Arena (12/15/03)... Wild RW Owen Nolan spent the 2006-07 season with Phoenix...Phoenix D Peter Mueller (Bloomington) and D Kurt Sauer (Saint Cloud) are Minnesota natives... Phoenix D Zbynek Michalek appeared in 22 games with Minnesota in 2003-04...LW Andrew Brunette leads the Wild in career scoring vs. Phoenix with 34 points (9-25=34) in 35 games, while RW Owen Nolan has 33 points (16-17=33) in 45 games... Wild G Niklas Backstrom is 9-1-0 with three career shutouts, a 1.50 GAA and a .949 SV% against Phoenix...Shane Doan (10-11=21) leads the Coyotes in all-time scoring against Minnesota...G Ilya Bryzgalov is 1-7-0 with a 3.42 GAA and a .891 SV% in his career against the Wild.

PITTSBURGH PENGUINS



TEAM INFORMATION

Home Ice (Cap., Built).....Mellon Arena (16,940, 1961)
Mailing Address.....66 Mario Lemieux Place
.....Pittsburgh, PA 15219
Telephone.....412.642.1300
Fax.....412.642.1859
Website.....pittsburghpenguins.com
Founded.....1967-68
Stanley Cup Titles.....1991, 1992, 2009
Colors.....Black, Gold and White

DIRECTORY

Co-owner/Chairman.....Mario Lemieux
General Manager.....Ray Shero
Head Coach.....Dan Bylsma
Assistant Coaches.....Tom Fitzgerald, Mike Yeo, Tony Granato
Goaltending Coach.....Gilles Meloche

COMMUNICATIONS DEPARTMENT

Director of Communications.....Jennifer Bullano
Communications Coordinator.....Erik Heasley
Editor/Online Content.....Sam Kasan

2009-10 MATCHUPS

Sat.	10/31	Mellon Arena	6:30 p.m.
Mon.	1/11	Xcel Energy Center	7:00 p.m.

ALL-TIME SERIES NOTES

Hat Tricks: None
Overtime Games: Two, 11/14/02, 1-1 tie (Park) @MIN; 11/18/08, 2-1 shootout win (Zidlicky) @PIT
Penalty Shots: 11/19/03, @PIT; Marian Gaborik vs. Sebastien Caron; goal
Shutouts: 12/8/05, 5-0 win @PIT (Fernandez-22 saves)
Last Trade Between Penguins and Wild: 2/27/07, Acquired C Dominic Moore in exchange for a 2007 third round pick (Casey Pierro-Zabotell)

WILD VS. PITTSBURGH PENGUINS

2008-09 Wild Record: 1-0-0 (Did not play at Xcel Energy Center, 1-0-0 at Pittsburgh)

All-Time Wild Record: 6-2-1 (2-1-1 at Xcel Energy Center, 4-1-0 at Pittsburgh)

DATE	OPP.	Scoring By Period					Shots By Period					Power Plays	Penalties/ Minutes	Game-Winning Goal	Goalie (Saves-Shots)		Attn.
		1	2	3	OT	F	1	2	3	OT	T						
	MIN	1	0	0	0	2	9	8	6	2	25	0-2	5-13	Zidlicky (S0)	Backstrom (24-25)		
11/18	PIT	1	0	0	0	1	9	9	6	1	25	0-4	3-9		Sabourin (24-25)	16,971	
TOTALS		Scoring By Period					Shots By Period					Power Plays (Percentage)	Penalties/ Minutes	Goaltenders (Record, Saves-Shots)			
	PIT	1	0	0	0	1	9	9	6	1	25			Sabourin (0-0-1, 24-25)			
	MIN	1	0	0	0	2	9	8	6	2	25	0-2 (0.0)	5-13	Backstrom (1-0-0, 24-25)			

SERIES NOTES

Minnesota defeated Pittsburgh 2-1 in a shootout in the teams' lone meeting last season, at Mellon Arena (11/18)...C Mikko Koivu and Penguins' LW Matt Cooke traded goals 10 seconds apart in the first period, and D Marek Zidlicky provided the lone shootout score...The teams play a home-and-home series this season...The Wild holds a 6-2-1 record in the all-time series...The Wild has outscored Pittsburgh 29-16 all-time... Wild General Manager Chuck Fletcher spent three seasons (2006-09) with the Penguins as Assistant General Manager...Wild Head Coach Todd Richards coached the Pens' AHL affiliate in Wilkes-Barre/Scranton for two seasons (2006-08)... Penguins RW Pascal Dupuis played 334 games for Minnesota over six seasons...Penguins D Alex Goligoski is from Grand Rapids...RW Owen Nolan leads the Wild in career scoring vs. Pittsburgh with 36 points (15-21=36) in 33 contests...Matt Cooke has 18 career points (7-11=18) vs. Minnesota in 40 games to lead all Penguins...C Sidney Crosby, who played hockey at Shattuck St. Mary's in Faribault, has four points (1-3=4) in three games against the Wild.

32 BACKSTROM

25 BELANGER

24 BOOGAARD

96 BOUCHARD

21 BRODZIAK

15 BRUNETTE

8 BURNS

22 CLUTTERBUCK

18 GILLIES

37 HARDING

14 HAVLAT

34 HNIDY

5 JOHNSON

9 KOIVU

20 MIETTINEN

11 NOLAN

67 POULIOT

55 SCHULTZ

36 SCOTT

51 SHEPPARD

12 WELLER

6 ZANON

3 ZIDLICKY



SAN JOSE SHARKS



TEAM INFORMATION

Home Ice (Cap., Built)..... HP Pavilion (17,496, 1993)
Mailing Address..... 525 West Santa Clara St.
San Jose, CA 95113
Telephone..... 408.287.7070
Fax..... 408.999.5797
Website..... sjsharks.com
Founded..... 1991-92
Stanley Cup Titles..... None
Colors..... Deep Pacific Teal, Burnt Orange and Black

DIRECTORY

President & CEO..... Greg Jamison
General Manager..... Doug Wilson
Head Coach..... Todd McLellan
Assistant Coaches..... Trent Yawney, Matt Shaw, Jay Woodcroft
Goaltending Development Coach..... Corey Schwab

COMMUNICATIONS DEPARTMENT

Director of Media Relations..... Scott Emmert
Media Relations Manager..... Tom Holy
Media Relations & Team Services Coordinator..... Ryan Stenn

ALL-TIME SERIES NOTES

Hat Tricks: Brian Rolston, 11/5/05 (N. Schaefer), 3-0=3 pts.

Overtime Games: Nine, last, 3/10/09, 5-4 OT loss (Ehrhoff) @MIN

Penalty Shots: Two; 2/2/06 @SJ; Marian Gaborik vs. Vesa Toskala; goal; 3/9/08 @MIN; Tomas Plihal vs. Niklas Backstrom; goal

Shutouts: Five (MIN-2, SJ-3), last, 3/6/07, 3-0 loss @MIN (Nabokov=26 saves)

Last Trade Between Sharks and Wild: 3/3/04, Acquired a 2004 fifth round pick (Jean-Claude Sawyer) for D Jason Marshall.

WILD VS. SAN JOSE SHARKS

2008-09 Wild Record: 2-1-1 (1-0-1 at Xcel Energy Center, 1-1-0 at San Jose)

All-Time Wild Record: 13-14-5 (6-7-3 at Xcel Energy Center, 7-7-2 at San Jose)

DATE	OPP.	Scoring By Period					Shots By Period					Power Plays	Penalties/ Minutes	Game-Winning Goal	Goalie (Saves-Shots)	Attn.
		1	2	3	OT	F	1	2	3	OT	T					
	MIN	1	0	0	—	1	8	11	5	—	24	0-3	7-17		Backstrom (46-49)	
11/4	SJ	1	0	2	—	3	14	13	22	—	49	0-6	4-11	McGinn	Nabokov (23-24)	17,183
	SJ	0	1	1	0	2	8	16	9	1	34	1-2	4-11		Nabokov (29-32)	
12/31	MIN	1	0	1	1	3	9	11	10	2	32	2-3	3-9	Burns (2)	Backstrom (32-34)	*18,568
	MIN	0	2	1	1	4	11	11	11	3	36	0-0	2-4	Koivu (3)	Backstrom (32-35)	
3/5	SJ	2	1	0	0	3	12	9	9	5	35	0-2	0-0		Boucher (32-36)	17,496
	SJ	2	1	1	1	5	8	8	5	2	23	1-3	3-6	Ehrhoff	Boucher (25-29)	
3/10	MIN	0	1	3	0	4	3	15	10	1	29	0-3	3-6		Backstrom (18-23)	*18,568
TOTALS		Scoring By Period					Shots By Period					Power Plays (Percentage)	Penalties/ Minutes		Goaltenders (Record, Saves-Shots)	
		1	2	3	OT	F	1	2	3	OT	T					
	SJ	5	3	4	1	13	42	46	45	8	141	2-13 (15.4)	11-28		Nabokov (1-0-1, 52-56); Boucher (1-0-1, 57-65)	
	MIN	2	3	5	2	12	31	48	36	6	121	2-9 (22.2)	15-36		Backstrom (2-1-0, 110-118)	

SERIES NOTES

Minnesota went 2-1-1 versus the Sharks last season, with three of the last four games being decided by one goal...D Brent Burns scored 1:38 into OT for a 3-2 win (12/31)...The Wild rallied from a three-goal deficit and got a goal from C Mikko Koivu with 14 seconds left in OT for a 4-3 win at HP Pavilion (3/5), a game in which the Wild did not get a power play...Koivu (1-4=5) and Burns (1-4=5) each had five points against the Sharks, while former Sharks RW Owen Nolan supplied three goals in as many games...The Wild's all-time record against the Sharks is 13-14-5...RW Pierre-Marc Bouchard and Burns scored their first career goals against San Jose...Wild Head Coach Todd Richards was an assistant with the Sharks for the 2008-09 season...Nolan spent eight seasons with San Jose...Sharks Head Coach Todd McLellan coached the Wild's prospects in IHL Cleveland (2000-01) and AHL Houston (2001-05)...Assistant Coach Matt Shaw served as the Wild's video coach from 2007-09...LW Andrew Brunette leads the Wild in career scoring vs. San Jose with 17 points (7-10=17) in 35 games...G Niklas Backstrom is 2-4-3 lifetime against San Jose with a 3.12 GAA and a .900 SV%...Rob Blake leads the Sharks in career scoring with 24 points (5-19=24) in 39 games vs. Minnesota...G Evgeni Nabokov is 12-8-3 with a 2.15 GAA and a .913 SV% and three shutouts in his career against the Wild...Nabokov is 8-0-1 in his last nine decisions versus Minnesota.

ST. LOUIS BLUES



TEAM INFORMATION

Home Ice (Cap., Built)..... Scottrade Center (19,022, 1994)
Mailing Address..... 1401 Clark Avenue
St. Louis, MO 63103
Telephone..... 314.622.2500
Fax..... 314.622.2533
Website..... stlouisblues.com
Founded..... 1967-68
Stanley Cup Titles..... None
Colors..... White, Navy, Blue and Gold

DIRECTORY

Chairman/Governor..... David W. Checketts
President of Hockey Operations..... John Davidson
General Manager..... Larry Pleau
Head Coach..... Andy Murray
Assistant Coaches..... Ray Bennett, Brad Shaw
Assistant Coach/Goaltending Coach..... Rick Wamsley

COMMUNICATIONS DEPARTMENT

Vice President, Public Relations..... Mike Caruso
Assistant Director, Public Relations/Team Services...Rich Jankowski

ALL-TIME SERIES NOTES

Hat Tricks: None

Overtime Games: 10, last, 2/10/08, 2-1 shootout win (Burns) @STL

Penalty Shots: Three, last, 4/4/04 @MIN, Marian Gaborik vs. Reinhard Divis; no goal

Shutouts: Eight (MIN-4, STL-4), last, 12/3/08, 4-0 win @MIN (Backstrom-22 saves)

Last Trade Between Blues and Wild: None

WILD VS. ST. LOUIS BLUES

2008-09 Wild Record: 1-3-0 (1-1-0 at Xcel Energy Center, 0-2-0 at St. Louis)

All-Time Wild Record: 15-9-8 (9-3-4 at Xcel Energy Center, 6-6-4 at St. Louis)

DATE	OPP.	Scoring By Period					Shots By Period					Power Plays	Penalties/ Minutes	Game-Winning Goal	Goalie (Saves-Shots)	Attn.
		1	2	3	OT	F	1	2	3	OT	T					
	STL	0	2	0	—	2	4	16	6	—	26	1-2	6-23	Boyes	Mason (31-32)	
11/22	MIN	0	1	0	—	1	11	8	13	—	32	0-5	2-4		Backstrom (24-26)	*18,568
	STL	0	0	0	—	0	8	9	5	—	22	0-3	5-10		Mason (34-37)	
12/3	MIN	0	1	3	—	4	13	11	13	—	37	2-5	3-6	Belanger (3)	Backstrom (22-22)	*18,568
	MIN	1	0	1	—	2	9	6	11	—	26	0-5	6-18		Backstrom (20-23)	
12/20	STL	2	0	2	—	4	11	7	6	—	24	0-3	4-11	Polak	Legace (24-26)	19,150
	MIN	0	1	2	—	3	4	7	11	—	22	0-2	7-16		BACKSTROM (25-29); Harding (6-6)	
3/15	STL	1	3	1	—	5	15	14	7	—	36	3-7	3-6	Winchester	Mason (19-22)	19,150
TOTALS		Scoring By Period					Shots By Period					Power Plays (Percentage)	Penalties/ Minutes		Goaltenders (Record, Saves-Shots)	
		1	2	3	OT	F	1	2	3	OT	T					
	STL	3	5	3	—	11	38	46	24	—	108	4-15 (26.7)	18-50		Mason (2-1-0, 84-91); Legace (1-0-0, 24-26)	
	MIN	1	3	6	—	10	37	32	48	—	117	2-17 (11.8)	18-44		Backstrom (1-3-0, 91-100); Harding (0-0-0, 6-6)	

SERIES NOTES

The Wild lost three of four meetings with the Blues in 2008-09, including a pair of losses in St. Louis...LW Andrew Brunette had four points (2-2=4) against the Blues last season, while G Niklas Backstrom went 1-3-0 with a 2.49 GAA...Brad Boyes led the Blues with five points (3-2=5) versus the Wild...G Chris Mason went 2-1-0 with a 2.36 GAA...Backstrom made 22 saves and C Eric Belanger had a goal and an assist in a 4-0 shutout (12/3) at Xcel Energy Center...Minnesota is 15-9-8 overall against St. Louis...Wild G Josh Harding became the first goaltender in NHL history to play in a shootout in his debut (4/4/06)...Wild Assistant Coach Dave Barr spent parts of four seasons (1983-87) with the Blues...C David Backes is from Minneapolis...Blues D Erik Johnson, the first overall pick in the 2006 NHL Entry Draft, is a Bloomington native and spent one season at The University of Minnesota (2006-07)...RW Owen Nolan leads the Wild in career scoring vs. St. Louis with 33 points (14-19=33) in 46 contests, while LW Andrew Brunette has 29 points (7-22=29) in 39 games...LW Paul Kariya leads the Blues in career scoring against Minnesota with 17 points (8-9=17) in 25 games...Mason is 3-3-2 with a 3.57 GAA — highest of any NHL goalie — and a .882 SV% — second-lowest of any NHL netminder — versus Minnesota.

32 BACKSTROM

25 BELANGER

24 BOOGAARD

96 BOUCHARD

21 BRODZIAK

15 BRUNETTE

8 BURNS

22 CLUTTERBUCK

18 GILLIES

37 HARDING

14 HAVLAT

34 HNIDY

5 JOHNSON

9 KOIVU

20 MIETTINEN

11 NOLAN

67 POULIOT

55 SCHULTZ

36 SCOTT

51 SHEPPARD

12 WELLER

6 ZANON

3 ZIDLICKY



TAMPA BAY LIGHTNING

TEAM INFORMATION

Home Ice (Cap., Built)..... St. Pete Times Forum (19,758, 1996)
Mailing Address..... 401 Channelside Drive
Tampa Bay, FL 33602
Telephone.....813.301.6500
Fax.....813.301.1480
Website.....tampabaylightning.com
Founded.....1992-93
Stanley Cup Titles.....2004
Colors.....Black, White, Blue and Silver

DIRECTORY

Executive Vice President, Hockey Operations..... Brian Lawton
Head Coach.....Rick Tocchet
Associate Coach.....Rick Wilson
Assistant Coaches.....Cap Raeder, Wes Walz

COMMUNICATIONS DEPARTMENT

Executive Vice President, Communications..... Bill Wickett
Media Relations Manager..... Brian Breseman
Manager of Web Services..... Justen Fox



2009-10 MATCHUPS

Thu. 11/12 St. Pete Times Forum 6:30 p.m.

ALL-TIME SERIES NOTES

Hat Tricks: None
Overtime Games: Two, 3/17/03, 3-3 tie (Brunette) @TB ;10/18/08, 1-0 shootout win (Miettinen) @TB
Penalty Shots: None
Shutouts: Three (MIN-2, TB-1); 10/18/08, 1-0 shootout win @TB (Backstrom – 32 saves, Smith – 21 saves)
Last Trade Between Lightning and Wild: 6/30/08, Acquired conditional draft pick for negotiating rights to LW Brian Rolston.

WILD VS. TAMPA BAY LIGHTNING

2008-09 Wild Record: 2-0-0 (1-0-0 at Xcel Energy Center, 1-0-0 at Tampa Bay)
All-Time Wild Record: 7-2-1 (4-1-0 at Xcel Energy Center, 3-1-1 at Tampa Bay)

DATE	OPP.	Scoring By Period				Shots By Period				Power Plays	Penalties/ Minutes	Game-Winning Goal	Goalie (Saves-Shots)	Attn.
		1	2	3	OT	F	1	2	3	OT	T			
	MIN	0	0	0	0	1	6	8	4	3	21	0-7	Backstrom (32-32)	
10/18	TB	0	0	0	0	0	13	8	10	1	32	0-3	Smith (21-21)	15,191
	TB	1	1	0	–	2	8	10	19	–	37	1-5	Smith (29-32)	
11/28	MIN	1	0	3	–	4	11	8	14	–	33	0-3	Koivu (1)	Backstrom (35-37) *18,568
TOTALS		1	2	3	OT	F	1	2	3	OT	T	Power Plays (Percentage)	Penalties/ Minutes	Goalenders (Record, Saves-Shots)
	TB	1	1	0	0	2	21	18	29	1	69	1-8 (12.5)	10-20	Smith (0-1-1, 50-53)
	MIN	1	0	3	0	5	17	16	18	3	54	0-10 (0.0)	9-28	Backstrom (2-0-0, 67-69)

SERIES NOTES

The Wild swept two games from the Lightning last season... RW Antti Miettinen scored the lone shootout goal and G Niklas Backstrom (32 saves) outduelled G Mike Smith (21 stops) in a 1-0 win in Tampa Bay (10/18)... Miettinen had two assists and Backstrom made 35 saves in a 4-2 home win (11/28)... Minnesota has won each of the last three meetings since its last loss (1/4/07), a 3-2 home decision... The Wild earned its first-ever franchise win, 6-5 against Tampa Bay at Xcel Energy Center (10/18/00)... Lightning LW Ryan Malone played his college hockey at St. Cloud State University and high school at Shattuck St. Mary's... RW Brandon Bochenski (Blaine), D Mike Lundin (Burnsville) and D Matt Smaby (Minneapolis) all hail from the Twin Cities area... Lightning Assistant Coach Wes Walz played seven seasons (2000-08) with the Wild... Wild D Kurtis Foster (2005-09), LW Todd Fedoruk (2007-08) and LW Stephane Veilleux (2002-09) all played for the Wild... RW Owen Nolan (15-11=26) and LW Andrew Brunette (8-17=25) lead the Wild in career scoring vs. Tampa Bay... Backstrom is 3-0-0 with a 1.30 GAA and a .961 SV% versus the Lightning... Jeff Halpern leads the Lightning in all-time scoring vs. Minnesota with eight points (2-6=8) in 12 contests.

TORONTO MAPLE LEAFS



TEAM INFORMATION

Home Ice (Cap., Built)..... Air Canada Centre (18,819, 1999)
Mailing Address.....40 Bay Street, Suite 400
Toronto, Ontario M5J 2X2
Telephone.....416.815.5700
Fax.....416.359.9331
Website.....mapleleafs.com
Founded.....1926-27
Stanley Cup Titles.....11; 1932, 1942, 1945, 1947, 1948, 1949, 1951, 1962, 1963, 1964, 1967
Colors.....Blue and White

DIRECTORY

Chairman, NHL Governor.....Lawrence M. Tanenbaum
President & General Manager..... Brian Burke
Head Coach..... Ron Wilson
Assistant Coaches..... Keith Acton, Tim Hunter, Rob Zettler
Goaltending Consultant..... Francois Allaire

COMMUNICATIONS DEPARTMENT

Director, Media Relations..... Pat Park
Coordinators, Media Relations..... Craig Downey, Aaron Gogishvili

2009-10 MATCHUPS

Tue. 11/10 Air Canada Centre 6:00 p.m.

ALL-TIME SERIES NOTES

Hat Tricks: None
Overtime Games: None
Penalty Shots: 12/26/06 at TOR, John Pohl vs. Manny Fernandez; goal
Shutouts: One; 12/11/03, 1-0 loss vs. TOR (Belfour – 28 saves)
Last Trade Between Maple Leafs and Wild: 6/21/03, Acquired 2003 third round pick (Danny Irmien) in exchange for 2003 third round pick (Martin Sagat) and 2003 fourth round pick (Konstantin Volkov).

WILD VS. TORONTO MAPLE LEAFS

2008-09 Wild Record: 1-0-0 (1-0-0 at Xcel Energy Center, Did not play at Toronto)
All-Time Wild Record: 2-5-0 (2-1-0 at Xcel Energy Center, 0-4-0 at Toronto)

DATE	OPP.	Scoring By Period				Shots By Period				Power Plays	Penalties/ Minutes	Game-Winning Goal	Goalie (Saves-Shots)	Attn.
		1	2	3	OT	F	1	2	3	OT	T			
	TOR	0	1	0	–	1	6	12	10	–	28	0-0	5-13	Pogge (15-21)
1/27	MIN	1	4	1	–	6	5	11	5	–	21	0-3	Bergeron	Backstrom (27-28) *18,568
TOTALS		1	2	3	OT	F	1	2	3	OT	T	Power Plays (Percentage)	Penalties/ Minutes	Goalenders (Record, Saves-Shots)
	TOR	0	1	0	–	1	6	12	10	–	28	0-0 (0.0)	5-13	Pogge (0-1-0, 15-21)
	MIN	1	4	1	–	6	5	11	5	–	21	0-3 (0.0)	2-7	Backstrom (1-0-0, 27-28)

SERIES NOTES

Minnesota is 2-5-0 all-time against the Maple Leafs after a 6-1 decision over Toronto (1/27) at Xcel Energy Center... RW Pierre-Marc Bouchard led the way with three points (2-1=3)... This season, the Wild will make its first trip to Air Canada Centre since a 4-3 loss (12/26/06)... The Wild is winless in four all-time matches at Air Canada Centre and are 1-1-0 at the Xcel Energy Center all-time vs. Toronto... Minnesota has won two of the last three meetings with Toronto after losing the first four... RW Owen Nolan spent two seasons (2002-04) with Toronto... Maple Leafs LW Jason Blake is from Moorhead... LW Martin Havlat has 14 points (4-10=14) in 21 career games against Toronto, while RW Owen Nolan has 13 points (6-7=13) in 23 contests... G Niklas Backstrom won his lone start against Toronto, stopping 27-of-28 shots... LW Niklas Hagman leads the Maple Leafs in career scoring against Minnesota with nine points (5-4=9)... G Vesa Toskala is 3-0-1 with a 1.31 GAA and a .942 SV% in five appearances – four starts – versus the Wild.

32 BACKSTROM
25 BELANGER
24 BOOGAARD
96 BOUCHARD
21 BRODZIAK
15 BRUNETTE
8 BURNS
22 CLUTTERBUCK
18 GILLIES
37 HARDING
14 HAVLAT
34 HNIDY
5 JOHNSON
9 KOIVU
20 MIETTINEN
11 NOLAN
67 POULIOT
55 SCHULTZ
36 SCOTT
51 SHEPPARD
12 WELLER
6 ZANON
3 ZIDLICKY



VANCOUVER CANUCKS

TEAM INFORMATION

Home Ice (Cap., Built).....General Motors Place (18,630, 1995)
Mailing Address.....800 Griffiths Way
Vancouver, B.C. V6B 6G1
Telephone.....604.899.4600
Fax.....604.899.4640
Website.....canucks.com
Founded.....1970-71
Stanley Cup Titles.....None
Colors.....Deep Blue, Deep Red, Sky Blue, Silver and White

DIRECTORY

General Manager & Alternate Governor.....Mike Gillis
Head Coach.....Alain Vigneault
Associate Coach.....Rick Bowness
Assistant Coaches.....Ryan Walter, Darryl Williams
Goaltending Consultant.....Ian Clark

COMMUNICATIONS DEPARTMENT

Director, Media Relations & Team Operations.....T.C. Carling
Manager, Media Relations & Team Operations.....Ben Brown
Coordinator, Media Relations & Publications.....Stephanie Maniago

ALL-TIME SERIES NOTES

Hat Tricks: 11/21/07, Markus Naslund, (J. Harding), 3-0=3 pts.; 12/7/02, Marian Gaborik, (D. Cloutier), 3-0=3 pts.; 11/26/00, Antti Laaksonen, (F. Potvin), 3-1=4 pts.
Overtime Games: 18, last, 3/31/09, 2-1 OT loss (H. Sedin) @MIN
Penalty Shots: Six, last, 11/2/06 @MIN; Brian Rolston vs. Roberto Luongo; goal
Shutouts: Five (MIN-3, VAN-2), last, 11/8/08, 2-0 loss @VAN (Luongo-29 saves)
Last Trade Between Canucks and Wild: None

WILD VS. VANCOUVER CANUCKS

2008-09 Wild Record: 1-4-1 (0-2-1 at Xcel Energy Center, 1-2-0 at Vancouver)
All-Time Wild Record: 22-17-12 (12-9-5 at Xcel Energy Center, 10-8-7 at Vancouver)

DATE	OPP.	Scoring By Period					Shots By Period					Power Plays	Penalties/ Minutes	Game-Winning Goal	Goalie (Saves-Shots)	Attn.
		1	2	3	OT	F	1	2	3	OT	T					
11/8	MIN	0	0	0	—	0	7	12	10	—	29	0-3	8-19		Backstrom (27-29)	18,630
	VAN	1	0	1	—	2	12	12	5	—	29	1-5	5-13	Salo	Luongo (29-29)	
11/20	VAN	0	2	1	—	3	7	13	7	—	27	1-4	4-11	D. Sedin	Sanford (28-30)	*18,568
	MIN	0	2	0	—	2	8	13	9	—	30	0-3	5-13		Backstrom (24-27)	
12/5	VAN	1	1	0	—	2	14	12	5	—	31	1-2	7-28	Jaffray	Schneider (16-17)	*18,568
	MIN	0	1	0	—	1	3	7	7	—	17	0-2	7-28		Backstrom (29-31)	
1/31	MIN	2	0	1	1	4	11	7	6	3	27	2-5	5-21	Bergeron (2)	Backstrom (37-40)	18,630
	VAN	0	1	2	0	3	10	13	17	0	40	2-4	5-10		Luongo (23-27)	
3/3	MIN	2	0	0	—	2	7	4	8	—	19	1-2	2-4		Backstrom (28-32)	18,630
	VAN	1	2	1	—	4	6	16	10	—	32	0-2	2-4	Bernier	Luongo (17-19)	
3/31	VAN	0	1	0	1	2	7	10	0	2	19	1-2	5-10	H. Sedin	Luongo (33-34)	*18,568
	MIN	0	0	1	0	1	12	7	11	4	34	0-5	2-4		Backstrom (17-19)	
TOTALS		Scoring By Period					Shots By Period					Power Plays (Percentage)	Penalties/ Minutes	Goaltenders (Record, Saves-Shots)		
		1	2	3	OT	F	1	2	3	OT	T					
		VAN	3	7	5	1	16	56	76	44	2	178	6-19 (31.6)	28-76	Luongo (3-1-0, 102-109); Sanford (1-0-0, 28-30); Schneider (1-0-0, 16-17)	
	MIN	4	3	2	1	10	48	50	51	7	156	3-20 (15.0)	29-89	Backstrom (1-4-1, 162-178)		

SERIES NOTES

Minnesota lost five of six (1-4-1) meetings between the teams in 2008-09...C Mikko Koivu led the Wild with five points (4-1=5) versus the Canucks...C Henrik Sedin paced Vancouver with nine points (1-8=9), with the lone goal coming in OT of a 2-1 win at Xcel Energy Center (3/31)...The Wild's win came 4-3 in OT at Vancouver (1/31), behind a PPG from D Marc-Andre Bergeron...The Wild is 22-27-12 all-time against the Canucks, tied for its second most wins against any NHL team...Canucks D Willie Mitchell (2000-06) and C Pavol Demitra (2006-08) both wore the Wild sweater...LW Andrew Brunette leads Minnesota in all-time scoring vs. Vancouver with 47 points (14-33=47) in 54 contests...G Niklas Backstrom is 8-5-4 with a 2.24 GAA and a .922 SV% in 18 games against Vancouver...Henrik Sedin leads Vancouver in all-time scoring vs. Minnesota with 37 points (6-31=37) in 50 contests...G Roberto Luongo is 9-11-5 with a 2.73 GAA and a .900 SV% in 25 career appearances versus the Wild...That marks Luongo's second-lowest SV% versus any NHL team (Colorado, .898)...Only Dwayne Roloson (13) has more losses versus the Wild, and Luongo's GAA is tied for the sixth-highest against Minnesota.



2009-10 MATCHUPS

Sat.	10/17	General Motors Place	9:00 p.m.
Thu.	11/5	Xcel Energy Center	7:00 p.m.
Sat.	12/12	General Motors Place	9:00 p.m.
Wed.	1/13	Xcel Energy Center	6:00 p.m.
Sun.	2/14	Xcel Energy Center	2:00 p.m.
Sun.	4/4	General Motors Place	9:00 p.m.

WASHINGTON CAPITALS



TEAM INFORMATION

Home Ice (Cap., Built).....Verizon Center (18,277, 1997)
Mailing Address.....627 N. Glebe Rd, Suite 850
Arlington, VA 22203
Telephone.....202.266.2200
Fax.....202.266.2210
Website.....washingtoncaps.com
Founded.....1974-75
Stanley Cup Titles.....None
Colors.....Red, White, Blue

DIRECTORY

Chairman and Majority Owner.....Ted Leonsis
General Manager.....George McPhee
Head Coach.....Bruce Boudreau
Assistant Coaches.....Dean Evason, Bob Forsythe, Bob Woods
Goaltending Coach.....Arturs Irbe

COMMUNICATIONS DEPARTMENT

Vice President of Communications.....Kurt Kehl
Senior Director of Media Relations.....Nate Ewell
Assistant Director of Media Relations.....Paul Rovnak

ALL-TIME SERIES NOTES

Hat Tricks: None
Overtime Games: One, 10/12/06, 3-2 shootout win (Koivu) @MIN
Penalty Shots: None
Shutouts: Two, 1/10/01, 3-0 win @MIN (Fernandez-17 saves); 11/16/02, 1-0 win @MIN (Roloson-17 saves)
Last Trade Between Capitals and Wild: None

WILD VS. WASHINGTON CAPITALS

2008-09 Wild Record: 1-0-0 (1-0-0 at Xcel Energy Center, Did not play at Washington)
All-Time Wild Record: 6-3-0 (5-0-0 at Xcel Energy Center, 1-3-0 at Washington)

DATE	OPP.	Scoring By Period					Shots By Period					Power	Penalties/	Game-Winning	Goalie	
		1	2	3	OT	F	1	2	3	OT	T	Plays	Minutes	Goal	(Saves-Shots)	Attn.
11/24	WSH	0	0	3	—	3	11	6	11	—	28	1-3	6-12		Theodore (29-33)	*18,568
	MIN	1	1	2	—	4	9	17	7	—	33	2-6	3-6	Sheppard (1)	Backstrom (25-28)	
TOTALS		Scoring By Period					Shots By Period					Power Plays	Penalties/	Goaltenders		
		1	2	3	OT	F	1	2	3	OT	T	(Percentage)	Minutes	(Record, Saves-Shots)		
	WSH	0	0	3	—	3	11	6	11	—	28	1-3 (33.3)	6-12	Theodore (0-1-0, 29-33)		
	MIN	1	1	2	—	4	9	17	7	—	33	2-6 (33.3)	3-6	Backstrom (1-0-0, 25-28)		

SERIES NOTES

Minnesota defeated Washington 4-3 at Xcel Energy Center (11/24) behind two goals from RW Cal Clutterbuck in the teams' lone meeting...The Wild travels to Washington (11/13) for its first game there since a 4-1 loss (2/26/08)...Minnesota is 6-3-0 all-time against the Capitals, including a 1-3-0 road mark...The Wild's lone win at Verizon Center came 4-3 (11/21/02)...Minnesota has outshot the Capitals in eight of the teams' nine meetings...RW Owen Nolan leads the Wild in career scoring against Washington with 23 points (11-12=23) in 33 contests...G Niklas Backstrom is 1-1-0 with a 3.50 GAA and a .870 SV% in two starts versus the Caps...C Brendan Morrison leads the Caps in scoring against the Wild with 22 points (4-18=22) in 45 games...G Jose Theodore is 3-4-2 with a 2.33 GAA and a .914 SV% in nine regular season appearances against the Wild, but 4-2-0 with a 1.88 GAA and a .940 SV% in six postseason starts.

32 BACKSTROM
25 BELANGER
24 BOOGAARD
96 BOUCHARD
21 BRODZIAK
15 BRUNETTE
8 BURNS
22 CLUTTERBUCK
18 GILLIES
37 HARDING
14 HAVLAT
34 HNIDY
5 JOHNSON
9 KOIVU
20 MIETTINEN
11 NOLAN
67 POULIOT
55 SCHULTZ
36 SCOTT
51 SHEPPARD
12 WELLER
6 ZANON
3 ZIDLICKY



NHL INFORMATION

ORDER OF SELECTION FOR ENTRY DRAFT

The NHL's annual Draft Drawing is a weighted lottery system to determine the order of selection for the first 14 picks of the 2010 Entry Draft.

The 14 teams that did not qualify for the Stanley Cup Playoffs, or clubs that acquired those clubs' 2010 first-round draft picks, participate in the Drawing.

The Club selected in the drawing may not move up more than four positions in the draft order, thus only the five Clubs with the fewest regular-season points have the opportunity to receive the first overall selection.

No Club can move down more than one position as a result of the Draft Drawing.

In the first round of the 2010 Entry Draft, the order of selection is as follows:

- The first 14 selections, as determined by the Draft Drawing (see above);
- Clubs eliminated in the first two rounds of the 2010 Stanley Cup Playoffs, regular-season division winners excluded, in inverse order of points;
- Regular-season division winning clubs eliminated in the first two rounds of the 2010 Stanley Cup Playoffs, in inverse order of points;
- Clubs eliminated in the 2010 Conference Finals, in inverse order of points;
- Stanley Cup finalist
- Stanley Cup champion

In the second and subsequent rounds the order of selection is as follows:

- Non-playoff clubs in inverse order of points;
- Clubs eliminated in the first two rounds of the 2010 Stanley Cup Playoffs, regular-season division winners excluded, in inverse order of points;
- Regular-season division winning clubs eliminated in the first two rounds of the 2010 Stanley Cup Playoffs, in inverse order of points;
- Clubs eliminated in the 2010 Conference Finals, in inverse order of points;
- Stanley Cup finalist
- Stanley Cup champion

ELIGIBILITY FOR CLAIM

- All Players age 18 or older are eligible for claim in the Entry Draft, except:
 - a Player on the Reserve List of a Club, other than as a try-out;

- a Player who has been claimed in two prior Entry Drafts;
- a Player who previously played in the League and became a Free Agent pursuant to this Agreement;
- a Player age 21 or older who: (A) has not been selected in a previous Entry Draft and (B) played hockey for at least one season in North America when he was age 18, 19, or 20 and shall be eligible to enter the League as an Unrestricted Free Agent pursuant to Article 10.1(d); and 18
- a Player age 22 or older who has not been selected in a previous Entry Draft and shall be eligible to enter the League as an Unrestricted Free Agent pursuant to Article 10.1(d).

UNSIGNED DRAFT CHOICES

- A player aged 18 or 19 who was selected in the first three rounds of the Entry Draft and who was not signed by his NHL Club may not be retained by the Club and must be returned to his junior Club no later than the day prior to the opening of the NHL regular season.
- A player aged 18 or 19 who was selected in the fourth or subsequent rounds who has not been signed by his NHL Club may not be retained by his Club and must be returned to his junior Club no later than the fourth day prior to the opening of the NHL regular season.

ENTRY LEVEL PLAYERS

- Players 18 through 21 years of age when signing their first contract must remain in the entry-level system for a period of three years; players age 22 and 23 when signing their first contract are in the entry level system for two years; while those age 24 when first under contract are in the entry level system for one year. Age is defined as the player's age on September 15 of the calendar year in which he signs the contract, regardless of his actual age on the date he signs such contract.
- In the event that a signed 18 or 19-year-old player does not play a minimum of 10 NHL games (regular season and/or playoffs) in his first season under contract, the term of his player contract and his number of years in the entry level system will be extended for a period of one year. The exception to this is a 19-year-old player who turns 20 years of age between September 16 and December 31 in his first contract year.
- In the event that a player signs his first contract at age 18 and has had his Player Contract extended for one season already, and such player does not play at least 10 NHL games (regular season and/or playoffs) in the second season under that player's Player Contract, then the term of his Player

Contract and his number of years in the Entry Level System shall be extended for one additional year.

23-MAN ROSTER

There may be a maximum of 23 players on each Club's playing roster at any one time from the commencement of the NHL regular season through the trade deadline. Prior to the start of the season, each Club must submit to the NHL its "Opening Day Playing Roster" which shall be comprised of not more than 23 players. Each Club must have a roster of at least 20 players, composed of 18 skaters and two goaltenders. Players on Injured Reserve do not count in the 23-Man Roster limit.

INJURED RESERVE LIST

In the event that a player is injured and a Club wishes to place him on the Injured Reserve List, the Club must follow these procedures.

- A Club may place a player on the injured reserve list if such player is injured, disabled or ill and unable to perform his duties as a hockey player after having passed the Club's initial physical examination in that season.
- A player who has an injury that renders him physically unable to play for a minimum of seven days after that date of the injury can be placed on the Club's Injured Reserve List. Once a player is placed on the injured reserve, the Club may replace said player on its NHL roster with another player. All determinations that a player has suffered an injury warranting injured reserve status must be made by the Club's medical staff and in accordance with the Club's medical standards.
- A player placed on Injured Reserve is ineligible to compete in NHL games for a period of not less than seven days from the date of injury.
- Players on Injured Reserve may attend Club meetings and meals, travel with the Club and participate in practice sessions.
- Players on Injured Reserve are prohibited from appearing in games, participating in pre-game warm-ups with their Clubs, or dressing in game uniforms on game days.

REGULAR SEASON WAIVERS

For purposes of Regular Waivers and Re-Entry Waivers, the five (5) year exemption for an 18 year old skater and the four (4) year exemption for a 19 year old skater shall both be reduced to three (3) years commencing the first season that the 18 or 19 year old skater plays in eleven (11) NHL Games or more. The next two (2) seasons, regardless of whether the skater plays any NHL Games in either season, shall count as the second and third years toward satisfying the exemption. For purposes of

Regular Waivers and Re-Entry Waivers, the six (6) year exemption for an 18 year old goalie and the five (5) year exemption for a 19 year old goalie shall both be reduced to four (4) years commencing the first season that the 18 or 19 year old goalie plays in eleven (11) NHL Games or more. The next three (3) seasons, regardless of whether the goalie plays any NHL Games in any of those three (3) seasons, shall count as the next three (3) years toward satisfying the exemption.

The first season in which a Player who is age 20 or older plays in one (1) or more Professional Games shall constitute the first year for calculating the number of years he is exempt from Regular Waivers and Re-Entry Waivers.

A Player 25 years old or older who plays in one (1) or more Professional Games in any season shall be exempt from Regular Waivers and Re-Entry Waivers for the remainder of that season.

TIE-BREAKING PROCEDURES

At the conclusion of the regular season, the standing of the teams in each Conference shall be determined in accordance with the following priorities in the order listed:

- First place in each of the three (3) divisions seeded 1, 2, and 3.
- The higher number of points earned by the Club.
- The greater number of games won by the Club.
- The higher number of points earned in games against each other among two (2) or more Clubs having equal standing under priority (b) and (c) **
- The greater differential between goals scored for and against by Clubs having equal standing under priority (d).

**** NOTE:** For the purpose of determining standing under priority (d) for two or more tied Clubs that have not played an even number of games with one or more of the other tied Clubs, the first game played in the city that has the extra game (the "odd game") shall not be included. When more than two Clubs are tied, the percentage of available points earned in games among each other (and not including any "odd games") shall be used to determine standing.

32 BACKSTROM

25 BELANGER

24 BOOGAARD

96 BOUCHARD

21 BRODZIAK

15 BRUNETTE

8 BURNS

22 CLUTTERBUCK

18 GILLIES

37 HARDING

14 HAVLAT

34 HNIDY

5 JOHNSON

9 KOIVU

20 MIETTINEN

11 NOLAN

67 POULIOT

55 SCHULTZ

36 SCOTT

51 SHEPPARD

12 WELLER

6 ZANON

3 ZIDLICKY



NHL CRITICAL DATES CALENDAR

SEPTEMBER	
5	Opening Day of Rookie Camp
12	Opening Day of NHL Training Camps
14	Pre-season schedule begins; Kraft Hockeyville Game - NY Islanders vs. Vancouver Canucks (Terrace, B.C.)
28	Victoria Cup - Chicago Blackhawks vs. HC Davos (Zurich, Switzerland); NHL Premiere Challenge (pre-season) Florida Panthers vs. Tappara Tampere (Tampere, Finland)
29	Victoria Cup - Chicago Blackhawks vs. Zurich Lions (Zurich, Switzerland); NHL Premiere Challenge (pre-season) St. Louis Blues vs. Linkoping (Linkoping, Sweden)
30	NHL Premiere Challenge (pre-season) Detroit Red Wings vs. Farjestad (Karlstad, Sweden); NHL Premiere Challenge (pre-season) Florida Panthers vs. Jokerit (Helsinki, Finland); Opening Day Playing Rosters set (3:00 p.m. ET)
OCTOBER	
1	Hockey Fights Cancer Awareness Month; Opening Night - 92nd NHL Regular Season begins; San Jose @ Colorado - Joe Sakic's number #19 retired
2	NY Rangers at Pittsburgh (Stanley Cup Banner raised); NHL Premiere - Chicago Blackhawks vs. Florida Panthers (Helsinki, Finland); NHL Premiere - Detroit Red Wings vs. St. Louis Blues (Stockholm, Sweden)
3	NHL Premiere - Chicago Blackhawks vs. Florida Panthers (Helsinki, Finland); NHL Premiere - Detroit Red Wings vs. St. Louis Blues (Stockholm, Sweden); All 30 teams in action
24	All 30 teams in action
NOVEMBER	
4-7	U20 4 Nations Cup
7	Hockey Hall of Fame Game (Detroit Red Wings at Toronto Maple Leafs)
8	Hockey Hall of Fame Legends Game (Canada vs. World)
9	Hockey Hall of Fame Induction Ceremony (Toronto, ON) Inductees: Brett Hull, Brian Leetch, Luc Robitaille, Steve Yzerman (Player category); Lou Lamoriello (Builder category)
DECEMBER	
1	Signing deadline for Group 2 free agents
19-27	Holiday Roster Freeze in effect. For all players on an NHL active roster, injured reserve, or players with non-roster and injured non-roster status as of midnight, local time, December 19, a roster freeze shall apply through midnight local time December 27, with respect to waivers, trades and loans, subject to the exceptions provided for in CBA Article 16.10.
24-25	No scheduled practices - dressing rooms closed
26 - Jan.5	IIHF World U20 Championship (Saskatoon & Regina, Canada)
JANUARY	
1	2010 Bridgestone NHL Winter Classic - Philadelphia at Boston (Fenway Park, Boston)
17	NHL on NBC (game of the week coverage begins)
29-31	Hockey Weekend Across America (USA Hockey)
30	CBC's Hockey Day in Canada (Host: Stratford, ON) Montreal at Ottawa, Vancouver at Toronto, Edmonton at Calgary

FEBRUARY	
1	Hockey is for Everyone Month
14	Last NHL games before Olympic break
15-23	2010 Winter Olympic Break: No scheduled practices - dressing rooms closed
16	Olympic Hockey tournament begins (Vancouver, Canada)
22	30th Anniversary of 'Miracle on Ice' game (1980)
26	Olympic Bronze medal game
28	Olympic Gold medal game
MARCH	
1	NHL Regular season resumes after Olympic break
3	Trade deadline (3:00 p.m. ET)
APRIL	
8-10	NCAA Frozen Four (Ford Field, Detroit)
11	Last day of 2009-2010 regular season
13-23	IIHF U18 World Championship (Mogilev & Bobruisk, Belarus)
14	Stanley Cup Playoffs begin
MAY	
1-9	2010 Royal Bank Cup (Dauphin, MB)
7-23	IIHF World Championship (Mannheim & Gelsenkirchen, Germany)
14-23	2010 Mastercard Memorial Cup (Brandon, MB)
24-29	NHL Combine (Toronto, ON)
JUNE	
18	Last possible day for 2009 Stanley Cup Final
TBA	Deadline for first club-elected salary arbitration (later of June 15 or 48 hours after the conclusion of the Stanley Cup Final, 5:00 p.m. ET)
TBA	2010 NHL Awards (Las Vegas, Nevada)
TBA	NHL Entry Draft (Location: TBA)
JULY	
1	Free Agency period begins
5	Deadline for player-elected salary arbitration notification (5:00 p.m. ET)
6	Deadline for club-elected salary arbitration notification (5:00 p.m. ET)
20 - Aug.4	Salary arbitration hearings held
AUGUST	
6	Deadline for salary arbitration decisions to be rendered

ASSIST	
An assist is awarded to the player or players (maximum of two) who touched the puck prior to the goal, provided no defender plays or possesses the puck in between.	
GAME PLAYED	
A player receives credit for playing in a game if: 1.) he steps on the ice during time played or; 2.) serves any penalty.	
GAME-WINNING GOAL	
After the final score has been determined, the goal which leaves the winning Club one goal ahead of its opponent is the game-winning goal (example: if Team A beats Team B 8-3, the player scoring the fourth goal for Team A receives credit for the game-winning goal).	
GOAL	
A goal is awarded to the last player on the scoring Club to touch the puck prior to the puck entering the net.	
GOALS-AGAINST AVERAGE	
Multiply goals allowed (GA) by 60 and divide by minutes played (MINS).	
GOALTENDER	
A goaltender receives a "W" for a win in regulation, overtime or shootout; an "L" for a loss in regulation; or an "OT" for a loss in overtime or shootout.	
PENALTY-KILLING PCT.	
Subtract total number of power-play goals allowed from total number of shorthanded situations to get total number of power-plays killed. Divide the total number of power-plays killed by the total number of shorthanded situations.	
PLUS-MINUS	
A player receives a "plus" if he is on the ice when his Club scores an even-strength or shorthand goal. He receives a "minus" if he is on the ice for an even-strength or shorthand goal scored by the opposing Club. The difference in these numbers is considered the player's plus-minus statistic.	
POWER-PLAY GOAL	
A goal scored by a Club while it has a manpower advantage due to an opponent's penalty. Following are some examples of what is and is not considered a power-play goal:	
<ul style="list-style-type: none">if a Club has an advantage on a minor penalty starting at 2:02 of the period and it scores at 4:02, the goal is not a power-play goal.if a Club scores on a delayed penalty, the goal is not a power-play goal.if a Club has an advantage due to a five-minute major or match penalty, that Club is always credited with having	

one more advantage than the number of power-play goals it scores during that advantage, because the penalty does not expire. A new advantage begins after each power-play goal. For example, if Team A scores three goals during a major penalty, it is credited with four advantages.

- if a Club is on a power-play for any length of time, it is considered to have had an advantage.
- if a minor penalty is incurred by a Club on a power-play due to a major penalty, a new advantage is given to that Club when its minor penalty expires, provided the opponent's major penalty is still in effect.

POWER-PLAY PERCENTAGE

Total number of power-play goals divided by total number of power-play opportunities.

SAVE PERCENTAGE

Subtract goals allowed (GA) from shots against (SA) to determine saves. Then divide saves by shots-against.

SHOOTING PERCENTAGE

Divide the number of goals scored by the number of shots taken.

SHORTHAND GOAL

A goal scored by a Club while it is at a manpower disadvantage. The same cases apply for shorthand as for power-play goals, but in the opposite manner.

SHOT ON GOAL

If a player shoots the puck with the intention of scoring and if that shot would have gone in the net had the goaltender not stopped it, the shot is recorded as a "shot on goal".

SHUTOUT

If two goaltenders combine for a shutout, neither receives credit for the shutout. Instead it is recorded as a Club shutout.

TENTHS OF A SECOND

If a penalty or goal occurs in the last minute, the time is rounded off to the previous second

(ex: if a penalty is called with 12.4 seconds left in a period, the time is indicated as 19:47 and not 19:48.)

COACHES RECORD

A coach receives a "W" for a win in regulation, overtime or shootout; an "L" for a loss in regulation; or an "OT" for a loss in overtime or shootout.

**** NOTE:** No individual skater/goaltender statistics apply for the shootout



32 BACKSTROM

25 BELANGER

24 BOOGAARD

96 BOUCHARD

21 BRODZIAK

15 BRUNETTE

8 BURNS

22 CLUTTERBUCK

18 GILLIES

37 HARDING

14 HAVLAT

34 HNIDY

5 JOHNSON

9 KOIVU

20 MIETTINEN

11 NOLAN

67 POULIOT

55 SCHULTZ

36 SCOTT

51 SHEPPARD

12 WELLER

6 ZANON

3 ZIDLICKY



2009-10 BROADCAST SCHEDULE

OCTOBER

SUN	MON	TUE	WED	THU	FRI	SAT
				1	2	3 @CBJ 6:00
4	5	6 ANA 8:00	7	8 @LA 9:30	9	10 @SJ 9:30
11	12	13	14 @ANA 9:00	15	16 @EDM 8:00	17 @VAN 9:00
18	19	20	21 COL 7:00	22	23 @STL 7:00	24 CAR 7:00
25	26 @CHI 7:00	27	28 NSH 7:00	29	30 NYR 7:00	31 @PIT 6:30

NOVEMBER

SUN	MON	TUE	WED	THU	FRI	SAT
1	2	3	4	5 VAN 7:00	6	7 DAL 7:00
8	9	10 @TOR 6:00	11	12 @TB 6:30	13 @WSH 6:00	14
15 @CAR 12:30	16	17	18 PHX 7:00	19	20 NYI 7:00	21
22	23	24	25 BOS 7:00	26	27 COL 1:00	28 @COL 8:00
29	30					

DECEMBER

SUN	MON	TUE	WED	THU	FRI	SAT
		1	2 NSH 7:00	3	4 ANA 7:00	5 @NSH 7:00
6	7 @PHX 8:00	8	9 @COL 8:00	10	11 @CGY 8:00	12 @VAN 9:00
13	14	15 CBJ 7:00	16	17 @MTL 6:00	18	19 @OTT 7:00
20	21 COL 7:00	22	23 EDM 8:00	24	25	26 STL 7:00
27	28 @LA 9:30	29 @ANA 9:00	30	31 LA 7:00		



Listen to every Wild game on WCCO Radio (830 AM) and the Minnesota Wild Radio Network. Preempted games can be heard on BOB 106.1 FM and KBGY 107.5 FM and.

All times listed in Central time zone. Dates and times subject to change. For the latest game information, please visit wild.com

254 IT'S IN OUR BLOOD.

JANUARY

SUN	MON	TUE	WED	THU	FRI	SAT
					1	2 NJ 7:00
3	4	5 @CHI 7:00	6 CGY 7:00	7	8	9 CHI 9:00
10	11 PIT 7:00	12	13 VAN 6:00	14 @STL 7:00	15	16 @PHX 7:00
17	18 @DAL 7:00	19	20	21 DET 7:00	22	23 CBJ 8:00
24	25	26	27 DET 7:00	28 @COL 8:00	29	30 @SJ 9:30
31						

FEBRUARY

SUN	MON	TUE	WED	THU	FRI	SAT
	1	2 @DAL 7:00	3	4 EDM 7:00	5	6 PHI 7:00
7	8	9	10 PHX 7:00	11	12 ATL 7:00	13
14 VAN 2:00	15	16	17	18	19	20
21	22	23	24	25	26	27
28						

MARCH

SUN	MON	TUE	WED	THU	FRI	SAT
	1	2	3 @CGY 9:00	4	5 @EDM 8:00	6
7 CGY 2:00	8	9 FLA 7:00	10	11 @DET 6:30	12 @BUF 6:30	13
14 STL 5:00	15	16 EDM 7:00	17	18 @NSH 7:00	19 @CBJ 6:00	20
21 CGY 2:00	22	23 SJ 7:00	24	25 @PHI 6:00	26 @DET 6:30	27
28	29 LA 8:00	30	31 CHI 7:00			

APRIL

SUN	MON	TUE	WED	THU	FRI	SAT
				1	2 SJ 7:00	3
4 @VAN 9:00	5 @EDM 8:30	6	7	8 @CGY 8:30	9	10 DAL 7:00
				HOME	PREMIUM HOME	AWAY

WELLS
FARGO



With you when time really is money

✓ Wells Fargo MobileSM Life doesn't wait for anyone. It can change at any time and now you can act 24 hours a day. With Wells Fargo Mobile service, we're with you when you want to stay in control of your finances and complete transactions day or night. You can access account balances, check account activity and use your mobile phone to transfer funds between accounts. And with your Wells Fargo checking and savings accounts, you can access online banking tools like My Spending Report with Budget Watch and My Savings Plan[®] to help keep your finances on track. We're with you whenever you need to put your financial plans to work.

wellsfargo.com

Together we'll go far

© 2009 Wells Fargo Bank, N.A.
All rights reserved.
Member FDIC. (123974_13671)

