





2015-2016
TEAM GUIDE

THIS IS THE STATE OF HOCKEY.

15 YEARS IN THE STATE OF HOCKEY





CONTENTS

2015-2016 MINNESOTA WILD TEAM GUIDE OFFICIAL PUBLICATION OF THE MINNESOTA WILD

**VICE PRESIDENT,
BRAND CONTENT & COMMUNICATIONS**
JOHN MAHER

MANAGER, WEB & CREATIVE SERVICES
MATT MINNICHSOFFER

MANAGING EDITOR
AARON SICKMAN

CONTENT DESIGN
MEGAN KOGUT

EDITORIAL ASSISTANT
CARLY PETERS

SPECIAL THANKS
NATIONAL HOCKEY LEAGUE,
ELIAS SPORTS BUREAU

PHOTOGRAPHY
BRUCE KLUCKHOHN, ANDY KING, GETTY
IMAGES

PRINTED BY
SHAPCO PRINTING, INC. | MINNEAPOLIS,
MN

COPYRIGHT © 2015
MINNESOTA WILD

The information contained in this publication was compiled by the Minnesota Wild and is provided as a courtesy to our fans and the media, and may be used for personal and editorial purposes only. Any commercial use of this information is prohibited without the prior written consent of the Minnesota Wild Hockey Club. All NHL and team insignias depicted in this publication are the property of NHL Enterprises, Inc. and the respective teams and may not be reproduced for commercial purposes without the prior written consent of NHL Enterprises, Inc.

Staff Directory.....	4	Zach Parise.....	68
Xcel Energy Center.....	8	Jason Pominville.....	70
Minnesota Wild Foundation.....	9	Nate Prosser.....	72
Team Identity.....	10	Marco Scandella.....	74
TEAM MANAGEMENT		Jordan Schroeder.....	76
Craig Leipold.....	12	Jared Spurgeon.....	78
Executive Management.....	13	Ryan Suter.....	80
Chuck Fletcher/Brent Flahr.....	18	Thomas Vanek.....	82
Hockey Operations.....	19	Jason Zucker.....	84
Mike Yeo.....	24	In The System.....	86
Assistant Coaches.....	25	Future Wild.....	99
Equipment & Training Staff.....	28	How the Wild Was Built.....	107
Medical Team.....	31	Iowa Wild.....	108
Wild Staff.....	33	Quad City Mallards.....	109

THE PLAYERS

Niklas Backstrom.....	42	2014-15 Minnesota Wild.....	112
Jonas Brodin.....	44	2014-15 Season Notes.....	113
Ryan Carter.....	46	2014-15 Game-By-Game.....	114
Charlie Coyle.....	48	2014-15 Stat Breakdown.....	115
Devan Dubnyk.....	50	2014-15 Final Stats.....	118
Matt Dumba.....	52	2014-15 Home/Road Splits.....	119
Christian Folin.....	54	2014-15 Season Highs & Lows.....	120
Justin Fontaine.....	56	2014-15 Injury Report.....	121
Mikael Granlund.....	58	2014-15 Transactions.....	122
Erik Haula.....	60	2013-14 Minnesota Wild.....	124
Mikko Koivu.....	62	2012-13 Minnesota Wild.....	126
Darcy Kuemper.....	64	2011-12 Minnesota Wild.....	128
Nino Niederreiter.....	66	2010-11 Minnesota Wild.....	130

TEAM HISTORY

CONTENTS



2009-10 Minnesota Wild.....	132	All-Time Record vs. Opponents.....	219
2008-09 Minnesota Wild.....	134	Anaheim Ducks.....	220
2007-08 Minnesota Wild.....	136	Arizona Coyotes.....	221
2006-07 Minnesota Wild.....	138	Boston Bruins.....	222
2005-06 Minnesota Wild.....	140	Buffalo Sabres.....	223
2003-04 Minnesota Wild.....	142	Calgary Flames.....	224
2002-03 Minnesota Wild.....	144	Carolina Hurricanes.....	225
2001-02 Minnesota Wild.....	146	Chicago Blackhawks.....	226
2000-01 Minnesota Wild.....	148	Colorado Avalanche.....	227
Draft History.....	150	Columbus Blue Jackets.....	228
All-Time Awards and Accolades.....	155	Dallas Stars.....	229
All-Time Sweater Numbers.....	156	Detroit Red Wings.....	230
All-Time Roster.....	158	Edmonton Oilers.....	231
All-Time Roster By Country.....	159	Florida Panthers.....	232
All-Time Streaks.....	160	Los Angeles Kings.....	233

RECORDS

Record Book.....	162	Montreal Canadiens.....	234
Year-By-Year Results.....	173	Nashville Predators.....	235
Team Records.....	174	New Jersey Devils.....	236
All-Time Leaders.....	176	New York Islanders.....	237
Single-Season Leaders.....	178	New York Rangers.....	238
All-Time Overtime Results.....	180	Ottawa Senators.....	239
All-Time Shootout Results.....	183	Philadelphia Flyers.....	240
All-Time Shutouts.....	185	Pittsburgh Penguins.....	241
Individual Milestones.....	186	San Jose Sharks.....	242
All-Time Hat Tricks/Penalty Shots/Attendance.....	187	St. Louis Blues.....	243
All-Time Leaders vs. Wild.....	188	Tampa Bay Lightning.....	244

THE PLAYOFFS

2015 Playoffs.....	190	Vancouver Canucks.....	246
2014 Playoffs.....	192	Washington Capitals.....	247
2013 Playoffs.....	194	Winnipeg Jets.....	248
2008 Playoffs.....	196	NHL Critical Dates.....	249
2007 Playoffs.....	198	NHL Officials.....	250

TEAM MEDIA

Media Policies and Procedures.....	252
Media Relations Team.....	253
Television Information.....	254
Television Announcers.....	255
Radio Information.....	256
Wild Radio Network.....	257
Radio Announcers.....	258
2015-16 Schedule.....	260

THE NHL

NHL Directory.....	218
--------------------	-----



STAFF DIRECTORY

MINNESOTA WILD HOCKEY CLUB

317 WASHINGTON STREET | SAINT PAUL, MN 55102

PHONE: (651) 602-6000 | FAX: (651) 222-1055 | TICKETS: (651) 222-WILD (9453) | WILD.COM

Board Members:

Craig Leipold (Owner/Governor), Matt Hulsizer (Minority Owner), Quinn Martin, Mark Pacchini and Jac Sperling

Investors:

Craig Leipold (Owner/Governor), Matt Hulsizer (Minority Owner)

Limited Partners:

Robert Hubbard, Stanley E. Hubbard, Stanley S. Hubbard, Horace H. Irvine III, Robert Marvin, Jr., Ford Nicholson, Todd Nicholson, Vance Opperman and Michael Reilly

EXECUTIVE MANAGEMENT

Owner/Governor	Craig Leipold
Minority Owner	Matt Hulsizer
General Manager and EVP	Chuck Fletcher
Chief Operating Officer and EVP	Matt Majka
Chief Financial Officer and EVP	Jeff Pellegrom
Vice President, New Business Development and Assistant to the Chairman	Jamie Spencer
Vice President, General Counsel	Steve Weinreich
Vice President, Facility Administration/General Manager, Saint Paul RiverCentre	Jim Ibister
Vice President/General Manager, Xcel Energy Center	Jack Larson
Vice President, Corporate Partnerships and Retail Management	Carin Anderson
Vice President, Brand Content and Communications	John Maher
Vice President, Sales and Marketing Intelligence	Mitch Helgerson
Vice President, Fan Relations	Maria Troje
President, Iowa Wild	Todd Frederickson
Executive Assistant	Deb Hanson
Executive Assistant	Stephanie Huseby

HOCKEY OPERATIONS

Assistant General Manager	Brent Flahr
Head Coach	Mike Yeo
Assistant Coaches	Andrew Brunette, Darby Hendrickson, Darryl Sydor, Rick Wilson
Goaltending Coach	Bob Mason
Goaltending Development Coach	Frederic Chabot
Player Development Coach	Richard Park
Strength and Conditioning Coach	Kirk Olson
Video Coach	Jonas Plumb
Director of Player Personnel	Blair Mackasey
Chief of Amateur Scouting	Guy Lapointe
Director of Player Development	Brad Bombardir
Director of Hockey Administration	Shep Harder
Manager of Hockey Administration	Ben Resnick
Hockey Operations Administrator	Cindy Sweiger
Video Scouting Coordinator	Tom Minton
Director, Media Relations	Aaron Sickman
Team Operations Manager	Andrew Heydt
Media Relations Coordinator	Carly Peters
Communications Coordinator	Megan Kogut
Scouts	Marc Chamard, Craig Channell, Paul Charles, Brian Fortin, Martin Gendron, Christopher Hamel, Jamie Hislop, Brian Hunter, Chris Kelleher, Martin Nanne, Frank Neal, Ricard Persson, Pavel Routa, Ernie Vargas, Darren Yopyk
Head Athletic Therapist	Don Fuller
Head Equipment Manager	Tony DaCosta
Athletic Trainer	John Worley
Massage Therapist	Travis Green

STAFF DIRECTORY



Assistant Equipment Managers	Rick Bronwell, Matt Benz
Medical Director	Dr. Sheldon Burns
Team Physician	Dr. Dan Peterson
Orthopedic Surgeons	Dr. Joel Boyd, Dr. Brad Nelson
Craniofacial Surgeon	Dr. David Hamlar
Team Dentists	Dr. Kyle Edlund, Dr. Mike Pelke

BRAND CONTENT AND COMMUNICATIONS

Senior Director, Strategic Communications	Kathy Ross
Manager, Digital Content	Ross Hollebon
Manager, Game Presentation	Paul Loomis
Manager, Events	Jim Vaneek
Manager, Web and Creative Services	Matt Minnichsoffer
Lead Graphic Designer	Rebecca Finlay
Graphic Designer	Allison Thompson
Interactive Designer, Email Marketing Specialist	Katie Vannelli
Coordinator, Digital Content	Evan Sporer
Digital and Social Media Coordinator	Katlyn Gambill
Mascot Coordinator	Robert Hathaway
Intern, Events & Promotions	Bryce Wilkerson
Team Curator	Roger Godin

BROADCASTING

Manager, Broadcasting and Production	Maggie Kukar
Radio Operations Coordinator	Kevin Falness
Manager, Production Facilities Operations	Hank Dolan
Coordinator, Production Services	Dustin Peterson
Video Animation Editor	Arthur Kuh
Digital Display Specialist	Sarah Eikmeier
Production Assistant	Steve Carley
Radio Play-By-Play	Bob Kurtz
Radio Analyst	Tom Reid
Television Play-By-Play	Anthony LaPanta
Television Analyst	Mike Greenlay
Studio Analyst	Wes Walz

MINNESOTA WILD FOUNDATION

Executive Director	Rachel Schuldt
Development Assistant	Jessica Blum

COMMUNITY RELATIONS

Senior Coordinator, Community Relations	Breanna Clifford
Coordinator, Community Relations	Erin Nanne

CORPORATE PARTNERSHIPS AND SUITE SALES

Senior Account Executive	Bryan Bellows
Account Executives	Jeff Hunsaker, Trent Michaels
Senior Manager, Partnership Activation	Ed Souter
Partnership Activation Specialist	Holly Koski
Partnership Activation Coordinator	Tim Groth
Corporate Fulfillment Coordinator	Erika Lone
Corporate Activation Intern	Lauren Gazich
Suite Sales Manager	Mark Fasching
Suite Sales Account Executive	Jake Eichenberger

FINANCE AND ACCOUNTING

Controller	Trevor Shannon
Accounting Manager	Tim Kauppi
Senior Accountant	Jonathan Ball
Staff Accountants	Stephanie Lundquist, Brenda Reeves



STAFF DIRECTORY

Accounting Intern.....	Megan Kober
Payroll Administrator.....	Susan Forrest
Payroll Accountant.....	Denise Jenkins
Accounts Payable Administrator.....	Sandra Willson
Accounts Receivables Administrator.....	Valerie Odegaard

HUMAN RESOURCES

Director, Human Resources and Organizational Development.....	Monica Laurent
Human Resources Generalist.....	Rachel Link

INFORMATION TECHNOLOGY

Senior IT Manager.....	Mike Vevea
IT Generalists.....	Rick Jacobson, Josh Kielbasa

LEGAL

Paralegal.....	Josh Siskin
----------------	-------------

SALES AND MARKETING INTELLIGENCE

Director, Marketing Partnerships.....	Wayne Petersen
Director, Ticket Operations & Business Analytics.....	Chris Turns
Senior Manager, New Business Development.....	Jason Stern
Marketing Manager.....	Bridget Johnson
Senior Account Executive, New Business Development.....	Matt Sayre
Account Executives, New Business Development.....	Alena Jasinski, Corey Johnson, Chris Malek, Lindsay Weier
Senior Business Analyst.....	Bjorn Kadlec
Business Analyst.....	Matt Bergstrom
Ticket Operations Business Analyst.....	Brett Miller

RETAIL OPERATIONS

Senior Manager, Retail Operations.....	Scott Sarkis
Senior Buyer.....	Jennifer Meyers
Retail Invoice Clerk.....	Maranda Tufte
Retail Marketing Coordinator.....	Bill Berg
Manager, Retail Warehouse.....	Mitch Krueger
Store Manager, Xcel Energy Center Hockey Lodge.....	Kyle Gardner
Store Manager, Southdale Hockey Lodge.....	Jerry Hudson
Store Manager, Maplewood Hockey Lodge.....	Ryan Geris
Retail Sales Leads.....	Emily Casey Hare, Missy Krohn, Alyson Titus, Lynn Williams

FAN RELATIONS

Manager, Fan Relations.....	Erica McKenzie
Administrative Assistant.....	Tawnya Vidnovic
Fan Relations Senior Account Executive.....	Caitlin Anderson
Fan Relations Account Executives.....	Jeffrey Baidoo, Katie Esselman, Taylor Horn, Tyler Johnson, Kendall Kobay, Danielle Labine, Sadie Lundquist
Premium Seating Senior Account Executive.....	Ryan Kronebusch
Premium Seating Account Executive.....	Jared Jenkins
Season Ticket Benefits Coordinator.....	Tim Kirschbaum
Sales and Service Interns.....	Elena Katorosz, Sarah Scinto

317 ON RICE PARK

Senior Facility Manager.....	Tim Wolgram
Receptionists, 317 on Rice Park.....	Amanda Dye, Christine Moore
Guest Service Attendant, 317 on Rice Park.....	Ryan Scholdt

STAFF DIRECTORY



SAINT PAUL ARENA COMPANY

Senior Director, Operations.....	Mark Stoffel
Senior Director, Planning and Public Affairs.....	Bill Huepenbecker
Director, Event Development.....	Bryan Miller
Director, Sales, Booking & Office Administration.....	Susan Hubbard
Director, Event Management & RiverCentre Marketing.....	Kate Setley
Director, Sales & Marketing, Xcel Energy Center.....	Kelly McGrath
Director, Guest Service & Premium Operations.....	Rachael Johnson
Director, Ticket Operations.....	Kristina Meier
Senior Manager, Digital, Public & Media Relations XEC, RC & RWA.....	Jora Bart
Senior Sales Manager, RiverCentre.....	Gabe Clendenen
Senior Manager, Guest Service & Premium Operations.....	Keri Johnson
Senior Box Office Manager, Operations.....	Micki Tschida
Manager, Guest Service Administration.....	Tracy Peters
Manager, Suite Service & Premium Operations.....	Bree Oslin
Manager, Guest Relations.....	Diane Bennis
Marketing Manager.....	Anette Andruss
Administrative & Marketing Assistant, Xcel Energy Center.....	Elizabeth Peterson
Administrative Assistant, Saint Paul RiverCentre.....	Molly Craig
Administrator, Special Projects.....	Sharon Roberts
Coordinator, Digital, Public & Media Relations XEC, RC & RWA.....	Ellen McNair
Coordinator, Suite Service & Premium Operations.....	Tera Welch
Coordinator, Group Sales.....	Karen Reisinger
Coordinator, Marketing/Advertising & Sales.....	Nellie Gosh
Suite Service & Premium Operations Intern.....	Kayla Alexander
Sales Manager, RiverCentre.....	Zach Foster
Event Managers.....	Rachael Haave, Jon Koehler, Pat Lealos, Tina Misenor, Brandon Tucker, Samantha Zastrow
Event Floor Manager.....	Paige Lucking
Ice Operations and Event Manager.....	Travis Larson
Box Office Manager, Finance.....	Melissa Alicea
Box Office Supervisors.....	Judy Bartolett, Jon Johansen
Lead Ticket Seller.....	Melissa Keller
Senior Operations Managers.....	Matt Fujinaka, Jeff Klein
Assistant Operations Managers.....	Scott Eichstadt, Luke Krueger, Ashley Nelson
Lead Custodians.....	Don Anderson, Jim Flanders, Paul Hitchcock, John Jensen, Alonzo Romo
Custodians.....	Cesar Barrera, Christopher Aase, Mark Carlson, Karen Ferlas, Stephanie Garza, Ronald Gustafson, Jeremy Kuehn, Paul Krey, Harold Lockwood, Jr., Davey McQuade, John Moreno, Matthew Norland, Michael Olmstead, Randy Olmstead, Paul Patterson, John Schlottke, Gary Stasny, Monty Tohm
Housekeeper.....	Deanna Keenan
Senior Electrician.....	Mario Casalenda
Electricians.....	Gregg Gramse, Jacob Setley
Security Manager.....	Nate Jacobson
Security.....	Matt Cambell, Ian Carey, Alice Chambers, Sydney Cole, Jeremy Jacobs, Walter Licht, Jr., Andy Ohmann, Robert Paulsen, Joseph Prelgo, Steve Ruane, Mitch Taylor
Lead Stage Technician.....	Patrick Molitor
Stage Technicians.....	Dave Gajeski, Scott Gallahue, Jeff Simonett
Painter.....	Jim Stack
Chief Engineer.....	David Mulliner
Engineers.....	Gregory Black, Larry Novotny, Carl Waldner



CELEBRATING 15 YEARS OF SPORTS AND ENTERTAINMENT

Xcel Energy Center hosted the first official Minnesota Wild hockey game with a 3-1 preseason win over Anaheim on September 29, 2000. The next night, Barenaked Ladies played the first official concert. In the ensuing 15 years, the arena has hosted 621 Minnesota Wild games, 1,230 concerts and events, and has received countless awards from ESPN, Sports Illustrated, Forbes, SportsBusiness Journal, VenuesToday and Pollstar for being one of the best venues worldwide for sporting events, concerts and family shows.

The facility is consistently striving to attract world-class events that generate significant economic impact for Saint Paul and the surrounding region. In addition to perennial favorites such as the Boys' and Girls' State High School Hockey and Wrestling Tournaments, in 2016 the venue will host the 2016 Prudential U.S. Figure Skating Championships, Big Ten Men's Ice Hockey Tournament, 2016 Division I Men's Ice Hockey West Regional, North Star College Cup, World's

Toughest Rodeo and some of the best known musical artists in the touring industry.

Managed by Saint Paul Arena Company, the arena has made significant investments focused on the live event experience. Last year marked the unveiling of the state-of-the-art scoreboard and HD/LED matrix displays. Technological enhancements include increasing the capacity and speed of Wi-Fi access with the installation of over 450 access points, plus Xcel Energy Center now has more than 500 screen monitors displaying game action in all concourses, restaurants and suites. Additionally, new seats have been installed in the 100 level with other levels being fitted with new seats before the conclusion of the season. Along with Saint Paul RiverCentre and The Legendary Roy Wilkins Auditorium, our campus continues its commitment to sustainability and recognition as a world leader in sustainable event management.



THE MINNESOTA WILD FOUNDATION EXISTS TO SUPPORT THE GAME OF HOCKEY AND TO IMPROVE THE LIVES OF FAMILIES IN THE STATE OF HOCKEY.



Since its inception in 2000, the Minnesota Wild has invested nearly 11.8 million dollars back into the community through direct giving, in-kind donations and service. Minnesota Wild players and front office staff are deeply committed to giving back to the community that has shown so much support for the team over the years. The Wild has provided autographed memorabilia and merchandise for local fundraisers and benefits, implemented successful events, provided awareness and brand connectivity for non-profit organizations and is the largest funding source for Minnesota Hockey.

The Minnesota Wild Foundation, established in 2009, has given the organization the means to fulfill its mission to support the game of hockey and improve the lives of families in the State of Hockey by funding programs that support these important goals. The Wild gives back by hosting fundraising events, facilitating initiatives such as game program sales and by providing funds for programs like Gear Up! Minnesota and the DinoMights Learn 2 Skate program. The Foundation also invites non-profit organizations that align with their mission to participate in the Split the Pot Raffle which is held during each Wild home game.

The Minnesota Wild and Minnesota Wild Foundation will continue to Create a Greater State of Hockey through their hard work and dedication to positively impact the lives of children and families across all corners of the state for many years to come.

FOR MORE INFORMATION ON THE MINNESOTA WILD FOUNDATION, VISIT WILD.COM OR CONTACT US AT MNWILDFOUNDATION@WILD.COM.



TEAM IDENTITY

Minnesota Sports & Entertainment (MSE) was originally formed in 1997 by majority owner Bob Naegle, Jr., and a group of investors when they were awarded the rights to an expansion National Hockey League (NHL) franchise for the City of Saint Paul.

On June 25, 1997, the NHL officially approved expansion to 30 teams by the year 2000 with the announcement of new clubs in Atlanta, Columbus, Minnesota and Nashville. The Nashville Predators entered the League in 1998-99, the Atlanta Thrashers in 1999-2000. The Minnesota Wild and Columbus Blue Jackets began play in 2000-01.

On Jan. 22, 1998, Minnesota and hockey fans all over the world were introduced to the Minnesota Wild. During a historic ceremony at Maplewood, Minnesota's Aldrich Arena, the organization revealed the name which was chosen from thousands of suggestions offered by Minnesota hockey fans over a six-month period.

In front of a capacity crowd of hockey fans young and old, the logo was unveiled on the side of a large puck which descended from above at center ice. The mark depicted the word "Wild" designed in an organic, naturalist form and included the team's official colors of Iron Range Red, Forest Green, Harvest Gold and Minnesota Wheat.



"We think it [Wild] represents what Minnesota hockey fans hold most dear — our rugged natural wilderness, the premier brand of hockey that's native to Minnesota and the great enthusiasm of all our hockey fans," said Minnesota Wild CEO Jac Sperling.

The Wild continued to honor the history and naturalistic tradition of the state of Minnesota when it unveiled its sweater on Nov. 18, 1999. Again, the club turned to its hockey roots by holding a ceremony to reveal the sweater at the Roseville Skating Center in front of a sold-out crowd of season ticket deposit holders. The crest of the jersey, one of the most unique and striking marks in all of professional sports, is a Minnesota Wilderness pictogram including a wild animal, the North Star, evergreen trees, a red sky, the sun and/or moon and a stream. It now appears on the front of the road sweaters. The road jersey is white, trimmed in Iron Range Red, Harvest Gold and Forest Green. The numbering and lettering on the jersey is tri-color with an organic design, which also ties into the overall wilderness theme the club has established.

In 2003, the Wild unveiled a third sweater — now the team's home jersey — inspired by the heritage and tradition of hockey in Minnesota. The jersey incorporated the same colors found in the club's original home and road editions. The main color is Iron Range Red, with Forest Green stripes highlighted by Minnesota Wheat trim on the bottom band and shoulders of the jersey. The new crest featured the team's traditional animal head mark in a classic chenille icon with the team name, Minnesota Wild, offset by a Harvest Gold North Star on each side of the logo. The new sweater paid tribute to the heritage of hockey with a traditional lace-up collar in Minnesota Wheat. Also, in keeping with the simplicity of design and vintage look of the new jersey, no shoulder patches were created.

The Wild unveiled a new third jersey at the Minnesota State Fair's FAN Central building on Aug. 30, 2009. Based in the Wild's Forest Green with Wheat trim and a hint of Iron Range Red, the jersey's classic sports look was the overwhelming favorite of Wild fans surveyed during the summer of 2008. The jersey crest features a script "Minnesota" with "WILD" emblazoned below. The script look, including the classic "M", harkens back to historic Minnesota teams of the past including Minneapolis and Saint Paul teams of the 1930s and 1940s. The familiar "north star" element, borrowed from the primary Wild logo, dots the "I" and adds a decorative detail to the stylized "M".

The Wild unveiled a new white road jersey on Sept. 1, 2013, at a public event held at the Minnesota State Fair's FAN Central building.

The new road jersey follows the more classic design style of the red home jersey unveiled in 2003 and the green alternate jersey unveiled in 2009. The jersey keeps the primary Wild logo at the center of the sweater and features Iron Range Red numbers and collar, including Minnesota Wild text hidden on the inside of the collar. Additional features of the new jersey are Forest Green lettering, a traditional lace-up collar in classic Wild Forest Green and the Wild circle crest as a shoulder patch. The new road uniforms include Forest Green stripes on the arms and waist of the jersey, as well as on the new white socks.

The new road jersey design was led by the Wild's Creative Services team including Matt Minnichsoffer, Manager of Creative Services, in partnership with Reebok and the NHL. The Wild used season ticket holder feedback throughout the 18-month design and prototype process.



TEAM MANAGEMENT



TEAM MANAGEMENT



CRAIG LEIPOLD

OWNER & GOVERNOR

Craig Leipold is the majority owner and principal investor in Minnesota Sports & Entertainment (MSE), a regional sports and entertainment leader that includes the National Hockey League's Minnesota Wild, the Iowa Wild of the American Hockey League, 317 on Rice Park and the facility management of Xcel Energy Center, Saint Paul RiverCentre and the Legendary Roy Wilkins Auditorium. He oversees the day-to-day business operations of the organization and also serves as the team's Governor at NHL Board of Governors' meetings. The NHL's Board of Governors officially approved Leipold's purchase of MSE on April 10, 2008.

Under Leipold's ownership, the Wild is dedicated to building a Stanley Cup contending franchise, playing an important role in the community through service initiatives, providing a fun and entertaining game-night experience and building strong relationships with its fans and corporate partners.

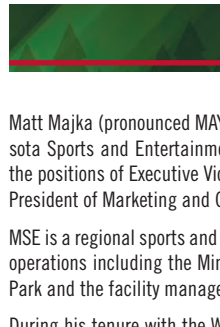
Leipold has advocated for the State of Hockey to host premiere NHL events, including the NHL's 2011 Entry Draft and 2016 Coors Light Stadium Series. Minnesota will host the Chicago Blackhawks in an outdoor game on Sunday, Feb. 21, 2016 at TCF Bank Stadium as one of the premiere events during the upcoming season.

A resident of Racine, Wis., Leipold completed the sale of the Nashville Predators to a local ownership group on Dec. 7, 2007, a team he owned since the expansion franchise was awarded to Nashville in 1997.

During his time as an NHL owner, Leipold has been a tireless advocate for the professional hockey industry. Appointed by NHL Commissioner Gary Bettman, Leipold serves on both the League's Executive committee and Audit committee. He was a member of the League Negotiating Committees that negotiated the Collective Bargaining Agreements with the NHL Players' Association in 2005 and 2013. He is also a strong advocate for the new, more "fan-friendly" NHL, including the rule changes to promote a more entertaining competition and increased fan access to the product.

Craig and his wife Helen (Chairman and Chief Executive Officer of Johnson Outdoors, Inc., and Chairman of Johnson Financial Bank Corp.) have five sons: Chris, Kyle, Connor, Curtis and Bradford. While in St. Paul, the Leipold's live in their apartment in the historic Saint Paul Hotel.

TEAM MANAGEMENT



MATT MAJKA

CHIEF OPERATING OFFICER

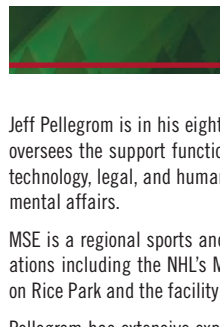
Matt Majka (pronounced MAY-kuh) is in his eighth season as Chief Operating Officer for Minnesota Sports and Entertainment (MSE) and 19th year with the organization. He previously held the positions of Executive Vice President, Senior Vice President of Business Operations and Vice President of Marketing and Corporate Sponsorships.

MSE is a regional sports and entertainment leader that has grown into several different business operations including the Minnesota Wild, its minor league affiliate, the Iowa Wild, 317 on Rice Park and the facility management of Xcel Energy Center and Saint Paul RiverCentre.

During his tenure with the Wild, Majka has been instrumental in fostering the unique relationship between the hockey club and its fan base. The team's continued dedication to the fans of the "State of Hockey" is reflected in ESPN The Magazine's Ultimate Standings as the Wild was named the "Best Stadium Experience" in the National Hockey League from 2007-10. Minnesota ranked first in the NHL and sixth overall for "Stadium Experience" in the field of all 122 major league sports franchises in 2012.

Majka joined the Minnesota Wild in October of 1997 from Rollerblade, Inc., where he started work in 1984. Beginning as a Sales Representative for the fledgling company, he held positions of increasing responsibility through his 13-year tenure including: Sales Representative, Regional Sales Manager, Marketing Manager, Director of International Business, Senior Director of Product Marketing and culminating with his appointment as Vice President of Product Marketing. During his tenure, the privately held company grew revenues from \$1 million to more than \$200 million annually.

The Detroit, Mich., native has lived in the Twin Cities for more than 45 years and coaches youth hockey. Majka is a 1984 speech communications graduate of the University of Minnesota and currently serves on the Board of Directors of Children's Hospitals and Clinics of Minnesota, The Ordway Center for Performing Arts, the United States Hockey Hall of Fame, and the BEL13VE in Miracles Foundation. He and his wife, Kym, have two sons, Sam and Nick. The family resides in Wayzata.



JEFF PELLEGRAM

CHIEF FINANCIAL OFFICER

Jeff Pellegrom is in his eighth season as the Chief Financial Officer for the Wild. In his role, he oversees the support functions of the organization, including finance and payroll, information technology, legal, and human resources. Pellegrom also oversees investor relations and governmental affairs.

MSE is a regional sports and entertainment leader that has grown into several business operations including the NHL's Minnesota Wild, its minor league affiliate the AHL's Iowa Wild, 317 on Rice Park and the facility management of Xcel Energy Center and Saint Paul RiverCentre.

Pellegrom has extensive experience in corporate finance, international business, and business development. Prior to joining the Wild, he spent eight years with 3M and 10 years with SC Johnson, specializing in corporate finance and mergers and acquisitions.

A native of Midland, Mich., Pellegrom received his undergraduate degree in mathematics and economics from Kalamazoo College before earning his MBA in finance from the University of Minnesota's Carlson School of Management. He is a member of both the Minneapolis Regional Chamber Board of Directors and the St. Paul Area Chamber Board of Directors, and is active in youth athletics.

In his free time, Pellegrom enjoys endurance sports including swimming and cycling. He and his wife, Mary, have two daughters, Sophia and Isabella, and two sons, Jordan and Jonah. The family resides in Eagan.



TEAM MANAGEMENT



JAMIE SPENCER


VICE PRESIDENT, NEW BUSINESS DEVELOPMENT AND ASSISTANT TO THE CHAIRMAN

Jamie Spencer helped launch the Minnesota Wild in 1997. As one of the founding staff members, he was largely responsible for cultivating a fan base and reputation for customer service that is one of the most revered in sports. Year after year, the Wild and Xcel Energy Center are ranked at the top of ESPN The Magazine's Ultimate Standings for "Best Stadium Experience."

Today, Spencer serves as Vice President of New Business Development and Assistant to the Chairman, exploring and spearheading new endeavors for the organization. In 2011, he joined the Tampa Bay Lightning as Executive Vice President of Sales where he was a force behind tripling the season ticket holder base and more than doubling overall ticket revenue and retail sales. He returned to the Wild in July 2014, inspired to continue exploring ways to create a greater State of Hockey.

A hockey player himself, Spencer captained the Wisconsin Badgers (1991-95) which won the WCHA Final Five Championship his senior season. He continues to use his competitive spirit for good, championing efforts to raise funds for causes dear to his heart – the Special Olympics and children fighting cancer.

Spencer and his wife, Kindra, have three children, Emelia, Levi and Scarlet. The family resides in Woodbury.



CARIN ANDERSON

VICE PRESIDENT, CORPORATE PARTNERSHIPS AND RETAIL MANAGEMENT

Carin Anderson is in her seventh season as Vice President, Corporate Partnerships and Retail Management and 19th year overall with the Wild. An employee since July of 1997, she is one of the organization's longest tenured employees. She oversees the development of all the team's corporate partnerships, premium suites and loge sales and retail operations.

Anderson previously held the positions of Director of Corporate Services and Senior Director, Corporate Partnerships and Retail Operations. Her duties included assisting in corporate partner development and managing the service and fulfillment of all partnership commitments.

Anderson is a member of the American Lung Association Local Leadership Board including the Women's Cabinet and serves as Vice President of the A.C.E.S Board of Directors.

Prior to her time with the Wild, Anderson spent six years with the University of Minnesota's Men's Athletic Department as a Marketing Manager.

A native of North Branch, Minn., Anderson received a business degree with an emphasis in finance from the University of Minnesota's Carlson School of Management in 1991.

She and her husband, Brent, have two sons, Eli and Owen. The family resides in Hugo.



TEAM MANAGEMENT



MITCH HELGERSON

VICE PRESIDENT, SALES AND MARKETING INTELLIGENCE

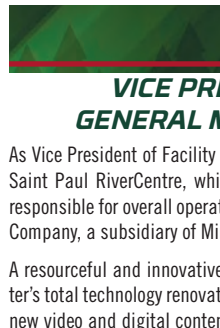
Mitch Helgersen serves as Vice President, Sales and Marketing Intelligence and is in his 10th season with the Wild. In his current position, he oversees all ticket sales efforts, including season tickets, packages, group and single game tickets for the Wild hockey club. Helgersen also leads the marketing intelligence efforts for the Wild, managing the collection, organization and analysis of information to assist in cross-functional data-driven decision making across the organization.

Helgersen previously held the positions of Director of Finance and Senior Director, Marketing Intelligence and Special Projects. His duties included organizational budgeting, ad-hoc financial projects and NHL HRR preparation, interpretation and analysis.

Prior to his time with the Wild, Helgersen was with Ecolab, Inc. in a variety of financial roles.

A native of Alexandria, Minn., Helgersen earned his undergraduate degree from the University of North Dakota in Grand Forks and an MBA from the University of Minnesota's Carlson School of Management.

He and his wife, Jennifer, have two children, Henry and Emma. The family resides in Lake Elmo.



JIM IBISTER

VICE PRESIDENT, FACILITY ADMINISTRATION/ GENERAL MANAGER, SAINT PAUL RIVERCENTRE

As Vice President of Facility Administration for the Minnesota Wild and General Manager of the Saint Paul RiverCentre, which includes The Legendary Roy Wilkins Auditorium, Jim Ibister is responsible for overall operations and campus-wide Information Technology for Saint Paul Arena Company, a subsidiary of Minnesota Sports & Entertainment.

A resourceful and innovative leader, Ibister has guided massive projects like Xcel Energy Center's total technology renovation, which includes the new center-hung scoreboard and a versatile new video and digital content distribution system. Under his guidance, Xcel Energy Center and Saint Paul RiverCentre transformed its operations to become an award-winning, internationally-recognized model of sustainability.

He's passionate about creating a better experience than anywhere else, and the results are evident in RiverCentre client satisfaction surveys, incredible retention rates and Xcel Energy Center's consistent rating as one of the best stadium experiences in sports and entertainment.

Ibister honed his operational prowess at Saint Paul Civic Center and later, at the Mayo Civic Center in Rochester, Minn., where he was Executive Director from 1996-2000 before joining MSE. He translates his love of sports and the theater to the office, where he believes success is critical to taking responsible risks, pushing past preconceived notions, and having fun along the way.

He and his wife, Molly, have a daughter, Ellen, and a son, Carter. The family resides in Roseville.





TEAM MANAGEMENT



JACK LARSON

VICE PRESIDENT/GENERAL MANAGER, XCEL ENERGY CENTER

Jack Larson joined the organization in September of 2001 and serves as Vice President/General Manager, Xcel Energy Center. He oversees the day-to-day operations, which includes securing and promoting events, attractions and shows at Xcel Energy Center. Larson also focuses his attention on supporting the requirements of the Minnesota Wild and all other events that are staged at Xcel Energy Center.

The arena has hosted several world-renowned events in its history: the 2014 inaugural Big Ten Men's Ice Hockey Tournament, 2014 NCAA Men's Ice Hockey West Regional, 2014 North Star College Cup, 2011 NHL Entry Draft, 2011 and 2002 NCAA Men's Frozen Four, 2011 and 2006 Visa Gymnastics Championships, 2008 Republican National Convention, 2008 U.S. Figure Skating Championships,

2004 NHL All-Star Weekend and the 2004 International Ice Hockey Federation World Cup of Hockey. Larson has also been instrumental in cultivating annual fan and family-favorite events such as the WCHA Final Five, World's Toughest Rodeo, Disney On Ice and the Minnesota State High School League Tournaments.

The arena is set to host the 2016 Prudential U.S. Figure Skating Championships and the 2018 NCAA Men's Frozen Four.

Larson has more than 30 years of experience in the arena operations field. Prior to joining Minnesota Sports & Entertainment (MSE), the Richfield, Minn., native spent seven years (1994-2001) as the Assistant Executive Director of Operations at Target Center. He handled scheduling, booking and contracting events, along with budgeting for the operations of the building, and hiring and training of the staff to operate the facility. From 1991-94, Larson was a part of the San Jose Arena Management Corporation and the National Hockey League's (NHL) San Jose Sharks. He served as Director of Booking and Operations and oversaw the opening of the new San Jose Arena, in addition to the start-up of operations for NHL hockey in the 50-year-old Cow Palace. Before moving to San Jose, Larson started his arena operations career in Minnesota at Met Center where he worked from 1970-91. He held a number of positions including Director of Met Center, and Director of Operations, Met Center. In those roles, Larson was responsible for the day-to-day operations including renting and staffing the facility for all events.

Larson and his wife, Sherry, have two children, Laura and Jake. He enjoys golfing, playing hockey, softball, fishing and rollerblading in his free time. The family resides in Lakeville.



JOHN MAHER

VICE PRESIDENT, BRAND CONTENT AND COMMUNICATIONS

John Maher is in his ninth season as Vice President of Brand Content and Communications for the National Hockey League's Minnesota Wild. In this role, Maher leads the management of brand, creative and content production efforts, as well as supervising staff responsible for game presentation, events, publications, Minnesota Sports & Entertainment (MSE) Creative Services and corporate communications. The marketing group also works closely with the marketing intelligence, ticket sales and fan relations groups to target and attain sales objectives. Maher also oversees the team's Broadcast Department.

Maher joined the organization in July of 2000 as Director of Production Services and was first tasked with building the creative and technical capabilities needed to launch all elements of the Wild's Inaugural Season game and event presentation at Xcel Energy Center. He was named Senior Director of Creative Services in 2002 and Senior Director of Marketing in 2005. In 2004, he coordinated MSE's launch of the Minnesota Swarm in the National Lacrosse League (NLL) and was named NLL Marketing Executive of the Year in 2005.

John is also active in community and volunteer roles, serving on the Saint Paul Police Foundation Board of Directors from 2013 thru 2015, and currently on the Board of Directors of the University of Minnesota School of Journalism and Mass Communications Alumni Society.

Prior to joining the Wild, Maher worked in a variety of event management and game presentation roles for Twin Cities-based teams, including the Minnesota North Stars, Minnesota Vikings, Minnesota Twins, Juntunen Media/Minnesota Timberwolves, and University of Minnesota Men's Athletics.

Maher is a 1984 graduate of the University of Minnesota School of Journalism. A Bloomington, Minn., native, John and his wife, Linda, have two adult sons, Joe and Andrew, and a daughter, Lindsay. The family resides in Saint Paul.



TEAM MANAGEMENT



MARIA TROJE

VICE PRESIDENT, FAN RELATIONS

Maria Troje is Vice President of Fan Relations for the Minnesota Wild. Entering her 15th season, she has shaped the fan experience in the State of Hockey into one admired and modeled across professional sports.

She oversees service and retention of the Wild's Season Ticket base which stands at 15,000 strong. Her insight and unwavering commitment to Season Ticket Holders led to the organization's newest collaborative effort called Wild Rewards, a loyalty program designed to reward Season Ticket Holders with merchandise and one-of-a-kind experiences. Troje has also initiated the first-ever Wild Fan Advisory Board to gain fan insights and continually improve the fan experience.

She is leading the organization's task force for the 2016 Coors Light NHL Stadium Series weekend that will take place Feb. 20-21, 2016, at TCF Bank Stadium.

Troje received her undergraduate degree from the University of St. Catherine and her Masters from the University of New Haven, Connecticut. She has been with the Wild organization since its inception in 2000.

She and her husband, Chris, have three children, Connor, Brady, and Addison. The family resides in Blaine, Minn.



STEVE WEINREICH

VICE PRESIDENT, GENERAL COUNSEL

Steve Weinreich is in his sixth season as Vice President and General Counsel for Minnesota Sports & Entertainment (MSE). Weinreich is responsible for directing and managing all legal services for the National Hockey League's (NHL) Minnesota Wild, the American Hockey League's (AHL) Iowa Wild and Saint Paul Arena Company. These responsibilities include reviewing hockey team contracts, drafting of sponsorship, suite, event and service contracts, workers compensation and employment law issues, general liability matters and coordination of all external legal services utilized by the company.

Weinreich served as Vice President and General Counsel of the National Hockey League's Arizona Coyotes and Gila River Arena for seven years prior to joining MSE. Before working for the Coyotes, he spent six years as a lawyer in Chicago working for the law firms Sonnenschein, Nath and Rosenthal as well as Vedder, Price, Kaufman and Kammholz.

Weinreich has an undergraduate degree in Sports Management and Communications from the University of Michigan and a law degree from Washington University in St. Louis.

An avid runner, he has completed 14 marathons, and also enjoys playing hockey and reading.





CHUCK FLETCHER

GENERAL MANAGER

Chuck Fletcher is in his seventh season as Executive Vice President and General Manager of the Minnesota Wild after being named to the position on May 22, 2009. He oversees the Wild's hockey operations department including all matters relating to the club's player personnel, coaching staff, scouting department and minor league operations.

In his 22nd season in the National Hockey League (NHL), Fletcher has helped guide the Wild to the playoffs each of the last three seasons after a five-year absence. Under Fletcher's leadership, Minnesota has added a number of key players including Devan Dubnyk (Jan. 14, 2015), Thomas Vanek (July 1, 2014), Nino Niederreiter (June 30, 2013), Jason Pominville (April 3, 2013), Zach Parise and Ryan Suter (July 4, 2012) and Charlie Coyle (June 24, 2011).

Since the start of the 2014-15 season, the Wild signed Jonas Brodin (6 years), Coyle (5 years), Dubnyk (6 years) and Marco Scandella (5 years) to multi-year contracts. Minnesota has also drafted Brodin, Matt Dumba, Mikael Granlund, Darcy Kuemper and Jason Zucker under Fletcher.

Prior to joining the Wild, he served as the Pittsburgh Penguins Assistant General Manager for three seasons including the 2008-09 Stanley Cup Championship team. Fletcher worked closely with Ray Shero on all hockey-related matters, including scouting, overseeing the development of young prospects and contract negotiations. He also managed hockey operations for Pittsburgh's American Hockey League (AHL) affiliate, the Wilkes-Barre/Scranton Penguins. Under his leadership, Wilkes-Barre/Scranton reached the AHL's Calder Cup finals in 2007-08, and the division finals in 2006-07 and 2008-09.

Fletcher has also been to the Stanley Cup Finals in management with the Florida Panthers and the Anaheim Ducks. His extensive NHL management experience includes a four-year stint with the Anaheim Ducks from 2002-06 as Director of Hockey Operations, Assistant General Manager, and Vice President of Amateur Scouting and Player Development.

The Montreal, Que., native also spent nine years in the front office of the Florida Panthers from 1993-2002, working seven seasons as Assistant General Manager and one season as Interim General Manager. In 1996, the Panthers advanced to the Stanley Cup Finals.

Fletcher, the son of Hockey Hall of Famer Cliff Fletcher, graduated from Harvard in 1990 and spent one year as the Sales and Merchandising Coordinator for Hockey Canada and two years as a player representative for Newport Sports Management before making the transition to the front office.

He and his wife, Rhonda, have a daughter, Kaitlin, and a son, Keith.



BRENT FLAHR

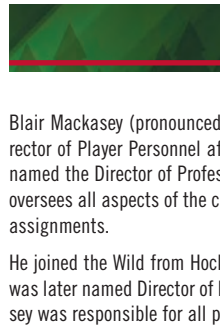
ASSISTANT GENERAL MANAGER

Brent Flahr is in his seventh season with the Minnesota Wild after being named Assistant General Manager on July 28, 2009. He is responsible for overseeing all aspects of player development and evaluation and assists General Manager Chuck Fletcher in player personnel decisions, contract negotiations and league-related issues. Flahr oversees the organization's preparation for and the selection of players at the NHL Entry Draft. During his tenure, Minnesota has drafted Jonas Brodin, Matt Dumba, Joel Eriksson Ek, Mikael Granlund, Gustav Olofsson, Alex Tuch and Jason Zucker. He also serves as General Manager of the Iowa Wild of the American Hockey League (AHL).

Before his time with the Wild, Flahr spent two seasons (2007-09) with the Ottawa Senators as Director of Hockey Operations. Prior to joining the Senators, he spent four seasons (2003-07) working as an Amateur Scout for the Anaheim Ducks, including the 2007 Stanley Cup team. From 1996 to 2003, Flahr spent eight seasons as part of the Florida Panthers organization, serving in a variety of positions, including Assistant to the General Manager, and Scouting and Video Coordinator. He was also the Director of Hockey Operations for the Panthers' AHL affiliate, the San Antonio Rampage. Flahr has worked with Chuck Fletcher two times previously, spending three seasons with him in Anaheim and six seasons in Florida.

The native of Courtenay, B.C., is a graduate of Princeton University, where he played four seasons of college hockey for the Tigers from 1992-96.

He and his wife, Dana, reside in Saint Paul.



BLAIR MACKASEY

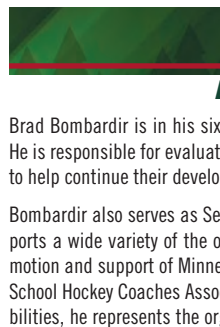
DIRECTOR OF PLAYER PERSONNEL

Blair Mackasey (pronounced MACK-uh-see) is in his sixth season as the Minnesota Wild's Director of Player Personnel after being named to the position in July of 2010. He was originally named the Director of Professional Scouting for the organization in January of 2006. Mackasey oversees all aspects of the club's professional scouting and performs special hockey operations assignments.

He joined the Wild from Hockey Canada, where he was named Head Scout in June of 2002 and was later named Director of Player Personnel in July of 2005. While with Hockey Canada, Mackasey was responsible for all player evaluation and player selections for Canada's National Junior Team Development and Selection Camps as well as Canada's Men's Under-18 Program. He also assisted Wayne Gretzky and Canada's management and coaching staff in player evaluations for Canada's 2006 Men's Olympic Hockey Team. During his four seasons with Hockey Canada, Mackasey won back-to-back World Junior gold medals (2005 and 2006) and two silver medals (2003 and 2004), overseeing player selection and operations of Canada's National Junior Team at the IIHF World Junior Championship. He also won two gold medals with Canada's National Under-18 Summer Team at the Junior World Cup (2004, 2005), a silver medal with Canada's National Under-18 Team at the World Championship in April of 2005 and a gold medal in 2003.

Prior to joining Hockey Canada, Mackasey was a member of the Phoenix Coyotes' scouting staff for six seasons (1996-2002). He spent three seasons as a Head Coach in the Quebec Major Junior Hockey League with the Granby Bisons (1993-94) and the Drummondville Voltigeurs (1994-96). Mackasey appeared in one NHL game with the Toronto Maple Leafs during the 1976-77 season. He also played minor league baseball in the Montreal Expos organization with the likes of Ellis Valentine and Gary Carter.

Mackasey and his wife, Debbie, have four children, Andrea, Blair Jr., Erin and Dave. The family resides in Beaconsfield, Que.



BRAD BOMBARDIR

DIRECTOR OF PLAYER DEVELOPMENT

Brad Bombardir is in his sixth season as the Minnesota Wild's Director of Player Development. He is responsible for evaluating prospects in the Wild organization and implementing programs to help continue their development.

Bombardir also serves as Senior Director of Community Relations for the organization and supports a wide variety of the organization's community partnership initiatives including the promotion and support of Minnesota Hockey, the Hobey Baker Foundation, the Boys' and Girls' High School Hockey Coaches Associations and the Minnesota Minute Men. Along with these responsibilities, he represents the organization at various community events, is actively engaged in the charitable interests of the Minnesota Wild and is Vice Chair of the Minnesota Wild Foundation.

Bombardir was acquired by Minnesota in a trade with the New Jersey Devils in June of 2000. The Powell River, B.C., native was a member of the franchise's inaugural team and played a total of 212 games in a Wild sweater. During his run in Minnesota, he was named the monthly captain a franchise-record seven times. Bombardir also played an active role in all of the team's community relations affairs, making appearances at schools and hospitals, along with participating in the organization's charitable activities.

Originally drafted by the Devils in the third round of the 1990 NHL Entry Draft, he recorded 54 points (8-46=54) in 356 games during seven years in the NHL with New Jersey, Minnesota and Nashville. He made his NHL debut with the Devils during the 1997-98 campaign, and captured a Stanley Cup Championship in his third season with New Jersey in 2000. Bombardir played four years at the University of North Dakota (1990-94) and spent three seasons (1994-97) with Albany of the American Hockey League, and helped the River Rats win the 1995 Calder Cup.

He and his wife, Heather, reside with their three children in Woodbury.



RICHARD PARK

PLAYER DEVELOPMENT COACH

Richard Park is in his second season as Player Development Coach for the Minnesota Wild after being named to the position on Oct. 14, 2014. He is responsible for working with and assisting in the development of players with the Iowa Wild in the American Hockey League (AHL). Park, the second South Korean native to play in the National Hockey League (NHL), also serves as the Assistant Director/Assistant Coach for the Korea Ice Hockey Association's 2018 Men's Olympic Team.

He recorded 241 points (102-139=241) and 266 penalty minutes (PIM) in 738 career NHL games during 14 seasons with Pittsburgh, Anaheim, Philadelphia, Minnesota, Vancouver and the New York Islanders. The forward also skated in 40 career NHL playoff games, including 18 with the

Wild in 2002-03 when the team advanced to the Western Conference Final. Internationally, Park represented the United States on eight separate occasions including two World Junior Championships (1994 and 1995) and four World Championships (2002, 2004, 2005 and 2006), helping the American squad win a bronze medal at the 2004 World Championship in Prague.

The native of Seoul, South Korea, tallied 74 points (37-37=74) in 217 games during three seasons with Minnesota (2001-04). Park concluded a 19-year career after playing two seasons for Ambri-Piotta in the Swiss League (2012-14). He was originally selected by Pittsburgh in the second round (50th overall) of the 1994 NHL Entry Draft.

He has his wife, Devyn, have two children, Preston and Olivia, and reside in Los Angeles.



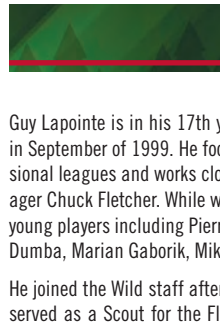
FREDERIC CHABOT

GOALTENDING DEVELOPMENT COACH

Frederic Chabot was named Minnesota Wild Goaltending Development Coach on Sept. 3, 2015. He works with goalie prospects throughout the organization, including goaltenders playing for the Iowa Wild in the American Hockey League (AHL). The former NHL netminder joined the Wild after serving as the goaltending coach for the Edmonton Oilers (2009-14). Prior to joining the Oilers, he served as a Goaltending Consultant with Hockey Canada and its National Junior Team, helping Canada win a gold medal at the 2009 World Junior Championship. Chabot was also an instructor at Hockey Canada's Program of Excellence Goaltending Camp for three years (2007-09). The native of Hebertville-Station, Que., worked as a Goaltending Consultant with Berlin (DEL) in 2008-09, capturing the league championship with the Ice Bears. Chabot also worked with AIK Stockholm (SWE-2) from 2007-09, overseeing goaltending for the entire organization.

Chabot played 17 seasons of professional hockey (1989-2006) and appeared in a total of 32 NHL contests with the Montreal Canadiens, Los Angeles Kings and Philadelphia Flyers. He spent a majority of his career in the International Hockey League (IHL) winning the Turner Cup with the Houston Aeros in 1998-99 and was named the IHL's Most Valuable Player and Top Goaltender in 1999-2000 after going 36-19-7 with a 2.13 GAA and a .920 SV% in 62 games with Aeros. Chabot was also named best goaltender in the AHL in 1993-94, MVP of the IHL in 1996-97 and best goaltender in the German League in 2002-03. He was originally drafted by the New Jersey Devils in the 10th round (192nd overall) of the 1986 NHL Entry Draft.

He and his wife, Suzanne, have a son, Gabriel, and reside in Quebec City.



GUY LAPOINTE

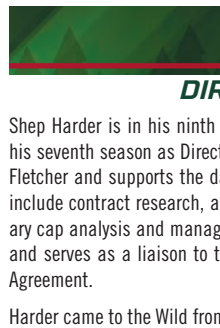
CHIEF OF AMATEUR SCOUTING

Guy Lapointe is in his 17th year as Chief of Amateur Scouting after joining the Minnesota Wild in September of 1999. He focuses on scouting and evaluating talent in all amateur and professional leagues and works closely with Assistant General Manager Brent Flahr and General Manager Chuck Fletcher. While working with the organization, Lapointe has aided in the selection of young players including Pierre-Marc Bouchard, Jonas Brodin, Brent Burns, Cal Clutterbuck, Matt Dumba, Marian Gaborik, Mikael Granlund, Mikko Koivu and Nick Schultz.

He joined the Wild staff after spending nine years (1990-99) with the Calgary Flames. Lapointe served as a Scout for the Flames for seven seasons (1990-95, 1997-99) and as an Assistant Coach for two seasons (1995-97). Prior to his tenure with Calgary, he held the position of Assistant Coach for five seasons (1984-85, 1987-90) with the Quebec Nordiques (Colorado Avalanche). The Montreal native also served two seasons (1985-87) as General Manager and Head Coach of the Longueuil Chevaliers of the Quebec Major Junior Hockey League.

As a player, Lapointe played 16 NHL seasons (1968-84) and was a member of six Stanley Cup Championship teams with the Montreal Canadiens. He also played a key role for Team Canada at the historic 1972 Summit Series against the Soviets, was a member of the 1976 Canada Cup championship team and represented the NHL in the 1979 Challenge Cup against the Soviets. The four-time NHL All-Star was elected to the Hockey Hall of Fame in 1993 and had his No. 5 retired by the Canadiens on Nov. 8, 2014.

He currently resides in St. Lazare, Que., with his wife, Louise. Lapointe has three grown children, Guy Jr., Stephanie and Jordan, and six grandchildren.



SHEP HARDER

DIRECTOR OF HOCKEY ADMINISTRATION

Shep Harder is in his ninth season in the Minnesota Wild hockey operations department, and his seventh season as Director of Hockey Administration. He reports to General Manager Chuck Fletcher and supports the day-to-day operations of the Club. Harder's primary responsibilities include contract research, analysis and negotiations, scouting and player evaluation, and salary cap analysis and management. He also maintains the Wild's proprietary database systems and serves as a liaison to the NHL regarding matters pertaining to the Collective Bargaining Agreement.

Harder came to the Wild from the University of Massachusetts-Amherst, where he received dual Masters' degrees (MBA/MS) while also serving as the Graduate Assistant for the University of Massachusetts Minutemen (Hockey East). Prior to pursuing his graduate studies, Harder worked in the private sector for an open outcry options trading firm before returning to hockey in 2003-04 as an Assistant Coach at his undergraduate alma mater, Colgate University. From 2004-06, he also served as a goaltender coach and team leader at USA Hockey's U-20 National Junior Player Evaluation Camp in Lake Placid, N.Y.

The Wayzata, Minn., native played four seasons of NCAA Division I hockey at Colgate University (1996-2000). Following college, he played one season of professional hockey.

Harder and his wife, Emily, reside in Wayzata, with their son, Colton.





ANDREW HEYDT

TEAM OPERATIONS MANAGER

Andrew Heydt was named Team Operations Manager for the Minnesota Wild in January of 2015. He oversees all aspects of team travel and assists in player relations for the organization.

Before joining the Wild, Heydt spent the previous five years working in Major League Baseball including two seasons as Coordinator, Player Relations and Media Service with the Minnesota Twins (2013-14), two seasons as Communications Coordinator for the Tampa Bay Rays (2011-12) and served as a Baseball Communications intern with the Twins in 2010. He also served as a part-time intern with the National Football League's Minnesota Vikings public relations department during the 2009 season.

A native of Hayfield, Minn., Heydt graduated from Minnesota State, Mankato where he majored in Communications and served as a communications intern for Mavericks athletics working with their Division-I hockey program. He currently resides in Plymouth.



JONAS PLUMB

VIDEO COACH

Jonas Plumb is in his fifth season with the Minnesota Wild. He is in charge of organizing the team's video requirements during the season.

Prior to joining the Wild, Plumb worked for Hockey Canada in 2010-11, preparing video for various men's and women's tournaments and worked alongside Mark Messier and Guy Carboneau. Plumb worked for the Swedish men's hockey team at the 2010 Winter Olympics and the National Hockey League's Washington Capitals in the 2008-09 season. He has also spent time with the Western Hockey League's (WHL) Vancouver Giants, where he helped the team win the 2007 Memorial Cup and the 2006 WHL Championship.




BEN RESNICK

MANAGER OF HOCKEY ADMINISTRATION

Ben Resnick is in his fourth season in the Minnesota Wild hockey operations department. He helps support the day-to-day operations of the team including data analysis, compliance and research.

A native of Pittsburgh, Pa., Resnick graduated summa cum laude from Syracuse University with a dual degree in Broadcast Journalism and Economics. He also has a master's degree in Economics from the University of Pennsylvania.

Resnick resides in Saint Paul.



TOM MINTON

VIDEO SCOUTING COORDINATOR

Tom Minton serves as Video Scouting Coordinator for the Minnesota Wild after being named to the position in March of 2015. The Philadelphia, Pa. native coordinates video scouting of draft prospects and Wild prospects and assists with the day-to-day functions of the Hockey Operations department.

A graduate of Saint Joseph's University, Minton spent two years with USA Hockey's National Team Development Program (NTDP) serving as the Brendan Burke intern (2013-14) and a scout (2014-15), before joining the Wild. Prior to his time with the NTDP, he worked as a volunteer assistant and video coordinator for Neumann University's ECAC West Championship team during the 2012-13 season. Minton began working for USA Hockey at the district level as a player development coach in 2010 and has coached and scouted for collegiate, junior, and international teams.

He and his wife, Emily, reside in Saint Paul.



AMATEUR SCOUTS



Marc Chamard



Craig Channell



Paul Charles



Brian Fortin



Christopher Hamel



Brian Hunter



Martin Nanne



Frank Neal



Ernie Vargas



Darren Yopyk

EUROPEAN SCOUTS



Ricard Persson



Pavel Routa

PRO SCOUTS



Jamie Hislop



Chris Kelleher

HOCKEY OPERATIONS STAFF



Cindy Sweiger
Hockey Operations
Administrator



COACHING STAFF



MIKE YEO

HEAD COACH

Mike Yeo was named the Minnesota Wild's third Head Coach on June 17, 2011 and has led the Wild to the Stanley Cup Playoffs each of the last three seasons after a five-year absence. Minnesota has posted a record of 150-110-34 (.568) during his four seasons as Head Coach. The Wild's 100 points in 2014-15 was the second-highest total in franchise history. Yeo helped lead the Wild's previous primary affiliate, the Houston Aeros, to a 46-28-1-5 record and the Calder Cup Final in his first season as a Head Coach in 2010-11. Houston led the Western Conference and ranked third in the AHL with 46 regular season wins after it did not qualify for the playoffs in 2010.

Prior to being named the Aeros Head Coach, Yeo served as an Assistant Coach with the Pittsburgh Penguins (2005-10). During his tenure in Pittsburgh, the Penguins claimed the 2007-08 Atlantic Division title, advanced to the Stanley Cup Finals twice and won the 2009 Stanley Cup Championship. He joined the Penguins coaching staff when Michel Therrien was named Head Coach on Dec. 15, 2005. During his first full season in 2006-07, Yeo helped the Penguins to a 47-point improvement from the previous season, the fourth-largest turnaround from one season to the next in NHL history. In his second season, he helped lead the Penguins to the Stanley Cup Final for the first time since the 1992 season. Yeo remained on staff in Pittsburgh during the 2008-09 season after Dan Bylsma replaced Therrien on Feb. 15, 2009, and the Penguins went on to win the Stanley Cup.

He began his coaching career as an Assistant Coach with the Penguins' top minor-league affiliate in Wilkes-Barre/Scranton (2000-05). Yeo helped the Penguins earn a Western Conference title (2001), an Eastern Conference title (2005) and two appearances in the Calder Cup Final (2001, 2004). In 2005, Wilkes-Barre/Scranton set an AHL record for the best start to a season by boasting a 21-1-2-1 record with 15 straight road wins before Yeo was promoted to Pittsburgh.

The left wing played five seasons with the Aeros (1994-99) and accumulated 127 points (55-72=127) and 511 penalty minutes (PIM) in 317 games. The native of North Bay, Ont., served as captain of Houston's 1999 Turner Cup Championship team. He played 19 games for Wilkes-Barre/Scranton in 1999-2000 before suffering a career-ending knee injury.

Yeo and his wife, Tanya, have a daughter, Braeden, and a son, Kyler.

YEO'S COACHING RECORD

YEAR	TEAM (LEAGUE)	REGULAR SEASON						PLAYOFFS			
		G	W	L	OT	PTS	PCT	G	W	L	PCT
2000-01	Wilkes-Barre/Scranton – Assistant Coach (AHL)	80	36	33	11	83	0.52	21	13	8	0.62
2001-02	Wilkes-Barre/Scranton – Assistant Coach (AHL)	80	20	44	16	56	0.35	—	—	—	—
2002-03	Wilkes-Barre/Scranton – Assistant Coach (AHL)	80	36	32	12	84	0.53	5	1	4	0.20
2003-04	Wilkes-Barre/Scranton – Assistant Coach (AHL)	80	34	28	18	86	0.54	24	12	12	0.50
2004-05	Wilkes-Barre/Scranton – Assistant Coach (AHL)	80	39	27	14	92	0.58	11	5	6	0.45
2005-06	Wilkes-Barre/Scranton – Assistant Coach (AHL)	80	51	18	11	113	0.71	11	4	7	0.36
2006-07	PITTSBURGH – Assistant Coach (NHL)	82	47	24	11	105	0.57	5	1	4	0.20
2007-08	PITTSBURGH – Assistant Coach (NHL)	82	47	27	8	102	0.57	20	14	6	0.70
2008-09	PITTSBURGH – Assistant Coach (NHL)	82	45	28	9	99	0.55	24	16	8	0.67
2009-10	PITTSBURGH – Assistant Coach (NHL)	82	47	28	7	101	0.57	13	7	6	0.54
2010-11	Houston – Head Coach (AHL)	80	46	28	6	98	0.61	24	14	10	0.58
2011-12	MINNESOTA – Head Coach (NHL)	82	35	36	11	81	0.49	—	—	—	—
2012-13	MINNESOTA – Head Coach (NHL)	48	26	19	3	55	0.57	5	1	4	0.20
2013-14	MINNESOTA – Head Coach (NHL)	82	43	27	12	98	0.59	13	6	7	0.46
2014-15	MINNESOTA – Head Coach (NHL)	82	46	28	8	100	0.61	10	4	6	0.40
Head Coach Totals (NHL)		294	150	110	34	334	0.57	28	11	17	0.39
Head Coach Totals (AHL)		80	46	28	6	98	0.61	24	14	10	0.58
Assistant Coach Totals (NHL)		328	186	107	35	407	0.56	62	38	24	0.52
Assistant Coach Totals (AHL)		480	216	182	82	514	0.53	72	35	37	0.42

COACHING STAFF



RICK WILSON

ASSISTANT COACH

Rick Wilson is in his sixth season as an Assistant Coach with the Minnesota Wild.

Wilson spent the 2009-10 season as Associate Coach with the Tampa Bay Lightning. Prior to that, he served 16 seasons (1992-2009) as an Assistant and Associate Coach with the Stars franchise, winning a Stanley Cup with Dallas in 1999. During his tenure with the club, Wilson helped lead the team to seven division titles, two Western Conference championships and two Presidents' Trophies.

He served as Associate Coach for his final six seasons (2002-09) with the Stars, focusing on the team's defense and penalty kill. Under Wilson's guidance the Stars finished in the top three for fewest goals against in the NHL during the 2007-08, 2006-07, 2003-04 and 2002-03 seasons. Before being named Associate Coach, Wilson held the position of Assistant Coach with the Stars for 10 seasons (1992-2002), joining the club for the 1992-93 campaign in Minnesota. He served as interim Head Coach for 32 games during the 2001-02 campaign.

Wilson joined the Stars after coaching in Los Angeles for three seasons (1989-92). He served as an Assistant Coach with the New York Islanders for one year (1988-89) and was also an assistant on Canada's National Junior Team that same year. Prior to his time with the Islanders, Wilson spent eight years (1980-88) with Prince Albert of the Western Hockey League where he helped lead the team to a Memorial Cup Championship in 1985. During his last two seasons in Prince Albert, he served as Head Coach and General Manager. Wilson began his coaching career as an Assistant Coach with the University of North Dakota from 1978-80 and was part of the Fighting Sioux's 1980 NCAA championship team.

A native of Prince Albert, Sask., Wilson was drafted by Montreal with the 66th overall selection in the 1970 NHL Amateur Draft and spent four seasons (1973-77) in the NHL as a defenseman for Montreal, St. Louis, and Detroit. During his NHL career, he amassed 32 points (6-26=32) in 239 games.

He and his wife, Carol, are the parents of four children: Landon, Brooke, Barrett, and Brittany. Rick and his wife reside in St. Paul.



DARRYL SYDOR

ASSISTANT COACH

Darryl Sydor is in his fifth season as an Assistant Coach with the Minnesota Wild.

Sydor served as an Assistant Coach for Mike Yeo with the Houston Aeros of the American Hockey League (AHL) in 2010-11. In his first season as a professional coach, the Aeros went 46-28-1-5 and advanced to the Calder Cup Final after not qualifying for the playoffs in 2010.

Sydor played 18 seasons in the NHL, collecting 507 points (98-409=507), including 234 on the power play (43-191=234) and 755 penalty minutes (PIM) in 1,291 games with Los Angeles, Dallas, Columbus, Tampa Bay, Pittsburgh and St. Louis. His games played total ranks 18th all-time by a NHL defenseman. Sydor made 11 appearances in the playoffs and recorded 56 points (9-47=56) in 155 postseason games. He advanced to the Stanley Cup Finals with Los Angeles in his first full season in the NHL (1992-93) and won a Stanley Cup with the Stars in 1999 and the Lightning in 2004. Sydor also won a Memorial Cup with the Kamloops Blazers in 1992. He was originally selected by the Kings with the seventh overall pick in the 1990 NHL Entry Draft.

The native of Edmonton, Alta., appeared in two NHL All-Star Games (1998, 1999) and retired following the 2009-10 season.

Sydor and his wife, Sharlene, have four children – twins Parker and Braden, and Dylan and Cooper.





COACHING STAFF



DARBY HENDRICKSON

ASSISTANT COACH

Darby Hendrickson is in his sixth season as an Assistant Coach with the Minnesota Wild.

Hendrickson was an original member of the Wild and one of the most popular players in team history, playing four seasons (2000-04) and scoring the team's first goal at Xcel Energy Center on Oct. 11, 2000 vs. Philadelphia. The Richfield, Minn., native posted 60 points (29-31=60) in 182 regular season games with the Wild. He appeared in 17 playoff matches with Minnesota in 2003 and recorded five points (2-3=5) including the game-winning goal in Game 7 of the Western Conference Semifinal at Vancouver on May 8, 2003. Hendrickson also skated with Toronto, the New York Islanders, Vancouver and Colorado, posting 129 points (65-64=129) and 370 penalty minutes (PIM) in 518 NHL games in parts of 10 NHL seasons.

He played for the University of Minnesota for two seasons (1991-93) after earning the 1991 Minnesota Mr. Hockey Award while playing for Richfield High School and was a member of the 1994 United States Olympic Team. Prior to joining the Wild, Hendrickson served as a studio analyst for FOX Sports North and an analyst for KSTC-TV, Channel 45's coverage of the state high school hockey tournament, as well as a National Hockey League Players' Association (NHLPA) Northwest Division Representative.

He and his wife, Dana, are the parents of four children: Mason, Addison, Beckett and Rennick.



ANDREW BRUNETTE

ASSISTANT COACH

Andrew Brunette is in his second season as an Assistant Coach for the Minnesota Wild after being named Hockey Operations Advisor by the organization on Feb. 13, 2013.

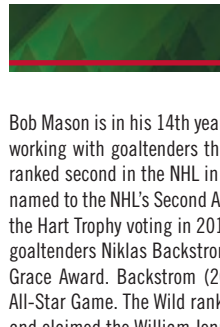
Brunette collected 733 points (268-465=733), including 114 power-play goals and 32 game-winning goals, as well as 314 penalty minutes (PIM) in 1,110 games during his 16-year career in the National Hockey League (NHL). From 1998-99 thru 2011-12, he played in 1,048 regular season games, the most of any NHL player during that time. Brunette appeared in his 1,000th career NHL game as a member of the Wild on Feb. 1, 2011 vs. Los Angeles.

In six seasons with Minnesota (2001-04, 2008-11), the native of Sudbury, Ont., compiled 321 points (119-202=321) in 489 contests. Brunette ranks second in franchise history in power-play goals (55), third in goals, fourth in points and assists and fifth in game-winning goals (16) and games played. He tallied 35 points (17-18=35) in 49 playoff matches and scored the overtime goal in Game 7 of the 2003 Western Conference Quarterfinal against the Colorado Avalanche on April 22, 2003, to clinch the Wild's first playoff series win.

Brunette was originally selected by Washington in the seventh round (174th overall) of the 1993 NHL Entry Draft and made his NHL debut with the Capitals on Jan. 17, 1996 at Chicago. He spent parts of three seasons in Washington (1995-98), one with the Nashville Predators where he scored the first goal in franchise history (1998-99), two with the Atlanta Thrashers (1999-2001) and three with the Colorado Avalanche (2005-08) before finishing his playing career with the Chicago Blackhawks (2011-12).

He and his wife, Lorie, reside in Lake Elmo, with their golden retriever, Simon.

COACHING STAFF



BOB MASON

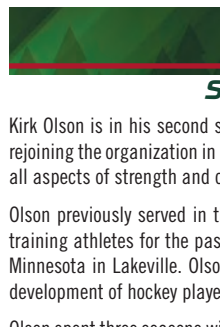
GOALTENDING COACH

Bob Mason is in his 14th year as Goaltending Coach for the Minnesota Wild. He is responsible for working with goaltenders throughout the Wild organization. Under his tutelage, Devan Dubnyk ranked second in the NHL in goals-against average (GAA) and save percentage (SV%) and was named to the NHL's Second All-Star Team, finished third in the Vezina Trophy voting and fourth in the Hart Trophy voting in 2014-15. Josh Harding led the NHL in GAA and SV% in 2013-14, while goaltenders Niklas Backstrom (2007) and Dwayne Roloson (2004) won the Roger Crozier Saving Grace Award. Backstrom (2009) and Roloson (2004) also represented Minnesota in the NHL All-Star Game. The Wild ranked first in the League in 2006-07 with a 2.20 GAA and a .922 SV% and claimed the William Jennings Trophy as the team allowed a league-low 191 goals against.

Mason also served as a Goaltending Consultant for the Atlanta Thrashers during its first two seasons of existence from 1999-2001. Prior to joining the Thrashers, he spent three seasons with the University of Minnesota as a volunteer Goaltender Coach. Mason played parts of eight seasons in the NHL with the Washington Capitals, Chicago Blackhawks, Quebec Nordiques and Vancouver Canucks.

He finished his NHL career with a 55-65-16 record and a 3.76 GAA in 145 games from 1984 to 1991. He also appeared in five Stanley Cup playoff games, posting a 2-3 record and a 1.95 GAA with Washington and Chicago. The native of International Falls, Minn., played two seasons at the University of Minnesota-Duluth and was a member of Team USA at the 1984 Olympics in Sarajevo, Yugoslavia.

Mason and his wife, Victoria, reside in Bloomington.



KIRK OLSON

STRENGTH AND CONDITIONING COACH

Kirk Olson is in his second stint as the Minnesota Wild Strength and Conditioning Coach after rejoining the organization in 2011. He is responsible for developing, implementing and executing all aspects of strength and conditioning throughout the Wild organization.

Olson previously served in the position for six seasons (2003-09). He has been coaching and training athletes for the past 19 years and has served as the general manager of Total Hockey Minnesota in Lakeville. Olson trained athletes in a private capacity, focusing primarily on the development of hockey players, before being hired by the Wild in 2003.

Olson spent three seasons with the National Football League's (NFL) Minnesota Vikings' Strength and Conditioning Staff. During his time with the Vikings, Olson also served as Head Strength and Conditioning Coach for the Amsterdam Admirals of NFL Europe.

In addition to his coaching endeavors, he has served as a consultant to several high school, college and university athletic programs. Olson is a graduate of the University of Minnesota and St. Cloud State University.



TRAINING & EQUIPMENT TEAM



TONY DaCOSTA

HEAD EQUIPMENT MANAGER

Tony DaCosta is in his 16th season as Head Equipment Manager for the Minnesota Wild. He oversees all of the club's equipment needs along with running the team's home dressing room at Xcel Energy Center.

Prior to joining the Wild, the Winnipeg, Man., native was a part of the Winnipeg/Phoenix Coyotes organization for more than 19 years. DaCosta started working for the Winnipeg Jets as a dressing room attendant and equipment manager for NHL teams visiting the Winnipeg Arena. He was promoted to Assistant Equipment Manager for the 1988-89 season. During that time, DaCosta gained invaluable knowledge and experience that helped him in his role as one of the Coyotes Equipment Managers, a position he held when the Jets moved to Phoenix in 1996.

He also served as Equipment Manager for the NHL All-Star Games in 1998 (Vancouver) and 2004 (Saint Paul) and held the same position with Team Canada at the 2001 World Championship in Germany and the 2009 World Championship in Switzerland.

He and his wife, June, have two daughters, Summer and Rylee.



DON FULLER

HEAD ATHLETIC THERAPIST

Don Fuller is in his 16th season as Head Athletic Therapist for the Minnesota Wild. He is responsible for the assessment and rehabilitation of all injuries, coordination of the Wild medical staff and administration of all therapy/medical procedures.

Fuller is a Certified Athletic Therapist in the Canadian Athletic Therapists' Association, a Certified Athletic Trainer in the National Athletic Trainers' Association and a certified Emergency Medical Technician. He also is a member of the Minnesota Athletic Trainers' Association, Professional Hockey Athletic Trainers' Society and the Minnesota Emergency Medical Services Regulatory Board.

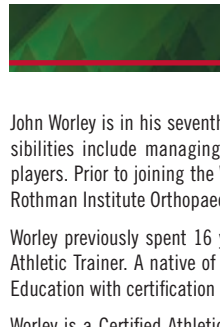
The London, Ont., native served as a member of the Canadian National Men's Hockey Team at the 2006 (Latvia), 2002 (Sweden) and 2000 (Russia) World Championships. Fuller was also the host therapist for the World Cup of Hockey played in Saint Paul in September of 2004. He has also held the position of Head Athletic Therapist for Canada's National Men's Hockey Team in 1999-2000. Prior to that, Fuller was the Head Athletic Therapist for the University of Victoria from 1994-99. He also worked as a therapist for the Canadian medical team at the 1996 Summer Olympic Games in Atlanta. Fuller was the Athletic Therapist for the Victoria Salsa of the British Columbia Junior Hockey League in 1998 and for the University of Toronto Varsity Blues men's hockey team in 1990-91.

He received a Bachelor of Physical Education degree from McMaster University in 1989, a diploma in Sports Injury Management from Sheridan College in 1991 and spent three years studying at the Canadian College of Osteopathy (1997-99, 2004-05). Fuller is a Minnesota State licensed EMT-B and is currently working on a Master of Science degree in Kinesiology.

He and his wife, Tina, have three daughters, Anna, Alison and Alaina. The family resides in Woodbury.



TRAINING & EQUIPMENT TEAM



JOHN WORLEY

ATHLETIC TRAINER

John Worley is in his seventh season as an Athletic Trainer for the Minnesota Wild. His responsibilities include managing player rehabilitation and the day-to-day medical needs of Wild players. Prior to joining the Wild, Worley served as Manager of Sports Medicine Services at the Rothman Institute Orthopaedics in Philadelphia, Pa., for five years.

Worley previously spent 16 years with the Philadelphia Flyers, including 10 seasons as Head Athletic Trainer. A native of Ridley Park, Pa., he graduated with a B.S. in Health and Physical Education with certification in Athletic Training from West Chester University in 1980.

Worley is a Certified Athletic Trainer through the National Athletic Trainers Association and is registered with the Minnesota Board of Medical Practice. He is a member of the Professional Hockey Athletic Trainers Society, and serves as the Assistant Western Conference representative to the Executive Board, as well as a professional member of the American College of Sports Medicine. Worley is also a Minnesota State licensed EMT-B.

He and his wife, Tracey, have two daughters, Taylor and Morgan.



TRAVIS GREEN

MASSAGE THERAPIST

Travis Green is in his ninth year with the Minnesota Wild as the team's Massage Therapist. His primary responsibilities include providing manual therapies to players and staff in order to prevent injuries from occurring and managing the rehabilitative process. In addition to his role as massage therapist, he works closely with the medical staff as an athletic trainer. Prior to serving the Minnesota Wild in a full-time role, Green served as a part-time assistant athletic trainer/massage therapist during the 2007-08 season.

In 2011, Green began working with USA Hockey in a supporting role as a massage therapist and athletic trainer. He served as the Massage Therapist for the IIHF Women's World Championship in Zurich, Switzerland where the U.S. won a third consecutive championship. Since that time he has served as the Athletic Trainer/Massage Therapist for several camps, international tournaments, and games.

Green is a Minnesota native and 1997 graduate of Bethel University with a B.A. in Athletic Training as well as a double minor in Health and Physical Education. He is a Certified Athletic Trainer through the National Athletic Trainers Association and is registered with the Minnesota Board of Medical Practice. He is also a member of the Professional Hockey Athletic Trainers Society. In 2005, Green completed his therapeutic bodywork/massage therapy degree from CenterPoint Massage School in Minneapolis. Green is a Full Body ART (Active Release Techniques) Provider, Level 1 Certified Fascial Stretch Therapist (CFST), and was a Certified Strength and Conditioning Specialist through the National Strength and Conditioning Association over a span of 10 years.

Green resides in Saint Paul and has two daughters, Sidney and Lauren, and a son, Ryan.





TRAINING & EQUIPMENT TEAM



RICK BRONWELL

ASSISTANT EQUIPMENT MANAGER

Rick Bronwell is in his sixth season as Assistant Equipment Manager with the Minnesota Wild. He is responsible for assisting Minnesota's equipment needs both at home and on the road, as well as locker room set-up and equipment repair.

Bronwell is a certified member of the Athletic Equipment Managers Association and spent the previous three seasons (2007-10) as Assistant Equipment Manager for the San Jose Sharks. Prior to that post, Bronwell spent five seasons as Head Equipment Manager for the Houston Aeros of the AHL (2002-07). A member of the Aeros 2003 Calder Cup Championship team, Bronwell also served as the Head Equipment Manager for Team Canada at the 2004 AHL All-Star Game. Before joining Houston, he was the Head Equipment Manager in 2001-02 for the Atlantic City Boardwalk Bullies of the ECHL. A native of Kansas City, Mo., Bronwell served as the Assistant Equipment Manager for the Kansas City Blades of the International Hockey League from 1996-2001 and served as a game night assistant on the staff from 1992-96.

He and his wife, Heather, have two daughters, Ashleigh and Addison.



MATT BENZ

ASSISTANT EQUIPMENT MANAGER

Matt Benz is in his 14th season as Assistant Equipment Manager for the Minnesota Wild. His responsibilities include supporting Minnesota's equipment needs at home, handling equipment transportation to and from the airport for both the Wild and visiting team, and taking care of the club's equipment needs for summer development camps and the Traverse City rookie tournament.

Benz assisted multiple teams during the 2004 World Cup of Hockey in Saint Paul, working with Team Russia during their training camp and Team Finland and Slovakia for their games at Xcel Energy Center.

Benz joined the Wild as a game night dressing room attendant in 2000-01 following a career in Sales and Marketing. The Saint Paul native attended Hill-Murray School in Maplewood and graduated from the University of St. Thomas.

He and his wife, Emily, have two daughters, Elena and Lily.

MEDICAL TEAM



SHELDON BURNS

MEDICAL DIRECTOR



Dr. Sheldon Burns is in his 15th year as Medical Director for the Minnesota Wild. His duties with the Wild include serving as Head Team Physician, coordinating medical care for players and staff and organizing the club's medical staff. Dr. Burns is a board certified specialist in Family Practice, Emergency Medicine and Sports Medicine.

Dr. Burns has served in official capacities at seven Olympic Games, two World Championships and three Goodwill Games, including working with the 1980 and 1984 Olympic hockey teams and the 1982 and 1983 United States World Championship hockey teams. He was the Team Physician for the 2008 United States Olympic Team in Beijing, China, and served in the same capacity for the United States at the 2004 Olympic Games in Athens, Greece. In 2007, Dr. Burns served as the Chief Medical Officer for the United States at the 24th International World University Games in Bangkok, Thailand, and was the Team Physician at the 2007 Tournament of Americas.

He also served as Deputy Commissioner of the International Olympic Committee's Medical Commission, which was responsible for all medical care at the Olympic Games in Atlanta, Sydney and Nagano. Dr. Burns is also the Medical Director of the NBA's Minnesota Timberwolves, the WNBA's Minnesota Lynx, and Team Physician for the NFL's Minnesota Vikings. He previously served as Medical Director for the NLL's Minnesota Swarm. His practice is at Edina Family Physicians.

Dr. Burns has lectured on sports medicine in Europe, Asia and North America and has been recognized nationally and internationally for his work. He is a Clinical Professor at the University of Minnesota medical school and is active in teaching sports medicine at the Minnesota Orthopedic Sports Medicine Institute and the TRIA Orthopaedic Center.

Born and raised in Grand Meadow, Minn., he received his undergraduate degree from Hamline University in Saint Paul and earned his medical degree in 1974 from the University of Minnesota Medical School.

DAN PETERSON

TEAM PHYSICIAN



Dr. Daniel Peterson is in his 15th year as a Team Physician for the Minnesota Wild. In addition to other associations, he is a member of the NHL Team Physician Society and the American Academy of Family Physicians.

Dr. Peterson is a board certified specialist in Family Medicine and Sports Medicine. A native of Mt. Iron, Minn., he also serves as an Assistant Physician for the Minnesota Vikings. Dr. Peterson has served as a Team Physician at the 2004 World Cup of Hockey and the 2004 NHL All-Star Game. He has worked in the same role with Macalester College teams since 1996, the Minnesota Swarm (2005-12), as well as at the World Figure Skating Championships, the Solheim Cup and U.S. Women's Open golf tournaments, and numerous football, basketball and tennis events.

After graduating from the University of Minnesota Medical School, Dr. Peterson completed his family practice residency and a sports medicine fellowship at the Hennepin County Medical Center.

In addition to his role with the Wild, Dr. Peterson is a family practice physician at Edina Family Physicians, PA, and has been named one of America's Top Family Doctors in recent years (2008-10).



MEDICAL TEAM



JOEL BOYD

ORTHOPEDIC SURGEON

Dr. Joel L. Boyd is in his 16th year with the Minnesota Wild as Orthopedic Surgeon. In addition to his role with the Wild, he also serves as a Physician at TRIA Orthopaedic Center in Bloomington.

Dr. Boyd has also served as Team Physician for the NFL's Minnesota Vikings and is a United States Olympic Team Physician. He worked as an Olympic Team Physician for the United States men's and women's hockey teams in Nagano, Japan in 1998 and as a National Team Physician with USA Hockey at World Championships in Switzerland, Sweden and Germany. Dr. Boyd previously held the role of Co-Medical Director for the International Hockey League's (IHL) Minnesota Moose.

He completed his undergraduate work and received a Master of Science degree from Bucknell University and graduated from Temple University medical school. Dr. Boyd completed his orthopedic training at the Cleveland Clinic Foundation and his fellowship training at the University of Western Ontario, Canada.



BRAD NELSON

ASSISTANT TEAM ORTHOPEDIC SURGEON

Dr. Brad Nelson is in his seventh year with the Minnesota Wild as Assistant Team Orthopedic Surgeon, specializing in shoulder and knee surgery. In addition to his duties with the Wild, he is an Associate Professor of Orthopedic Surgery at the University of Minnesota and also works at TRIA Orthopaedic Center in Bloomington.

Dr. Nelson has worked as the Team Physician for multiple USA Hockey teams and tournaments, including the U.S. National Team Development Program and the Under-18 World Championship camp. Over the past five years, he has also worked as the Team Physician for numerous sports teams at the University of Minnesota, including the men's and women's ice hockey programs.

A native of Appleton, Minn., Dr. Nelson graduated from the University of Minnesota Medical School and spent his residency at the University of Colorado. He went to the United States Military Academy for the West Point Sports Medicine Fellowship, where he was an Orthopedic Surgeon and Team Physician for the men's hockey, football, basketball and baseball teams.

Among other affiliations, Nelson is a member of the American Orthopedic Society for Sports Medicine and has written multiple research articles and book chapters.



WILD STAFF



WILD STAFF

WILD STAFF



Kayla Alexander
Suite Service & Premium
Operations Intern



Melissa Alicea
Box Office Manager,
Finance



Caitlin Anderson
Fan Relations
Senior Account Executive



Anette Andruss
Marketing Manager



Jeffrey Baidoo
Fan Relations
Account Executive



Amanda Dye
Receptionist,
317 on Rice Park



Jake Eichenberger
Suite Sales
Account Executive



Sarah Eikmeier
Digital Display Specialist



Katie Esselman
Fan Relations
Account Executive



Mark Fasching
Suite Sales Manager



Jonathan Ball
Senior Accountant



Jora Bart
Senior Manager, Digital,
Public & Media Relations
XEC, RC & RWA



Judy Bartoletti
Box Office Supervisor



Bryan Bellows
Senior Account Executive



Diane Bennis
Manager, Guest Relations



Rebecca Finlay
Lead Graphic Designer



Susan Forrest
Payroll Administrator



Zach Foster
Sales Manager,
RiverCentre



Matt Fujinaka
Senior Operations Manager



Katlyn Gambill
Digital and Social Media
Coordinator



Bill Berg
Retail Marketing
Coordinator



Matt Bergstrom
Business Analyst



Jessica Blum
Development Assistant,
Minnesota Wild Foundation



Matt Cambell
Security



Ian Carey
Security



Kyle Gardner
Store Manager, Xcel Energy
Center Hockey Lodge



Ryan Geris
Store Manager, Maplewood
Hockey Lodge



Roger Godin
Team Curator



Nellie Gosh
Coordinator, Marketing/
Advertising & Sales



Tim Groth
Partnership Activation
Coordinator



Emily Casey-Hare
Retail Sales Lead



Gabe Clendenen
Senior Sales Manager,
RiverCentre



Breanna Clifford
Senior Coordinator,
Community Relations



Molly Craig
Administrative Assistant,
Saint Paul RiverCentre



Hank Dolan
Manager, Production Facilities
Operations



Rachael Haave
Event Manager



Deb Hanson
Executive Assistant



Robert Hathaway
Mascot Coordinator



Ross Hollebon
Manager,
Digital Content



Taylor Horn
Fan Relations Account
Executive



WILD STAFF

WILD STAFF



Susan Hubbard
Director, Sales, Booking &
Office Administration



Bill Huepenbecker
Senior Director,
Planning and Public Affairs



Jeff Hunsaker
Account Executive



Stephanie Huseby
Executive Assistant



Jeremy Jacobs
Security



Josh Kielbasa
IT Generalist



Tim Kirschbaum
Season Ticket Benefits
Coordinator



Jeff Klein
Senior Operations
Managers



Kendall Koby
Fan Relations
Account Executive



Holly Koski
Partnership Activation
Specialist



Nate Jacobson
Security Manager



Rick Jacobson
IT Generalist



Alena Jasinski
Account Executive,
New Business Development



Denise Jenkins
Payroll Accountant



Jared Jenkins
Premium Seating Account
Executive



Missy Krohn
Retail Sales Lead



Ryan Kronebusch
Premium Seating
Senior Account Executive



Luke Krueger
Assistant
Operations Managers



Mitch Krueger
Manager,
Retail Warehouse



Arthur Kuh
Video Animation Editor



Jon Johansen
Box Office Supervisor



Bridget Johnson
Marketing Manager



Corey Johnson
Account Executive,
New Business Development



Keri Johnson
Senior Manager, Guest Service &
Premium Operations



Rachael Johnson
Director, Guest Service &
Premium Operations



Maggie Kukar
Manager, Broadcasting
and Production



Danielle Labine
Fan Relations
Account Executive



Travis Larson
Ice Operations and
Event Manager



Monica Laurent
Director, Human Resources
and Organizational
Development



Pat Lealos
Event Manager



Tyler Johnson
Fan Relations Account
Executive



Bjorn Kadlec
Senior Business Analyst



Elena Katorosz
Sales and Service Intern



Tim Kauppi
Accounting Manager



Melissa Keller
Lead Ticket Seller



Rachel Link
Human Resources
Generalist



Erika Lone
Corporate Fulfillment
Coordinator



Paul Loomis
Manager,
Game Presentation



Paige Lucking
Event Floor Manager



Sadie Lundquist
Fan Relations
Account Executive



WILD STAFF

WILD STAFF



Stephanie Lundquist
Staff Accountant



Chris Malek
Account Executive,
New Business Development



Steve Mann
Director, Strategic
Business Initiatives



Kelly McGrath
Director, Sales & Marketing,
Xcel Energy Center



Erica McKenzie
Manager, Fan Relations



Brenda Reeves
Staff Accountant



Karen Reisinger
Coordinator, Group Sales



Sharon Roberts
Administrator,
Special Projects



Kathy Ross
Senior Director, Strategic
Communications



Steve Ruane
Security



Ellen McNair
Coordinator, Digital,
Public & Media Relations
XEC, RC & RWA



Kristina Meier
Director,
Ticket Operations



Jennifer Meyers
Senior Buyer



Trent Michaels
Account Executive



Brett Miller
Ticket Operations
Business Analyst



Scott Sarkis
Senior Manager,
Retail Operations



Matt Sayre
Senior Account Executive,
New Business Development



Rachel Scholdt
Executive Director,
Minnesota Wild Foundation



Ryan Scholdt
Guest Service Attendant,
317 on Rice Park



Sarah Scinto
Sales and Service Intern



Matt Minnichoffer
Manager, Web and
Creative Services



Tina Misenor
Event Manager



Christine Moore
Receptionist,
317 on Rice Park



Erin Nanne
Coordinator, Community
Relations



Valerie Odegaard
Accounts Receivables
Administrator



Kate Setley
Director, Event Management &
RiverCentre Marketing



Trevor Shannon
Controller



Josh Siskin
Paralegal



Ed Souter
Senior Manager,
Partnership Activation



Evan Sporer
Coordinator, Digital
Content



Bree Oslin
Manager, Suite Service &
Premium Operations



Wayne Petersen
Director,
Marketing Partnerships



Dustin Peterson
Coordinator,
Production Services



Elizabeth Peterson
Administrative & Marketing
Assistant, Xcel Energy Center



Joseph Prelgo
Security



Jason Stern
Senior Manager,
New Business Development



Mark Stoffel
Senior Director,
Operations



Allison Thompson
Graphic Designer



Alyson Titus
Retail Sales Lead



Micki Tschida
Senior Box Office Manager,
Operations



WILD STAFF



Brandon Tucker
Event Manager



Maranda Tufte
Retail Invoice Clerk



Chris Turns
Director, Ticket Operations
& Business Analytics



Jim Vanek
Manager, Events



Katie Vannelli
Interactive Designer,
Email Marketing Specialist



Mike Vevea
Senior IT Manager



Tawnya Vidnovic
Administrative Assistant



Wes Walz
Studio Analyst



Lindsay Weier
Account Executive,
New Business Development



Tera Welch
Coordinator, Suite Service
& Premium Operations



Bryce Wilkerson
Intern,
Events & Promotions



Lynn Williams
Retail Sales Lead



Sandra Willson
Accounts Payable
Administrator



Tim Wolfram
Senior Facility Manager



Samantha Zastrow
Event Manager



THE PLAYERS



NIKLAS
BACKSTROM

32
GOALTENDER

Catches: Left
Ht: 6-2 • Wt: 192
Born: 2/13/78
Helsinki, FIN



2014-15 HIGHLIGHTS

- Made season-high 34 saves in 5-3 loss at CHI (12/16).
- Appeared in 400th career game vs. NYI (12/9).
- Earned win stopping 25-of-26 shots faced in relief vs. BUF (11/13).
- Made 25 saves at BOS (10/28) for first win since 1/9/14.
- Stopped 14-of-16 shots at LA (10/19) in first start since 1/11/14 vs. COL.

CAREER

- Wild franchise leader in wins, shutouts, home shutouts (18), games played, starts (391) and minutes played, ranks fifth all-time in GAA and SV%.
- Missed 29 games due to injury in 2013-14. Underwent successful core muscle surgery (3/25/14) and missed remainder of season.
- Tied for the NHL lead with 24 wins in 2012-13. Started 27 of the last 28 games of season including final 15 contests.
- Posted career-best and franchise-record eight-game win streak (3/14-3/31/13, 2.46 GAA, .922 SV%).
- Made career-high 48 saves in 2-0 win vs. BOS (2/19/12), setting franchise record for saves in a shutout.
- Recorded personal-best shutout streak of 157:44, 1/25-2/5/11.
- Played in 2009 NHL All-Star Game, stopping 17-of-21 shots faced in second period.
- Finalist for the 2009 Vezina Trophy after ranking second in the NHL in saves, third in GAA, shutouts and games played, fourth in SV% and fifth in wins.
- Started career-best 20 straight games 3/3-4/10/09 (9-6-4, 2.58 GAA, .918 SV%, two shutouts).
- Set franchise records for single-season wins (37), games played (71), shutouts (8), saves (1,900) and minutes played (4,088) in 2008-09.
- Ranked first in the NHL with a 1.97 GAA and a .929 SV% in 41 games, teaming with Manny Fernandez to win 2006-07 William Jennings Trophy as the Wild allowed a league-low 191 goals.
- Played 18 games (15-0-2) between regulation losses 3/8/06-10/21/07.
- Became first goalie in the modern NHL era (since 1943) to post two career wins in zero career starts in 2006-07.
- Represented Finland at 2010 Olympics (bronze), 2006 Olympics (silver), 2006 World Championship (bronze), 2008 and 2005 World Championships.
- Named Finnish Elite League Goaltender of the Year and Playoff MVP in 2003-04, and ranked first in the league with a career-low 1.68 GAA in 2005-06.
- Led Karpat Oulu to back-to-back Finnish Elite League Championships in 2003-04 and 2004-05.

CAREER TRANSACTIONS

- Signed by Minnesota as a free agent, June 1, 2006.
- Signed through 2015-16. Becomes an unrestricted free agent 2016-17.

PERSONAL

- Fan of Manchester United.
- Likes hard rock, especially Foo Fighters and Metallica.
- Enjoys playing tennis and soccer.
- During the Wild's inaugural season in 2000-01: Played hockey for SaiPa in Finland.

BACKSTROM'S CAREER HIGHLIGHTS

Saves, Game: 48 – vs. BOS, 2/19/12

Shots Faced, Game: 51 – vs. DET, 12/22/07

Goals Allowed, Game: 7 – at COL, 11/27/10

Consecutive Starts: 20g – 3/3-4/10/09

Winning Streak: 8g – 3/14-3/30/14

Point Streak: 8g – two times

Losing Streak: 8g – 11/25-12/27/13

Shutout Streak: 157:44 (1/25-2/5/11)

Shutouts: 28 – last, vs. SJ 3/23/13

Career Shutout Record: 23-34 (106/188, .564 SV%)

BACKSTROM VS. NHL

TEAM	GP	W-L-OT	GAA	SHO	SV%	TEAM	GP	W-L-OT	GAA	SHO	SV%	TEAM	GP	W-L-OT	GAA	SHO	SV%
ANA	17	8-7-1	2.50	1	0.913	DET	11	2-4-3	3.11	0	0.915	OTT	4	0-2-1	3.47	0	0.875
ARI	25	15-10-0	2.16	3	0.930	EDM	32	25-4-1	1.91	4	0.928	PHI	5	1-4-0	3.58	0	0.872
BOS	7	5-0-2	1.55	2	0.948	FLA	7	6-0-1	1.81	0	0.944	PIT	6	3-3-0	3.38	0	0.897
BUF	3	2-0-1	2.07	0	0.914	LA	22	8-7-4	2.31	2	0.913	SJ	22	6-13-3	3.07	2	0.907
CAR	7	3-1-2	2.62	0	0.913	MIN	–	–	–	–	–	STL	17	6-9-2	2.74	1	0.897
CGY	36	16-11-5	1.92	5	0.930	MTL	4	1-1-0	3.10	0	0.905	TB	7	5-1-1	1.68	1	0.945
CHI	20	6-12-1	2.96	1	0.908	NJ	4	1-2-1	4.11	0	0.840	TOR	5	2-2-0	2.39	0	0.917
CBJ	20	11-6-2	2.21	1	0.923	NSH	18	9-6-2	2.76	0	0.907	VAN	33	13-13-6	2.63	1	0.908
COL	34	24-7-3	2.25	4	0.924	NYI	8	5-2-1	2.42	0	0.908	WAS	4	3-1-0	2.75	0	0.896
DAL	18	5-7-5	2.92	0	0.891	NYR	4	1-3-0	3.29	0	0.888	WPG	9	2-4-2	2.99	0	0.897

BACKSTROM'S PROFESSIONAL CAREER

SEASON	TEAM	LEAGUE	GP	W	L	OT	GA	GAA	SV	SV%	SO	MIN
2006-07	MINNESOTA	NHL	41	23	8	6	73	1.97	955	.929	5	2,226
2007-08	MINNESOTA	NHL	58	33	13	8	131	2.31	1,498	.920	4	3,408
2008-09	MINNESOTA	NHL	71	37	24	8	159	2.33	1,950	.923	8	4,088
2009-10	MINNESOTA	NHL	60	26	23	8	158	2.72	1,474	.903	2	3,489
2010-11	MINNESOTA	NHL	51	22	23	5	132	2.66	1,434	.916	3	2,978
2011-12	MINNESOTA	NHL	46	19	18	7	105	2.43	1,194	.919	4	2,590
2012-13	MINNESOTA	NHL	42	24	15	3	98	2.48	974	.909	2	2,368
2013-14	MINNESOTA	NHL	21	5	11	2	55	3.02	491	.899	0	1,094
2014-15	MINNESOTA	NHL	19	5	7	3	51	3.04	401	.887	0	1,005
WILD/NHL TOTALS			409	194	142	50	962	2.48	10,321	.915	28	23,248

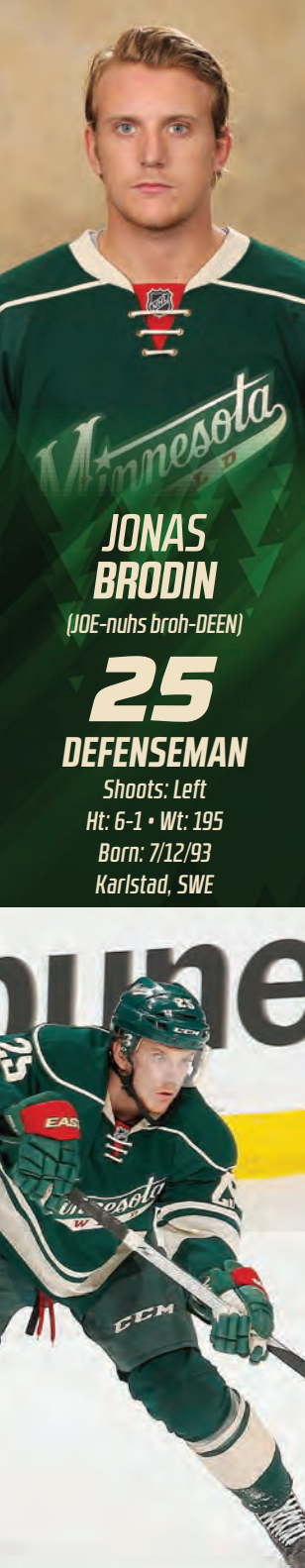
BACKSTROM'S PROFESSIONAL PLAYOFF CAREER

SEASON	TEAM	LEAGUE	GP	W	L	GA	GAA	SV	SV%	SO	MIN
2006-07	MINNESOTA	NHL	5	1	4	11	2.22	134	.924	0	297
2007-08	MINNESOTA	NHL	6	2	4	17	2.83	153	.900	0	361
2012-13	MINNESOTA	NHL									
2013-14	MINNESOTA	NHL									
2014-15	MINNESOTA	NHL									
WILD/NHL TOTALS			11	3	8	28	2.55	287	.911	0	658



NIKLAS BACKSTROM

NO 32



**JONAS
BRODIN**

(JOE-nuhs broh-DEEN)

**25
DEFENSEMAN**

Shoots: Left
Ht: 6-1 • Wt: 195
Born: 7/12/93
Karlstad, SWE

2014-15 HIGHLIGHTS

- Set career highs in assists, plus/minus, shots, blocked shots and TOI/game.
- Led team in blocked shots, T-1st in plus/minus (T-9th amongst NHL defensemen).
- Ranked second on the team in TOI/game and 18th in NHL, no one younger had a higher TOI/game in the NHL.
- Skated more than 25 minutes in 25 games.
- Plus-21 rating is second-highest total by team defenseman (Carney plus-22, 2006-07).
- Recorded two points (1-1=2), plus-3 rating, three shots and three blocked shots vs. STL (3/21).
- Tallied career-high two assists vs. COL (3/8).
- Had a career-best, four-game point/assist streak (0-4=4, 2/16-2/22).
- Registered assist, five blocked shots and skated 29:15 (second-highest of season) at CGY (2/18).
- Recorded goal and five blocked shots at PIT (1/13).
- Skated career-high 31:54 at ARI (12/14) and tied career high with six blocked shots.
- Registered career-high five shots and plus-3 rating vs. COL (10/9).
- Signed six-year contract extension thru 2020-21 (10/12).

CAREER

- Ranked T-27th in NHL in TOI/game in 2013-14. Skated more than 25 minutes 34 times.
- Tallied assist for first career playoff point in Game 1 at COL (4/17/14).
- Ranked third on team in TOI/game and T-3rd in plus/minus rating during 2014 playoffs.
- Set career highs in games played, goals, points, penalty minutes, power-play goals, and hits in 2013-14. Ranked second on team in blocked shots.
- Skated in 100th career NHL game vs. TB (2/4/14).
- Notched career highs with six blocked shots vs. SJ (1/25/14) and three hits vs. COL (11/29/13).
- Made NHL playoff debut in 2013 and ranked second on the team in TOI/game and blocked shots. TOI/game ranked first amongst NHL rookies and 10th in the NHL.
- As the youngest defenseman in the NHL in 2012-13, led all rookies in TOI/game (23:12), 1:38 more than any other rookie. Total was second-highest by a rookie in franchise history.
- Named to the 2013 NHL All-Rookie Team. Finished fourth in Calder Memorial Trophy voting, first amongst rookie defensemen.
- Ranked fourth amongst NHL rookies in blocked shots and led all rookie blueliners in takeaways (18) in 2012-13.
- Skated more than 25 minutes in nine games in 2012-13. Ranked 37th in NHL in TOI/game.
- Scored first NHL goal and recorded plus-2 rating vs. COL (3/14/13, Varlamov).
- Recalled by Minnesota on Jan. 24, 2013 and tallied an assist in 19:05 TOI in NHL debut at DET (1/25/13).
- Netted four assists in 42 games in 2010-11, before scoring two goals in 14 playoff games to help Farjestads BK Karlstad claim playoff championship.
- Scored one goal in seven games for Sweden at the 2012 World Championship.
- Notched four assists as Sweden won gold at the 2012 World Junior Championship.
- Helped Sweden earn silver medal at the 2011 Under-18 World Championship.

CAREER TRANSACTIONS

- Selected by Minnesota in the first round (10th overall) of the 2011 NHL Entry Draft.
- Signed through 2020-21. Becomes an unrestricted free agent 2021-22.

PERSONAL

- Went to Barcelona for vacation this summer.
- His favorite genre may be house music, but Taylor Swift is his favorite singer.
- Loves to watch soccer (Manchester City) and has played tennis since childhood.
- During the Wild's inaugural season in 2000-01: Was in first grade and playing his first year of hockey.

BRODIN'S CAREER HIGHLIGHTS

Goals, Game: 1 – 13 times
Assists, Game: 2 – vs. COL, 3/8/15
Points, Game: 2 – four times
PIM, Game: 4 – three times

+/-, Game: 3 – four times
Shots, Game: 5 – two times
TOI, Game: 31:54 – at ARI, 12/13/14
Goal Streak: None

Assist Streak: 4g – 2/16-2/22/15
Point Streak: 4g – 2/16-2/22/15
Career Hat Tricks: None
Career Shootout: 0-0

BRODIN VS. NHL

TEAM	GP	G	A	PTS	+/-	PIM	TEAM	GP	G	A	PTS	+/-	PIM	TEAM	GP	G	A	PTS	+/-	PIM
ANA	9	1	2	3	-1	4	DET	7	0	2	2	3	2	OTT	4	1	1	2	2	2
ARI	9	0	1	1	2	0	EDM	10	0	1	1	-4	0	PHI	3	0	0	0	-1	0
BOS	3	0	0	0	0	0	FLA	3	1	0	1	-1	0	PIT	4	1	1	2	2	0
BUF	3	0	1	1	1	0	LA	8	1	1	2	3	0	SJ	8	1	1	2	-1	0
CAR	3	0	0	0	5	0	MIN	-	-	-	-	-	STL	12	1	2	3	1	2	
CGY	11	0	3	3	10	6	MTL	4	0	1	1	-4	0	TB	3	0	0	0	1	0
CHI	11	1	1	2	-2	2	NJ	4	0	1	1	0	2	TOR	4	0	0	0	-1	0
CBJ	6	0	1	1	-2	0	NSH	12	1	0	1	-6	4	VAN	10	1	4	5	-1	2
COL	14	1	4	5	6	4	NYI	4	1	0	1	4	0	WAS	4	0	1	1	-2	0
DAL	10	0	5	5	6	4	NYR	4	0	0	0	2	0	WPG	8	1	0	1	2	6

BRODIN'S PROFESSIONAL CAREER

SEASON	TEAM	LEAGUE	GP	G	A	PTS	+/-	PIM	PP	SH	GW	S	S%	BS	H	TOI
2012-13	MINNESOTA	NHL	45	2	9	11	3	10	1	0	0	51	3.9	60	17	23:12
	Houston	AHL	9	2	2	4	2	4	0	0	0	13	15.4	—	—	—
2013-14	MINNESOTA	NHL	79	8	11	19	0	22	3	0	0	74	10.8	117	33	23:54
2014-15	MINNESOTA	NHL	71	3	14	17	21	8	0	0	1	95	3.2	128	31	24:10
WILD/NHL TOTALS			195	13	34	47	24	40	4	0	1	220	5.9	305	81	23:50

BRODIN'S PROFESSIONAL PLAYOFF CAREER

SEASON	TEAM	LEAGUE	GP	G	A	PTS	+/-	PIM	PP	SH	GW	S	S%	BS	H	TOI
2012-13	MINNESOTA	NHL	5	0	0	0	-3	0	0	0	0	3	0.0	13	7	26:23
2013-14	MINNESOTA	NHL	13	0	2	2	3	12	0	0	0	11	0.0	16	9	23:38
2014-15	MINNESOTA	NHL	10	0	0	0	-2	0	0	0	0	3	0.0	17	8	21:53
WILD/NHL TOTALS			28	0	2	2	-2	12	0	0	0	17	0.0	46	24	23:30



RYAN
CARTER

18
LEFT WING

Shoots: Left

Ht: 6-1 • Wt: 202

Born: 8/3/83

White Bear Lake, MN, USA

2014-15 HIGHLIGHTS

- Ranked second on team in PIM and fifth in hits.
- Set career highs in assists and blocked shots. Point total was second-best in his career.
- Skated in 400th career NHL game vs. ARI (1/17).
- Recorded assist, three hits and skated season-high 14:17 at DAL (11/15).
- Notched season-best two points (1-1=2) vs. BUF (11/13).
- Tallied shorthanded goal at NJ (11/11), 13th Minnesota native to score a goal for Wild.
- Notched season-high four shots vs. PIT (11/4).
- Recorded season-high four hits at BOS (10/28).
- Three-game assist streak (0-3=3, 10/25-10/28) and three-game point streak (2-2=4, 11/11-11/15) tied career best.
- Made Wild debut vs. COL (10/9) to become 18th Minnesota native to appear in a game for Wild.

CAREER

- Established career highs in goals (7) and game-winning goals (2) with New Jersey in 2013-14.
- Tallied a career-best 15 points with the Devils in 2012-13.
- Notched first career NHL shorthanded goal at TB (3/29/13).
- Appeared in 23-of-24 playoff games with New Jersey in 2012 as Devils advanced to Stanley Cup Final. Established career highs in goals and points (5-2=7), including two GWG. Ranked T-1st on the Devils with three goals during the Eastern Conference Final against the New York Rangers including game-winning goal in Game 5.
- Skated in career-best 72 games with Florida and New Jersey during 2011-12 season.
- Split the 2010-11 season amongst three teams: Anaheim, Carolina and Florida and set a career high with 133 hits.
- Recorded first two career NHL goals in the first period of a 2-1 win at NJ (2/8/08, Brodeur).
- Won 2007 Stanley Cup with Anaheim in 2007. Appeared in four playoff games, making his NHL debut in Game 4 of Western Conference Final vs. DET (5/17/07). Played in Game 4 of Stanley Cup Final at OTT (6/4/07).
- Made NHL debut vs. LA in London, UK (9/30/07). Notched first career NHL point with an assist vs. COL (12/19/07).
- Recorded two points (1-1=2) in 10 games as United States captured bronze medal at 2013 World Championship.
- Collected two points (1-1=2) in six games for United States at 2010 World Championship.
- Ranked T-3rd on Portland (AHL) in goals and T-4th in assists and points in 2006-07.
- Spent two seasons at Minnesota State-Mankato, 2004-06 (WCHA). Finished second on the Mavericks in goals and third in points in 2005-06.
- Played two seasons with Green Bay (USHL, 2002-04).

CAREER TRANSACTIONS

- Signed by Minnesota as a free agent, Oct. 6, 2014; Claimed off waivers by New Jersey from Florida, Oct. 26, 2011; Traded to Florida by Carolina along with Carolina's fifth-round selection (later traded to Atlanta, later traded to San Jose-Sean Kuraly) in 2011 Entry Draft for Cory Stillman, Feb. 24, 2011; Traded to Carolina by Anaheim for Stefan Chaput and Matt Kennedy, Nov. 23, 2010; Signed as a free agent by Anaheim, July 12, 2006.
- Signed through 2015-16. Becomes an unrestricted free agent 2016-17.

PERSONAL

- Wife, Erin, and two daughters, Maggie (3) and Natalie (1).
- Took batting practice with the Minnesota Twins, his favorite sports team, this summer.
- Instead of music, he likes the talk radio of The Power Trip Morning Show on KFAN 100.3 FM.
- During the Wild's inaugural season in 2000-01: Was a sophomore playing hockey at White Bear Lake High School.

CARTER'S CAREER HIGHLIGHTS

Goals, Game: 2 – three times	+/-, Game: 3 – vs. EDM, 4/11/10	Assist Streak: 3g – four times
Assists, Game: 2 – two times	TOI, Game: 20:40 – at CBJ, 3/29/11	Point Streak: 3g – four times
Points, Game: 2 – nine times	Shots, Game: 6 – two times	Career Hat Tricks: None
PIM, Game: 17 – at CAR, 12/26/11	Goal Steak: 2g – two times	Career Shootout: 0-1

CARTER VS. NHL

TEAM	GP	G	A	PTS	+/-	PIM	TEAM	GP	G	A	PTS	+/-	PIM	TEAM	GP	G	A	PTS	+/-	PIM
ANA	4	0	1	1	-1	0	DET	13	2	1	3	2	4	OTT	12	0	0	0	0	16
ARI	14	1	0	1	-5	2	EDM	11	2	1	3	3	12	PHI	20	1	1	2	-4	14
BOS	16	0	1	1	-3	8	FLA	14	1	3	4	3	2	PIT	20	1	2	3	-2	37
BUF	16	1	3	4	3	11	LA	15	2	3	5	0	15	SI	16	0	1	1	-1	20
CAR	11	2	0	2	-4	23	MIN	12	1	0	1	-4	8	STL	9	1	0	1	-1	9
CGY	8	2	0	2	2	11	MTL	11	0	2	2	-1	2	TB	18	3	4	7	-2	21
CHI	11	0	1	1	-4	6	NJ	7	3	0	3	2	2	TOR	16	0	3	3	-2	9
CBJ	11	1	0	1	1	19	NSH	14	0	4	4	-1	22	VAN	9	0	2	2	1	7
COL	13	1	1	2	1	10	NYI	24	2	5	7	5	32	WAS	13	2	0	2	-3	8
DAL	20	0	6	6	2	17	NYR	22	3	2	5	-4	32	WPG	13	2	0	2	-1	17

CARTER'S PROFESSIONAL CAREER

SEASON	TEAM	LEAGUE	GP	G	A	PTS	+/-	PIM	PP	SH	GW	S	S%	BS	H	TOI	F0%
2006-07	Portland	AHL	76	16	20	36	-5	85	8	2	1	170	9.4	—	—	—	—
2007-08	ANAHEIM	NHL	34	4	4	8	-2	36	0	0	1	56	7.1	7	40	10:29	61.5
	Portland	AHL	13	3	2	5	3	38	0	1	2	21	14.2	—	—	—	—
2008-09	ANAHEIM	NHL	48	3	6	9	3	52	0	0	1	40	7.5	9	67	9:06	48.0
2009-10	ANAHEIM	NHL	38	4	5	9	0	31	0	0	1	38	10.5	6	51	9:51	52.5
2010-11	ANAHEIM	NHL	18	1	2	3	-4	22	0	0	0	23	4.3	2	29	10:44	50.3
	CAROLINA	NHL	32	0	3	3	0	22	0	0	0	26	0.0	11	66	8:18	50.5
	FLORIDA	NHL	12	2	1	3	3	22	0	0	0	14	14.3	9	38	13:30	51.5
2011-12	FLORIDA	NHL	7	0	0	0	-1	6	0	0	0	3	0.0	0	12	9:19	46.2
	NEW JERSEY	NHL	65	4	4	8	-12	84	0	0	0	47	8.5	25	102	10:28	50.1
2012-13	NEW JERSEY	NHL	44	6	9	15	-2	31	0	1	1	63	9.5	15	50	13:03	51.8
2013-14	NEW JERSEY	NHL	62	7	3	10	-6	35	0	0	2	69	10.1	24	72	11:20	44.4
2014-15	MINNESOTA	NHL	53	3	10	13	3	55	0	1	0	47	6.4	30	77	10:05	41.4
WILD TOTALS			53	3	10	13	3	55	0	1	0	47	6.4	30	77	10:05	41.4
NHL TOTALS			413	34	47	81	-18	396	0	2	6	426	8.0	138	604	10:31	51.5

CARTER'S PROFESSIONAL PLAYOFF CAREER

YEAR	TEAM	LEAGUE	GP	G	A	PTS	+/-	PIM	PP	SH	GW	S	S%	BS	H	TOI	F0%
2006-07	ANAHEIM	NHL	4	0	0	0	-1	0	0	0	0	0	0.0	0	5	3:12	37.5
2007-08	ANAHEIM	NHL	6	0	0	0	-2	6	0	0	0	6	0.0	3	15	11:03	52.4
2008-09	ANAHEIM	NHL	10	2	3	5	0	0	1	0	0	18	11.1	4	21	12:14	48.6
2011-12	NEW JERSEY	NHL	23	5	2	7	4	32	0	0	2	21	23.8	3	32	8:43	60.7
2014-15	MINNESOTA	NHL	1	0	0	0	0	0	0	0	0	0	0.0	0	1	6:18	—
WILD TOTALS			1	0	0	0	0	0	0	0	0	0	0.0	0	1	6:18	—
NHL TOTALS			44	7	5	12	1	38	1	0	2	45	15.6	10	74	9:16	52.2



CHARLIE
COYLE

3

CENTER

Shoots: Right

Ht: 6-3 • Wt: 218

Born: 3/2/92

E. Weymouth, MA, USA

2014-15 HIGHLIGHTS

- Recorded five points (3-2=5) in five games for United States at 2015 World Championship. Ranked T-4th on team in scoring and recorded a goal and an assist in a 3-0 win over the Czech Republic in the bronze-medal game.
- Led team in hits during playoffs.
- Ranked second on team in hits, T-2nd in game-winning goals and T-4th in plus/minus.
- Set career highs in points, assists, plus/minus, PIM, games played, hits and blocked shots.
- One of two players to play in every game for Wild (Pominville).
- Netted season-high two goals at NSH (3/17).
- Had two assists, skated season-high 19:43 and set career highs in faceoff wins (12) and faceoffs taken (22) vs. NSH (12/23).
- Tied career high with six hits at PHI 11/20).
- Recorded two assists vs. BUF (11/13) for first multi-point game of season.
- Tied career high with six shots vs. SJ (10/30).
- Signed five-year extension through 2019-20 (10/22).

CAREER

- Ranked tied for third on the team in playoff scoring in 2014.
- Made NHL playoff debut in 2013. Ranked tied for second on team in assists and tied for third in shots.
- Ranked third on team in hits in 2013-14.
- Recorded career highs with six hits at LA (3/31/14), six shots at WPG (12/27/13) and 22:29 in TOI vs. ARI (11/27/13).
- Skated in 100th NHL game at ARI (3/29/14).
- Tied career high with four-game point streak (3-2=5, 3/22-3/27/14).
- Registered a career-high, three-game goal streak (3-1=4, 3/22-3/26/14).
- Converted first career penalty shot attempt vs. DET (3/22/14, Howard).
- Tallied two goals in 40 seconds in second period vs. COL (1/11/14) for first multi-goal game of career and fastest two goals scored by Wild player at home.
- Made NHL debut at ARI (2/4/13) and scored first NHL goal at CGY (2/23/13, MacDonald). Tallied first NHL assist and multi-point game with a goal and assist vs. EDM (3/3/13).
- Earned the Guy Lafleur Trophy as MVP of the 2012 QMJHL Playoffs after tying for the league lead with 34 points (15-19=34), including a league-high five game-winning goals and a plus-27 rating, in 17 playoff contests.
- Finished 2011-12 season with 38 points (15-23=38) and a plus-23 rating in 23 games with Saint John (QMJHL).
- Started 2011-12 playing 16 games with Boston University, totaling 14 points (3-11=14).
- Named 2010-11 Hockey East Rookie of the Year after posting 26 points (7-19=26) in 37 games with Boston University. Ranked tied for fourth on the team in scoring.
- Totaled six points (2-4=6) to help Team USA win bronze at the 2011 World Junior Championship and posted five points (4-1=5) at the 2012 World Junior Championship.
- Skated for the United States Under-18 Select Team at the Ivan Hlinka Memorial Tournament and the Four Nations Cup in 2009, after participating at the 2008 USA Select Under-16 Festival.
- Posted 63 points (21-42=63) in 42 games with the South Shore Kings (EJHL) in 2009-10.

THE STATE OF HOCKEY | 2015-2016 MINNESOTA WILD TEAM GUIDE

CAREER TRANSACTIONS

- Acquired from San Jose with Devin Setoguchi and a 2011 first-round selection (Zack Phillips) in exchange for Brent Burns and a 2012 second-round selection (Pontus Aberg), June 24, 2011; Selected by San Jose in the first round (28th overall) of the 2010 NHL Entry Draft.
- Signed through 2019-20. Becomes an unrestricted free agent 2020-21.

PERSONAL

- Charitable interests include Defending the Blue Line, Gillette Children's Hospital and Humor to Fight the Tumor.
- Cousins with former NHL player Tony Amonte.
- Though he went to his first concert just three years ago (Coldplay), live music is now one of his favorite hobbies, particularly country.
- During the Wild's inaugural season in 2000-01: Was in kindergarten and playing for Weymouth Youth Hockey, where his Mite A team won the championship and his dad served as coach.

COYLE'S CAREER HIGHLIGHTS

Goals, Game: 2 – two times	+/-, Game: 2 – 14 times	Assist Streak: 2g – four times
Assists, Game: 2 – seven times	Shots, Game: 6 – two times	Point Streak: 4g – three times
Points, Game: 2 – 11 times	TOI, Game: 22:29 – vs. ARI, 11/27/13	Career Hat Tricks: None
PIM, Game: 15 – vs. CBJ, 4/13/13	Goal Streak: 3g – 3/22-3/26/14	Career Shootout: 2-6

COYLE VS. NHL

TEAM	GP	G	A	PTS	+/-	PIM	TEAM	GP	G	A	PTS	+/-	PIM	TEAM	GP	G	A	PTS	+/-	PIM
ANA	8	0	0	0	-2	8	DET	5	2	2	4	4	2	OTT	4	0	1	1	-2	0
ARI	9	2	0	2	5	4	EDM	9	3	5	8	4	4	PHI	4	2	1	3	1	4
BOS	4	0	1	1	-3	0	FLA	3	1	0	1	1	0	PIT	4	0	2	2	-1	4
BUF	3	0	2	2	3	0	LA	9	2	1	3	0	4	SJ	9	1	1	2	1	6
CAR	3	1	0	1	1	0	MIN	—	—	—	—	—	STL	11	0	6	6	-1	2	
CGY	11	1	5	6	1	13	MTL	4	0	0	0	-2	2	TB	3	0	1	1	2	0
CHI	10	1	1	2	-1	0	NY	3	0	1	1	-2	4	TOR	3	1	3	4	5	11
CBJ	6	1	0	1	-3	15	NSH	10	3	5	8	5	6	VAN	10	3	2	5	3	0
COL	13	4	2	6	1	7	NYI	4	0	0	0	1	0	WAS	4	1	1	2	-3	0
DAL	10	1	3	4	-2	2	NYR	4	0	0	0	-2	0	WPG	9	1	2	3	-5	2

COYLE'S PROFESSIONAL CAREER

SEASON	TEAM	LEAGUE	GP	G	A	PTS	+/-	PIM	PP	SH	GW	S	S%	BS	H	TOI	FO%
2012-13	MINNESOTA	NHL	37	8	6	14	3	28	1	0	2	50	16.0	9	50	15:04	34.6
	Houston	AHL	47	14	11	25	-8	22	5	0	4	70	20.0	–	–	–	–
2013-14	MINNESOTA	NHL	70	12	18	30	-7	33	2	0	2	135	8.9	37	108	17:05	41.9
2014-15	MINNESOTA	NHL	82	11	24	35	13	39	1	0	4	120	9.2	52	137	14:33	46.5
WILD/NHL TOTALS			189	31	48	79	9	100	4	0	8	305	10.2	98	295	15:36	44.5

COYLE'S PROFESSIONAL PLAYOFF CAREER

YEAR	TEAM	LEAGUE	GP	G	A	PTS	+/-	PIM	PP	SH	GW	S	S%	BS	H	TOI	FO%
2012-13	MINNESOTA	NHL	5	0	2	2	-4	2	0	0	0	11	0.0	2	13	18:10	33.3
2013-14	MINNESOTA	NHL	13	3	4	7	-2	6	1	0	1	23	13.0	4	31	17:50	44.4
2014-15	MINNESOTA	NHL	10	1	1	2	-3	0	0	0	0	14	7.1	8	32	14:22	41.3
WILD/NHL TOTALS			28	4	7	11	-9	8	1	0	1	48	8.3	14	76	16:39	41.2



CHARLIE COYLE

NO 3



DEVAN DUBNYK
(DOOB-nihk)
40
GOALTENDER
Catches: Left
Ht: 6-6 • Wt: 212
Born: 5/4/86
Regina, SK, CAN

2014-15 HIGHLIGHTS

- Won the 2015 Bill Masterton Memorial Trophy, was named to the NHL's Second All-Star Team, and finished third in Vezina Trophy voting and fourth in Hart Trophy voting.
- Made 19 saves in Game 1 at STL (4/16) to become first Wild goalie to win playoff debut. Made 17 saves for first playoff shutout in Game 3 vs. STL (4/20). Stopped 66-of-68 shots in Games 5 and 6 vs. STL.
- Set career highs in GAA, SV%, games played, consecutive starts (39), wins, shutouts, assists, minutes, shots faced and saves.
- Ranked second in the NHL in GAA and SV%, T-4th in SO, T-6th in wins, 15th in minutes played.
- Led NHL in wins (six more than second place) and T-2nd in shutouts (1/15-4/11).
- 39 straight starts were the most by an NHL goalie since Evgeni Nabokov made 43 straight for San Jose in 2007-08.
- 27-9-2 with 1.78 GAA, .936 SV%, five shutouts and two assists in 39 starts with Minnesota.
- Set team record for best SV% in a season, second in GAA, T-2nd in shutouts and fourth in wins.
- 15-2-1 with 1.53 GAA, .949 SV%, three shutout in 19 road starts with Wild.
- 19-0-1 when the Wild scored three or more goals in his starts. Wild scored a total of 13 goals in his nine regulation losses.
- March NHL 3rd Star: 11-3-0, 1.78 GAA, .942 SV%. February NHL 1st Star: 11-2-1, 1.64 GAA, .939 SV%, 3 SO. NHL 1st Star of Week 2/9 and 3/30, 3rd Star 2/2.
- Stopped 152-of-158 shots faced for 1.00 GAA, a .962 SV% and three SO during career-best, six-game win streak (1/27-2/9).
- Fastest goaltender to post four shutouts (nine games) and five shutouts (16 games) with a team since 1967-68.
- Recorded shutout streak of 136:49 (2/1-2/9) - second-highest of career.
- Stopped all 24 shots faced vs. CHI (2/3) in 200th career NHL game.
- After a red-eye flight, stopped all 18 shots faced in first Wild start at BUF (1/15) to become first goaltender in franchise history to record shutout and win in team debut.

CAREER

- Set career high shutout streak of 166:49 (3/25-4/1/13) and posted four-game winning streak (3/28-4/3/13).
- Named NHL Third Star of the Week (11/25/13).
- Stopped all 37 shots faced for first career shutout at NSH (2/7/11).
- Set career highs with 52 saves and 55 shots faced in a 4-3 shootout win at LA (4/10/10).
- Made NHL debut in relief effort at VAN (11/28/09). Earned first NHL win in a 3-2 shootout victory vs. DET (3/19/10).
- Has represented Canada at six international tournaments.
- Went 4-0 with a 1.48 GAA and a .913 SV% at the 2013 World Championship, played in two games at the 2012 World Championship, played in one contest at the 2011 World Championship and did not play at the 2010 World Championship.
- Won a gold medal at the 2012 Spengler Cup and the 2006 World Junior Championship.
- Led the AHL in games played (62) and minutes (3635) during 2008-09 season.
- Named an ECHL All-Star in 2006-07.

- Named the Kamloops Blazers' Player of the Year in 2004-05 and 2005-06 and Rookie of the Year in 2002-03.
- 2004 Canadian Major Junior Scholastic Player of the Year.

CAREER TRANSACTIONS

- Acquired by Minnesota from Arizona in exchange for a third-round selection (Brendan Warren) in the 2015 NHL Entry Draft, Jan. 14, 2015; Acquired by Montreal from Nashville for future considerations, March 5, 2014; Acquired by Nashville from Edmonton in exchange for Matt Hendricks, January 15, 2014; Selected by Edmonton in the first round (14th overall) of the 2004 NHL Entry Draft.
- Signed through 2020-21. Becomes an unrestricted free agent 2021-22.

PERSONAL

- Wife, Jennifer, and son Nate (2).
- Along with the NHL Awards ceremony in Las Vegas, enjoyed an eight-day golf vacation to Ireland this summer.
- His favorite snack foods include root beer and nachos.
- During the Wild's inaugural season in 2000-01: Played Bantam AAA in Calgary and drafted into the WHL.

DUBNYK'S CAREER HIGHLIGHTS

Saves, Game: 52 – at LA, 4/10/10

Shots Faced, Game: 55 – at LA, 4/10/10

Goals Allowed, Game: 7 – vs. STL, 12/21/09

Consecutive Starts: 39g – 1/13-4/7/15

Winning Streak: 6g – 1/27-2/9/15

Point Streak: 9g – 1/27-2/14/15

Losing Streak: 10g – 12/21/09-3/15/10

Shutout Streak: 166:49 (3/25-4/1/13)

Shutouts: 14 – last, at EDM, 2/20/15

Career Shootout Record: 13-16 (66/104, .635 SV%)

DUBNYK VS. NHL

TEAM	GP	W-L-OT	GAA	SHO	SV%
ANA	9	3-4-1	2.44	0	0.919
ARI	12	3-6-2	3.05	0	0.904
BOS	4	0-4-0	5.52	0	0.855
BUF	1	1-0-0	0.00	1	1.000
CAR	5	3-1-0	3.28	0	0.900
CGY	18	9-5-3	2.23	2	0.922
CHI	12	4-6-0	3.54	1	0.902
CBJ	14	7-4-2	2.21	2	0.925
COL	18	10-6-1	2.09	2	0.935
DAL	10	3-6-1	3.27	0	0.887
DET	7	2-1-3	2.79	0	0.906
EDM	6	5-1-0	0.99	1	0.960
FLA	4	4-0-0	1.46	0	0.941
LA	11	5-4-1	2.25	0	0.931
MIN	7	1-4-1	2.86	0	0.908
MTL	4	2-1-1	3.21	0	0.894
NJ	2	1-0-1	2.93	0	0.915
NSH	12	6-3-2	2.28	1	0.926
NYI	4	2-2-0	2.21	0	0.935
NYR	1	0-1-0	3.10	0	0.885
OTT	3	2-0-0	1.82	0	0.936
PHI	4	2-2-0	2.28	1	0.929
PIT	4	2-2-0	2.94	0	0.905
SJ	14	5-7-2	3.08	0	0.911
STL	10	2-8-0	4.10	0	0.866
TB	2	0-1-0	3.48	0	0.852
TOR	4	1-1-1	3.92	0	0.883
VAN	20	8-7-3	2.54	3	0.922
WAS	4	2-2-0	3.26	0	0.887
WPG	5	2-2-1	3.00	0	0.906

DUBNYK'S PROFESSIONAL CAREER

SEASON	TEAM	LEAGUE	GP	W	L	OT	GA	GAA	SV	SV%	SO	MIN
2006-07	Wilkes-Barre	AHL	4	2	1	0	10	2.94	59	0.855	0	204
	Stockton	ECHL	43	24	11	7	108	2.56	1,264	0.921	2	2,529
2007-08	Springfield	AHL	33	9	17	0	92	3.12	869	0.904	0	1,772
2008-09	Springfield	AHL	62	18	41	2	180	2.97	1,550	0.910	3	3,635
2009-10	EDMONTON	NHL	19	4	10	2	64	3.57	515	0.889	0	1,075
	Springfield	AHL	33	13	17	2	100	3.02	1,077	0.915	0	1,985
2010-11	EDMONTON	NHL	35	12	13	8	93	2.71	1,010	0.916	2	2,061
2011-12	EDMONTON	NHL	47	20	20	3	118	2.67	1,262	0.914	2	2,853
2012-13	EDMONTON	NHL	38	14	16	6	90	2.57	1,042	0.920	2	2,101
2013-14	EDMONTON	NHL	32	11	17	2	94	3.36	791	0.894	2	1,678
	NASHVILLE	NHL	2	0	1	1	9	4.35	51	0.850	0	124
	Hamilton	AHL	8	2	5	0	23	3.33	191	0.893	0	415
2014-15	ARIZONA	NHL	19	9	5	2	47	2.72	514	0.916	1	1,035
	MINNESOTA	NHL	39	27	9	2	68	1.78	996	0.936	5	2,293
WILD TOTALS			39	27	9	2	68	1.78	996	0.936	5	2,293
NHL TOTALS			231	97	91	26	583	2.69	6,181	0.914	14	13,020

DUBNYK'S PROFESSIONAL PLAYOFF CAREER

SEASON	TEAM	LEAGUE	GP	W	L	GA	GAA	SV	SV%	SO	MIN
2006-07	Stockton	ECHL	6	2	4	18	2.73	188	0.913	0	395
2014-15	MINNESOTA	NHL	10	4	6	24	2.53	236	0.908	1	570
WILD/NHL TOTALS			10	4	6	24	2.53	236	0.908	1	570



MATT DUMBA
(DUHM-ba)
24
DEFENSEMAN
Shoots: Right
Ht: 6-0 • Wt: 193
Born: 7/25/94
Regina, SK, CAN

2014-15 HIGHLIGHTS

- Tallied goal in first career playoff contest in Game 1 at STL (4/16). Ranked T-1st amongst team defensemen in playoff scoring. Both playoff goals were PPG.
- Led NHL rookie defensemen in plus/minus (T-4th on team), third in goals, fifth in scoring and shots during regular season.
- Set a franchise record for plus/minus rating by a rookie defensemen.
- Tallied 10 points (6-4=10) and plus-15 rating in 27 games since 2/16 – T-1st in NHL in plus/minus in that span.
- Tallied career-best two assists vs. NYR (4/2).
- Skated career-high 22:45 vs. STL (3/21).
- Tallied first career overtime goal and had career-high five blocked shots at NSH (3/17) – fastest OT goal scored on the road in team history (22 seconds).
- Registered career-high four hits at WSH (3/5).
- Tallied career highs with two goals and five shots vs. OTT (3/3).
- Recorded two assists and plus-4 rating in AHL All-Star Game (1/26).
- Notched goal, first career fight (Deslauriers) and career-high plus-3 rating at BUF (1/15).
- Registered first career GWG vs. DAL (11/1).

CAREER

- Made NHL debut vs. ANA (10/5/13) to become second-youngest defenseman to make his debut with the Wild (19 years, 72 days).
- Recorded first career NHL goal in third game vs. DAL (10/12/13, Ellis). Collected first NHL assist vs. CAR (10/24/13).
- Finished 2013-14 season with Portland (WHL). Registered 24 points (8-16=24) including five game-winning goals and a plus-31 rating in 26 regular-season contests.
- Tallied 18 points (8-10=18) and a plus-18 rating in 21 playoff games with Portland. Ranked first in the WHL in plus/minus, led WHL defensemen in goals and ranked second in scoring.
- Started 2012-13 NHL season with Minnesota but did not appear in a game before being reassigned to Red Deer (WHL) on Jan. 12, 2013.
- Played in three regular season games and five playoff contests with Houston after being assigned on April 15, 2013.
- Served as an alternate captain, recorded an assist and led team defensemen with a plus-4 rating in seven games with Team Canada at 2014 World Junior Championship.
- Captain of Team Canada at the 2012 Under-18 World Championship. Recorded a tournament-best 12 points (5-7=12) in seven games and named Best Defenseman of the tournament as Canada captured a bronze medal.
- Captained Canada at the 2011 Under-18 Ivan Hlinka Memorial Tournament and recorded three points (2-1=3) in five games to help Canada capture gold.
- Led WHL defensemen in goals and ranked sixth in points in 2011-12. His nine power-play goals led Red Deer.

- Named WHL's Rookie of the Year in 2010-11. Tallied 26 points (15-11=26) in 62 games with Red Deer. Led team rookies in goals, points and plus/minus rating (+24). His plus/minus rating ranked second amongst WHL rookies.

CAREER TRANSACTIONS

- Selected by Minnesota in the first round (seventh overall) of the 2012 NHL Entry Draft.
- Signed through 2015-16. Becomes a restricted free agent 2016-17.

PERSONAL

- Charitable interests include mental health initiatives and Defending the Blue Line
- His 20-plus tattoos serve as tributes to family members and other meaningful moments from his life.
- Cola bottle gummies are his favorite candy.
- During the Wild's inaugural season in 2000-01: Was in kindergarten.

DUMBA'S CAREER HIGHLIGHTS

Goals, Game: 2 – vs. OTT, 3/3/15
Assists, Game: 2 – vs. NYR, 4/2/15
Points, Game: 2 – two times
PIM, Game: 5 – at BUF, 1/15/15

+/-, Game: 3 – two times
TOI, Game: 22:45 – vs. STL, 3/21/15
Shots, Game: 5 – vs. OTT, 3/3/15
Goal Streak: None

Assist Streak: None
Point Streak: None
Career Hat Tricks: None
Career Shootout: 0-0

DUMBA VS. NHL

TEAM	GP	G	A	PTS	+/-	PIM	TEAM	GP	G	A	PTS	+/-	PIM	TEAM	GP	G	A	PTS	+/-	PIM
ANA	3	0	0	0	-2	4	DET	1	0	0	0	0	0	OTT	3	2	0	2	0	4
ARI	2	0	0	0	0	0	EDM	2	0	0	0	2	0	PHI	1	0	1	1	-1	0
BOS	1	0	0	0	1	0	FLA	3	0	0	0	0	0	PIT	1	0	0	0	-3	0
BUF	3	1	1	2	3	7	LA	2	0	0	0	0	0	SJ	1	0	0	0	1	0
CAR	4	0	1	1	0	0	MIN	-	-	-	-	-	-	STL	3	0	1	1	2	6
CGY	3	2	0	2	-1	0	MTL	1	0	0	0	-1	0	TB	3	0	0	0	0	0
CHI	4	0	0	0	-2	0	NJ	1	0	0	0	1	0	TOR	1	0	0	0	0	0
CBJ	1	0	0	0	0	0	NSH	3	1	1	2	1	2	VAN	3	0	1	1	2	0
COL	5	0	1	1	5	2	NYI	1	0	0	0	1	0	WAS	2	0	0	0	1	0
DAL	5	3	0	3	0	0	NYR	2	0	2	2	0	0	WPG	6	0	0	0	-2	0

DUMBA'S PROFESSIONAL CAREER

SEASON	TEAM	LEAGUE	GP	G	A	PTS	+/-	PIM	PP	SH	GW	S	S%	BS	H	TOI
2012-13	Red Deer	WHL	62	16	26	42	10	80	6	1	1	–	–	–	–	–
	Houston	AHL	3	0	0	0	0	2	0	0	0	1	0	–	–	–
2013-14	MINNESOTA	NHL	13	1	1	2	-5	2	1	0	0	12	8.3	3	9	12:27
	Portland	WHL	26	8	16	24	31	37	5	0	0	–	–	–	–	–
2014-15	MINNESOTA	NHL	58	8	8	16	13	23	2	0	2	86	9.3	51	42	15:01
	Iowa	AHL	20	5	9	14	2	6	2	0	0	39	12.8	–	–	–
WILD/NHL TOTALS			71	9	9	18	8	25	3	0	2	98	9.2	54	51	14:32

DUMBA'S PROFESSIONAL PLAYOFF CAREER

SEASON	TEAM	LEAGUE	GP	G	A	PTS	+/-	PIM	PP	SH	GW	S	S%	BS	H	TOI
2012-13	Red Deer	WHL	9	2	2	4	-4	14	2	0	1	–	–	–	–	–
	Houston	AHL	5	0	0	0	-1	0	0	0	0	2	0.0	–	–	–
2013-14	Portland	WHL	21	8	10	18	18	33	4	0	1	–	–	–	–	–
2014-15	MINNESOTA	NHL	10	2	2	4	-1	2	2	0	0	15	13.3	11	24	16:05
WILD/NHL TOTALS			10	2	2	4	-1	2	2	0	0	15	13.3	11	24	16:05





CHRISTIAN
FOLIN

(FOE-lin)

5

DEFENSEMAN

Shoots: Right

Ht: 6-4 • Wt: 219

Born: 2/9/91

Gothenburg, SWE



2014-15 HIGHLIGHTS

- Ranked T-7th in scoring amongst NHL rookie defensemen. Ranked fourth amongst team defensemen in hits.
- Tallied second career goal vs. WSH (3/19).
- Skated career-high 21:50 vs. CAR (3/3).
- Notched two assists and plus-2 rating vs. DAL (2/22) for first career multi-point game.
- Tallied assist in consecutive games (1/15-1/17) for first career point streak.
- Tied career high with plus-3 rating and four blocked shots at WPG (12/29).
- Set career high with four blocked shots at ARI (12/13).
- Recorded first career NHL goal at SJ (12/11, Stalock).
- Recorded first career penalty at LA (10/19, fighting major - Richards).
- Collected four points (2-2=4) in 13 games with Iowa (AHL).

CAREER

- Registered an assist and was a plus-3 in 19:26 of ice time in his NHL debut vs. STL (4/10/14).
- Helped the River Hawks to a Frozen Four appearance in 2013, two Hockey East Tournament Championships (2013 and 2014) and a Hockey East Regular Season Championship (2013) during his two seasons at UMass Lowell.
- Ranked T-4th on UMass Lowell in scoring with 20 points (4-16=20), including three GWG and two PPG in 41 games during 2013-14 season. Was a plus-10 and recorded 31 PIM.
- Recorded 21 points (6-15=21) in 38 games with UMass Lowell in 2012-13. Led team and ranked T-4th in the conference with a plus-17 rating.
- Ranked T-5th in scoring amongst Hockey East defensemen and T-6th in scoring amongst Hockey East freshmen in 2012-13.
- Recorded 31 points (11-20=31) and 50 PIM in 54 games during second season with the Austin Bruins in the North American Hockey League (NAHL) in 2011-12.
- Ranked T-2nd amongst NAHL defensemen in goals and T-3rd in the NAHL in plus-minus rating with a plus-45 rating.
- Split 2010-11 season between Fargo (USHL) and Austin (NAHL).

CAREER TRANSACTIONS

- Signed by Minnesota as a free agent on March 31, 2014.
- Signed through 2016-17. Becomes a restricted free agent 2017-18.

PERSONAL

- Likes to watch and play soccer, and considers himself a strong supporter of Arsenal.
- Began his time with the NAHL's Austin Bruins standing at a North Dakota gas station, personal belongings in tow.
- The Swede enjoys Swedish Fish.
- During the Wild's inaugural season in 2000-01: Was in third grade playing soccer and hockey for Hanhals.

FOLIN'S CAREER HIGHLIGHTS

Goals, Game: 1 – two games

Assists, Game: 2 – vs. DAL, 2/22/15

Points, Game: 2 – vs. DAL, 2/22/15

PIM, Game: 5 – at LA., 10/19/14

+/-, Game: 3 – two times

TOI, Game: 21:50 – vs. OTT, 3/3/15

Shots, Game: 3 – two times

Goal Streak: None

Assist Streak: 2g – two times

Point Streak: 2g – two times

Career Hat Tricks: None

Career Shootout: 0-0

FOLIN VS. NHL

TEAM	GP	G	A	PTS	+/-	PIM
ANA	1	0	0	0	0	0
ARI	2	0	1	1	1	0
BOS	–	–	–	–	–	–
BUF	2	0	1	1	2	0
CAR	1	0	0	0	0	0
CEY	–	–	–	–	–	–
CHI	3	0	1	1	-1	0
CBJ	2	0	0	0	-1	0
COL	3	0	0	0	0	2
DAL	3	0	2	2	2	0

TEAM	GP	G	A	PTS	+/-	PIM
DET	1	0	0	0	-1	0
EDM	3	0	1	1	2	0
FLA	–	–	–	–	–	–
LA	1	0	0	0	-1	5
MIN	–	–	–	–	–	–
MTL	2	0	1	1	1	0
NJ	–	–	–	–	–	–
NSH	4	0	1	1	0	2
NYI	–	–	–	–	–	–
NYR	–	–	–	–	–	–

TEAM	GP	G	A	PTS	+/-	PIM
OTT	2	0	0	0	-3	2
PHI	1	0	0	0	-1	0
PIT	2	0	0	0	0	0
SJ	2	1	0	1	0	0
STL	2	0	1	1	2	2
TB	–	–	–	–	–	–
TOR	1	0	0	0	0	0
VAN	–	–	–	–	–	–
WAS	2	1	0	1	1	0
WPG	1	0	0	0	3	0

FOLIN'S PROFESSIONAL CAREER

SEASON	TEAM	LEAGUE	GP	G	A	PTS	+/-	PIM	PP	SH	GW	S	S%	BS	H	TOI
2013-14	MINNESOTA	NHL	1	0	1	1	3	0	0	0	0	0	0.0	0	1	19:26
	U. Mass-Lowell	H-East	41	6	14	20	10	31	2	1	3	102	5.8	–	–	–
2014-15	MINNESOTA	NHL	40	2	8	10	3	13	0	0	0	39	5.1	42	46	15:12
	Iowa	AHL	13	2	2	4	-6	4	0	0	0	30	6.6	–	–	–
WILD/NHL TOTALS			41	2	9	11	6	13	0	0	0	39	5.1	42	47	15:18

FOLIN'S PROFESSIONAL PLAYOFF CAREER

SEASON	TEAM	LEAGUE	GP	G	A	PTS	+/-	PIM	PP	SH	GW	S	S%	BS	H	TOI
2014-15	MINNESOTA	NHL	DID NOT PLAY													
WILD/NHL TOTALS			NO NHL POSTSEASON EXPERIENCE													



CHRISTIAN FOLIN

NO 5



**JUSTIN
FONTAINE**
14
RIGHT WING
Shoots: Right
Ht: 5-10 • Wt: 174
Born: 11/6/87
Bonnyville, AB, CAN

2014-15 HIGHLIGHTS

- Netted GWG in Game 6 win vs. STL (4/26) to help Minnesota clinch playoff series victory at home for the first time in franchise history.
- Set career highs in points, assists, shots, game-winning goals and games played.
- Ranked T-4th on team in plus/minus.
- Tallied seven points (1-6=7) in last 10 games played...16 points (5-11=16) and plus-11 in last 25 games.
- Tied career high with three points (1-2=3) vs. STL (3/21).
- Tied career high with plus-3 rating vs. DAL (2/22).
- Netted second career multi-goal game with two goals including GWG at EDM (2/20).
- Skated in 100th career NHL game vs. CHI (1/8).
- Logged season-best 17:12 at CBJ (12/31).
- Notched career-high six shots vs. BOS (12/17).
- Recorded career-best, three-game point streak (1-3=4, 10/27-10/30) and (3-1=4, 2/18-2/22).

CAREER

- Registered an assist in Game 3 vs. CHI (5/6/14) for first career playoff point. Opened scoring in Game 4 vs. CHI (5/9/14, Crawford) for first career playoff goal.
- Ranked T-4th on team in goals and T-12th amongst NHL rookies in 2013-14. Goal total was third-highest by a Wild rookie. Plus/minus rating ranked T-2nd all-time by a Wild rookie.
- Recorded hat trick at ARI (1/9/14), including first power-play goal of career, to become first rookie in Wild history to score three goals in a game.
- Tallied deciding shootout goal in first career attempt at VAN (2/28/14).
- Skated career-high 17:24 vs. ARI (11/27/13).
- Recorded first career NHL assist at OTT (11/20/13) and first career game-winning goal vs. NSH (10/22/13).
- Collected first NHL goal 12 seconds into contest to set franchise record for fastest Wild goal to start a game vs. DAL (10/12/13, Ellis). Goal matched NHL record for fastest first career goal (Rick Boh, North Stars, 1988).
- Made NHL debut vs. LA (10/3/13).
- Led Houston (AHL) in scoring in 2012-13, ranked second in goals, power-play goals (12) and assists and fourth with plus-19 rating. Point total ranked T-18th in the AHL.
- Led Houston in playoff scoring in 2012-13.
- Ranked second on team in scoring during 2011-12 season and sixth overall amongst AHL rookies. Finished first on team in assists, T-2nd in games played, T-3rd in goals and PPG (7).
- Played four seasons at the University of Minnesota Duluth (WCHA) and helped Bulldogs win 2011 NCAA Championship at Xcel Energy Center.
- Recorded 164 points (62-102=164) in 159 games with the Bulldogs (2007-11). Named to the WCHA Second All-Star Team in 2009, 2010 and 2011.
- Ranked third in WCHA scoring in 2010-11. Led team with 12 PPG and ranked second in goals, assists and points.
- Led team in goals, PPG (13) and GWG (6) and finished second in scoring in 2009-10.
- Led team in assists and power-play goals (11), ranked second in goals and scoring in 2008-09.
- Played two seasons for the Bonnyville Pontiacs in the Alberta Junior Hockey League (AJHL). Named one of the Top 50 AJHL Players of All-Time.

CAREER TRANSACTIONS

- Signed as a free agent by Minnesota on April 19, 2011.
- Signed through 2015-16. Becomes an unrestricted free agent 2016-17.

PERSONAL

- Community interests include visits to Children's Hospital.
- Not only is golf his favorite sport to watch and play, an Arnold Palmer iced tea is his favorite drink.
- Summer vacations included a fishing trip to northern Saskatchewan and Mexico with Haula and Kuemper.
- During the Wild's inaugural season in 2000-01: Played Bantam hockey.

FONTAINE'S CAREER HIGHLIGHTS

Goals, Game: 3 – at ARI, 1/9/14

Assists, Game: 2 – four times

Points, Game: 3 – two times

PIM, Game: 4 – two times

+/-, Game: 3 – two times

Shots, Game: 6 – vs. BOS, 12/17/14

TOI, Game: 17:24 vs. ARI, 11/27/13

Goal Streak: 2g – two times

Assist Streak: 2g – two times

Point Streak: 3g – two times

Career Hat Tricks: 1

Career Shootout: 1-2

FONTAINE VS. NHL

TEAM	GP	G	A	PTS	+/-	PIM	TEAM	GP	G	A	PTS	+/-	PIM	TEAM	GP	G	A	PTS	+/-	PIM
ANA	6	1	0	1	-1	0	DET	4	0	0	0	-5	4	OTT	4	0	1	1	0	2
ARI	6	3	1	4	4	2	EDM	5	3	1	4	2	0	PHI	2	0	0	0	-1	0
BOS	4	1	0	1	0	2	FLA	4	0	0	0	0	2	PIT	3	1	0	1	-1	0
BUF	4	0	3	3	5	2	LA	6	0	1	1	0	0	SJ	6	0	2	2	2	4
CAR	4	1	2	3	1	2	MIN	—	—	—	—	—	—	STL	5	1	3	4	2	0
CGY	6	2	1	3	2	0	MTL	4	1	0	1	0	0	TB	3	0	0	0	0	0
CHI	9	1	3	4	0	0	NJ	4	0	1	1	1	2	TOR	4	0	1	1	2	0
CBJ	3	0	0	0	0	0	NSH	9	1	3	4	4	4	VAN	2	0	0	0	-2	0
COL	5	1	1	2	-3	2	NYI	4	2	1	3	1	0	WAS	3	0	0	0	0	2
DAL	6	1	1	2	4	4	NYR	2	0	3	3	1	2	WPG	10	2	1	3	1	2

FONTAINE'S PROFESSIONAL CAREER

SEASON	TEAM	LEAGUE	GP	G	A	PTS	+/-	PIM	PP	SH	GW	S	S%	BS	H	TOI	F0%
2011-12	Houston	AHL	73	16	39	55	-3	32	7	0	4	131	12.2	-	-	-	-
2012-13	Houston	AHL	64	23	33	56	10	18	10	0	3	147	15.6	-	-	-	-
2013-14	MINNESOTA	NHL	66	13	8	21	6	26	1	0	1	79	16.5	23	9	12:15	100.0
2014-15	MINNESOTA	NHL	71	9	22	31	13	12	0	0	2	104	8.7	27	9	11:57	50.0
WILD/NHL TOTALS			137	22	30	52	19	38	1	0	3	183	12.0	50	18	12:06	75.0

FONTAINE'S PROFESSIONAL PLAYOFF CAREER

YEAR	TEAM	LEAGUE	GP	G	A	PTS	+/-	PIM	PP	SH	GW	S	S%	BS	H	TOI	F0%
2011-12	Houston	AHL	4	0	0	0	10	0	0	0	0	3	0.0	-	-	-	-
2012-13	Houston	AHL	5	3	5	8	6	4	1	0	0	17	17.6	-	-	-	-
2013-14	MINNESOTA	NHL	9	1	1	2	0	2	0	0	0	13	7.7	3	4	11:06	-
2014-15	MINNESOTA	NHL	6	1	1	2	0	2	0	0	1	4	25.0	1	1	10:45	-
WILD/NHL TOTALS			15	2	2	4	0	4	0	0	1	17	11.8	4	5	10:58	-



MIKAEL GRANLUND

(mih-KIGH-ehI GRAN-lund)

64
CENTER

Shoots: Left

Ht: 5-10 • Wt: 184

Born: 2/26/92

Dulu, FIN

2014-15 HIGHLIGHTS

- Ranked second on team in plus/minus rating and T-2nd in playoff scoring. Registered GWG in Game 1 at STL (4/16).
- Ranked third on team in plus/minus rating, T-4th in assists and fifth in scoring during regular season.
- Set career highs in games, plus/minus, hits, faceoffs taken, faceoffs won and TOI/game.
- Recorded 21 points (3-18=21) and a plus-13 rating in final 28 contests.
- Ranked second on team in scoring with 24 points (4-20=24) in 36 games following his return from wrist surgery (1/27).
- Tied career high with three points (1-2=3) and was a plus-3 vs. DAL (2/22).
- Won 14 faceoffs vs. COL (2/7) and vs. DET (4/4) - second-highest of career.
- Had a four-game point streak (1-3=4, 11/13-11/20).
- Won career-best 15 faceoffs (out of 22) at PHI (11/20).
- Appeared in 100th career NHL game vs. DAL (11/1).
- Skated career-best 22:15 vs. SJ (10/30).
- Registered two assists and career-high plus-4 rating vs. COL (10/9).

CAREER

- Ranked T-1st on team in goals, second in shots and T-3rd in scoring during 2014 playoffs.
- Netted game-winning goal in 1-0 overtime win in Game 3 vs. COL (4/21/14) to become fifth player in last 75 years to score his first career playoff goal in 1-0 OT game.
- Ranked third on team in assists and fifth in scoring in 2013-14.
- Registered career highs with five hits at LA (3/31/14) and three points (1-2=3) at COL (1/30/14).
- Had eight points during career-best, five-game assist streak (2-6=8, 1/23-2/1/14).
- Recorded seven points during career-high, five-game point streak (1-6=7, 10/24-11/3/13).
- Assisted on both Wild goals for first career multi-point game vs. LA (10/3/13).
- Scored first career NHL goal in NHL debut vs. COL (1/19/13, Varlamov).
- Named AHL Rookie of the Month in October in 2013 after recording 10 points (3-7=10) and a plus-5 rating in seven games with Houston.
- Ranked sixth in the Finnish League in scoring, seventh in assists and 11th in goals despite missing 15 games in 2011-12.
- Has participated in eight international tournaments for Finland.
- Led Finland and ranked T-3rd in scoring at 2014 Olympics with seven points (3-4=7) in six games. Named to 2014 Olympic All-Star Team as Finland captured bronze medal.
- Recorded three points (1-2=3) in four games at 2013 World Championship. Posted five points (1-4=5) in 10 games at the 2012 World Championship. Ranked second on team and T-5th in tournament scoring with nine points (2-7=9) in nine games as Finland won the gold medal at 2011 World Championship.
- Served as captain at 2012 World Junior Championship and ranked T-2nd in tournament scoring with 11 points (2-9=11) in seven matches. Led Finland with seven points (1-6=7) in six games at 2010 World Junior Championship. Notched three points (1-2=3) in six games at 2009 World Junior Championship.

- Ranked third in tournament with 13 points (4-9=13) in six games at 2010 World Under-18 Championship as Finland won a bronze medal. Ranked T-3rd in tournament with 13 points (2-11=13) as Finland won a bronze medal at 2009 Under-18 World Championship.
- Helped HIFK Helsinki win 2011 playoff championship and ranked T-1st first in playoff scoring with 16 points (5-11=16) in 15 games.
- Named 2010 Rookie of the Year in Finland after scoring 40 points (13-27=40) in 43 games.

CAREER TRANSACTIONS

- Selected by Minnesota in the first round (ninth overall) of the 2010 NHL Entry Draft.
- Signed through 2016-17. Becomes a restricted free agent 2017-18.

PERSONAL

- Charitable interests include Icehearts (Finland), donating hockey equipment.
- Favorite non-hockey sports team is the Minnesota Vikings.
- Enjoys playing and watching tennis.
- During the Wild's inaugural season in 2000-01: Was in second grade playing multiple sports, including hockey with Laser HT.

GRANLUND'S CAREER HIGHLIGHTS

Goals, Game: 1 – 18 times
Assists, Game: 2 – 13 times
Points, Game: 3 – two times
PIM, Game: 4 – two times

+/-, Game: 4 – vs. COL, 10/9/14
Shots, Game: 5 – three times
TOI, Game: 22:15 – vs. SJ, 10/30/14
Goal Streak: 2g – two times

Assist Streak: 5g – 1/23-2/1/14
Point Streak: 5g – two times
Career Hat Tricks: None
Career Shootout: 0-3

GRANLUND VS. NHL

TEAM	GP	G	A	PTS	+/-	PIM
ANA	6	1	3	4	-2	2
ARI	7	0	1	1	1	0
BOS	3	0	2	2	-1	0
BUF	3	0	2	2	1	0
CAR	4	1	4	5	7	4
CGY	9	0	4	4	-1	4
CHI	9	2	6	8	-1	2
CBJ	4	0	1	1	-2	2
COL	9	2	6	8	3	2
DAL	9	4	2	6	6	2

TEAM	GP	G	A	PTS	+/-	PIM
DET	5	0	4	4	3	0
EDM	9	2	4	6	4	2
FLA	4	0	1	1	1	0
LA	7	0	4	4	-1	0
MIN	—	—	—	—	—	—
MTL	4	0	2	2	0	0
NJ	4	2	1	3	2	0
NSH	9	0	3	3	0	8
NYI	4	1	0	1	-2	6
NYR	4	0	4	4	0	0

TEAM	GP	G	A	PTS	+/-	PIM
OTT	4	0	2	2	1	8
PHI	3	1	1	2	0	0
PIT	1	0	0	0	0	0
SJ	4	0	1	1	-4	0
STL	9	0	2	2	-2	4
TB	4	0	0	0	1	0
TOR	3	0	0	0	0	2
VAN	6	0	4	4	-4	0
WAS	4	1	3	4	2	0
WPG	7	1	3	4	-2	0

GRANLUND'S PROFESSIONAL CAREER

SEASON	TEAM	LEAGUE	GP	G	A	PTS	+/-	PIM	PP	SH	GW	S	S%	BS	H	TOI	F0%
2012-13	MINNESOTA	NHL	27	2	6	8	-4	6	0	0	0	36	5.6	8	15	13:11	47.1
	Houston	AHL	29	10	18	28	-1	8	4	0	2	53	18.9	-	-	-	-
2013-14	MINNESOTA	NHL	63	8	33	41	-3	22	2	0	2	104	7.7	46	38	17:19	52.6
2014-15	MINNESOTA	NHL	68	8	31	39	17	20	0	0	2	99	8.1	45	47	17:54	48.4
WILD/NHL TOTALS			158	18	70	88	10	48	2	0	4	239	7.5	99	100	16:52	49.9

GRANLUND'S PROFESSIONAL PLAYOFF CAREER

YEAR	TEAM	LEAGUE	GP	G	A	PTS	+/-	PIM	PP	SH	GW	S	S%	BS	H	TOI	F0%
2012-13	Houston	AHL	5	1	1	2	-2	4	1	0	0	7	14.3	-	-	-	-
2013-14	MINNESOTA	NHL	13	4	3	7	3	2	0	0	1	35	11.4	13	14	18:01	54.1
2014-15	MINNESOTA	NHL	10	2	4	6	2	0	0	0	1	18	11.1	7	18	17:50	49.3
WILD/NHL TOTALS			23	6	7	13	5	2	0	0	2	53	11.3	20	32	17:56	51.9



ERIK HAULA
(HALL-1a)
56
CENTER
Shoots: Left
Ht: 6-0 • Wt: 193
Born: 3/23/91
Pori, FIN

2014-15 HIGHLIGHTS

- Set career highs in games played, goals, penalty minutes, shots, hits and blocked shots. Ranked third on team in takeaways.
- Recorded four points (2-2=4), a plus-4 rating and six shots in two-game span (2/26-2/28). First career back-to-back multi-point games.
- Had two points (1-1=2), four shots and career-best plus-2 in 100th NHL game at NSH (2/26).
- Skated season-high 15:04 vs. VAN (2/9).
- Won 10-of-13 faceoffs at DET (1/20).
- Tallied two points (1-1=2) including first career power-play goal at BUF (1/15).
- Won career-high 11 faceoffs (out of 16) vs. TOR (1/2).
- Set career high with three hits at MTL (11/8).
- Tied career high with five shots at LA (10/19).

CAREER

- Ranked T-1st on team in goals and T-3rd in playoff scoring in 2014. Amongst NHL rookies, ranked T-3rd in goals, T-5th in plus/minus and T-6th in scoring.
- Recorded game-winning goal in Game 3 of Western Conference Semifinal vs. CHI (5/16/14).
- Tallied a goal in first career playoff game, Game 1 of Western Conference Quarterfinal at COL (4/17/14, Varlamov).
- Set rookie franchise record with a plus-14 rating in 2013-14. Ranked fourth on team in plus/minus and registered a minus rating three times during season.
- Recorded first career game-winning goal and won 8-of-11 faceoffs vs. PIT (4/5/14).
- Tallied game-tying goal with 1:54 remaining and recorded career highs with five shots and 15:30 in TOI at CHI (4/3/14).
- Notched first career shorthanded goal and career-high 15 PIM at DAL (3/8/14).
- Tallied first career NHL goal vs. DAL (Lehtonen, 1/18/14).
- Tallied assist and skated 14:17 in NHL debut vs. COL (11/29/13).
- Signed an entry-level contract with the Wild on April 7, 2013 and appeared in six regular season games and five playoff contests with Houston (AHL).
- Served as an alternate captain and led the University of Minnesota in points, assists and plus/minus rating and ranked second in goals during his junior season in 2012-13.
- Ranked second in the NCAA in assists and T-4th in scoring and was named to the 2013 WCHA Second All-Star Team and the WCHA All-Academic Team.
- Led the University of Minnesota and ranked ninth in the nation in scoring in 2011-12 and helped lead the Gophers to the NCAA Frozen Four.
- Named to the 2010 USHL All-Rookie Team and 2010 USHL Second All-Team.
- Has played in four international tournaments for Finland.
- Collected one assist in six games as Finland claimed a silver medal at the 2014 World Championship.
- Led Finland in goals and ranked second in scoring at 2011 World Junior Championship with seven points (4-3=7) in six games.
- Helped Finland claim bronze medal at 2009 Under-18 World Championship totaling four points (3-1=4) in six games.
- Played for Finland at 2008 Under-18 World Championship and recorded four points (1-3=4).

CAREER TRANSACTIONS

- Selected by Minnesota in the seventh round (182nd overall) of the 2009 NHL Entry Draft.
- Signed through 2016-17. Becomes a restricted free agent 2017-18.

PERSONAL

- Charitable interests include the Hockey Dreams Foundation and working at youth hockey camps in the offseason.
- His father, Tomi, played and coached semiprofessional (American) football in Finland.
- Began playing golf at age 10 and won the Wild's golf tournament entering this season's training camp.
- During the Wild's inaugural season in 2000-01: Was in third grade playing hockey with Pori Assat.

HAULA'S CAREER HIGHLIGHTS

Goals, Game: 1 – 13 times	+/-, Game: 2 – two times	Assist Streak: 3g – 4/8-4/13/14
Assists, Game: 1 – 16 times	Shots, Game: 5 – two times	Point Streak: 3g – two times
Points, Game: 2 – four times	TOI, Game: 15:30 – at CHI, 4/3/14	Career Hat Tricks: None
PIM, Game: 15 – at DAL, 3/8/14	Goal Streak: 2g – two times	Career Shootout: 0-0

HAULA VS. NHL


TEAM	GP	G	A	PTS	+/-	PIM	TEAM	GP	G	A	PTS	+/-	PIM	TEAM	GP	G	A	PTS	+/-	PIM
ANA	4	1	0	1	1	0	DET	4	0	0	0	-2	2	OTT	3	0	0	0	-1	0
ARI	5	0	0	0	0	0	EDM	5	0	2	2	0	6	PHI	2	0	0	0	-1	0
BOS	3	0	2	2	1	2	FLA	2	0	0	0	1	0	PIT	4	1	1	2	2	2
BUF	2	1	1	2	0	0	LA	5	0	1	1	-1	2	SJ	4	0	0	0	-1	0
CAR	2	1	0	1	0	2	MIN	-	-	-	-	-	-	STL	7	0	2	2	2	2
CGY	4	0	0	0	2	0	MTL	2	0	0	0	0	0	TB	3	1	0	1	0	2
CHI	7	1	1	2	2	6	NJ	2	0	1	1	-1	0	TOR	2	0	0	0	-1	2
CBJ	3	0	0	0	0	4	NSH	7	2	2	4	-1	0	VAN	6	0	1	1	1	0
COL	10	1	2	3	4	4	NYI	2	1	0	1	-1	2	WAS	2	0	0	0	-1	0
DAL	8	3	0	3	2	21	NYR	3	0	0	0	1	0	WPG	5	0	0	0	-1	2

HAULA'S PROFESSIONAL CAREER

SEASON	TEAM	LEAGUE	GP	G	A	PTS	+/-	PIM	PP	SH	GW	S	S%	BS	H	TOI	FO%
2012-13	Houston	AHL	6	0	2	2	1	2	0	0	0	12	0.0	-	-	-	-
2013-14	MINNESOTA	NHL	46	6	9	15	14	29	0	1	1	56	10.7	17	23	10:09	46.3
	Iowa	AHL	31	14	13	27	2	14	5	0	0	124	11.3	-	-	-	-
2014-15	MINNESOTA	NHL	72	7	7	14	-7	32	1	0	1	92	7.6	42	31	12:09	45.4
WILD/NHL TOTALS			118	13	16	29	7	61	1	1	2	148	8.8	59	54	11:22	45.7

HAULA'S PROFESSIONAL PLAYOFF CAREER

YEAR	TEAM	LEAGUE	GP	G	A	PTS	+/-	PIM	PP	SH	GW	S	S%	BS	H	TOI	FO%
2012-13	Houston	AHL	5	1	1	2	-4	4	0	0	0	11	9.1	-	-	-	-
2013-14	MINNESOTA	NHL	13	4	3	7	2	0	0	0	1	29	13.8	11	13	14:12	54.5
2014-15	MINNESOTA	NHL	2	1	0	1	1	0	0	0	0	4	25.0	3	4	21:59	25.0
WILD/NHL TOTALS			15	5	3	8	3	0	0	0	1	33	15.2	14	17	13:47	50.9



NO 56



MIKKO KOIVU

(MEE-koh KOY-voo)

9

CENTER

Shoots: Left

Ht: 6-3 • Wt: 215

Born: 3/12/83

Turku, FIN

2014-15 HIGHLIGHTS

- Ranked third in the NHL in faceoffs won, fourth in faceoffs taken and 14th in faceoff win percentage.
- Set career highs in faceoffs taken and faceoffs won.
- Led team in takeaways (T-15th in NHL), T-2nd in GWG, third in assists and shots and fourth in scoring.
- Recorded 500th career NHL point with an assist at NSH (4/9).
- Tallied six points (3-3=6) in last seven games played, 10 points (4-6=10) in last 14 games and 22 points (7-15=22) in last 31 games.
- Notched three points (2-1=3) vs. LA (3/28) to set franchise record for most career multi-point games (115).
- Registered season-high three assists vs. VAN (2/9).
- Had a season-high, five-game point streak (3-3=6, 11/28-12/9).
- Tied career high with nine shots and won 22-of-28 faceoffs vs. SJ (10/30).

CAREER

- Ranks first on the Wild's all-time lists in assists, points, power-play points, and multi-point games (115), second in goals, shots, shorthanded goals and games played, third in PIM and fourth in plus/minus rating.
- Ranks first in franchise history in playoff games and third in playoff scoring.
- Ranks T-1st in NHL with 16 game-deciding shootout goals and T-2nd with 39 career shootout goals.
- His 57.6% faceoff percentage led the NHL amongst players that took at least 125 faceoffs during 2014 playoffs. Set a franchise record winning 19 faceoffs in Game 3 vs. COL (4/21/14). Ranked T-3rd on team in playoff scoring in 2014.
- Missed 17 games and did not participate in 2014 Olympics due to ankle fracture suffered vs. WSH (1/4/14).
- Finished fifth in TOI/game amongst NHL forwards and 12th in faceoff win percentage in 2013-14.
- Recorded three assists at NYI (3/18/14) to become Wild's all-time leading scorer.
- Became Minnesota's all-time franchise leader in power-play points with a power-play assist vs. ANA (10/5/13).
- Ranked fifth in the NHL in faceoffs taken, sixth in faceoffs won and seventh in TOI/game amongst NHL forwards in 2012-13.
- Named to 2012 NHL All-Star Game but did not play due to injury.
- Tied Wild record with four assists, including his 200th NHL helper, and was a career-best plus-4 in his 400th NHL game vs. ARI (1/2/11).
- Named first full-time team captain in Wild history (10/20/09).
- Set career highs in goals, assists and points, leading Minnesota in assists (one shy of Wild single-season record) and points (third-most in Wild single season) in 2009-10.
- Tallied a goal in first four games of 2008 Western Conference Quarterfinal against Colorado. Led team in goals and ranked second in playoff scoring.
- Led Minnesota in points, assists and shorthanded goals in 2008-09 and became first NHL player to record nine or more points in team's first three games of the season since Adam Oates in 1993-94.
- Made NHL debut at San Jose (11/5/05) and scored his first NHL goal in his second NHL game at ANA (11/6/05, Giguere).
- Ranked second on Houston in goals in 2004-05 and played in 2005 AHL All-Star Game.

- Has played in 13 international tournaments for Finland.
- Led Finland in scoring as captain at the 2012 World Championship. Captained Finland to a gold medal at the 2011 World Championship.
- Won silver medal with Finland at 2006 Olympics, 2007 World Championship and 2004 World Cup of Hockey. Earned bronze medal at 2010 Olympics, 2008 and 2006 World Championships.
- Won a gold medal at the 2000 Under-18 World Championship, captained and led Finland in scoring at the 2001 Under-18 World Championship and earned a silver medal at the 2001 World Junior Championship.

CAREER TRANSACTIONS

- Selected by Minnesota in the first round (sixth overall) of the 2001 NHL Entry Draft.
- Signed through 2017-18. Becomes an unrestricted free agent 2018-19.

PERSONAL

- Charitable interests include Children's Hospital, where he is a title sponsor of two private patient rooms in the hospital's Neuroscience and Epilepsy Center.
- Wife, Helena, and daughter Sofie (2) and son Kasper (4 months).
- Supports Manchester United but prefers to play golf and tennis.
- During the Wild's inaugural season in 2000-01: Was in high school playing for TPS.

KOIVU'S CAREER HIGHLIGHTS

Goals, Game: 2 – 14 times

Assists, Game: 4 – two times

Points, Game: 5 – vs. FLA, 10/16/08

PIM, Game: 12 – vs. TB, 11/28/08

+/-, Game: 4 – vs. ARI, 1/2/11

Shots, Game: 9 – four times

TOI, Game: 27:41 – vs. DAL, 4/10/10

Goal Streak: 3g – three times

Assist Streak: 6g – 12/23/09-1/2/10

Point Streak: 7g – three times

Career Hat Tricks: None

Career Shootout: 39-90

KOIVU VS. NHL

TEAM	GP	G	A	PTS	+/-	PIM	TEAM	GP	G	A	PTS	+/-	PIM	TEAM	GP	G	A	PTS	+/-	PIM
ANA	33	9	16	25	-3	16	DET	28	7	12	19	6	18	OTT	9	2	3	5	-7	0
ARI	31	6	20	26	5	22	EDM	53	6	34	40	7	24	PHI	8	0	1	1	-6	8
BOS	10	1	4	5	-1	4	FLA	10	4	11	15	4	8	PIT	11	2	4	6	-4	4
BUF	9	1	7	8	2	4	LA	30	7	20	27	4	16	SJ	32	7	10	17	-2	26
CAR	11	1	8	9	5	8	MIN	—	—	—	—	—	STL	36	7	20	27	-3	26	
CGY	53	11	17	28	-4	30	MTL	9	2	1	3	-6	14	TB	11	4	6	10	5	14
CHI	38	5	22	27	-4	20	NJ	10	1	4	5	3	2	TOR	9	2	6	8	3	8
CBJ	30	8	18	26	8	16	NSH	34	7	26	33	3	14	VAN	49	10	23	33	8	34
COL	54	15	23	38	3	42	NYI	9	3	8	11	6	4	WAS	10	1	5	6	-4	4
DAL	30	10	15	25	0	26	NYR	7	1	2	3	-4	4	WPG	17	4	10	14	4	6

KOIVU'S PROFESSIONAL CAREER

SEASON	TEAM	LEAGUE	GP	G	A	PTS	+/-	PIM	PP	SH	GW	S	S%	BS	H	TOI	FO%
2004-05	Houston	AHL	67	20	28	48	-1	47	4	1	4	–	–	–	–	–	–
2005-06	MINNESOTA	NHL	64	6	15	21	-9	40	3	0	0	96	6.3	17	22	13:17	47.4
2006-07	MINNESOTA	NHL	82	20	34	54	6	58	9	2	2	162	12.3	50	56	17:28	50.9
2007-08	MINNESOTA	NHL	57	11	31	42	13	42	2	0	2	144	7.6	21	40	20:53	52.5
2008-09	MINNESOTA	NHL	79	20	47	67	2	66	5	4	3	236	8.5	36	45	21:29	52.7
2009-10	MINNESOTA	NHL	80	22	49	71	-2	50	8	1	2	246	8.9	52	50	20:44	56.0
2010-11	MINNESOTA	NHL	71	17	45	62	4	50	7	1	3	191	8.9	29	63	19:29	52.8
2011-12	MINNESOTA	NHL	55	12	32	44	10	28	2	1	2	129	9.3	21	62	21:21	52.3
2012-13	MINNESOTA	NHL	48	11	26	37	2	26	0	0	3	127	8.7	18	47	21:06	54.0
2013-14	MINNESOTA	NHL	65	11	43	54	0	24	2	0	4	147	7.5	32	33	20:56	54.8
2014-15	MINNESOTA	NHL	80	14	34	48	2	38	4	0	4	179	7.8	41	40	19:16	55.2
WILD/NHL TOTALS			681	144	356	500	28	422	42	9	25	1657	8.7	317	458	19:32	53.4

KOIVU'S PROFESSIONAL PLAYOFF CAREER

YEAR	TEAM	LEAGUE	GP	G	A	PTS	+/-	PIM	PP	SH	GW	S	S%	BS	H	TOI	FO%
2004-05	Houston	AHL	5	1	0	1	-1	2	0	0	1	–	–	–	–	–	–
2006-07	MINNESOTA	NHL	5	1	0	1	-1	4	0	0	0	8	12.5	1	2	17:43	60.5
2007-08	MINNESOTA	NHL	6	4	1	5	0	4	0	1	0	20	20.0	4	9	21:56	49.2
2012-13	MINNESOTA	NHL	5	0	0	0	-6	8	0	0	0	11	0.0	4	11	20:30	52.1
2013-14	MINNESOTA	NHL	13	1	6	7	-4	10	0	0	0	30	3.3	9	17	20:32	57.6
2014-15	MINNESOTA	NHL	10	1	3	4	-4	2	1	0	0	14	7.1	6	7	18:13	53.3
WILD/NHL TOTALS			39	7	10	17	-15	28	1	1	0	83	8.4	24	46	19:47	54.9





DARCY KUEMPER
(KEHM-puhr)
35
GOALTENDER
Catches: Left
Ht: 6-5 • Wt: 212
Born: 5/5/90
Saskatoon, SK, CAN

2014-15 HIGHLIGHTS

- Set career highs in games played, minutes, wins and shutouts.
- Made 32 saves in 4-2 win at NSH (4/9) - first start since 1/6 and first NHL action since relief stint at DET (1/20).
- Stopped all 26 shots faced vs. ARI (10/23). Second goalie since 1943-44 to record three shutouts in first four appearances of season (Leclaire-CBJ, 2007-08).
- Recorded a career high and franchise record shutout streak of 163:46 from the start of the season.
- Named NHL's Second Star of Week (10/13).
- Made 30 saves to earn second straight shutout at COL (10/11). Youngest goalie in NHL history to post shutouts in team's first two games.
- Stopped all 16 shots faced vs. COL (10/9) - youngest goalie to start a home opener for Minnesota.

CAREER

- Set franchise rookie records with 16 consecutive starts (1/12-3/8/14), 12 wins and two shutouts in 2013-14. Finished second all-time with 26 games played (Harding-29 in 2007-08).
- Ranked second in starts, T-3rd in shutouts, fourth in SV% and T-4th in wins and GAA amongst rookie goalies with 10 or more games played.
- Went 12-7-4 with a 2.28 GAA, .921 SV% and two shutouts in 24 starts following recall on Jan. 2, 2014.
- Stopped all 22 shots faced in first career playoff start, a 1-0 overtime win in Game 3 of Western Conference Quarterfinal vs. COL (4/21/14). Shutout was first in Wild playoff history.
- Named NHL Third Star of the Week after going 3-0-0 with .970 GAA, .960 SV% and a shutout in three starts (3/3/14).
- Stopped all 23 shots faced in 4-0 win at NSH (1/12/14) for first career NHL shutout.
- Made 30 saves and stopped all seven shootout attempts to earn a 2-1 at VAN (2/28/14).
- Made NHL playoff debut against Chicago Blackhawks in 2013 Western Conference Quarterfinal. Appeared in Game 4 and Game 5 in relief of Josh Harding, stopping 29-of-33 shots faced.
- Made 29 saves in a 3-2 win vs. DET (2/17/13) to record his first career NHL victory.
- Made NHL debut at VAN (2/12/13) stopping 28-of-30 shots in a 2-1 loss.
- Began 2011-12 season with Ontario (ECHL) and went 7-1-0 with 1.74 GAA and .941 SV% before being promoted to Houston (AHL).
- Named Canadian Hockey League (CHL) Goaltender of the Year, Western Hockey League (WHL) Player of the Year and WHL Goaltender of the Year following 2010-11 season.
- Ranked first in the WHL in wins (45), GAA (1.86), SV% (.933) and shutouts (13). Thirteen shutouts tied a WHL single-season record.
- Ranked T-7th in the WHL in wins, ninth in GAA and T-9th in SV% (.908) in 2009-10. Named to the 2010 WHL East Second All-Star Team.
- Ranked second among WHL rookie goaltenders in wins and SV% (.898) and third in GAA in 2008-09.

CAREER TRANSACTIONS

- Selected by Minnesota in the sixth round (161st overall) of the 2009 NHL Entry Draft.
- Signed through 2015-16 season. Becomes a restricted free agent 2016-17.

PERSONAL

- Listens to country music and lists Eric Church as his favorite singer.
- Likes to watch football, play golf and cheer for the Toronto Blue Jays.
- Enjoys chocolate milk.
- During the Wild's inaugural season in 2000-01: Was in fifth grade playing goalie for the first time.

KUEMPER'S CAREER HIGHLIGHTS

Saves, Game: 41 – at DAL, 11/28/14
Shots Faced, Game: 45 – at DAL, 11/28/14
Goals Allowed, Game: 5 – three times
Consecutive Starts: 16g – 1/12-3/8/14
Winning Streak: 5g – 2/4-3/3/14

Point Streak: 6g – 5-0-1, 2/1-3/3/14
Losing Streak: 5g – 3/15-3/27/14
Shutout Streak: 163:46 (10/9-10/17/14)
Shutouts: 5 – last, vs. ARI, 10/23/14
Career Shutout Record: 3-3 (15/24, .625 SV%)

KUEMPER VS. NHL

TEAM	GP	W-L-OT	GAA	SHO	SV%
ANA	4	1-3-0	3.20	0	0.887
ARI	1	1-0-0	0.00	1	1.000
BOS	1	0-1-0	3.05	0	0.893
BUF	1	0-0-0	20.00	0	0.000
CAR	–	–	–	–	–
CGY	2	1-0-1	2.95	0	0.891
CHI	2	1-0-0	1.21	0	0.959
CBJ	2	0-1-1	1.45	0	0.944
COL	3	2-0-0	1.54	2	0.942
DAL	7	4-3-0	3.07	0	0.910
TEAM	GP	W-L-OT	GAA	SHO	SV%
DET	3	1-1-1	1.92	0	0.933
EDM	3	2-0-1	1.30	1	0.941
FLA	–	–	–	–	–
LA	3	1-1-0	2.54	0	0.903
MIN	–	–	–	–	–
MTL	3	1-1-0	3.29	0	0.864
NJ	1	0-1-0	2.00	0	0.909
NSH	4	3-0-0	2.08	1	0.921
NYI	–	–	–	–	–
NYR	2	1-1-0	3.03	0	0.880
TEAM	GP	W-L-OT	GAA	SHO	SV%
OTT	1	0-1-0	3.00	0	0.906
PHI	2	1-1-0	3.05	0	0.912
PIT	1	0-1-0	3.05	0	0.857
SJ	5	1-1-2	2.93	0	0.890
STL	2	0-1-0	4.56	0	0.818
TB	3	2-1-0	1.69	0	0.939
TOR	2	1-1-0	2.61	0	0.905
VAN	3	1-2-0	2.20	0	0.918
WAS	–	–	–	–	–
WPG	2	2-0-0	1.71	0	0.939

KUEMPER'S PROFESSIONAL CAREER

SEASON	TEAM	LEAGUE	GP	W	L	OT	GA	GAA	SV	SV%	SO	MIN
2011-12	Houston	AHL	19	6	6	4	42	2.36	546	.923	1	1,070
2012-13	MINNESOTA	NHL	6	1	2	0	10	2.08	119	.916	0	288
	Houston	AHL	21	13	8	0	38	1.88	537	.934	4	1,209
2013-14	MINNESOTA	NHL	26	12	8	4	60	2.43	642	.915	2	1,480
	Iowa	AHL	17	7	10	0	41	2.47	538	.929	1	997
2014-15	MINNESOTA	NHL	31	14	12	2	68	2.60	650	.905	3	1,569
	Iowa	AHL	5	2	3	0	15	3.22	122	.891	1	279
WILD/NHL TOTALS			63	27	22	6	138	2.48	1,401	.910	5	3,337

KUEMPER'S PROFESSIONAL PLAYOFF CAREER

SEASON	TEAM	LEAGUE	GP	W	L	GA	GAA	SV	SV%	SO	MIN
2012-13	MINNESOTA	NHL	2	0	0	4	3.29	29	.879	0	73
	Houston	AHL	2	1	1	3	1.51	67	.957	1	119
2013-14	MINNESOTA	NHL	6	3	1	11	2.03	116	.913	1	325
2014-15	MINNESOTA	NHL	1	0	0	0	0.00	9	1.000	0	23
WILD/NHL TOTALS			9	3	1	15	2.14	154	.911	1	421



**NINO
NIEDERREITER**
(NEE-noh NEE-duhr-righ-tuhr)

22
RIGHT WING
Shoots: Left
Ht: 6-2 • Wt: 211
Born: 9/8/92
Chur, CHE

2014-15 HIGHLIGHTS

- Led team in PIM, ranked T-1st in goals and third in hits during playoffs.
- Led team in hits and GWG and ranked second in goals and PPG during regular season.
- Set career highs in goals, points, PPG, GWG, shots and blocked shots.
- First Swiss-born player in NHL history to reach 20-goal milestone.
- Had a career-best, three-game assist streak (0-3=3, 3/6-3/10).
- Notched two goals at VAN (2/16) and two goals at NSH (2/26).
- Skated in 200th NHL game vs. CAR (2/14).
- Tallied goal, plus-2 and team-high five hits vs. VAN (2/9).
- Registered season-high six hits at PIT (1/13) and vs. WPG (4/6).
- Skated career-high 19:24 vs. WPG (12/27).
- Scored on first career penalty shot at CHI (12/16).
- Recorded first career hat trick vs. BUF (11/13) – ninth player in Wild history to record a hat trick.
- Scored first career shorthanded goal vs. PIT (11/4).
- Tallied goal and registered career-high seven shots vs. COL (10/9).

CAREER

- Franchise leader in playoff GWG.
- Led team in GWG and hits during 2014 playoffs.
- Recorded three points (2-1=3) including GWG 5:02 into overtime in Game 7 of Western Conference Quarterfinal at COL (4/30/14). Became third player in NHL history to register first two postseason goals in a Game 7 (Jiri Hrdina, Adam Henrique), second youngest player in Stanley Cup Playoffs history to record an overtime goal in Game 7 (Claude Lemieux, 20) and fourth youngest player in NHL history to record three points in a Game 7.
- Established career highs in games played, assists, plus/minus rating, penalty minutes and hits in 2013-14.
- Ranked second on team in hits, T-3rd in goals and fifth in shots in 2013-14.
- Set career highs with seven hits at OTT (11/20/13) and at COL (1/30/14).
- Scored first career game-winning goal in 3-2 overtime win vs. NSH (2/6/14). Tallied career-high three assists for first career multi-point game vs. NJ (11/3/13). Notched first career power-play goal vs. CAR (10/24/13).
- Had career-high, four-game point streak (2-3=5, 1/2-1/9/14).
- Ranked fifth in the AHL in shots (230), T-10th goals (28) and T-13th with 10 PPG in 2012-13. Recorded an assist for Eastern Conference in AHL All-Star Game.
- Made NHL debut vs. DAL (10/9/10) becoming youngest player in Islanders history (18 years, 31 days). Scored first career goal at WSH (10/13/10, Neuirth), becoming youngest player in Islanders history and fourth youngest player in expansion era to score NHL goal at 18 years, 35 days old (Grant Mulvey, 18 years, 32 days; Jordan Staal, 18 years, 32 days; Patrick Marleau, 18 years, 34 days).
- Assigned to Portland (WHL) on Oct. 28, 2010 and helped Winterhawks reach WHL Finals. Ranked T-2nd in the WHL in playoff scoring.
- Ranked T-1st in game-winning goals, second in goals and seventh in scoring amongst WHL rookies in 2009-10. Named to 2010 WHL West Second All-Star Team.
- Has played in seven international tournaments for Switzerland.
- Registered a plus-2 rating and averaged 17:05 in TOI/game in four games for Switzerland at 2014 Olympics.

- Led Switzerland with five goals and ranked tied for second in scoring with eight points at 2013 World Championship, helping the Swiss earn a silver medal – its first World Championship medal in 60 years. Also played in 2012 and 2010 World Championships.
- Played in 2011 and 2010 World Junior Championships. Served as team captain in 2011 and led the 2010 team with 10 points (6-4=10) in seven games to earn a spot on the tournament All-Star Team.
- Tied for team lead with six points (3-3=6) in six games at the 2009 Under-18 World Junior Championship.

CAREER TRANSACTIONS

- Acquired by Minnesota from the New York Islanders in exchange for Cal Clutterbuck and a 2013 third-round selection (Eamon McAdam), June 30, 2013; Selected by the New York Islanders in the first round (fifth overall) of the 2010 NHL Entry Draft.
- Signed through 2016-17 season. Becomes a restricted free agent 2017-18.

PERSONAL

- Charitable interests include the Special Olympics.
- Enjoys watching tennis, including Switzerland's star players, and attended the French Open and Wimbledon this summer, where he met Roger Federer for the first time.
- Like any good Swiss native, chocolate is his favorite candy.
- During the Wild's inaugural season in 2000-01: Was an eight-year-old playing hockey in Chur.

NIEDERREITER'S CAREER HIGHLIGHTS

Goals, Game: 3 – vs. BUF, 11/13/14
Assists, Game: 3 – vs. NJ, 11/3/13
Points, Game: 3 – two times
PIM, Game: 6 – at PIT, 10/15/10

+/-, Game: 3 – vs. LA, 3/28/15
Shots, Game: 7 – vs. COL, 10/9/14
TOI, Game: 19:24 – vs. WPG, 12/27/14
Goal Streak: 2g – five times

Assist Streak: 3g – 3/6-3/10/15
Point Streak: 4g – 1/2-1/9/14
Career Hat Tricks: 1
Career Shootout: 1-5

NIEDERREITER VS. NHL

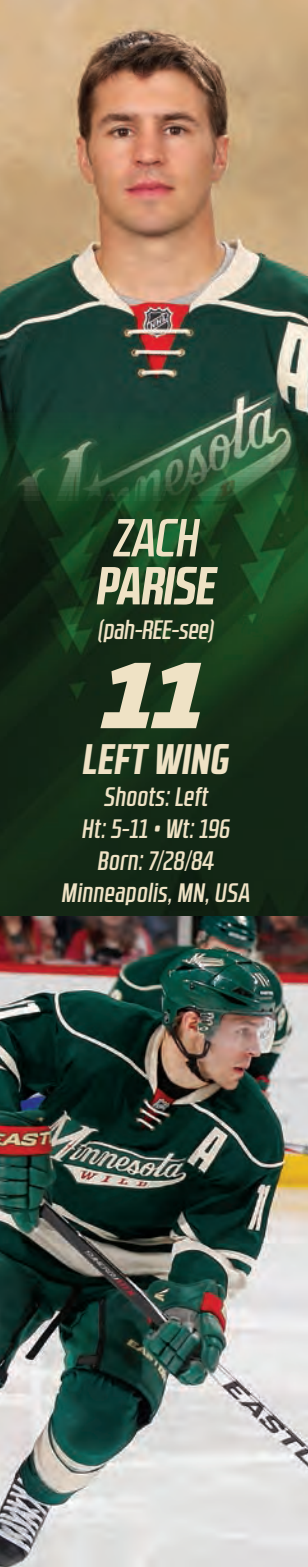
TEAM	GP	G	A	PTS	+/-	PIM	TEAM	GP	G	A	PTS	+/-	PIM	TEAM	GP	G	A	PTS	+/-	PIM
ANA	7	0	0	0	-5	2	DET	5	0	0	0	-1	2	OTT	8	0	0	0	-3	4
ARI	7	1	4	5	1	2	EDM	7	2	1	3	3	2	PHI	8	1	1	2	-4	2
BOS	7	1	0	1	-5	0	FLA	6	1	1	2	1	4	PIT	6	1	1	2	-3	8
BUF	8	3	1	4	0	6	LA	7	3	1	4	1	6	SJ	6	0	0	0	0	4
CAR	8	1	1	2	0	4	MIN	1	0	0	0	-1	0	STL	10	2	1	3	-1	2
CGY	7	0	0	0	0	2	MTL	8	2	0	2	-4	0	TB	6	1	3	4	1	2
CHI	10	2	1	3	2	4	NJ	8	0	4	4	0	0	TOR	9	0	1	1	0	4
CBJ	5	0	0	0	-4	0	NSH	10	3	5	8	2	4	VAN	6	4	1	5	4	2
COL	11	2	3	5	3	6	NYI	4	2	2	4	2	0	WAS	6	2	1	3	3	0
DAL	11	3	2	5	1	6	NYR	10	1	1	2	0	6	WPG	13	2	0	2	-9	8

NIEDERREITER'S PROFESSIONAL CAREER

SEASON	TEAM	LEAGUE	GP	G	A	PTS	+/-	PIM	PP	SH	GW	S	S%	BS	H	TOI	FO%
2010-11	NY ISLANDERS	NHL	9	1	1	2	-1	8	0	0	0	12	8.3	1	16	13:36	–
	Portland	WHL	55	41	29	70	28	67	12	–	–	–	–	–	–	–	–
2011-12	NY ISLANDERS	NHL	55	1	0	1	-29	12	0	0	0	74	1.4	14	129	10:07	0.0
	Bridgeport	AHL	6	3	1	4	4	4	0	0	0	16	18.8	–	–	–	–
2012-13	Bridgeport	AHL	74	28	22	50	-5	38	10	1	1	230	12.2	–	–	–	–
2013-14	MINNESOTA	NHL	81	14	22	36	12	44	2	0	1	143	9.8	23	175	14:06	26.9
2014-15	MINNESOTA	NHL	80	24	13	37	2	28	6	1	5	149	16.1	32	155	14:33	28.6
WILD TOTALS			161	38	35	73	14	72	8	1	6	292	13.0	55	330	14:19	27.3
NHL TOTALS			225	40	36	76	-16	92	8	1	6	378	10.6	70	475	13:16	25.7

NIEDERREITER'S PROFESSIONAL PLAYOFF CAREER

YEAR	TEAM	LEAGUE	GP	G	A	PTS	+/-	PIM	PP	SH	GW	S	S%	BS	H	TOI	FO%
2013-14	MINNESOTA	NHL	13	3	3	6	0	8	0	0	2	22	13.6	0	40	14:40	0.0
2014-15	MINNESOTA	NHL	10	4	1	5	-2	10	0	0	1	19	21.1	2	23	15:06	0.0
WILD/NHL TOTALS			23	7	4	11	-2	18	0	0	3	41	17.1	2	63	14:51	0.0



ZACH
PARISE

(pah-REE-see)

11

LEFT WING

Shoots: Left

Ht: 5-11 • Wt: 196

Born: 7/28/84

Minneapolis, MN, USA

2014-15 HIGHLIGHTS

- Led team in playoff scoring and became franchise's all-time leader in playoff scoring.
- Led team in goals (T-10th in NHL), PPG (T-11th), scoring and shots (15th), T-1st in plus/minus, second in takeaways and fourth in hits during regular season.
- Set franchise record for plus-minus by a forward. Goal total ranked fourth all-time.
- Led team with 32 points (19-13=32) in final 39 games of season (since 1/15) and ranked T-5th in NHL with 19 goals.
- Tallied goal vs. CGY (3/27) to reach 30-goal plateau for sixth time. Fourth Wild player to score 30 goals.
- Had a season-best, four-game goal streak (5-1=6, 1/15-1/20) and five-game point streak (2-6=8, 11/28-12/9).
- Tallied goal and tied career high with 10 shots at COL (10/11).
- Tallied three points (1-2=3), nine shots and career-best, plus-4 rating vs. COL (10/9).

CAREER

- Since entering the NHL in 2005-06, ranks eighth in shots, 10th in GWG, 16th in goals and T-18th in PPG.
- Ranks T-2nd in NHL with 39 shootout goals.
- Notched a career-best, six-game point streak (3-7=10) in first six games of 2014 Western Conference Quarterfinal against Colorado. Ten points established new career high in a playoff series. Established career-best, four-game assist streak (0-5=5) in Games 1-4.
- Tallied franchise-record and career-high four points (2-2=4) including GWG in Game 6 vs. COL (4/28/14). Scored 49 seconds into contest to set franchise record for fastest goal to start playoff game.
- Ranked fourth in NHL with 14 PPG, 19th in TOI/game amongst forwards and T-22nd in shots and goals in 2013-14.
- Recorded 500th career point with first of two assists vs. PIT (4/5/14) joining his dad J.P. (594) to become third father-son duo to each tally at least 500 points in NHL history (Gordie and Mark Howe, Bobby and Brett Hull).
- Led Minnesota in goals, points, PPG, GWG, shots and ranked second in multi-point games (7) in 2012-13. Ranked third in the NHL in shots and 14th in TOI/game amongst forwards.
- Scored 200th career NHL goal at ARI (2/4/13), becoming the 36th American-born and eighth Minnesota-born player to reach milestone. Joined his dad, J.P., (238) to become the second father-son duo to each score at least 200 NHL goals - Bobby (610) and Brett (741) Hull.
- Captained New Jersey to 2012 Stanley Cup Final. Ranked T-1st in goals and T-6th in playoff scoring.
- Missed majority of the 2010-11 season due to a knee injury suffered at LA (10/30/10).
- Named to the 2009 NHL Second All-Star Team, a finalist for the Lady Byng Trophy and fifth in balloting for the Hart Trophy as league MVP after setting career highs in goals, assists, points, plus/minus rating, PPG, power-play points (30) and shots in 2008-09.
- Recorded his first career NHL hat trick (3-1=4) vs. MTL (11/30/07, Price). Notched second career hat trick at WSH (3/2/12, Neuvirth).
- Named MVP of the 2007 NHL YoungStars Game.
- Scored the game-winning goal and added an assist in NHL debut vs. PHI (10/5/05, Thibault).
- Has played in eight international tournaments for the United States.
- Tallied goal and averaged 18:29 in TOI/game as Team USA captain at 2014 Olympics.
- Named to the 2010 Olympic All-Star Team and ranked T-3rd in tournament scoring with eight points (4-4=8) in six games after helping Team USA claim a silver medal as an alternate captain, scoring the game-tying goal with 24.4 seconds remaining to send the gold-medal game vs. Canada into overtime.
- Played for Team USA at the 2005, 2007 and 2008 World Championships, serving as an alternate captain in 2008.
- Led the tournament in scoring and served as an alternate captain as Team USA claimed its first-ever World Junior Championship gold medal in 2004. Led team in scoring at 2003 World Junior Championship. Won a gold medal at the 2002 World Under-18 Championship.

- Totaled 116 points (49-67=116) in 76 games during two seasons (2002-04) at the University of North Dakota. Named to the 2003 WCHA All-Rookie Team, 2004 WCHA First All-Star Team, 2004 NCAA West First All-American Team and a finalist for the 2004 Hobey Baker Award.
- Tallied 340 points (146-194=340) in 125 games during two seasons (2000-02) at Shattuck-St. Mary's.

CAREER TRANSACTIONS

- Signed by Minnesota as a free agent, July 4, 2012; Selected by New Jersey in the first round (17th overall) of the 2003 NHL Entry Draft.
- Signed through 2024-25. Becomes an unrestricted free agent 2025-26.

PERSONAL

- Charitable interests include Defending the Blue Line and Children's Hospital, where he is a title sponsor of a private patient room.
- Wife, Alisha, and twins (1.5): son Jaxson and daughter Emelia.
- Watches tennis, a sport he has played since his youth.
- During the Wild's inaugural season in 2000-01: Was a junior playing at Shattuck-St. Mary's.

PARISE'S CAREER HIGHLIGHTS

Goals, Game: 3 – two times
Assists, Game: 4 – two times
Points, Game: 4 – eight times
PIM, Game: 15 – at ANA, 10/17/14

+/-, Game: 4 – vs. COL, 10/9/14
Shots, Game: 10 – two times
TOI, Game: 27:30 – at WSH, 11/12/11
Goal Streak: 6g – 11/7-11/19/09

Assist Streak: 6g – 11/26-12/8/11
Point Streak: 10g – 11/7-11/28/09
Career Hat Tricks: 2
Career Shootout: 39-90

PARISE VS. NHL

TEAM	GP	G	A	PTS	+/-	PIM	TEAM	GP	G	A	PTS	+/-	PIM	TEAM	GP	G	A	PTS	+/-	PIM
ANA	15	7	6	13	5	23	DET	12	9	3	12	2	2	OTT	26	7	17	24	3	2
ARI	12	8	4	12	6	2	EDM	14	4	5	9	0	10	PHI	43	18	19	37	8	14
BOS	29	8	11	19	-1	16	FLA	28	10	10	20	-1	10	PIT	47	15	22	37	-1	26
BUF	28	9	10	19	5	10	LA	16	3	7	10	4	2	SI	14	5	6	11	-3	0
CAR	28	16	9	25	1	10	MIN	5	1	3	4	-2	0	STL	16	9	2	11	-7	10
CGY	15	10	5	15	-4	8	MTL	29	14	11	25	13	12	TB	28	12	13	25	1	15
CHI	19	3	4	7	-1	4	NJ	3	0	3	3	3	2	TOR	28	11	8	19	-2	2
CBJ	12	5	4	9	0	6	NSH	17	10	6	16	2	8	VAN	15	6	3	9	-4	4
COL	21	7	14	21	9	8	NYI	45	18	24	42	15	12	WAS	28	8	14	22	-1	10
DAL	18	11	14	25	14	4	NYR	47	15	20	35	10	20	WPG	33	15	15	30	16	12

PARISE'S PROFESSIONAL CAREER

SEASON	TEAM	LEAGUE	GP	G	A	PTS	+/-	PIM	PP	SH	GW	S	S%	BS	H	TOI	FO%
2004-05	Albany	AHL	73	18	40	58	-	56	-	-	-	-	-	-	-	-	-
2005-06	NEW JERSEY	NHL	81	14	18	32	-1	28	2	0	5	133	10.5	22	11	13:08	42.6
2006-07	NEW JERSEY	NHL	82	31	31	62	-3	30	9	0	7	247	12.6	36	37	17:32	44.2
2007-08	NEW JERSEY	NHL	81	32	33	65	13	25	10	1	8	266	12.0	30	76	18:04	48.1
2008-09	NEW JERSEY	NHL	82	45	49	94	30	24	14	0	8	364	12.4	17	65	18:45	44.6
2009-10	NEW JERSEY	NHL	81	38	44	82	24	32	9	1	5	347	11.0	34	108	19:46	37.5
2010-11	NEW JERSEY	NHL	13	3	3	6	-1	6	0	0	1	49	6.1	6	13	19:51	36.4
2011-12	NEW JERSEY	NHL	82	31	38	69	-5	32	7	3	3	293	10.6	39	65	21:29	47.6
2012-13	MINNESOTA	NHL	48	18	20	38	2	16	7	0	4	182	9.9	41	58	20:40	33.3
2013-14	MINNESOTA	NHL	67	29	27	56	10	30	14	1	5	245	11.8	45	70	20:26	41.7
2014-15	MINNESOTA	NHL	74	33	29	62	21	41	11	0	3	259	12.7	56	86	19:11	16.7
WILD TOTALS			188	80	76	156	33	87	32	1	12	686	11.7	142	215	20:00	33.3
NHL TOTALS			691	274	292	566	90	264	83	6	49	2385	11.5	326	590	18:41	43.4

PARISE'S PROFESSIONAL PLAYOFF CAREER

YEAR	TEAM	LEAGUE	GP	G	A	PTS	+/-	PIM	PP	SH	GW	S	S%	BS	H	TOI	FO%
2005-06	NEW JERSEY	NHL	9	1	2	3	0	2	0	0	0	21	4.8	2	6	15:03	-
2006-07	NEW JERSEY	NHL	11	7	3	10	4	8	2	0	1	45	15.6	4	18	19:08	27.3
2007-08	NEW JERSEY	NHL	5	1	4	5	-5	2	1	0	0	20	5.0	1	11	18:29	-
2008-09	NEW JERSEY	NHL	7	3	3	6	2	2	1	0	1	29	10.3	2	17	19:02	40.0
2009-10	NEW JERSEY	NHL	5	1	3	4	0	0	0	1	0	20	5.0	3	4	20:44	25.0
2011-12	NEW JERSEY	NHL	24	8	7	15	-8	4	3	0	1	87	9.2	15	56	20:53	0.0
2012-13	MINNESOTA	NHL	5	1	0	1	-7	2	0	0	0	17	5.9	3	12	21:24	0.0
2013-14	MINNESOTA	NHL	13	4	10	14	-3	6	2	0	1	49	8.2	7	20	20:29	33.3
2014-15	MINNESOTA	NHL	10	4	6	10	0	4	1	1	0	20	20.0	9	22	18:53	0.0
WILD TOTALS			28	9	16	25	-10	12	3	1	1	86	10.5	19	54	20:04	33.3
NHL TOTALS			89	30	38	68	-17	30	10	2	4	308	9.7	46	166	19:32	26.9



JASON POMINVILLE
29
 RIGHT WING
 Shoots: Right
 Ht: 6-0 • Wt: 184
 Born: 11/30/82
 Repentigny, QC, CAN

2014-15 HIGHLIGHTS

- Ranked T-1st on team in assists, second in scoring and shots (T-18th in NHL), T-2nd in GWG and fifth in goals during regular season.
- Led team in shots and ranked T-2nd in playoff scoring.
- One of two players to play in every game for Wild (Coyle).
- Had a three-game goal streak (3-0=3, 2/9-2/12).
- Notched three assists at BUF (1/15).
- Had a pair of five-game point streaks (2-3=5, 11/28-12/9) and (2-5=7, 12/17-12/29).
- Skated in 700th NHL game vs. BOS (12/17).
- Recorded three assists and season-best, plus-3 rating vs. WPG (11/16).
- Skated season-best 23:00 vs. SJ (10/30).
- Notched season-high eight shots at BOS (10/28).

CAREER

- Ranks T-4th in NHL in games played since start of 2006-07 season.
- Missed nine games with a concussion in 2010-11 snapping a 336-games played streak and missed final two games of 2012-13 season with upper-body injury.
- Ranked second on team in scoring and assists in 2014 playoffs. Established career high with four-game assist streak (1-4=5) in Games 3-6 of 2014 Western Conference Quarterfinal vs. Colorado. Four-game point streak tied career best.
- Led team in scoring and goals (T-16th in NHL), ranked T-1st in game-winning goals, second in shots and power-play goals in 2013-14.
- Tallied 30th goal of season vs. NSH (4/13/14) - ninth time in franchise history and third player to reach milestone. Reached 30-goal plateau for third time in his career.
- Recorded 300th career assist at NJ (3/20/14), recorded assist at SJ (1/25/14) for 500th career point and tallied 200th career goal at CAR (11/9/13).
- Scored a goal and tallied an assist at the 2012 NHL All-Star Game.
- Named 16th full-time captain in Sabres history (10/6/11).
- Named a 2008 Finalist for the Lady Byng Memorial Trophy after netting career bests in points, assists and point streak (10 games). Led team in plus/minus rating.
- Scored five points (3-2=5) in seven games with Team USA at the 2008 World Championship, while playing on a line with Zach Parise. Born and raised in Quebec, he has dual citizenship because his mother is from Wisconsin and has never played for Hockey Canada.
- Ranked T-3rd on Buffalo in playoff scoring in 2007.
- Led NHL rookies in playoff scoring in 2006.
- Scored a career-high 34 goals, including career-best, six-game goal streak, in 2006-07.
- Scored his first career NHL hat trick (natural) vs. LA (1/14/06).
- Ranked fourth in the AHL with 34 goals, including a league-best 22 power-play goals in 2003-04. Started for Canadian Team at 2004 AHL All-Star Game.
- Made NHL debut at WSH (12/27/03) and scored first NHL goal at WSH (11/27/05, Kolzig).
- Ranked T-1st in QMJHL with 57 goals in 66 games with Shawinigan in 2001-02. Named to the 2002 QMJHL First All-Star Team and played in the 2002 CHL All-Star Cup.
- Helped Shawinigan to the best record in QMJHL in 2000-01. Played in the 2001 CHL All-Star Cup and the 2001 CHL/NHL Top Prospects Game.

CAREER TRANSACTIONS

- Acquired by Minnesota with a 2014 fourth-round selection (pick was later traded to Edmonton who selected William Lagesson) from Buffalo in exchange for Matt Hackett, Johan Larsson, a 2013 first-round selection (Nikita Zadorov) and a 2014 second-round selection (Vaclav Karabacek), April 3, 2013; Selected by Buffalo in the second round (55th overall) of the 2001 NHL Entry Draft.
- Signed through 2018-19. Becomes an unrestricted free agent 2019-20.

PERSONAL

- Charitable interests include Defending the Blue Line.
- Wife, Kim, and son Jayden (6) and daughter Caylee Rose (4).
- Supports the Green Bay Packers.
- During the Wild's inaugural season in 2000-01: Played for Swawinigan in the QMJHL.

POMINVILLE'S CAREER HIGHLIGHTS

Goals, Game: 3 – two times	+/-, Game: 4 – vs. TB, 3/19/08	Assist Streak: 8g – 3/17-4/3/09
Assists, Game: 3 – seven times	Shots, Game: 10 – at BOS, 11/10/07	Point Streak: 10g – 2/17-3/5/08
Points, Game: 4 – three times	TOI, Game: 26:39 – vs. NYR, 3/10/08	Career Hat Tricks: 2
PIM, Game: 6 – at BOS, 11/10/07	Goal Streak: 6g – 10/20-11/2/06	Career Shootout: 24-63

POMINVILLE VS. NHL

TEAM	GP	G	A	PTS	+/-	PIM	TEAM	GP	G	A	PTS	+/-	PIM	TEAM	GP	G	A	PTS	+/-	PIM
ANA	14	4	9	13	2	0	DET	13	2	8	10	-3	2	OTT	50	11	17	28	-5	22
ARI	14	5	5	10	3	2	EDM	13	3	7	10	8	0	PHI	32	12	18	30	-6	6
BOS	53	19	26	45	5	10	FLA	34	13	20	33	5	14	PIT	33	10	14	24	-8	19
BUF	4	2	4	6	0	0	LA	14	3	8	11	4	0	SJ	15	4	8	12	-3	0
CAR	34	14	14	28	9	10	MIN	6	1	2	3	-2	0	STL	16	4	6	10	-2	4
CGY	14	2	2	4	0	10	MTL	53	12	22	34	13	14	TB	33	16	21	37	14	10
CHI	17	8	4	12	-3	0	NJ	30	11	9	20	1	6	TOR	54	19	31	50	13	10
CBJ	14	8	5	13	-3	2	NSH	16	6	6	12	1	0	VAN	12	3	2	5	-8	0
COL	16	5	6	11	0	0	NYI	31	6	22	28	2	10	WAS	34	11	12	23	5	4
DAL	14	1	5	6	5	4	NYR	32	9	10	19	7	2	WPG	37	13	19	32	-1	10

POMINVILLE'S PROFESSIONAL CAREER

SEASON	TEAM	LEAGUE	GP	G	A	PTS	+/-	PIM	PP	SH	GW	S	%	BS	H	TOI	FO%
2002-03	Rochester	AHL	73	13	21	34	5	16	—	—	—	—	—	—	—	—	—
2003-04	BUFFALO	NHL	1	0	0	0	0	0	0	0	0	3	0.0	0	0	14:22	—
	Rochester	AHL	66	34	30	64	-1	30	—	—	—	—	—	—	—	—	—
2004-05	Rochester	AHL	78	30	38	68	1	43	—	—	—	—	—	—	—	—	—
2005-06	BUFFALO	NHL	57	18	12	30	-4	22	10	2	2	124	14.5	28	29	14:07	20
	Rochester	AHL	18	19	7	26	2	11	—	—	—	—	—	—	—	—	—
2006-07	BUFFALO	NHL	82	34	34	68	25	30	2	2	5	212	16.0	64	45	17:25	42.9
2007-08	BUFFALO	NHL	82	27	53	80	16	20	2	1	1	232	11.6	38	30	19:58	37.3
2008-09	BUFFALO	NHL	82	20	46	66	-4	18	6	1	2	239	8.4	50	44	19:46	37.3
2009-10	BUFFALO	NHL	82	24	38	62	13	22	8	0	2	252	9.5	41	45	18:45	35.0
2010-11	BUFFALO	NHL	73	22	30	52	1	15	5	1	2	215	10.2	50	35	18:09	43.2
2011-12	BUFFALO	NHL	82	30	43	73	-7	12	8	2	5	235	12.8	52	30	19:41	47.7
2012-13	BUFFALO	NHL	37	10	15	25	1	8	1	1	1	94	10.6	27	17	20:54	46.5
	MINNESOTA	NHL	10	4	5	9	0	0	1	0	1	24	16.7	8	4	17:31	57.9
2013-14	MINNESOTA	NHL	82	30	30	60	3	16	7	0	5	226	13.3	31	23	18:35	54.7
2014-15	MINNESOTA	NHL	82	18	36	54	9	8	3	0	4	252	7.1	32	44	18:17	44.8
WILD TOTALS			174	52	71	123	12	24	11	0	10	502	10.4	71	71	18:23	51.7
NHL TOTALS			752	237	342	579	53	171	53	10	30	2108	11.2	421	346	18:33	45.2

POMINVILLE'S PROFESSIONAL CAREER

YEAR	TEAM	LEAGUE	GP	G	A	PTS	+/-	PIM	PP	SH	GW	S	%	BS	H	TOI	FO%
2002-03	Rochester	AHL	3	1	1	2	-1	0	—	—	—	—	—	—	—	—	—
2003-04	Rochester	AHL	16	9	10	19	8	6	—	—	—	—	—	—	—	—	—
2005-06	BUFFALO	NHL	18	5	5	10	0	8	0	1	1	22	22.7	3	15	12:11	100.0
2006-07	BUFFALO	NHL	16	4	6	10	2	0	0	0	0	40	10.0	10	16	17:54	50.0
2009-10	BUFFALO	NHL	6	2	2	4	-1	2	0	0	1	18	11.1	4	15	20:17	25.0
2010-11	BUFFALO	NHL	5	1	3	4	0	2	0	0	1	9	11.1	4	3	15:51	36.4
2012-13	MINNESOTA	NHL	2	0	0	0	-1	0	0	0	0	4	0.0	0	2	13:32	—
2013-14	MINNESOTA	NHL	13	2	7	9	-3	0	0	0	0	32	6.3	6	12	18:16	45.8
2014-15	MINNESOTA	NHL	10	3	3	6	-1	0	2	0	1	33	9.1	6	10	17:29	57.1
WILD TOTALS			25	5	10	15	-5	0	2	0	1	69	7.2	12	24	17:38	48.4
NHL TOTALS			70	17	26	43	-4	12	2	1	4	158	10.8	33	73	16:22	45.1





NATE PROSSER
(PRAW-suhr)
39
DEFENSEMAN
Shoots: Right
Ht: 6-2 • Wt: 202
Born: 5/7/86
Elk River, MN, USA

2014-15 HIGHLIGHTS

- Set career highs in games played and shots. Hit total tied career best.
- Ranked fourth on team in blocked shots.
- Tied career high with plus-3 rating at NSH (2/26).
- Blocked team-high four shots and was a plus-2 vs. DAL (2/22).
- Recorded season-high five blocked shots at CGY (2/18).
- Tallied game-winning goal vs. CAR (2/14).
- Led team with four blocked shots vs. FLA (2/12).
- Registered assist, three shots and four blocked shots at PIT (1/13).
- Skated season-high 19:42 vs. WPG (11/16).

CAREER

- Ranked T-4th on team in blocked shots and T-5th in plus/minus during 2014 playoffs.
- Ranked third on team in PIM (career high) and fifth in blocked shots in 2013-14.
- Appeared in 100th career NHL game vs. CHI (1/23/14).
- Tallied GWG in 3-2 OT win vs. DAL (1/14/14) and collected first career GWG and career-best, plus-3 rating vs. EDM (1/16/14) to become first Wild defenseman to record back-to-back GWG in franchise history.
- Led team defensemen in plus/minus rating in 2012-13.
- Led Wild and ranked first among NHL rookies in blocked shots in 2011-12. Ranked seventh among rookies in TOI/game.
- Tallied first career NHL goal at CBJ (2/7/12, Sanford).
- Played in 23 games with Houston (AHL) in 2011-12 and ranked second on team with a plus-9 rating.
- Ranked T-3rd on Aeros with plus-12 rating in 2010-11 and second amongst team defensemen in scoring. Skated in all 24 playoff games as Houston advanced to Calder Cup finals.
- Earned an assist in his NHL debut at EDM (4/5/10).
- Notched 64 points (12-52=64) and 178 PIM in 137 games at Colorado College (2006-10).
- Ranked second amongst WCHA defensemen in scoring in 2009-10. Named to the 2010 WCHA Second All-Star Team.
- Led Colorado College defensemen in goals in 2008-09 and ranked T-1st on the team with a plus-21 rating in 2007-08.
- Played three seasons with the Sioux Falls Stampede (USHL, 2003-06). Helped Sioux Falls claim the Anderson Cup as 2005-06 regular season champion.
- Two-time All-Conference selection at Elk River High School.

CAREER TRANSACTIONS

- Claimed off waivers by Minnesota from St. Louis on Oct. 2, 2014; Signed by St. Louis as a free agent, July 21, 2014; Signed by Minnesota as a free agent, March 18, 2010.
- Signed through 2016-17. Becomes an unrestricted free agent 2017-18.

PERSONAL

- Charitable interests include Defending the Blue Line, Children's Hospital and Wishes & More.
- Wife, Brittani, and daughters Emeri (3) and Willa (1.5).
- Likes rock music, including P.O.D. and Breaking Benjamin.
- During the Wild's inaugural season in 2000-01: Was in eighth grade playing Bantam A in Elk River.

PROSSER'S CAREER HIGHLIGHTS

Goals, Game: 1 – five times
Assists, Game: 1 – 23 times
Points, Game: 1 – 28 times
PIM, Game: 15 – two times

+/-, Game: 3 – two times
TOI, Game: 25:53 – at COL, 2/2/12
Shots, Game: 3 – five times
Goal Steak: 2g – 1/16-1/18/14

Assist Streak: 2g – three times
Point Streak: 2g – five times
Career Hat Tricks: None
Career Shootout: 0-0

PROSSER VS. NHL

TEAM	GP	G	A	PTS	+/-	PIM
ANA	6	0	3	3	0	2
ARI	7	0	0	0	-1	12
BOS	4	0	0	0	-2	0
BUF	4	0	0	0	0	2
CAR	5	1	1	2	0	5
CGY	11	0	1	1	3	6
CHI	10	0	1	1	-2	31
CBJ	6	1	0	1	0	5
COL	11	0	1	1	-3	9
DAL	13	1	3	4	5	11

TEAM	GP	G	A	PTS	+/-	PIM
DET	10	0	0	0	0	8
EDM	10	1	2	3	6	10
FLA	5	0	0	0	1	0
LA	8	0	2	2	-4	2
MIN	–	–	–	–	–	–
MTL	4	0	1	1	2	0
NJ	3	0	0	0	-1	15
NSH	13	0	2	2	4	14
NYI	3	0	0	0	-2	2
NYR	2	1	0	1	-2	0


TEAM	GP	G	A	PTS	+/-	PIM
OTT	3	0	0	0	0	0
PHI	2	0	0	0	-1	4
PIT	3	0	1	1	-1	0
SJ	5	0	1	1	-2	4
STL	11	0	2	2	-3	0
TB	3	0	0	0	1	2
TOR	4	0	0	0	0	0
VAN	11	0	1	1	-1	6
WAS	4	0	0	0	-1	7
WPG	8	0	1	1	-6	2

PROSSER'S PROFESSIONAL CAREER

SEASON	TEAM	LEAGUE	GP	G	A	PTS	+/-	PIM	PP	SH	GW	S	%	BS	H	TOI
2009-10	MINNESOTA	NHL	3	0	1	1	2	8	0	0	0	4	0.0	5	2	19:37
	Colorado College	WCHA	39	4	24	28	8	58	3	0	1	–	–	–	–	–
2010-11	MINNESOTA	NHL	2	0	0	0	0	0	0	0	0	1	0.0	2	0	14:48
	Houston	AHL	73	8	19	27	12	31	2	0	0	87	9.2	–	–	–
2011-12	MINNESOTA	NHL	51	1	11	12	-17	57	0	0	0	32	3.1	124	34	19:15
	Houston	AHL	23	0	4	4	9	10	0	0	0	28	0.0	–	–	–
2012-13	MINNESOTA	NHL	17	0	0	0	4	4	0	0	0	5	0.0	22	17	11:15
2013-14	MINNESOTA	NHL	53	2	6	8	2	58	0	0	2	30	6.7	83	22	14:32
2014-15	MINNESOTA	NHL	63	2	5	7	-1	32	0	0	1	38	5.3	102	34	12:48
WILD/NHL TOTALS			189	5	23	28	-10	159	0	0	3	110	4.5	338	109	15:01

PROSSER'S PROFESSIONAL PLAYOFF CAREER

SEASON	TEAM	LEAGUE	GP	G	A	PTS	+/-	PIM	PP	SH	GW	S	%	BS	H	TOI
2010-11	Houston	AHL	24	2	2	4	2	16	0	0	1	34	5.8	–	–	–
2011-12	Houston	AHL	2	1	0	1	1	2	0	0	0	5	20.0	–	–	–
2013-14	MINNESOTA	NHL	10	0	0	0	2	12	0	0	0	7	0.0	16	5	12:31
2014-15	MINNESOTA	NHL	1	0	0	0	-1	2	0	0	0	0	–	1	0	4:02
WILD/NHL TOTALS			11	0	0	0	1	14	0	0	0	7	0.0	17	5	11:45





MARCO SCANDELLA

(skan-DEHL-a)

6 DEFENSEMAN

Shoots: Left
Ht: 6-3 • Wt: 211
Born: 2/23/90
Montreal, QC, CAN

2014-15 HIGHLIGHTS

- Set career highs in goals, points, shots, PIM and hits.
- Led team in PIM and shorthanded TOI/game (2:23), T-2nd in GWG and third in hits during regular season. Ranked T-3rd amongst NHL defensemen in GWG.
- Led team in plus/minus rating in playoffs.
- Became seventh defenseman in team history to record 10 goals in a season.
- Tied career high with five hits at CHI (4/7).
- Tied franchise record for shots by defenseman with eight vs. CHI (2/3).
- Skated in 200th game and was plus-3 vs. ARI (1/17).
- Skated season-high 27:26 at CBJ (12/31).
- Had career-best, four-game point streak (3-2=5, 12/20-12/29).
- Notched GWG and plus-3 at WPG (12/29).
- Signed five-year extension thru 2019-20 (11/29).
- Notched GWG in OT and plus-3 at DAL (11/28). Also tallied GWG in OT vs. WPG (11/16).
- Notched a goal in consecutive games for first time in career (2-1=3, 11/16, 11/20). Also recorded a goal in consecutive games on 12/20, 12/23 and 4/9, 4/11.

CAREER

- Ranked second on team in plus/minus during 2014 playoffs. Tallied a shorthanded goal in Game 2 of Western Conference Quarterfinal at COL (4/19/14).
- Set career highs in games played, assists and plus/minus rating in 2013-14. Ranked fourth on team in blocked shots and T-5th in plus/minus.
- Led team defensemen in scoring and ranked T-3rd on team in blocked shots in 2013.
- Tallied two assists for first career multi-point game vs. SJ (12/8/13).
- Skated career-high 35:32 vs. CHI (4/5/12) - third-highest total in franchise history.
- Ranked second amongst NHL rookies in blocked shots and TOI/game in 2011-12.
- Recorded first career GWG at LA (12/8/11).
- Scored first NHL goal in 2011-12 season opener vs. CBJ (10/8/11, Mason).
- Made NHL debut at FLA (11/12/10) and recorded first NHL point with an assist vs. ANA (11/17/10).
- Named to QMJHL roster for 2009 Subway Super Series and led Val-d'Or defensemen in playoff scoring.
- Led Val-d'Or rookie defensemen in scoring and was named the QMJHL Prospect of the Month in December 2007.
- Scored three points (1-2=3) including the game-winning goal in the semifinals and had a plus-7 rating in six games to claim silver medal for Canada at the 2010 World Junior Championship.
- Won a gold medal with Team Canada at the World Under-18 Championship, posting two points (1-1=2) and a plus-7 rating in seven games.

CAREER TRANSACTIONS

- Selected by Minnesota in the second round (55th overall) of the 2008 NHL Entry Draft.
- Signed through 2019-20. Becomes an unrestricted free agent 2020-21.

PERSONAL

- His uncle (mother's brother) is former NHL player Sergio Momesso.
- Formula One fan with an avid passion for cars.
- Like any good Montreal native, lists poutine as his favorite snack food.
- During the Wild's inaugural season in 2000-01: Was in fourth grade enjoying PlayStation.

SCANDELLA'S CAREER HIGHLIGHTS

Goals, Game: 1 – 18 times	+/-, Game: 4 – at PIT, 1/8/11	Assist Streak: 2g – three times
Assists, Game: 2 – two times	Shots, Game: 8 – vs. CHI, 2/3/15	Point Streak: 4g – 12/20-12/29/14
Points, Game: 2 – five times	TOI, Game: 35:32 – vs. CHI, 4/5/12	Career Hat Tricks: None
PIM, Game: 17 – at OTT, 11/6/14	Goal Streak: 2g – three times	Career Shootout: 0-0

SCANDELLA VS. NHL

TEAM	GP	G	A	PTS	+/-	PIM	TEAM	GP	G	A	PTS	+/-	PIM	TEAM	GP	G	A	PTS	+/-	PIM
ANA	10	1	4	5	-3	0	DET	10	0	0	0	-4	2	OTT	4	0	0	0	-1	17
ARI	9	0	1	1	3	2	EDM	11	0	2	2	-3	0	PHI	4	2	2	4	1	4
BOS	6	1	0	1	0	0	FLA	7	0	0	0	2	0	PIT	5	0	0	0	-1	2
BUF	2	1	0	1	-1	2	LA	9	1	1	2	-1	7	SJ	10	0	3	3	4	4
CAR	4	0	3	3	0	4	MIN	—	—	—	—	—	—	STL	11	1	0	1	-2	8
CGY	13	0	3	3	-3	6	MTL	5	0	0	0	-1	2	TB	6	1	1	2	2	9
CHI	12	2	4	6	4	4	NJ	4	0	2	2	4	4	TOR	4	0	0	0	1	0
CBJ	8	1	0	1	-7	0	NSH	13	3	2	5	0	2	VAN	11	1	0	1	-7	4
COL	14	0	1	1	-2	4	NYI	6	0	1	1	0	4	WAS	3	0	0	0	2	0
DAL	11	1	1	2	-1	2	NYR	6	0	2	2	-3	2	WPG	11	2	4	6	3	6

SCANDELLA'S PROFESSIONAL CAREER

SEASON	TEAM	LEAGUE	GP	G	A	PTS	+/-	PIM	PP	SH	GW	S	S%	BS	H	TOI
2008-09	Houston	AHL	2	0	0	0	-2	0	0	0	0	1	0.0	—	—	—
2009-10	Houston	AHL	7	0	1	1	2	7	0	0	0	7	0.0	—	—	—
2010-11	MINNESOTA	NHL	20	0	2	2	-9	2	0	0	0	13	0	22	20	14:58
	Houston	AHL	33	3	16	19	0	17	2	0	0	63	4.7	—	—	—
2011-12	MINNESOTA	NHL	63	3	9	12	-22	19	1	0	1	77	3.9	106	46	21:46
	Houston	AHL	9	2	3	5	4	4	0	0	0	15	13.3	—	—	—
2012-13	MINNESOTA	NHL	6	1	0	1	-1	4	0	0	0	7	14.3	4	8	14:26
	Houston	AHL	45	2	15	17	2	23	0	0	0	101	1.9	—	—	—
2013-14	MINNESOTA	NHL	76	3	14	17	10	20	0	0	1	80	3.8	102	70	18:49
2014-15	MINNESOTA	NHL	64	11	12	23	8	56	1	0	4	112	9.8	100	90	21:43
WILD/NHL TOTALS			229	18	37	55	-14	101	2	0	6	289	6.2	334	234	19:60

SCANDELLA'S PROFESSIONAL PLAYOFF CAREER

SEASON	TEAM	LEAGUE	GP	G	A	PTS	+/-	PIM	PP	SH	GW	S	S%	BS	H	TOI
2008-09	Houston	AHL	6	0	0	0	-4	2	0	0	0	3	0.0	—	—	—
2010-11	Houston	AHL	20	2	6	8	-3	8	2	0	0	28	7.1	—	—	—
2012-13	MINNESOTA	NHL	5	1	2	3	-1	0	0	0	0	6	16.7	10	5	18:01
	Houston	AHL	2	1	0	1	0	2	1	0	1	3	33.3	—	—	—
2013-14	MINNESOTA	NHL	13	2	1	3	4	0	0	1	0	20	10.0	21	21	21:28
2014-15	MINNESOTA	NHL	10	2	1	3	4	0	0	0	0	17	11.8	14	15	20:44
WILD/NHL TOTALS			28	5	3	8	7	0	0	1	0	43	11.6	45	41	20:35



JORDAN SCHROEDER

(SHRAY-duhr)

10

RIGHT WING

Shoots: Right

Ht: 5-9 • Wt: 184

Born: 9/29/90

Lakeville, MN, USA

2014-15 HIGHLIGHTS

- Made NHL playoff debut in Game 2 at STL (4/18).
- Set career high in shots, hits and plus/minus. Goal total tied career best.
- Skated season-high 13:57 at WSH (3/5).
- Recorded seven points (3-4=7), 24 shots and plus-9 rating in 12-game span (2/3-2/26) following recall from Iowa (2/3).
- Recorded goal and tied career high with three hits at EDM (2/20).
- Tallied career-high two assists at VAN (2/16).
- Tallied first goal of season and plus-2 rating vs. VAN (2/9) - 14th native of Minnesota to score for the Wild.
- Recorded career-high seven shots in 9:49 of TOI vs. CHI (1/8).
- Skated 12:06 in Wild debut vs. BUF (11/13) to become 19th Minnesota native to appear in a game for the Wild.
- Recorded 28 points (10-18=28) in 35 games with Iowa (AHL).

CAREER

- Missed 41 games during 2013-14 season with a lower-body injury suffered at PIT (10/19/13).
- Tallied career-high nine points (3-6=9) including two GWG with Vancouver in 2012-13.
- Made NHL debut vs. CGY (1/23/13). Collected first NHL point with an assist and won career-high 11 faceoffs at ANA (1/25/13). Recorded first two NHL goals including game-winning tally vs. CGY (2/9/13, Irving).
- Posted a career-best, four-game scoring streak (1-3=4, 3/19-3/24/13).
- Ranked T-2nd on Chicago (AHL) in goals and third in scoring during 2011-12 season.
- Played first full professional season with Manitoba (AHL) in 2010-11 and ranked third on team in rookie scoring. Ranked tied for fourth on team in playoff scoring.
- Recorded two goals in his first AHL game with Manitoba (3/21/10) following sophomore season at the University of Minnesota. Compiled a four-game scoring streak to start his professional career, registering six points (3-3=6, 3/21-3/29/10). Ranked second on team in playoff scoring.
- Has played in five international tournaments for the United States.
- Tallied eight points (3-5=8) in seven games and won gold medal at 2010 World Junior Championship. Ranked fourth on the team in scoring.
- Led United States with 11 points (3-8=11) in six games at 2009 World Junior Championship.
- Ranked second on United States with eight points (1-7=8) in six games at 2008 World Junior Championship. Tallied five points 3-2=5) in seven games at 2008 World Under-18 Championship as United States claimed bronze medal.
- Ranked third on United States in scoring with 11 points (4-7=11) in seven games as United States earned silver medal at 2008 Under-18 Championship.
- Named the 2009 WCHA Rookie of the Year after leading the NCAA in rookie scoring with 45 points (13-32=45) in 35 games with Minnesota. Also named to the WCHA Second All-Star Team and WCHA Rookie Team. Tied for team lead with plus-17 rating.
- Played two seasons with the U.S. National Team Development Program (2006-08).
- Recorded 62 points (27-35=62) in 31 games as Saint Thomas Academy won the 2006 Class A State Boys' Hockey Tournament.

CAREER TRANSACTIONS

- Signed by Minnesota as a free agent on July 11, 2014; Selected by Vancouver in the first round (22nd overall) of the 2009 NHL Entry Draft.
- Signed through 2015-16. Becomes a restricted free agent 2016-17.

PERSONAL

- Charitable interests include Defending the Blue Line, Folds of Honor and Friends of Saint Paul Hockey.
- Peanut butter cups are his favorite candy.
- Enjoyed time at his cabin on Lake Vermilion this summer.
- During the Wild's inaugural season in 2000-01: Was in fourth grade playing hockey in Lakeville. He attended the Wild's first game, watching now-coach and fellow Minnesotan Darby Hendrickson score the first Wild goal at Xcel Energy Center.

SCHROEDER'S CAREER HIGHLIGHTS

Goals, Game: 2 – two times
Assists, Game: 2 – at VAN, 2/16/15
Points, Game: 2 – three times
PIM, Game: 2 – four times

+/-, Game: 2 – four times
TOI, Game: 19:42 – vs. CHI, 1/29/14
Shots, Game: 7 – vs. CHI, 1/8/15
Goal Streak: None

Assist Streak: 2g – two times
Point Streak: 4g – 3/19-3/24/13
Career Hat Tricks: None
Career Shootout: 1-4

SCHROEDER VS. NHL

TEAM	GP	G	A	PTS	+/-	PIM
ANA	2	0	1	1	0	0
ARI	3	1	0	1	0	0
BOS	1	0	0	0	1	0
BUF	2	0	0	0	0	2
CAR	2	1	0	1	2	0
CGY	6	2	1	3	0	2
CHI	6	0	0	0	-2	0
CBJ	2	0	0	0	0	0
COL	6	0	1	1	1	0
DAL	4	0	1	1	-2	0

TEAM	GP	G	A	PTS	+/-	PIM
DET	3	0	0	0	-1	0
EDM	6	3	2	5	2	2
FLA	2	0	0	0	0	0
LA	4	0	1	1	-1	0
MIN	5	0	0	0	1	0
MTL	1	0	1	1	-1	0
NJ	–	–	–	–	–	–
NSH	5	0	2	2	2	0
NYI	2	0	0	0	0	0
NYR	2	0	0	0	-1	0

TEAM	GP	G	A	PTS	+/-	PIM
OTT	–	–	–	–	–	–
PHI	1	0	0	0	0	0
PIT	1	0	0	0	0	2
SJ	3	0	0	0	-2	0
STL	3	0	1	1	0	0
TB	1	0	0	0	-1	0
TOR	1	0	0	0	0	0
VAN	2	1	2	3	4	0
WAS	2	1	0	1	0	0
WPG	3	0	1	1	0	0

SCHROEDER'S PROFESSIONAL CAREER

SEASON	TEAM	LEAGUE	GP	G	A	PTS	+/-	PIM	PP	SH	GW	S	S%	BS	H	TOI	FO%
2009-10	Manitoba	AHL	11	4	5	9	-1	0	3	0	2	17	23.5	–	–	–	–
2010-11	Manitoba	AHL	61	10	18	28	-7	10	3	0	3	87	11.5	–	–	–	–
2011-12	Chicago	AHL	76	21	23	44	8	18	5	1	6	183	11.5	–	–	–	–
2012-13	VANCOUVER	NHL	31	3	6	9	0	4	1	0	2	28	10.7	11	10	13:43	43.6
	Chicago	AHL	42	12	21	33	0	14	1	0	2	85	14.1	–	–	–	–
2013-14	VANCOUVER	NHL	25	3	3	6	-7	2	0	0	0	25	12.0	8	20	12:01	45.9
	Utica	AHL	2	0	1	1	0	2	0	0	0	6	0.0	–	–	–	–
2014-15	MINNESOTA	NHL	25	3	5	8	9	2	0	0	0	48	6.3	6	24	10:51	–
	Iowa	AHL	35	10	18	28	-6	10	3	0	2	85	11.7	–	–	–	–
WILD TOTALS			25	3	5	8	9	2	0	0	0	48	6.3	6	24	10:51	–
NHL TOTALS			81	9	14	23	2	8	1	0	2	101	8.9	25	54	12:18	44.6

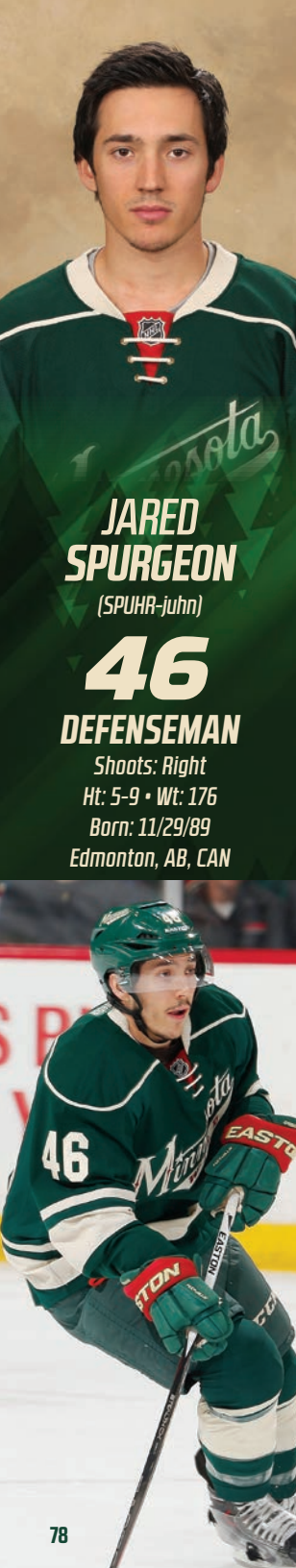
SCHROEDER'S PROFESSIONAL PLAYOFF CAREER

YEAR	TEAM	LEAGUE	GP	G	A	PTS	+/-	PIM	PP	SH	GW	S	S%	BS	H	TOI	FO%
2009-10	Manitoba	AHL	6	3	3	6	-2	4	2	0	0	12	25.0	–	–	–	–
2010-11	Manitoba	AHL	11	1	5	6	1	2	0	0	0	21	4.7	–	–	–	–
2011-12	Manitoba	AHL	5	1	1	2	1	0	0	0	0	6	16.7	–	–	–	–
2014-15	MINNESOTA	NHL	3	0	0	0	0	0	0	0	0	5	0.0	0	2	11:14	–
NHL TOTALS			3	0	0	0	0	0	0	0	0	5	0.0	0	2	11:14	–



JORDAN SCHROEDER

NO 10



JARED
SPURGEON

(SPUHR-juhn)

46
DEFENSEMAN

Shoots: Right

Ht: 5-9 • Wt: 176

Born: 11/29/89

Edmonton, AB, CAN

2014-15 HIGHLIGHTS

- Set career highs in goals, shots, blocked shots and shorthanded TOI/game (2:11).
- Ranked second amongst team defensemen in scoring and third in blocked shots and TOI/game during regular season.
- Led team in blocked shots and ranked third in TOI/game in playoffs. Point total ranked T-1st amongst team defensemen.
- Notched 100th career point with an assist vs. LA (3/28).
- Registered season-best plus-4 rating at BUF (1/15).
- Skated season-high 29:41 vs. WPG (12/27) - second highest of career.
- Notched career-high six hits and added six shots and plus-3 rating at FLA (11/24).
- Blocked eight shots and led team in TOI (28:58) vs. WPG (11/16).
- Recorded goal and tied franchise record for shots by a defenseman with eight vs. BUF (11/13).
- Recorded franchise-record nine blocked shots at COL (10/11).

CAREER

- Has recorded the second-fewest penalty minutes amongst NHL defensemen that have played in at least 200 games since entering the League in 2010-11.
- Established career highs in points, assists, plus/minus rating, PIM and hits in 2013-14.
- Ranked second on team in TOI/game and blocked shots during 2014 playoffs.
- Tallied tying goal with 2:27 left in regulation in Game 7 of Western Conference Quarterfinal at COL (4/30/14).
- Skated playoff career-high 29:37 in Game 1 of Western Conference Quarterfinal at COL (4/17/14).
- Tallied goal and skated career-high 30:40 vs. EDM (3/12/14).
- Made NHL playoff debut in 2013 and led team in blocked shots.
- Skated in 200th NHL game at NYR (12/22/13).
- Whistled for career-high four penalty minutes at TB (10/17/13) and at MTL (11/19/13).
- Set career high with four power-play goals in 2012-13. Ranked second in scoring amongst team defensemen and third in TOI/game.
- Recorded career-high, five-game point streak (2-4=6, 3/20-3/29/13).
- Set team record for defensemen with plus-5 rating (with Clayton Stoner) at DAL (3/25/13).
- Led team defensemen in scoring and shots in 2011-12. Ranked third on team in TOI/game, fourth in blocked shots and power-play points (2-10=12).
- Recorded two PIM in 53 games during rookie season in 2010-11 to become third NHL defenseman to play in 50 or more games in a season and register two or fewer penalty minutes (Tomas Kaberle 2001-02, Bill Quackenbush 1948-49).
- Made NHL debut at CGY (11/29/10), recorded assist for first NHL point at CHI (1/25/11) and notched first career NHL goal vs. EDM (2/22/11, Khabibulin).
- Ranked fifth in assists and ninth in scoring amongst Western Hockey League (WHL) defensemen in 2009-10.
- Ranked seventh with a plus-36 rating and T-14th in scoring amongst WHL defensemen in 2008-09.
- Member of 2008 Spokane Chiefs Memorial Cup championship team. Tallied five assists in 21 playoff games including one helper in four Memorial Cup contests.
- Ranked T-3rd in the WHL with a plus-36 rating and 13th in scoring amongst defensemen in 2007-08.

CAREER TRANSACTIONS

- Signed as a free agent by Minnesota on Sept. 23, 2010; Selected by N.Y. Islanders in the sixth round (156th overall) of the 2008 NHL Entry Draft.
- Signed through 2015-16. Becomes a restricted free agent 2016-17.

PERSONAL

- Charitable interests include Wishes & More and other children's charities.
- Likes to watch football and lists the Minnesota Vikings as his favorite sports team.
- Chips are his favorite snack food.
- During the Wild's inaugural season in 2000-01: Played hockey for KC Middle School.

SPURGEON'S CAREER HIGHLIGHTS

Goals, Game: 1 – 26 times
Assists, Game: 2 – eight times
Points, Game: 2 – 12 times
PIM, Game: 4 – two times

+/-, Game: 5 – at DAL, 3/25/13
Shots, Game: 8 – vs. BUF, 11/13/14
TOI, Game: 30:40 – vs. EDM, 3/11/14
Goal Streak: 2g – 4/8-4/10/11

Assist Streak: 4g – 2/19-2/26/12
Point Streak: 5g – 3/20-3/29/13
Career Hat Tricks: None
Career Shootout: 0-1

SPURGEON VS. NHL

TEAM	GP	G	A	PTS	+/-	PIM
ANA	14	2	0	2	-6	4
ARI	11	2	5	7	7	2
BOS	5	0	2	2	0	0
BUF	5	2	1	3	7	2
CAR	4	0	4	4	0	0
CGY	20	1	3	4	-4	2
CHI	15	0	5	5	-1	0
CBJ	11	0	4	4	-5	2
COL	23	2	6	8	10	0
DAL	15	2	6	8	0	0
TEAM	GP	G	A	PTS	+/-	PIM
DET	13	0	2	2	-5	0
EDM	16	4	4	8	6	0
FLA	5	0	2	2	3	0
LA	14	0	2	2	2	2
MIN	—	—	—	—	—	—
MTL	5	0	0	0	-2	4
NJ	5	1	4	5	6	2
NSH	14	1	3	4	-4	2
NYI	7	1	1	2	4	0
NYR	5	0	1	1	-2	0
TEAM	GP	G	A	PTS	+/-	PIM
OTT	3	0	0	0	0	2
PHI	5	0	2	2	1	0
PIT	4	0	0	0	-2	0
SJ	14	2	3	5	2	2
STL	17	1	3	4	-2	2
TB	6	1	3	4	1	4
TOR	6	1	0	1	-1	2
VAN	19	2	5	7	-3	2
WAS	2	1	0	1	-1	0
WPG	12	0	4	4	1	0

SPURGEON'S PROFESSIONAL CAREER

SEASON	TEAM	LEAGUE	GP	G	A	PTS	+/-	PIM	PP	SH	GW	S	S%	BS	H	TOI
2010-11	MINNESOTA	NHL	53	4	8	12	-1	2	2	0	1	38	10.5	45	37	15:04
	Houston	AHL	23	2	7	9	-5	10	1	0	0	34	5.9	—	—	—
2011-12	MINNESOTA	NHL	70	3	20	23	-4	6	2	0	1	92	3.3	95	36	21:35
2012-13	MINNESOTA	NHL	39	5	10	15	1	4	4	0	2	67	7.5	55	46	21:33
2013-14	MINNESOTA	NHL	67	5	21	26	15	16	2	0	1	91	5.5	107	80	22:38
2014-15	MINNESOTA	NHL	66	9	16	25	3	6	3	0	2	128	7.0	124	48	22:37
WILD/NHL TOTALS			295	26	75	101	14	34	13	0	7	416	6.3	426	247	20:53

SPURGEON'S PROFESSIONAL PLAYOFF CAREER

SEASON	TEAM	LEAGUE	GP	G	A	PTS	+/-	PIM	PP	SH	GW	S	S%	BS	H	TOI
2010-11	Houston	AHL	23	1	10	11	5	10	1	0	0	—	—	—	—	—
2012-13	MINNESOTA	NHL	5	0	0	0	-3	2	0	0	0	8	0.0	14	0	21:15
2013-14	MINNESOTA	NHL	13	3	3	6	0	2	1	0	0	22	13.6	26	21	24:04
2014-15	MINNESOTA	NHL	10	1	3	4	0	4	1	0	0	11	9.1	21	4	21:20
WILD/NHL TOTALS			28	4	6	10	-3	8	2	0	0	41	9.8	61	25	22:35



JARED SPURGEON

NO 46



RYAN
SUTER
(500-tuhr)

20
DEFENSEMAN

Shoots: Left
Ht: 6-2 • Wt: 206
Born: 1/21/85
Madison, WI, USA

2014-15 HIGHLIGHTS

- Led NHL in TOI/game (29:03) for third straight season. Skated more than 30 minutes 23 times.
- Assist total was second-most by a defenseman in team history.
- Ranked T-1st on team in assists (T-15th amongst NHL defensemen), second in blocked shots, third in PIM and sixth in scoring and hits.
- Notched goal, assist and plus-2 rating in 19:46 of ice time at 2015 NHL All-Star Game. Goal was first in an All-Star Game.
- Named NHL's 2nd Star of Week (12/15) - led defensemen in scoring with five assists in three games.
- Recorded season highs with six shots vs. NSH (1/10), three assists vs. NYI (12/9) and 33:49 in ice time vs. SJ (10/30).
- Tied career high with plus-4 rating vs. TB (10/25).

CAREER

- Ranks first in the NHL in TOI/game (26:29), third in assists, eighth in scoring and games played and 10th in power play points (120) amongst NHL defensemen since 2008-09.
- Led defensemen and ranked T-3rd on team in playoff scoring in 2014. Ranked third in NHL in TOI/game.
- TOI/game total of 29:25 in 2013-14 was highest by a player since 2001-02 (Chris Pronger - 29:28). Skated at least 30 minutes in 37 games.
- Set career highs in blocked shots and shots in 2013-14. Led team in blocked shots, T-1st in plus/minus rating, second in assists and third in shots.
- Notched 300th career point with assist on GWG at NSH (1/12/14).
- Recorded first career hat trick vs. WSH (1/4/14) including two PPG in 42 seconds to become first Wild defenseman to record hat trick and score twice in less than a minute.
- Recorded career-best, seven-game assist streak (0-7=7, 12/11-12/23/13) - franchise record for defensemen.
- Skated a career high and franchise-record 36:51 at WSH (11/7/13).
- Named to the 2013 NHL First All-Star Team and a finalist for the James Norris Memorial Trophy for first time in his career (finished second in voting).
- Skated a franchise playoff-record 41:08 TOI in Game 1 of Western Conference Quarterfinal at CHI (4/30/13). Led NHL in TOI/game during 2013 playoffs.
- Led NHL in TOI/game and ranked second in assists and third in scoring amongst defensemen in 2012-13. Skated more than 30 minutes in 10 games.
- Posted career highs in points, assists and power play points (3-22=25) in 2011-12. Ranked third in the NHL in TOI/game, third among NHL defensemen in power-play points, tied for sixth in assists and T-10th in scoring.
- Skated in 2012 NHL All-Star Game and registered an assist in 17:34 of ice time for Team Chara.
- Led all skaters in TOI/game during 2011 playoffs.
- Scored the overtime-forcing goal at 18:53 of the third period, then assisted on winning goal in Nashville's double overtime win in Game 2 of Western Conference Semifinal at VAN (4/30/11). Logged 42:01 in contest.
- Posted career highs in PIM, GWG and hits in 2008-09.
- Scored first career NHL goal, added an assist and career best plus-4 at CHI (12/21/05, Khabibulin). Notched an assist and logged 12:49 in NHL debut vs. SJ (10/5/05).
- Ranked second on Wisconsin with a plus-19 rating, third with 93 PIM and led team defensemen with 16 assists during freshmen campaign (2003-04). Named to the 2004 WCHA All-Rookie Team.
- Has competed in 11 international tournaments for the United States.
- Served as alternate captain, recorded three assists and led Team USA in TOI/game (23:27) at 2014 Olympics.
- Earned a silver medal at the 2010 Olympics serving as an alternate captain. Led the United States in TOI/game at 22:50, highlighted by a game-high 31:31 played in the Gold Medal Game. Tied for the Olympic tournament lead with plus-9 rating. T-1st on Team USA with four assists.

- Served as captain at the 2005 World Junior Championship. Named to the All-Tournament Team leading tournament defensemen in scoring (1-7=8). Helped United States capture its first-ever gold medal at 2004 World Junior Championship.
- Won USA Hockey's 2002-03 Bob Johnson Award, given annually to the U.S. player who excels in international competition. Won a gold medal at the 2002 Under-18 and Under-17 World Championships.

CAREER TRANSACTIONS

- Signed by Minnesota as a free agent, July 4, 2012; Selected by Nashville in the first round (seventh overall) of the 2003 NHL Entry Draft.
- Signed through 2024-25. Becomes an unrestricted free agent 2025-26.

PERSONAL

- Charitable interests include the Ronald McDonald House Charities Upper Midwest, where he serves as an official community ambassador with his wife.
- Wife, Becky, and son Brooks, and daughters Avery and Parker.
- If he had a Saturday night off, he'd mow grass.
- During the Wild's inaugural season in 2000-01: Was a sophomore in high school.

SUTER'S CAREER HIGHLIGHTS

Goals, Game: 3 - vs. WSH, 1/4/14
Assists, Game: 3 - four times
Points, Game: 3 - six times
PIM, Game: 8 - vs. WPG, 11/16/14

+/-, Game: 4 - seven times
Shots, Game: 7 - vs. BUF, 12/3/11
TOI, Game: 36:51 - at WSH, 11/7/13
Goal Streak: 2g - two times

Assist Streak: 7g - 12/11-12/23/13
Point Streak: 8g - 3/3-3/18/09
Career Hat Tricks: 1
Career Shootout: 0-0

SUTER VS. NHL

TEAM	GP	G	A	PTS	+/-	PIM
ANA	35	2	15	17	-5	20
ARI	34	3	8	11	2	22
BOS	10	1	6	7	4	10
BUF	9	0	6	6	0	8
CAR	11	0	5	5	8	10
CGY	39	3	11	14	4	24
CHI	57	4	26	30	-6	44
CBJ	49	2	23	25	11	42
COL	43	2	21	23	13	18
DAL	37	3	11	14	3	29

TEAM	GP	G	A	PTS	+/-	PIM
DET	54	4	21	25	-5	35
EDM	38	3	15	18	15	20
FLA	13	1	8	9	3	12
LA	35	1	15	16	-1	18
MIN	26	3	7	10	5	26
MTL	9	0	4	4	-3	4
NJ	11	1	7	8	-3	6
NSH	13	0	8	8	0	6
NYI	10	1	4	5	6	4
NYR	9	0	3	3	-3	6


TEAM	GP	G	A	PTS	+/-	PIM
OTT	10	3	4	7	2	8
PHI	11	1	5	6	-6	4
PIT	9	1	4	5	-2	2
SJ	36	2	15	17	-10	34
STL	53	2	22	24	13	26
TB	9	0	4	4	6	6
TOR	10	1	4	5	8	8
VAN	38	2	12	14	10	24
WAS	12	4	2	6	4	12
WPG	19	2	3	5	-6	14

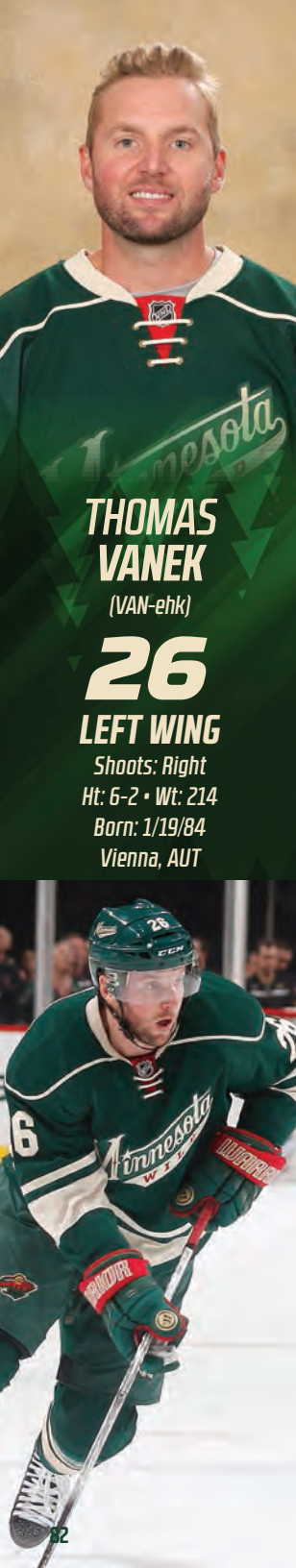
SUTER'S PROFESSIONAL CAREER

SEASON	TEAM	LEAGUE	GP	G	A	PTS	+/-	PIM	PP	SH	GW	S	S%	BS	H	TOI
2004-05	Milwaukee	AHL	63	7	16	23	-	70	-	-	-	-	-	-	-	-
2005-06	NASHVILLE	NHL	71	1	15	16	7	66	0	0	0	84	1.2	86	38	17:21
2006-07	NASHVILLE	NHL	82	8	16	24	10	54	1	0	0	87	9.2	69	45	20:09
2007-08	NASHVILLE	NHL	76	7	24	31	3	71	1	0	1	138	5.1	75	57	20:35
2008-09	NASHVILLE	NHL	82	7	38	45	-16	73	3	0	3	143	4.9	93	87	24:16
2009-10	NASHVILLE	NHL	82	4	33	37	4	48	2	0	1	125	3.2	112	55	23:59
2010-11	NASHVILLE	NHL	70	4	35	39	20	54	1	0	1	115	3.5	84	64	25:12
2011-12	NASHVILLE	NHL	79	7	39	46	15	30	3	1	1	134	5.2	116	46	26:30
2012-13	MINNESOTA	NHL	48	4	28	32	2	24	3	0	1	91	4.4	74	33	27:16
2013-14	MINNESOTA	NHL	82	8	35	43	15	34	3	0	0	150	5.3	132	72	29:25
2014-15	MINNESOTA	NHL	77	2	36	38	7	48	1	0	1	150	1.3	127	69	29:04
WILD TOTALS			207	14	99	113	24	106	7	0	2	391	3.6	333	174	28:47
NHL TOTALS			749	52	299	351	67	502	18	1	9	1217	4.3	968	567	24:20

SUTER'S PROFESSIONAL POSTSEASON CAREER

SEASON	TEAM	LEAGUE	GP	G	A	PTS	+/-	PIM	PP	SH	GW	S	S%	BS	H	TOI
2004-05	Milwaukee	AHL	7	1	5	6	-	16	-	-	-	-	-	-	-	-
2006-07	NASHVILLE	NHL	5	1	0	1	0	8	0	0	0	9	11.1	6	3	23:09
2007-08	NASHVILLE	NHL	6	1	1	2	-2	4	0	0	0	6	16.7	6	5	21:12
2009-10	NASHVILLE	NHL	6	0	0	0	-1	0	0	0	0	16	0.0	9	11	24:09
2010-11	NASHVILLE	NHL	12	1	5	6	2	6	0	0	0	23	4.3	21	21	28:51
2011-12	NASHVILLE	NHL	10	1	3	4	-3	4	1	0	0	30	3.3	14	12	28:50
2012-13	MINNESOTA	NHL	5	0	0	0	-5	4	0	0	0	5	0.0	10	10	31:37
2013-14	MINNESOTA	NHL	13	1	6	7	-5	4	1	0	0	29	3.4	28	25	29:13
2014-15	MINNESOTA	NHL	10	0	3	3	-8	0	0	0	0	13	0.0	20	15	26:59
WILD TOTALS			28	1	9	10	-18	8	1	0	0	47	2.1	58	50	28:51
NHL TOTALS			67	5	18	23	-22	30	2	0	0	131	3.8	114	102	27:20





THOMAS
VANEK

(VAN-ehk)

26

LEFT WING

Shoots: Right

Ht: 6-2 • Wt: 214

Born: 1/19/84

Vienna, AUT

2014-15 HIGHLIGHTS

- Ranked third on the team in scoring and assists, T-3rd in goals, fourth in shots.
- Reached 20-goal plateau for 10th straight season. Sixth European to score 20 or more goals in first 10 seasons (Jagr, Kovalchuk, Ovechkin, Selanne and Sundin). One of three active players to score 20 or more goals in first 10 seasons (Jagr, Ovechkin).
- Recorded 10 points (6-4=10) during team-best, eight-game point streak (3/8-3/23).
- Notched goal for 600th career point at STL (3/14). Recorded 300th career assist on GWG at CGY (1/29). Played in 700th career NHL game at DAL (1/3).
- Tallied two points (1-1=2) and season-high eight shots at BUF (1/15). Has scored against every NHL team.

CAREER

- Ranks second in PPG, T-8th goals, and T-11th in GWG since entering the NHL in 2005-06.
- Ranked second on Montreal in PPG and T-2nd in goals during 2014 playoffs.
- Ranked T-26th in the NHL in scoring in 2013-14 and his assist total tied career best. Averaged a career-best 19:21 in TOI/game.
- Notched ninth career hat trick vs. COL (3/18/14).
- Tallied 15 points (5-10=15) during career-high, 10-game point streak (12/20/13-1/7/14).
- Finished T-3rd in the NHL in PPG, T-10th in goals and T-22nd in takeaways (34) in 2012-13. Led Buffalo in points.
- Registered career-high five points vs. PHI (2-3=5, 1/20/13) and at BOS (3-2=5, 1/31/13) and named NHL Third Star for January.
- Led Buffalo with five goals in seven playoff games in 2011. Scored two PPG in Game 2 at PHI (4/16/11) and Game 6 vs. PHI (4/24/11).
- Tallied 32 goals in 2010-11 to become only player in Sabres history to lead team in goals for five consecutive seasons.
- Recorded career-high four goals at OTT (4/10/10).
- Skated in 2009 NHL All-Star Game and led NHL with 20 PPG in 2008-09.
- Ranked 13th in the NHL in goals in 2007-08.
- Recorded GWG in Game 1 vs. NYR (4/25/07) and Game 2 vs. NYR (4/27/07) of Eastern Conference Semifinal.
- Set career highs in goals, assists and points in 2006-07. Led the NHL with a plus-47 rating. Named to the 2007 NHL Second All-Star Team.
- Ranked sixth amongst NHL rookies in goals and seventh in points in 2005-06.
- Tallied an assist in his first NHL game vs. NYI (10/5/05) and tallied first two NHL goals vs. CAR (11/9/05, Gerber).
- Named to the 2005 AHL All-Rookie Team. Led the AHL with 25 PPG and ranked second with 42 goals.
- Has played in six international tournaments for Austria.
- Represented Austria at 2014 Olympics and registered one assist in four games.
- Participated in the 2004, 2008 and 2013 World Championships and the 2002 and 2004 World Junior Championships.
- Totalled 113 points (57-56=113) in 83 games during two seasons with the University of Minnesota (2002-04). Named to the 2004 NCAA West Second All-Tournament Team.
- Helped Golden Gophers claim 2003 NCAA title and was named the NCAA Championship Tournament MVP. Led NCAA rookies with 62 points (31-31=62) in 45 games and named 2003 WCHA Rookie of the Year. First European to play at the University of Minnesota.
- Named the 2002 USHL MVP and to the 2002 USHL First All-Star Team.

CAREER TRANSACTIONS

- Signed as a free agent by Minnesota on July 1, 2014; Acquired by Montreal from the New York Islanders in exchange for Sebastian Collberg and a second-round selection (Johnathan MacLeod) in the 2014 NHL Entry Draft, March 5, 2014; Acquired by the New York Islanders from Buffalo in exchange for Matt Moulson and first-round selection in the 2014 NHL Entry Draft and a second-round selection in the 2015 NHL Entry Draft, Oct. 27, 2013; Selected by Buffalo in the first round (fifth overall) of the 2003 NHL Entry Draft.
- Signed through 2016-17. Becomes an unrestricted free agent 2017-18.

PERSONAL

- Charitable interests include Children's Hospital and Defending the Blue Line.
- While country is his favorite music genre, U2 is his favorite band.
- Snacks on almonds.
- During the Wild's inaugural season in 2000-01: Went to school and played hockey in Sioux Falls.

VANEK'S CAREER HIGHLIGHTS

Goals, Game: 4 – at OTT, 4/10/10

Assists, Game: 3 – four times

Points, Game: 5 – two times

PIM, Game: 7 – vs. CHI, 1/8/15

+/-, Game: 5 – vs. PHI, 10/17/06

Shots, Game: 9 – five times

TOI, Game: 24:14 – at WPG, 10/18/08

Goal Streak: 5g – 10/10-10/18/08

Assist Streak: 5g – two times

Point Streak: 10g – 12/21/13-1/7/14

Career Hat Tricks: 9

Career Shootout: 23-62

VANEK VS. NHL

TEAM	GP	G	A	PTS	+/-	PIM
ANA	12	6	4	10	1	0
ARI	13	2	8	10	0	4
BOS	57	30	33	63	22	28
BUF	4	1	2	3	0	2
CAR	32	15	20	35	10	26
CGY	10	2	5	7	-2	4
CHI	15	4	5	9	2	7
CBJ	12	3	6	9	-8	8
COL	15	6	5	11	-2	6
DAL	13	6	8	14	2	8

TEAM	GP	G	A	PTS	+/-	PIM
DET	16	5	5	10	-8	2
EDM	9	2	6	8	7	8
FLA	35	21	12	33	6	26
LA	10	3	4	7	-3	6
MIN	8	5	5	10	5	2
MTL	55	16	23	39	3	36
NJ	33	11	5	16	-7	18
NSH	10	1	6	7	3	0
NYI	32	11	12	23	1	26
NYR	35	12	12	24	-2	18

TEAM	GP	G	A	PTS	+/-	PIM
OTT	55	19	20	39	-11	38
PHI	35	13	16	29	1	18
PIT	34	15	9	24	-3	34
SJ	12	6	2	8	4	6
STL	12	3	3	6	-2	8
TB	38	25	18	43	5	16
TOR	52	23	28	51	10	32
VAN	10	3	6	9	2	6
WAS	33	11	12	23	9	16
WPG	36	18	10	28	-10	32


VANEK'S PROFESSIONAL CAREER

SEASON	TEAM	LEAGUE	GP	G	A	PTS	+/-	PIM	PP	SH	GW	S	S%	BS	H	TOI	FO%
2004-05	Rochester	AHL	74	42	26	68	-3	62	—	—	—	—	—	—	—	—	—
2005-06	BUFFALO	NHL	81	25	23	48	-11	72	15	0	4	204	12.3	22	22	14:44	21.7
2006-07	BUFFALO	NHL	82	43	41	84	47	40	19	0	5	237	18.1	36	30	16:47	28.2
2007-08	BUFFALO	NHL	82	36	28	64	-5	64	20	0	9	240	15.0	24	45	16:51	46.2
2008-09	BUFFALO	NHL	73	40	24	64	-1	44	10	2	5	211	19.0	27	34	17:12	16.7
2009-10	BUFFALO	NHL	71	28	25	53	9	42	11	0	6	182	15.4	15	46	16:46	22.2
2010-11	BUFFALO	NHL	80	32	41	73	2	24	10	0	5	238	13.4	12	30	17:21	30.8
2011-12	BUFFALO	NHL	78	26	35	61	-6	52	9	0	5	204	12.7	22	34	16:56	50.0
2012-13	BUFFALO	NHL	38	20	21	41	-1	20	8	1	2	119	16.8	4	13	18:24	66.7
	Graz EC	Austria	11	5	10	15	—	4	—	—	—	—	—	—	—	—	—
2013-14	BUFFALO	NHL	13	4	5	9	-5	4	1	0	0	50	8.0	4	3	18:37	40.0
	NY ISLANDERS	NHL	47	17	27	44	4	34	5	0	2	137	12.4	10	17	20:00	100.0
	MONTREAL	NHL	18	6	9	15	8	8	2	0	2	61	9.8	3	10	18:11	42.5
2014-15	MINNESOTA	NHL	80	21	31	52	-6	37	5	0	2	171	12.3	13	32	16:13	50.0
WILD TOTALS			80	21	31	52	-6	37	5	0	2	171	12.3	13	32	16:13	50.0
NHL TOTALS			743	298	310	608	35	441	118	3	47	2054	14.5	192	316	16:58	37.0

VANEK'S PROFESSIONAL PLAYOFF CAREER

YEAR	TEAM	LEAGUE	GP	G	A	PTS	+/-	PIM	PP	SH	GW	S	S%	BS	H	TOI	FO%
2004-05	Rochester	AHL	5	2	3	5	—	10	—	—	—	—	—	—	—	—	—
2005-06	BUFFALO	NHL	10	2	0	2	-1	6	2	0	0	16	12.5	3	3	10:45	33.3
2006-07	BUFFALO	NHL	16	6	4	10	2	10	1	0	2	36	16.7	4	4	16:27	25.0
2009-10	BUFFALO	NHL	3	2	1	3	1	2	0	0	0	10	20.0	0	3	13:38	0.0
2010-11	BUFFALO	NHL	7	5	0	5	-7	0	4	0	0	20	25.0	3	5	17:10	0.0
2013-14	MONTREAL	NHL	17	5	5	10	-4	4	3	0	0	28	17.9	2	16	14:53	30.0
2014-15	MINNESOTA	NHL	10	0	4	4	-7	2	0	0	0	19	0.0	2	9	14:12	0.0
WILD TOTALS			10	0	4	4	-7	2	0	0	0	19	0.0	2	9	14:12	0.0
NHL TOTALS			63	20	14	34	-16	24	10	0	2	129	15.5	14	40	14:43	22.7





**JASON
ZUCKER**

(zook-er)

16

LEFT WING

Shoots: Left

Ht: 5-11 • Wt: 185

Born: 1/16/92

Newport Beach, CA, USA



2014-15 HIGHLIGHTS

- Set career highs in games played, goals, assists, points, PIM, shots, game-winning goals and hits.
- Recorded two goals at NSH (4/9).
- Tallied game-winning goal, five shots and 15:47 in ice time at CHI (4/7) after missing previous 27 games with broken clavicle.
- Skated career-high 21:42 and recorded goal, five shots and three hits vs. CHI (1/8).
- Netted career highs with three points (2-1=3) and plus-3 rating, also recorded eight shots vs. SJ (1/6).
- Recorded career-high five hits at DAL (1/3).
- Netted two goals and career-high nine shots at FLA (11/24).
- Tallied game-winning goal with 46 seconds remaining at PHI (11/20).
- Registered a career-best, four-game point streak (3-2=5, 10/25-10/30).
- Recorded first career two-goal game vs. TB (10/25).

CAREER

- Recorded four goals and plus-6 rating in 11 January games with Minnesota in 2013-14. Tallied goal eight seconds into third period vs. EDM (1/16/14) to set franchise record for fastest goal to start a period.
- Ranked T-2nd on team in playoff scoring in 2013. Scored overtime goal in Game 3 vs. CHI (5/5/13) becoming first Wild rookie to record OT playoff goal.
- Had surgery to repair a tendon in his left quadriceps on March 25, 2013 and missed final 23 games of season and playoffs due to injury.
- Ranked T-1st in the AHL in GWG (8), overtime goals (3), fifth in PPG (12) and T-12th in shots (205) in 2012-13.
- Named to the 2013 AHL All-Rookie Team. Led AHL rookies in shots, ranked fourth in goals and fifth in scoring. Led Houston in goals and ranked second in points.
- Scored two points (1-1=2) in 2013 AHL All-Star Game.
- Recalled by Minnesota on Feb. 16, 2013, and skated in 20 NHL games. Scored first career NHL goal in season debut vs. DET (2/17/13, Mrazek).
- Ranked T-9th in the NCAA with nine PPG, T-13th in goals and T-15th in the nation in scoring in 2011-12. Ranked second in the WCHA in goals and T-2nd in scoring.
- Named to the 2011 and 2012 WCHA Second All-Star Team, 2011 WCHA All-Rookie Team and the 2012 NCAA West Second All-American Team.
- Signed entry-level contract with Minnesota on March 27, 2012 and made his NHL debut vs. FLA (3/29/12). Posted two assists for first career NHL points vs. LA (3/31/12).
- Ranked second in the WCHA in goals and third in points and was named the 2011 WCHA Freshman of the Year. Also named to the Inside College Hockey All-America Rookie Team.
- Has played in five international tournaments for the United States.
- Notched seven points (3-4=7) in six games while captaining United States at 2012 World Junior Championship.
- Earned a bronze medal at the 2011 World Junior Championship.
- Won a gold medal at the 2009 and 2010 World Under-18 Championships as well as the 2010 World Junior Championship. One of two United States players to win three gold medals in one calendar year.
- Played two seasons with the U.S. National Team Development Program (2008-10).
- First Nevada-raised player to be drafted in the NHL.

CAREER TRANSACTIONS

- Selected by Minnesota in the second round (59th overall) of the 2010 NHL Entry Draft.
- Signed through 2015-16. Becomes a restricted free agent 2016-17.

PERSONAL

- Charitable interests include Minnesota's Red Dress Collection (women's heart health).
- Got engaged this summer.
- Considers racquetball one of his favorite hobbies after learning with his family 10 years ago.
- During the Wild's inaugural season in 2000-01: Was an eight-year-old playing roller hockey in Las Vegas.

ZUCKER'S CAREER HIGHLIGHTS

Goals, Game: 2 – four times
Assists, Game: 2 – vs. LA, 3/31/12
Points, Game: 3 – vs. SJ, 1/6/15
PIM, Game: 2 – 15 times

+/-, Game: 3 – vs. SJ, 1/6/15
TOI, Game: 21:42 – vs. CHI, 1/8/15
Shots, Game: 9 – at FLA, 11/24/14
Goal Streak: 2g – seven times

Assist Streak: 2g – 10/28-10/30/14
Point Streak: 4g – 10/25-10/30/14
Career Hat Tricks: None
Career Shootout: 0-0

ZUCKER VS. NHL

TEAM	GP	G	A	PTS	+/-	PIM	TEAM	GP	G	A	PTS	+/-	PIM	TEAM	GP	G	A	PTS	+/-	PIM
ANA	5	1	0	1	-3	2	DET	3	1	0	1	0	0	OTT	3	0	0	0	-1	0
ARI	6	3	0	3	0	0	EDM	5	1	0	1	3	0	PHI	2	1	0	1	-1	0
BOS	2	0	1	1	2	2	FLA	2	2	0	2	2	0	PIT	2	0	0	0	-1	0
BUF	3	1	0	1	0	2	LA	4	0	2	2	0	4	SJ	5	2	2	4	5	0
CAR	—	—	—	—	—	—	MIN	—	—	—	—	—	—	STL	3	0	1	1	-2	0
CGY	6	1	0	1	0	6	MTL	2	1	0	1	-1	0	TB	3	2	1	3	3	2
CHI	9	3	1	4	-3	4	NJ	1	0	0	0	-1	0	TOR	—	—	—	—	—	—
CBJ	2	0	0	0	-2	0	NSH	8	4	0	4	-1	0	VAN	4	2	0	2	1	4
COL	7	1	0	1	2	2	NYI	1	0	1	1	0	0	WAS	1	1	0	1	-1	0
DAL	6	1	0	1	-5	0	NYR	1	1	0	1	-1	0	WPG	2	0	0	0	0	2

ZUCKER'S PROFESSIONAL CAREER

SEASON	TEAM	LEAGUE	GP	G	A	PTS	+/-	PIM	PP	SH	GW	S	S%	BS	H	TOI	FO%
2011-12	MINNESOTA	NHL	6	0	2	2	-2	2	0	0	0	10	0.0	2	5	11:02	—
2012-13	MINNESOTA	NHL	20	4	1	5	4	8	0	0	0	34	11.8	5	11	11:16	0.0
	Houston	AHL	55	24	26	50	-6	43	12	1	8	205	11.7	—	—	—	—
2013-14	MINNESOTA	NHL	21	4	1	5	2	2	1	0	0	40	10.0	11	16	12:59	—
	Iowa	AHL	22	8	5	13	-8	55	4	0	1	80	10.0	—	—	—	—
2014-15	MINNESOTA	NHL	51	21	5	26	-9	18	1	1	3	124	16.9	13	67	15:04	28.6
WILD/NHL TOTALS			98	29	9	38	-5	30	2	1	4	208	13.9	31	99	13:36	25.0

ZUCKER'S PROFESSIONAL PLAYOFF CAREER

YEAR	TEAM	LEAGUE	GP	G	A	PTS	+/-	PIM	PP	SH	GW	S	S%	BS	H	TOI	FO%
2012-13	MINNESOTA	NHL	5	1	1	2	1	0	0	0	1	11	9.1	2	4	13:29	0.0
	Houston	AHL	1	0	0	0	1	0	0	0	0	1	0.0	—	—	—	—
2013-14	MINNESOTA	NHL															
2014-15	MINNESOTA	NHL	10	2	1	3	-1	2	0	0	0	21	9.5	5	20	14:11	—
WILD/NHL TOTALS			15	3	2	5	0	2	0	0	1	32	9.4	7	24	13:57	0.0



JASON ZUCKER

NO 16



IN THE SYSTEM



CHRISTOPH BERTSCHY

CENTER

Shoots: Right

Height: 5-10

Weight: 189

Born: April 5, 1994; Fribourg, Switzerland

Acquired: Selected in the sixth round (158th overall) of the 2012 NHL Entry Draft.

2014-15: Ranked T-2nd on the team in goals, T-3rd in plus/minus (+14) and fifth in scoring...**2013-14:** Named to Switzerland's preliminary roster for World Junior Championship but did not participate due to injury...**2012-13:** Totaled five points (3-2=5) and a plus-4 rating in six games at the World Junior Championship tallying one PPG and one SHG...Ranked T-2nd

on team in goals and T-3rd in scoring...Ranked second on Switzerland with six points (3-3=6) in five games at the World Junior A Challenge, as Switzerland finished third in the tournament...**2011-12:** Totaled 15 points (8-7=15) in 31 games for Bern of the Swiss League, while adding 22 points (7-15=22) in 13 games for the Junior team...Skated for Switzerland at the World Junior Championship, tallying four points (2-2=4)...Ranked tied for second on team in scoring and recorded one GWG.

SEASON	CLUB	LEAGUE	REGULAR SEASON					PLAYOFFS				
			GP	G	A	PTS	PIM	GP	G	A	PTS	PIM
2011-12	Bern	Swiss-A	31	8	8	16	10	—	—	—	—	—
2012-13	Bern	Swiss-A	41	4	2	6	18	—	—	—	—	—
2013-14	Bern	Swiss-A	37	6	8	14	10	—	—	—	—	—
2014-15	Bern	Swiss-A	44	14	16	30	26	—	—	—	—	—



BRADY BRASSART

CENTER

Shoots: Right

Height: 6-1

Weight: 208

Born: June 15, 1993; Vernon, British Columbia

Acquired: Signed as a free agent, March 1, 2014.

2014-15: Ranked second amongst team rookies in goals and scoring during his first season of professional hockey in Iowa (AHL)...**2013-14:** Collected 85 points (35-50=85) including 11 power-play goals, six game-winning goals, a plus-11 rating and 94 PIM in 70 games with Calgary (WHL)...Ranked T-1st on Hitmen in scoring...T-15th in WHL in scoring and T-19th

in goals and assists...**2012-13:** Ranked second on team in goals and plus-minus rating (+40), third in scoring and fourth in PIM...Led team and ranked tied for sixth in the WHL in playoff goals...**2011-12:** Ranked third on team in plus-minus (+21) and fourth in scoring and PIM...**2010-11:** Tallied 32 points (8-24=32) during second season with Spokane...**2009-10:** Led team rookies in goals and ranked second in scoring.

SEASON	CLUB	LEAGUE	REGULAR SEASON					PLAYOFFS				
			GP	G	A	PTS	PIM	GP	G	A	PTS	PIM
2009-10	Spokane	WHL	53	9	6	15	16	7	0	1	1	4
2010-11	Spokane	WHL	65	7	25	32	70	9	1	2	3	10
2011-12	Calgary	WHL	70	25	34	59	106	5	0	0	0	8
2012-13	Calgary	WHL	65	35	43	78	88	17	9	1	10	22
2013-14	Calgary	WHL	70	35	50	85	94	6	3	6	9	8
	Iowa	AHL	9	1	0	1	4	—	—	—	—	—
2014-15	Iowa	AHL	72	8	13	21	22	—	—	—	—	—

IN THE SYSTEM



BRETT BULMER

RIGHT WING

Shoots: Right

Height: 6-4

Weight: 208

Born: April 26, 1992; Prince George, British Columbia

Acquired: Selected in the second round (39th overall) of the 2010 NHL Entry Draft.

2014-15: Set AHL career highs in games played and assists...Point total was second-best of his professional career...**2013-14:** Recalled by Minnesota twice during season and skated in five NHL contests...Ranked T-5th on Iowa in goals...Scored first goal in Iowa Wild history vs. OKC (10/12/13)...**2012-13:** Tallied seven points (4-3=7) with 41 PIM in 43

games in his first full season with Houston (AHL)...Skated in four playoff contests for the Aeros...**2011-12:** Began season with Minnesota and made NHL debut in Wild season opener vs. CBJ (10/8/11)...Tallied assist for first NHL point at NYI (10/10/11)...Skated career-best 16:54 at VAN (10/22/11)...Assigned to Kelowna (WHL) on Oct. 31...Led Rockets in goals, ranked second in assists, T-2nd in plus-minus (+10) and fourth in PIM...Led Kelowna in playoff scoring and PIM...Ended season with Houston (AHL) appearing in six regular season games and four playoff contests...Tallied GWG in Aeros lone playoff win...**2010-11:** Ranked second on Kelowna in PIM and T-3rd in assists...Saw action in eight playoff games with the Houston Aeros...**2009-10:** Ranked fourth on Kelowna in assists and PIM.

SEASON	CLUB	LEAGUE	REGULAR SEASON					PLAYOFFS				
			GP	G	A	PTS	PIM	GP	G	A	PTS	PIM
2008-09	Kelowna	WHL	3	0	0	0	2	—	—	—	—	—
2009-10	Kelowna	WHL	65	13	27	40	95	12	3	2	5	6
2010-11	Kelowna	WHL	57	18	31	49	109	10	4	2	6	4
	Houston	AHL	—	—	—	—	—	8	0	0	0	6
2011-12	MINNESOTA	NHL	9	0	3	3	2	—	—	—	—	—
	Kelowna	WHL	53	34	28	62	93	3	1	4	5	17
	Houston	AHL	6	1	1	2	2	4	1	1	2	2
2012-13	Houston	AHL	43	4	3	7	41	4	0	0	0	2
2013-14	MINNESOTA	NHL	5	0	0	0	2	—	—	—	—	—
	Iowa	AHL	43	11	8	19	79	—	—	—	—	—
2014-15	Iowa	AHL	53	4	12	16	50	—	—	—	—	—

RAPHAEL BUSSIERES

LEFT WING

Shoots: Left

Height: 6-2

Weight: 204


Born: November 5, 1993; Longueuil, Quebec

Acquired: Selected in the second round (46th overall) of the 2012 NHL Entry Draft.

2014-15: Collected 16 points (3-13=16) in 19 games with Alaska (ECHL) and skated in nine games with Iowa (AHL)...**2013-14:** Led Iowa rookies in assists and T-1st in scoring...**2012-13:** Ranked tied for 17th in the QMJHL in playoff scoring with 16 points (4-12=16) in 19 games...Ranked third on team in goals and scoring during the regular season...Six GWG ranked

second on team...Named QMJHL's No. 2 Star for November after scoring 23 points (10-13=23) and plus-11 rating in 13 contests, tying team record with an eight-game goal streak (Nov. 9-23)...Named CHL Player of the Week Nov. 19 with 10 points (4-6=10) and plus-3 rating in seven-day stretch...Had 13-game point streak (11-15=26, Oct. 28-Nov. 25)...**2011-12:** Ranked third on team in goals, fourth in scoring and seventh in PIM...Ranked T-4th on team in playoff scoring...**2010-11:** Ranked second on Baie-Comeau in scoring and third in goals...His eight PPG ranked T-1st on team.

SEASON	CLUB	LEAGUE	REGULAR SEASON					PLAYOFFS				
			GP	G	A	PTS	PIM	GP	G	A	PTS	PIM
2009-10	Moncton	QMJHL	20	1	2	3	8	—	—	—	—	—
	Baie-Comeau	QMJHL	24	6	8	14	13	—	—	—	—	—
2010-11	Baie-Comeau	QMJHL	66	17	22	39	39	—	—	—	—	—
2011-12	Baie-Comeau	QMJHL	56	21	23	44	60	5	3	5	8	11
2012-13	Baie-Comeau	QMJHL	60	29	39	68	43	19	4	12	16	18
2013-14	Iowa	AHL	61	5	14	19	51	—	—	—	—	—
2014-15	Alaska	ECHL	19	3	13	16	15	—	—	—	—	—
	Iowa	AHL	9	0	0	0	0	—	—	—	—	—





IN THE SYSTEM



ZAC DALPE

CENTER

Shoots: Right

Height: 6-2

Weight: 200

Born: November 1, 1989; Paris, Ontario

Acquired: Signed as a free agent, July 1, 2015

2014-15: Led Rochester (AHL) in goals and ranked third in shots (135)...**2013-14:** Spent majority of the season with the Vancouver Canucks, recording NHL career highs in games played, goals, assists and points...**2012-13:** Led the Checkers (AHL) with a career-best plus-16 rating while finishing second in shots (176), third in goals and fourth in points...Ranked third in the AHL with three shorthanded tallies...**2011-12:** Led the Checkers with two shorthanded goals, third in goals and shots (183), fourth in power-play goals (six) and fifth in points...**2010-11:** Recorded an assist in his NHL debut against Minnesota in the first game of the 2010 NHL Premiere in Helsinki, Finland (10/7/10)...Tallied first career NHL goal (GWG) vs. NJ (1/1/11, Hedberg)...Finished third in scoring among AHL rookies and named to the 2011 AHL All-Rookie Team...Second among league rookies in postseason scoring and tied for third in goals as Charlotte advanced to the Eastern Conference Finals...**2009-10:** Completed sophomore season at Ohio State and ranked first among CCHA skaters in goals and second in scoring...Named to the 2010 All-CCHA First Team and the 2010 NCAA West Second All-American Team...**2008-09:** Named to the 2009 CCHA All-Rookie Team and was one of three finalists for CCHA Rookie of the Year...Third among CCHA rookies and tied for seventh among NCAA rookies in goals...Ranked tied for fifth among CCHA rookies in points...**2007-08:** Finished second on Penticton (BCHL) in goals and third in assists and points...Was named Penticton's Rookie of the Year and helped the Vees to the BCHL championship.

SEASON	CLUB	LEAGUE	REGULAR SEASON					PLAYOFFS				
			GP	G	A	PTS	PIM	GP	G	A	PTS	PIM
2007-08	Penticton	BCHL	46	27	36	63	14	15	8	9	17	4
2008-09	Ohio State University	CCHA	37	13	12	25	25	—	—	—	—	—
2009-10	Ohio State University	CCHA	39	21	24	45	19	—	—	—	—	—
	Albany	AHL	9	6	1	7	0	8	3	3	6	0
2010-11	CAROLINA	NHL	15	3	1	4	0	—	—	—	—	—
	Charlotte	AHL	61	23	34	57	21	16	6	7	13	6
2011-12	CAROLINA	NHL	16	1	2	3	4	—	—	—	—	—
	Charlotte	AHL	56	18	14	32	17	—	—	—	—	—
2012-13	CAROLINA	NHL	10	1	2	3	0	—	—	—	—	—
	Charlotte	AHL	54	21	21	42	12	5	0	0	0	4
2013-14	VANCOUVER	NHL	55	4	3	7	6	—	—	—	—	—
	Utica	AHL	6	0	3	3	2	—	—	—	—	—
2014-15	BUFFALO	NHL	21	1	2	3	4	—	—	—	—	—
	Rochester	AHL	44	16	12	28	0	—	—	—	—	—



GRAYSON DOWNING

CENTER

Shoots: Left

Height: 6-0

Weight: 197

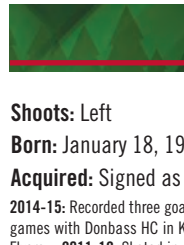
Born: April 18, 1992; Abbotsford, British Columbia

Acquired: Signed as a free agent, March 24, 2015

2014-15: Led the University of New Hampshire in goals and ranked second in scoring during his senior season...Goal total ranked T-3rd in Hockey East and T-13th in the NCAA...Added five power-play goals and four game-winning tallies...**2013-14:** Led team in penalty minutes and ranked fourth in goals...**2012-13:** Led Wildcats in penalty minutes and T-1st in goals, second in plus-minus (+11), T-2nd in scoring and third in assists...**2011-12:** Ranked second on team in goals and fourth in points...Led team rookies in goals, assists and points...**2010-11:** Played third and final season for the Westside Warriors in the British Columbia Hockey League...Ranked second on team and 15th in BCHL in scoring...Named Interior Conference Most Sportsmanlike Player...Added 13 power-play goals and five shorthanded tallies.

SEASON	CLUB	LEAGUE	REGULAR SEASON					PLAYOFFS				
			GP	G	A	PTS	PIM	GP	G	A	PTS	PIM
2008-09	Westside	BCHL	37	13	10	23	21	6	0	0	0	7
2009-10	Westside	BCHL	43	18	18	36	28	11	6	4	10	8
2010-11	Westside	BCHL	52	34	36	70	30	9	2	7	9	4
2011-12	Univ. of New Hampshire	H-East	34	10	13	23	12	—	—	—	—	—
2012-13	Univ. of New Hampshire	H-East	38	15	16	31	44	—	—	—	—	—
2013-14	Univ. of New Hampshire	H-East	34	10	12	22	46	—	—	—	—	—
2014-15	Univ. of New Hampshire	H-East	38	21	15	36	18	6	6	1	7	—
	Iowa	AHL	5	0	4	4	4	—	—	—	—	—

IN THE SYSTEM



RUSLAN FEDOTENKO

LEFT WING

Shoots: Left

Height: 6-2

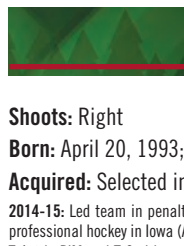
Weight: 195

Born: January 18, 1979; Kiev, Ukraine

Acquired: Signed as a free agent, July 1, 2015

2014-15: Recorded three goals in 13 games with Iowa (AHL) after signing a PTO on Jan. 20, 2015...**2013-14:** Skated in 46 games with Donbass HC in KHL...**2012-13:** Played in 33 games with Donbass HC in KHL and 47 games with Philadelphia Flyers...**2011-12:** Skated in all 20 playoff games with the Rangers...**2010-11:** Ranked fourth on the Rangers with a plus-nine rating and fifth with a career-high 150 hits...T-1st on team in assists and second in hits (23) in five playoff games...**2009-10:** Reached the 30-point plateau for the seventh consecutive season and eighth time in his career...**2008-09:** Established a career high in assists and ranked second on the team with a career-high, plus-18 rating...Ranked T-1st with a plus-nine rating and fourth in playoff scoring and hits (59) as he won his second Stanley Cup championship...**2007-08:** Led team in power-play goals (eight), T-3rd in goals (16) and fourth in hits (104)...**2006-07:** Notched his 100th career NHL goal vs. BOS (11/4/06)...**2005-06:** Established career-highs in goals, points and shots (164), and tied his career high with six game-winning goals...Ranked fourth on team in goals...**2003-04:** Helped Tampa Bay win Stanley Cup Championship tallying both Lightning goals in a 2-1 victory vs. Calgary in Game 7 of the Stanley Cup Finals (6/7/04)...Ranked T-2nd second in playoff goals and ninth in playoff points...**2002-03:** Led Tampa Bay and T-15th in the NHL with six game-winning goals...**2001-02:** Ranked T-6th on team in goals...**2000-01:** T-5th amongst NHL rookies in scoring, sixth in goals and eighth in assists...Tallied first career NHL goal (GWG) vs. BUF (11/4/00, Hasek).

SEASON	CLUB	LEAGUE	REGULAR SEASON					PLAYOFFS				
			GP	G	A	PTS	PIM	GP	G	A	PTS	PIM
2000-01	PHILADELPHIA	NHL	74	16	20	36	72	6	0	1	1	4
	Philadelphia	AHL	8	1	0	1	8	—	—	—	—	—
2001-02	PHILADELPHIA	NHL	78	17	9	26	43	5	1	0	1	2
2002-03	TAMPA BAY	NHL	76	19	13	32	44	11	0	1	1	2
2003-04	TAMPA BAY	NHL	77	17	22	39	30	22	12	2	14	14
2005-06	TAMPA BAY	NHL	80	26	15	41	44	5	0	0	0	20
2006-07	TAMPA BAY	NHL	80	12	20	32	52	4	0	0	0	4
2007-08	NEW YORK ISLANDERS	NHL	67	16	17	33	40	—	—	—	—	—
2008-09	PITTSBURGH	NHL	65	16	23	39	44	24	7	7	14	4
2009-10	PITTSBURGH	NHL	80	11	19	30	50	6	0	0	0	4
2010-11	NEW YORK RANGERS	NHL	66	10	15	25	25	5	0	2	2	4
2011-12	NEW YORK RANGERS	NHL	73	9	11	20	16	20	2	5	7	8
2012-13	PHILADELPHIA	NHL	47	4	9	13	12	—	—	—	—	—
	Donbass HC	KHL	33	8	10	18	22	—	—	—	—	—
2013-14	Donbass HC	KHL	46	7	10	17	42	13	0	6	6	35
2014-15	Iowa	AHL	13	3	0	3	6	—	—	—	—	—



KURTIS GABRIEL

RIGHT WING

Shoots: Right

Height: 6-4

Weight: 212

Born: April 20, 1993; Newmarket, Ontario

Acquired: Selected in the third round (81st overall) of the 2013 NHL Entry Draft.

2014-15: Led team in penalty minutes and ranked third among team rookies in goals and scoring during first season of professional hockey in Iowa (AHL)...PIM total ranked fourth among AHL rookies...**2013-14:** Ranked first on team in assists, T-1st in PIM and T-2nd in scoring during regular season...Served as assistant captain...Signed entry level contract with Minnesota on March 3...Tallied four points (2-2=4) and 15 PIM in eight games with Iowa after signing an ATO on April 1, 2014...**2012-13:** Posted 28 points (13-15=28), 100 PIM and a plus-14 rating in 67 games with Owen Sound...Tallied four power-play goals and two game-winning markers...Led team with two power-play goals and 34 PIM in playoffs and added one shorthanded tally...**2011-12:** Recorded 17 points (4-13=17) and 72 PIM in 65 contests with Owen Sound...**2010-11:** Tallied four points (1-3=4) in 40 contests during first season in the OHL.

SEASON	CLUB	LEAGUE	REGULAR SEASON					PLAYOFFS				
			GP	G	A	PTS	PIM	GP	G	A	PTS	PIM
2010-11	Owen Sound	OHL	40	1	3	4	20	—	—	—	—	—
2011-12	Owen Sound	OHL	65	4	13	17	72	4	0	0	0	0
2012-13	Owen Sound	OHL	67	13	15	28	100	12	3	2	5	34
2013-14	Owen Sound	OHL	60	16	35	51	99	5	0	1	1	22
	Iowa	AHL	8	2	2	4	15	—	—	—	—	—
2014-15	Iowa	AHL	67	7	9	16	125	—	—	—	—	—



IN THE SYSTEM



GUILLAUME GELINAS

DEFENSEMAN

Shoots: Left Height: 5-10 Weight: 203

Born: June 14, 1993; Quebec City, Quebec

Acquired: Signed as a free agent, July 1, 2014.

2014-15: Skated in 37 games with Iowa (AHL) during first professional season...Both goals came on the power play...

2013-14: Earned the Emile Bouchard Trophy as the top defenseman in the QMJHL and named to the 2014 QMJHL First All-Star Team...Ranked seventh in the league and led all defensemen in scoring, totaling seven goals and 18 points more

than any other blueliner during the regular season...His 14 power-play goals ranked tied for eighth in the QMJHL...Named the QMJHL Third Star of the month in November and December...Helped the Foreurs win the President's Cup as QMJHL Playoff Champions...Ranked third in the QMJHL in playoff assists, fourth in scoring and T-5th in goals...He recorded seven goals and 10 points more than any other defenseman in the playoffs...**2012-13:** Ranked seventh amongst QMJHL defensemen in assists and eighth in scoring...**2011-12:** Ranked tied for first on team in plus/minus rating (+6) and led team defensemen in scoring...**2010-11:** Ranked second in scoring amongst team defensemen and rookies.

SEASON	CLUB	LEAGUE	REGULAR SEASON					PLAYOFFS				
			GP	G	A	PTS	PIM	GP	G	A	PTS	PIM
2009-10	Val d'Or Foreurs	QMJHL	16	0	1	1	6	—	—	—	—	—
2010-11	Val d'Or Foreurs	QMJHL	60	4	17	21	53	4	0	0	0	6
2011-12	Val d'Or Foreurs	QMJHL	64	10	24	34	43	4	1	0	1	6
2012-13	Val d'Or Foreurs	QMJHL	68	6	39	45	111	6	1	2	3	2
2013-14	Val d'Or Foreurs	QMJHL	67	23	69	92	81	24	11	23	34	20
2014-15	Iowa	AHL	37	2	2	4	22	—	—	—	—	—



TYLER GRAOVAC

CENTER

Shoots: Right Height: 6-5 Weight: 212

Born: April 27, 1993; Brampton, Ontario

Acquired: Selected in the seventh round (191st overall) of the 2011 NHL Entry Draft.

2014-15: Led Iowa (AHL) in goals, PPG (nine), GWG (4), scoring and shots on goal (193) and ranked second in assists...

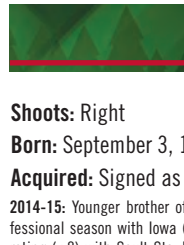
Made NHL debut at WPG (12/29/14) and skated in three games with Minnesota...**2013-14:** Ranked second among team rookies in goals and scoring, assist total ranked third...**2012-13:** Signed an entry-level contract with the Minnesota Wild on

April 2...Named the 2013 Canadian Major Junior Sportsman of the Year...Ranked T-10th in the OHL in goals and T-18th in scoring...Ranked T-1st on team with 10 PPG...Ranked T-9th in OHL playoff scoring...Represented Team OHL in SUBWAY® Super Series...**2011-12:** Represented Team OHL in the 2011 SUBWAY® Super Series, helping his team to a 10-7 win vs. Team Russia (11/10)...Scored the game winner to force game seven in the second round of the playoffs and was named the first star in games six and seven (4/15-17)...**2010-11:** Registered 21 points (10-11=21) in 66 games with the Ottawa 67's (OHL).

SEASON	CLUB	LEAGUE	REGULAR SEASON					PLAYOFFS				
			GP	G	A	PTS	PIM	GP	G	A	PTS	PIM
2009-10	Ottawa	OHL	52	2	7	9	17	12	0	0	0	2
2010-11	Ottawa	OHL	66	10	11	21	10	—	—	—	—	—
2011-12	Ottawa	OHL	50	8	19	27	31	18	4	6	10	12
2012-13	Ottawa	OHL	30	21	14	35	8	—	—	—	—	—
	Belleville	OHL	30	17	21	38	10	15	6	16	22	17
2013-14	Iowa	AHL	64	13	12	25	29	—	—	—	—	—
2014-15	MINNESOTA	NHL	3	0	0	0	0	—	—	—	—	—
	Iowa	AHL	73	21	25	46	26	—	—	—	—	—



IN THE SYSTEM



ALEX GUDBRANSON

DEFENSEMAN

Shoots: Right Height: 6-2 Weight: 234

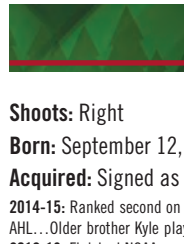
Born: September 3, 1994; Orleans, Ontario

Acquired: Signed as a free agent, September 23, 2014

2014-15: Younger brother of Florida Panther defenseman Erik Gudbranson...Skated in 46 games during his first professional season with Iowa (AHL)...

2013-14: Set OHL career highs in games played, goals, points, PIM and plus/minus rating (+8) with Sault Ste. Marie...Ranked third on team in PIM...Point total was second among team defensemen in playoffs...**2012-13:** Tallied one shorthanded goal and one game-winning tally...**2011-12:** Tallied nine points (2-7=9) during second OHL season with Kingston...**2010-11:** Led team rookies in scoring and assists...Only junior season he played on the same team as his older brother.

SEASON	CLUB	LEAGUE	REGULAR SEASON					PLAYOFFS				
			GP	G	A	PTS	PIM	GP	G	A	PTS	PIM
2009-10	Brockville	CJHL	2	0	0	0	0	—	—	—	—	—
2010-11	Kingston	OHL	62	3	11	14	37	5	0	1	1	0
2011-12	Kingston	OHL	50	2	7	9	52	—	—	—	—	—
2012-13	Sault Ste. Marie	OHL	65	3	11	14	62	6	0	0	0	15
2013-14	Sault Ste. Marie	OHL	66	7	8	15	76	9	1	3	4	18
2014-15	Iowa	AHL	46	1	3	4	17	—	—	—	—	—



MARC HAGEL

RIGHT WING

Shoots: Right Height: 6-0 Weight: 195

Born: September 12, 1988; Hamilton, Ontario

Acquired: Signed as a free agent, July 1, 2015

2014-15: Ranked second on Iowa in shots on goal (155), T-3rd in goals and fifth in scoring during first full season in the AHL...Older brother Kyle played for Charlotte (AHL)...

2013-14: Split season between Iowa and South Carolina (ECHL)...**2012-13:** Finished NCAA career at Miami University (Ohio) after receiving medical redshirt eligibility as a result of playing

in only four games during his junior season at Princeton due to injury...Helped Miami claim a Central Collegiate Hockey Association title...**2011-12:** Served as team captain...Ranked fifth on the team in scoring...**2010-11:** Skated in four games due to injury...**2009-10:** One of five Tigers to appear in all 31 games...Tied for team lead with two game-winning goals.

SEASON	CLUB	LEAGUE	REGULAR SEASON					PLAYOFFS				
			GP	G	A	PTS	PIM	GP	G	A	PTS	PIM
2005-06	Oakville	OPJHL	39	7	10	17	15	—	—	—	—	—
2006-07	Oakville	OPJHL	4	0	0	0	2	—	—	—	—	—
	Hamilton	OPJHL	28	11	19	30	23	—	—	—	—	—
2007-08	Hamilton	OPJHL	49	24	58	82	67	—	—	—	—	—
2008-09	Princeton University	ECAC	26	3	2	5	14	—	—	—	—	—
2009-10	Princeton University	ECAC	31	7	4	11	8	—	—	—	—	—
2010-11	Princeton University	ECAC	3	0	0	0	2	—	—	—	—	—
2011-12	Princeton University	ECAC	32	7	11	18	33	—	—	—	—	—
2012-13	Miami University (Ohio)	CCHA	42	6	13	19	37	—	—	—	—	—
	Lake Erie	AHL	6	0	2	2	0	—	—	—	—	—
2013-14	South Carolina	ECHL	21	9	8	17	11	2	0	0	0	4
	Iowa	AHL	46	8	7	15	35	—	—	—	—	—
2014-15	Iowa	AHL	67	12	21	33	36	—	—	—	—	—



IN THE SYSTEM



BRODY HOFFMAN

GOALTENDER

Catches: Left **Height:** 6-4 **Weight:** 209

Born: February 18, 1991; Swift Current, Saskatchewan

Acquired: Signed as a free agent, March 30, 2015

2014-15: Ranked second in Hockey East and 18th in the NCAA in GAA during his junior season with the Catamounts...**2013-14:** Ranked third in Hockey East and 11th nationally in GAA and fifth in the league and 18th in the NCAA in SV%... Finished with the best SV% and fourth-best GAA in a single season in school history...**2012-13:** Became the first

Catamounts goalie to start every regular season game since Tim Thomas (1996-97)...Only rookie in the nation to start every regular season contest... Named to the Hockey East All-Academic Team... Received the Hockey East Rookie of the Week Award three times and earned the league's Defensive Player of the Week Award on three occasions ... **2011-12:** Ranked T-1st in the Alberta Junior Hockey League in shutouts and second in wins, GAA and SV%.

SEASON	CLUB	LEAGUE	REGULAR SEASON					SO	PLAYOFFS				
			GP	W	L	OT	GAA		GP	W	L	GAA	SO
2009-10	Nipawin	SJHL	25	7	9	3	4.16	0	—	—	—	—	—
2010-11	Nipawin	SJHL	43	13	24	2	4.01	1	—	—	—	—	—
2011-12	Fort McMurray	AJHL	40	29	7	3	1.90	5	18	10	7	2.87	1
2012-13	Univ. of Vermont	H-East	36	11	19	6	2.86	2	—	—	—	—	—
2013-14	Univ. of Vermont	H-East	20	10	8	1	2.11	0	—	—	—	—	—
2014-15	Univ. of Vermont	H-East	22	13	5	2	2.06	1	4	2	1	1.12	1



PAVEL JENYS

CENTER

Shoots: Right **Height:** 6-3 **Weight:** 203

Born: April 2, 1996; Brno, Czech Republic

Acquired: Selected in the seventh round (199th overall) of the 2014 NHL Entry Draft.

2014-15: Led Sudbury (OHL) in scoring, T-1st in assists and T-2nd in goals in his first season of professional hockey in North America... Added five PPG... Signed an ATO with Iowa (AHL) on March 24, 2015 and recorded three assists in eight games...**2013-14:** Skated in 29 games for Brno in the Czech League and 26 in the Junior League... Tallied two goals in four

games with the Czech Republic at the 2013 World Junior A Challenge... Led Under-18 league in goals and tied for second in playoff scoring.

SEASON	CLUB	LEAGUE	REGULAR SEASON					PIM	PLAYOFFS				
			GP	G	A	PTS	PIM		GP	G	A	PTS	PIM
2013-14	Brno Kometa	Czech	29	2	0	2	4	—	—	—	—	—	—
2014-15	Sudbury	OHL	63	15	30	45	45	—	—	—	—	—	—
	Iowa	AHL	8	0	3	3	0	—	—	—	—	—	—



IN THE SYSTEM

MICHAEL KERANEN

CENTER

Shoots: Left **Height:** 6-2 **Weight:** 170


Born: January 4, 1990; Stockholm, Sweden

Acquired: Signed as a free agent June 5, 2014.

2014-15: Led Iowa (AHL) in assists, T-2nd in scoring and third in shots on goal (147) during first season of professional hockey in North America...**2013-14:** Received the Lasse Oksanen Award given to the best player during the regular season... Ranked tied for first in Finland's Elite League in scoring and game-winning goals (six) and tied for second in assists...

Named to Elite League All-Star Team... Collected 101 points (41-60=101) and 122 PIM in 194 games in last four seasons with Ilves Tampere...**2012-13:** Ranked second on his team in goals, assists and points.

SEASON	CLUB	LEAGUE	GP	REGULAR SEASON				PIM	PLAYOFFS				
				G	A	PTS	PIM		GP	G	A	PTS	PIM
2009-10	Ilves Tampere	SM-Liiga	1	0	0	0	0	—	—	—	—	—	—
2010-11	Ilves Tampere	SM-Liiga	42	5	6	11	45	—	—	—	—	—	—
2011-12	Ilves Tampere	SM-Liiga	44	6	5	11	20	—	—	—	—	—	—
2012-13	Ilves Tampere	SM-Liiga	56	13	14	27	10	—	—	—	—	—	—
2013-14	Ilves Tampere	SM-Liiga	52	17	35	52	47	—	—	—	—	—	—
2014-15	Iowa	AHL	70	10	27	37	22	—	—	—	—	—	—



JARED KNIGHT

CENTER

Shoots: Right **Height:** 5-10 **Weight:** 213

Born: January 16, 1992; Battle Creek, Michigan

Acquired: From the Boston Bruins in exchange for Zack Phillips, March 2, 2015

2014-15: Appeared in 36 games with Providence (AHL) before being acquired by Minnesota on March 2, 2015 and played in 16 games with Iowa (AHL)...**2013-14:** Spent his first full season in the AHL collecting 19 points (5-14=19) in 58 games with Providence...**2012-13:** Limited to a total of 12 games during his first full professional season due to a hamstring injury...**2011-12:** Ranked third on London in goals and fifth in scoring as the Knights won the OHL championship and advanced to the Memorial Cup Final losing to Shawinigan, 2-1, in overtime...**2010-11:** Led team in assists and points... Ranked second in goals and PPG (10)... Joined Providence (AHL) on an ATO and played in three games...**2009-10:** Led team in goals, third in PPG (8) and fifth in scoring... Goal total ranked T-14th in OHL...**2008-09:** Ranked second among team rookies in goals, assists and points.

SEASON	CLUB	LEAGUE	GP	REGULAR SEASON				PIM	PLAYOFFS				
				G	A	PTS	PIM		GP	G	A	PTS	PIM
2008-09	London	OHL	67	15	15	30	60	14	3	0	3	3	2
2009-10	London	OHL	63	36	21	57	39	12	10	7	17	12	12
2010-11	London	OHL	68	25	45	70	39	6	4	2	6	2	2
	Providence	AHL	3	0	2	2	2	—	—	—	—	—	—
2011-12	London	OHL	52	26	26	52	28	15	4	4	8	9	9
2012-13	Providence	AHL	10	1	2	3	8	6	1	1	2	6	6
	South Carolina	ECHL	2	0	0	0	0	—	—	—	—	—	—
2013-14	Providence	AHL	58	5	14	19	18	9	0	1	1	1	16
2014-15	Providence	AHL	36	1	2	3	38	—	—	—	—	—	—
	Iowa	AHL	16	3	4	7	4	—	—	—	—	—	—





IN THE SYSTEM



DYLAN LABBE

DEFENSEMAN

Shoots: Left Height: 6-2 Weight: 205

Born: January 9, 1995; St. Benjamin, Quebec

Acquired: Selected in the fourth round (107th overall) of the 2013 NHL Entry Draft.

2014-15: Set career highs in goals, assists and points in his third full season with Shawinigan (QMJHL)...Ranked T-3rd among league defensemen in goals and sixth in scoring...Recorded 13 points (6-7=13) during a career-high seven-game point streak (11/28-12/13/14) and added six PPG...Led the Cataractes with 15 PIM in the playoffs, ranked second in assists

and T-2nd in scoring...Skated in three games with Iowa on an ATO...**2013-14:** Led defensemen in scoring and ranked T-3rd on team in assists and T-4th in scoring...Notched four PPG...Appeared in 11 games with Iowa on an ATO...**2012-13:** Led team defensemen and ranked fourth on team in scoring...Ranked tied for second on team with five PPG.

SEASON	CLUB	LEAGUE	REGULAR SEASON					PLAYOFFS				
			GP	G	A	PTS	PIM	GP	G	A	PTS	PIM
2011-12	Shawinigan	QMJHL	6	0	0	0	7	4	0	1	1	0
2012-13	Shawinigan	QMJHL	61	7	21	28	57	—	—	—	—	—
2013-14	Shawinigan	QMJHL	63	9	18	27	20	3	0	0	0	2
	Iowa	AHL	11	1	2	3	4	—	—	—	—	—
2014-15	Shawinigan	QMJHL	63	15	36	51	43	7	1	7	8	15
	Iowa	AHL	3	0	0	0	0	—	—	—	—	—



STEPHEN MICHALEK

GOALTENDER

Catches: Left Height: 6-3 Weight: 205

Born: August 6, 1993; Hartford, Connecticut

Acquired: Selected in the sixth round (161st overall) of the 2011 NHL Entry Draft.

2014-15: Set career highs in games played, wins, GAA, SV% and shutouts during his senior season at Harvard...Ranked second amongst conference goalies in saves, T-5th in SV% and ninth in GAA leading Harvard to the ECAC Championship...

Totaled a 33-28-13 record with a 2.59 GAA, a .914 SV% and five shutouts in 79 games with the Crimson...**2013-14:** Started 15 games and registered first two collegiate shutouts in a span of three games...**2012-13:** Went 7-6-3 with a 3.09 GAA and a .900 SV% in 17 games with Cedar Rapids (USHL)...**2011-12:** Named second-team All-Ivy League and to the ECAC All-Rookie Team...Finished season with 22 starts, the third-highest total ever by a Crimson rookie...**2010-11:** Played with Loomis-Chaffee High School in Connecticut, compiling a .918 SV% and a record of 3-20-2...Made more than 1,000 saves on the season...Won a silver medal with the United States at the 2010 Under-18 Ivan Hlinka Tournament.

SEASON	CLUB	LEAGUE	GP	REGULAR SEASON			GAA	SO	PLAYOFFS				
				W	L	OT			GP	W	L	GAA	SO
2010-11	Loomis-Chaffee	HS-CT	25	3	20	3	—	—	—	—	—	—	—
2011-12	Harvard	ECAC	24	7	7	8	3.19	0	—	—	—	—	—
2012-13	Cedar Rapids	USHL	17	7	6	3	3.09	0	—	—	—	—	—
2013-14	Harvard	ECAC	18	5	8	2	2.47	2	—	—	—	—	—
2014-15	Harvard	ECAC	37	21	13	3	2.28	3	8	6	2	1.84	0



IN THE SYSTEM



ZACK MITCHELL

RIGHT WING

Shoots: Right Height: 6-1 Weight: 193

Born: January 7, 1993; Orangeville, Ontario

Acquired: Signed as a free agent, March 4, 2014.

2014-15: Ranked second on Iowa (AHL) in goals and fourth in scoring during his first season of professional hockey...Goal total ranked T-15th amongst AHL rookies...Only player to skate in every game for Iowa...**2013-14:** Tallied 83 points (31-52=83) in 67 games with Guelph (OHL) including nine PPG and seven GWG tallies...Ranked T-3rd in the OHL in plus/minus rating (+52), T-14th in assists and T-19th in scoring...Led the OHL in playoff plus/minus rating (+23), ranked second in playoff scoring, T-2nd in assists

and T-3rd in goals...Guelph claimed the WHL playoff championship and lost in the championship game of the Memorial Cup to Edmonton...**2012-13:** Ranked second on team in assists and third in scoring and goals...**2011-12:** Led team in goals and scoring, ranked T-1st in assists...Ranked T-12th in the OHL in goals and T-19th in scoring...**2009-10:** Ranked third on team in rookie scoring.

SEASON	CLUB	LEAGUE	REGULAR SEASON					PLAYOFFS				
			GP	G	A	PTS	PIM	GP	G	A	PTS	PIM
2009-10	Guelph	OHL	59	3	7	10	25	5	2	0	2	0
2010-11	Guelph	OHL	61	9	10	19	24	6	1	6	7	2
2011-12	Guelph	OHL	67	37	38	75	32	6	2	2	4	2
2012-13	Guelph	OHL	68	22	34	56	34	5	1	1	2	4
2013-14	Guelph	OHL	67	31	52	83	40	20	12	18	30	12
2014-15	Iowa	AHL	76	17	18	35	12	—	—	—	—	—



GUSTAV OLOFSSON

DEFENSEMAN

Shoots: Left Height: 6-3 Weight: 197

Born: December 1, 1994; Borås, Sweden

Acquired: Selected in the second round (46th overall) of the 2013 NHL Entry Draft.

2014-15: Suffered a season-ending shoulder surgery in Iowa's first game of the season (10/10/14)...**2013-14:** Signed entry-level contract with Minnesota on March 24...Named to the NCHC Academic All-Conference Team...Tallied five points (1-4=5) and a plus-5 rating in seven games to help Sweden claim a silver medal at World Junior Championship...Ranked

T-2nd in scoring among tournament defensemen...**2012-13:** Collected 23 points (2-21=23), 59 PIM and a plus-11 rating in 63 games with the Green Bay Gamblers (USHL)...Named to the 2013 USHL All-Rookie Team and played in the USHL/NHL Top Prospects Game...**2011-12:** Skated in three games with Green Bay, tallying an assist...Grew up in Sweden and California.

REGULAR SEASON								PLAYOFFS				
SEASON	CLUB	LEAGUE	GP	G	A	PTS	PIM	GP	G	A	PTS	PIM
2011-12	Green Bay	USHL	3	0	1	1	0	—	—	—	—	—
2012-13	Green Bay	USHL	63	2	21	23	59	4	0	0	0	0
2013-14	Colorado	NCNC	30	4	4	8	20	—	—	—	—	—
	Iowa	AHL	8	1	0	1	2	—	—	—	—	—
2014-15	Iowa	AHL	1	0	0	0	0	—	—	—	—	—



IN THE SYSTEM



ZACH PALMQUIST

DEFENSEMAN

Shoots: Left Height: 6-0 Weight: 187

Born: December 9, 1990; South St. Paul, Minnesota

Acquired: Signed as a free agent, March 30, 2015

2014-15: Served as an alternate captain during his senior season at Minnesota State (WCHA)...Ranked third on the team in assists, fourth in blocked shots (44), T-4th in scoring and fifth in shots on goal (81)...Did not miss a game during his four seasons at Minnesota State playing in a school record 160 consecutive contests and recorded 96 points (25-71-96)...

His point total ranked T-1st amongst school defenseman in the Division I-era (1996-97 to present)...Named to the 2015 WCHA First All-Star Team, the 2015 NCAA West Second All-American Team and a 2015 WCHA All-Academic selection...**2013-14:** Led team defensemen and ranked seventh on the team in scoring...Named to the 2014 WCHA First All-Star Team and a 2014 WCHA All-Academic selection...**2012-13:** Ranked 18th in the nation in scoring by a defenseman and ranked third on the team with a plus-6 rating...**2013 WCHA All-Academic selection...****2011-12:** Led team defensemen in scoring during his freshman season...**2009-10:** Ranked second in the USHL in rookie defensemen scoring...**2008-09:** Team captain for both the hockey and golf teams as a senior at South St. Paul High School...Finalist for the 2009 Mr. Hockey Award.

SEASON	CLUB	LEAGUE	REGULAR SEASON					PLAYOFFS				
			GP	G	A	PTS	PIM	GP	G	A	PTS	PIM
2008-09	Waterloo	USHL	12	0	3	3	18	2	0	0	0	2
2009-10	Waterloo	USHL	53	9	27	36	60	3	0	0	0	0
2010-11	Waterloo	USHL	59	4	14	18	67	2	0	1	1	0
2011-12	Minnesota State Univ.	WCHA	38	6	13	9	31	—	—	—	—	—
2012-13	Minnesota State Univ.	WCHA	41	7	18	25	20	—	—	—	—	—
2013-14	Minnesota State Univ.	WCHA	41	4	19	23	36	—	—	—	—	—
2014-15	Minnesota State Univ.	WCHA	40	8	21	29	20	5	0	3	3	4
	Iowa	AHL	8	0	3	3	4	—	—	—	—	—



MIKE REILLY

DEFENSEMAN

Shoots: Left Height: 6-2 Weight: 191

Born: July 13, 1993; Chicago, Illinois

Acquired: Signed as a free agent, July 1, 2015


2014-15: Led NCAA defensemen in scoring, assists and power-play assists (19), ranked T-3rd in the nation with 21 power-play points (2-19-21) and T-8th with a plus-25 rating...Ranked first on the Gophers in scoring, assists, plus/minus rating and shots on goal (116)...Named a Hobey Baker Memorial Award Finalist, to the 2015 NCAA West First All-American

Team and the 2015 Big Ten Defensive Player of the Year...Won a bronze medal with Team USA at the 2015 World Championship...**2013-14:** Ranked second on team in assists and third in scoring...Named to the 2014 NCAA West First All-American Team and the 2014 Big Ten Defensive Player of the Year...**2012-13:** Led Gopher freshmen in scoring...Won a gold medal at the 2013 World Junior Championship...**2011-12:** Helped Penticton (BCHL) set a North American junior hockey record with a 42-game win streak and won the RBC Cup and Doyle Cup championships...Led BCHL defensemen in goals, assists, and points and won the BCHL Interior Conference Best Defenseman Award and was named to the BCHL All-Rookie Team...Originally selected by the Columbus Blue Jackets in the fourth round (98th overall) of the 2011 NHL Entry Draft...**2010-11:** Led team defensemen in scoring and helped lead Shattuck St. Mary's to an Under-18 Tier 1 National Championship...Won a bronze medal at the 2011 World Junior A Hockey Challenge.

SEASON	CLUB	LEAGUE	REGULAR SEASON					PLAYOFFS				
			GP	G	A	PTS	PIM	GP	G	A	PTS	PIM
2011-12	Penticton	BCHL	51	24	59	83	42	15	1	8	9	10
2012-13	Univ. of Minnesota	WCHA	37	3	11	14	14	—	—	—	—	—
2013-14	Univ. of Minnesota	BIG-10	41	9	24	33	18	—	—	—	—	—
2014-15	Univ. of Minnesota	BIG-10	39	6	36	42	44	—	—	—	—	—



IN THE SYSTEM



TYSON STRACHAN

DEFENSEMAN


Shoots: Right Height: 6-3 Weight: 210

Born: October 30, 1984; Melfort, Saskatchewan

Acquired: Signed as a free agent, July 2, 2015

2014-15: Set career highs in games played, assists, points, TOI/game (18:59), shorthanded TOI/game (2:09) and PIM...Ranked fourth on Sabres with a career-high 105 blocked shots...Blocked a career-high eight shots in 20:10 of TOI at DAL (3/23)...Skated a career-high 30:39 and blocked five shots at MTL (11/29)...**2013-14:** Played in 18 NHL games with Washington and 60 contests with Hershey (AHL)...**2012-13:** Led Florida with a career-high 110 hits and ranked third in blocked shots...Registered a career-high seven hits vs. OTT (4/7/13)...**2011-12:** Made NHL playoff debut in Game 5 of Eastern Conference Quarterfinals vs. NY (4/21/12)...Registered first NHL playoff point with an assist in Game 6 at NY (4/24/12)...Scored first career NHL goal at NYI (2/12/12, Nabokov)...**2010-11:** Skated in 29 NHL games with St. Louis and 13 games with Peoria (AHL)...**2009-10:** Set AHL career highs in games, goals, assists, points and PIM with Peoria...**2008-09:** Made NHL debut at WSH (12/18/08)...Recorded his first NHL point with an assist vs. BOS (12/21/08) and was a career-best plus-8 in 30 games for the Blues.

SEASON	CLUB	LEAGUE	REGULAR SEASON					PLAYOFFS				
			GP	G	A	PTS	PIM	GP	G	A	PTS	PIM
2008-09	ST. LOUIS	NHL	30	0	3	3	39	—	—	—	—	—
	Peoria	AHL	29	2	3	5	67	3	0	0	0	11
2009-10	ST. LOUIS	NHL	8	0	2	2	4	—	—	—	—	—
	Peoria	AHL	65	5	21	26	75	—	—	—	—	—
2010-11	ST. LOUIS	NHL	29	0	1	1	39	—	—	—	—	—
	Peoria	AHL	13	0	8	8	4	1	0	0	0	2
2011-12	FLORIDA	NHL	15	1	2	3	5	2	0	1	1	0
	San Antonio	AHL	50	3	14	17	41	7	1	3	4	0
2012-13	FLORIDA	NHL	38	0	4	4	40	—	—	—	—	—
	San Antonio	AHL	24	1	8	9	22	—	—	—	—	—
2013-14	WASHINGTON	NHL	18	0	2	2	28	—	—	—	—	—
	Hershey	AHL	60	4	15	19	56	—	—	—	—	—
2014-15	BUFFALO	NHL	46	0	5	5	44	—	—	—	—	—



BRETT SUTTER

CENTER

Shoots: Left Height: 6-0 Weight: 203

Born: June 2, 1987; Viking, Alberta


Acquired: Signed as a free agent, July 1, 2014.

2014-15: Ranked fourth on Iowa (AHL) in shots on goal (141) and sixth in scoring...Tied his NHL career high with three assists in six games with Minnesota...**2013-14:** Spent third season as captain of the Checkers and ranked fourth on team in scoring...**2012-13:** Set AHL career highs in goals, assists and points...Ranked second on Charlotte in scoring and assists and fourth in goals...**2011-12:** Appeared in a career-high 15 NHL games with the Hurricanes...**2010-11:** Started season with Calgary but appeared in just four of 16 games prior to being traded to Carolina (11/17)...Picked up first career NHL assist vs. LA (10/10/10)...Skated in all 16 Calder Cup Playoff games for Charlotte and led team in scoring and assists...**2009-10:** Served as an alternate captain for Abbotsford (AHL)...Led the Heat in playoff scoring...**2008-09:** Spent majority of the season with Quad City (AHL)...Played four games with Calgary and scored a goal in his NHL debut vs. ANA (12/23/08, Giguere).

SEASON	CLUB	LEAGUE	REGULAR SEASON					PLAYOFFS				
			GP	G	A	PTS	PIM	GP	G	A	PTS	PIM
2007-08	Quad City	AHL	75	4	6	10	63	—	—	—	—	—
2008-09	CALGARY	NHL	4	1	0	1	2	—	—	—	—	—
	Quad City	AHL	71	10	15	25	50	—	—	—	—	—
2009-10	CALGARY	NHL	10	0	0	0	5	—	—	—	—	—
	Abbotsford	AHL	66	9	15	24	69	13	4	7	11	20
2010-11	CALGARY	NHL	4	0	1	1	5	—	—	—	—	—
	CAROLINA	NHL	1	0	0	0	0	—	—	—	—	—
	Charlotte	AHL	60	9	12	21	84	16	4	10	14	15
2011-12	CAROLINA	NHL	15	0	3	3	11	—	—	—	—	—
	Charlotte	AHL	63	13	16	29	58	—	—	—	—	—
2012-13	CAROLINA	NHL	3	0	0	0	4	—	—	—	—	—
	Charlotte	AHL	70	19	29	48	62	5	0	0	0	0
2013-14	CAROLINA	NHL	17	1	1	2	9	—	—	—	—	—
	Charlotte	AHL	62	15	29	44	69	—	—	—	—	—
2014-15	MINNESOTA	NHL	6	0	3	3	4	—	—	—	—	—
	Iowa	AHL	71	12	17	29	37	—	—	—	—	—



IN THE SYSTEM



HUNTER WARNER

DEFENSEMAN

Shoots: Right **Height:** 6-4 **Weight:** 221

Born: September 21, 1995; Cambridge, Minnesota

Acquired: Signed as a free agent, September 23, 2014

2014-15: Skated in 24 games with Prince Albert (WHL) before suffering a season-ending shoulder injury in November...**2013-14:** Player for Waterloo and Fargo in the USHL and ranked 11th in the league in PIM...**2011-13:** Played two seasons for Eden Prairie High School.

SEASON	CLUB	LEAGUE	GP	REGULAR SEASON				PIM	PLAYOFFS				
				G	A	PTS			GP	G	A	PTS	PIM
2012-13	Waterloo	USHL	6	0	1	1		7	—	—	—	—	—
2013-14	Waterloo	USHL	7	0	0	0		2	—	—	—	—	—
	Fargo	USHL	43	2	10	12		125	—	—	—	—	—
2014-15	Prince Albert	WHL	24	0	3	3		25	—	—	—	—	—

FUTURE WILD

LOUIS BELPEDIO


Position: Defenseman **Shoots:** Right **Height:** 5-11 **Weight:** 198

Born: May 14, 1996; Skokie, Illinois

Acquired: Selected in the third round (80th overall) of the 2014 NHL Entry Draft.

2014-15: Ranked first among team defensemen in goals and second in scoring...Ranked third overall on the team with a plus-15 rating...Named to the 2015 NCHC All-Rookie Team and a NCHC All-Tournament selection after posting four points (2-2=4) in five tournament games...Named NCHC Rookie of the Week twice...**2013-14:** Served as captain of U.S. National Development Program Under-18 Team...Ranked third amongst team defensemen in scoring...Won a gold medal at the 2014 Under-18 World Championship, recording two assists in seven games...Named Team USA's top defenseman by tournament coaches.

SEASON	CLUB	LEAGUE	GP	REGULAR SEASON				PIM	PLAYOFFS				
				G	A	PTS			GP	G	A	PTS	PIM
2012-13	U.S. National Under-17	USHL	38	0	4	4		23	—	—	—	—	—
2013-14	U.S. National Under-18	USHL	26	5	10	15		24	—	—	—	—	—
2014-15	Miami University (Ohio)	NCHC	40	6	13	19		28	5	2	3	5	4



NICHOLAS BOKA

Position: Defenseman **Shoots:** Right **Height:** 6-1 **Weight:** 197

Born: September 8, 1997; Commerce, Michigan

Acquired: Selected in the fifth round (117th overall) of the 2015 NHL Entry Draft.

2014-15: Spent the last two seasons playing with fellow 2015 Wild draft pick Jordan Greenway on the U.S. National Team Development Program...Represented the United States at the 2015 Under-18 World Junior Championship, netting a goal in four contests...Committed to play at the University of Michigan.

SEASON	CLUB	LEAGUE	GP	REGULAR SEASON				PIM	PLAYOFFS				
				G	A	PTS			GP	G	A	PTS	PIM
2013-14	U.S. National Under-17	USHL	32	4	7	11		104	—	—	—	—	—
2014-15	U.S. National Under-18	USHL	20	3	1	4		68	—	—	—	—	—



GUSTAV BOURAMMAN

Position: Defenseman **Shoots:** Right **Height:** 6-0 **Weight:** 183

Born: January 24, 1997; Stockholm, Sweden

Acquired: Selected in the sixth round (201st overall) of the 2015 NHL Entry Draft.

2014-15: Led OHL rookies and ranked T-14th overall in defensemen scoring...Assist total ranked T-5th among OHL defensemen...Ranked third among OHL rookies with a plus-33 rating...**2013-14:** Split season between Lulea's Under-18 and Junior teams in Sweden.

SEASON	CLUB	LEAGUE	GP	REGULAR SEASON				PIM	PLAYOFFS				
				G	A	PTS			GP	G	A	PTS	PIM
2014-15	Sault Ste. Marie	OHL	67	5	39	44		14	11	1	3	4	4





FUTURE WILD



NOLAN DE JONG

Position: Defenseman **Shoots:** Right **Height:** 6-2 **Weight:** 199

Born: April 25, 1995; Victoria, British Columbia

Acquired: Selected in the seventh round (197th overall) of the 2013 NHL Entry Draft.

2014-15: Assist total ranked T-3rd among team defensemen... **2013-14:** Tallied five assists and a plus-5 rating in his freshman season at the University of Michigan... **2012-13:** Recorded 24 points (5-19=24) in 51 contests with Victoria in the British Columbia Hockey League (BCHL).

SEASON	CLUB	LEAGUE	REGULAR SEASON					PLAYOFFS				
			GP	G	A	PTS	PIM	GP	G	A	PTS	PIM
2011-12	Victoria	BCHL	56	2	15	17	20	—	—	—	—	—
2012-13	Victoria	BCHL	51	5	19	24	16	10	2	2	4	2
2013-14	University of Michigan	BIG-10	29	0	5	5	12	—	—	—	—	—
2014-15	University of Michigan	BIG-10	23	0	9	9	14	—	—	—	—	—



JOHN DRAEGER

Position: Defenseman **Shoots:** Right **Height:** 6-2 **Weight:** 188

Born: December 2, 1993; Edina, Minnesota

Acquired: Selected in the third round (68th overall) of the 2012 NHL Entry Draft.

2014-15: Ranked fourth on team in blocked shots with 55 and set a career-high with a plus-4 rating... **2013-14:** Ranked third on team and ninth in the Big Ten with 64 blocked shots despite missing 12 games due to injury... **2012-13:** Ranked third in the nation with 89 blocked shots, averaging 2.12 blocks/game... One of four freshmen to appear in all 42 games for the Spartans... **2010-12:** Helped Shattuck-St. Mary's win consecutive Tier I National Championships.

SEASON	CLUB	LEAGUE	REGULAR SEASON					PLAYOFFS				
			GP	G	A	PTS	PIM	GP	G	A	PTS	PIM
2010-11	Shattuck-St. Mary's	HS-MN	54	3	8	11	18	—	—	—	—	—
2011-12	Shattuck-St. Mary's	HS-MN	57	11	30	41	36	—	—	—	—	—
2012-13	Michigan State University	CCHA	42	1	9	10	22	—	—	—	—	—
2013-14	Michigan State University	BIG-10	24	0	8	8	16	—	—	—	—	—
2014-15	Michigan State University	BIG-10	28	1	3	4	6	1	0	0	0	0



REID DUKE

Position: Center **Shoots:** Right **Height:** 6-0 **Weight:** 191

Born: January 28, 1996; Calgary, Alberta

Acquired: Selected in the sixth round (169th overall) of the 2014 NHL Entry Draft.

2014-15: Set WHL career highs in goals, assists, points and plus/minus rating... Tallied five PPG and three GWG... **2013-14:** Ranked tied for first on team with seven power-play goals, third in scoring and fifth in scoring... **2012-13:** Led Lethbridge with a plus-8 rating during first full season in WHL.

SEASON	CLUB	LEAGUE	REGULAR SEASON					PLAYOFFS				
			GP	G	A	PTS	PIM	GP	G	A	PTS	PIM
2011-12	Lethbridge	WHL	12	2	4	6	8	—	—	—	—	—
2012-13	Lethbridge	WHL	57	8	16	24	30	—	—	—	—	—
2013-14	Lethbridge	WHL	62	15	25	40	91	—	—	—	—	—
2014-15	Brandon	WHL	52	20	31	51	66	6	0	1	1	4

FUTURE WILD



JOEL ERIKSSON EK

Position: Center **Shoots:** Left **Height:** 6-2 **Weight:** 184

Born: January 29, 1997; Karlstad, Sweden

Acquired: Selected in the first round (20th overall) of the 2015 NHL Entry Draft.

2014-15: His six points in the Swedish Hockey League were the most by any Under-18 eligible player and his 21 goals led the Under-20 league... Notched six points (5-1=6) in five games for Sweden at the 2015 Under-18 World Championship... Led country in goals and ranked T-1st in scoring... Represented Sweden at the 2014 Ivan Hlinka Memorial Tournament and the 2014 World Under-17 Hockey Challenge.

SEASON	CLUB	LEAGUE	REGULAR SEASON					PLAYOFFS				
			GP	G	A	PTS	PIM	GP	G	A	PTS	PIM
2014-15	Farjestads BK	Sweden	34	4	2	6	4	—	—	—	—	—

TANNER FAITH

Position: Defenseman **Shoots:** Right **Height:** 6-4 **Weight:** 219

Born: October 5, 1995; Terrace, British Columbia

Acquired: Selected in the fifth round (139th overall) of the 2014 NHL Entry Draft.

2014-15: Suffered an upper-body injury in December and missed remainder of season... **2013-14:** Missed majority of season with an upper-body injury... **2012-13:** Ranked second amongst team defensemen with a plus-1 rating.

SEASON	CLUB	LEAGUE	REGULAR SEASON					PLAYOFFS				
			GP	G	A	PTS	PIM	GP	G	A	PTS	PIM
2010-11	Kootenay	WHL	4	0	0	0	2	—	—	—	—	—
2012-13	Kootenay	WHL	55	2	6	8	35	5	0	0	0	2
2013-14	Kootenay	WHL	10	0	1	1	9	—	—	—	—	—
2014-15	Kootenay	WHL	19	1	5	6	29	—	—	—	—	—

ADAM GILMOUR

Position: Center **Shoots:** Right **Height:** 6-4 **Weight:** 192

Born: January 29, 1994; Albany, New York

Acquired: Selected in the fourth round (98th overall) of the 2012 NHL Entry Draft.

2014-15: Ranked second on team in scoring and PPG (5), T-2nd in assists and fourth in goals... **2013-14:** Skated in all 40 games during his freshman season at Boston College... Ranked third among team freshmen in scoring... Ranked T-4th on team with four PPG and fourth with three GWG... **2012-13:** Led Muskegon (USHL) in assists, points, plus/minus rating (plus-10) and GWG (5) and fourth in goals... **2010-12:** Played two seasons for Nobles High School in Massachusetts... Also played at Thayer Academy with Charlie Coyle.

SEASON	CLUB	LEAGUE	REGULAR SEASON					PLAYOFFS				
			GP	G	A	PTS	PIM	GP	G	A	PTS	PIM
2010-11	Nobles	HS-MA	27	11	16	27	8	—	—	—	—	—
2011-12	Nobles	HS-MA	26	26	30	56	28	—	—	—	—	—
2012-13	Muskegon	USHL	64	19	28	47	12	3	1	0	1	10
2013-14	Boston College	H-EAST	40	7	13	20	10	—	—	—	—	—
2014-15	Boston College	H-EAST	38	9	18	27	22	4	0	1	1	2

**JORDAN GREENWAY****Position:** Left Wing **Shoots:** Left **Height:** 6-6 **Weight:** 218**Born:** February 16, 1997; Canton, New York**Acquired:** Selected in the second round (50th overall) of the 2015 NHL Entry Draft.

2014-15: Collected seven points (1-6=7) and won a gold medal for the United States at the 2015 Under-18 World Junior Championship...Committed to play at Boston University...**2013-14:** Recorded five points (3-2=5) and won a gold medal at the 2014 World Under-17 Hockey Challenge...**2012-13:** Played for Shattuck St. Mary's Under-16 Team.

SEASON	CLUB	LEAGUE	REGULAR SEASON					PLAYOFFS				
			GP	G	A	PTS	PIM	GP	G	A	PTS	PIM
2013-14	U.S. National Under-17	USHL	33	10	16	26	61	—	—	—	—	—
2014-15	U.S. National Under-18	USHL	22	5	15	20	16	—	—	—	—	—

**KAPO KAHKONEN****Position:** Goaltender **Catches:** Left **Height:** 6-1 **Weight:** 219**Born:** August 16, 1996; Helsinki, Finland**Acquired:** Selected in the fourth round (109th overall) of the 2014 NHL Entry Draft.

2014-15: Led league in games played, second in SV% and fourth in GAA...Served as Finland's third goalie during 2015 World Junior Championship...Scored an empty-net goal in an exhibition game with Finland's Under-20 team (4/7) and in a 3-0 shutout win vs. Kookoo (3/28)...Named Mestis Player of the Month for September...**2013-14:** Went 2-3-0 with a 3.37 GAA and a .885 SV% in five starts for Finland at the 2014 Under-18 World Championship.

REGULAR SEASON									PLAYOFFS				
SEASON	CLUB	LEAGUE	GP	W	L	OT	GAA	SO	GP	W	L	GAA	SO
2013-14	Blues	SM-Liiga	38	—	—	—	2.49	—	10	—	—	2.10	—
2014-15	TUTO Turku	Mestis	47	—	—	—	2.11	—	—	—	—	—	—

**KIRILL KAPRIZOV****Position:** Left Wing **Shoots:** Left **Height:** 5-9 **Weight:** 185**Born:** April 26, 1997; Novokuznetsk, Russia**Acquired:** Selected in the fifth round (135th overall) of the 2015 NHL Entry Draft.

2014-15: Posted eight points (4-4=8) in 31 games with Novokuznetsk in the KHL...Scored seven points (5-2=7) in four contests at the 2015 Under-18 World Junior Championship...Represented Russia in the 2014 World Junior A Challenge and the 2014 Ivan Hlinka Memorial Tournament.

SEASON	CLUB	LEAGUE	REGULAR SEASON					PLAYOFFS				
			GP	G	A	PTS	PIM	GP	G	A	PTS	PIM
2014-15	Novokuznetsk	KHL	31	4	4	8	6	—	—	—	—	—

**CHASE LANG****Position:** Center **Shoots:** Left **Height:** 6-1 **Weight:** 193**Born:** September 13, 1996; Nanaimo, British Columbia**Acquired:** Selected in the sixth round (167th overall) of the 2014 NHL Entry Draft.

2014-15: Set career highs in goals, assists, points and PIM...Ranked third on the Hitmen in goals and fourth in scoring...Added 6 PPG and 3 GWG...**2013-14:** Totaled 25 points (10-15=25) and a plus-13 rating in 68 games with Calgary (WHL).

SEASON	CLUB	LEAGUE	REGULAR SEASON					PLAYOFFS				
			GP	G	A	PTS	PIM	GP	G	A	PTS	PIM
2011-12	Alberni Valley	BCHL	5	0	0	0	0	—	—	—	—	—
2012-13	Calgary	WHL	44	4	7	11	10	5	0	0	0	0
2013-14	Calgary	WHL	68	10	15	25	52	6	0	3	3	13
2014-15	Calgary	WHL	63	25	31	56	61	10	4	3	7	10

**MARIO LUCIA****Position:** Left Wing **Shoots:** Left **Height:** 6-3 **Weight:** 201**Born:** August 25, 1993; Fairbanks, Alaska**Acquired:** Selected in the second round (60th overall) of the 2011 NHL Entry Draft.

2014-15: Ranked second in the CCHA and T-13th in the NCAA in goals...Led the Irish in goals and ranked third in scoring...Named the Hockey East Player of the Month in October...**2013-14:** Ranked second on team in goals and fourth in scoring...His 7 PPG ranked first on team and 4 GWG was T-1st...**2012-13:** Helped Notre Dame claim the CCHA Championship and named to the 2013 CCHA All-Rookie Team...Named Notre Dame's Rookie of the Year...Named CCHA Rookie of the Month for December...Helped United States earn gold medal at the 2014 World Junior Championship...Suffered a broken leg before the start of the season and made his college debut Nov. 15 at Michigan...**2011-12:** Helped Penticton (BCHL) set a North American junior hockey record with a 42-game win streak (11/11-3/9/12) and won the RBC Cup and Doyle Cup championships...Ranked T-1st in BCHL in goals and third in scoring...Named to the BCHL Second All-Star Team and All-Rookie Team...**2010-11:** Scored three goals to help the United States Under-18 team win a gold medal at the Four Nations Cup in Sweden...Led tournament with four goals as United States earned a bronze medal at the 2010 World Junior A Challenge.

SEASON	CLUB	LEAGUE	REGULAR SEASON					PLAYOFFS				
			GP	G	A	PTS	PIM	GP	G	A	PTS	PIM
2009-10	Wayzata High School	HS-MN	25	15	25	40	—	—	—	—	—	—
2010-11	U.S. National Development	USHL	6	3	0	3	0	—	—	—	—	—
	Wayzata High School	HS-MN	27	30	24	54	—	—	—	—	—	—
2011-12	Penticton	BCHL	56	42	51	93	42	15	6	10	16	2
2012-13	Notre Dame	CCHA	32	12	11	23	18	—	—	—	—	—
	United States	WJC	7	0	1	1	0	—	—	—	—	—
2013-14	Notre Dame	H-EAST	40	16	15	31	12	—	—	—	—	—
2014-15	Notre Dame	H-EAST	42	21	11	32	22	6	2	3	5	6

**LOUIS NANNE****Position:** Left Wing **Shoots:** Left **Height:** 5-10 **Weight:** 178**Born:** June 18, 1994; Edina, Minnesota**Acquired:** Selected in the seventh round (188th overall) of the 2012 NHL Entry Draft.

2014-15: Ranked T-2nd amongst team freshmen in assists and third in scoring and goals...**2013-14:** Missed first 22 games of season due to injury...**2012-13:** Ranked tied for second on team in playoff scoring as the Vees fell to Surrey in double overtime in the Fred Page Cup Final...Named BCHL Player of the Week on April 2...**2009-12:** Played three seasons at Edina High School...His grandfather, Lou, captained Team USA at the 1968 Olympics and played for the Minnesota North Stars (1968-78)...He was named Coach and General Manager of the North Stars in 1978 and stayed on as GM until 1988...Louis' father, Marty, was drafted 161st overall in 1986 by Chicago and is a Wild amateur scout.

SEASON	CLUB	LEAGUE	REGULAR SEASON					PLAYOFFS				
			GP	G	A	PTS	PIM	GP	G	A	PTS	PIM
2010-11	Edina	HS-MN	27	13	16	29	12	—	—	—	—	—
2011-12	Edina	HS-MN	24	12	8	20	30	—	—	—	—	—
2012-13	Penticton	BCHL	45	19	22	41	16	15	6	6	12	4
2013-14	Sioux Falls	USHL	37	4	5	9	12	3	1	0	1	0
2014-15	Rensselaer Polytechnic	ECAC	31	5	5	10	12	5	0	1	1	4



FUTURE WILD



AVERY PETERSON


Position: Center **Shoots:** Left **Height:** 6-3 **Weight:** 208

Born: June 20, 1995; Grand Rapids, Minnesota

Acquired: Selected in the sixth round (167th overall) of the 2013 NHL Entry Draft.

2014-15: Ranked fourth on the team in goals and T-5th in scoring during his freshmen season as Nebraska-Omaha advanced to the Frozen Four...Named NCHC Rookie of the Month for January and was named NCHC Rookie of the Week three times...**2013-14:** Named 2014 Minnesota Minute Men Mr. Hockey Award winner and USA Today's All-USA Boys Ice Hockey Player of the Year...Had a 38-game point streak snapped in a 5-0 loss to Duluth East (1/9/14)...Ranks first on Grand Rapids High School all-time scoring list with 203 points...Led Sioux City (USHL) in goals and scoring in playoffs...**2012-13:** Scored two goals while playing for Grand Rapids in 2013 Wells Fargo Hockey Day Minnesota.

SEASON	CLUB	LEAGUE	REGULAR SEASON					PLAYOFFS				
			GP	G	A	PTS	PIM	GP	G	A	PTS	PIM
2012-13	Grand Rapids	HS-MN	23	23	31	54	2	—	—	—	—	—
	Sioux City	USHL	8	1	3	4	7	—	—	—	—	—
2013-14	Grand Rapids	HS-MN	25	35	30	65	8	2	2	0	2	0
	Sioux City	USHL	27	6	15	21	16	8	5	4	9	4
2014-15	Univ. of Nebraska-Omaha	NCHC	39	11	10	21	18	5	1	1	2	2



JACK SADEK

Position: Defenseman **Shoots:** Right **Height:** 6-2 **Weight:** 184

Born: April 19, 1997; Lakeville, Minnesota

Acquired: Selected in the seventh round (204th overall) of the 2015 NHL Entry Draft.

2014-15: Helped Lakeville North High School win the Minnesota State Boys' Hockey Tournament as the Panthers went a perfect 31-0-0...Named to the Minnesota State Boys' Hockey All-Tournament Team...Committed to play at the University of Minnesota.

SEASON	CLUB	LEAGUE	REGULAR SEASON					PLAYOFFS				
			GP	G	A	PTS	PIM	GP	G	A	PTS	PIM
2014-15	Lakeville North	HS-MN	25	5	20	25	36	6	2	6	8	2



NICK SEELER

Position: Defenseman **Shoots:** Left **Height:** 6-2 **Weight:** 200

Born: June 3, 1993; Eden Prairie, Minnesota

Acquired: Selected in the fifth round (131st overall) of the 2011 NHL Entry Draft.

2014-15: Transferred to the University of Minnesota and did not play due to the NCAA transfer rule...**2013-14:** Ranked T-1st on team in blocked shots (74) and second in PIM...Named to the NCHC Academic All-Conference Team...**2012-13:** Ranked second on team in PIM and fifth in blocked shots (30) during freshman season...**2011-12:** Named to the USHL All-Rookie Team...**2010-11:** Ranked fourth on team in scoring during his senior season with Eden Prairie High School...Helped team win Minnesota State Boys' Hockey Tournament leading tournament defensemen with six points (2-4=6)...Named to the All-State First Team and to the Minnesota State Boys' Hockey All-Tournament Team...**2009-10:** Registered a plus-27 rating...**2008-09:** Member of Eden Prairie's state high school hockey championship team.

SEASON	CLUB	LEAGUE	REGULAR SEASON					PLAYOFFS				
			GP	G	A	PTS	PIM	GP	G	A	PTS	PIM
2009-10	Eden Prairie	HS-MN	28	4	17	21	12	—	—	—	—	—
2010-11	Eden Prairie	HS-MN	28	9	34	43	48	—	—	—	—	—
2011-12	Muskegon	USHL	32	2	13	15	32	—	—	—	—	—
	Des Moines	USHL	26	2	11	13	33	—	—	—	—	—
2012-13	Nebraska-Omaha	WCHA	34	2	7	9	55	—	—	—	—	—
2013-14	Nebraska-Omaha	NCHC	36	4	6	10	61	—	—	—	—	—

FUTURE WILD



PONTUS SJALIN

Position: Defenseman **Shoots:** Left **Height:** 6-1 **Weight:** 175

Born: June 12, 1996; Ostersund, Sweden

Acquired: Selected in the sixth round (160th overall) of the 2014 NHL Entry Draft.

2014-15: Led team defensemen in scoring and ranked T-4th in assists...Played two games in Sweden's Elite League...**2013-14:** Registered a plus-21 rating in 31 games for Ostersunds IK...Appeared in 21 contests in Division 1, four in the Under-20 league and six at Under-18.

SEASON	CLUB	LEAGUE	REGULAR SEASON					PLAYOFFS				
			GP	G	A	PTS	PIM	GP	G	A	PTS	PIM
2011-12	Ostersunds IK	Jr. U-18	19	2	5	7	8	—	—	—	—	—
2012-13	Ostersunds IK	Jr. U-18	24	8	5	13	22	—	—	—	—	—
	Ostersunds IK	Jr. U-20	3	2	2	4	2	1	0	2	2	0
	Ostersunds IK	Division 1	1	1	0	1	0	—	—	—	—	—
2013-14	Ostersunds IK	Jr. U-18	6	1	2	3	0	—	—	—	—	—
	Ostersunds IK	Jr. U-20	4	0	2	2	4	4	1	1	2	0
	Ostersunds IK	Division 1	21	3	1	4	8	4	0	0	0	0
2014-15	Leksand	Jr. U-20	37	3	16	19	18	—	—	—	—	—
	Leksand IF	Sweden	2	0	0	0	0	—	—	—	—	—



CARSON SOUCY

Position: Defenseman **Shoots:** Left **Height:** 6-5 **Weight:** 209

Born: July 27, 1994; Viking, Alberta

Acquired: Selected in the fifth round (137th overall) of the 2013 NHL Entry Draft.

2014-15: Ranked second among team defensemen in goals and third in scoring...Ranked third on team with 44 blocked shots and a plus-13 rating...**2013-14:** Ranked second on team in PIM, T-3rd with a plus-7 rating and fourth in blocked shots (30) during freshman season at Minnesota Duluth (NCHC)...His point total ranked fourth amongst team defensemen...PIM total led NCHC rookies...**2011-13:** Played two seasons with Spruce Grove in the Alberta Junior Hockey League.

SEASON	CLUB	LEAGUE	REGULAR SEASON					PLAYOFFS				
			GP	G	A	PTS	PIM	GP	G	A	PTS	PIM
2011-12	Spruce Grove	AJHL	7	0	0	0	4	—	—	—	—	—
2012-13	Spruce Grove	AJHL	35	5	10	15	71	16	1	1	2	30
2013-14	U of Minnesota Duluth	NCHC	34	0	6	6	60	—	—	—	—	—
2014-15	U of Minnesota Duluth	NCHC	40	6	8	14	40	4	1	0	1	2



ALES STEZKA

Position: Goaltender **Catches:** Left **Height:** 6-4 **Weight:** 201

Born: January 6, 1997; Liberec, Czech Republic

Acquired: Selected in the fourth round (111th overall) of the 2015 NHL Entry Draft.

2014-15: Represented the Czech Republic at the 2014 Ivan Hlinka Memorial Tournament and at the 2015 Under-18 World Junior Championship...Expected to play for Sioux Falls in the United States Hockey League (USHL) in 2015-16.

SEASON	CLUB	LEAGUE	REGULAR SEASON						PLAYOFFS			
			GP	W	L	OT	GAA	SO	GP	W	L	GAA
2013-14	Bili Tygri Liberec	Czech U-18	24	—	—	—	1.69	—	5	—	—	1.80
	Bili Tygri Liberec	Czech U-20	2	—	—	—	0.67	—	—	—	—	—
2014-15	Bili Tygri Liberec	Czech U-18	7	—	—	—	1.42	—	—	—	—	—
	Bili Tygri Liberec	Czech U-20	40	—	—	—	2.77	—	6	—	—	1.98





FUTURE WILD



ALEX TUCH

Position: Right Wing **Shoots:** Right **Height:** 6-4 **Weight:** 225

Born: May 10, 1996; Syracuse, New York

Acquired: Selected in the first round (18th overall) of the 2014 NHL Entry Draft.

2014-15: Led team in scoring and ranked second in goals and shots on goal (119)...Ranked T-5th in scoring among Hockey East freshmen and named to the 2015 Hockey East All-Rookie Team...Tallied two points (1-1=2) for Team USA at the 2015 World Junior Championship...**2013-14:** Ranked T-1st on team with seven GWG and a plus-35 rating, T-2nd with eight PPG and third in scoring...Won a gold medal at the 2014 Under-18 World Championship, posting three assists in seven games...Co-recipient of the 2013-14 USHL Scholar-Athlete Award...**2012-13:** Earned a bronze medal at the 2013 World Under-17 Hockey Challenge with four points (1-3=4) in six games...Team finished first at the 2012 Four Nations Tournament.

SEASON	CLUB	LEAGUE	REGULAR SEASON					PLAYOFFS				
			GP	G	A	PTS	PIM	GP	G	A	PTS	PIM
2012-13	U.S. National Under-17	USHL	38	4	6	10	24	—	—	—	—	—
2013-14	U.S. National Under-18	USHL	26	13	19	32	36	—	—	—	—	—
2014-15	Boston College	H-EAST	37	14	14	28	13	4	0	0	0	4

HOW THE WILD WAS BUILT

YEAR	DRAFT (RD/PICK)	FREE AGENT (SIGNED)	TRADE/WAIVERS (TEAM, DATE)
2001	MIKKO KOIVU (1/6)		
2006		NIKLAS BACKSTROM (6/1)	
2008	MARCO SCANDELLA (2/55)		
2009	DARCY KUEMPER (6/161) ERIK HAULA (7/182)		
2010	MIKAEL GRANLUND (1/9) BRETT BULMER (2/39) JASON ZUCKER (2/59)	JARED SPURGEON (9/23)	
2011	JONAS BRODIN (1/10) MARIO LUCIA (2/60) NICK SEELER (5/131) STEPHAN MICHAEK (6/161) TYLER GRAOVAC (7/191)	JUSTIN FONTAINE (4/19)	CHARLIE COYLE (SJ, 6/24)
2012	MATT DUMBA (1/7) RAPHAEL BUSSIERES (2/46) JOHN DRAEGER (3/68) ADAM GILMOUR (4/98) CHRISTOPH BERTSCHY (6/158) LOUIS NANNIE (7/188)	ZACH PARISE (7/4) RYAN SUTER (7/4)	
2013	GUSTAV OLOFSSON (2/46) KURTIS GABRIEL (3/81) DYLAN LABBE (4/107) CARSON SOUCY (5/137) AVERY PETERSON (6/167) NOLAN DE JONG (7/197)		JASON POMINVILLE (BUF, 4/3) NINO NIEDERREITER (NYI, 6/30)
2014	ALEX TUCH (1/18) LOUIS BELPEDIO (3/80) KAAPO KAHKONEN (4/109) TANNER FAITH (5/139) PONTUS SJALIN (6/160) CHASE LANG (6/167) REID DUKE (6/169) PAVEL JENYS (7/199)	BRADY BRASSART (3/1) ZACK MITCHELL (3/4) CHRISTIAN FOLIN (3/31) MICHAEL KERANEN (6/9) THOMAS VANEK (7/1) GUILLAUME GELINAS (7/1) BRETT SUTTER (7/1) JORDAN SCHROEDER (7/11) ALEX GUDBRANSON (9/23) HUNTER WARNER (9/23) RYAN CARTER (10/6)	NATE PROSSER (STL, 10/2)
2015	JOEL ERIKSSON EK (1/20) JORDAN GREENWAY (2/50) ALES STEZKA (4/111) KIRILL KAPRIZOV (5/135) NICHOLAS BOKA (6/171) GUSTAV BOURAMMAN (7/201) JACK SADEK (7/204)	GRAYSON DOWNING (3/24) BRODY HOFFMAN (3/30) ZACH PALMQUIST (3/30) MIKE REILLY (7/1) ZAC DALPE (7/1) RUSLAN FEDOTENKO (7/1) MARC HAGEL (7/1) TYSON STRACHAN (7/2)	DEVAN DUBNYK (ARI, 1/14) JARED KNIGHT (BOS, 3/2)



IOWA WILD



PRIMARY DEVELOPMENT AFFILIATE AMERICAN HOCKEY LEAGUE

Address: Iowa Events Center • C/O Iowa Wild • 730 Third Street • Des Moines, IA 50309
Phone: (515) 564-8700
Website: iowawild.com **Twitter:** @iawild
Home Rink: Wells Fargo Arena
Team Colors: Forest Green, Iowa Wheat, Harvest Gold and Iron Range Red
2014-2015 Record: 23-49-2-2 = 50 points
Affiliation: Became Minnesota's primary developmental affiliate on April 22, 2013.

CLUB DIRECTORY

Owner	Minnesota Sports & Entertainment (MSE)
President	Todd Frederickson
Head Coach	John Torchetti
Associate Coach	David Cuniff
Assistant Coach	Pascal Rheaume
Head Athletic Trainer	Jody Green
Head Equipment Manager	Mike Lefczik
Assistant Equipment Manager	Nathan Belliveau
Director of Communications	Josh Fisher
Director, Broadcasting & Corporate Partnerships	Joe O'Donnell

IOWA WILD 2015-2016 SCHEDULE

OCTOBER			12/21/15	7:00 PM	San Antonio	MARCH		
10/02/15	7:00 PM	@ Manitoba	12/26/15	7:00 PM	@ Chicago	03/02/16	7:30 PM	@ Texas
10/03/15	7:00 PM	@ Manitoba	12/27/15	5:00 PM	Rockford	03/04/16	7:30 PM	@ Texas
10/10/15	7:00 PM	Charlotte	12/31/15	4:00 PM	@ Manitoba	03/07/16	7:00 PM	@ Manitoba
10/11/15	5:00 PM	Charlotte	JANUARY			03/09/16	7:00 PM	@ Manitoba
10/16/15	6:00 PM	@ Lake Erie	01/01/16	7:00 PM	@ Manitoba	03/11/16	7:00 PM	@ Milwaukee
10/17/15	4:00 PM	@ Lake Erie	01/09/16	7:00 PM	@ Milwaukee	03/13/16	5:00 PM	Milwaukee
10/20/15	7:00 PM	Milwaukee	01/10/16	5:00 PM	Rockford	03/18/16	9:30 PM	@ Stockton
10/21/15	7:00 PM	@ Rockford	01/15/16	7:00 PM	@ Chicago	03/19/16	9:30 PM	@ San Jose
10/24/15	7:00 PM	Texas	01/16/16	7:00 PM	San Jose	03/25/16	7:00 PM	Chicago
10/25/15	3:00 PM	Texas	01/17/16	5:00 PM	Stockton	03/26/16	12:30 PM	Chicago
10/30/15	7:00 PM	@ Rockford	01/22/16	7:00 PM	@ Rockford	03/30/16	7:00 PM	Manitoba
10/31/15	7:00 PM	Milwaukee	01/23/16	7:00 PM	@ Rockford	APRIL		
NOVEMBER			01/26/16	7:00 PM	Chicago	04/01/16	7:00 PM	Manitoba
11/01/15	5:00 PM	Rockford	01/29/16	7:00 PM	Charlotte	04/02/16	7:00 PM	@ Rockford
11/05/15	10:30 AM	Milwaukee	01/30/16	12:30 PM	Charlotte	04/08/16	7:30 PM	@ San Antonio
11/07/15	7:00 PM	Lake Erie	FEBRUARY			04/09/16	7:00 PM	@ San Antonio
11/08/15	3:00 PM	Lake Erie	02/05/16	7:00 PM	Chicago	04/11/16	7:00 PM	Grand Rapids
11/11/15	6:00 PM	@ Grand Rapids	02/06/16	7:00 PM	@ Chicago	04/13/16	7:00 PM	Rockford
11/13/15	7:00 PM	Rockford	02/12/16	7:00 PM	Grand Rapids	04/15/16	7:00 PM	Chicago
11/14/15	7:00 PM	Rockford	02/13/16	7:00 PM	Grand Rapids	04/16/16	7:00 PM	@ Chicago
11/20/15	7:00 PM	Lake Erie	02/14/16	5:00 PM	@ Milwaukee	<i>All times central. Dates and times subject to change.</i>		
11/21/15	12:30 PM	Lake Erie	02/18/16	7:00 PM	@ Chicago			
11/22/15	4:00 PM	@ Chicago	02/21/16	3:00 PM	@ Milwaukee			
11/25/15	6:00 PM	@ Grand Rapids	02/22/16	7:00 PM	Manitoba			
11/28/15	6:00 PM	@ Charlotte	02/24/16	7:00 PM	Manitoba			
11/29/15	12:00 PM	@ Charlotte	02/26/16	6:00 PM	@ Grand Rapids			
DECEMBER			02/27/16	6:00 PM	@ Grand Rapids			
12/03/15	6:00 PM	@ Lake Erie						
12/04/15	6:00 PM	@ Lake Erie						
12/08/15	7:00 PM	Chicago						
12/11/15	7:00 PM	@ Rockford						
12/13/15	4:00 PM	Grand Rapids						
12/15/15	6:00 PM	@ Charlotte						
12/17/15	6:00 PM	@ Charlotte						
12/20/15	3:00 PM	San Antonio						

QUAD CITY MALLARDS



ECHL DEVELOPMENT AFFILIATE



Address: 1201 River Drive • Moline, IL 61265
Phone: (309) 277-1364
Website: www.myqcmallards.com **Twitter:** @myqcmallards
Home Rink (capacity): I Wireless Center (12,000)
Team Colors: Black, Mallard Green, Flash Orange, Light Pewter, White
Championships: Colonial Cup Championship (UHL, 1997, 1998, 2001)
Affiliation: First Year as Minnesota Affiliate. Announced affiliate with Minnesota Wild and Iowa Wild on Aug. 27, 2013

CLUB DIRECTORY

Owner and Governor:	Jordan Melville
President and Alternate Governor:	Bob McNamara
Head Coach and General Manager:	Terry Ruskowski
Athletic Trainer & Director of Hockey Administration:	Jon Piche
Head Equipment & Team Logistics Manager:	Drew Kitts
Director of Corporate Sales:	Jim Kersten
Director of Communications and Broadcasting:	Brian Lavelle
Manager, Game Operations and Community Relations:	Dan Beauchamp

QUAD CITY MALLARDS 2015-2016 SCHEDULE

OCTOBER			JANUARY			MARCH		
10/16/15	7:00 PM	@ Allen	01/02/16	7:00 PM	Allen	03/02/16	6:30 PM	Utah
10/17/15	7:00 PM	@ Wichita	01/08/16	7:00 PM	Fort Wayne	03/04/16	7:00 PM	Cincinnati
10/23/15	7:00 PM	Tulsa	01/10/16	4:00 PM	Fort Wayne	03/05/16	7:00 PM	Wichita
10/24/15	7:00 PM	Tulsa	01/15/16	7:00 PM	Kalamazoo	03/09/16	6:15 PM	@ Evansville
10/25/15	4:00 PM	Wichita	01/16/16	7:00 PM	@ Evansville	03/11/16	6:30 PM	@ Cincinnati
10/27/15	7:00 PM	@ Missouri	01/17/16	4:00 PM	Kalamazoo	03/12/16	6:30 PM	@ Cincinnati
10/30/15	6:30 PM	@ Norfolk	01/22/16	6:30 PM	@ Indy	03/13/16	5:15 PM	@ Evansville
10/31/15	6:35 PM	@ Wheeling	01/23/16	6:30 PM	@ Indy	03/18/16	7:00 PM	@ Fort Wayne
NOVEMBER			01/29/16	6:00 PM	@ Kalamazoo	03/19/16	6:30 PM	@ Fort Wayne
11/04/15	6:30 PM	Missouri	01/30/16	6:30 PM	@ Cincinnati	03/20/16	4:00 PM	Indy
11/06/15	7:00 PM	Wichita	01/31/16	4:15 PM	@ Toledo	03/25/16	7:00 PM	Evansville
11/07/15	6:30 PM	@ Indy	FEBRUARY			03/26/16	7:00 PM	@ Wichita
11/11/15	6:30 PM	Alaska	02/03/16	6:30 PM	Rapid City	03/29/16	7:00 PM	@ Wichita
11/13/15	6:30 PM	@ Cincinnati	02/05/16	7:00 PM	Rapid City	03/30/16	7:00 PM	@ Missouri
11/15/15	4:00 PM	Fort Wayne	02/06/16	6:30 PM	@ Fort Wayne	APRIL		
11/20/15	7:00 PM	Alaska	02/12/16	7:00 PM	@ Tulsa	04/01/16	7:00 PM	Tulsa
11/21/15	6:30 PM	@ Indy	02/13/16	7:00 PM	@ Tulsa	04/03/16	4:00 PM	Indy
11/22/15	4:00 PM	Indy	02/16/16	7:00 PM	@ Wichita	04/06/16	6:30 PM	@ Fort Wayne
11/25/15	7:00 PM	@ Missouri	02/19/16	7:00 PM	Cincinnati	04/08/16	7:00 PM	Cincinnati
11/27/15	7:00 PM	Kalamazoo	02/20/16	7:00 PM	Cincinnati	04/09/16	7:00 PM	Cincinnati
11/28/15	7:00 PM	Cincinnati	02/26/16	7:00 PM	Rapid City	<i>All times local. Dates and times subject to change.</i>		
11/29/15	4:00 PM	Indy	02/27/16	7:00 PM	Rapid City			
DECEMBER								
12/01/15	6:30 PM	@ Cincinnati						
12/06/15	5:15 PM	@ Evansville						
12/11/15	8:00 PM	@ Rapid City						
12/12/15	8:00 PM	@ Rapid City						
12/18/15	7:00 PM	Wheeling						
12/19/15	7:00 PM	Wheeling						
12/20/15	4:00 PM	@ Missouri						
12/26/15	7:00 PM	Indy						
12/27/15	2:00 PM	@ Indy						
12/30/15	6:30 PM	Evansville						
12/31/15	6:15 PM	@ Evansville						



MIKKO KOIVU

WEAR WHAT THEY WEAR.



IT'S TIME TO GET YOUR GEAR ON.

XCEL ENERGY CENTER | MAPLEWOOD MALL | SOUTHDAL CENTER
OR VISIT US ONLINE:

STATEOFHOCKEYSTORE.COM



HISTORY



Front Row (L-R): Darcy Kuemper, Goaltending Coach Bob Mason, Assistant Coach Andrew Brunette, Assistant Coach Darby Hendrickson, Assistant Coach Rick Wilson, Assistant Coach Darryl Sydor, Head Coach Mike Yeo, Owner Craig Leipold, General Manager Chuck Fletcher, Chief Operating Officer Matt Majka, Chief Financial Officer Jeff Pellegrom, Assistant General Manager Brent Flahr, Director of Minor League Operations Jim Mill, Director of Player Development Brad Bombardir, Devan Dubnyk, Niklas Backstrom. **Second Row:** Video Coach Jonas Plumb, Jared Spurgeon, Justin Fontaine, Mikael Granlund, Sean Bergenheim, Jason Pominville, Zach Parise, Mikko Koivu, Ryan Suter, Thomas Vanek, Kyle Brodziak, Marco Scandella, Jordan Leopold, Jonas Brodin, Team Operations Manager Andrew Heydt. **Third Row:** Jordan Schroeder, Jason Zucker, Keith Ballard, Matt Dumba, Nate Prosser, Christian Folin, Charlie Coyle, Chris Stewart, Nino Niederreiter, Matt Cooke, Erik Haula, Ryan Carter. **Fourth Row:** Equipment Assistant Garrett Hoglund, Assistant Equipment Manager Rick Brownell, Assistant Equipment Manager Matt Benz, Head Equipment Manager Tony DaCosta, Strength and Conditioning Coach Kirk Olson, Assistant Athletic Trainer John Worley, Massage Therapist Travis Green, Head Athletic Therapist Don Fuller.

MINNESOTA WILD MILESTONES

- Minnesota advanced to the Stanley Cup Playoffs for the third straight season – the longest streak in franchise history. The Wild was one of eight teams to qualify for the playoffs in each of the last three seasons: Anaheim, Chicago, Detroit, New York Rangers, Pittsburgh, Montreal and St. Louis.
- The Wild posted a 46-28-8 record to earn 100 points, its second-highest point total in a season in franchise history (104 in 2006-07). Minnesota finished the season ranked T-11th in the NHL and sixth in the Western Conference.
- Minnesota set franchise records in single-season road wins (24) and points (50). The Wild also set a franchise record and tied the NHL record with 12 consecutive road wins, 2/18–4/9. In that span, the Wild became just the third team in the last 80 years to allow two goals or less in 12 straight road games in a season (Elias Sports Bureau).
- The Wild earned 11 wins in both February and March, tying the team record for most wins in a single calendar month (Nov. 2011 and March 2013).
- Minnesota set a franchise record with 227 goals scored, the most it has ever totaled in a single season. Minnesota ranked fifth in the NHL and second in the Western Conference with 169, 5-on-5 goals.
- Minnesota led the NHL with an 86.3% penalty kill rate this season, also leading with an 87.8% PK rate on home ice. The Wild successfully killed 32 consecutive opponent power plays, 1/27–2/22, posting a 90.8% PK rate (89-of-98) in 36 games following the NHL All-Star Break.
- The Wild ranked within the top five NHL teams all season in fewest shots against/game. Minnesota finished the season ranked fourth in the NHL with 27.6 shots against/game.
- Minnesota was the last NHL team to lose on home ice (vs. Pittsburgh, 11/4) and earned points in 28-of-41 games at Xcel Energy Center this season (22-13-6).
- Minnesota went 6-0-1 in its first seven games against Central Division opponents, becoming the last team to lose in regulation to a division opponent (at Chicago, 12/16). The Wild went 17-8-4 against the Central

Division. Minnesota posted a 29-16-5 record against the Western Conference, going 19-6-1 in its final 26 games against the West.

- Minnesota set a franchise record for most shots in a single game with 48 shots in the season opener vs. Colorado (10/9).
- A total of 35 players appeared in at least one game for Minnesota. Thirty players recorded at least one point and 24 scored at least one goal.
- Minnesota lost 282 man games due to injury. **Charlie Coyle** and **Jason Pominville** were the only players to appear in every game for the Wild.
- Devan Dubnyk** set a franchise record with 38 consecutive starts for the Wild (1/15–4/7). His 39 straight starts (including one with Arizona, 1/13) were the most by an NHL goalie since Evgeni Nabokov made 43 straight for San Jose in 2007-08. Dubnyk set Wild single-season franchise records with a .936 SV% and a .737% win percentage. He also set franchise records with 15 road wins, a 1.53 road GAA and a .949 road SV%. Beginning with his first game in a Wild sweater (1/15), Dubnyk led the NHL in wins (27), ranked second in GAA (1.78), T-2nd in shutouts (5) and fourth in SV% (.936).
- Mikko Koivu** became the Wild's franchise leader in multi-point games, using two goals and an assist to earn his 115th multi-point game vs. Los Angeles (3/28). The captain became the first-ever Wild player to net 500 career points at Nashville (4/9). He won at least 20 faceoffs in three games, a mark that has never been reached in a single game by any other Wild player. He led Minnesota and ranked third in the NHL in faceoffs won (989) and fourth in faceoffs taken (1791).
- Darcy Kuemper** set a franchise record as the youngest goalie to start a home opener (10/9) before becoming the youngest goalie in NHL history to earn shutouts in each of the first two games of a season. His shutout streak of 163:46 to start the season set a Wild franchise record and he became the second NHL goalie since 1943-44 to record three shutouts in his first four appearances of a season (Elias Sports Bureau).
- Jared Spurgeon** set a franchise record for most blocked shots in a game by a Wild player with nine vs. Colorado (10/11).

INDIVIDUAL MILESTONES

- Jonas Brodin** ranked T-1st on the Wild with a career-high plus-21 rating, ranked T-9th amongst all NHL defensemen. He also set career highs in assists (14), GWG (1), shots (95), blocked shots (128) and TOI/game (24:10) – ranking second on the Wild and 18th amongst all NHL defensemen. No one younger skated more per game in the NHL and his 8 PIM were fewest amongst the league leaders in ice time. He signed a six-year contract extension with the Wild on Oct. 12.
- Ryan Carter** set career highs in assists (10) and blocked shots (30), matching his career high in plus/minus (plus-3). He signed a one-year contract with the Wild on Oct. 6.
- Charlie Coyle** set career highs in games played (82), assists (24), points (35), plus/minus (plus-13), GWG (4), blocked shots (52) and hits (137) – second-most on the Wild. He signed a five-year contract extension with the Wild on Oct. 22.
- Matt Dumba** set a franchise record for highest plus/minus rating (plus-13) by a rookie defenseman, leading all NHL rookie defensemen. He ranked third amongst NHL rookie defensemen in goals (8), T-3rd in GWG (2) and fifth in points (16) and shots (86).
- Devan Dubnyk** set career highs in games played (58), games started (55), wins (36), shutouts (6), minutes (3328), GAA (2.07), SV% (.929) and assists (2). His .936 SV% and .737 win percentage with Minnesota set single-season franchise records, while his five shutouts with the Wild were T-2nd amongst any Wild goalie.
- Justin Fontaine** set career highs in games played (71), assists (22), points (31), plus/minus (plus-13), GWG (2), shots (104) and blocked shots (24). He signed a two-year contract with the Wild on July 29.
- Darcy Kuemper** set career highs in games played (31), started (87), wins (14), shutouts (3) and minutes (1569). He signed a two-year contract with the Wild on Sept. 18.
- Mikael Granlund** set career highs in games played (68), hits (47) and plus/minus (plus-17) – T-2nd for best plus/minus rating by a Wild forward in franchise history.
- Nino Niederreiter** set career highs in goals (24), points (37) and blocked shots (32), leading the Wild a career-high five GWG and 155 hits. He became the first Switzerland-born player to score at least 20 goals in an NHL season (Elias Sports Bureau). He signed a three-year contract with the Wild on Sept. 11.
- Zach Parise** led Minnesota in goals (33), points (62), PPG (11) and shots (259). His plus-21 rating set a franchise record for highest season rating amongst all Wild forwards in team history. Despite missing eight games, he ranked T-10th amongst all NHL players in goals scored, with only Tyler Seguin scoring more in fewer games. He became just the fourth player in Wild history to score at least 30 goals in a single season. The alternate captain became the only active American-born player to post six seasons of at least 30 goals since 2005-06 (Elias Sports Bureau).
- Marco Scandella** set career highs in goals (11), points (23), GWG (4), shots (112) and hits (90). He became just the fifth Wild defenseman to ever net 11 goals in a season. Both his four GWG and two OT GWG T-1st for most in a single season by a Wild defenseman in franchise history. He signed a five-year contract extension with the Wild on Nov. 29.
- Jared Spurgeon** set career highs in goals (9), shots (128), and blocked shots (124) – ranked third on the Wild.
- Ryan Suter** led the NHL in TOI/game for the third straight season (29:03). He T-1st on the Wild with 36 assists, ranked second with 127 blocked shots and tied his career high with 150 shots. He skated more than 30 minutes in 23 games, leading all skaters – Wild and opponent – in TOI in all but 10 of his 77 games.
- Thomas Vanek** ranked third on the Wild with 52 points, including a team-best eight game point streak (6-4=10), March 8-23. With his 20th goal (3/27), he became just the third active player to score at least 20 goals in each of their first 10 NHL seasons, joining Jagr and Ovechkin

(Elias Sports Bureau). Vanek signed a three-year contact with the Wild on July 1.

- Jason Zucker** set career highs in games played (51), goals (21), assists (5), points (26), GWG (3), SHG (1), shots (124), hits (67) and blocked shots (13). Despite missing 31 games, he ranked T-3rd on the Wild in goals. He signed a two-year contract with the Wild on July 15.

NHL MILESTONES

- Ryan Suter** represented the Wild at the 2015 NHL All-Star Game in Columbus, totaling a goal, assist, plus-2 rating and two blocked shots in 19:46 TOI.
- Tyler Graovac** was the only player to make his NHL debut with Minnesota, recording a shot in 9:02 TOI during a Wild win in Winnipeg Dec. 29. **Christian Folin** was the lone player to earn his first NHL goal, scoring in San Jose on Dec. 11.
- Nino Niederreiter** scored the Wild's only hat trick of the season, scoring three goals in the Wild's 6-3 victory vs. Buffalo on Nov. 13.
- Mikael Granlund** skated in 100th career NHL game vs. Dallas (11/1).
- Nino Niederreiter** earned first career NHL hat trick vs. Buffalo (11/13) – Ninth player in Wild history to record a hat trick, played 200th career NHL game vs. Carolina (2/14).
- Keith Ballard** skated in 600th career NHL game vs. Los Angeles (11/26) – 10th Minnesota-born defenseman to reach 600 games.
- Niklas Backstrom** played 400th career NHL game vs. New York Islanders (12/9)
- Christian Folin** scored first career NHL goal at San Jose (12/11).
- Jason Pominville** skated in 700th career NHL game vs. Boston (12/17).
- Ryan Suter** skated in 700th career NHL game vs. Boston (12/17).
- Tyler Graovac** made NHL debut at Winnipeg (12/29).
- Thomas Vanek** skated in 700th career NHL game at Dallas (1/3), recorded 300th career NHL assist at Calgary (1/29), tallied 600th career NHL point at St. Louis (3/14).
- Justin Fontaine** skated in 100th career NHL game vs. Chicago (1/8).
- Ryan Carter** skated in 400th career NHL game vs. Arizona (1/17).
- Marco Scandella** skated in 200th career NHL game vs. Arizona (1/17).
- Devan Dubnyk** played 200th career NHL game at Chicago (2/3).
- Stephane Veilleux** skated in 500th career NHL game vs. Florida (2/12).
- Kyle Brodziak** skated in 600th career NHL game at Edmonton (2/20).
- Erik Haula** skated in 100th career NHL game at Nashville (2/26).
- Sean Bergenheim** skated in 500th career NHL game vs. Washington (3/19).
- Jared Spurgeon** tallied 100th career NHL point vs. Los Angeles (3/28).
- Mikko Koivu** recorded 500th career NHL point at Nashville (4/9).

NHL PLAYERS OF THE MONTH AND WEEK

- Devan Dubnyk** became the first player in franchise history to be named NHL First Star of the Month, garnering the award in February, before being named the Third Star of March. He also became the first Wild player to ever earn NHL Three Stars of the Week honors three times in a single season.
- Devan Dubnyk** – NHL First Star for February, NHL Third Star for March, NHL First Star (2/9 and 3/30), NHL Third Star (2/2)
- Darcy Kuemper** – NHL Second Star (10/13)
- Ryan Suter** – NHL Second Star (12/15)
- Zach Parise** – NHL Third Star (1/26)



2014-15 GAME-BY-GAME

GAME	DATE	OPPONENT	RESULT	W	L	OT	RECORD	PTS	DIVISION/ CONF. RANK	WILD GOALS (BY #)	WILD GOALTENDERS	ATT.
1	10/9	COL	5-0	W			01-00-00	2	T1st/T1st	29,46,11,22,20	Kuemper	19,098*
2	10/11	@ COL	3-0	W			02-00-00	4	T1st/T1st	3,16,11	Kuemper	18,139*
3	10/17	@ ANA	1-2		L		02-01-00	4	4th/9th	16	Kuemper	17,306*
4	10/19	@ LA	1-2		L		02-02-00	4	5th/10th	24	Backstrom	18,230*
5	10/23	ARI	2-0	W			03-02-00	6	4th/9th	3,29	Kuemper	18,551*
6	10/25	TB	7-2	W			04-02-00	8	4th/78th	6,9,56,16,11,46,16s	Kuemper	18,884*
7	10/27	@ NYR	4-5		L		04-03-00	8	4th/10th	39,24,29,16	Kuemper	18,006*
8	10/28	@ BOS	4-3	W			05-03-00	10	4th/9th	22,11,14,6	Backstrom	17,565*
9	10/30	SJ	4-3	W		SO	06-03-00	12	3rd/76th	9,21,21	Kuemper	18,633*
10	11/1	DAL	4-1	W			07-03-00	14	T1st/74th	64,55,26p,22p	Kuemper	19,088*
11	11/4	PIT	1-4		L		07-04-00	14	5th/10th	22s	Kuemper	18,788*
12	11/6	@ OTT	0-3		L		07-05-00	14	5th/10th		Backstrom	16,867*
13	11/8	@ MTL	1-4		L		07-06-00	14	5th/10th	29	Kuemper	21,287*
14	11/11	@ NJ	1-3		L		07-07-00	14	15th/10th	18s	Kuemper	14,256
15	11/13	BUF	6-3	W			08-07-00	16	15th/10th	18,22,21,22p,46p,22	Kuemper/BACKSTROM	18,925*
16	11/15	@ DAL	2-1	W			09-07-00	18	5th/10th	56,64	Kuemper	17,543
17	11/16	WPG	4-3	W		OT	10-07-00	20	5th/10th	22p,11,11,6	Backstrom/KUEMPER	18,808*
18	11/20	@ PHI	3-2	W			11-07-00	22	5th/10th	22p,6,16	Kuemper	19,919*
19	11/22	@ TB	1-2		L		11-08-00	22	5th/10th	11	Kuemper	19,204*
20	11/24	@ FLA	4-1	W			12-08-00	24	4th/78th	16,22,16,11	Backstrom	8,426
21	11/26	LA	0-4		L		12-09-00	24	5th/9th		KUEMPER/Backstrom	19,038*
22	11/28	@ DAL	5-4	W		OT	13-09-00	26	5th/9th	22,16,64,26,6	Kuemper	18,532*
23	11/29	STL	2-3		L	SO	13-09-01	27	5th/9th	9,11	Backstrom	19,124*
24	12/3	MTL	2-1	W			14-09-01	29	5th/9th	16,29	Kuemper	19,034*
25	12/5	ANA	4-5		L		14-10-1	29	5th/10th	9p,11p,25,14	Kuemper	19,044*
26	12/9	NYI	5-4	W			15-10-1	31	5th/10th	29p,9,56,26,22	Backstrom	18,904*
27	12/11	@ SJ	1-2		L		15-11-1	31	5th/10th	5	Kuemper	17,097
28	12/13	@ ARI	4-3	W		SO	16-11-1	33	5th/10th	22,16,11	Backstrom	13,975
29	12/16	@ CHI	3-5		L		16-12-1	33	5th/10th	26,22,6	Backstrom	21,472*
30	12/17	BOS	2-3		L	OT	16-12-2	34	5th/10th	21,29	Backstrom	18,841*
31	12/20	NSH	5-6		L	OT	16-12-3	35	5th/10th	16,11,6p,11p,26	Kuemper/BACKSTROM	19,017*
32	12/23	PHI	2-5		L		16-13-3	35	5th/10th	6,3p	Kuemper	19,020*
33	12/27	WPG	3-4		L	OT	16-13-4	36	5th/10th	64,29,26p	Curry	19,177*
34	12/29	@ WPG	3-2	W			17-13-4	38	5th/10th	18,14,6	Kuemper	15,016*
35	12/31	@ CBJ	1-3		L		17-14-4	38	6th/11th	11p	Kuemper	18,040
36	1/2	TOR	3-1	W			18-14-4	40	5th/10th	21,46,9p	Kuemper	19,168*
37	1/3	@ DAL	1-7		L		18-15-4	40	6th/11th	26p	KUEMPER/Backstrom	18,532*
38	1/6	SJ	3-4		L	OT	18-15-5	41	6th/11th	16,46,16	Kuemper	19,043*
39	1/8	CHI	2-4		L		18-16-5	41	7th/12th	16,29p	Backstrom	19,060*
40	1/10	NSH	1-3		L		18-17-5	41	7th/12th	3	Backstrom	19,052*
41	1/11	@ CHI	1-4		L		18-18-5	41	7th/12th	24	Backstrom	21,809*
42	1/13	@ PIT	2-7		L		18-19-5	41	7th/12th	25,14	BACKSTROM/Curry	18,642*
43	1/15	@ BUF	7-0	W			19-19-5	43	7th/12th	11,26p,21s,55,46,24,56p	Dubnyk	18,963
44	1/17	ARI	3-1	W			20-19-5	45	7th/12th	3,16,11	Dubnyk	19,111*
45	1/19	CBJ	1-3		L		20-20-5	45	7th/12th	11p	Dubnyk	19,064*
46	1/20	@ DET	4-5		L	SO	20-20-6	46	7th/12th	9p,11p,26,11	Dubnyk/KUEMPER	20,027*
47	1/27	@ EDM	2-1	W			21-20-6	48	7th/12th	22,3	Dubnyk	16,839*
48	1/29	@ CGY	1-0	W			22-20-6	50	7th/12th	11	Dubnyk	19,289*
49	2/1	@ VAN	4-2	W			23-20-6	52	7th/12th	11,46p,26,16	Dubnyk	18,438
50	2/3	CHI	3-0	W			24-20-6	54	6th/10th	9,16,64	Dubnyk	19,104*
51	2/7	COL	1-0	W			25-20-6	56	5th/9th	3	Dubnyk	19,244*
52	2/9	VAN	5-3	W			26-20-6	58	5th/9th	10,29p,22,20p,21	Dubnyk	18,804*
53	2/10	@ WPG	1-2		L	OT	26-20-7	59	5th/9th	29	Dubnyk	15,016*
54	2/12	FLA	2-1	W			27-20-7	61	5th/9th	29,11p	Dubnyk	19,055*
55	2/14	CAR	6-3	W			28-20-7	63	5th/9th	26,26,10,39,56,11	Dubnyk	19,220*
56	2/16	@ VAN	2-3		L		28-21-7	63	5th/10th	22,22	Dubnyk	18,465
57	2/18	@ CGY	3-2	W		OT	29-21-7	65	5th/10th	14,55,9	Dubnyk	19,277
58	2/20	@ EDM	4-0	W			30-21-7	67	5th/9th	14,22,10,14	Dubnyk	16,839*
59	2/22	DAL	6-2	W			31-21-7	69	5th/7th	11,9,19,55p,64,11	Dubnyk	18,754*
60	2/24	EDM	1-2		L		31-22-7	69	5th/8th	26	Dubnyk	19,044*
61	2/26	@ NSH	4-2	W			32-22-7	71	5th/7th	56,21,22,22	Dubnyk	17,113*
62	2/28	@ COL	3-1	W			33-22-7	73	5th/7th	56,14,29	Dubnyk	18,087*
63	3/3	OTT	3-2	W		SO	34-22-7	75	5th/76th	55,55	Dubnyk	19,054*
64	3/5	@ WSH	2-1	W			35-22-7	77	4th/5th	29,29	Dubnyk	18,506*
65	3/6	@ CAR	3-1	W			36-22-7	79	4th/5th	3,64,11	Dubnyk	10,857
66	3/8	COL	2-3		L		36-23-7	79	4th/5th	44,26	Dubnyk	19,119*
67	3/10	NJ	6-2	W			37-23-7	81	4th/5th	23,44,46,26,29,26p	Dubnyk	19,034*
68	3/13	ANA	2-1		L		37-24-7	81	4th/75th	11p	Dubnyk	19,045*
69	3/14	@ STL	3-1	W			38-24-7	83	4th/5th	26,22,21	Dubnyk	19,638*
70	3/17	@ NSH	3-2	W		OT	39-24-7	85	4th/5th	3,3,55	Dubnyk	17,209*
71	3/19	WSH	2-3		L		39-25-7	85	4th/5th	5,46p	Dubnyk	19,044*
72	3/21	STL	6-3	W			40-25-7	87	4th/5th	44,26,11,25,15,9p	Dubnyk	19,204*
73	3/23	@ TOR	2-1	W			41-25-7	89	4th/5th	3,26	Dubnyk	18,366
74	3/24	@ NYI	2-1	W		SO	42-25-7	91	4th/5th	11	Dubnyk	16,170*
75	3/27	CGY	4-2	W			43-25-7	93	4th/5th	55p,26,9,11	Dubnyk	19,040*
76	3/28	LA	4-1	W			44-25-7	95	3rd/4th	22,9,22p,9	Dubnyk	19,204*
77	4/2	NYR	2-3		L		44-26-7	95	4th/75th	29,26	Dubnyk	19,244*
78	4/4	DET	2-3		L	SO	44-26-8	96	4th/5th	11,11p	Dubnyk	19,246*
79	4/6	WPG	0-2		L		44-27-8	96	4th/6th		Dubnyk	19,010*
80	4/7	@ CHI	2-1	W			45-27-8	98	4th/5th	64,16	Dubnyk	21,851*
81	4/9	@ NSH	4-2	W			46-27-8	100	4th/5th	16p,6,29,16	Kuemper	17,236*
82	4/11	@ STL	2-4		L		46-28-8	100	4th/6th	6,11p	DUBNYK/Kuemper	19,155*

2014-15 STAT BREAKDOWN



Overall Record	46-28-8
Home Record	22-13-6
Road Record	24-15-2
Scoring First	35-6-4
Opponent Scoring First	11-22-4
Leading After First Period	27-3-2
Trailing After First Period	5-14-3
Tied After First Period	14-11-3
Leading After Second Period	28-2-2
Trailing After Second Period	8-21-3
Tied After Second Period	10-5-3
Outshooting Opponent	28-20-6
Outshot By Opponent	18-7-2
Even Shots	0-1-0

Overtime Record - 2014-15	4-5
Overtime Record - Franchise	52-55-48
Shootout Record - 2014-15	4-3
Shootout Record - Franchise	58-55
vs. WESTERN CONFERENCE	29-16-5
vs. Central	17-8-4
vs. Pacific	12-8-1
vs. EASTERN CONFERENCE	17-12-3
vs. Atlantic	10-3-3
vs. Metropolitan	7-9-0

SEASON CATEGORY LEADERS

GAMES PLAYED	Coyle/Pominville	82	TIME ON ICE	Ryan Suter	2237:35
POINTS	Zach Parise	62	TOI/GAME	Ryan Suter	29:04
GOALS	Zach Parise	33	FACEOFF WIN %	Mikko Koivu	55.2
ASSISTS	Pominville/Suter	36	GAMES (GOALIE)	Devan Dubnyk	39
POWER-PLAY GOALS	Zach Parise	11	MINUTES (GOALIE)	Devan Dubnyk	2293
SHORT-HANDED GOALS	Four Players	1	WINS	Devan Dubnyk	27
GAME-WINNING GOALS	Nino Niederreiter	5	LOSSES	Darcy Kuemper	12
EVEN-STRENGTH GOALS	Zach Parise	22	WINNING PERCENTAGE	Devan Dubnyk	0.737
SHOOTOUT GOALS	Koivu/Pominville	3	OVERTIME LOSSES	Niklas Backstrom	3
3+ GOAL GAMES	Nino Niederreiter	1	GOALS-AGAINST AVG.	Devan Dubnyk	1.78
SHOTS ON GOAL	Zach Parise	259	SAVE PERCENTAGE	Devan Dubnyk	0.936
PENALTY MINUTES	Marco Scandella	56	SHUTOUTS	Devan Dubnyk	5
PLUS/MINUS	Brodin/Parise	+21	GOALS ALLOWED	Dubnyk/Kuemper	68



2014-15 STAT BREAKDOWN

GOALS BY PERIOD

PERIOD	WILD	OPP.
1	65	51
2	71	76
3	87	66
OT	4	5
Total	227	201
Avg.	2.8	2.5

SHOTS BY PERIOD

PERIOD	WILD	OPP.
1	813	670
2	865	799
3	815	760
OT	29	36
Total	2522	2265
Avg.	30.8	27.6

GOAL PRODUCTION

GOALS	WILD	OPP.
0	0-3-0	8-0-0
1	3-14-1	16-0-0
2	9-8-3	12-7-3
3	13-1-2	8-9-1
4	10-2-1	2-6-3
5	4-0-1	0-4-0
6+	7-0-0	0-2-1

PENALTIES

	PIM	PIM/G
Home	357	8:42
Away	371	9:03
TOTAL	728	8:53

MARGIN OF VICTORY

GOALS	TOTAL	HOME	AWAY
1G	24-7-12	14-3-5	10-4-7
2G	9-6	6-1	3-5
3G+	10-14	6-4	4-10

POWER PLAY

	G	ATT	PCT	NHL RANK
Home	27	138	19.6	15th
Away	12	108	11.1	28th
OVERALL	39	246	15.8	27th

3 SHORT-HANDED GOALS ALLOWED (T-4th in NHL)

PENALTY KILL

	GA	ATT	PCT	NHL RANK
Home	15	123	87.8	1st
Away	17	111	84.7	4th
OVERALL	32	234	86.3	1st

4 SHORT-HANDED GOAL SCORED (T-18th in NHL)

GOAL SITUATION

	WILD	OPP.
5-on-5	169	148
5-on-4	37	3
5-on-3	2	0
4-on-4	5	10
4-on-3	0	0
3-on-3	0	0
3-on-4	0	0
3-on-5	0	1
4-on-5	4	30
Empty Net	9	6
Pen. Shot	1	0
TOTAL	227	198

2014-15 STAT BREAKDOWN



2014-15 10-GAME COMPARISONS

GAME	RECORD	GF-GA	POWER PLAY	PENALTY KILL	SF-SA
1-10	7-3-0	34-18	2-31 (6.5%)	25-28 (89.3%)	350-229
11-20	5-5-0	23-26	4-34 (11.8%)	31-36 (86.1%)	311-271
21-30	4-4-2	27-33	6-32 (18.8%)	24-28 (85.7%)	310-276
31-40	2-5-3	24-39	8-41 (19.5%)	24-31 (77.4%)	299-296
41-50	6-3-1	28-22	6-29 (20.7%)	19-23 (82.6%)	327-278
51-60	7-2-1	31-18	4-22 (18.2%)	24-25 (96.0%)	287-251
61-70	8-2-0	29-17	2-26 (7.7%)	26-28 (92.9%)	294-305
71-82	7-4-1	31-25	7-31 (22.6%)	29-35 (82.9%)	344-359

2014-15 MONTHLY COMPARISONS

MONTH	RECORD	GF-GA	POWER PLAY	PENALTY KILL	SF-SA
October	6-3-0	30-17	0-27 (0.0%)	21-24 (87.5%)	320-209
November	7-6-1	34-37	7-46 (15.2%)	42-47 (89.4%)	441-384
December	4-5-3	34-43	10-46 (21.7%)	26-34 (76.5%)	346-336
January	5-6-2	31-39	8-43 (18.6%)	28-35 (80.0%)	427-360
February	11-2-1	45-23	5-33 (15.2%)	39-40 (97.5%)	412-375
March	11-3-0	41-25	6-34 (17.6%)	33-37 (89.2%)	410-429
April	2-3-1	12-14	3-17 (17.6%)	13-17 (76.5%)	166-172

POWER-PLAY SCORING

PLAYER	G	A	PTS	PP TOI/GM
Thomas Vanek	5	12	17	3:00
Zach Parise	11	5	16	3:18
Mikko Koivu	4	11	15	3:16
Jason Pominville	3	11	14	3:21
Ryan Suter	1	10	11	3:49
Mikael Granlund	0	8	8	2:10
Nino Niederreiter	6	2	8	1:33
Matt Dumba	2	4	6	1:34
Jared Spurgeon	3	3	6	2:02
Marco Scandella	1	4	5	0:34
Charlie Coyle	1	2	3	1:17
Jonas Brodin	0	2	2	0:57
Justin Fontaine	0	2	2	0:21
Christian Folin	0	1	1	0:08
Erik Haula	1	0	1	0:05
Jason Zucker	1	0	1	0:51

SHORT-HANDED SCORING

PLAYER	G	A	PTS	SH TOI/GM
Jonas Brodin	0	1	1	2:15
Kyle Brodziak	1	0	1	2:23
Ryan Carter	1	0	1	1:40
Erik Haula	0	1	1	2:08
Nino Niederreiter	1	0	1	0:27
Marco Scandella	0	1	1	2:24
Ryan Suter	0	1	1	2:04
Jason Zucker	1	0	1	1:08

MULTI-POINT GAMES

PLAYER	2PT	3PT	4PT	TOTAL	TEAM RECORD
Zach Parise	12	3		15	11-1-3
Jason Pominville	10	2		12	7-1-4
Thomas Vanek	8	2		10	8-0-2
Mikael Granlund	8	1		9	6-2-1
Mikko Koivu	7	2		9	9-0-0
Ryan Suter	6	1		7	5-0-2
Justin Fontaine	5	1		6	5-1-0
Charlie Coyle	6			6	5-0-1
Nino Niederreiter	4	1		5	4-1-0
Kyle Brodziak	5			5	5-0-0
Jason Zucker	3	1		4	3-0-1
Jonas Brodin	3			3	1-2-0
Erik Haula	3			3	3-0-0
Marco Scandella	3			3	2-0-1
Jared Spurgeon	3			3	3-0-0
Matt Dumba	2			2	1-1-0
Chris Stewart	2			2	2-0-0
Ryan Carter	1			1	1-0-0
Matt Cooke	1			1	0-1-0
Christian Folin	1			1	1-0-0
Jordan Schroeder	1			1	0-1-0
Brett Sutter	1			1	1-0-0



2014-15 FINAL STATS

2014-15 HOME/ROAD SPLITS



#	POS	PLAYER	GP	TOI/G	G	A	PTS	+/-	PIM	PP	SH	GW	SOG	SH%
11	LW	Zach Parise	74	19:11	33	29	62	21	41	11	0	3	259	12.74
29	RW	Jason Pominville	82	18:17	18	36	54	9	8	3	0	4	252	7.14
26	LW	Thomas Vanek	80	16:13	21	31	52	-6	37	5	0	2	171	12.28
9	C	Mikko Koivu	80	19:16	14	34	48	2	38	4	0	4	179	7.82
64	C	Mikael Granlund	68	17:54	8	31	39	17	20	0	0	2	99	8.08
20	D	Ryan Suter	77	29:04	2	36	38	7	48	1	0	1	150	1.33
22	RW	Nino Niederreiter	80	14:33	24	13	37	2	28	6	1	5	149	16.11
3	C	Charlie Coyle	82	14:33	11	24	35	13	39	1	0	4	120	9.17
14	RW	Justin Fontaine	71	11:57	9	22	31	13	12	0	0	2	104	8.65
16	LW	Jason Zucker	51	15:04	21	5	26	-9	18	1	1	3	124	16.94
46	D	Jared Spurgeon	66	22:37	9	16	25	3	6	3	0	2	128	7.03
6	D	Marco Scandella	64	21:43	11	12	23	8	56	1	0	4	112	9.82
21	C	Kyle Brodziak	73	13:03	9	11	20	-6	47	0	1	0	86	10.47
25	D	Jonas Brodin	71	24:10	3	14	17	21	8	0	0	1	95	3.16
*55	D	Matt Dumba	58	15:01	8	8	16	13	23	2	0	2	86	9.3
56	C	Erik Haula	72	12:09	7	7	14	-7	32	1	0	1	92	7.61
18	C	Ryan Carter	53	10:05	3	10	13	3	55	0	1	0	47	6.38
44	RW	Chris Stewart	20	15:31	3	8	11	4	25	0	0	0	39	7.69
24	LW	Matt Cooke	29	12:36	4	6	10	0	13	0	0	0	24	16.67
*5	D	Christian Folin	40	15:12	2	8	10	3	13	0	0	0	39	5.13
10	C	Jordan Schroeder	25	10:51	3	5	8	9	2	0	0	0	48	6.25
39	D	Nate Prosser	63	12:48	2	5	7	-1	32	0	0	1	38	5.26
27	LW	Brett Sutter	6	9:19	0	3	3	1	4	0	0	0	6	0
19	LW	Stephane Veilleux	12	7:42	1	1	2	0	10	0	0	1	9	11.11
2	D	Keith Ballard	14	12:03	0	1	1	-3	26	0	0	0	5	0
23	LW	Sean Bergenheim	17	10:45	1	0	1	-4	6	0	0	0	24	4.17
4	D	Stu Bickel	9	5:26	0	1	1	1	46	0	0	0	3	0
7	D	Jonathon Blum	4	9:52	0	1	1	-3	2	0	0	0	3	0
33	D	Jordan Leopold	18	13:19	0	1	1	1	8	0	0	0	17	0
44	D	Justin Falk	13	9:08	0	0	0	-6	7	0	0	0	10	0
*53	C	Tyler Graovac	3	9:13	0	0	0	0	0	0	0	0	4	0

#	GOALTENDER	GP	W	L	OT	SA	GA	GAA	SV	SV%	SO	PIM	MIN
40	Devan Dubnyk	39	27	9	2	1064	68	1.78	996	.936	5	2	2293
35	Darcy Kuemper	31	14	12	2	718	68	2.60	650	.905	3	0	1569
32	Niklas Backstrom	19	5	7	3	452	51	3.04	401	.887	0	2	1005
33	John Curry	2	0	0	1	25	5	4.17	20	.800	0	0	72

*Rookie

#	PLAYER	HOME						ROAD					
		GP	G	A	PTS	+/-	PIM	GP	G	A	PTS	+/-	PIM
3	Charlie Coyle	41	5	17	22	5	12	41	6	7	13	8	27
22	Nino Niederreiter	41	11	8	19	-4	20	39	13	5	18	6	8
29	Jason Pominville	41	11	22	33	9	2	41	7	14	21	0	6
26	Thomas Vanek	41	13	15	28	-4	23	39	8	16	24	-2	14
9	Mikko Koivu	40	12	20	32	5	20	40	2	14	16	-3	18
56	Erik Haula	38	3	2	5	-12	16	34	4	5	9	5	16
11	Zach Parise	38	19	16	35	16	18	36	14	13	27	5	23
20	Ryan Suter	38	2	21	23	9	30	39	0	15	15	-2	18
25	Jonas Brodin	37	2	8	10	12	4	34	1	6	7	9	4
21	Kyle Brodziak	37	6	5	11	-2	25	36	3	6	9	-4	22
46	Jared Spurgeon	36	7	12	19	11	4	30	2	4	6	-8	2
14	Justin Fontaine	35	2	13	15	3	8	36	7	9	16	10	4
64	Mikael Granlund	34	4	20	24	14	8	34	4	11	15	3	12
6	Marco Scandella	33	4	9	13	7	23	31	7	3	10	1	33
39	Nate Prosser	30	1	3	4	-5	15	33	1	2	3	4	17
*55	Matt Dumba	29	5	5	10	-2	6	29	3	3	6	15	17
18	Ryan Carter	28	1	3	4	-3	33	25	2	7	9	6	22
16	Jason Zucker	24	9	4	13	4	10	27	12	1	13	-13	8
*5	Christian Folin	18	1	5	6	1	2	22	1	3	4	2	11
10	Jordan Schroeder	14	2	1	3	5	2	11	1	4	5	4	0
24	Matt Cooke	12	0	1	1	-3	9	17	4	5	9	3	4
44	Chris Stewart	11	3	5	8	4	23	9	0	3	3	0	2
44	Justin Falk	10	0	0	0	-7	14	8	1	1	2	-2	0
33	Jordan Leopold	9	0	0	0	0	2	9	0	1	1	1	6
2	Keith Ballard	7	0	0	0	-3	14	7	0	1	1	0	12
23	Sean Bergenheim	7	1	0	1	-2	2	10	0	0	0	-2	4
27	Brett Sutter	6	0	3	3	1	4	4	0	2	2	2	2
19	Stephane Veilleux	6	1	1	2	1	4	6	0	0	0	-1	6
*53	Tyler Graovac	3	0	0	0	0	0	2	0	0	0	0	0
4	Stu Bickel	2	0	1	1	0	5	7	0	0	0	1	41
7	Jonathon Blum	1	0	0	0	-1	0	1	0	0	0	-1	0

#	GOALTENDER	HOME					ROAD				
		GP	W-L-OT	GAA	SV%	SO	GP	W-L-OT	GAA	SV%	SO
40	Devan Dubnyk	20	12-7-1	2.01	.922	2	19	15-2-1	1.53	.949	3
35	Darcy Kuemper	15	8-4-1	2.79	.885	2	16	6-8-1	2.44	.919	1
32	Niklas Backstrom	10	2-2-3	2.63	.895	0	9	8-3-5	3.45	.881	0
33	John Curry	1	0-0-1	3.81	.826	0	1	0-0-0	6.67	.500	0

*Rookie



2014-15 SEASON HIGHS & LOWS

2014-15 INJURY REPORT



TEAM	
Consecutive Games Won	6 – 1/27-2/9
Consecutive Games Earning a Point	10 – 1/20-2/14 (8-0-2)
Consecutive Games Lost, Regulation	4 – (2x) 11/4-11/11; 1/8-1/13
Consecutive Games Lost, Regulation and OT/SO	6 – 1/3-1/13 (0-5-1)
Most Goals For, Period	6 – 2/22 vs. DAL (3rd)
Most Goals Against, Period	5 – (2x), last, 1/3 at DAL (2nd)
Most Goals For, Game	7 – (2x) 10/25 vs. TB; 1/15 at BUF
Most Goals Against, Game	7 – (2x) 1/3 at DAL; 1/13 at PIT
Most Power-Play Goals For, Period	2 – (7x) 12/5 vs. ANA (2nd)
Most Power-Play Goals For, Game	2 – (8x), last, 2/9 vs. VAN
Most Power-Play Goals Against, Period	1 – (30x), last, 4/11 at STL (3rd)
Most Power-Play Goals Against, Game	2 – (2x) 12/29 at WPG; 3/21 vs. STL
Most Power-Play Attempts For, Game	6 – (3x) 10/11 at COL; 1/15 at BUF; 4/4 vs. DET
Most Power-Play Attempts Against, Game	8 – 11/16 vs. WPG
Most Shots For, Period	24 – 2/3 vs CHI (2nd)
Most Shots For, Game	48 – 10/9 vs. COL
Most Shots Against, Period	21 – (2x) 12/16 at CHI (2nd); 3/14 at STL (2nd)
Most Shots Against, Game	45 – 11/29 at DAL
Fewest Shots For, Period	3 – (2x), 12/9 vs. NYI (1st) and 3/17 at NSH (2nd)
Fewest Shots For, Game	19 – (3x) last, 3/14 at STL
Fewest Shots Against, Period	1 – (2x), last, 4/11 at STL (1st)
Fewest Shots Against, Game	16 – (2x) 10/9 vs. COL, 10/19 at LA
Most Penalty Minutes Both Teams, Game	92 – 1/3 at DAL
Most Penalty Minutes Wild, Game	57 – 1/3 at DAL
Fewest Penalty Minutes Both Teams, Game	2 – 2/20 at EDM
Fewest Penalty Minutes Wild, Game	0 – 3/10 vs. NJ

INDIVIDUAL	
Most Goals, Game	3 – Niederreiter, 11/13 vs. BUF
Most Assists, Game	3 – (5x) last, Koivu, 2/9 vs. VAN
Most Points, Game	3 – (14x) last, Koivu, 3/28 vs. LA (2-1=3)
Most Goals, Period	2 – (8x) last, Pominville 3/5 at WSH (3rd)
Most Assists, Period	2 – (26x) last, Stewart, 3/28 vs. LA (1st)
Most Points, Period	3 – (2x) Parise, 10/9 vs. COL (2nd, 1-2=3); Granlund, 2/22 vs. DAL (3rd, 1-2=3)
Most Shots, Game	10 – Parise, 10/11 at COL
Most Penalty Minutes, Game	39 – Bickel, 1/3 at DAL
Most Hits, Game	6 – (4x) last, Niederreiter, 4/6 vs. WPG
Most Blocked Shots, Game	9 – Spurgeon, 10/11 at COL
Most PPG, Game	1 – (34x) last, Parise, 4/11 at STL
Most Shorthanded Goals, Season	1 – (4x) last, Brodziak, 1/15 at BUF
Most GWG, Season	5 – Niederreiter, 11/13 vs. BUF, 11/24 at FLA, 12/9 vs. NYI, 2/26 at NSH, 3/14 at STL
Most Overtime Goals	2 – Scandella, 11/16 vs. WPG and 11/29 at DAL
Consecutive Games With a Goal	4 – Parise, 1/15-1/19
Consecutive Games with an Assist	4 – (2x) Pominville, 12/20-12/29; Brodin, 2/16-2/22
Consecutive Games with a Point	8 – Vanek (6-4=10), (3/8-3/23)
Most Saves, Game	41 – (2x) Kuemper, 11/28 at DAL; Dubnyk, 3/14 at STL

PLAYER	INJURY	DATE OF INJURY	GAMES OUT	RETURN
Mikko Koivu	Eye	4/4	1	4/6
Kyle Brodziak	Upper Body	3/24	3	4/2
Nate Prosser	Lower Body	3/16	8	4/4
Thomas Vanek	Illness	3/6	1	3/8
Nino Niederreiter	Lower Body	3/5	1	3/6
Marco Scandella	Upper Body	2/28	9	3/21
Jared Spurgeon	Upper Body	2/18	8	3/8
Ryan Carter	Upper Body	2/9	22	3/27
Jason Zucker	Broken Clavicle	2/9	27	4/7
Matt Cooke	Lower Body	2/3	31	4/9
Justin Fontaine	Lower Body	1/29	3	2/9
Darcy Kuemper	Lower Body	1/8	6	1/19
Nate Prosser	Illness	1/6	2	1/10
Brett Sutter	Illness	1/2	2	1/6
Jonas Brodin	Upper Body	12/28	2	1/2
Mikael Granlund	Wrist Fracture	12/28	13	1/27
Jason Zucker	Illness	12/27	4	1/3
Niklas Backstrom	Illness	12/21	3	12/31
Mikael Granlund	Illness	12/20	1	12/23
Darcy Kuemper	Illness	12/16	1	12/20
Ryan Carter	Upper Body	12/13	3	12/20
Jared Spurgeon	Illness	12/13	2	12/17
Keith Ballard	Upper Body	12/9	56	
Ryan Suter	Illness	12/2	2	12/9
Keith Ballard	Back	11/28	1	11/29
Jonas Brodin	Illness	11/12	7	11/28
Marco Scandella	Illness	11/12	2	11/16
Zach Parise	Concussion	11/4	5	11/16
Jared Spurgeon	Upper Body	10/30	5	11/13
Ryan Carter	Upper Body	10/30	1	11/4
Matt Cooke	Lower Body	10/28	22	12/20
Jonas Brodin	Upper Body	10/27	2	11/1
Erik Haula	Upper Body	10/27	2	11/1
Keith Ballard	Illness	10/21	8	11/8
Christian Folin	Illness	10/21	5	11/1
Justin Fontaine	Lower Body	9/27	2	10/17

TOTAL MAN GAMES LOST

282



2014-15 TRANSACTIONS

THE LAST TIME...



AUGUST

8/16/15	Re-signed F Brett Bulmer to a one-year, two-way contract.
8/2/15	Agreed to terms with C Erik Haula on a two-year contract

JULY

7/13/15	Signed F Joel Eriksson Ek to a three-year, entry-level contract
7/11/15	Re-signed D Christian Folin to a two-year contract
7/4/15	Re-signed G Devan Dubnyk to a six-year contract
7/2/15	Agreed to terms with D Tyson Strachan on a one-year, two-way contract and signed F Jared Knight to a one-year, two-way contract
7/1/15	Signed G Stephen Michalek to a two-year, entry-level contract
7/1/15	Signed F Zac Dalpe and F Ruslan Fedotenko to one-year, two-way contracts and F Marc Hagel to a two-year, two-way contract
7/1/15	Re-signed F Ryan Carter to a one-year contract
7/1/15	Re-signed D Nate Prosser to a two-year contract
7/1/15	Re-signed C Mikael Granlund to a two-year contract
7/1/15	Signed D Mike Reilly to a two-year, entry-level contract

JUNE

6/27/15	Selected F Jordan Greenway , G Ales Stezka , F Kirill Kaprizov , D Nicholas Boka , D Gustav Bouraman and D Jack Sadek in the second-seventh rounds of the 2015 NHL Entry Draft
6/27/15	Acquired the 135th overall selection in the 2015 NHL Entry Draft (F Kirill Kaprizov) from Boston in exchange for Minnesota's fifth-round pick in the 2016 NHL Entry Draft
6/26/15	Selected F Joel Eriksson Ek in the first round of the 2015 NHL Entry Draft

MAY

5/28/15	Agreed to terms with F Michael Keranen on a two-way contract for the 2015-16 season.
5/4/15	Agreed to terms with C Pavel Jenys on a three-year, entry-level contract beginning in 2015-16.

APRIL

4/26/15	Signed C Christoph Bertschy to a three-year, entry-level contract beginning in 2015-16.
4/21/15	Recalled D Stu Bickel , D Jonathon Blum , G John Curry , F Kurtis Gabriel , D Guillaume Gelinas , F Tyler Graovac , F Michael Keranen , F Zack Mitchell , D Gustav Olofsson , F Brett Sutter and F Stephane Veilleux from Iowa (AHL)
4/9/15	Agreed to terms with D Dylan Labbe on a three-year, entry-level contract beginning in 2015-16

MARCH

3/30/15	Recalled D Christian Folin from Iowa (AHL)
3/30/15	Agreed to terms with G Brody Hoffman and D Zach Palmquist on entry-level contracts beginning in 2015-16
3/28/15	Reassigned D Christian Folin to Iowa (AHL)
3/24/15	Signed F Grayson Downing to a two-year, entry-level contract beginning in 2015-16
3/2/15	Acquired D Jordan Leopold from Columbus in exchange for D Justin Falk and a fifth-round selection in the 2015 NHL Entry Draft; Acquired F Chris Stewart from Buffalo in exchange for a second-round selection in the 2017 NHL Entry Draft; Acquired F Jared Knight from Boston in exchange for F Zack Phillips
3/2/15	Reassigned F Stephane Veilleux to Iowa (AHL)

FEBRUARY

2/25/15	Reassigned F Michael Keranen to Iowa (AHL)
2/24/15	Acquired F Sean Bergenheim and a seventh-round selection in the 2016 NHL Entry Draft in exchange for a third-round selection in the 2016 NHL Entry Draft.
2/20/15	Recalled D Christian Folin from and reassigned D Stu Bickel to Iowa (AHL)
2/18/15	Recalled F Michael Keranen from Iowa (AHL)
2/12/15	Reassigned D Christian Folin to Iowa (AHL)
2/11/15	Recalled F Stephane Veilleux from and reassigned F Brett Sutter to Iowa (AHL)
2/10/15	Recalled D Stu Bickel and F Brett Sutter from Iowa (AHL)
2/8/15	Recalled G Darcy Kuemper from Iowa (AHL)
2/3/15	Recalled F Jordan Schroeder from Iowa (AHL)

JANUARY

1/29/15	Recalled D Matt Dumba from and reassigned D Stu Bickel to Iowa (AHL)
1/26/15	Reassigned G Darcy Kuemper to Iowa (AHL)
1/26/15	Recalled D Stu Bickel from Iowa (AHL)
1/22/15	Reassigned D Justin Falk to Iowa (AHL)
1/20/15	Reassigned D Matt Dumba to Iowa (AHL)
1/18/15	Reassigned D Jonathon Blum and F Jordan Schroeder to Iowa (AHL)
1/15/15	Reassigned G John Curry to Iowa (AHL)
1/14/15	Recalled D Matt Dumba from Iowa (AHL)
1/14/15	Acquired G Devan Dubnyk from Arizona in exchange for a third-round selection in the 2015 NHL Entry Draft
1/9/15	Reassigned D Stu Bickel to Iowa (AHL)
1/8/15	Recalled D Jonathon Blum , G John Curry and F Jordan Schroeder from Iowa (AHL)
1/7/15	Reassigned F Brett Sutter to Iowa (AHL)
1/6/15	Recalled D Justin Falk from Iowa (AHL)
1/5/15	Reassigned F Tyler Graovac to Iowa (AHL)
1/2/15	Recalled F Tyler Graovac from Iowa (AHL)
1/1/15	Reassigned F Tyler Graovac to Iowa (AHL)

DECEMBER

12/31/14	Reassigned G John Curry to Iowa (AHL)
12/28/14	Recalled F Tyler Graovac and F Brett Sutter from and reassigned D Justin Falk to Iowa (AHL)
12/27/14	Recalled G John Curry from Iowa (AHL)
12/23/14	Reassigned G John Curry to Iowa (AHL)
12/23/14	Recalled G John Curry from Iowa (AHL)
12/18/14	Reassigned D Colton Jobke to Augsburg (DEL – Germany)
12/18/14	Reassigned G John Curry and F Brett Sutter to Iowa (AHL)
12/17/14	Recalled G John Curry from Iowa (AHL)
12/15/14	Recalled F Brett Sutter from Iowa (AHL)
12/10/14	Recalled D Justin Falk from Iowa (AHL)
12/3/14	Reassigned D Justin Falk to Iowa (AHL)
12/2/14	Recalled D Christian Folin from Iowa (AHL)
12/2/14	Reassigned F Cody Almond to Geneve-Servette (Swiss)

NOVEMBER

11/29/14	Signed D Marco Scandella to five-year contract extension
11/29/14	Recalled D Justin Falk from and reassigned D Matt Dumba to Iowa (AHL)
11/18/14	Assigned G Josh Harding to Iowa (AHL)
11/16/14	Reassigned D Justin Falk and F Jordan Schroeder to Iowa (AHL)
11/14/14	Recalled D Justin Falk from and reassigned D Christian Folin to Iowa (AHL)
11/12/14	Recalled D Stu Bickel and F Jordan Schroeder from Iowa (AHL)
11/12/14	Reassigned D Jonathon Blum and F Stephane Veilleux to Iowa (AHL)
11/1/14	Recalled D Jonathon Blum from Iowa

OCTOBER

10/31/14	Reassigned D Justin Falk to Iowa (AHL)
10/30/14	Recalled F Stephane Veilleux from and reassigned F/D Stu Bickel to Iowa (AHL)
10/28/14	Recalled F/D Stu Bickel and D Justin Falk from Iowa
10/22/14	Signed F Charlie Coyle to a five-year contract extension
10/14/14	Reassigned F/D Stu Bickel to Iowa (AHL)
10/12/14	Signed D Jonas Brodin to a six-year contract extension
10/6/14	Signed forward Ryan Carter to a one-year contract
10/6/14	Placed F Justin Fontaine (lower body) on injured reserve, retroactive to Sept. 27. Placed F Cody Almond and F Stephane Veilleux on waivers. Reassigned F Kurtis Gabriel and F Joel Rechlicz to Iowa (AHL). Released G Ilya Bryzgalov from his PTO.
10/4/14	Recalled forwards Kurtis Gabriel and Joel Rechlicz from Iowa (AHL)
10/3/14	Assigned D Jonathon Blum , D Justin Falk , F Tyler Graovac , F Michael Keranen , F Zack Phillips , D Gustav Olofsson and F Joel Rechlicz to Iowa (AHL). Placed F Curt Gogol and F Brett Sutter on waivers
10/2/14	Claimed D Nate Prosser off waivers from St. Louis
10/1/14	Recalled D Jonathon Blum , D Justin Falk , F Tyler Graovac , F Zack Phillips and F Joel Rechlicz from Iowa (AHL)

THE LAST TIME:	HOME	ROAD
Recorded a shutout	2/7/15, 1-0 vs. COL (Dubnyk, 18 saves)	2/20/15, 4-0 at EDM (Dubnyk, 15 saves)
Were shut out	4/6/15, 2-0, vs. WPG (Pavelec, 32 saves)	11/6/14, 3-0 at OTT (Anderson, 35 saves)
Won a 1-0 game	2/7/15, 1-0 vs. COL (Dubnyk, 18 saves)	1/29/15, 1-0 at CGY (Dubnyk, 30 saves)
Lost a 1-0 game	4/9/13, 1-0 vs. CHI (Emery, 20 saves)	2/5/11, 1-0 at PHX (Bryzgalov, 25 saves)
Won by 5 or more goals	3/21/15, 6-3 vs. STL	1/15/15, 7-0, at BUF
Lost by 5 or more goals	12/23/14, 5-2 vs. PHI	1/20/15, 5-4 SO, at DET
Overcame 2-goal deficit to win	10/30/14 vs. SJ (down 3-1 in 3rd, 4-3 SO win)	4/9/15 at NSH (down 2-0 in 2nd, 4-2 win)
Overcame 3-goal deficit to win	12/9/14 vs. NYI (down 4-1 in third, 5-4 win)	3/5/09 at SJ (down 3-0 in 2nd, 4-3 OT win)
Overcame 4-goal deficit to win	1/9/10 vs. CHI (down 5-1 in third, 6-5 SO win)	Never
Surrendered 2-goal lead in loss	1/6/15 vs. SJ (ahead 2-0 in 1st, 4-3 OT loss)	1/25/14 at SJ (ahead 2-0 in 2nd, 3-2 OT loss)
Surrendered 3-goal lead in loss	3/11/14 vs. EDM (ahead 3-0 in 1st, 4-3 SO loss)	10/27/14 at NYR (ahead 3-0 in 3rd, 5-4 loss)
Had a penalty shot	1/19/15, Parise vs. Bobrovsky (unsuccessful)	1/11/15, Zucker vs. Crawford (unsuccessful)
Scored on a penalty shot	3/22/14, Coyle vs. Howard	12/16/14, Niederreiter vs. Raanta
Allowed a penalty shot goal	3/9/08, Plihal vs. Backstrom	1/21/14, Jordie Benn vs. Kuemper
Had a hat trick	11/13/14, Niederreiter vs. BUF (6-3 win)	1/9/14, Fontaine at PHX (4-1 win)
Allowed a hat trick	3/20/11 Subban vs. MTL (8-1 loss)	3/27/14, Oshie at STL (5-1 loss)
Scored a shorthanded goal	11/4/14, Niederreiter vs. PIT (4-1 loss)	1/15/15, Brodziak at BUF (7-0 win)
Allowed a shorthanded goal	12/27/14, Wheeler vs. WPG (4-3 OT loss)	1/3/15, Cole at DAL (7-1 loss)
Scored an empty net goal	3/28/15, Parise vs. LA (4-1 win)	4/9/15, Zucker at NSH (4-2 win)
Allowed an empty net goal	1/8/15, Bickell vs. CHI (4-2 loss)	12/31/14, Johansen at CBJ (3-1 loss)
Did not record penalty	3/10/15 vs. NJ (6-2 win)	3/17/14 at BOS (4-1 loss)
Opponent did not record penalty	3/6/07 vs. SJ (3-0 loss)	3/17/15 at NSH (3-2 OT win)
Played in a penalty free game	Never	11/30/13 at COL (3-2 SO loss)
Won an overtime game	11/16/14 vs. WPG (Scandella)	3/17/15 at NSH (Dumba)
Lost an overtime game	1/6/15 vs. SJ (Vlasic)	2/10/15 at WPG (Byfuglien)
Won a shootout	3/3/15 vs. OTT (Coyle)	3/24/15 at NYI (Parise)
Lost a shootout	4/4/15 vs. DET (Helm)	1/20/15 at DET (Datsyuk)
Recorded 20+ shots in a period	2/3/15 vs. CHI (24 in 2nd, 3-0 win)	2/12/08 at EDM (21 in 2nd, 4-2 loss)
Allowed 20+ shots in a period	12/18/13 vs. SJ (21 in 2nd, 3-1 win)	3/14/15 at STL (21 in 2nd, 3-1 win)
Recorded 0 shots in a period	Never	11/08/01 at BOS (0 in 3rd, 5-3 win)
Allowed 0 shots in a period	3/3/13 vs. EDM (0 in 2nd, 4-2 win)	Never
Recorded 50 or more shots	Record is 48 vs. COL 10/9/14	Record is 47 at COL 12/21/02
Surrendered 50 or more shots	12/22/07 vs. DET (51 in 4-1 loss) - Team Record	3/17/11 at SJ (50 in 3-2 loss) Record is 56 at BOS 11/8/01 in 5-3 win



2013-14 MINNESOTA WILD



#	POS	PLAYER	GP	TOI/G	G	A	PTS	+/-	PIM	PP	SH	GW	SOG	SH%
29	RW	JASON POMINVILLE	82	18:35	30	30	60	3	16	7	0	5	226	13.27
11	LW	ZACH PARISE	67	20:26	29	27	56	10	30	14	1	5	245	11.84
9	C	MIKKO KOIVU	65	20:56	11	43	54	0	24	2	0	4	147	7.48
20	D	RYAN SUTER	82	29:25	8	35	43	15	34	3	0	0	150	5.33
64	C	MIKAEL GRANLUND	63	17:19	8	33	41	-3	22	2	0	2	104	7.69
22	RW	NINO NIEDERREITER	81	14:06	14	22	36	12	44	2	0	1	143	9.79
3	C	CHARLIE COYLE	70	17:05	12	18	30	-7	33	2	0	2	135	8.89
24	LW	MATT COOKE	82	15:24	10	18	28	8	54	0	1	3	104	9.62
15	RW	DANY HEATLEY	76	14:49	12	16	28	-18	18	4	0	2	110	10.91
46	D	JARED SPURGEON	67	22:38	5	21	26	15	16	2	0	1	91	5.49
21	C	KYLE BRODZIAK	81	16:13	8	16	24	0	61	0	1	1	115	6.96
14	RW	JUSTIN FONTAINE*	66	12:15	13	8	21	6	26	1	0	1	79	16.46
25	D	JONAS BRODIN	79	23:54	8	11	19	0	22	3	0	0	74	10.81
6	D	MARCO SCANDELLA	76	18:49	3	14	17	10	20	0	0	1	80	3.75
56	LW	ERIK HAULA*	46	10:09	6	9	15	14	29	0	1	1	56	10.71
26	LW	MATT MOULSON	20	17:58	6	7	13	7	8	1	0	3	43	13.95
2	D	KEITH BALLARD	45	13:37	2	7	9	-7	37	0	0	0	29	6.9
17	RW	TORREY MITCHELL	58	10:08	1	8	9	-3	21	0	0	0	47	2.13
39	D	NATE PROSSER	53	14:32	2	6	8	2	58	0	0	2	30	6.67
4	D	CLAYTON STONER	63	13:20	1	4	5	-6	84	0	0	0	48	2.08
16	LW	JASON ZUCKER	21	12:59	4	1	5	2	2	1	0	1	40	10
19	LW	STEPHANE VEILLEUX	34	8:26	3	0	3	-2	21	0	0	0	26	11.54
55	D	MATT DUMBA*	13	12:27	1	1	2	-5	2	1	0	0	12	8.33
28	C	ZENON KONOPKA	36	7:17	1	1	2	-5	55	0	0	0	15	6.67
8	C	CODY MCCORMICK	14	9:47	1	1	2	2	7	0	0	0	6	16.67
7	D	JONATHAN BLUM	15	11:40	0	1	1	-1	0	0	0	0	11	0
5	D	CHRISTIAN FOLIN*	1	19:26	0	1	1	3	0	0	0	0	0	-
27	C	MIKE RUPP	13	6:13	0	1	1	1	23	0	0	0	6	0
54	RW	BRETT BULMER*	5	10:41	0	0	0	-2	2	0	0	0	7	0
18	C	JAKE DOWELL	1	7:09	0	0	0	-1	0	0	0	0	1	0
45	C	CARSON MCMILLAN*	1	8:06	0	0	0	0	0	0	0	0	0	-

#	GOALTENDER	GP	W	L	OT	SA	GA	GAA	SV	SV%	SO	A	PIM	MIN
37	JOSH HARDING	29	18	7	3	690	46	1.65	644	0.933	3	0	0	1,668
30	ILYA BRYZGALOV	12	7	1	3	269	24	2.12	245	0.911	3	0	0	679
35	DARCY KUEMPER*	26	12	8	4	702	60	2.43	642	0.915	2	0	0	1,480
33	JOHN CURRY	2	1	0	0	57	4	3.00	53	0.930	0	0	0	80
32	NIKLAS BACKSTROM	21	5	11	2	546	55	3.02	491	0.899	0	0	0	1,094

* Rookie



2013-14 MINNESOTA WILD

GAME	DATE	OPPONENT	RESULT	W	L	OT	RECORD	PTS	DIVISION/ CONF. RANK	WILD GOALS (BY #)	WILD GOALTENDERS	ATT.
1	10/3	LA	2-3	L	SO		00-00-01	1	T5th/18th	24,25p	Backstrom	18,511*
2	10/5	ANA	3-4	L	OT		00-00-02	2	T5th/17th	11p,29p,11	Backstrom	18,213*
3	10/8	@ NSH	2-3	L			00-01-02	2	T5th/19th	11p,46p	Backstrom/HARDING	17,196*
4	10/10	WPG	2-1	W			01-01-02	4	T3rd/17th	25,24	Harding	17,366
5	10/12	DAL	5-1	W			02-01-02	6	4th/16th	14,24,55p,22,11p	Harding	18,278*
6	10/14	@ BUF	2-1	W			03-01-02	8	T2nd/13rd	21,29p	Harding	18,111
7	10/15	@ TOR	1-4	L			03-02-02	8	T3rd/15th	29p	KUEMPER/Harding	19,283*
8	10/17	@ TB	1-3	L			03-03-02	8	4th/19th	9	Harding	16,454
9	10/19	@ FLA	1-2	L	SO		03-03-03	9	T4th/19th	25p	Harding	13,081
10	10/22	NSH	2-0	W			04-03-03	11	T3rd/18th	14,29	Harding	17,651
11	10/24	CAR	3-1	W			05-03-03	13	T3rd/18th	22p,11,15p	HARDING/Backstrom	17,668
12	10/26	@ CHI	5-3	W			06-03-03	15	T2nd/16th	11p,21,29,29,14	Backstrom	21,521*
13	10/28	CHI	1-5	L			06-04-03	15	3rd/8th	29	Backstrom	18,685*
14	11/1	MTL	4-3	W			07-04-03	17	4th/9th	14,29,22,29	Harding	18,207*
15	11/3	NJ	4-0	W			08-04-03	19	3rd/7th	64,17,15p,29	Harding	17,571
16	11/5	CGY	5-1	W			09-04-03	21	3rd/7th	9,11p,14,28,11	Harding	17,708
17	11/7	@ WSH	2-3	L	SO		09-04-04	22	T3rd/17th	3p,64	Harding	18,506*
18	11/9	@ CAR	3-2	W	SO		10-04-04	24	T3rd/15th	29,14	Harding	14,704
19	11/13	TOR	2-1	W	SO		11-04-04	26	3rd/6th	11	Backstrom/HARDING	17,897
20	11/15	FLA	3-2	W			12-04-04	28	T2nd/15th	11p,29,3	Harding	18,102*
21	11/17	WPG	2-1	W			13-04-04	30	2nd/5th	9,9	Harding	18,283*
22	11/19	@ MTL	2-6	L			13-05-04	30	T3rd/17th	22,15p	HARDING/Kuemper	21,273*
23	11/20	@ OTT	4-3	W			14-05-04	32	T1st/T2nd	29p,25,15,9	Harding	16,642
24	11/23	@ WPG	3-2	W	SO		15-05-04	34	T3rd/15th	22,11s	Backstrom	15,004*
25	11/25	@ STL	0-3	L			15-06-04	34	T3rd/16th		Backstrom	15,832
26	11/27	ARI	1-3	L			15-07-04	34	T3rd/16th	15	Backstrom	18,265*
27	11/29	COL	1-3	L			15-08-04	34	4th/17th	15	Harding	19,081*
28	11/30	@ COL	2-3	L	SO		15-08-05	35	4th/7th	24,9	Harding	17,857
29	12/2	PHI	2-0	W			16-08-05	37	4th/7th	29,3	Harding	17,676
30	12/5	CHI	4-3	W			17-08-05	39	3rd/6th	24,11p,25p,6	Harding	18,852*
31	12/6	@ CBJ	0-4	L			17-09-05	39	4th/7th		Backstrom	11,319
32	12/8	SJ	3-1	W			18-09-05	41	T2nd/15th	11,9,11	Harding	18,411*
33	12/11	@ ANA	1-2	L			18-10-05	41	3rd/16th	29p	Harding	15,252
34	12/12	@ SJ	1-3	L			18-11-05	41	4th/7th	25	Backstrom	17,562*
35	12/14	@ COL	2-1	W	SO		19-11-05	43	T3rd/17th	22	Harding	16,188
36	12/17	VAN	3-2	W	SO		20-11-05	45	T3rd/17th	11p,3	Harding	18,531*
37	12/19	@ PIT	2-5	L			20-12-05	45	4th/8th	29,15	Backstrom	18,623*
38	12/22	@ NYR	1-4	L			20-13-05	45	4th/8th	29	Backstrom	18,006*
39	12/23	@ PHI	1-4	L			20-14-05	45	4th/18th	64p	Backstrom	19,872*
40	12/27	@ WPG	4-6	L			20-15-05	45	4th/9th	15,14,19,9p	Backstrom	15,004*
41	12/29	NYI	4-5	L			20-16-05	45	T4th/19th	20,25,22,14	Harding	18,851*
42	12/31	STL	1-2	L			20-17-05	45	5th/10th	20	Harding	18,919*
43	1/2	BUF	4-1	W			21-17-05	47	T4th/19th	6,29,16,21	Backstrom	18,229*
44	1/4	WSH	5-3	W			22-17-05	49	4th/18th	22,20p,20p,16p,20	Backstrom	19,022*
45	1/7	@ LA	2-1	W	SO		23-17-05	51	4th/18th	22	Kuemper	18,118*
46	1/9	@ ARI	4-1	W			24-17-05	53	4th/8th	14,21,14p,14	Backstrom	10,075
47	1/11	COL	2-4	L			24-18-05	53	4th/8th	3,3	Backstrom	19,117*
48	1/12	@ NSH	4-0	W			25-18-05	55	4th/8th	15,16,24,6	Kuemper	16,221
49	1/14	OTT	0-3	L			25-19-05	55	4th/8th		Kuemper	18,117*
50	1/16	EDM	4-1	W			26-19-05	57	4th/17th	29,39,14,16	Kuemper	18,037*
51	1/18	DAL	3-2	W	OT		27-19-05	59	4th/17th	56,20,39	Kuemper	19,192*
52	1/21	@ DAL	0-4	L			27-20-05	59	4th/8th		Kuemper	11,191
53	1/23	CHI	2-1	W			28-20-05	61	4th/17th	29,24	Kuemper	19,226*
54	1/25	@ SJ	2-3	L	OT		28-20-06	62	4th/7th	24,2	Kuemper	17,562*
55	1/28	@ ANA	4-2	W			29-20-06	64	4th/7th	29,64p,11,56	Kuemper	15,020
56	1/30	@ COL	4-5	L			29-21-06	64	4th/7th	11p,11,64,29	Kuemper/BACKSTROM	14,697
57	2/1	@ CGY	3-4	L	OT		29-21-07	65	4th/7th	24s,15p,2	Kuemper	19,289*
58	2/4	TB	2-1	W			30-21-07	67	4th/6th	22p,15	Kuemper	18,454*
59	2/6	NSH	3-2	W	OT		31-21-07	69	4th/6th	25,11p,22	Kuemper	18,766*
60	2/27	@ EDM	3-0	W			32-21-07	71	4th/7th	64,19,15	Kuemper	16,839*
61	2/28	@ VAN	2-1	W	SO		33-21-07	73	4th/6th	11p	Kuemper	18,910*
62	3/3	CGY	3-2	W			34-21-07	75	4th/7th	21,46p,11	Kuemper	18,543*
63	3/8	@ DAL	3-4	L			34-22-07	75	4th/7th	56s,3p,21	Kuemper	19,109*
64	3/9	STL	2-3	L	SO		34-22-08	76	4th/7th	29,26	Bryzgalov	18,909*
65	3/11	EDM	3-4	L	SO		34-22-09	77	4th/7th	11p,46,29	Kuemper	18,650*
66	3/13	NYR	2-1	W			35-22-09	79	4th/7th	22,11	Kuemper	18,885*
67	3/15	CBJ	1-2	L	SO		35-22-10	80	4th/7th	29	Kuemper	19,042*
68	3/17	@ BOS	1-4	L			35-23-10	80	4th/7th	29	Kuemper	17,565*
69	3/18	@ NYI	6-0	W			36-23-10	82	4th/16th	26,46,64,4,14,26p	Bryzgalov	14,888
70	3/20	@ NJ	3-4	L	OT		36-23-11	83	4th/7th	20p,64,24	Bryzgalov	14,772
71	3/22	DET	2-3	L			36-24-11	83	4th/7th	9p,3	Kuemper	19,176*
72	3/23	@ DET	4-3	W	OT		37-24-11	85	4th/7th	29p,3,11,26	Bryzgalov	20,066*
73	3/26	VAN	2-5	L			37-25-11	85	4th/7th	3,22	Kuemper	19,014*
74	3/27	@ STL	1-5	L			37-26-11	85	4th/7th	11	Kuemper	19,646*
75	3/29	@ ARI	3-1	W			38-26-11	87	4th/7th	11,46,11	Bryzgalov	16,691
76	3/31	@ LA	3-2	W			39-26-11	89	4th/7th	11p,26,9	Bryzgalov	18,118*
77	4/3	@ CHI	2-3	L	SO		39-26-12	90	4th/7th	3,56	Bryzgalov	21,791*
78	4/5	PIT	4-0	W			40-26-12	92	4th/7th	56,9,19,8	Bryzgalov	19,409*
79	4/7	@ WPG	1-0	W			41-26-12	94	4th/7th	3	Bryzgalov	15,004*
80	4/8	BOS	4-3	W	SO		42-26-12	96	4th/16th	29p,29,20	Bryzgalov	18,893*
81	4/10	STL	4-2	W			43-26-12	98	4th/7th	22,21s,26,21	Curry	18,664*
82	4/13	NSH	3-7	L			43-27-12	98	4th/7th	56,29,11p	BRYZGALOV/Curry	18,658



2012-13 MINNESOTA WILD



#	POS	PLAYER	GP	TOI/G	G	A	PTS	+/-	PIM	PP	SH	GW	SOG	SH%
11	L	ZACH PARISE	48	20:40	18	20	38	2	16	7	4	3	182	9.9
9	C	MIKKO KOIVU	48	21:05	11	26	37	2	26	0	3	3	127	8.7
20	D	RYAN SUTER	48	27:16	4	28	32	2	24	3	1	0	91	4.4
7	C	MATT CULLEN	42	15:53	7	20	27	9	10	0	0	3	79	8.9
10	R	DEVIN SETOGUCHI	48	14:26	13	14	27	5	20	5	3	0	97	13.4
15	R	DANY HEATLEY	36	18:32	11	10	21	-12	8	3	1	0	83	13.3
96	L	PIERRE-MARC BOUCHARD	43	13:56	8	12	20	3	8	0	2	0	71	11.3
46	D	JARED SPURGEON	39	21:32	5	10	15	1	4	4	2	0	67	7.5
63	R	CHARLIE COYLE*	37	15:03	8	6	14	3	28	1	2	0	50	16
77	D	TOM GILBERT	43	19:19	3	10	13	-11	18	1	0	0	36	8.3
21	C	KYLE BRODZIAK	48	17:21	8	4	12	-18	20	1	1	0	88	9.1
25	D	JONAS BRODIN*	45	23:12	2	9	11	3	10	1	0	0	51	3.9
22	R	CAL CLUTTERBUCK	42	13:44	4	6	10	-5	27	0	1	0	87	4.6
4	D	CLAYTON STONER	48	18:12	0	10	10	0	42	0	0	0	40	0
29	R	JASON POMINVILLE	10	20:10	4	5	9	0	0	1	1	0	24	16.7
64	C	MIKAEL GRANLUND*	27	13:10	2	6	8	-4	6	0	0	0	36	5.6
17	L	TORREY MITCHELL	45	10:26	4	4	8	-8	21	0	1	0	39	10.3
16	L	JASON ZUCKER*	20	11:15	4	1	5	4	8	0	0	0	34	11.8
27	L	MIKE RUPP	32	8:21	1	3	4	1	67	0	0	0	27	3.7
44	D	JUSTIN FALK	36	13:12	0	3	3	-9	40	0	0	0	27	0
5	D	BRETT CLARK	8	14:04	0	1	1	-9	0	0	0	0	6	0
6	D	MARCO SCANDELLA	6	14:25	1	0	1	-1	4	0	0	0	7	14.3
18	C	JAKE DOWELL	2	8:32	0	0	0	0	0	0	0	0	3	0
28	C	ZENON KONOPKA	37	8:26	0	0	0	-4	117	0	0	0	18	0
47	L	JOHAN LARSSON*	1	14:02	0	0	0	0	0	0	0	0	2	0
14	C	DARROLL POWE	8		0	0	0	1	9	0	0	0	5	0
39	D	NATE PROSSER	17	11:15	0	0	0	4	4	0	0	0	5	0

#	GOALTENDER	GP	W	L	OT	SA	GA	GAA	SV	SV%	SO	A	PIM	MIN
32	NIKLAS BACKSTROM	42	24	15	3	1072	98	2.48	974	0.909	2	2	2	2,368
35	DARCY KUEMPER*	6	1	2	0	119	10	2.08	109	0.916	0	0	0	288
37	JOSH HARDING	5	1	1	0	73	10	3.24	63	0.863	1	0	0	185
31	MATT HACKETT*	1	0	1	0	33	5	5.08	28	0.848	0	0	0	59

* Rookie

2012-13 MINNESOTA WILD



GAME	DATE	OPPONENT	RESULT	W	L	OT	RECORD	PTS	DIVISION/ CONF. RANK	WILD GOALS (BY #)	WILD GOALTENDERS	ATT.
1	1/19	COL	4-2	W			01-00-00	2	1st/T1st	15p,64,15p,96	Backstrom	19,298+
2	1/20	DAL	1-0	W			02-00-00	4	1st/T1st	11	Harding	18,296+
3	1/22	NSH	1-3	L			02-01-00	4	1st/T2nd	15	Backstrom	17,540
4	1/25	@ DET	3-5	L			02-02-00	4	T3rd/T6th	11p,77,11	Harding	20,066+
5	1/27	@ STL	4-5	L	OT		02-02-01	5	T1st/T3rd	11p,11p,9,15	Backstrom	18,265
6	1/29	CBJ	3-2	W			03-02-01	7	1st/3rd	9,77,96	Backstrom	17,584
7	1/30	CHI	3-2	W		SO	04-02-01	9	1st/3rd	7,22	Harding/BACKSTROM	18,550+
8	2/1	@ ANA	1-3	L			04-03-01	9	T2nd/T5th	6	Backstrom	13,007
9	2/4	@ ARI	1-2	L			04-04-01	9	T3rd/T8th	11	Backstrom	9,508
10	2/7	VAN	1-4	L			04-05-01	9	3rd/11th	77p	BACKSTROM/Harding	18,352+
11	2/9	NSH	2-1	W		OT	05-05-01	11	T2nd/T10th	22,10p	Backstrom	18,806+
12	2/11	@ CGY	2-1	W		SO	06-05-01	13	T2nd/T8th	21	Backstrom	19,289+
13	2/12	@ VAN	1-2	L			06-06-01	13	T2nd/T9th	10p	Kuemper	18,910+
14	2/14	COL	3-4	L		SO	06-06-02	14	2nd/T9th	11,27,9	Backstrom	18,822+
15	2/17	DET	3-2	W			07-06-02	16	2nd/8th	15,16,17	Kuemper	19,117+
16	2/21	@ EDM	3-1	W			08-06-02	18	2nd/T7th	7,10,7	Backstrom	16,839+
17	2/23	@ CGY	1-3	L			08-07-02	18	2nd/T10th	63	Backstrom	19,289+
18	2/26	CGY	2-1	W		OT	09-07-02	20	2nd/T10th	16,11p	Backstrom	18,703+
19	2/28	@ ARI	4-3	W			10-07-02	22	2nd/T6th	16,15,15,46p	Backstrom	11,547
20	3/1	@ ANA	2-3	L			10-08-02	22	2nd/T7th	21,10	Kuemper	15,264
21	3/3	EDM	4-2	W			11-08-02	24	2nd/T4th	46,9,63,15p	Backstrom	18,675+
22	3/5	@ CHI	3-5	L			11-09-02	24	2nd/T8th	10,20p,21	BACKSTROM/Kuemper	21,836+
23	3/9	@ NSH	2-1	W		SO	12-09-02	26	2nd/T9th	11p	Backstrom	17,113+
24	3/10	VAN	4-2	W			13-09-02	28	T1st/T3rd	11,16,46p,11	Backstrom	18,846+
25	3/12	ANA	1-2	L			13-10-02	28	3rd/T8th	10p	Backstrom	18,808+
26	3/14	COL	5-3	W			14-10-02	30	2nd/5th	17,10,25,9,9	Backstrom	18,989+
27	3/16	@ COL	6-4	W			15-10-02	32	T1st/T3rd	20p,10,22,21,96,10	Backstrom	17,708
28	3/18	@ VAN	3-1	W			16-10-02	34	1st/3rd	25p,63,7	Backstrom	18,910+
29	3/20	@ DET	4-2	W			17-10-02	36	1st/3rd	10,21p,9,10p	Backstrom	20,066+
30	3/23	SJS	2-0	W			18-10-02	38	T1st/T3rd	11,46p	Backstrom	19,358+
31	3/25	@ DAL	7-4	W			19-10-02	40	T1st/T3rd	11,9,11,7,21s,15,96	Backstrom	16,167
32	3/27	ARI	4-3	W		OT	20-10-02	42	T1st/T3rd	17,7,20,9	Backstrom	19,076+
33	3/29	@ DAL	3-5	L			20-11-02	42	2nd/4th	10,46p,17	Hackett	17,376
34	3/30	LA	4-3	W		SO	21-11-02	44	T1st/T3rd	7,63,11p	Backstrom	19,223+
35	4/1	STL	1-4	L			21-12-02	44	T1st/T3rd	15	Backstrom	18,786+
36	4/3	@ SJS	2-4	L			21-13-02	44	T1st/T3rd	63,15	Backstrom	17,562+
37	4/4	@ LA	0-3	L			21-14-02	44	2nd/T5th		BACKSTROM/Kuemper	18,118+
38	4/7	@ CBJ	3-0	W			22-14-02	46	2nd/6th	20p,63p,29	Backstrom	15,909
39	4/9	CHI	0-1	L			22-15-02	46	2nd/T6th		Backstrom	19,158+
40	4/11	STL	0-2	L			22-16-02	46	2nd/7th		Backstrom	18,947+
41	4/13	CBJ	2-3			SO	22-16-03	47	2nd/7th	96,29p	Backstrom	19,187+
42	4/15	@ CGY	4-3	W			23-16-03	49	2nd/6th	9,29,96,29	Backstrom	19,289+
43	4/16	@ EDM	5-3	W			24-16-03	51	2nd/6th	21,63,64,11p,21	Backstrom	16,839+
44	4/18	@ SJS	1-6	L			24-17-03	51	2nd/7th	96	BACKSTROM/Kuemper	17,562+
45	4/21	CGY	1-4	L			24-18-03	51	2nd/T7th	11	Backstrom	19,039+
46	4/23	LA	2-1	W			25-18-03	53	2nd/7th	63, 22	Backstrom	18,825+
47	4/26	EDM	1-6	L			25-19-03	53	2nd/T8th	9	BACKSTROM/Harding	18,575+
48	4/27	@ COL	3-1	W			26-19-03	55	2nd/8th	11, 10p, 96	Backstrom	17,731+

ALL CAPS indicates decision, + indicates sell out, p-power-play goal, s-short-handed goal, ps-penalty shot



2011-12 MINNESOTA WILD



#	POS	PLAYER	GP	TOI/G	G	A	PTS	+/	PIM	PP	SH	GW	SOG	SH%
15	L	DANY HEATLEY	82	20:56	24	29	53	2	28	8	0	3	238	10.1
9	C	MIKKO KOIVU	55	21:21	12	32	44	10	28	2	1	2	129	9.3
21	C	KYLE BRODZIAK	82	19:03	22	22	44	-15	66	5	0	0	160	13.8
10	R	DEVIN SETOGUCHI	69	17:35	19	17	36	-17	28	7	0	2	174	10.9
7	C	MATT CULLEN	73	18:56	14	21	35	-10	24	4	0	0	164	8.5
22	R	CAL CLUTTERBUCK	74	16:21	15	12	27	-4	103	3	4	2	161	9.3
25	R	NICK JOHNSON*	77	14:26	8	18	26	-6	45	0	0	1	146	5.5
46	D	JARED SPURGEON	70	21:35	3	20	23	-4	6	2	0	1	92	3.3
96	C	PIERRE-MARC BOUCHARD	37	16:19	9	13	22	-1	18	2	0	3	84	10.7
14	C	DARROLL POWE	82	13:59	6	7	13	-20	57	0	0	1	109	5.5
6	D	MARCO SCANDELLA*	63	21:46	3	9	12	-22	19	1	0	1	77	3.9
39	D	NATE PROSSER	51	19:14	1	11	12	-17	57	0	0	0	32	3.1
48	L	GUILLAUME LATENDRESSE	16	15:11	5	4	9	6	20	1	0	1	36	13.9
44	D	JUSTIN FALK	47	19:26	1	8	9	-13	54	1	0	0	46	2.2
26	C	ERIK CHRISTENSEN	29	10:24	6	1	7	-13	6	2	0	1	34	17.6
43	C	WARREN PETERS	58	10:35	1	4	5	-15	54	0	0	0	54	1.9
77	D	TOM GILBERT	20	24:03	0	5	5	-5	8	0	0	0	22	0.0
4	D	CLAYTON STONER	51	17:35	1	4	5	3	62	0	0	0	47	2.1
38	D	STEVEN KAMPPER	13	14:56	2	1	3	-7	2	0	0	0	12	16.7
45	R	CARSON MCMILLAN*	11	11:03	1	2	3	1	11	0	0	1	8	12.5
19	R	BRETT BULMER*	9	11:01	0	3	3	1	6	0	0	0	7	0.0
2	D	MIKE LUNDIN	17	20:12	0	2	2	-1	4	0	0	0	9	0.0
23	L	JEFF TAFFE	5	12:54	0	2	2	2	0	0	0	0	7	0.0
36	C	CHAD RAU*	9	10:53	2	0	2	-1	0	0	0	2	7	28.6
34	C	DAVID MCINTYRE*	7	10:54	1	1	2	-1	2	0	0	0	6	16.7
19	L	STEPHANE VEILLEUX	21	9:48	0	2	2	-2	15	0	0	0	16	0.0
41	R	JED ORTMAYER	35	9:43	1	1	2	-8	14	0	0	1	41	2.4
28	L	MATT KASSIAN*	24	5:32	2	0	2	-2	55	0	0	0	13	15.4
16	L	JASON ZUCKER*	6	11:01	0	2	2	-2	2	0	0	0	10	0.0
27	C	CODY ALMOND	10	10:12	1	0	1	-5	15	0	0	0	7	14.3
79	C	JAROD PALMER*	6	13:20	1	0	1	-2	4	0	0	0	14	7.1
47	D	CHAY GENOWAY*	1	18:16	0	1	1	0	0	0	0	0	1	0.0
29	R	JON DISALVATORE	1	14:27	0	0	0	0	2	0	0	0	2	0.0
59	D	KRIS FREDHEIM*	3	11:58	0	0	0	-2	2	0	0	0	0	0.0
17	R	NICK PALMIERI	9	10:35	0	0	0	-3	2	0	0	0	13	0.0
65	D	TYLER CUMA*	1	11:09	0	0	0	0	2	0	0	0	0	0.0
72	L	KRISTOPHER FOUCAULT*	1	8:50	0	0	0	0	0	0	0	0	0	0.0
20	D	KURTIS FOSTER	14	15:53	0	0	0	1	4	0	0	0	15	0.0
16	RW	BRAD STAUBITZ	43	6:30	0	0	0	-7	73	0	0	0	17	0.0
#	GOALTENDER	GP	W	L	OT	SA	GA	GAA	SV	SV%	SO	A	PIM	MIN
32	NIKLAS BACKSTROM	46	19	18	7	1299	105	2.43	1194	.919	4	2	2	2,589
37	JOSH HARDING	34	13	12	4	981	81	2.62	900	.917	2	0	0	1,854
31	MATT HACKETT*	12	3	6	0	282	22	2.37	260	.922	0	0	0	555

* Rookie

2011-12 MINNESOTA WILD



GAME	DATE	OPPONENT	RESULT	W	L	OT	RECORD	PTS	DIVISION/ CONF. RANK	WILD GOALS (# BY)	WILD GOALTENDERS	ATT.
1	10/08	CBJ	4-2	W			01-00-00	2	3rd/12th	7,6p,15p,10	Backstrom	*19,040
2	10/10	@ NYI	1-2		L		01-01-00	2	T2nd/T5th	7	Backstrom	11,278
3	10/11	@ OTT	3-4		L	SO	01-01-01	3	T1st/5th	21,10p,25	Backstrom	*19,455
4	10/13	EDM	2-1	W	SO		02-01-01	5	2nd/4th	7	Backstrom	15,878
5	10/15	DET	2-3		L	OT	02-01-02	6	2nd/4th	5,22	Harding	17,104
6	10/18	PIT	2-4		L		02-02-02	6	2nd/7th	22s,48	Backstrom	17,297
7	10/20	@ EDM	2-1	W		SO	03-02-02	8	2nd/T5th	15	Backstrom	*16,839
8	10/22	@ VAN	2-3		L	OT	03-02-03	9	T2nd/T6th	10,21	Backstrom	*18,860
9	10/27	ANA	2-3		L		03-03-03	9	T3rd/T10th	46p,7p	Backstrom	15,723
10	10/29	DET	1-0	W			04-03-03	11	T3rd/T8th	15	Harding	17,233
11	11/01	@ DET	2-1	W		OT	05-03-03	13	T3rd/6th	9,10p	Harding	*20,066
12	11/03	VAN	5-1	W			06-03-03	15	2nd/4th	48,96,6,7,7	Harding	16,533
13	11/05	STL	2-1	W			07-03-03	17	2nd/4th	15,48	Harding	16,919
14	11/08	@ CGY	3-0	W			08-03-03	19	2nd/T3rd	14,15p,48	Backstrom	*19,289
15	11/10	@ SIS	1-3		L		08-04-03	19	2nd/T4th	21	Backstrom	*17,562
16	11/12	@ LAK	2-5		L		08-05-03	19	2nd/T4th	22p,14	HARDING/Backstrom	*18,118
17	11/13	@ ANA	3-2	W			09-05-03	21	1st/3rd	21,7,46	Backstrom	13,803
18	11/15	@ CBJ	4-2	W			10-05-03	23	1st/2nd	7p,25,22,10	Backstrom	10,833
19	11/17	COL	1-0	W			11-05-03	25	1st/2nd	10	Backstrom	16,779
20	11/19	STL	3-2	W		SO	12-05-03	27	1st/T1st	9s,9p	Harding	17,259
21	11/23	NSH	3-2	W			13-05-03	29	1st/1st	15,21p,22s	Harding	16,981
22	11/25	EDM	2-5		L		13-06-03	29	1st/T1st	10p,96	Harding	*18,092
23	11/27	CGY	2-5		L		13-07-03	29	1st/2nd	22p,25	BACKSTROM/Harding	16,864
24	11/28	TBL	3-1	W			14-07-03	31	1st/T1st	22s,96,9	Backstrom	16,628
25	11/30	@ EDM	3-2	W		SO	15-07-03	33	1st/1st	10,21p	Backstrom	*16,839
26	12/02	NJD	4-2	W			16-07-03	35	1st/1st	15,21,17,21	BACKSTROM/Harding	17,310
27	12/04	@ ANA	5-3	W			17-07-03	37	1st/1st	15p,17,96,25,22s	Harding	14,002
28	12/06	@ SIS	2-1	W			18-07-03	39	1st/1st	9,96p	HARDING/Hackett	*17,562
29	12/08	@ LAK	4-2	W			19-07-03	41	1st/1st	9,14,6,27	Hackett	*18,118
30	12/10	@ ARI	4-1	W			20-07-03	43	1st/1st	21p,9,21p,15p	Backstrom	10,976
31	12/13	@ WPG	1-2		L		20-08-03	43	1st/1st	48p	Backstrom	*15,004
32	12/14	CHI	3-4		L	SO	20-08-04	44	1st/1st	21,7,9	Backstrom	*19,254
33	12/17	NYI	1-2		L	SO	20-08-05	45	1st/1st	22	Backstrom	*18,209
34	12/19	@ VAN	0-4		L		20-09-05	45	1st/2nd		Backstrom	*18,890
35	12/20	@ CGY	1-2		L		20-10-05	45	1st/2nd	96	Harding	*19,289
36	12/22	@ EDM	1-4		L		20-11-05	45	1st/2nd	15	Backstrom	*16,839
37	12/26	COL	2-4		L		20-12-05	45	2nd/T5th	96p,22	Backstrom	*19,290
38	12/28	@ NSH	1-2		L	SO	20-12-06	46	2nd/T5th	15	Harding	*17,113
39	12/29	EDM	4-3	W			21-12-06	48	2nd/4th	9,79,96,15	Backstrom	*19,194
40	12/31	ARI	2-4		L		21-13-06	48	2nd/5th	96,7	Backstrom	*19,297
41	01/04	@ VAN	0-3		L		21-14-06	48	2nd/6th		Harding	*18,890
42	01/07	@ CGY	1-3		L		21-15-06	48	2nd/T6th	15	Backstrom	*19,289
43	01/10	SIS	5-4	W		SO	22-15-06	50	2nd/T6th	22,43,25,7	Harding	*18,986
44	01/12	@ CHI	2-5		L		22-16-06	50	2nd/T7th	10,21	HARDING/Hackett	*21,490
45	01/14	@ STL	2-3		L	SO	22-16-07	51	2nd/8th	34,46p	Harding	*19,150
46	01/17	@ PHI	1-5		L		22-17-07	51	2nd/8th	14	Harding	*19,787
47	01/19	@ TOR	1-4		L		22-18-07	51	3rd/9th	25	Backstrom	*19,421
48	01/21	DAL	5-2	W			23-18-07	53	3rd/9th	10p,22,36,21,15	Harding	*19,213
49	01/24	@ COL	3-2	W			24-18-07	55	2nd/8th	44p,15,45	Backstrom	16,291
50	01/31	NSH	4-5		L		24-19-07	55	2nd/8th	15,15p,22,21	Harding	17,325
51	02/02	@ COL	1-0	W			25-19-07	57	2nd/8th	5	Backstrom	14,186
52	02/04	@ DAL	1-2		L	SO	25-19-08	58	2nd/8th	21	Backstrom	*18,532
53	02/07	@ CBJ	1-3		L		25-20-08	58	2nd/T8th	39	Backstrom	11,237
54	02/09	VAN	2-5		L		25-21-08	58	T2nd/T9th	15,10p	Backstrom	17,859
55	02/11	CBJ	1-3		L		25-22-08	58	4th/12th	10	Backstrom	*18,958
56	02/14	ANA	1-2		L		25-23-08	58	4th/12th	15p	Harding	17,552
57	02/16	WPG	3-4		L	SO	25-23-09	59	4th/12th	10,10p,9	Backstrom	*19,060
58	02/18	@ STL	0-4		L		25-24-09	59	4th/12th		Harding	*19,150
59	02/19	BOS	2-0	W			26-24-09	61	4th/12th	36,7p	Backstrom	*19,198
60	02/23	@ FLA	3-2	W		SO	27-24-09	63	4th/12th	21,7p	Backstrom	13,892
61	02/24	@ DAL	1-4		L		27-25-09	63	4th/12th	10p	BACKSTROM/Hackett	13,144
62	02/26	SJS	4-3	W			28-25-09	65	4th/12th	22,55p,7,41	Backstrom	17,401
63	02/28	LAK	0-4		L		28-26-09	65	4th/12th		Backstrom	17,317
64	03/01	@ MTL	4-5		L	SO	28-26-10	66	4th/12th	28,28,15,10	BACKSTROM/Harding	*21,273
65	03/02	@ DET	0-6		L		28-27-10	66	4th/T12th		HARDING/Hackett	*20,066
66	03/04	COL	0-2		L		28-28-10	66	4th/T12th		Hackett	17,354
67	03/06	@ COL	1-7		L		28-29-10	66	4th/13th	10	HACKETT/Harding	13,385
68	03/08	@ ARI	3-2	W		SO	29-29-10	68	4th/13th	21,38	HARDING/Hackett	11,716
69	03/11	CGY	3-4		L		29-30-10	68	4th/T12th	26,26,10	Hackett	17,119
70	03/13	DAL	0-1		L		29-31-10	68	4th/13th		Hackett	17,326
71	03/17	CAR	3-5		L		29-32-10	68	4th/13th	21,25,26p	Hackett	*18,394
72	03/19	VAN	2-0	W			30-32-10	70	4th/13th	26p,21	Harding	17,188
73	03/22	CGY	3-2	W		SO	31-32-10	72	4th/13th	15p,14	Harding	17,002
74	03/24	@ BUF	1-3		L		31-33-10	72	4th/13th	38	Harding	*18,690
75	03/25	@ WSH	0-3		L		31-34-10	72	4th/13th		Hackett	*18,506
76	03/27	NYR	2-3		L		31-35-10	72	4th/13th	21p,9p	Harding	17,880
77	03/29	FLA	3-2	W		OT	32-35-10	74	4th/13th	21,26,9	Backstrom	16,952
78	03/31	LAK	4-3	W			33-35-10	76	4th/13th	14,25,26	Backstrom	*18,209
79	04/01	@ CHI	5-4	W	SO		34-35-10	78	4th/12th	10,15p,4,21	Harding	*21,576
80	04/03	@ NSH	1-2		L	SO	34-35-11	79	4th/12th	15	Backstrom	*17,113
81	04/05	CHI	2-1	W		SO	35-35-11	81	4th/12th	22p	Harding	*18,643
82	04/07	ARI	1-4		L		35-36-11	81	4th/12th	15	Backstrom	*18,864



2010-11 MINNESOTA WILD



#	POS	PLAYER	GP	TOI/G	G	A	PTS	+/-	PIM	PP	SH	GW	SOG	SH%
24	RW	MARTIN HAVLAT	78	18:21	22	40	62	-10	52	3	0	4	229	9.6
9	C	MIKKO KOIVU	71	19:29	17	45	62	4	50	7	1	3	191	8.9
15	LW	ANDREW BRUNETTE	82	16:47	18	28	46	-7	16	8	0	3	117	15.4
8	D	BRENT BURNS	80	25:02	17	29	46	-10	98	8	0	3	170	10.0
7	C	MATT CULLEN	78	18:01	12	27	39	-14	34	5	4	2	150	8.0
96	C	PIERRE-MARC BOUCHARD	59	15:42	12	26	38	-3	14	0	0	2	98	12.2
21	C	KYLE BRODZIAK	80	15:46	16	21	37	-4	56	2	1	1	126	12.7
20	RW	ANTTI MIETTINEN	73	17:01	16	19	35	-3	38	8	0	4	168	9.5
22	RW	CAL CLUTTERBUCK	76	15:50	19	15	34	-5	79	4	0	3	191	9.9
11	C	JOHN MADDEN	76	15:20	12	13	25	-9	10	1	1	4	107	11.2
3	D	MAREK ZIDLICKY	46	21:46	7	17	24	-6	30	3	0	0	53	13.2
55	D	NICK SCHULTZ	74	20:13	3	14	17	-4	38	0	0	0	46	6.5
12	RW	CHUCK KOBASEW	63	11:50	9	7	16	-6	19	0	0	1	74	12.2
23	LW	ERIC NYSTROM	82	13:18	4	8	12	-16	30	1	0	0	83	4.8
46	D	JARED SPURGEON*	53	15:04	4	8	12	-1	2	2	0	1	38	10.5
16	RW	BRAD STAUBITZ	71	6:30	4	5	9	-5	173	0	0	1	29	13.8
4	D	CLAYTON STONER*	57	16:51	2	7	9	5	96	0	0	0	40	5.0
19	C	PATRICK O'SULLIVAN	21	13:46	1	6	7	-1	2	0	0	0	37	2.7
5	D	GREG ZANON	82	21:32	0	7	7	-5	48	0	0	0	55	0
48	LW	GUILLAUME LATENDRESSE	11	12:42	3	3	6	2	8	1	0	1	18	16.7
25	D	CAM BARKER	52	16:24	1	4	5	-10	34	0	0	1	44	2.3
41	D	JUSTIN FALK*	22	14:09	0	3	3	-4	6	0	0	0	7	0
45	RW	CARSON MCMILLAN*	4	9:20	1	1	2	1	0	0	0	0	5	20.0
17	C	CASEY WELLMAN*	15	10:38	1	1	2	-1	4	0	0	1	20	5.0
6	D	MARCO SCANDELLA*	20	14:58	0	2	2	-9	2	0	0	0	13	0
18	LW	COLTON GILLIES	7	10:22	1	0	1	-2	2	0	0	0	3	33.3
43	C	WARREN PETERS	11	8:42	1	0	1	-2	4	0	0	0	11	9.1
34	D	MAXIM NOREAU*	5	14:17	0	0	0	-1	0	0	0	0	8	0
27	C	CODY ALMOND*	8	7:01	0	0	0	0	0	2	0	0	3	0
28	LW	MATT KASSIAN*	4	5:29	0	0	0	-1	12	0	0	0	1	0
38	LW	ROBBIE EARL	6	8:45	0	0	0	-3	0	0	0	0	6	0
42	D	DREW BAGNALL	2	13:00	0	0	0	-2	4	0	0	0	1	0
29	RW	JED ORTMEYER	4	9:23	0	0	0	-1	2	0	0	0	5	0
39	D	NATE PROSSER*	2	14:48	0	0	0	0	0	0	0	0	1	0
#	GOALTENDER	GP	W	L	OT	SA	GA	GAA	SV	SV%	SO	A	PIM	MIN
32	NIKLAS BACKSTROM	51	22	23	5	1566	132	2.66	1434	0.916	3	1	2	2,977
60	JOSE THEODORE	32	15	11	3	963	81	2.71	882	0.916	1	0	2	1,792
35	ANTON KHUDBIN*	4	2	1	0	86	5	1.59	81	0.942	1	0	0	188

* Rookie

2010-11 MINNESOTA WILD



GAME	DATE	OPPONENT	RESULT	W	L	OT	RECORD	PTS	DIVISION/ CONF. RANK	WILD GOALS (BY #)	WILD GOALTENDERS	ATT.
1	10/7	CAROLINA+	3-4	L			0-1-0	0	T3rd/T4th	47,7p,8p	Backstrom	12,355
2	10/8	at Carolina+	1-2		L	OT	0-1-1	1	3rd/T6th	15p	Backstrom	*13,465
3	10/14	EDMONTON	4-2	W			1-1-1	3	T1st/T8th	20p,9p,9p,7p	Backstrom	*18,449
4	10/16	COLUMBUS	2-3	L			1-2-1	3	T2nd/T11th	8p,22	Backstrom	17,336
5	10/19	VANCOUVER	6-2	W			2-2-1	5	T3rd/T9th	3p,48,22p,11,15,7p	Backstrom	16,806
6	10/21	at Edmonton	4-2	W			3-2-1	7	2nd/T7th	21,21,48p,8	Backstrom	*16,839
7	10/22	at Vancouver	1-5	L			3-3-1	7	4th/T10th	20	Theodore	*18,860
8	10/25	LOS ANGELES	2-3	L		SO	3-3-2	8	T2nd/T9th	11,55	Backstrom	17,094
9	10/28	WASHINGTON	2-1	W			4-3-2	10	T3rd/T9th	12,9p	Backstrom	17,352
10	10/30	CHICAGO	1-3	L			4-4-2	10	T3rd/T11th	3	Backstrom	*18,376
11	11/2	SAN JOSE	1-0	W			5-4-2	12	T3rd/T9th	15p	Backstrom	16,502
12	11/5	CALGARY	2-1	W			6-4-2	14	2nd/8th	22,24	Backstrom	17,124
13	11/6	at Columbus	3-2	W			7-4-2	16	2nd/T6th	8p,8p,22	Theodore	13,457
14	11/11	at Atlanta	1-5		L		7-5-2	16	2nd/T8th	20p	Backstrom	10,055
15	11/12	at Florida	1-2	L			7-6-2	16	3rd/T10th	22p	Theodore	15,043
16	11/14	at Tampa Bay	4-1	W			8-6-2	18	2nd/T8th	22p,11,20p,23	Backstrom	14,868
17	11/17	ANAHEIM	2-1	W		OT	9-6-2	20	3rd/T10th	24,20	Backstrom	16,890
18	11/19	at Detroit	4-3	W		OT	10-6-2	22	3rd/T8th	8,22,9,11	Theodore	*20,066
19	11/20	NY RANGERS	2-5	L			10-7-2	22	3rd/T10th	75,24	Backstrom	*18,695
20	11/24	PHILADELPHIA	1-6	L			10-8-2	22	3rd/T12th	19	Theodore	16,516
21	11/26	NASHVILLE	5-2	W			11-8-2	24	3rd/T10th	3,15,24,55,24	Theodore	17,814
22	11/27	at Colorado	4-7		L		11-9-2	24	3rd/T12th	20,7p,21,21	Backstrom	*18,007
23	11/29	at Calgary	0-3	L			11-10-2	24	3rd/T12th	None	Theodore	*19,289
24	12/1	ARIZONA	2-4	L			11-11-2	24	3rd/T13th	7,9	Theodore	17,101
25	12/3	CALGARY	2-3	L		SO	11-11-3	25	3rd/T13th	96,24	Backstrom	17,130
26	12/4	at Dallas	3-4	L		OT	11-11-4	26	3rd/T13th	20,12,24	Theodore	14,344
27	12/9	at Arizona	3-2	W			12-11-4	28	3rd/T13th	15,8,15p	Backstrom	7,749
28	12/11	at Los Angeles	3-2	W		OT	13-11-4	30	3rd/T13th	9s,22,8p	Theodore	*18,118
29	12/12	at Anaheim	2-6	L			13-12-4	30	3rd/T13th	8,3p	Backstrom	14,338
30	12/16	OTTAWA	1-3	L			13-13-4	30	4th/14th	21	Theodore	17,366
31	12/18	at Calgary	3-1	W			14-13-4	32	3rd/T13th	20p,9,12	Backstrom	*19,289
32	12/20	CALGARY	4-1	W			15-13-4	34	3rd/T13th	21,24p,11p,22	Backstrom	*18,315
33	12/23	at Colorado	3-1	W			16-13-4	36	3rd/T13th	7s,7,15p	Theodore	16,323
34	12/26	DETROIT	1-4		L		16-14-4	36	3rd/T13th	8p	Backstrom	*19,227
35	12/27	at Columbus	3-4	L		SO	16-14-5	37	3rd/T13th	12,9,22	Theodore	14,454
36	12/29	SAN JOSE	5-3	W			17-14-5	39	3rd/T12th	21p,9,12,8,21	Backstrom	*19,131
37	12/31	NASHVILLE	1-4		L		17-15-5	39	3rd/T13th	12	Backstrom	*18,285
38	1/2	ARIZONA	6-5	W		OT	18-15-5	41	3rd/T13th	15,15p,55,8,96,25	Theodore	17,240
39	1/4	at New Jersey	2-1	W			19-15-5	43	3rd/T12th	22,4	Theodore	13,257
40	1/6	at Boston	3-1	W			20-15-5	45	3rd/T10th	24p,22,9	Theodore	*17,565
41	1/8	at Pittsburgh	4-0	W			21-15-5	47	3rd/T7th	12,24,22,21	Theodore	*18,263
42	1/9	DALLAS	0-4		L		21-16-5	47	3rd/T8th	None	Theodore	*18,082
43	1/11	at Nashville	1-5	L			21-17-5	47	3rd/T9th	9	THEODORE/Khudobin	15,311
44	1/14	COLORADO	1-4	L			21-18-5	47	3rd/T10th	15	Khudobin	*18,218
45	1/16	VANCOUVER	4-0	W			22-18-5	49	3rd/T9th	15p,24,7s,11	Khudobin	*18,458
46	1/18	at Edmonton	4-1	W			23-18-5	51	3rd/T9th	7,8,96,15p	Khudobin	*16,839
47	1/19	at Calgary	6-0	W			24-18-5	53	3rd/T9th	24,9p,11,22,12,24	Backstrom	*19,289
48	1/22	at San Jose	3-4		L		24-19-5	53	3rd/T10th	9p,9p,8	Backstrom	*17,562
49	1/25	at Chicago	4-2	W			25-19-5	55	3rd/T9th	24,12,20,96	Backstrom	*21,247
50	2/1	LOS ANGELES	1-0	W		SO	26-19-5	57	2nd/9th	None	Backstrom	17,504
51	2/3	at Colorado	4-3	W			27-19-5	59	2nd/T7th	21,15,15,96	Theodore	13,818
52	2/5	at Arizona	0-1		L		27-20-5	59	T2nd/T9th	None	Backstrom	14,587
53	2/9	COLORADO	3-2	W			28-20-5	61	3rd/9th	20p,24,11	Backstrom	*18,194
54	2/11	at St. Louis	5-4	W		SO	29-20-5	63	3rd/9th	15,22,22,24	Theodore	*19,150
55	2/12	ST. LOUIS	3-1	W			30-20-5	65	2nd/8th	22,20p,21	Backstrom	*19,322
56	2/15	VANCOUVER	1-4	L			30-21-5	65	3rd/T9th	22p	Backstrom	*18,106
57	2/16	at Chicago	1-3	L			30-22-5	65	3rd/T10th	7p	Theodore	*21,535
58	2/18	ANAHEIM	5-1	W			31-22-5	67	3rd/T10th	9,7s,23p,21,24p	Backstrom	*18,967
59	2/20	DETROIT	1-2		L	SO	31-22-6	68	3rd/T7th	24	Backstrom	*18,912
60	2/22	EDMONTON	4-1	W			32-22-6	70	T2nd/T5th	24,21,46p,96	Backstrom	17,321
61	2/24	at Los Angeles	2-4	L			32-23-6	70	T2nd/T6th	23,8p	Backstrom	*18,118
62	2/25	at Anaheim	3-2	W		OT	33-23-6	72	2nd/T5th	11,4,96	Theodore	13,617
63	2/28	CHICAGO	2-4	L			33-24-6	72	3rd/T8th	24,8	Backstrom	*19,155
64	3/2	at NY Islanders	1-4	L			33-25-6	72	3rd/T11th	11	Backstrom	7,098
65	3/3	at NY Rangers	3-1	W			34-25-6	74	3rd/T9th	21p,17,96	Theodore	*18,200
66	3/6	BUFFALO	2-3	L		OT	34-25-7	75	3rd/T9th	43,3p	Theodore	*18,091
67	3/8	COLORADO	5-2	W			35-25-7	77	3rd/T8th	24,15p,11,46,21s	Backstrom	*18,441
68	3/10	at Nashville	0-4	L			35-26-7	77	3rd/T10th	None	Backstrom	15,343
69	3/11	at Dallas	0-4	L			35-27-7	77	3rd/T11th	None	Theodore	14,545
70	3/14	at Vancouver	2-4	L			35-28-7	77	3rd/T11th	15,9	Backstrom	*18,860
71	3/17	at San Jose	2-3	L			35-29-7	77	3rd/T11th	11s,21	Backstrom	*17,562
72	3/19	COLUMBUS	4-5	L		OT	35-29-8	78	3rd/T11th	16,22,20,96	Backstrom	*18,305
73	3/20	MONTREAL	1-8	L			35-30-8	78	3rd/T11th	9ps	THEODORE/Backstrom	*18,595
74	3/22	TORONTO	0-3	L			35-31-8	78	3rd/T11th	None	Backstrom	*18,761
75	3/26	ST. LOUIS	3-6	L			35-32-8	78	3rd/T11th	3,20p,20	Backstrom	*18,112
76	3/29	at St. Louis	3-2	W		SO	36-32-8	80	3rd/T11th	23,96	Theodore	*19,150
77	3/31	EDMONTON	4-2	W			37-32-8	82	3rd/T11th	20p,3,16,24	Backstrom	*18,120
78	4/2	TAMPA BAY	1-3	L			37-33-8	82	3rd/T11th	96	Backstrom	*18,591
79	4/3	at Detroit	2-4	L			37-34-8	82	3rd/T11th	16,45	Theodore	*20,066
80	4/7	at Vancouver	0-5	L			37-35-8	82	3rd/T12th	None	BACKSTROM/Theodore	*18,860
81	4/8	at Edmonton	3-1	W			38-35-8	84	3rd/T12th	8p,46,15	Theodore	*16,839
82	4/10	DALLAS	5-3	W			39-35-8	86	3rd/T12th	16,46,18,20,96	Backstrom	*18,504



2009-10 MINNESOTA WILD



#	POS	PLAYER	GP	TOI/G	G	A	PTS	+/-	PIM	PP	SH	GW	SOG	SH%
9	C	MIKKO KOIVU	80	20:44	22	49	71	-2	50	8	1	2	246	8.9
15	L	ANDREW BRUNETTE	82	17:01	25	36	61	-5	12	12	0	3	129	19.4
14	R	MARTIN HAVLAT	73	17:55	18	36	54	-19	34	4	0	3	169	10.7
3	D	MAREK ZIDLICKY	78	24:10	6	37	43	-16	67	4	0	3	116	5.2
20	R	ANTTI MIETTINEN	79	18:02	20	22	42	-2	44	5	0	4	175	11.4
48	L	GUILLAUME LATENDRESSE	55	16:27	25	12	37	1	12	7	0	4	133	18.8
25	C	ERIC BELANGER	60	15:45	13	22	35	-1	28	3	0	3	120	10.8
11	R	OWEN NOLAN	73	16:35	16	17	33	-12	40	4	1	3	151	10.6
21	C	KYLE ZANON	82	15:19	9	23	32	-3	22	0	0	3	140	6.4
22	R	CAL CLUTTERBUCK	74	14:16	13	8	21	-8	52	1	2	1	136	9.6
8	D	BRENT BURNS	47	22:22	3	17	20	-15	32	2	0	0	104	2.9
55	D	NICK SCHULTZ	80	20:58	1	19	20	-8	43	1	0	0	83	1.2
6	D	GREG ZANON	81	22:22	2	13	15	-10	36	0	0	0	59	3.4
12	R	CHUCK KOBASEW	42	13:50	9	5	14	-9	16	2	0	2	58	15.5
16	C	ANDREW EBBETT	49	13:05	8	6	14	-8	6	2	0	2	57	14
5	D	KIM JOHNSON	52	23:46	6	8	14	3	26	3	0	0	84	7.1
34	D	SHANE HINDY	70	13:32	2	12	14	-6	66	0	0	0	49	4.1
45	D	CAM BARKER	19	22:01	1	6	7	-2	10	1	0	0	31	3.2
38	L	ROBBIE EARL*	32	8:56	6	0	6	1	6	0	0	0	29	20.7
51	C	JAMES SHEPPARD	64	11:59	2	4	6	-14	38	0	0	0	64	3.1
67	L	BERNARD PROLIOT	14	11:56	2	2	4	0	12	0	0	0	19	10.5
17	C	CASEY WELLMAN*	12	12:03	1	3	4	-2	0	0	0	0	18	5.6
24	L	DEREK BOOGAARD	57	6:09	0	4	4	-12	105	0	0	0	26	0
17	R	PETR SYKORA	14	11:59	2	1	3	-7	8	0	0	0	13	15.4
36	D	JOHN SCOTT	51	8:36	1	1	2	-3	90	0	0	0	22	4.5
7	D	CLAYTON STONER*	8	13:18	0	2	2	1	12	0	0	0	5	0
23	C	CODY ALMOND*	7	7:45	1	0	1	-3	9	0	0	0	6	16.7
39	D	NATE PROSSER*	3	19:36	0	1	1	2	8	0	0	0	4	0
26	D	JAIME SIFERS	14	12:59	0	0	0	1	6	0	0	0	9	0
29	R	PETR KALUS*	2	7:44	0	0	0	0	0	0	0	0	0	0
44	D	JUSTIN FALK*	3	7:32	0	0	0	-2	0	0	0	0	0	0
40	R	DANNY IRMAN*	2	4:38	0	0	0	-1	0	0	0	0	0	0
34	D	MAXIM NOREAU*	1	7:01	0	0	0	0	0	0	0	0	0	0

#	GOALTENDER	GP	W	L	OT	SA	GA	GAA	SV	SV%	SO	A	PIM	MIN
32	NIKLAS BACKSTROM	60	26	23	8	1,632	158	2.72	1,474	.903	2	1	4	3,489
37	JOSH HARDING	25	9	12	0	692	66	3.05	626	.905	1	1	4	1,300
31	WADE DUBIEWICZ	3	1	1	0	34	5	2.97	29	.853	0	0	0	101
35	ANTON KHUDBIN*	2	2	0	0	48	1	0.87	47	.979	0	0	0	69

* Rookie

2009-10 MINNESOTA WILD



GAME	DATE	OPPONENT	RESULT	W	L	OT	RECORD	PTS	DIVISION/ CONF. RANK	WILD GOALS (BY #)	WILD GOALTENDERS	ATT.
1	10/3	@Columbus	1-2		L		0-1-0	0	1-3rd/1-11	15p	Backstrom	18,159
2	10/6	ANAHEIM	4-3	W		OT	1-1-0	2	1-3rd/1-7th	9p, 17, 25p, 15p	Backstrom	*18,256
3	10/8	@Los Angeles	3-6	L			1-2-0	2	4th/1-13th	14p, 55p, 5	Harding	14,995
4	10/10	@San Jose	2-4	L			1-3-0	2	1-4th/1-14th	15, 11p	Backstrom	17,562
5	10/14	@Anaheim	2-3	L			1-4-0	2	5th/15th	25, 15	Backstrom	15,111
6	10/16	@Edmonton	2-5	L			1-5-0	2	5th/15th	67, 15p	Harding	16,839
7	10/17	@Vancouver	1-2	L			1-6-0	2	5th/15th	9	Backstrom	18,810
8	10/21	COLORADO	3-2	W		SO	2-6-0	4	5th/15th	8p, 9p	Backstrom	*18,175
9	10/23	@St. Louis	1-3	L			2-7-0	4	5th/15th	12	Backstrom	19,150
10	10/24	CAROLINA	3-2	W		OT	3-7-0	6	5th/15th	15p, 21, 22	Backstrom	*18,145
11	10/26	@Chicago	1-3	L			3-8-0	6	5th/15th	15p	Backstrom	20,046
12	10/28	NASHVILLE	3-4	L			3-9-0	6	5th/15th	8p, 22, 11	Backstrom	*18,199
13	10/30	N.Y. RANGERS	3-2	W			4-9-0	8	5th/15th	17, 25, 20	Backstrom	*18,106
14	10/31	@Pittsburgh	2-1	W			5-9-0	10	5th/15th	21, 25	Backstrom	16,960
15	11/5	VANCOUVER	2-5	L			5-10-0	10	5th/15th	21, 21	BACKSTROM/HARDING	*18,105
16	11/7	DALLAS	3-2	W			6-10-0	12	5th/15th	22s, 9, 3	Backstrom	*18,555
17	11/10	@Toronto	5-2	W			7-10-0	14	5th/15th	14p, 3p, 9, 6, 11s	Backstrom	19,063
18	11/12	@Tampa Bay	3-4	L		OT	7-10-1	15	5th/14th	67, 5p, 11s	Backstrom	14,530
19	11/13	@Washington	1-3	L			7-11-1	15	5th/14th	22	Harding	18,277
20	11/15	@Carolina	4-5	L		OT	7-11-2	16	5th/14th	20, 38, 36, 38	Backstrom	12,194
21	11/18	ARIZONA	2-3	L			7-12-2	16	5th/14th	15, 20	Backstrom	*18,110
22	11/20	N.Y. ISLANDERS	3-2	W			8-12-2	18	5th/14th	11, 9p, 11	Backstrom	*18,114
23	11/25	BOSTON	2-3	L		SO	8-12-3	19	5th/15th	16p	Backstrom	*18,208
24	11/27	COLORADO	5-3	W			9-12-3	21	5th/15th	11, 12, 12p, 15p, 12	Backstrom	*18,365
25	11/28	@Colorado	3-2	W		SO	10-12-3	23	5th/15th	25, 48	Harding	15,303
26	12/2	NASHVILLE	5-4	W		OT	11-12-3	25	4th/1-12th	20, 22, 48, 9p, 16	Backstrom	*18,071
27	12/4	ANAHEIM	5-4	W		SO	12-12-3	27	4th/1-12th	9, 20, 9, 20p	Backstrom	*18,265
28	12/5	@Nashville	5-3	W			13-12-3	29	4th/1-12th	16, 51, 15p, 20, 25p	Harding	13,145
29	12/7	@Arizona	0-2	L			13-13-3	29	5th/1-13th		Backstrom	8,981
30	12/9	@Colorado	1-0	W			14-13-3	31	5th/1-13th	20	Backstrom	11,435
31	12/11	@Calgary	2-1	W			15-13-3	33	5th/13th	51, 14	Backstrom	19,289
32	12/12	@Vancouver	3-4	L			15-14-3	33	5th/13th	34, 6, 14	Harding	18,810
33	12/15	COLUMBUS	2-1	W			16-14-3	35	T-4th/1-12th	48, 3	Backstrom	*18,086
34	12/17	@Montreal	3-1	W			17-14-3	37	4th/11th	38, 9p, 22	Backstrom	21,273
35	12/19	@Ottawa	1-4	L			17-15-3	37	4th/11th	14	Backstrom	16,259
36	12/21	COLORADO	3-4	L			17-16-3	37	4th/1-11th	22s, 11, 14	Backstrom	*18,244
37	12/23	EDMONTON	3-1	W			18-16-3	39	4th/1-11th	15p, 11, 48	Backstrom	*18,250
38	12/26	ST. LOUIS	4-3	W			19-16-3	41	4th/11th	48, 34, 5, 48	Backstrom	*18,554
39	12/28	@Los Angeles	4-3	W			20-16-3	43	4th/1-10th	14, 5p, 25, 25	Backstrom	18,118
40	12/29	@Anaheim	2-4	L			20-17-3	43	4th/11th	20, 5p	Harding	16,960
41	12/31	LOS ANGELES	2-5	L			20-18-3	43	4th/11th	15, 11	Backstrom	*18,504
42	1/2	NEW JERSEY	3-5	L			20-19-3	43	4th/11th	25, 9s, 15	Backstrom	*19,155
43	1/5	@Chicago	1-4	L			20-20-3	43	4th/11th	48	Harding	21,381
44	1/6	CALGARY	4-1	W			21-20-3	45	4th/11th	25p, 21, 25, 22	Backstrom	*18,137
45	1/9	CHICAGO	6-5	W			22-20-3	47	4th/11th	48, 5, 9, 3p, 48	Backstrom/HARDING	*19,310
46	1/11	PITTSBURGH	4-3	W			23-20-3	49	4th/1-10th	25, 14, 22, 48	Backstrom	*19,044
47	1/13	VANCOUVER	5-2	W			24-20-3	51	4th/10th	21, 9, 20p, 11, 20	Backstrom	*18,356
48	1/14	@St. Louis	0-1	L			24-21-3	51	4th/10th		Harding	19,150
49	1/16	@Arizona	4-6	L			24-22-3	51	4th/1-10th	48, 48p, 11p, 48	Backstrom	12,631
50	1/18	@Dallas	3-4	L			24-23-3	51	4th/12th	20p, 20, 9	BACKSTROM/HARDING	16,302
51	1/21	DETROIT	3-4	L		SO	24-23-4	52	4th/12th	38, 14, 15	Harding/BACKSTROM	18,330
52	1/23	COLUMBUS	4-2	W			25-23-4	54	4th/12th	9, 9, 25, 38	Backstrom	*18,173
53	1/27	DETROIT	5-2	W			26-23-4	56	4th/11th	20p, 20, 16, 48, 14p	Harding	*18,316
54	1/28	@Colorado	1-0	W			27-23-4	58	4th/10th	14	Harding	11,597
55	1/30	@San Jose	2-5	L			27-24-4	58	4th/12th	11, 22p	Harding	17,652
56	2/2	@Dallas	2-4	L			27-25-4	58	4th/12th	48p, 15	Dubielewicz	16,729
57	2/4	EDMONTON	4-2	W			28-25-4	60	4th/12th	14, 20, 48, 14	Harding/KHUDOBIN	*18,168
58	2/6	PHILADELPHIA	2-1	W			29-25-4	62	4th/11th	22, 11	Khudobin	*18,640
59	2/10	ARIZONA	2-3	L			29-26-4	62	4th/12th	48p, 14	Backstrom	*18,178
60	2/12	ATLANTA	2-3	L			29-27-4	62	4th/13th	15p, 16	Backstrom	*18,257
61	2/14	VANCOUVER	6-2	W			30-27-4	64	4th/13th	48p, 21, 3p, 15p, 22, 45p	Backstrom	*19,342
62	3/3	@Calgary	4-0	W			31-27-4	66	4th/13th	21, 15, 9, 14	Backstrom	19,289
63	3/5	@Edmonton	1-2	L		SO	31-27-5	67	4th/13th	48	Backstrom	16,839
64	3/7	CALGARY	2-5	L			31-28-5	67	4th/13th	48, 48p	Backstrom	*18,217
65	3/9	FLORIDA	2-3	L		SO	31-28-6	68	4th/13th	9p, 38	Backstrom	*18,191
66	3/11	@Detroit	1-5	L			31-29-6	68	4th/13th	16	Harding	19,327
67	3/12	@Buffalo	3-2	W			32-29-6	70	4th/12th	16p, 48, 15	Harding	18,690
68	3/14	ST. LOUIS	4-2	W			33-29-6	72	4th/11th	15, 9p, 48, 20	Harding	*18,580
69	3/16	EDMONTON	4-2	W			34-29-6	74	4th/10th	16, 20, 12, 14	Harding	*18,474
70	3/18	@Nashville	0-5	L			34-30-6	74	4th/11th	–	HARDING/DUBIELEWICZ	16,615
71	3/19	@Columbus	2-4	L			34-31-6	74	4th/12th	9, 12	Harding	16,419
72	3/21	CALGARY	4-3	W			35-31-6	76	4th/12th	15, 48p, 12, 12	Harding	*18,411
73	3/23	SAN JOSE	1-4	L			35-32-6	76	4th/13th	48p	Backstrom	*18,551
74	3/25	@Philadelphia	4-3	W		OT	36-32-6	78	4th/13th	3p, 14, 15, 21	Backstrom	19,716
75	3/26	@Detroit	2-6	L			36-33-6	78	4th/13th	15p, 11	HARDING/Backstrom	20,066
76	3/29	LOS ANGELES	3-2	W			37-33-6	80	4th/13th	11p, 8, 14p	Backstrom	*18,284
77	3/31	CHICAGO	0-4	L			37-34-6	80	4th/13th	–	Backstrom	*18,933
78	4/2	SAN JOSE	2-3	L			37-35-6	80	4th/13th	22, 20p	Backstrom	*18,584
79	4/4	@Vancouver	3-4	L		OT	37-35-7	81	4th/13th	15p, 23, 20	Backstrom	18,810
80	4/5	@Edmonton	1-4	L			37-36-7	81	4th/13th	15	Backstrom	16,839
81	4/8	@Calgary	2-1	W		SO	38-36-7	83	4th/13th	12p	Backstrom/DUBIELEWICZ	19,289
82	4/10	DALLAS	3-4	L		SO	38-36-8	84	4th/13th	9p, 9, 17	Backstrom	*19,109



2008-09 MINNESOTA WILD



#	POS	PLAYER	GP	TOI/G	G	A	PTS	+/-	PIM	PP	SH	GW	SOG	SH%
9	C	MIKKO KOIVU	79	21:29	20	47	67	2	66	5	4	3	236	8.5
15	L	ANDREW BRUNETTE	80	16:56	22	28	50	-5	18	9	0	3	118	18.6
96	C	PIERRE-MARC BOUCHARD	71	16:58	16	30	46	-5	20	2	0	1	142	11.3
11	R	OWEN NOLAN	59	16:23	25	20	45	5	26	12	0	5	148	16.9
20	R	ANTTI MIETTINEN	82	18:16	15	29	44	-1	32	4	2	3	186	8.1
3	D	MAREK ZIDLICKY	76	22:06	12	30	42	-12	76	10	0	3	147	8.2
25	C	ERIC BELANGER	79	17:50	13	23	36	-5	26	4	0	4	147	8.8
47	D	MARC-ANDRE BERGERON	72	16:54	14	18	32	5	30	7	0	3	140	10
8	D	BRENT BURNS	59	22:25	8	19	27	-7	45	4	0	2	147	5.4
51	C	JAMES SHEPPARD	82	15:10	5	19	24	-14	41	0	0	1	88	5.7
5	D	KIM JOHANSSON	81	24:31	2	22	24	-3	44	1	0	0	93	2.2
19	L	STEPHANE VEILLEUX	81	15:47	13	10	23	-17	40	0	1	1	146	8.9
10	R	MARIAN GABORIK	17	19:59	13	10	23	3	2	2	1	2	68	19.1
22	R	CAL CLUTTERBUCK*	78	13:00	11	7	18	-5	76	1	0	1	136	8.1
41	D	MARTIN SKOULA	81	19:57	4	12	16	-12	10	0	0	0	55	7.3
49	C	DAN FRITSCHKE	50	10:38	5	8	13	-5	12	1	1	0	54	9.3
67	L	BERNARD POULIOT*	37	11:50	5	6	11	1	18	2	0	1	34	14.7
55	D	NICK SCHULTZ	79	20:33	2	9	11	-4	31	0	0	0	48	4.2
28	L	PETER OLVECKY*	31	8:55	2	5	7	1	12	0	0	1	19	10.5
18	C	COLTON GILLIES*	45	8:13	2	5	7	-2	18	0	0	1	22	9.1
39	C	KRISTOFER KOLANOS	21	10:36	3	3	6	3	16	1	0	0	30	10
26	D	KURTIS FOSTER	10	13:35	1	5	6	7	6	0	0	0	10	10
12	R	CRAIG WELLER	36	6:57	1	2	3	-3	47	1	0	0	27	3.7
24	L	DEREK BOOGAARD	51	4:59	0	3	3	3	87	0	0	0	13	0
6	D	TOMAS MOJZIS	4	7:14	0	1	1	-1	2	0	0	0	2	0
36	D	JOHN SCOTT*	20	9:14	0	1	1	-1	21	0	0	0	6	0

#	GOALTENDER	GP	W	L	OT	SA	GA	GAA	SV	SV%	SO	A	PIM	MIN
32	NIKLAS BACKSTROM	71	37	24	8	2,059	159	2.33	1,900	.923	8	0	6	4,088
29	JOSH HARDING	19	3	9	1	453	32	2.21	421	.929	0	0	2	870

* Rookie



2008-09 MINNESOTA WILD

GAME	DATE	OPPONENT	RESULT	W	L	OT	RECORD	PTS	DIVISION/ CONF. RANK	WILD GOALS (BY #)	WILD GOALTENDERS	ATT.
1	10/11	BOSTON	4-3	W			1-0-0	2	2nd/5th	25p, 47p, 20, 25	Backstrom	*18,568
2	10/14	@Atlanta	4-2	W			2-0-0	4	1st/2nd	15p, 10, 20, 20	Backstrom	11,843
3	10/16	@Florida	6-2	W			3-0-0	6	1st/2nd	15, 5, 20p, 67, 20p, 9p	Backstrom	12,106
4	10/18	@Tampa Bay	1-0	W			4-0-0	8	t-1st/t-3rd	-	Backstrom	15,191
5	10/23	BUFFALO	3-4		L	OT	4-0-1	9	1st/3rd	67, 19, 8p	Backstrom	*18,568
6	10/25	COLUMBUS	2-1	W			5-0-1	11	1st/3rd	96, 11	Backstrom	*18,568
7	10/27	CHICAGO	3-2	W			6-0-1	13	1st/3rd	15, 20, 8p	Backstrom	*18,568
8	10/29	@Dallas	2-4		L		6-1-1	13	1st/3rd	47p, 15p	BACKSTROM/Harding	18,431
9	10/30	MONTREAL	1-2	L			6-2-1	13	t-1st/t-3rd	8	Harding	*18,568
10	11/1	@Arizona	3-2	W			7-2-1	15	1st/3rd	67, 9, 25	Backstrom	14,817
11	11/4	@San Jose	1-3	L			7-3-1	15	1st/3rd	39	Backstrom	17,183
12	11/6	@Colorado	3-1	W			8-3-1	17	1st/3rd	96, 67p, 15	Backstrom	14,562
13	11/8	@Vancouver	0-2	L			8-4-1	17	t-1st/t-3rd	-	Backstrom	18,630
14	11/13	ARIZONA	4-0	W			9-4-1	19	1st/3rd	3p, 15p, 25p, 3p	Backstrom	*18,568
15	11/15	COLUMBUS	3-2	W		SO	10-4-1	21	1st/3rd	67p, 2	Backstrom	*18,568
16	11/18	@Pittsburgh	2-1	W		SO	11-4-1	23	t-1st/t-3rd	9	Backstrom	16,971
17	11/20	VANCOUVER	2-3		L		11-5-1	23	2nd/4th	9, 9	Backstrom	*18,568
18	11/22	ST. LOUIS	1-2	L			11-6-1	23	t-2nd/t-4th	19	Backstrom	*18,568
19	11/24	WASHINGTON	4-3	W			12-6-1	25	2nd/4th	22, 22p, 3p, 51	Backstrom	*18,568
20	11/26	DALLAS	3-4	L			12-7-1	25	3rd/7th	25, 11p, 15	Backstrom	*18,568
21	11/28	TAMPA BAY	4-2	W			13-7-1	27	2nd/5th	11, 51, 9, 25	Backstrom	*18,568
22	11/29	@Nashville	6-2	W			14-7-1	29	2nd/5th	96p, 15p, 11p, 9, 9p, 12p	Harding	13,990
23	12/1	COLORADO	5-6	L			14-8-1	29	2nd/5th	96, 9p, 96p, 11p, 8	BACKSTROM/Harding	*18,568
24	12/3	ST. LOUIS	4-0	W			15-8-1	31	1st/3rd	25, 15p, 3p, 20	Backstrom	*18,568
25	12/5	VANCOUVER	1-2	L			15-9-1	31	2nd/4th	9	Backstrom	*18,568
26	12/6	@Nashville	0-1	L			15-10-1	31	t-2nd/t-4th	-	Harding	14,408
27	12/11	@Arizona	1-3	L			15-11-1	31	3rd/7th	20	Backstrom	13,296
28	12/13	@Los Angeles	1-3	L			15-12-1	31	3rd/7th	8p	Backstrom	14,857
29	12/14	@Anaheim	2-4		L		15-13-1	31	3rd/7th	47p, 25	Harding	16,577
30	12/17	CALGARY	2-3		L	OT	15-13-2	32	3rd/8th	15, 10	Backstrom	*18,568
31	12/19	N.Y. ISLANDERS	4-1	W			16-13-2	34	3rd/8th	19, 18, 9, 96	Backstrom	*18,568
32	12/20	@St. Louis	2-4	L			16-14-2	34	3rd/9th	55, 96	Backstrom	19,150
33	12/23	CAROLINA	3-2	W			17-14-2	36	3rd/8th	22, 10p, 19s	Backstrom	*18,568
34	12/28	CHICAGO	1-4	L			17-15-2	36	4th/9th	22	Backstrom	*18,568
35	12/29	@Calgary	1-2	L			17-16-2	36	5th/11th	19	Harding	19,289
36	12/31	SAN JOSE	3-2	W		OT	18-16-2	38	3rd/8th	11p, 39p, 8	Backstrom	*18,568
37	1/3	DETROIT	2-3		L	SO	18-16-3	39	3rd/8th	11p, 20	Harding	*18,568
38	1/4	@Colorado	2-0	W			19-16-3	41	3rd/8th	11p, 11	Backstrom	14,125
39	1/6	@Boston	1-0	W			20-16-3	43	3rd/7th	3p	Backstrom	16,272
40	1/8	@Philadelphia	1-3	L			20-17-3	43	3rd/9th	19	Backstrom	15,596
41	1/10	@Columbus	2-4	L			20-18-3	43	5th/11th	20, 3p	Harding	16,605
42	1/13	ARIZONA	6-3	W			21-18-3	45	3rd/9th	47, 11, 15, 9, 22, 51	Backstrom	*18,568
43	1/15	EDMONTON	5-1	W			22-18-3	47	3rd/8th	39, 22, 96, 8, 25p	Backstrom	*18,568
44	1/17	ANAHEIM	0-3	L			22-19-3	47	3rd/9th	-	Backstrom	*18,568
45	1/19	@Chicago	4-1	W			23-19-3	49	3rd/8th	9, 3p, 3p, 22	Backstrom	21,320
46	1/20	LOS ANGELES	2-5	L			23-20-3	49	4th/9th	11p, 3p	BACKSTROM/Harding	*18,568
47	1/27	TORONTO	6-1	W			24-20-3	51	t-2nd/t-8th	22, 47, 96, 15, 96, 11	Backstrom	*18,568
48	1/30	@Edmonton	1-3	L			24-21-3	51	t-2nd/t-6th	15	Backstrom	16,839
49	1/31	@Vancouver	4-3	W		OT	25-21-3	53	t-2nd/t-6th	9p, 47, 25, 47p	Backstrom	18,630
50	2/4	ANAHEIM	3-0	W			26-21-3	55	t-2nd/t-6th	15p, 9, 96	Backstrom	*18,568
51	2/6	NASHVILLE	0-2	L			26-22-3	55	t-3rd/t-8th	-	Backstrom	*18,568
52	2/8	EDMONTON	3-2	W		SO	27-22-3	57	2nd/7th	25, 20s	Backstrom	*18,568
53	2/11	COLORADO	3-2	W			28-22-3	59	2nd/t-6th	96, 11, 20	Backstrom	*18,568
54	2/12	@Detroit	2-4	L			28-23-3	59	3rd/t-7th	8p, 9s	Harding	20,066
55	2/14	OTTAWA	3-5	L			28-24-3	59	4th/10th	96, 11p, 11	Backstrom/HARDING	*18,568
56	2/19	CALGARY	2-3		L	OT	28-24-4	60	4th/t-9th	49s, 18	Backstrom	*18,568
57	2/21	DETROIT	5-2	W			29-24-4	62	4th/9th	11, 11p, 96, 41, 19	Backstrom	*18,568
58	2/22	@Chicago	2-1	W			30-24-4	64	3rd/8th	49p, 28	Harding	22,443
59	2/24	LOS ANGELES	1-2		L	SO	30-24-5	65	t-3rd/t-7th	20s	Backstrom	*18,568
60	2/27	@Calgary	1-4		L		30-25-5	65	t-3rd/t-7th	47p	Backstrom	19,289
61	2/28	@Edmonton	2-3	L			30-26-5	65	4th/t-10th	15p, 20p	Harding	16,839
62	3/3	@Vancouver	2-4		L		30-27-5	65	4th/11th	49, 3p	Backstrom	18,630
63	3/5	@San Jose	4-3	W		OT	31-27-5	67	4th/11th	47, 96, 3, 9	Backstrom	17,496
64	3/7	@Los Angeles	3-4		L		31-28-5	67	4th/11th	11, 19, 25	Backstrom/HARDING	18,118
65	3/8	@Anaheim	3-2	W			32-28-5	69	4th/10th	19, 19, 15	Backstrom	17,300
66	3/10	SAN JOSE	4-5		L	OT	32-28-6	70	4th/t-9th	28, 96, 11, 11	Backstrom	*18,568
67	3/12	@Colorado	1-2		L	SO	32-28-7	71	4th/t-9th	47p	Backstrom	14,213
68	3/14	@Dallas	2-3		L	OT	32-28-8	72	4th/10th	9p, 15	Backstrom	18,584
69	3/15	@St. Louis	3-5	L			32-29-8	72	4th/10th	15, 19, 47	BACKSTROM/Harding	19,150
70	3/17	COLORADO	3-2	W		SO	33-29-8	74	4th/t-9th	19, 55	Backstrom	*18,568
71	3/20	@New Jersey	0-4	L			33-30-8	74	4th/t-11th	-	Backstrom	17,625
72	3/22	EDMONTON	3-0	W			34-30-8	76	4th/t-9th	11p, 11, 19	Backstrom	*18,568
73	3/24	@N.Y. Rangers	1-2	L			34-31-8	76	4th/11th	10	Backstrom	18,200
74	3/25	@N.Y. Islanders	6-2	W			35-31-8	78	4th/t-9th	10, 20p, 11p, 41, 15, 10p	Backstrom	13,332
75	3/28	@Calgary	2-3	L			35-32-8	78	4th/11th	15, 51	Backstrom	19,289
76	3/29	@Edmonton	3-2	W			36-32-8	80	4th/11th	15, 41, 10	Backstrom	16,839
77	3/31	VANCOUVER	1-2		L	OT	36-32-9	81	t-3rd/t-10th	10	Backstrom	*18,568
78	4/3	CALGARY	4-0	W			37-32-9	83	3rd/10th	15p, 22, 11, 10	Backstrom	*18,568
79	4/5	@Detroit	2-3		L		37-33-9	83	t-3rd/t-10th	22, 10	Backstrom	20,066
80	4/7	DALLAS	3-1	W			38-33-9	85	3rd/10th	10, 25p, 11p	Backstrom	*18,568
81	4/10	NASHVILLE	8-4	W			39-33-9	87	3rd/10th	49, 15p, 47, 5p, 47p, 9s, 22, 3	Backstrom	*18,568
82	4/11	@Columbus	6-3	W			40-33-9	89	3rd/9th	26, 10s, 41, 10, 47, 9s	Harding	*18,568



2007-08 MINNESOTA WILD



#	POS	PLAYER	GP	TOI/G	G	A	PTS	+/-	PIM	PPG	SHG	GWG	SOG	SH%
10	RW	MARIAN GABORIK	77	19:35	42	41	83	17	63	11	1	8	278	15.1
96	RW	PIERRE-MARC BOUCHARD	81	16:50	13	50	63	11	32	6	0	4	129	10.1
12	RW	BRIAN ROLSTON	81	20:04	31	28	59	-1	53	11	1	8	289	10.7
38	C	PAVOL DEMITRA	68	19:42	15	39	54	9	24	2	0	1	126	11.9
8	D	BRENT BURNS	82	23:05	15	28	43	12	80	8	0	4	158	9.5
9	C	MIKKO KOIVU	57	20:53	11	31	42	13	40	2	0	2	144	7.6
25	C	ERIC BELANGER	75	17:13	13	24	37	-6	30	7	1	3	115	11.3
21	RW	MARC PARRISH	66	14:56	16	14	30	2	16	7	0	0	95	16.8
5	D	KIM JOHANSSON	80	23:26	4	23	27	-4	42	2	0	0	87	4.6
26	D	KURTIS FOSTER	56	16:24	7	12	19	0	37	3	0	2	118	5.9
15	C	JAMES SHEPPARD*	78	10:36	4	15	19	0	29	0	0	1	57	7.0
17	LW	STEPHANE VEILLEUX	77	14:31	11	7	18	-13	61	0	0	0	136	8.1
92	LW	BRANKO RADIVOJEVIC	73	14:54	7	10	17	-14	48	1	0	3	91	7.7
55	D	NICK SCHULTZ	81	20:10	2	13	15	9	42	0	0	0	52	3.8
34	LW	AARON VOROS*	55	9:11	7	7	14	-7	141	0	0	1	52	13.5
17	LW	TODD FEDORUK	69	10:18	6	7	13	2	139	2	0	0	57	10.5
41	D	MARTIN SKOULA	80	20:28	3	8	11	-16	26	0	0	1	63	4.8
3	D	KEITH CARNEY	61	13:22	1	10	11	8	42	0	0	0	27	3.7
6	D	SEAN HILL	35	15:12	2	7	9	-16	32	1	0	1	18	11.1
33	D	PETTERI NUMMELIN	27	15:20	2	7	9	-2	2	1	0	1	31	6.5
83	RW	MATT FOY	28	7:49	4	4	8	-1	28	0	0	1	38	10.5
67	LW	BENOIT POULIOT*	11	8:49	2	1	3	-1	0	0	0	0	11	20.0
11	LW	CHRIS SIMON	38	7:10	1	2	3	-2	59	0	0	0	27	3.7
24	LW	DEREK BOOGAARD	34	3:55	0	0	0	-5	74	-0	0	0	6	0.0
16	C	STEVE KELLY	2	3:43	0	0	0	0	0	0	0	0	1	0.0
22	RW	CAL CLUTTERBUCK*	2	7:05	0	0	0	0	0	0	0	0	0	0.0

#	GOALTENDER	GP	W	L	OT	SA	GA	GAA	SV	SV%	SO	A	PIM	MIN
32	NIKLAS BACKSTROM	58	33	13	8	1,629	131	2.31	1,498	.920	4	0	2	3,409
29	JOSH HARDING*	29	11	15	2	836	77	2.94	761	.910	1	1	0	1,570

* Rookie



2007-08 MINNESOTA WILD

GAME	DATE	OPPONENT	RESULT	W	L	OT	RECORD	PTS	DIVISION/ CONF. RANK	WILD GOALS (BY #)	WILD GOALTENDERS	ATT.
1	10/4	CHICAGO	1-0	W			1-0-0	2	t-1st/t-2nd	96	Backstrom	*18,568
2	10/6	COLUMBUS	3-2	W			2-0-0	4	t-1st/t-1st	96, 25, 8	Backstrom	*18,568
3	10/10	EDMONTON	2-0	W			3-0-0	6	1st/2nd	8, 39	Backstrom	*18,568
4	10/13	@Arizona	3-2	W			4-0-0	8	1st/1st	10, 9p, 25s	Backstrom	12,088
5	10/14	@Anaheim	2-0	W			5-0-0	10	1st/1st	12, 21	Harding	17,174
6	10/16	@Los Angeles	3-4	L	(SO)		5-0-1	11	1st/1st	38, 9, 12	Backstrom	14,239
7	10/20	@St. Louis	3-1	W			6-0-1	13	1st/1st	38p, 25, 8	Harding	19,150
8	10/21	COLORADO	3-2	W			7-0-1	15	1st/1st	21p, 12p, 9	Backstrom	*18,568
9	10/24	@Calgary	3-5	L			7-1-1	15	1st/1st	12p, 21p, 37	Backstrom	19,289
10	10/25	@Edmonton	4-5	L	(SO)		7-1-2	16	1st/2nd	15, 96, 12, 21	Harding	16,839
11	10/28	@Colorado	1-3	L			7-2-2	16	1st/2nd	25p	Harding	17,041
12	10/30	PITTSBURGH	2-4	L			7-3-2	16	1st/2nd	19, 12	Harding	*18,568
13	11/1	ST. LOUIS	2-3	L			7-4-2	16	1st/2nd	10, 38	Harding	*18,568
14	11/3	CALGARY	4-1	W			8-4-2	18	1st/2nd	12, 10, 10p, 92	Backstrom	*18,568
15	11/5	EDMONTON	5-2	W			9-4-2	20	1st/2nd	21p, 96p, 26p, 21p, 19	Backstrom	*18,568
16	11/11	@Colorado	2-4	L			9-5-2	20	2nd/4th	25p, 96p	Backstrom	15,434
17	11/13	@Calgary	2-3	L			9-6-2	20	2nd/4th	9, 9p	Backstrom	19,289
18	11/15	@Edmonton	4-2	W			10-6-2	22	2nd/4th	41, 10p, 26p, 21	BACKSTROM; Harding	16,839
19	11/16	@Vancouver	2-6	L			10-7-2	22	2nd/4th	34, 8p	HARDING; Backstrom	18,630
20	11/18	COLORADO	4-1	W			11-7-2	24	1st/3rd	34, 83, 19, 8	Harding	*18,568
21	11/21	VANCOUVER	2-4	L			11-8-2	24	2nd/5th	10, 10p	Harding	*18,568
22	11/23	COLUMBUS	0-4	L			11-9-2	24	3rd/9th		Backstrom	*18,568
23	11/24	@Nashville	4-3	W			12-9-2	26	1st/3rd	34, 83, 10, 92	Backstrom	17,639
24	11/28	ARIZONA	3-1	W			13-9-2	28	t-1st/t-3rd	19, 10, 15	Backstrom	*18,568
25	11/30	ST. LOUIS	3-2	W	(OT)		14-9-2	30	t-1st/t-3rd	8p, 12, 10	Backstrom	*18,568
26	12/2	VANCOUVER	2-1	W			15-9-2	32	1st/2nd	25p, 34	Backstrom	*18,568
27	12/5	PHILADELPHIA	1-3	L			15-10-2	32	2nd/5th	38p	Backstrom	*18,568
28	12/7	@Detroit	0-5	L			15-11-2	32	2nd/5th		Harding	19,508
29	12/8	@Columbus	2-1	W			16-11-2	34	2nd/5th	34, 12	Backstrom	15,666
30	12/11	@San Jose	1-4	L			16-12-2	34	2nd/5th	92p	Backstrom	17,064
31	12/14	@Anaheim	5-2	W			17-12-2	36	2nd/6th	34, 10p, 25p, 12p, 8p	Harding	17,174
32	12/15	@Los Angeles	2-1	W			18-12-2	38	t-1st/t-3rd	10, 12p	Harding	16,648
33	12/18	NASHVILLE	3-2	W			19-12-2	40	t-1st/t-3rd	10, 25, 12	Harding	*18,568
34	12/20	N.Y. RANGERS	6-3	W			20-12-2	42	t-1st/t-2nd	10, 10p, 10p, 96p, 10, 10	Harding	*18,568
35	12/22	DETROIT	1-4	L			20-13-2	42	t-2nd/t-5th	5p	Backstrom	*18,568
36	12/26	@Dallas	3-8	L			20-14-2	42	3rd/5th	34, 38, 38	Harding	18,532
37	12/27	@Arizona	3-2	W			21-14-2	44	t-2nd/t-5th	25p, 21p, 12p	Backstrom	13,756
38	12/29	EDMONTON	5-4	W	(OT)		22-14-2	46	t-1st/t-3rd	5p, 12, 10, 8, 33p	Backstrom	*18,568
39	12/31	SAN JOSE	2-3	L			22-15-2	46	2nd/5th	18, 21	Backstrom	*18,568
40	1/3	DALLAS	6-3	W			23-15-2	48	t-1st/t-3rd	10s, 38, 96, 10, 25p, 21	Backstrom	*18,568
41	1/5	@Nashville	1-4	L			23-16-2	48	3rd/6th	21	Harding	17,113
42	1/7	@Dallas	1-3	L			23-17-2	48	3rd/7th	21	Harding	17,502
43	1/10	@Detroit	6-5	W	(SO)		24-17-2	50	3rd/5th	41, 10, 17, 83, 25	Backstrom; HARDING	17,848
44	1/11	@Chicago	5-2	W			25-17-2	52	1st/3rd	83, 10, 96, 21, 10	Harding	21,139
45	1/13	ARIZONA	4-1	W			26-17-2	54	1st/3rd	38, 15, 25, 10	Harding	*18,568
46	1/16	CALGARY	2-3	L	(SO)		26-17-3	55	1st/3rd	8p, 26p	Backstrom	*18,568
47	1/18	ANAHEIM	2-4	L			26-18-3	55	2nd/6th	55, 9	Harding	*18,568
48	1/21	@Vancouver	4-2	W			27-18-3	57	1st/3rd	12, 96, 9, 96	Backstrom	18,630
49	1/22	@Calgary	1-2	L			27-19-3	57	2nd/6th	12	Harding	19,289
50	1/24	@Colorado	3-2	W			28-19-3	59	1st/3rd	17, 12p, 38	Backstrom	15,321
51	1/30	ANAHEIM	5-1	W			29-19-3	61	1st/3rd	12, 10, 9, 96, 15	Backstrom	*18,568
52	2/2	@Columbus	4-1	W			30-19-3	63	1st/3rd	26, 12, 10, 10	Backstrom	18,529
53	2/5	DETROIT	2-3	L	(OT)		30-19-4	64	1st/3rd	12p, 38	Backstrom	*18,568
54	2/7	DALLAS	0-1	L			30-20-4	64	1st/3rd	-	Backstrom	*18,568
55	2/9	N.Y. ISLANDERS	4-3	W	(OT)		31-20-4	66	1st/3rd	26, 12, 12, 8	Backstrom	*18,568
56	2/10	@St. Louis	2-1	W	(SO)		32-20-4	68	1st/3rd	10	Harding	16,477
57	2/12	@Edmonton	2-4	L			32-21-4	68	1st/3rd	38, 12p	Backstrom; HARDING	16,839
58	2/14	@Vancouver	5-4	W	(SO)		33-21-4	70	1st/3rd	19, 19, 26, 10	Backstrom	18,630
59	2/17	NASHVILLE	5-4	W	(OT)		34-21-4	72	1st/3rd	33, 21, 96p, 10, 10	Backstrom	*18,568
60	2/19	VANCOUVER	2-3	L	(OT)		34-21-5	73	1st/3rd	10p, 25p	Backstrom	*18,568
61	2/20	@Chicago	0-3	L			34-22-5	73	1st/3rd	-	Harding	17,812
62	2/24	CALGARY	1-2	L			34-23-5	73	2nd/6th	21p	Backstrom	*18,568
63	2/26	@Washington	1-4	L			34-24-5	73	2nd/6th	92	Backstrom	17,391
64	2/27	@Tampa Bay	3-2	W			35-24-5	75	1st/3rd	17p, 38, 12p	Backstrom	17,211
65	2/29	@Florida	3-2	W			36-24-5	77	1st/3rd	9, 19, 8p	Backstrom	16,927
66	3/2	LOS ANGELES	2-1	W	(OT)		37-24-5	79	1st/3rd	10, 41	Backstrom	*18,568
67	3/4	CHICAGO	2-4	L			37-25-5	79	1st/3rd	38, 19	Backstrom	*18,568
68	3/6	@Carolina	2-3	L			37-26-5	79	2nd/6th	38, 9	Harding	16,297
69	3/7	@Atlanta	2-3	L	(SO)		37-26-6	80	2nd/6th	12p, 8p	Backstrom	18,709
70	3/9	SAN JOSE	2-3	L	(SO)		37-26-7	81	1st/3rd	26, 12	Backstrom	*18,568
71	3/13	NEW JERSEY	3-4	L	(SO)		37-26-8	82	2nd/6th	19, 8, 10	Backstrom	*18,568
72	3/15	LOS ANGELES	2-0	W			38-26-8	84	1st/3rd	12, 10	Backstrom	*18,568
73	3/17	COLORADO	3-1	W			39-26-8	86	1st/3rd	8p, 92, 19	Backstrom	*18,568
74	3/19	@San Jose	3-4	L	(SO)		39-26-9	87	1st/3rd	19, 10p, 10p	Backstrom	17,496
75	3/21	@Vancouver	2-1	W			40-26-9	89	1st/3rd	12p, 92	Backstrom	18,630
76	3/22	@Calgary	4-5	L			40-27-9	89	1st/3rd	67, 67, 5, 5	Harding	19,289
77	3/24	@Edmonton	3-5	L			40-28-9	89	1st/3rd	55, 6, 17	Backstrom; HARDING	16,839
78	3/26	EDMONTON	3-1	W			41-28-9	91	1st/3rd	92, 6p, 12s	Backstrom	*18,568
79	3/28	VANCOUVER	4-0	W			42-28-9	93	1st/3rd	96, 9, 8p, 17	Backstrom	*18,568
80	3/30	COLORADO	3-2	W	(OT)		43-28-9	95	1st/3rd	12, 10p, 10	Backstrom	*18,568
81	4/3	CALGARY	3-1	W			44-28-9	97	1st/3rd	17p, 10, 10p	Backstrom	*18,568
82	4/6	@Colorado	3-4	L	(OT)		44-28-10	98	1st/3rd	21p, 3, 12	Harding	18,007



2006-07 MINNESOTA WILD



#	POS	PLAYER	GP	TOI/G	G	A	PTS	+/-	PIM	PPG	SHG	GWG	SOG	SH%
12	LW	BRIAN ROLSTON	78	21:16	31	33	64	+6	46	13	1	6	305	10.2
38	C	PAVOL DEMITRA	71	20:38	25	39	64	0	28	9	1	4	175	14.3
10	RW	MARIAN GABORIK	48	19:37	30	27	57	+12	40	12	1	7	196	15.3
96	RW	PIERRE-MARC BOUCHARD	82	15:59	20	37	57	+13	14	5	0	3	173	11.6
9	C	MIKKO KOIVU	82	17:28	20	34	54	+6	58	9	2	2	162	12.3
28	C	TODD WHITE	77	17:13	13	31	44	+8	24	6	1	1	162	8.0
21	RW	MARK PARRISH	76	14:19	19	20	39	+9	18	5	0	4	141	13.5
8	D	BRENT BURNS	77	15:47	7	18	25	+16	26	3	0	3	108	6.5
92	RW	BRANKO RADIVOJEVIC	82	12:58	11	13	24	-9	21	4	0	3	116	9.5
37	C	WES WALZ	62	14:53	9	15	24	+3	30	0	1	1	77	11.7
26	D	KURTIS FOSTER	57	17:58	3	20	23	-3	52	0	0	0	135	2.2
5	D	KIM JOHNSON	76	23:33	3	19	22	-4	64	3	0	0	98	3.1
33	D	PETTERI NUMMELIN	51	20:17	3	17	20	-15	22	0	0	0	69	4.3
19	LW	STEPHANE VEILLEUX	75	12:17	7	11	18	+3	47	0	0	1	84	8.3
11	C	DOMINIC MOORE	69	12:38	8	9	17	+4	56	0	0	1	111	7.2
18	RW	ADAM HALL	72	12:22	6	11	17	-11	26	3	0	0	103	5.8
3	D	KEITH CARNEY	80	15:31	4	13	17	+22	58	0	0	1	31	12.9
41	D	MARTIN SKOULA	81	20:13	0	15	15	+9	36	0	0	0	91	0.0
55	D	NICK SCHULTZ	82	20:12	2	10	12	0	42	0	0	1	69	2.9
17	C	WYATT SMITH	61	9:30	3	3	6	-8	16	1	0	0	44	6.8
18	RW	MATTIAS WEINHANDL	12	6:27	1	1	2	-2	10	0	0	0	3	33.3
24	LW	DEREK BOOGAARD	48	4:38	0	1	1	0	120	0	0	0	11	0.0
27	RW	JOEL WARD*	11	7:42	0	1	1	0	0	0	0	0	12	0.0
4	D	SHAWN BELLE*	9	9:56	0	1	1	+4	0	0	0	0	3	0.0
83	RW	MATT FOY*	9	7:10	0	0	0	-1	4	0	0	0	6	0.0
23	C	JASON MORGAN	4	7:28	0	0	0	-1	4	0	0	0	0	0.0
67	LW	BERNOIT POULIOT*	3	6:58	0	0	0	-1	0	0	0	0	1	0.0
6	D	ERIK REITZ*	1	10:36	0	0	0	+1	0	0	0	0	0	0.0

#	GOALTENDER	GP	W	L	OT	SA	GA	GAA	SV	SV%	SO	A	PIM	MIN
32	NIKLAS BACKSTROM	41	23	8	6	1,028	73	1.97	955	.929	5	1	2	2,227
35	MANNY FERNANDEZ	44	22	16	1	1,158	103	2.55	1,055	.911	2	0	12	2,421
29	JOSH HARDING*	7	3	2	1	174	7	1.16	167	.960	1	0	0	361

* Rookie

2006-07 MINNESOTA WILD



GAME	DATE	OPPONENT	RESULT	W	L	OT	RECORD	PTS	DIVISION/ CONF. RANK	WILD GOALS (BY #)	WILD GOALTENDERS	ATT.
1	10/5	COLORADO	3-2	W		(OT)	1-0-0	2	t-1st/t-1st	92, 10, 28	Fernandez	*18,568
2	10/7	NASHVILLE	6-5	W			2-0-0	4	1st/t-1st	38p, 10p, 21p, 9p, 28p, 12	Fernandez/BACKSTROM	*18,568
3	10/10	VANCOUVER	2-1	W		(SO)	3-0-0	6	1st/t-1st	12p	Fernandez	*18,064
4	10/12	WASHINGTON	3-2	W		(SO)	4-0-0	8	1st/1st	5p, 5p	Fernandez	*18,064
5	10/14	COLUMBUS	5-0	W			5-0-0	10	1st/1st	12, 3, 10p, 9, 12p	Fernandez	*18,568
6	10/18	@Los Angeles	2-1	W		(OT)	6-0-0	12	1st/1st	12, 10	Fernandez	14,617
7	10/20	@Anaheim	1-2	L			6-1-0	12	1st/t-1st	96	Fernandez	13,430
8	10/21	@San Jose	4-1	W			7-1-0	14	1st/t-1st	21, 19, 37, 12	Fernandez	17,496
9	10/25	LOS ANGELES	3-1	W			8-1-0	16	1st/t-1st	12, 12, 28p	Fernandez	*18,568
10	10/27	ANAHEIM	3-2	W		(SO)	9-1-0	18	1st/1st	55, 12	Fernandez	*18,568
11	10/29	@Colorado	1-4	L			9-2-0	18	1st/2nd	38p	Fernandez	17,615
12	11/2	VANCOUVER	5-2	W			10-2-0	20	1st/2nd	28p, 12s, 55, 11p, 92p	Fernandez/BACKSTROM	*18,568
13	11/4	NASHVILLE	3-4	L			10-3-0	20	1st/2nd	33, 38, 21p	Fernandez	*18,568
14	11/7	@San Jose	1-3	L			10-4-0	20	1st/3rd	28	Fernandez	17,233
15	11/11	@Los Angeles	3-2	W		(SO)	11-4-0	22	1st/3rd	12p, 26	Fernandez	17,479
16	11/12	@Anaheim	2-3	L			11-5-0	22	1st/3rd	96, 96	Backstrom	16,306
17	11/14	@Arizona	3-4	L			11-6-0	22	1st/3rd	38, 21, 37	Fernandez	12,002
18	11/16	@Nashville	7-6	W		(SO)	12-6-0	24	1st/3rd	37s, 9p, 11, 19, 38p, 8	Fernandez/BACKSTROM	12,759
19	11/18	COLORADO	1-2	L		(SO)	12-6-1	25	1st/3rd	9p	Backstrom	*18,568
20	11/20	@Ottawa	3-5	L			12-7-1	25	1st/3rd	11, 12, 9s	Fernandez	18,094
21	11/22	@Montreal	2-4	L			12-8-1	25	t-1st/t-3rd	19, 11	Backstrom	21,273
22	11/24	ARIZONA	4-0	W			13-8-1	27	1st/3rd	96p, 21, 11s, 92p	Backstrom	*18,568
23	11/25	@Columbus	3-5	L			13-9-1	27	t-1st/t-3rd	11, 96p, 19	Backstrom/FERNANDEZ	15,493
24	11/29	SAN JOSE	1-2	L			13-10-1	27	2nd/7th	18	Fernandez	*18,568
25	12/1	DETROIT	0-3	L			13-11-1	27	2nd/7th	-	Fernandez	*18,568
26	12/2	@Dallas	3-4	L		(SO)	13-11-2	28	2nd/7th	33, 12, 9	Backstrom	17,027
27	12/5	CHICAGO	3-2	W		(SO)	14-11-2	30	t-1st/t-3rd	28, 12	Fernandez	*18,568
28	12/7	CALGARY	3-2	W		(SO)	15-11-2	32	t-1st/t-3rd	9p, 12p	Fernandez	*18,568
29	12/9	CHICAGO	5-4	W		(OT)	16-11-2	34	t-1st/t-3rd	21p, 38, 9p, 21p, 21	Fernandez	*18,568
30	12/12	@Calgary	2-5	L			16-12-2	34	2nd/7th	11s, 28p	FERNANDEZ/Backstrom	19,289
31	12/14	@Edmonton	1-3	L			16-13-2	34	2nd/7th	28	Fernandez	16,839
32	12/16	@Vancouver	1-2	L			16-14-2	34	5th/9th	38	Backstrom	18,630
33	12/19	VANCOUVER	5-2	W			17-14-2	36	t-2nd/t-7th	38, 12, 92, 21, 92	Fernandez	*18,568
34	12/22	@Detroit	1-3	L			17-15-2	36	t-3rd/t-9th	19	Fernandez	20,066
35	12/23	DETROIT	3-2	W			18-15-2	38	t-2nd/t-7th	9s, 21, 96	Fernandez	*18,568
36	12/26	@Toronto	3-4	L			18-16-2	38	t-3rd/t-9th	26, 37, 12p	Fernandez	19,355
37	12/27	@Detroit	1-3	L			18-17-2	38	t-3rd/t-9th	38	Backstrom	20,066
38	12/29	COLUMBUS	4-3	W		(OT)	19-17-2	40	t-2nd/t-7th	12p, 38p, 12p, 37	Fernandez	*18,568
39	12/31	ANAHEIM	4-3	W			20-17-2	42	t-2nd/t-7th	96p, 12p, 96p, 21	Fernandez	*18,568
40	1/2	ATLANTA	5-1	W			21-17-2	44	t-1st/t-3rd	12p, 21, 21, 96, 96p	Fernandez	*18,568
41	1/4	TAMPA BAY	2-3	L			21-18-2	44	t-2nd/t-7th	21, 38	Fernandez	*18,568
42	1/7	COLORADO	1-2	L		(SO)	21-18-3	45	3rd/8th	9	Fernandez	*18,568
43	1/9	@Calgary	0-3	L			21-19-3	45	4th/9th		Backstrom	19,289
44	1/11	@Vancouver	5-2	W			22-19-3	47	3rd/8th	10p, 12, 92p, 10, 37	Fernandez	18,630
45	1/12	@Edmonton	4-2	W			23-19-3	49	t-2nd/t-7th	10, 12, 3, 10	Fernandez	16,839
46	1/14	@Chicago	4-3	W		(SO)	24-19-3	51	t-2nd/t-7th	96, 10s, 37	Fernandez	11,091
47	1/16	EDMONTON	1-2	L			24-20-3	51	3rd/8th	37	Fernandez	*18,568
48	1/19	@Chicago	3-0	W			25-20-3	53	3rd/8th	10, 19, 10	Fernandez	12,333
49	1/20	DALLAS	1-2	L		(SO)	25-20-4	54	3rd/8th	9	Fernandez/BACKSTROM	*18,568
50	1/26	CALGARY	2-1	W		(SO)	26-20-4	56	3rd/8th	12p	Backstrom	*18,568
51	1/27	@Columbus	2-3	L			26-21-4	56	3rd/8th	12p, 11	Fernandez	18,136
52	1/30	@St. Louis	5-2	W			27-21-4	58	3rd/8th	96, 96, 38p, 38, 11	Fernandez	10,445
53	2/1	@Colorado	5-3	W			28-21-4	60	t-2nd/t-7th	9p, 96, 10, 10, 9	Backstrom	17,286
54	2/3	@Arizona	1-0	W			29-21-4	62	t-2nd/t-7th	10	Backstrom	17,115
55	2/6	@Dallas	2-4	L			29-22-4	62	3rd/8th	33, 11	Backstrom	17,660
56	2/8	FLORIDA	4-2	W			30-22-4	64	t-2nd/t-7th	21, 28, 38p, 8p	Backstrom	*18,568
57	2/10	CAROLINA	5-4	W			31-22-4	66	t-1st/t-3rd	21, 96, 10p, 10p, 38	Backstrom	*18,568
58	2/14	VANCOUVER	2-3	L		(OT)	31-22-5	67	3rd/8th	38, 10	Backstrom	*18,568
59	2/17	@Nashville	4-1	W			32-22-5	69	3rd/8th	38p, 10p, 96, 92	Backstrom	17,113
60	2/18	@St. Louis	3-5	L			32-23-5	69	3rd/8th	18, 10p, 38	BACKSTROM/Harding	13,721
61	2/20	DALLAS	2-1	W		(SO)	33-23-5	71	2nd/7th	12p	Backstrom	*18,568
62	2/22	@Colorado	4-3	W			34-23-5	73	2nd/t-6th	18, 17, 28p, 9	Backstrom	18,007
63	2/25	EDMONTON	4-1	W			35-23-5	75	2nd/7th	28, 8p, 10, 96	Backstrom	*18,568
64	2/28	@Calgary	1-2	L		(SO)	35-23-6	76	3rd/8th	38p	Backstrom/HARDING	19,289
65	3/1	@Edmonton	5-0	W			36-23-6	78	2nd/t-6th	38, 10p, 92, 10, 38p	Harding	16,839
66	3/4	@Vancouver	3-4	L		(SO)	36-23-7	79	t-2nd/t-7th	92, 10, 5p	Backstrom	18,630
67	3/6	SAN JOSE	0-3	L			36-24-7	79	3rd/8th	-	BACKSTROM/Fernandez	*18,568
68	3/8	@Boston	2-1	W			37-24-7	81	2nd/t-6th	12, 96	Backstrom	13,709
69	3/9	@Buffalo	5-1	W			38-24-7	83	2nd/t-5th	11, 11, 38, 3, 28s	Harding	18,690
70	3/11	COLORADO	3-2	W		(OT)	39-24-7	85	2nd/7th	9p, 9, 8	Backstrom	*18,568
71	3/13	@Vancouver	3-2	W		(OT)	40-24-7	87	2nd/7th	9, 12, 8	Backstrom	18,630
72	3/15	@Edmonton	2-1	W			41-24-7	89	2nd/7th	21, 10	Backstrom	16,839
73	3/17	@Calgary	4-2	W			42-24-7	91	2nd/t-5th	10p, 19, 12, 38	Backstrom	19,289
74	3/20	ARIZONA	3-2	W			43-24-7	93	2nd/5th	38, 28p, 10	Backstrom	*18,568
75	3/22	ST. LOUIS	5-1	W			44-24-7	95	2nd/6th	38, 12, 10, 10p, 9p	Backstrom	*18,568
76	3/24	LOS ANGELES	4-1	W			45-24-7	97	1st/3rd	8, 12p, 96, 9	Harding	*18,568
77	3/27	CALGARY	0-1	L		(OT)	45-24-8	98	2nd/7th	-	Backstrom	*18,568
78	3/29	CALGARY	2-4	L			45-25-8	98	2nd/7th	8p, 21p	Backstrom/HARDING	*18,568
79	3/31	@Colorado	1-2	L			45-26-8	98	2nd/7th	10p	Harding	17,192
80	4/3	EDMONTON	3-0	W			46-26-8	100	2nd/7th	9p, 26, 92p	Backstrom	*18,568
81	4/5	EDMONTON	3-0	W			47-26-8	102	2nd/7th	21, 3, 10	Backstrom	*18,568
82	4/7	ST. LOUIS	5-1	W			48-26-8	104	2nd/7th	96, 92, 37, 17, 17p	Backstrom	*18,568



2005-06 MINNESOTA WILD



#	POS	PLAYER	GP	TOI/G	G	A	PTS	+/-	PIM	PPG	SHG	GWG	SOG	SH%
12	LW	BRIAN ROLSTON	82	20:21	34	45	79	+14	50	15	5	7	293	11.6
10	RW	MARIAN GABORIK	65	18:26	38	28	66	+6	64	10	2	7	252	15.1
96	RW	PIERRE-MARC BOUCHARD	80	15:15	17	42	59	+3	28	7	0	3	118	14.4
28	C	TODD WHITE	61	17:12	19	21	40	-1	18	5	0	0	109	17.4
25	C	RANDY ROBITAILLE	67	14:44	12	28	40	-5	54	7	0	2	112	10.7
37	C	WES WALZ	82	16:30	19	18	37	+7	61	1	1	0	127	15.0
32	C	MARC CHOQUINARD	74	12:59	14	16	30	+1	34	6	2	3	112	12.5
26	D	MICHAEL FOSTER*	58	19:13	10	18	28	-3	60	6	0	2	124	8.1
9	RW	ALEXANDRE DAIGLE	46	12:59	5	23	28	-6	12	2	0	1	59	8.5
11	LW	PASCAL DUPUIS	67	16:30	10	16	26	-10	40	4	0	2	151	6.6
17	D	FILIP KUBA	65	21:46	6	19	25	0	44	1	1	1	69	8.7
21	C	MIKKO KOIVU*	64	13:17	6	15	21	-9	40	3	0	0	96	6.3
41	D	MARTIN SKOULA	78	20:49	5	16	21	+6	46	3	0	1	92	5.4
20	D	ANDREI ZYUZIN	57	18:53	7	11	18	-12	50	4	0	1	80	8.8
34	D	DANIEL TJARNQVIST	60	19:46	3	15	18	-11	32	3	0	1	54	5.6
17	LW	STEPHANE VEILLEUX	71	12:58	7	9	16	-13	63	0	0	1	87	8.0
8	D	BRENT BURNS	72	14:07	4	12	16	-7	32	1	0	1	73	5.5
55	D	NICK SCHULTZ	79	17:58	2	12	14	+2	43	0	0	0	45	4.4
27	RW	KYLE WANVIG	51	10:39	4	8	12	-8	64	1	0	0	55	7.3
18	RW	MATTIAS WEINHANDL	68	14:43	4	7	11	-4	24	0	0	0	57	7.0
24	LW	DEREK BOOGAARD*	65	5:23	2	4	6	+2	158	0	0	1	15	13.3
83	RW	MATT FOY*	19	10:59	2	3	5	-4	16	1	0	0	21	9.5
36	D	ALEX HENRY	63	11:26	0	5	5	-4	73	0	0	0	41	0.0
7	C	ERIK WESTRUM	10	10:48	0	1	1	-1	2	0	0	0	16	0.0
23	D	SCOTT FERGUSON	15	9:11	0	0	0	-3	22	0	0	0	6	0.0
56	D	ERIK REITZ*	5	13:09	0	0	0	-2	4	0	0	0	0	0.0
44	LW	ANDREI NAZAROV	2	4:48	0	0	0	-1	6	0	0	0	0	0.0

#	GOALTENDER	GP	W	L	OT	SA	GA	GAA	SV	SV%	SO	A	PIM	MIN
35	MANNY FERNANDEZ	58	30	18	7	1612	130	2.29	1482	.919	1	3	6	3,411
29	JOSH HARDING*	3	2	1	0	83	8	2.59	75	.904	1	0	0	185

* Rookie



2005-06 MINNESOTA WILD

GAME	DATE	OPPONENT	RESULT	W	L	OT	RECORD	PTS	DIVISION/ CONF. RANK	WILD GOALS (BY #)	WILD GOALTENDERS	ATT.
1	10/5	Calgary	6-3	W			1-0-0	2	t-1st/t-1st	32, 8p, 27p, 32, 28, 32	Rolosen	*19,398
2	10/8	@Arizona	1-2	L			1-1-0	2	t-3rd/t-6th	25p	Rolosen	17,799
3	10/9	@Los Angeles	1-2	L	(OT)		1-1-1	3	t-2nd/t-7th	37	Fernandez	17,725
4	10/12	Vancouver	6-0	W			2-1-1	5	t-2nd/t-5th	20p, 32, 83p, 96p, 83, 12	Rolosen	*18,568
5	10/14	Vancouver	3-5	L			2-2-1	5	t-3rd/t-8th	37, 96p, 12p	Rolosen	*18,568
6	10/16	Anaheim	4-1	W			3-2-1	7	2nd/6th	12p, 17p, 96, 27	Fernandez	*18,568
7	10/19	San Jose	6-1	W			4-2-1	9	2nd/5th	2, 24, 32s, 96, 28, 17	Fernandez	*18,064
8	10/22	@St. Louis	3-2	W			5-2-1	11	2nd/5th	12p, 20p, 32	Fernandez	13,903
9	10/23	@Chicago	2-4	L			5-3-1	11	2nd/5th	10p, 10	Rolosen	11,368
10	10/25	Vancouver	1-3	L			5-4-1	11	2nd/5th	9p	Fernandez	*18,568
11	10/28	@Columbus	1-2	L	(SO)		5-4-2	12	2nd/5th	96	Rolosen	15,669
12	10/29	Columbus	3-1	W			6-4-2	14	2nd/5th	28p, 8, 28	Fernandez	*18,568
13	11/1	@Calgary	0-3	L			6-5-2	14	2nd/6th		Fernandez	19,289
14	11/2	@Vancouver	1-2	L			6-6-2	14	2nd/7th	25	Rolosen	18,630
15	11/5	@San Jose	3-1	W			7-6-2	16	t-3rd/t-8th	12p, 12, 12	Rolosen	17,496
16	11/6	@Anaheim	4-3	W	(SO)		8-6-2	18	2nd/5th	12s, 21, 19	Fernandez	14,053
17	11/8	Arizona	2-4	L			8-7-2	18	t-2nd/8th	34p, 17s	ROLOSON, Fernandez	*18,568
18	11/11	@Detroit	1-3	L			8-8-2	18	5th/t-9th	25p	Fernandez	20,066
19	11/14	@Calgary	2-3	L			8-9-2	18	5th/t-10th	21, 25p	Rolosen	19,289
20	11/19	Nashville	4-2	W			9-9-2	20	5th/10th	26, 19, 26, 12p	Fernandez	*18,568
21	11/23	Edmonton	3-4	L			9-10-2	20	5th/10th	10p, 11p, 11	Rolosen	*18,568
22	11/25	St. Louis	5-3	W			10-10-2	22	5th/10th	37, 10, 26, 96, 96p	Fernandez	*18,568
23	11/30	Columbus	2-3	L	(SO)		10-10-3	23	5th/11th	21p, 25	Fernandez	*18,568
24	12/1	@Nashville	1-2	L			10-11-3	23	5th/11th	25p	Rolosen	10,135
25	12/3	@New Jersey	2-3	L	(SO)		10-11-4	24	5th/11th	12p, 20	Fernandez	14,103
26	12/5	@NY Rangers	1-3	L			10-12-4	24	5th/13th	11	Rolosen	18,200
27	12/8	@Pittsburgh	5-0	W			11-12-4	26	5th/12th	10, 9, 37, 12, 9p	Fernandez	14,627
28	12/10	@Philadelphia	2-3	L			11-13-4	26	5th/12th	55, 28p	Fernandez	19,592
29	12/11	Buffalo	2-3	L			11-14-4	26	5th/12th	21p, 12	Rolosen	*18,568
30	12/13	@NY Islanders	4-3	W			12-14-4	28	5th/12th	2, 10, 10p, 32	Fernandez	10,686
31	12/15	Boston	2-3	L			12-15-4	28	5th/12th	12p, 25p	Fernandez	*18,568
32	12/17	Montreal	4-3	W	(OT)		13-15-4	30	5th/12th	12, 28, 12p, 26p	Rolosen	*18,568
33	12/19	Dallas	2-1	W			14-15-4	32	5th/t-11th	28, 10	Fernandez	*18,568
34	12/22	@Colorado	3-4	L			14-16-4	32	5th/t-11th	8, 20p, 21	Rolosen	18,007
35	12/23	Colorado	5-3	W			15-16-4	34	5th/t-10th	19, 8, 28, 10, 32p	Fernandez	*18,568
36	12/26	@Edmonton	4-1	W			16-16-4	36	5th/t-10th	11p, 10, 12s, 28	Fernandez	16,839
37	12/28	@Edmonton	4-2	W			17-16-4	38	5th/t-10th	25, 10, 12p, 10	Fernandez	16,839
38	12/29	@Calgary	2-4	L			18-17-4	38	5th/t-10th	27, 11	Rolosen	19,289
39	12/31	Vancouver	4-3	W			19-17-4	40	5th/t-10th	28, 37, 26p, 25p	Fernandez	*18,568
40	1/3	@Detroit	4-2	W			19-17-4	42	5th/t-9th	20, 17, 12, 9	Rolosen	20,066
41	1/5	Colorado	2-4	L			19-18-4	42	5th/t-9th	34p, 28	ROLOSON, Fernandez	*18,568
42	1/7	Anaheim	4-1	W			20-18-4	44	5th/9th	24, 25, 10, 28p	Fernandez	*18,568
43	1/9	Dallas	1-2	L			20-19-4	44	5th/10th	25	Fernandez	*18,568
44	1/14	Calgary	1-4	L			20-20-4	44	5th/12th	26p	Fernandez	*18,568
45	1/16	Ottawa	1-6	L			20-21-4	44	5th/12th	17	Rolosen	*18,568
46	1/18	Toronto	5-3	W			21-21-4	46	5th/t-11th	26p, 37, 32p, 10, 32s	Fernandez	*18,568
47	1/20	Chicago	4-1	W			22-21-4	48	5th/t-11th	27, 10p, 27, 25p	Fernandez	10,504
48	1/22	@Chicago	3-2	W			23-21-4	50	5th/t-10th	37p, 12, 12	Fernandez	*18,568
49	1/24	Arizona	3-2	W			24-21-4	52	5th/t-9th	10, 12, 12s	Fernandez	*18,568
50	1/26	Nashville	5-1	W			25-21-4	54	5th/t-9th	19, 9, 96, 28, 10	Fernandez	17,153
51	1/27	@Columbus	3-4	L			25-22-4	54	5th/10th	96p, 28, 28p	Rolosen	*18,568
52	1/30	Detroit	4-5	L			25-23-4	54	5th/11th	10, 28, 20, 17	Fernandez, ROLOSON	18,007
53	1/31	@Colorado	2-3	L			25-24-4	54	5th/11th	12, 10	Fernandez	15,226
54	2/2	@San Jose	3-2	W	(SO)		26-24-4	56	5th/t-11th	25p, 10	Fernandez	17,658
55	2/4	@Arizona	6-4	W			27-24-4	58	5th/10th	37, 10, 28p, 10, 97, 37	Fernandez	*18,568
56	2/7	Los Angeles	5-1	W			28-24-4	60	5th/10th	12p, 11p, 10p, 11p, 10p	Fernandez	*18,568
57	2/9	Colorado	1-2	L			28-25-4	60	5th/10th	28	Fernandez	16,839
58	2/10	@Edmonton	6-3	W			29-25-4	62	5th/10th	32, 96p, 96, 11, 20p, 37	Rolosen	18,630
59	2/12	@Vancouver	2-3	L	(OT)		29-25-5	63	5th/10th	37, 11	Fernandez	18,007
60	2/28	@Colorado	2-4	L			29-26-5	63	5th/11th	96p, 10p	Fernandez	18,118
61	3/2	@Los Angeles	2-3	L			29-27-5	63	5th/11th	10, 10	Fernandez	17,048
62	3/3	@Anaheim	2-4	L			29-28-5	63	5th/11th	28, 10	Rolosen	*18,568
63	3/5	Colorado	5-3	W			30-28-5	65	5th/10th	37, 37, 55, 10s, 12p	Fernandez	*18,568
64	3/7	Los Angeles	2-3	L	(OT)		30-28-6	66	5th/10th	37, 37	Fernandez	14,609
65	3/10	@St. Louis	1-2	L	(OT)		30-28-7	67	5th/11th	10	Fernandez	*18,568
66	3/12	Edmonton	4-3	W			31-28-7	69	5th/11th	12p, 12p, 41, 96p	Fernandez	*18,568
67	3/14	Edmonton	1-2	L			31-29-7	69	5th/11th	26p	Fernandez	*18,568
68	3/19	Calgary	2-3	L			31-30-7	69	5th/11th	32p, 37	Fernandez	*18,568
69	3/21	Calgary	3-1	W			32-30-7	71	5th/11th	10p, 12s, 10	Fernandez	*18,568
70	3/22	@Dallas	2-4	L			32-31-7	71	5th/11th	10p, 12p	Fernandez	*18,568
71	3/25	San Jose	1-5	L			32-32-7	71	5th/11th	12	Fernandez	16,839
72	3/28	@Edmonton	3-2	W			33-32-7	73	5th/11th	37s, 96, 12	Fernandez	18,630
73	3/29	@Vancouver	1-2	L			33-33-7	73	5th/11th	12	Fernandez	18,630
74	3/31	@Vancouver	2-1	(SO)			34-33-7	75	5th/11th	32p	Fernandez	*18,568
75	4/2	Detroit	2-3	L			34-34-7	75	5th/12th	96, 10p	Fernandez	*18,



2003-04 MINNESOTA WILD



#	POS	PLAYER	GP	TOI/G	G	A	PTS	+/-	PIM	PP	SH	GW	GTG	SOG	SH%
9	RW	ALEXANDRE DAIGLE	78	15:10	20	31	51	-4	14	6	0	3	0	145	13.8
15	LW	ANDREW BRUNETTE	82	15:32	15	34	49	3	12	7	0	3	1	90	16.7
10	RW	MARIAN GABORIK	65	18:17	18	22	40	10	20	3	0	4	0	220	8.2
33	C	SERGEI ZHOLTOK	59	16:13	13	16	29	4	19	3	0	3	1	115	11.3
24	LW	ANTTI LAAKSONEN	77	16:03	12	14	26	0	20	0	1	1	0	100	12.0
11	LW	PASCAL DUPUIS	59	15:48	11	15	26	5	20	2	0	1	0	127	8.7
18	RW	RICHARD PARK	73	16:30	13	12	25	0	28	4	0	1	1	142	9.2
37	C	WES WALZ	57	16:18	12	13	25	5	32	0	3	2	0	70	17.1
34	C	JIM DOWD	55	14:07	4	20	24	6	38	2	0	2	0	41	9.8
17	D	FILIP KUBA	77	24:06	5	19	24	-7	28	2	1	2	0	114	4.4
96	LW	PIERRE-MARC BOUCHARD	61	14:00	4	18	22	-7	22	2	0	0	0	60	6.7
32	C	MARC CHOUINARD	45	15:58	11	10	21	4	17	3	1	2	0	70	15.7
20	D	ANDREI ZYUZIN	65	20:22	8	13	21	4	48	4	0	1	1	104	7.7
28	C	JASON WIEMER	62	13:57	7	11	18	-6	106	1	0	0	2	89	7.9
55	D	NICK SCHULTZ	79	20:19	6	10	16	12	16	1	0	0	1	72	8.3
2	D	WILLIE MITCHELL	70	22:36	1	13	14	12	83	0	0	0	0	58	1.7
19	LW	STEPHANE VEILLEUX	19	14:20	2	8	10	0	20	1	1	1	0	37	5.4
25	C	RICKARD WALLIN*	15	14:20	5	4	9	1	14	3	0	1	0	16	31.3
26	LW	CHRISTOPH BRANDNER	35	13:20	4	5	9	-2	8	1	0	0	0	50	8.0
12	LW	MATT JOHNSON	57	6:27	7	1	8	4	177	0	0	1	0	21	33.3
21	RW	ERIC CHOUINARD	48	13:36	3	4	7	-7	6	0	0	1	0	45	6.7
36	D	ALEX HENRY	71	14:53	2	4	6	4	106	0	0	0	0	37	5.4
8	RW	BRENT BURNS*	36	13:29	1	5	6	-10	12	0	0	0	0	34	2.9
6	D	JASON MARSHALL	12	15:36	1	4	5	-1	18	1	0	0	0	16	6.3
5	D	BRAD BOMBARDIR	56	20:14	1	2	3	-10	21	0	0	1	0	38	2.6
6	D	ZBYNEK MICHALEK*	22	14:13	1	1	2	-7	4	0	0	0	0	17	5.9
4	D	BRAD BROWN	30	9:41	0	1	1	-1	54	0	0	0	0	14	0.0
14	C	DARBY HENDRICKSON	14	14:12	1	0	1	-7	6	0	0	0	0	14	7.1
71	D	TRAVIS ROCHE*	5	16:07	0	1	1	-3	0	0	0	0	0	5	.0
27	RW	KYLE WANVIG*	6	13:48	0	1	1	-2	10	0	0	0	0	16	.0

#	GOALTENDER	GP	W	L	T	SA	GA	GAA	SV	SV%	SO	A	PIM	MIN
30	DWAYNE ROLOSON	48	19	18	11	1,323	89	1.88	1,234	.933	5	1	8	2,847
35	MANNY FERNANDEZ	37	11	14	9	1,056	90	2.49	966	.915	2	0	2	2,166

* Rookie




2003-04 MINNESOTA WILD

GAME	DATE	OPPONENT	RESULT	W	L	T	OTL	RECORD	PTS	DIVISION/ CONF. RANK	WILD GOALS (BY #)	WILD GOALTENDERS	ATT.
1	10/8	@Chicago	0-1	L				0-1-0-0	0	5th/15th	-	Roloson	13,903
2	10/10	N.Y. Rangers	5-3	W				1-1-0-0	2	4th/8th	96,17,12,5,9	Fernandez	*18,568
3	10/12	San Jose	2-3	L				1-2-0-0	2	5th/11th	26.8	ROLOSON, Fernandez	*18,568
4	10/16	Colorado	2-5	L				1-3-0-0	2	5th/14th	9p,14	Fernandez	*18,568
5	10/18	Vancouver	2-2	T				1-3-1-0	3	5th/14th	34p,12	Roloson	*18,568
6	10/19	@Dallas	1-3	L				1-4-1-0	3	5th/14th	26p	Fernandez	18,213
7	10/21	Calgary	2-3	L				1-5-1-0	3	5th/15th	18,20p	Roloson	*18,064
8	10/24	@Florida	4-3	W				2-5-1-0	5	5th/14th	18,24,9p,37	Roloson	15,539
9	10/25	@Tampa Bay	2-3	L				2-6-1-0	5	5th/14th	96p,32p	Fernandez	16,223
10	10/28	@Buffalo	3-1	W				3-6-1-0	7	5th/11th	37s,9p,15p	Fernandez	11,919
11	10/30	Atlanta	3-2	W				4-6-1-0	9	4th/10th	15p,37,17p	Fernandez	*18,064
12	11/1	Washington	2-1	W				5-6-1-0	11	3rd/7th	37,15p	Roloson	*18,568
13	11/4	@Colorado	4-4	T				5-6-2-0	12	3rd/7th	24,15,26,24	Fernandez	18,007
14	11/7	@Calgary	3-0	W				6-6-2-0	14	3rd/7th	32,18p,11	Roloson	13,839
15	11/8	@Vancouver	3-4	L				6-7-2-0	14	3rd/7th	11,10,9	Fernandez,ROLOSON	18,630
16	11/11	Vancouver	1-0	W				7-7-2-0	16	3rd/6th	33	Roloson	*18,568
17	11/13	Edmonton	0-2	L				7-8-2-0	16	4th/9th	-	Roloson	*18,568
18	11/15	Detroit	1-1	T				7-8-3-0	17	4th/8th	15p	Roloson	*18,568
19	11/19	@Pittsburgh	6-2	W				8-8-3-0	19	4th/8th	24,33,24,10,9,11	Roloson	10,957
20	11/20	@Philadelphia	1-3	L				8-9-3-0	19	4th/9th	9	Fernandez	19,148
21	11/22	Detroit	2-5	L				8-10-3-0	19	4th/7th	18p,9	Roloson	*18,568
22	11/26	Dallas	1-3	L				8-11-3-0	19	5th/13th	28	Fernandez	*18,568
23	11/28	San Jose	1-2	L				8-12-3-0	19	5th/14th	15	Roloson	*18,568
24	11/30	Anaheim	1-1	T				8-12-4-0	20	5th/13th	37	Fernandez	*18,568
25	12/3	@Edmonton	1-0	W				9-12-4-0	22	5th/13th	10p	Fernandez	16,198
26	12/5	@Calgary	1-2	L				9-13-4-0	22	5th/13th	11	Fernandez	14,669
27	12/6	@Vancouver	1-1	T				9-13-5-0	23	5th/13th	26	Roloson	18,630
28	12/9	Calgary	2-1	W				10-13-5-0	25	5th/13th	20,11p	Fernandez	*18,568
29	12/11	Toronto	0-1	L				10-14-5-0	25	5th/13th	-	Roloson	*18,568
30	12/13	Buffalo	3-2	W				11-14-5-0	27	5th/13th	28,24,34	Fernandez	*18,568
31	12/15	@Arizona	5-2	W				12-14-5-0	29	4th/12th	28p,12,15,37,9	Roloson	13,462
32	12/17	@Colorado	3-2	W				13-14-5-0	31	4th/9th	11,17p,33	Roloson	18,007
33	12/18	@Edmonton	1-1	T				13-14-6-0	32	4th/9th	33p	Fernandez	16,145
34	12/20	Columbus	5-2	W				14-14-6-0	34	4th/8th	37s,12,20,37,33	Roloson	*18,568
35	12/23	Nashville	3-3	T				14-14-7-0	35	4th/9th	10,18,25	Fernandez	*18,568
36	12/26	@Detroit	2-2	T				14-14-8-0	36	4th/10th	10,37	Roloson	20,066
37	12/29	@Calgary	2-2	T				14-14-9-0	37	4th/10th	11,18p	Roloson	16,279
38	12/30	@Edmonton	2-2	T				14-14-10-0	38	4th/10th	2,55	Fernandez	16,839
39	1/2	Edmonton	1-2	L				14-15-10-0	38	4th/11th	12	Roloson	*18,568
40	1/4	@Colorado	1-3	L				14-16-10-0	38	4th/11th	28	Fernandez	18,007
41	1/5	@St. Louis	1-1	T				14-16-11-0	39	4th/11th	20	Roloson	19,411
42	1/7	Chicago	7-4	W				15-16-11-0	41	4th/11th	28,21,55,18,21,11,24	Fernandez,ROLOSON	*18,568
43	1/9	Arizona	0-2	L				15-17-11-0	41	4th/11th	-	Roloson	*18,568
44	1/12	Nashville	3-3	T				15-17-12-0	42	4th/11th	18,17s,33	Fernandez	*18,568
45	1/14	Los Angeles	2-2	T				15-17-13-0	43	4th/11th	15p,55	Roloson	*18,568
46	1/16	Pittsburgh	4-2	W				16-17-13-0	45	4th/11th	15,9,17,24	Roloson	*18,568
47	1/17	@St. Louis	2-2	T				16-17-14-0	46	4th/11th	96,55p	Fernandez	19,530
48	1/19	@Nashville	0-2	L				16-18-14-0	46	4th/11th	-	Fernandez	11,572
49	1/21	Chicago	4-2	W				17-18-14-0	48	4th/10th	11,18,34,18	Roloson	*18,568
50	1/23	@Anaheim	2-6	L				17-19-14-0	48	4th/11th	9p,9p	Roloson	17,174
51	1/24	@San Jose	0-4	L				17-20-14-0	48	4th/11th	-	Fernandez	17,496
52	1/26	@Los Angeles	2-2	T				17-20-15-0	49	4th/11th	18p,34p	Roloson	18,118
53	1/29	Montreal	2-3	OTL				17-20-15-1	50	4th/11th	23p,24	Roloson	*18,568
54	1/31	@Columbus	1-2	OTL				17-20-15-2	51	4th/11th	33	Roloson	18,136
55	2/2	St. Louis	4-0	W				18-20-15-2	53	4th/10th	37,33,11,37s	Roloson	*18,064
56	2/4	@NY Rangers	4-3	W				19-20-15-2	55	4th/10th	24,33p,33p,10	Roloson	18,200
57	2/10	Los Angeles	1-3	L				19-21-15-2	55	4th/10th	15p	Roloson	*18,568
58	2/13	Edmonton	3-0	W				20-21-15-2	57	4th/10th	33,32,11p	Roloson	*18,568
59	2/15	Calgary	1-2	L				20-22-15-2	57	4th/10th	33	Roloson	*18,568
60	2/17	@New Jersey	4-4	T				20-22-16-2	58	4th/10th	10,33,10,10p	Fernandez	12,426
61	2/19	Vancouver	6-2	W				21-22-16-2	60	4th/10th	32,24s,15,32,36,10	Roloson	*18,568
62	2/22	Colorado	1-3	L				21-23-16-2	60	5th/11th	32	Roloson	*18,568
63	2/26	@Nashville	0-4	L				21-24-16-2	60	5th/12th	-	Fernandez	13,033
64	2/27	@Dallas	1-3	L				21-25-16-2	60	5th/12th	15	Fernandez	18,532
65	2/29	Carolina	3-3	T				21-25-17-2	61	5th/12th	20p,20,10	Fernandez	*18,568
66	3/3	@Anaheim	0-2	L				21-26-17-2	61	5th/12th	-	Fernandez	12,747
67	3/4	@Los Angeles	1-1	T				21-26-18-2	62	5th/12th	28	Roloson	18,118
68	3/7	@Arizona	1-1	T				21-26-19-2	63	5th/12th	15	Roloson	14,603
69	3/9	@San Jose	4-3	W				22-26-19-2	65	5th/12th	12,15,6,9	Fernandez	14,703
70	3/10	@Vancouver	1-1	T				22-26-20-2	66	5th/12th	15p	Roloson	18,



2002-03 MINNESOTA WILD



#	POS	PLAYER	GP	TOI/G	G	A	PTS	+/-	PIM	PP	SH	GW	GTG	SOG	SH%
10	LW	MARIAN GABORIK	81	17:24	30	35	65	12	46	5	1	8	0	280	10.7
11	LW	PASCAL DUPUIS	80	17:30	20	28	48	17	44	6	0	4	1	183	10.9
7	C	CLIFF RONNING	80	17:25	17	31	48	-6	24	8	0	5	0	171	9.9
15	LW	ANDREW BRUNETTE	82	14:29	18	28	46	-10	30	9	0	2	3	97	18.5
33	RW	SERGEI ZHOLTOK	78	16:36	16	26	42	1	18	3	0	2	2	153	10.5
37	C	WES WALZ	80	15:56	13	19	32	11	63	0	0	4	0	115	11.3
24	LW	ANTTI LAAKSONEN	82	15:55	15	16	31	4	26	1	2	4	2	106	14.2
17	D	FILIP KUBA	78	23:56	8	21	29	0	29	4	2	1	0	129	6.2
34	C	JIM DOWD	78	13:03	8	17	25	-1	31	3	1	2	0	79	10.1
18	RW	RICHARD PARK	81	16:36	14	10	24	-3	16	2	2	3	1	149	9.4
96	C	PIERRE-MARC BOUCHARD*	50	13:16	7	13	20	1	18	5	0	1	0	53	13.2
20	D	ANDREI ZYUZIN	67	21:38	4	13	17	-8	36	2	0	0	0	113	3.5
5	D	BRAD BOMBARDIR	58	22:01	1	14	15	15	16	1	0	0	0	55	1.8
2	D	WILLIE MITCHELL	69	21:28	2	12	14	13	84	0	1	1	0	67	3.0
77	D	LUBOMIR SEKERAS	60	18:52	2	9	11	-12	30	1	0	1	0	50	4.0
28	LW	JEREMY STEVENSON	32	10:48	5	6	11	6	69	1	0	1	0	29	17.2
55	D	NICK SCHULTZ	75	18:28	3	7	10	11	23	0	0	1	0	70	4.3
16	RW	BILL MUCKALT	8	13:00	5	3	8	5	6	0	0	0	0	13	38.5
12	L	MATT JOHNSON	60	7:24	3	5	8	-8	201	0	0	1	0	24	12.5
14	C	DARBY HENDRICKSON	28	15:16	1	5	6	-3	8	0	0	0	0	34	2.9
23	D	JASON MARSHALL	45	11:24	1	5	6	4	69	0	0	0	0	40	2.5
4	D	BRAD BROWN	57	9:14	0	1	1	-1	90	0	0	0	0	10	0.0
19	LW	STEPHANE VEILLEUX*	38	12:08	3	2	5	-6	23	1	0	0	0	52	5.8
3	D	LADISLAV BENYSEK	14	11:26	0	0	0	-3	8	0	0	0	0	7	0.0
27	RW	KYLE WANVIG*	7	9:14	1	0	1	0	13	0	0	0	0	5	20.0
25	C	RICKARD WALLIN*	4	7:44	1	0	1	1	0	0	0	1	0	1	100.0
9	LW	HNAT DOMENICHELLI	1	11:11	0	0	0	0	0	0	0	0	0	1	0.0
6	LW	JEAN-GUY TRUDEL	1	5:37	0	0	0	0	2	0	0	0	0	0	0.0
38	D	CURTIS MURPHY	1	8:56	0	0	0	0	0	0	0	0	0	0	0.0

#	GOALTENDER	GP	W	L	T	SA	GA	GAA	SV	SV%	SO	A	PIM	MIN
30	DWAYNE ROLOSON	50	23	16	8	1,334	98	2.00	1,236	.927	4	1	4	2,945
35	MANNY FERNANDEZ	34	19	13	2	972	74	2.24	898	.924	2	1	6	1,979
31	DIETER KOCHAN	1	0	1	0	28	5	5.00	23	.821	0	0	0	60

* Rookie


2002-03 MINNESOTA WILD



GAME	DATE	OPPONENT	RESULT	W	L	T	OTL	RECORD	PTS	DIVISION/ CONF. RANK	WILD GOALS (BY #)	WILD GOALTENDERS	ATT.
1	10/11	Boston	5-1	W				1-0-0-0	2	1st/2nd	18p,37,15,33,34s	Fernandez	*18,568
2	10/12	@ St. Louis	2-2			T		1-0-1-0	3	2nd/5th	7p,15p	Roloson	16,294
3	10/15	Florida	4-1	W				2-0-1-0	5	1st/2nd	16,24s,5p,16	Fernandez	*18,064
4	10/17	Dallas	3-1	W				3-0-1-0	7	1st/1st	10p,10,16	Fernandez	*18,568
5	10/19	Detroit	3-5		L			3-1-1-0	7	2nd/5th	37,16,24	Roloson	*19,344
6	10/22	Calgary	4-3	W				4-1-1-0	9	1st/1st	16,10p,24,7p	Fernandez	*18,064
7	10/24	@ Chicago	3-2	W				5-1-1-0	11	1st/1st	11,15p,15	Roloson	11,137
8	10/26	@ Arizona	6-1	W				6-1-1-0	13	1st/1st	15p,10,11,10,37,15p	Fernandez	10,236
9	10/27	@ Colorado	3-3			T		6-1-2-0	14	1st/1st	19p,11,24	Roloson	18,007
10	10/29	Colorado	3-2	W				7-1-2-0	16	1st/1st	10p,33,77	Fernandez	*18,568
11	10/31	San Jose	2-1	W				8-1-2-0	18	1st/1st	33,33	Roloson	*18,064
12	11/2	Vancouver	2-4		L			8-2-2-0	18	1st/1st	10,7	Fernandez	*18,568
13	11/4	@ Los Angeles	5-2	W				9-2-2-0	20	1st/1st	10p,10s,7,10,24	Roloson	15,693
14	11/7	@ Arizona	1-4		L			9-3-2-0	20	1st/1st	11	FERNANDEZ, Roloson	11,107
15	11/9	@ San Jose	4-2	W				10-3-2-0	22	1st/2nd	7p,10,96p,37	Roloson	17,496
16	11/10	@ Anaheim	0-1		L			10-4-2-0	22	1st/2nd	-	Fernandez	14,070
17	11/12	Edmonton	2-3					10-5-2-0	22	1st/2nd	15,11p	Roloson	*18,064
18	11/14	Pittsburgh	1-1			T		10-5-3-0	23	1st/2nd	18	Fernandez	*18,568
19	11/16	Washington	1-0	W				11-5-3-0	25	1st/2nd	11	Roloson	*18,568
20	11/19	Los Angeles	2-2			T		11-5-4-0	26	1st/2nd	10,33	Roloson	*18,064
21	11/21	@ Washington	4-3	W				12-5-4-0	28	2nd/4th	24,19,15p,11	Roloson	12,838
22	11/23	Nashville	4-2	W				13-5-4-0	30	2nd/3rd	15,10,10p,10	Fernandez	*18,568
23	11/25	Vancouver	1-2		L			13-6-4-0	30	2nd/3rd	15	Fernandez	*18,064
24	11/27	@ Dallas	0-5		L			13-7-4-0	30	2nd/4th	-	Fernandez	18,532
25	11/29	Colorado	2-2			T		13-7-5-0	31	2nd/4th	18p,24	Roloson	*18,568
26	12/3	@ Edmonton	1-2				OTL	13-7-5-1	32	1st/3rd	11	Fernandez	15,527
27	12/5	@ Calgary	1-1			T		13-7-6-1	33	1st/2nd	15	Roloson	14,118
28	12/7	@ Vancouver	4-2	W				14-7-6-1	35	2nd/4th	17p,10,10,10	Roloson	18,422
29	12/10	Tampa Bay	5-3	W				15-7-6-1	37	2nd/4th	96p,18,37,10,2s	Fernandez	*18,064
30	12/12	@ Detroit	3-2	W				16-7-6-1	39	1st/2nd	37,18,25	Roloson	20,058
31	12/14	@ Nashville	1-3		L			16-8-6-1	39	2nd/4th	15p	Fernandez	14,224
32	12/15	Carolina	2-1		L			17-8-6-1	41	2nd/4th	7,17p	Roloson	*18,568
33	12/17	Edmonton	4-3	W				18-8-6-1	43	2nd/3rd	27,10,18,18	Fernandez	*18,568
34	12/19	NY Islanders	2-4		L			18-9-6-1	43	2nd/4th	33,7	Roloson	*18,568
35	12/21	@ Colorado	2-4		L			18-10-6-1	43	2nd/4th	10,34p	Fernandez	18,007
36	12/23	Calgary	2-3		L			18-11-6-1	43	2nd/5th	18s,10	Roloson	*18,568
37	12/26	@ Chicago	2-2			T		18-11-7-1	44	2nd/4th	37,19	Roloson	*18,568
38	12/28	@ Buffalo	4-3	W				19-11-7-1	46	2nd/4th	10,17p,34,24	Fernandez	12,006
39	12/31	Anaheim	4-1	W				20-11-7-1	48	2nd/4th	28,55,12,24	Roloson	*18,568
40	1/2	@ Edmonton	2-1	W				21-11-7-1	50	2nd/5th	20,34	Fernandez	16,839
41	1/4	@ Calgary	2-3		L			21-12-7-1	50	2nd/5th	20p,15	Roloson	15,974
42	1/6	Los Angeles	2-3		L			21-13-7-1	50	2nd/5th	33p,11	Fernandez, ROLSON	*18,568
43	1/8	Columbus	1-2		L			21-14-7-1	50	2nd/6th	96	Roloson	*18,568
44	1/10	Arizona	2-1	W				22-14-7-1	52	2nd/5th	20p,7p	Roloson	*18,568
45	1/14	Buffalo	0-1		L			22-15-7-1	52	2nd/5th	-	Roloson	*18,568
46	1/16	Vancouver	5-2	W				23-15-7-1	54	2nd/5th	18,11p,28,11,10	Roloson	*18,568
47	1/18	Anaheim	0-1		L			23-16-7-1	54	2nd/5th	-	Roloson	*18,568
48	1/20	@ Anaheim	2-1	W				24-16-7-1	56	2nd/5th	55,24	Roloson	13,331
49	1/23	@ Los Angeles	2-1	W				25-16-7-1	58	2nd/5th	96p,10	Roloson	16,480
50	1/25	@ San Jose	1-4			L		25-17-7-1	58	2nd/5th	10	Roloson	17,496
51	1/28	@ Vancouver	2-2			T		25-17-8-1	59	2nd/5th	55,33	Roloson	18,422
52	1/29	@ Edmonton	1-5		L			25-18-8-1	59	2nd/5th	34	Kochan	16,469
53	2/5	Chicago	2-1	W				26-18-8-1	61	3rd/6th	17p,37	Roloson	*18,568
54	2/7	San Jose	4-3	W				27-18-8-1	63	3rd/6th	18,11,7p,24s	Roloson	*18,568
55	2/9	@ New Jersey	2-3		L			27-19-8-1	63	2nd/5th	96p,11	Roloson	16,744
56	2/10	@ Philadelphia	1-0	W				28-19-8-1	65	3rd/6th	11	Fernandez	19,143
57	2/12	Philadelphia	2-0	W				29-19-8-1	67	3rd/6th	7p,37	Roloson	*18,568
58	2/14	Arizona	2-3		L			29-20-8-1	67	3rd/6th	18s,7	Fernandez	*18,568
59	2/15	@ Colorado	2-3		L			29-21-8-1	67	3rd/7th	34,11	Fernandez	18,007
60	2/19	NY Rangers	2-4		L			29-22-8-1	67	3rd/7th	15p,33p	Roloson	*18,568
61	2/23	St. Louis	3-1	W				30-22-8-1	69	3rd/6th	37,37,17s	Fernandez	*18,568
62	2/25	@ Ottawa	3-0	W				31-22-8-1	71	3rd/7th	18,77p,10	Roloson	17,371
63	2/27	@ Montreal	6-3	W				32-22-8-1	73	3rd/6th	18,37,33p,10,7,7	Fernandez	21,273
64	3/1	@ St. Louis	0-2		L			32-23-8-1	73	3rd/6th	-	Roloson	19,645
65	3/4	New Jersey	3-2	W				33-23-8-1	75	3rd/6th	15,20,2	Fernandez	*18,568
66	3/6	@ Nashville	2-2			T		33-23-9-1	76	3rd/6th	33,11p	Fernandez	13,540
67	3/7	@ Carolina	0-1		L			33-24-9-1	76	3rd/6th	-	Roloson	13,224
68	3/9	@ Atlanta	6-4	W				34-24-9-1	78	3rd/7th	34p,33,33,17,11,28	Roloson, FERNANDEZ	15,484
69	3/12	Dallas	4-2	W				35-24-9-1	80	3rd/6th	14,17s,15p,24	Fernandez	*18,568
70	3/14	Nashville	3-1	W				36-24-9-1	82	3rd/6th	96,34p,7	Roloson	*18,568
71	3/15	@ Columbus	0-5		L			36-25-9-1	82	3rd/6th	-	FERNANDEZ, Roloson	18,136
72	3/17	@ Tampa Bay	3-3					36-25-10-1	83	3rd/7th	12,10,15p	Roloson	18,196
73	3/19	@ Florida	3-1	W				37-25-10-1	85	3rd/6th	24,33,11p	Roloson	15,344
74	3/21	@ Dallas	3-2	W				38-25-10-1	87	3rd/7th	28,11p,37	Fernandez	18,532
75	3/23	Detroit	4-0	W				39-25-10-1	89	3rd/7th	12,33,24,28p	Roloson	*18,568
76	3/25	@ Detroit	0-4		L			39-26-10-1	89	3rd/7th	-	Roloson	20,058
77	3/26	St. Louis	0-1		L			39-27-10-1	89	3rd/6th	-	Fernandez	*18,568
78	3/28	Chicago	4-3	W				40-27-10-1	91	3rd/7th	33,23,7,18	Roloson	*18,568
79	3/31	Calgary	3-0	W				41-27-10-1	93	3rd/6th	7p,96p,24p	Fernandez	*18,568
80	4/2	@ Columbus	0-3		L			41-28-10-1	93	3rd/7th	-	Roloson	*18,568
81	4/3	@ Toronto	1-2		L			41-29-10-1	93	3rd/7th	11p	Fernandez	*18,568
82	4/6	Columbus	4-3	W				42-29-10-1	95	3rd/6th	17,15,7p,10	Roloson	*18,568



2001-02 MINNESOTA WILD



#	POS	PLAYER	GP	TOI/G	G	A	PTS	+/-	PIM	PP	SH	GW	GTG	SOG	SH%
15	LW	ANDREW BRUNETTE	81	16:02	21	48	69	-4	18	10	0	2	1	106	19.8
10	LW	MARIAN GABORIK	78	16:47	30	37	67	0	34	10	0	4	1	221	13.6
34	C	JIM DOWD	82	15:34	13	30	43	-14	54	5	0	1	0	111	11.7
33	RW	SERGEI ZHOLTOK	73	16:04	19	20	39	-10	28	1	0	2	1	146	13.0
24	LW	ANTTI LAAKSONEN	82	16:20	16	17	33	-5	22	0	0	1	0	104	15.4
37	C	WES WALZ	64	16:42	10	20	30	0	43	0	2	5	0	97	10.3
11	LW	PASCAL DUPOUIS*	76	15:08	15	12	27	-10	16	3	2	0	0	154	9.7
18	C	RICHARD PARK	63	16:28	10	15	25	-1	10	2	1	2	0	115	8.7
14	C	DARBY HENDRICKSON	68	16:43	9	15	24	-22	50	2	2	1	0	79	11.4
17	D	FILIP KUBA	62	25:30	5	19	24	-6	32	3	0	1	0	101	5.0
77	D	LUBOMIR SEKERAS	69	22:37	4	20	24	-7	38	4	0	1	0	82	4.9
22	RW	STACY ROEST	58	15:50	10	11	21	-3	8	1	4	2	1	98	10.2
44	C	AARON GAVEY	71	11:55	6	11	17	-21	38	1	0	0	0	75	8.0
2	D	WILLIE MITCHELL	68	21:25	3	10	13	-16	68	0	0	1	0	67	4.5
23	D	JASON MARSHALL	80	16:18	5	6	11	-8	148	1	0	0	0	73	6.8
55	D	NICK SCHULTZ*	52	16:08	4	6	10	0	14	1	0	1	0	47	8.5
3	D	LADISLAV BENYSEK	74	19:09	1	7	8	-12	28	0	0	0	0	44	2.3
9	LW	HNAT DOMENICHELLI	27	12:40	1	5	6	-5	10	0	0	0	0	57	1.8
25	D	ANDY SUTTON	19	10:57	2	4	6	-4	35	1	0	0	0	21	9.5
18	C	SEBASTIEN BORDELEAU	14	13:35	1	4	5	-1	8	0	0	0	0	25	4.0
26	RW	TONY VIRTÄ	8	13:23	2	3	5	0	0	0	0	0	0	15	13.3
12	LW	MATT JOHNSON	60	7:23	4	0	4	-13	183	0	0	1	0	23	0.0
4	D	BRAD BROWN	51	15:54	0	4	4	-11	123	0	0	0	0	23	17.4
5	D	BRAD BOMBARDIR	28	20:33	1	2	3	-6	14	1	0	0	0	24	4.2
31	C	ROMAN SIMICEK	6	13:16	2	0	2	1	8	0	0	0	0	28	0.0
23	RW	SERGEI KRIVOKRASOV	9	12:13	1	1	2	-1	17	0	0	1	0	13	7.7
36	LW	SYLVAIN BLOUIN	43	9:51	0	2	2	-11	130	0	0	0	0	4	50.0
6	D	MIKE MATTEUCCI	3	10:06	0	0	0	0	1	2	0	0	0	0	0.0
39	D	TRAVIS ROCHE*	4	12:30	0	0	0	-1	2	0	0	0	0	0	0.0
19	D	DAVID CULLEN*	17	14:02	0	0	0	-8	6	0	0	0	0	1	0.0

#	GOALTENDER	GP	W	L	T	SA	GA	GAA	SV	SV%	SO	A	PIM	MIN
31	DEREK GUSTAFSON	1	0	0	0	7	0	0.00	7	1.000	0	0	0	26
30	DWAYNE ROLOSON	45	14	20	7	1,132	112	2.68	1,020	.901	5	0	8	2,506
35	MANNY FERNANDEZ	44	12	24	5	1,157	125	.892	1,032	.892	1	0	4	2,463

* Rookie



2001-02 MINNESOTA WILD

GAME	DATE	OPPONENT	RESULT	W	L	T	OTL	RECORD	PTS	DIVISION/ CONF. RANK	WILD GOALS (BY #)	WILD GOALTENDERS	ATT.
1	10/6	@ San Jose	0-0				T	0-0-1-0	1	4th/1-11th		Rolosen	16,774
2	10/7	@ Los Angeles	4-3	W				1-0-1-0	3	2nd/3rd	15, 22, 71, 2	Fernandez	16,354
3	10/10	BOSTON	2-1	W				2-0-1-0	5	2nd/2nd	22, 22	Fernandez	*18,568
4	10/12	CHICAGO	6-4	W				3-0-1-0	7	1-1st/1-1st	42, 34, 22, 17, 15, 42	Rolosen	*18,568
5	10/14	EDMONTON	3-3				T	3-0-2-0	8	3rd/2-3rd	77, 22, 10	Fernandez	*18,064
6	10/16	SAN JOSE	3-3				T	3-0-3-0	9	1-1st/2-2nd	10, 34, 24	Rolosen	*18,064
7	10/19	ST. LOUIS	3-2				OTL	3-0-3-1	10	3rd/4th	33, 44	Fernandez	*18,568
8	10/24	CAROLINA	3-7	L				3-1-3-1	10	1-3rd/5th	34, 15, 10	FERNANDEZ, Rolosen	*18,064
9	10/27	@ Calgary	2-4	L				3-2-3-1	10	4th/10th	10, 12	Rolosen	14,088
10	10/30	@ Nashville	4-2	W				4-2-3-1	12	4th/7-7th	14, 15, 25, 14	Rolosen	12,522
11	10/31	NASHVILLE	4-6	L				4-3-3-1	12	4th/10th	31, 37, 34, 10	Fernandez	*18,064
12	11/2	COLORADO	4-2	W				5-3-3-1	14	1-3rd/8th	15, 24, 34, 31	Rolosen	*19,014
13	11/4	EDMONTON	0-2	L				5-4-3-1	14	1-3rd/9th		Rolosen	*18,064
14	11/6	@ N.Y. Rangers	1-3	L				5-5-3-1	14	4th/10th	11	Fernandez	17,454
15	11/8	@ Boston	5-3	W				6-5-3-1	16	3rd/7-7th	34, 17, 15, 33, 15	Rolosen	12,235
16	11/11	VANCOUVER	0-5	L				6-6-3-1	16	3rd/9th		FERNANDEZ, Rolosen	*18,568
17	11/13	ATLANTA	4-2	W				7-6-3-1	18	3rd/7-7th	10, 10, 10, 11	Rolosen	*18,064
18	11/14	@ Colorado	0-1	L				7-7-3-1	18	3rd/7-7th		Rolosen	18,007
19	11/16	@ Detroit	3-8	L				7-8-3-1	18	5th/11th	18, 44, 15	ROLOSON, Fernandez	20,058
20	11/18	LOS ANGELES	2-2				T	7-8-4-1	19	5th/11th	33, 10	Rolosen	*18,064
21	11/20	@ Arizona	1-2				OTL	7-8-4-2	20	1-4th/1-10th	10	Rolosen	10,480
22	11/21	@ San Jose	2-0	W				8-8-4-2	22	1-3rd/7-7th	14, 34	Fernandez	17,496
23	11/23	ARIZONA	5-2	W				9-8-4-2	24	3rd/6th	34, 11, 37, 10, 10	Rolosen	*18,568
24	11/25	DALLAS	3-4	L				9-9-4-2	24	1-4th/4-7th	34, 77, 11	Rolosen	*19,042
25	11/27	VANCOUVER	2-1	W				10-9-4-2	26	3rd/6th	33, 11	Fernandez	*18,064
26	11/29	FLORIDA	6-0	W				11-9-4-2	28	3rd/6th	55, 11, 33, 24, 10, 44	Rolosen	*18,064
27	12/2	ST. LOUIS	4-4				T	11-9-5-2	29	3rd/8th	3, 14, 11, 15	Rolosen	*18,568
28	12/5	@ Chicago	2-4	L				11-10-5-2	29	4th/10th	77, 2	Fernandez	11,085
29	12/8	@ Philadelphia	1-5	L				11-11-5-2	29	4th/10th	37	ROLOSON, Fernandez	19,548
30	12/10	@ Montreal	0-4	L				11-12-5-2	29	4th/10th		Fernandez	17,727
31	12/14	@ Pittsburgh	5-2	W				12-12-5-2	31	4th/10th	33, 33, 10, 11, 37	Fernandez	13,378
32	12/16	COLORADO	2-3				OTL	12-12-5-3	32	1-4th/4-9th	34, 14	Rolosen	*18,568
33	12/18	ANAHEIM	1-5	L				12-13-5-3	32	1-4th/1-11th	15	Fernandez	*18,568
34	12/22	@ Vancouver	2-1	W				13-13-5-3	34	4th/11th	33, 37	Fernandez	16,337
35	12/23	@ Colorado	3-6	L				13-14-5-3	34	4th/11th	34, 15, 44	Rolosen	18,007
36	12/26	DETROIT	3-3				T	13-14-6-3	35	4th/11th	23, 18, 2	Fernandez	*18,568
37	12/28	@ Edmonton	2-3	L				13-15-6-3	35	4th/11th	44, 15	Rolosen	16,839
38	12/29	@ Calgary	3-4	L				13-16-6-3	35	5th/12th	23, 11, 12	Fernandez	16,730
39	12/31	@ Detroit	2-4	L				13-17-6-3	35	5th/12th	14, 10	Fernandez	20,058
40	1/2	TAMPA BAY	2-0	W				14-17-6-3	37	4th/11th	10, 14	Rolosen	*18,568
41	1/4	NASHVILLE	2-1	W				15-17-6-3	39	4th/10th	15, 77	Fernandez	*18,568
42	1/6	BUFFALO	1-4	L				15-18-6-3	39	5th/12th	24	Rolosen	*18,568
43	1/8	MONTREAL	4-2	W				16-18-6-3	41	4th/11th	24, 37, 37, 33	Fernandez	*18,568
44	1/10	@ Nashville	2-2				T	16-18-7-3	42	4th/11th	33, 33	Rolosen	12,734
45	1/11	ANAHEIM	2-2				T	16-18-8-3	43	4th/11th	17, 24	Fernandez	*18,568
46	1/13	DALLAS	1-3	L				16-19-8-3	43	1-4th/1-11th	24	Fernandez	*18,568
47	1/15	@ Carolina	0-2	L				16-20-8-3	43	5th/12th		Rolosen	10,712
48	1/18	@ Columbus	3-1	W				17-20-8-3	45	1-4th/1-11th	17, 17, 10	Fernandez	18,136
49	1/19	@ Ottawa	1-4	L				17-21-8-3	45	5th/12th	37	Fernandez	17,398
50	1/23	@ Anaheim	2-3				OTL	17-21-8-4	46	5th/12th	18, 10	Rolosen	9,511
51	1/24	@ Los Angeles	1-4	L				17-22-8-4	46	5th/13th	55	Fernandez	15,917
52	1/26	NEW JERSEY	2-2				T	17-22-9-4	47	5th/1-12th	14, 22	Rolosen	*18,568
53	1/28	CALGARY	2-3				OTL	17-22-9-5	48	5th/12th	33, 15	Fernandez	*18,568
54	1/30	LOS ANGELES	0-2	L				17-23-9-5	48	5th/13th		Rolosen	*18,568
55	2/5	@ Toronto	1-3	L				17-24-9-5	48	5th/13th	11	Fernandez	19,217
56	2/6	@ Washington	1-2	L				17-25-9-5	48	5th/14th	18	Rolosen	16,224
57	2/8	COLORADO	0-6	L				17-26-9-5	48	5th/14th		FERNANDEZ, Rolosen	*18,568
58	2/10	N.Y. ISLANDERS	4-3	W				18-26-9-5	50	5th/13th	11, 18, 33, 33	Rolosen	*18,568
59	2/12	@ Columbus	3-3				T	18-26-10-5	51	5th/13th	33, 23, 33	Fernandez	18,136
60	2/13	DETROIT	0-2	L				18-27-10-5	51	5th/1-13th		Rolosen	*18,568
61	2/27	@ Anaheim	5-3	W				19-27-10-5	53	5th/13th	23, 55, 5, 12, 24	Fernandez	10,022
62	3/2	@ Vancouver	3-6	L				19-28-10-5	53	5th/13th	12, 22, 34	FERNANDEZ, Rolosen	18,422
63	3/5	N.Y. RANGERS	2-3				OTL	19-28-10-6	54	5th/13th	10, 24	Rolosen	*18,568
64	3/7	@ St. Louis	3-0	W				20-28-10-6	56	5th/13th	24, 10, 10	Rolosen	18,792
65	3/8	@ Dallas	5-3	W				21-28-10-6	58	5th/13th	10, 14, 15, 22, 11	Fernandez	18,532
66	3/10	COLUMBUS	5-0	W				22-28-10-6	60	5th/13th	10, 10, 11, 10, 33	Rolosen	*18,568
67	3/12	OTTAWA	3-4				OTL	22-28-10-7	61	5th/1-12th	18, 15, 11	Fernandez	*18,064
68	3/17	ARIZONA	2-2				T	22-28-11-7	62	5th/12th	10, 10	Fernandez	*18,568
69	3/18	CALGARY	4-2	W				23-28-11-7	64	5th/12th	22, 18, 18, 24	Rolosen	*18,064
70	3/20	COLUMBUS	1-3	L				23-29-11-7	64	5th/12th	15	Fernandez	*18,064
71	3/23	@ N.Y. Islanders	1-2	L				23-30-11-7	64	5th/12th	15	Fernandez	16,234
72	3/26	@ St. Louis	2-1	W				24-30-11-7	66	5th/12th	24, 37	Fernandez	16,469
73	3/27	@ Atlanta	4-2	W				25-30-11-7	68	5th/12th	10, 22, 15, 24	Rolosen	13,039
74	3/29	CHICAGO	1-3	L				25-31-11-7	68	5th/12th	10	Fernandez	*19,004
75	3/31	@ Chicago	1-2	L				25-32-11-7	68	5th/12th	23	Fernandez	14,835
76	4/2	@ Edmonton	1-2				OTL	25-32-11-8	69	5th/12th	18	Fernandez	16,839
77	4/4	@ Calgary	3-4	L				25-33-11-8	69	5th/12th	26, 33, 9	Fernandez	13,831
78	4/5	@ Vancouver	4-5				OTL	25-33-11-9	70	5th/12th	55, 26, 44, 24	Rolosen	18,160
79	4/8	SAN JOSE	3-1	W				26-33-11-9	72	5th/12th	11, 18, 33	Fernandez	*18,568
80	4/10	@ Dallas	4-4				OTL	26-33-12-9	73	5th/12th	10, 24, 34, 15	Fernandez, ROLOSON	18,532
81	4/12	@ Arizona	1-7	L				26-34-12-9	73	5th/12th	11	ROLOSON, Gustafson	16,210
82	4/14	EDMONTON	2-4	L				26-35-12-9	73	5th/12th	15, 24	Rolosen	*18,568



2000-01 MINNESOTA WILD



#	POS	PLAYER	GP	TOI/G	G	A	PTS	+/-	PIM	PP	SH	GW	GTG	SOG	SH%
18	C	SCOTT PELLERIN	58	18:40	11	28	39	6	45	2	2	2	0	117	9.4
10	LW	MARIAN GABORIK*	71	15:26	18	18	36	-6	32	6	0	3	0	179	10.1
77	D	LUBOMIR SEKERAS	80	21:13	11	23	34	-8	52	4	0	2	0	102	10.8
37	C	WES WALZ	82	16:45	18	23	30	-8	37	0	7	3	0	152	11.8
17	D	FILIP KUBA*	75	24:16	9	21	30	-6	28	4	0	4	1	141	6.4
14	C	DARBY HENDRICKSON	72	15:50	18	11	29	1	36	3	1	1	1	114	15.8
34	C	JIM DOWD	68	17:50	7	22	29	-6	80	0	0	0	1	92	7.6
24	LW	ANTTI LAAKSONEN	82	16:27	12	16	28	-7	24	0	2	1	0	129	9.3
22	C	STACY ROEST	76	14:01	7	20	27	3	20	1	0	1	0	125	5.6
44	C	AARON GAVEY	75	14:00	10	14	24	-8	52	1	0	2	0	100	10.0
25	RW	SERGEI KRIVOKRASOV	54	13:05	7	15	22	-1	20	2	0	1	0	107	6.5
21	D	SEAN O'DONNELL	63	23:00	4	12	16	-2	128	1	0	1	0	58	6.9
5	D	BRAD BOMBARDIR	70	20:50	0	15	15	-6	42	0	0	0	0	81	0.0
21	LW	CAM STEWART	54	13:12	4	9	13	-3	18	0	1	0	1	61	6.6
20	RW	MAXIM SUSHINSKY	30	14:01	7	4	11	-7	29	3	0	0	0	62	11.3
19	RW	JEFF NIELSEN	59	13:33	3	8	11	-16	4	1	0	1	0	82	3.7
2	D	WILLIE MITCHELL*	17	20:49	1	7	8	4	11	0	0	0	0	16	6.3
42	D	ANDY SUTTON	69	12:55	3	4	7	-11	131	2	0	0	0	64	4.7
3	D	LADISLAV BENYSEK*	71	18:25	2	5	7	-11	38	1	0	0	0	48	4.2
45	LW	PETER BARTOS	13	13:55	4	2	6	2	6	1	0	1	0	18	22.2
16	C	ROMAN SIMICEK	28	12:44	2	4	6	-4	21	0	0	0	0	14	14.3
36	LW	SYLVAIN BLOUIN	41	9:54	3	2	5	-5	117	0	0	0	0	37	8.1
7	D	CURTIS LESCHYSHYN	54	19:31	2	3	5	-2	19	1	0	1	0	43	4.7
23	LW	PAVEL PATERA	20	14:27	1	3	4	-8	4	0	0	0	0	14	7.1
12	LW	MATT JOHNSON	50	7:43	1	1	2	-6	137	0	0	0	0	21	4.8
23	LW	STEVE MCKENNA	20	7:59	1	1	2	0	19	0	0	0	0	12	8.3
11	LW	KAI NURMINEN	2	15:34	1	0	1	-1	2	0	0	0	0	1	100
11	LW	PASCAL DUPUIS*	4	15:36	1	0	1	0	4	1	0	0	0	8	12.5
15	D	J.J. DAIGNEAULT	1	11:38	0	0	0	-1	2	0	0	0	0	0	0.0
6	D	TRAVIS ROCHE*	1	15:22	0	0	0	0	0	0	0	0	0	0	0.0
40	D	CHRIS ARMSTRONG*	3	18:06	0	0	0	-3	0	0	0	0	0	4	0.0
26	RW	CHRISTIAN MATTE*	3	13:21	0	0	0	0	2	0	0	0	0	8	0.0
28	D	MIKE MATTEUCCI	3	11:29	0	0	0	-2	2	0	0	0	0	3	0.0
32	C	BRIAN BONIN	7	9:46	0	0	0	-3	0	0	0	0	0	7	0.0

#	GOALTENDER	GP	W	L	T	SA	GA	GAA	SV	SV%	SO	A	PIM	MIN
35	MANNY FERNANDEZ	42	19	17	4	1,147	92	2.24	1,055	.920	4	1	6	2,461
30	DEREK GUSTAFSON	4	1	3	0	97	10	2.51	87	.897	0	0	0	239
29	JAMIE MCLENNAN	38	5	23	9	1,032	98	2.64	934	.905	2	1	4	2,230
31	ZAC BIERK	1	0	1	0	27	6	6.00	21	.778	0	0	2	60

* Rookie

2000-01 MINNESOTA WILD



GAME	DATE	OPPONENT	RESULT	W	L	T	OTL	RECORD	PTS	DIVISION/ CONF. RANK	WILD GOALS (BY #)	WILD GOALTENDERS	ATT.
1	10/6	@ Anaheim	1-3	L				0-1-0-0	0	0/0		McLennan	16,520
2	10/7	@ Arizona	1-4	L				0-2-0-0	0	5th/14th	34	Fernandez	13,089
3	10/11	PHILADELPHIA	3-3			T		0-2-1-0	1	5th/14th	14, 10, 37	Fernandez	*18,827
4	10/13	@ St. Louis	0-2	L				0-3-1-0	1	4th/14th		McLennan	19,576
5	10/15	EDMONTON	3-5	L				0-4-1-0	1	5th/15th	77, 20, 20	McLennan	*18,064
6	10/18	TAMPA BAY	6-5	W				1-4-1-0	3	5th/15th	20, 21, 20, 33, 10, 10	McLennan	*18,064
7	10/20	SAN JOSE	1-3	L				1-5-1-0	3	5th/14th	12	McLennan	*18,064
8	10/22	FLORIDA	0-0			T		1-5-2-0	4	5th/14th		McLennan	*18,064
9	10/24	@ Montreal	2-2			T		1-5-3-0	5	5th/14th	37, 24	McLennan	19,011
10	10/25	@ Toronto	1-6	L				1-6-3-0	5	5th/14th	37	McLENNAN, Fernandez	19,114
11	10/27	CALGARY	3-1	W				2-6-3-0	7	5th/14th	14, 17, 44	Fernandez	*18,064
12	10/29	CHICAGO	2-3	L				2-7-3-0	7	5th/13th	10, 33	Fernandez	*18,064
13	11/3	@ Edmonton	0-3	L				2-8-3-0	7	4th/13th		McLennan	12,811
14	11/5	@ Calgary	3-2	W				3-8-3-0	9	4th/13th	37, 37, 24	Fernandez	15,330
15	11/7	@ Colorado	0-2	L				3-9-3-0	9	4th/13th		McLennan	18,007
16	11/8	CALGARY	0-1	L				3-10-3-0	9	5th/14th		Fernandez	*18,064
17	11/10	@ Chicago	5-2	W				4-10-3-0	11	5th/15th	21, 17, 10, 22, 24	Fernandez	15,348
18	11/12	EDMONTON	4-5				OTL	4-10-3-1	12	5th/15th	77, 77, 16, 22	Fernandez	*18,064
19	11/15	N.Y. RANGERS	2-3	L				4-11-3-1	12	5th/15th	11, 77	Fernandez	*18,568
20	11/17	@ Buffalo	1-3	L				4-12-3-1	12	5th/15th	45	McLennan	16,590
21	11/18	@ Boston	6-1	W				5-12-3-1	14	5th/15th	20, 77, 77, 20, 14, 45	Fernandez	14,465
22	11/22	CALGARY	1-1			T		5-12-4-1	15	5th/15th	19	McLennan	*18,064
23	11/24	CHICAGO	2-0	W				6-12-4-1	17	5th/15th	45, 20	Fernandez	*18,568
24	11/26	VANCOUVER	4-2	W				7-12-4-1	19	5th/14th	24, 24, 37, 24	Fernandez	*18,064
25	11/28	@ San Jose	1-4	L				7-13-4-1	19	4th/13th	3	McLennan	17,247
26	11/30	@ Arizona	0-2	L				7-14-4-1	19	5th/14th		Fernandez	12,447
27	12/2	@ Los Angeles	2-3	L				7-15-4-1	19	5th/14th	34, 25	Fernandez	16,270
28	12/7	@ Chicago	4-2	W				8-15-4-1	21	5th/14th	24, 44, 17, 37	Fernandez	12,644
29	12/8	ANAHEIM	0-1				OTL	8-15-4-2	22	5th/14th		McLennan	*18,064
30	12/10	NASHVILLE	1-2	L				8-16-4-2	22	5th/14th	14	McLennan	*18,064
31	12/13	CAROLINA	1-1			T		8-16-5-2	23	5th/14th	33	Fernandez	*18,064
32	12/14	@ Washington	1-2	L				8-17-5-2	23	5th/14th	44	McLennan	11,392
33	12/17	DALLAS	6-0	W				9-17-5-2	25	5th/14th	19, 10, 45, 14, 77, 14	Fernandez	*18,834
34	12/20	OTTAWA	2-2			T		9-17-6-2	26	5th/14th	14, 14	McLennan	*18,064
35	12/22	LOS ANGELES	4-3	W				10-17-6-2	29	5th/14th	37, 25, 34, 22	Fernandez	*18,564
36	12/27	@ Detroit	5-3	W				11-17-6-2	30	5th/14th	10, 33, 33, 27, 24	Fernandez	19,995
37	12/29	Arizona	2-2			T		11-17-7-2	31	5th/14th	42, 34	McLennan	*18,568
38	12/31	ANAHEIM	3-2	W				12-17-7-2	33	5th/14th	33, 44, 77	Fernandez	*18,064
39	1/3	ATLANTA	1-1			T		12-17-8-2	34	5th/14th	4	McLennan	*18,064
40	1/5	DETROIT	3-2	W				13-17-8-2	36	5th/14th	19, 17, 17	Fernandez	*18,568
41	1/6	@ St. Louis	1-5	L				13-18-8-2	36	5th/13th	42	McLENNAN, Fernandez	19,913
42	1/10	WASHINGTON	3-0	W				14-18-8-2	38	5th/13th	44, 33, 22	Fernandez	*18,064
43	1/12	COLORADO	0-5	L				14-19-8-2	38	5th/13th		Fernandez	*18,815
44	1/14	@ N.Y. Rangers	2-4	L				14-20-8-2	38	5th/13th	25, 44	Fernandez	18,200
45	1/15	@ Columbus	0-3	L				14-21-8-2	38	5th/13th		Fernandez	17,154
46	1/17	COLUMBUS	3-2	W				15-21-8-2	40	5th/13th	10, 17, 27	Fernandez	*18,064
47	1/19	N.Y. ISLANDERS	3-2	W				16-21-8-2	42	5th/13th	14, 24, 37	McLennan	*18,568
48	1/21	NEW JERSEY	2-4	L				16-22-8-2	42	5th/13th	27, 3	Fernandez	*18,568
49	1/24	@ Anaheim	5-0	W				17-22-8-2	44	5th/13th	25, 16, 37, 33, 16	Fernandez	11,692
50	1/27	@ Los Angeles	4-1	W				18-22-8-2	46	5th/13th	42, 37, 10, 10	Fernandez	18,118
51	1/30	@ Vancouver	2-3				OTL	18-22-8-3	47	5th/13th	10, 44	McLennan	13,948
52	2/6	@ Tampa Bay	4-2	W				19-22-8-3	49	5th/13th	14, 10, 33, 25	McLennan	11,122
53	2/7	@ Florida	1-2	L				19-23-8-3	49	5th/12th	14	Fernandez	12,422
54	2/9	@ Dallas	2-1	W				20-23-8-3	51	5th/13th	34, 10	Fernandez	17,001
55	2/11	PITTSBURGH	4-2	W				21-23-8-3	53	5th/13th	34, 22, 4, 37	McLennan	*18,568
56	2/14	@ Pittsburgh	1-2	L				21-24-8-3	53	5th/12th	37	Fernandez	16,997
57	2/16	LOS ANGELES	0-4	L				21-25-8-3	53	5th/12th		McLennan	*18,568
58	2/18	SAN JOSE	3-1	W				22-25-8-3	55	5th/13th	24+, 33, 36	Fernandez	*18,568
59	2/21	@ Dallas	2-6	L				22-26-8-3	55	5th/13th	77, 36	Fernandez	17,001
60	2/23	@ Colorado	1-4	L				22-27-8-3	55	5th/13th	36	McLennan	18,007
61	2/24	@ Nashville	1-2	L				22-28-8-3	55	5th/13th	27	Fernandez	17,113
62	2/26	VANCOUVER	2-5	L				22-29-8-3	55	5th/13th	14, 33	McLennan	*18,064
63	3/1	@ Calgary	1-1			T		22-29-9-3	56	5th/13th	10	Fernandez	16,266
64	3/2	@ Edmonton	1-3	L				22-30-9-3	56	5th/13th	24	McLennan	16,280
65	3/4	@ Vancouver	4-3	W				23-30-9-3	58	5th/13th	44, 25, 10, 44	Fernandez	18,014
66	3/6	ST. LOUIS	3-3			T		23-30-10-3	59	5th/13th	37, 30, 21	Fernandez	*18,568
67	3/8	@ New Jersey	2-6	L				23-31-10-3	59	5th/13th	44, 17	Bierk	15,171
68	3/9	@ N.Y. Islanders	4-1	W				24-31-10-3	61	5th/13th	34, 17, 21, 22	Gustafson	10,463
69	3/11	DETROIT	2-3				OTL	24-31-10-4	62	5th/13th	14, 25	Fernandez	*18,568
70	3/14	ST. LOUIS	0-1				OTL	24-31-10-5	63	5th/13th		McLennan	*18,064
71	3/15	@ Philadelphia	0-3	L				24-32-10-5	63	5th/13th		FERNANDEZ, McLennan	19,566
72	3/18	@ Colorado	3-4	L				24-33-10-5	63	5th/13th	10, 77, 14	McLennan	18,007
73	3/19	DALLAS	1-4	L				24-34-10-5	63	5th/13th	24	McLennan	*18,568
74	3/21	NASHVILLE	0-0			T		24-34-11-5	64	5th/13th		McLennan	*18,064
75	3/22	@ Detroit	2-4	L				24-35-11-5	64	5th/13th	77, 14	Gustafson	19,995
76	3/25	VANCOUVER	2-2			T		24-35-12-5	65	5th/14th	2, 17	McLennan	*18,568
77	3/28	ARIZONA	0-2	L				24-36-12-5	65	5th/14th		Gustafson	*18,568
78	3/31	@ Nashville	1-4	L				24-37-12-5	65	5th/14th	37	McLennan	17,113
79	4/2	@ San Jose	2-4	L				24-38-12-5	65	5th/14th	37, 11	McLennan	17,359
80	4/4	@ Edmonton	2-2			T		24-38-13-5	66	5th/15th	22, 23	McLennan	17,100
81	4/6	COLUMBUS	3-2	W				25-38-13-5	68	5th/15th	14, 37, 14	McLennan	*18,568
82	4/8	COLORADO	2-4	L				25-39-13-5	68	5th/14th	37, 14	Gustafson	*18,568



DRAFT HISTORY



The Wild selected Joel Eriksson Ek with the 20th overall pick during the 2015 NHL Entry Draft at BB&T Center on June 26, 2015. (Photo by Dave Sandford/NHLI via Getty Images)

2015 NHL ENTRY DRAFT

RD	PICK	POS	PLAYER	HT	WT	BORN	CLUB (LEAGUE)
1	20	C	Joel Eriksson Ek	6-2	190	1/29/97	Farjestad (Sweden)
2	50	F	Jordan Greenway	6-5	222	2/16/97	USNTDP
4	111	G	Ales Stezka	6-3	178	1/6/97	Liberec Jr. (Czech)
5	135	F	Kirill Kaprizov	5-10	190	4/26/97	Novokuznetsk (Russia)
6	171	D	Nicholas Boka	6-0	197	9/8/97	USNTDP
7	201	D	Gustav Bouramman	5-11	184	1/24/97	Sault Ste. Marie (OHL)
	204	D	Jack Sadek	6-2	185	4/19/97	Lakeville North (H.S.)

DRAFT NOTES

- Of Minnesota's 119 total draft selections, 47 have played in a regular-season Wild game.
- The Wild has selected a forward in the first round in 10 of its 16 drafts. Minnesota selected forward Joel Eriksson Ek with the 20th overall selection in the 2015 NHL Entry Draft. The Wild did not have a first round selection in the 2013 NHL Entry Draft for the first time in franchise history. Minnesota selected defenseman Jonas Brodin with the 10th overall selection and center Zack Phillips with the 28th selection in the 2011 NHL Entry Draft.
- Eleven Wild draft selections skated in a game for Minnesota during the 2014-15 season. Tyler Graovac was the sole Wild draft selection to make his NHL debut in 2014-15.
- The Wild has selected 12 Minnesota natives in the NHL Entry Draft: Jack Sadek (Lakeville) in 2015, Avery Peterson (Grand Rapids) in 2013 and John Draeger and Louis Nanne (Edina) in 2012. Previous selections include: Mario Lucia (Wayzata, 2011), Nick Seeler (Eden Prairie, 2011), Nick Leddy (Eden Prairie, 2009), Kyle Medvec (Apple Valley, 2006), Chris Hickey (St. Paul, 2006), A.J. Thelen (Savage, 2004), Michael Erickson (Elk River, 2002) and Jake Riddle (Minneapolis, 2001).
- The 2002 Entry Draft was the first draft in which the Wild selected a goaltender as Josh Harding (second round, 38th overall) and Barry Brust (third round, 73rd overall) were chosen. Overall, Minnesota has selected 13 goalies in 16 drafts: Harding, Brust, Kopriva (2003), Khudobin (2004), Westblom (2005), Hovinen (2006), Hackett (2009), Kuemper (2009), Gustafsson (2010), Michalek (2011), Belanger (2013), Kahkonen (2014) and Stezka (2015).
- Minnesota made a franchise-high 12 total selections in the 2004 Entry Draft and a franchise-low four total selections in the 2008 Entry Draft.
- The Wild has made 16 trades on draft day, including two during the 2013 NHL Entry Draft.
- The Minnesota Wild first participated in the NHL Expansion and NHL Entry Draft in Calgary on June 24-25, 2000.
- The Wild selected Marian Gaborik as its first-ever selection in the first round (third overall) of the 2000 NHL Entry Draft.
- Gaborik is the highest Wild draft selection and Jean-Michel Bolduc is the lowest draft selection, taken 281st (ninth round) in the 2003 draft.

DRAFT HISTORY



2014 NHL ENTRY DRAFT

RD	PICK	POS	PLAYER	HT	WT	BORN	CLUB (LEAGUE)
1	18	RW	Alex Tuch	6-4	221	5/10/96	USNTDP (USHL)
3	80	D	Louis Belpedio	5-10	194	5/14/96	USNTDP (USHL)
4	109	G	Kaapo Kahkonen	6-1	216	8/16/96	Espoo Jr. (Finland)
5	139	D	Tanner Faith	6-3	220	10/5/95	Kootenay (WHL)
6	160	D	Pontus Sjalin	6-0	170	6/12/96	Ostersunds Jr. (Sweden)
	167	C	Chase Lang	6-1	181	9/13/96	Calgary (WHL)
	169	C	Reid Duke	6-0	195	1/28/96	Lethbridge (WHL)
7	199	C	Pavel Jenys	6-2	184	4/2/96	Brno (Czech)

2013 NHL ENTRY DRAFT

RD	PICK	POS	PLAYER	HT	WT	BORN	CLUB (LEAGUE)
2	46	D	Gustav Olofsson	6-3	191	12/1/94	Green Bay (USHL)
3	81	RW	Kurtis Gabriel	6-4	214	4/20/93	Owen Sound (OHL)
4	107	D	Dylan Labbe	6-1	190	1/9/95	Shawigan (QMJHL)
5	137	D	Carson Soucy	6-4	200	7/17/94	Spruce Grove (AJHL)
6	167	C	Avery Peterson	6-2	200	6/20/95	Grand Rapids (HS-MN)
7	197	D	Nolan De Jong	6-2	186	4/25/95	Victoria (BCHL)
	200	G	Alexandre Belanger	6-1	184	8/19/95	Rouyn-Noranda (QMJHL)

2012 NHL ENTRY DRAFT

RD	PICK	POS	PLAYER	CLUB (LEAGUE)
1	7	D	Matt Dumba	Red Deer (WHL)
2	46	LW	Raphael Bussieres	Baie-Comeau (QMJHL)
3	68	D	John Draeger	Shattuck-St. Mary's (High School - MN)
4	98	C	Adam Gilmour	Nobles (High School - MA)
5	128	D	Daniel Gunnarsson	Lulea (Sweden)
6	158	C	Christoph Bertschy	Bern (Switzerland)
7	188	LW	Louis Nanne	Edina (High School - MN)

2011 NHL ENTRY DRAFT

RD	PICK	POS	PLAYER	CLUB (LEAGUE)
1	10	D	Jonas Brodin	Farjestad (Sweden)
	28	C	Zack Phillips	Saint John (QMJHL)
2	60	LW	Mario Lucia	Wayzata (HS-MN)
5	131	D	Nick Seeler	Eden Prairie (HS-MN)
6	161	G	Stephen Michalek	Loomis-Chaffee (HS-CT)
7	191	C	Tyler Graovac	Ottawa (OHL)

2010 NHL ENTRY DRAFT

RD	PICK	POS	PLAYER	CLUB (LEAGUE)
1	9	C	Mikael Granlund	HIFK (Finland)
2	39	RW	Brett Bulmer	Kelowna (WHL)
	56	LW	Johan Larsson	Brynäs Jr. (Sweden)
	59	LW	Jason Zucker	USNTDP
6	159	G	Johan Gustafsson	Farjestad Jr. (Sweden)
7	189	RW	Dylan McKinlay	Chilliwack (WHL)

2009 NHL ENTRY DRAFT

RD	PICK	POS	PLAYER	CLUB (LEAGUE)
1	16	D	Nick Leddy	Eden Prairie (HS-MN)
3	77	G	Matthew Hackett	Plymouth (OHL)
4	103	LW	Kristopher Foucault	Calgary (WHL)
	116	RW	Alexander Fallstrom	Shattuck-St. Mary's (High School - MN)
6	161	G	Darcy Kuemper	Red Deer (WHL)
	163	RW	Jere Sallinen	Blues Jr. (Finland Jr.)
7	182	LW	Erik Haua	Shattuck-St. Mary's (HS-MN)
	193	C	Anthony Hamburg	Dallas Stars AAA (Midget-TX)



DRAFT HISTORY

2008 NHL ENTRY DRAFT

RD	PICK	POS	PLAYER	CLUB (LEAGUE)
1	23	D	Tyler Cuma	Ottawa (OHL)
2	55	D	Marco Scandella	Val-D'Or (QMJHL)
4	115	D	Sean Lorenz	USNTDP
5	145	LW	Eero Elo	Lukko Rauma (FIN Jr.)

2007 NHL ENTRY DRAFT

RD	PICK	POS	PLAYER	CLUB (LEAGUE)
1	16	C	Colton Gillies	Saskatoon (WHL)
4	110	D	Justin Falk	Spokane (WHL)
5	140	C	Cody Almond	Kelowna (WHL)
6	170	D	Harri Ilvonen	Tappara (FIN Jr.)
7	200	RW	Carson McMillan	Calgary (WHL)

2006 NHL ENTRY DRAFT

RD	PICK	POS	PLAYER	CLUB (LEAGUE)
1	9	C	James Sheppard	Cape Breton (QMJHL)
2	40	C	Ondrej Fiala	Everett (WHL)
3	72	RW	Cal Clutterbuck	Oshawa (OHL)
4	102	D	Kyle Medvec	Apple Valley (HS-MN)
5	132	G	Niko Hovinen	Jokerit (FIN Jr.)
6	162	RW	Julian Walker	Basel (Swiss)
7	192	C	Chris Hickey	Cretin-Derham Hall (HS-MN)

2005 NHL ENTRY DRAFT

RD	PICK	POS	PLAYER	CLUB (LEAGUE)
1	4	LW	Benoit Pouliot	Sudbury (OHL)
2	57	LW	Matt Kassian	Kamloops (WHL)
3	65	G	Kristofer Westblom	Kelowna (WHL)
4	110	C	Kyle Bailey	Portland (WHL)
	122	C	Morten Madsen	Frolunda (SEL)
5	129	D	Anthony Aiello	Thayer Academy (HS-MA)
7	199	D	Riley Emmerson	Tri-City (WHL)

2004 NHL ENTRY DRAFT

RD	PICK	POS	PLAYER	CLUB (LEAGUE)
1	12	D	A.J. Thelen	Michigan St. (NCAA)
2	42	LW	Roman Voloshenko	Krylja (RUS Jr.)
3	78	LW	Peter Olvecky	Trencin (SVK)
	79	D	Clayton Stoner	Tri-City (WHL)
4	111	F	Ryan Jones	Chatham (WOJHL)
	114	LW	Patrick Bordeleau	Val-D'Or (QMJHL)
	117	RW	Julien Sprunger	HC Fribourg (Swiss)
5	161	D	Jean-Claude Sawyer	Cape Breton (QMJHL)
6	175	RW	Aaron Boogaard	Tri-City (WHL)
7	195	RW	Jean-Michel Rizk	Saginaw (OHL)
	206	G	Anton Khudobin	Magnitogorsk (Russia)
9	272	C	Kyle Wilson	Colgate (NCAA)

2003 NHL ENTRY DRAFT

RD	PICK	POS	PLAYER	CLUB (LEAGUE)
1	20	D	Brent Burns	Brampton (OHL)
2	56	C	Patrick O'Sullivan	Mississauga (OHL)
3	78	C	Danny Irmen	Lincoln (USHL)
5	157	LW	Marcin Kolusz	Novy Targ (POL)
6	187	G	Miroslav Kopřiva	Kladno (CZE)
7	207	D	Grigory Misharin	Yekaterinburg (RUS Jr.)
	219	LW	Adam Courchaine	Vancouver (WHL)
8	251	LW	Mathieu Melanson	Chicoutimi (QMJHL)
9	281	D	Jean-Michael Bolduc	Quebec (QMJHL)

DRAFT HISTORY



2002 NHL ENTRY DRAFT

RD	PICK	POS	PLAYER	CLUB (LEAGUE)
1	8	C	Pierre-Marc Bouchard	Chicoutimi (QMJHL)
2	38	G	Josh Harding	Regina (WHL)
3	72	F	Michael Erickson	Minnesota (NCAA)
	73	G	Barry Brust	Spokane (WHL)
5	155	C	Armands Berzins	Shawinigan (QMJHL)
6	175	RW	Matt Foy	Merrimack College (NCAA)
7	204	C	Niklas Ekerblom	Djugarden (SWE)
8	237	F	Christoph Brandner	Krefeld (DEL)
9	268	D	Mikhail Tyulyapkin	N. Novgorod (RUS Jr.)
	269	F	Mika Hannula	Malmö (SEL)

2001 NHL ENTRY DRAFT

RD	PICK	POS	PLAYER	CLUB (LEAGUE)
1	6	C	Mikko Koivu	TPS Turku (FIN Jr.)
2	36	RW	Kyle Wanvig	Red Deer (WHL)
3	74	D	Chris Heid	Spokane (WHL)
	93	C	Stephane Veilleux	Val-D'Or (QMJHL)
4	103	C	Tony Virta	TPS Turku (FIN Jr.)
7	202	LW	Derek Boogaard	Prince George (WHL)
8	239	LW	Jake Riddle	Seattle (WHL)

2000 NHL ENTRY DRAFT

RD	PICK	POS	PLAYER	CLUB (LEAGUE)
1	3	RW	Marian Gaborik	Dukla Trencin (SVK Jr.)
2	33	D	Nick Schultz	Prince Albert (WHL)
4	99	LW	Marc Cavosie	RPI (NCAA)
5	132	RW	Maxim Sushinsky	Avangard Omsk (RUS)
6	170	D	Erik Reitz	Erie (OHL)
7	199	C	Brian Passmore	Oshawa (OHL)
	214	LW	Peter Bartos	HC Ceske Bude (CZE)
8	232	D	Lubomir Sekeras	HC Ocelari Trinec (CZE)
	255	C	Eric Johansson	Tri-City (WHL)

2000 EXPANSION DRAFT

POS	PLAYER	TEAM	POS	PLAYER	TEAM
F	Michael Bros	SJ	G	Zac Bierk	TB
F	Jeff Daw	CHI	G	Jamie McLennan	STL
F	Jim Dowd	EDM	G	Chris Terreri	NJ
F	Darby Hendrickson	VAN	G	Mike Vernon	FLA
F	Joe Juneau	OTT	D	Artem Anisimov	PHI
F	Sergei Krivokrasov	CGY	D	Chris Armstrong	SJ
F	Darryl Laplante	DET	D	Ladislav Benysek	ANA
F	Jeff Nielsen	ANA	D	Ian Herbers	NYI
F	Stefan Nilsson	VAN	D	Filip Kuba	CGY
F	Jeff Odgers	COL	D	Curtis Leschyshyn	CAR
F	Scott Pellerin	STL	D	Sean O'Donnell	LA
F	Stacy Roest	DET	D	Oleg Orekhovsky	WSH
F	Cam Stewart	FLA			



DRAFT-DAY TRADES

- June 23, 2001 – Minnesota acquired a third-round selection (74th overall – Chris Heid) from the New York Rangers in exchange for the Wild's third-round selection (79th overall – Garth Murray) and fifth-round selection (139th overall – Shawn Collymore) in the 2001 Entry Draft.
- June 22, 2002 – Minnesota acquired Cliff Ronning from the Los Angeles Kings in exchange for the Wild's fourth-round selection (104th overall – Aaron Rome) in the 2002 Entry Draft.
- June 22, 2003 – Minnesota acquired a third-round selection (78th overall – Danny Irmén) from the Toronto Maple Leafs in exchange for the Wild's third-round selection (91st overall – Martin Sagat) and fourth-round selection (125th overall – Konstantin Volkov) in the 2003 Entry Draft.
- July 30, 2005 – Minnesota acquired Todd White from the Ottawa Senators in exchange for the Wild's fourth-round selection (95th overall – Cody Bass) in the 2005 Entry Draft.
- June 24, 2006 – Minnesota acquired Pavol Demitra from the Los Angeles Kings in exchange for Patrick O'Sullivan and the Wild's first-round selection (16th overall – Trevor Lewis) in the 2006 Entry Draft.
- June 22, 2007 – Minnesota acquired a first-round selection (16th overall – Colton Gillies) from the Anaheim Ducks in exchange for the Wild's first-round selection (19th overall – Logan MacMillan) and second-round selection (42nd overall – Eric Tangradi) in the 2007 Entry Draft.
- June 20, 2008 – Minnesota acquired a first-round selection (23rd overall – Tyler Cuma) from the New Jersey Devils in exchange for the Wild's first-round selection (24th overall – Mattias Tedenby) in the 2008 Entry Draft and a third-round selection (73rd overall – Alexander Urbom) in the 2009 Entry Draft.
- June 26, 2009 – Minnesota acquired a first-round selection (16th overall – Nick Leddy), a third-round selection (77th overall – Matt Hackett) and a seventh-round selection (182nd overall – Erik Hauka) from the New York Islanders in exchange for the Wild's first-round selection (12th overall – Calvin de Haan) in the 2009 Entry Draft.
- June 27, 2009 – Minnesota acquired Kyle Brodziak and a sixth-round selection (161st overall – Darcy Kuemper) from the Edmonton Oilers in exchange for the Wild's fourth-round selection (99th overall – Kyle Bigos) and fifth-round selection (133rd overall – Olivier Roy) in the 2009 Entry Draft.
- June 26, 2010 – Minnesota acquired a second-round selection (59th overall – Jason Zucker) from the Florida Panthers in exchange for the Wild's third-round selection (69th overall – Joe Basaraba) and fourth-round selection (99th overall – Joonas Donskoi) in the 2010 Entry Draft.
- June 24, 2011 – Minnesota acquired a first-round selection (28th overall – Zack Phillips) along with Devin Setoguchi and Charlie Coyle from the San Jose Sharks in exchange for Brent Burns and a second-round selection (Pontus Aberg) in the 2012 NHL Entry Draft.
- June 25, 2011 – The Wild acquired a second-round selection (60th overall – Mario Lucia) from the Vancouver Canucks in exchange for a third-round selection (71st overall – David Honzik) and a fourth-round selection (101st overall – Joseph LaBate) in the 2011 NHL Entry Draft.
- June 30, 2013 – Minnesota acquired RW Nino Niederreiter from the New York Islanders in exchange for RW Cal Clutterbuck and a third-round selection (70th overall – Eamon McAdam) in the 2013 NHL Entry Draft.
- June 30, 2013 - The Wild acquired a sixth-round selection (Chase Lang) in the 2014 NHL Entry Draft and the rights to F Benn Ferriero from the New York Rangers in exchange for D Justin Falk.
- June 28, 2014 – Minnesota acquired the 80th selection (Louis Belpedio) in the 2014 NHL Entry Draft and a seventh-round selection (Jack Sadek) in the 2015 NHL Entry Draft from the Tampa Bay Lightning in exchange for the 79th selection (Brayden Point) in the 2014 NHL Entry Draft.
- June 27, 2015 – The Wild acquired a fifth-round selection (135th overall- Krill Kaprizov) in the 2015 NHL Entry Draft from the Boston Bruins in exchange for Minnesota's fifth-round selection in the 2016 NHL Entry Draft.

ALL-TIME AWARDS & ACCOLADES



JACK ADAMS TROPHY

Selected by the National Hockey League Broadcasters' Association, awarded annually to the NHL coach judged to have contributed the most to his team's success.

- Jacques Lemaire (2003)

BILL MASTERTON MEMORIAL TROPHY

Selected by the Professional Hockey Writers' Association, awarded annually to the NHL player who best exemplifies the qualities of perseverance, sportsmanship, and dedication to ice hockey.

- Devan Dubnyk (2015)
- Josh Harding (2013)

JAMES NORRIS MEMORIAL TROPHY

Selected by the Professional Hockey Writers' Association, awarded to the NHL defenseman who demonstrates throughout the season the greatest all-round ability in the position.

- Ryan Suter (2013 – Finalist)

LESTER PATRICK TROPHY

Presented by the NHL and USA Hockey since 1966 to honor a recipient's contribution to ice hockey in the U.S.

- Bob Naegele, Jr. (2008)

FRANK J. SELKE TROPHY

Selected by the Professional Hockey Writers' Association, awarded annually to the NHL forward who demonstrates the most skill in the defensive component of the game.

- Wes Walz (2003 – Finalist)

VEZINA TROPHY

Selected by NHL General Managers, awarded annually to the NHL goaltender judged to be the best at the position.

- Devan Dubnyk (2015 – Finalist)
- Niklas Backstrom (2009 – Finalist)

WILLIAM M. JENNINGS AWARD

The NHL goaltender(s) having played a minimum of 25 games for the team with the fewest goals scored against it.

- Niklas Backstrom & Manny Fernandez (2007)

MBNA ROGER CROZIER SAVING GRACE AWARD

The goaltender having played a minimum of 25 games with the NHL's best save percentage.

- Niklas Backstrom (2007)
- Dwayne Roloson (2004)

NHL FIRST ALL-STAR TEAM

- Ryan Suter (2013)

NHL SECOND ALL-STAR TEAM

- Devan Dubnyk (2015)

NHL ALL-ROOKIE TEAM

- Jonas Brodin (2013)

NHL ALL-STARS

- Ryan Suter (2015)
- Mikko Koivu (2012) - Did not play due to injury
- Brent Burns (2011)
- Martin Havlat (2011)
- Niklas Backstrom (2009)
- Marian Gaborik (2008)
- Brian Rolston (2007)
- Filip Kuba (2004)
- Dwayne Roloson (2004)
- Marian Gaborik (2003)

NHL ALL-STAR AWARDS

- Marian Gaborik (2003 – Fastest Skater)
- Marian Gaborik (2003 – Second Star)

NHL YOUNGSTARS

- Nick Johnson (2012)
- Pierre-Marc Bouchard (2004)
- Nick Schultz (2003)
- Marian Gaborik (2002)

OLYMPIANS

2014

- Mikael Granlund; Finland (bronze)
- Mikko Koivu; Finland - Did not play due to injury
- Nino Niederreiter; Switzerland
- Zach Parise; USA
- Ryan Suter; USA

2010

- Niklas Backstrom; Finland (bronze)
- Martin Havlat; Czech Republic
- Mikko Koivu; Finland (bronze)
- Antti Miettinen; Finland (bronze)
- Marek Zidlicky; Czech Republic

2006

- Marian Gaborik; Slovakia
- Mikko Koivu; Finland (silver)
- Filip Kuba; Czech Republic (bronze)
- Brian Rolston; USA
- Daniel Tjernqvist; Sweden (gold)

NHL PLAYERS OF THE MONTH

- Devan Dubnyk (Third Star - March 2015)
- Devan Dubnyk (First Star - February 2015)
- Josh Harding (Third Star - November 2013)

NHL PLAYERS OF THE WEEK

- Manny Fernandez (12/26/05)
- Dwayne Roloson (12/15/03)
- Marian Gaborik (3/4/02)
- Marian Gaborik (10/21/02)

NHL THREE STARS OF THE WEEK

- Devan Dubnyk (First Star - 3/30/15)
- Devan Dubnyk (First Star - 2/9/15)
- Devan Dubnyk (Third Star - 2/2/15)
- Zach Parise (Third Star - 1/26/15)
- Ryan Suter (Second Star - 12/15/14)
- Darcy Kuemper (Second Star - 10/13/14)
- Darcy Kuemper (Third Star - 3/3/14)
- Zach Parise (First Star - 2/3/14)
- Ryan Suter (Third Star - 1/6/14)
- Josh Harding (Third Star - 11/18/13)
- Jason Pominville (First Star - 11/4/13)
- Niklas Backstrom (Second Star - 3/25/13)
- Niklas Backstrom (Third Star - 3/4/13)
- Matt Hackett (Second Star - 12/12/11)
- Josh Harding (First Star - 11/7/11)
- Jose Theodore (Third Star - 1/10/11)
- Guillaume Latendresse (Third Star - 1/18/10)
- Niklas Backstrom (Second Star - 10/20/08)
- Marian Gaborik (First Star - 1/13/08)
- Marian Gaborik (First Star - 12/23/07)
- Niklas Backstrom (Third Star - 12/3/07)
- Niklas Backstrom (First Star - 12/19/06)



ALL-TIME SWEATER NUMBERS



RETIRED FOR WILD FANS (2000-01)

2

Willie Mitchell (2001-06)
Erik Reitz (2007-09)
Mike Lundin (2011-12)
Keith Ballard (2013-15)

3

Ladislav Benysek (2000-02)
Keith Carney (2006-08)
Marek Zidlicky (2008-12)
Charlie Coyle (2013-15)

4

Curtis Leschyshyn (2000-01)
Brad Brown (2001-04)
Shawn Belle (2005-06)
Maxim Noreau (2009-10)
Clayton Stoner (2010-14)
Stu Bickel (2014-15)

5

Brad Bombardir (2000-04)
Kim Johnsson (2006-10)
Greg Zanon (2010-12)
Brett Clark (2012-13)
Christian Folin (2013-15)

6

Lubomir Sekeras (2000-01)
Travis Roche (2000-01)
Mike Matteucci (2001-02)
Jean-Guy Trudel (2002-03)
Zbynek Michalek (2003-04)
Erik Reitz (2006-07)
Sean Hill (2007-08)
Tomas Mojzis (2008-09)
Greg Zanon (2009-10)
Marco Scandella (2010-15)

7

Cliff Ronning (2002-03)
Erik Westrum (2005-06)
Clayton Stoner (2009-10)
Matt Cullen (2010-13)
Jonathan Blum (2013-15)

8

Brent Burns (2003-11)
Cody McCormick (2013-14)

9

Hnat Domenichelli (2002-03)
Alexandre Daigle (2003-06)
Mikko Koivu (2006-15)

10

Marian Gaborik (2000-09)
Devin Setoguchi (2011-13)
Jordan Schroeder (2014-15)

11

Kai Nurminen (2000-01)
Pascal Dupuis (2000-07)
Dominic Moore (2006-07)
Chris Simon (2007-08)
Owen Nolan (2008-10)
John Madden (2010-11)
Zach Parise (2012-15)

12

Matt Johnson (2000-04)
Brian Rolston (2005-08)
Craig Weller (2008-09)
Chuck Kobasew (2009-11)

14

Darby Hendrickson (2000-04)
Martin Havlat (2009-10)
Darroll Powe (2012-13)
Justin Fontaine (2013-15)

15

J.J. Daigneault (2000-01)
Andrew Brunette (2001-04; 2008-11)
James Sheppard (2007-08)
Dany Heatley (2011-14)

16

Steve McKenna (2000-01)
Roman Simicek (2000-01)
Bill Muckalt (2002-03)
Steve Kelly (2007-08)
Andrew Ebbett (2009-10)
Brad Staubitz (2010-12)
Jason Zucker (2011-15)

17

Filip Kuba (2000-06)
Wyatt Smith (2006-07)
Todd Fedoruk (2007-08)
Petr Sykora (2009-10)
Casey Wellman (2010-12)
Nick Palmieri (2011-12)
Torrey Mitchell (2012-14)

18

Cam Stewart (2000-01)
Richard Park (2001-04)
Mattias Weinhandl (2005-06)
Adam Hall (2006-07)
Colton Gillies (2008-09, 2010-12)
Jake Dowell (2012-14)
Ryan Carter (2014-15)

19

Jeff Nielsen (2000-01)
David Cullen (2001-02)
Stephane Veilleux (2002-09, 2011-15)
Andy Hilbert (2009-10)
Patrick O'Sullivan (2010-11)
Brett Bulmer (2011-12)

20

Maxim Sushinsky (2000-01)
Andrei Zyuzin (2002-06)
Antti Miettinen (2008-11)
Kurtis Foster (2011-12)
Ryan Suter (2012-15)

21

Cam Stewart (2000-02)
Eric Chouinard (2003-04)
Mikko Koivu (2005-06)
Mark Parrish (2006-08)
Kyle Brodziak (2009-15)

22

Stacy Roest (2000-02)
Cal Clutterbuck (2007-13)
Nino Niederreiter (2013-15)

23

Pavel Patera (2000-01)
Jason Marshall (2001-04)
Scott Ferguson (2005-06)
Jason Morgan (2006-07)
Petr Kalus (2009-10)
Cody Almond (2009-10)
Eric Nystrom (2010-11)
Jeff Taffe (2011-12)
Sean Bergenheim (2014-15)

24

Antti Laaksonen (2000-04)
Derek Boogaard (2005-10)
Martin Havlat (2010-11)
Matt Cooke (2013-15)

25

Sergei Krivokrasov (2000-02)
Rickard Wallin (2002-04)
Randy Robitaille (2005-06)
Eric Belanger (2007-10)
Cam Barker (2010-11)
Nick Johnson (2011-12)
Jonas Brodin (2012-15)

26

Christian Matte (2000-01)
Tony Virta (2001-02)
Christoph Brandner (2003-04)
Kurtis Foster (2005-09)
Jaime Sifers (2009-10)
Erik Christensen (2011-12)
Matt Moulson (2013-14)
Thomas Vanek (2014-15)

27

Sean O'Donnell (2000-01)
Kyle Wanstig (2002-06)
Joel Ward (2006-07)
Cody Almond (2010-12)
Mike Rupp (2012-14)
Brett Sutter (2014-15)

28

Mike Matteucci (2000-01)
Jeremy Stevenson (2002-03)
Jason Weimer (2003-04)
Todd White (2005-07)
Peter Olvecky (2008-09)
Matt Kassian (2010-12)
Zenon Konopka (2012-14)

29

Jamie McLennan (2000-01)
Josh Harding (2005-09)
Jed Ortmeyer (2010-11)
Jon DiSalvatore (2011-12)
Jason Pominville (2012-15)

30

Derek Gustafson (2000-01)
Dwayne Roloson (2001-06)
Ilya Bryzgalov (2013-14)

31

David Brumby (2000-01)
Zac Bierk (2000-01)
Derek Gustafson (2001-03)
Dieter Kochan (2002-03)
Miroslav Kopriava (2006-07)
Wade Dubielewicz (2009-10)
Matt Hackett (2011-13)

32

Brian Bonin (2000-01)
Jason Marshall (2001-02)
Marc Chouinard (2003-06)
Niklas Backstrom (2006-15)

33

Scott Pellerin (2000-01)
Sergei Zholtok (2001-04)
Petteri Nummelin (2006-08)
John Curry (2013-15)
Jordan Leopold (2014-15)

34

Jim Dowd (2000-04)
Daniel Tjernqvist (2005-06)
Aaron Voros (2007-08)
Shane Hnidy (2009-10)
Maxim Noreau (2010-11)
David McIntyre (2011-12)

35

Manny Fernandez (2000-07)
Anton Khudobin (2009-11)
Darcy Kuemper (2012-15)

36

Sylvain Blouin (2000-02)
Alex Henry (2003-06)
John Scott (2008-10)
Chad Rau (2011-12)

37

Wes Walz (2000-08)
Josh Harding (2009-14)

38

Curtis Murphy (2002-03)
Pavel Demitra (2006-08)
Robbie Earl (2009-11)
Steven Kampfer (2011-12)

39

Ladislav Benysek (2000-01)
Travis Roche (2000-01)
Kryštof Kolano (2008-09)
Nate Prosser (2010-15)

40

Chris Armstrong (2000-01)
Danny Irmen (2009-10)
Devan Dubnyk (2014-15)

41

Martin Skoula (2005-09)
Justin Falk (2009-11)
Jed Ortmeyer (2011-12)

42

Andy Sutton (2000-02)
Drew Bagnall (2010-11)

43

Warren Peters (2010-12)

44

Aaron Gavey (2000-02)
Andrei Nazarov (2005-06)
Justin Falk (2011-13, 2014-15)
Chris Stewart (2014-15)

45

Peter Bartos (2000-01)
Cam Barker (2009-10)
Carson McMillan (2010-12, 2013-14)

46

Jared Spurgeon (2010-15)

47

Marc-Andre Bergeron (2008-09)
Chay Genoway (2011-12)
Johan Larsson (2013)

48

Guillaume Latendresse (2009-12)

49

Dan Fritzsche (2008-09)

51

James Sheppard (2008-10)

53

Tyler Graovac (2014-15)

54

Brett Bulmer (2013-14)

55

Nick Schultz (2001-12)
Matt Dumba (2013-15)

56

Erik Reitz (2005-06)
Erik Hauka (2013-15)

59

Kris Fredheim (2011-12)

60

Jose Theodore (2010-11)

63

Charlie Coyle (2012-13)

64

Mikael Granlund (2012-15)

65

Tyler Cuma (2011-12)

67

Benoit Pouliot (2006-09)

71

Sebastien Borgeleau (2001-02)
Travis Roche (2003-04)

72

Kris Foucault (2011-12)

77

Lubomir Sekeras (2000-03)
Tom Gilbert (2011-13)

79

Jared Palmer (2011-12)

82

Marian Gaborik (2000-01)

83

Matt Foy (2005-08)

92

Branko Radivojevic (2006-08)

96

Pierre-Marc Bouchard (2002-13)





ALL-TIME ROSTER

A

Almond, Cody (2009-12)
Armstrong, Chris (2000-01)

B

Backstrom, Niklas (2006-15)
Bagnall, Drew (2010-11)
Ballard, Keith (2013-15)
Barker, Cam (2009-11)
Bartos, Peter (2000-01)
Belanger, Eric (2007-10)
Belle, Shawn (2006-07)
Benysek, Ladislav (2000-03)
Bergenheim, Sean (2014-15)
Bergeron, Marc-Andre (2008-09)
Bickel, Stu (2014-15)
Bierk, Zac (2000-01)
Blouin, Sylvain (2000-03)
Blum, Jonathon (2013-15)
Bombardier, Brad 'V' (2000-04)
Bonin, Brian (2000-01)
Boogaard, Derek (2005-10)
Bordeleau, Sebastien (2001-02)
Bouchard, Pierre-Marc (2002-13)
Brandner, Christoph (2003-04)
Brodin, Jonas (2012-15)
Brodziak, Kyle (2009-15)
Brown, Brad (2001-04)
Brunette, Andrew (2001-04, 2008-11)
Bryzgalov, Ilya (2013-14)
Bulmer, Brett (2011-12, 2013-14)
Burns, Brent (2003-11)

C

Carney, Keith (2006-08)
Carter, Ryan (2014-15)
Chouinard, Marc (2003-06)
Chouinard, Eric (2003-04)
Christensen, Erik (2011-12)
Clark, Brett (2013)
Clutterbuck, Cal (2007-13)
Cooke, Matt (2013-15)
Coyle, Charlie (2012-15)
Cullen, David (2001-02)
Cullen, Matt (2010-13)
Cuma, Tyler (2011-12)
Curry, John (2013-15)

D

Daigle, Alexandre (2003-06)
Daigneault, J.J. (2000-01)
Demitra, Pavol (2006-08)
DiSalvatore, Jon (2011-12)
Domenichelli, Hnat (2001-03)
Dowd, Jim (2000-04)
Dowell, Jake (2012-14)
Dubielewicz, Wade (2009-10)
Dubnyk, Devan (2014-15)
Dumba, Matt (2013-15)
Dupuis, Pascal (2000-07)

E

Earl, Robbie (2009-11)
Ebbett, Andrew (2009-10)

F

Falk, Justin (2009-13, 2014-15)
Fedoruk, Todd (2007-08)
Ferguson, Scott (2005-06)
Fernandez, Manny (2000-07)
Folin, Christian (2013-15)
Fontaine, Justin (2013-15)
Foster, Kurtis (2005-09, 2011-12)
Foucault, Kris (2011-12)
Foy, Matt (2005-08)
Fredheim, Kris (2011-12)
Fritzsche, Dan (2008-09)

G

Gaborik, Marian (2000-09)
Gavey, Aaron (2000-02)
Genoway, Chay (2011-12)
Gilbert, Tom (2011-13)
Gillies, Colton (2008-09, 2010-12)
Granlund, Mikael (2012-15)
Grosvac, Tyler (2014-15)
Gustafson, Derek (2000-02)

H

Hall, Adam (2006-07)
Hackett, Matt (2011-13)
Harding, Josh (2005-14)
Haula, Erik (2013-15)
Havlat, Martin (2009-11)
Heatley, Dany (2011-14)
Hendrickson, Darby (2000-04)
Henry, Alex (2003-06)
Hilbert, Andy (2009-10)
Hill, Sean (2007-08)
Hnidy, Shane (2009-10)

I

Irmen, Danny (2009-10)

J

Johnson, Nick (2011-12)
Johnson, Matt (2000-04)
Johnsson, Kim (2006-10)

K

Kalus, Petr (2009-10)
Kampfer, Steven (2011-12)
Kassian, Matt (2010-12)
Kelly, Steve (2007-08)
Khudobin, Anton (2009-11)
Kobasew, Chuck (2009-11)
Kochan, Dieter (2002-03)
Koivu, Mikko (2005-15)
Kolanos, Krystofer (2008-09)
Konopka, Zenon (2012-13)
Krivokrasov, Sergei (2000-02)
Kuba, Filip (2000-06)
Kuemper, Darcy (2012-15)

L

Laaksonen, Antti (2000-04)
Larsson, Johan (2013)
Latendresse, Guillaume (2009-12)
Leopold, Jordan (2014-15)
Leschyshyn, Curtis (2000-01)
Lundin, Mike (2011-12)

M

Madden, John (2010-11)
Marshall, Jason (2001-04)
Matte, Christian (2000-01)
Matteucci, Mike (2001-02)
McCormick, Cody (2013-14)
McKenna, Steve (2000-01)
McIntyre, David (2011-12)
McLennan, Jamie (2000-01)
McMillan, Carson (2010-12, 2013-14)
Michalek, Zbynek (2003-04)
Miettinen, Antti (2008-11)
Mitchell, Torrey (2012-14)
Mitchell, Willie (2000-06)
Mojzis, Tomas (2008-09)
Moore, Dominic (2006-08)
Morgan, Jason (2006-07)
Moulson, Matt (2013-14)
Muckalt, Bill (2002-03)
Murphy, Curtis (2002-03)

N

Nazarov, Andrei (2005-06)
Niederreiter, Nino (2013-15)
Nielsen, Jeff (2000-01)
Nolan, Owen (2008-10)
Noreau, Maxim (2009-11)
Nummelin, Petteri (2006-08)
Nurminen, Kai (2000-01)
Nystrom, Eric (2010-11)

O

O'Donnell, Sean (2000-01)
Olvecky, Peter (2008-09)
Ortmeyer, Jed (2010-12)
O'Sullivan, Patrick (2010-11)

P

Palmer, Jarod (2011-12)
Palmieri, Nick (2011-12)
Parise, Zach (2012-15)
Park, Richard (2001-04)
Parrish, Mark (2006-08)
Patera, Pavel (2000-01)
Peters, Warren (2010-12)
Pellerin, Scott (2000-01)
Pominville, Jason (2012-15)
Powe, Darroll (2011-13)
Pouliot, Benoit (2006-10)
Prosser, Nate (2009-15)

R

Radivojevic, Branko (2006-08)
Rau, Chad (2011-12)
Reitz, Erik (2005-09)
Robitaille, Randy (2005-06)
Roche, Travis (2000-01)
Roest, Stacy (2000-02)
Roloson, Dwayne (2002-06)
Rolston, Brian (2005-08)
Ronning, Cliff (2002-03)
Rupp, Mike (2012-14)

S

Schultz, Nick (2001-12)
Scott, John (2008-10)
Scandella, Marco (2010-15)
Schroeder, Jordan (2014-15)
Sekeras, Lubomir (2000-03)
Setoguchi, Devin (2011-13)
Sheppard, James (2007-10)
Sifers, Jaime (2009-10)
Simicek, Roman (2000-02)
Simon, Chris (2007-08)
Skoula, Martin (2005-09)
Smith, Nathan (2009-10)
Smith, Wyatt (2006-07)
Spurgeon, Jared (2010-15)
Staubitz, Brad (2010-12)
Stevenson, Jeremy (2002-04)
Stewart, Cam (2000-01)
Stewart, Chris (2014-15)
Stoner, Clayton (2009-14)
Suter, Ryan (2012-15)
Sutter, Brett (2014-15)
Sutton, Andy (2000-02)
Sushinsky, Maxim (2000-01)
Sykora, Petr (2009-10)

T

Taffe, Jeff (2011-12)
Theodore, Jose (2010-11)
Tjarnqvist, Daniel (2005-06)
Trudel, Jean-Guy (2002-03)

V

Veilleux, Stephane (2002-09, 2011-15)
Virta, Tony (2001-02)
Voros, Aaron (2007-08)

W

Walz, Wes (2000-08)
Wallin, Rickard (2002-04)
Wanvig, Kyle (2002-06)
Ward, Joel (2006-07)
Weinhandl, Mattias (2005-07)
Weller, Craig (2008-09)
Wellman, Casey (2009-12)
Westrum, Erik (2005-06)
White, Todd (2005-07)
Wiemer, Jason (2003-04)

Z

Zanon, Greg (2009-12)
Zholtok, Sergei (2001-04)
Zidlicky, Marek (2008-12)
Zucker, Jason (2011-15)
Zyzin, Andrei (2002-06)

AUSTRIA (2)

Brandner, Christoph (2003-04)
Vaneck, Thomas (2014-15)

CANADA (114)

Alberta (25):

Almond, Cody (2009-12)
Belle, Shawn (2006-07)
Brodziak, Kyle (2009-15)
Christensen, Erik (2011-12)
Domenichelli, Hnat (2001-03)
Dumba, Matt (2013-15)
Fedoruk, Todd (2007-08)
Ferguson, Scott (2005-06)
Fontaine, Justin (2013-15)
Foucault, Kris (2011-12)
Johnson, Nick (2011-12)
Kassian, Matt (2010-12)
Kolanos, Krys (2008-09)
Stewart, Chris (2014-15)
Stoner, Clayton (2009-14)
Suter, Ryan (2012-15)
Sutter, Brett (2014-15)
Sutton, Andy (2000-02)
Sushinsky, Maxim (2000-01)
Sykora, Petr (2009-10)

Ontario (32):
Bierk, Zac (2000-01)
Brunette, Andrew (2001-11)
Burns, Brent (2003-11)
Clutterbuck, Cal (2007-13)
Cooke, Matt (2013-15)
Cullen, David (2001-02)
Cuma, Tyler (2011-12)
Fernandez, Manny (2000-07)
Foster, Kurtis (2005-12)
Foy, Matt (2005-08)
Gavey, Aaron (2000-02)
Graovac, Tyler (2014-15)
Hackett, Matt (2011-13)
Henry, Alex (2003-06)
Johnson, Matt (2000-04)
Konopka, Zenon (2012-14)
Madden, John (2010-11)
McCormick, Cody (2013-14)
McIntyre, David (2011-12)
McKenna, Steve (2000-01)
Moore, Dominic (2006-08)
Moulson, Matt (2013-14)
O'Donnell, Sean (2000-01)
Pouliot, Benoit (2006-10)
Robitaille, Randy (2005-06)
Roloson, Dwayne (2001-06)
Simon, Chris (2007-08)
Stewart, Cam (2000-01)
Stewart, Chris (2014-15)
Sutton, Andy (2000-02)
Ward, Joel (2006-07)
White, Todd (2005-07)

Saskatchewan (12):
Armstrong, Chris (2000-01)
Boogaard, Derek (2005-10)
Clark, Brett (2012-13)
Dubielewicz, Wade (2009-10)
Dubnyk, Devan (2014-15)
Harding, Josh (2005-15)
Kochan, Dieter (2002-03)
Kuemper, Darcy (2012-15)
Murphy, Curtis (2002-03)
Peters, Warren (2010-12)
Powe, Darroll (2011-13)
Schultz, Nick (2001-12)

Quebec (17):
Belanger, Eric (2007-10)
Bergeron, Marc-Andre (2008-09)
Blouin, Sylvain (2000-03)
Bouchard, Pierre-Marc (2002-13)
Chouinard, Marc (2003-06)
Daigle, Alexandre (2003-06)
Daigneault, J.J. (2000-01)
Dupuis, Pascal (2000-07)
Latendresse, Guillaume (2009-12)
Matte, Christian (2000-01)
Mitchell, Torrey (2012-14)
Noreau, Maxim (2009-11)
Pominville, Jason (2012-15)
Scandella, Marco (2010-15)
Theodore, Jose (2010-11)
Trudel, Jean-Guy (2002-03)
Veilleux, Stephane (2002-15)

CZECHOSLOVAKIA (17)

Bartos, Peter (2000-01)
Benysek, Ladislav (2000-03)
Demitra, Pavol (2006-08)
Gaborik, Marian (2000-09)
Havlat, Martin (2009-11)
Kalus, Petr (2009-10)
Kuba, Filip (2000-06)
Michalek, Zbynek (2003-04)
Mojzis, Tomas (2008-09)
Olvecky, Peter (2008-09)
Patera, Pavel (2000-01)
Radivojevic, Branko (2006-08)
Sekeras, Lubomir (2000-03)
Simicek, Roman (2000-02)
Skoula, Martin (2005-09)
Zidlicky, Marek (2008-12)
Sykora, Petr (2009-10)

FINLAND (10)

Backstrom, Niklas (2006-15)
Bergenheim, Sean (2014-15)
Granlund, Mikael (2012-15)
Haula, Erik (2013-15)
Koivu, Mikko (2005-15)
Laaksonen, Antti (2000-04)
Miettinen, Antti (2008-11)
Nummelin, Petteri (2006-08)
Nurminen, Kai (2000-01)
Palmer, Jarod (2011-12)
Parise, Zach (2012-15)
Parrish, Mark (2006-08)
Prosser, Nate (2009-15)
Rau, Chad (2011-12)
Schroeder, Jordan (2014-15)
Smith, Wyatt (2006-07)
Taffe, Jeff (2011-12)
Westrum, Erik (2005-06)

GERMANY (1)

Heatley, Dany (2011-14)

NORTHERN IRELAND (1)

Nolan, Owen (2008-10)

RUSSIA (7)

Bryzgalov, Ilya (2013-14)
Khudobin, Anton (2009-11)
Krivokrasov, Sergei (2000-02)
Nazarov, Andrei (2005-06)
Sushinsky, Maxim (2000-01)
Zholtok, Sergei (2001-04)
Zyzin, Andrei (2002-06)

SOUTH KOREA (1)

Park, Richard (2001-04)

SWEDEN (7)

Brodin, Jonas (2012-15)
Folin, Christian (2013-15)
Johnsson, Kim (2006-10)
Larsson, Johan (2012-13)
Tjarnqvist, Daniel (2005-06)
Wallin, Rickard (2002-04)
Weinhandl, Mattias (2005-07)

SWITZERLAND (1)

Niederreiter, Nino (2013-15)

UNITED STATES (47)

California (4):
Blum, Jonathon (2013-15)
Stevenson, Jeremy (2002-04)
Wellman, Casey (2009-12)
Zucker, Jason (2011-15)

Connecticut (1):

Sifers, Jaime (2009-10)

Georgia (1):

Chouinard, Eric (2003-04)

Illinois (1):

Earl, Robbie (2009-11)

Maine (1):

DiSalvatore, Jon (2011-12)

Massachusetts (1):

Coyle, Charlie (2012-15)

Michigan (5):

Hall, Adam (2006-07)

Hilbert, Andy (2009-10)

Kampfer, Steven (2011-12)

Reitz, Erik (2005-09)

Rolston, Brian (2005-08)

Minnesota (21):

Ballard, Keith (2013-15)

Bickel, Stu (2014-15)

Bonin, Brian (2000-01)

Carter, Ryan (2014-15)

Cullen, Matt (2010-13)

Curry, John (2013-15)

Gilbert, Tom (2011-13)

Hendrickson, Darby (2000-04)

Hill, Sean (2007-08)

Leopold, Jordan (2014-15)

Lundin, Mike (2011-12)

Nielsen, Jeff (2000-01)

Palmer, Jarod (2011-12)

Parise, Zach (2012-15)

Parrish, Mark (2006-08)

Prosser, Nate (2009-15)

Rau, Chad (2011-12)

Schroeder, Jordan (2014-15)

Smith, Wyatt (2006-07)

Taffe, Jeff (2011-12)

Westrum, Erik (2005-06)

Nebraska (1):

Ortmeyer, Jed (2010-12)

New Jersey (1):

Dowd, Jim (2000-04)

New York (2):

Nystrom, Eric (2010-11)

Palmieri, Nick (2011-12)

North Carolina (1):

O'Sullivan, Patrick (2010-11)

North Dakota (1):

Irmen, Danny (2009-10)

Ohio (2):

Fritzsche, Dan (2008-09)

Rupp, Mike (2012-14)

Oregon (1):

Gustafson, Derek (2000-02)

Rhode Island (1):

Carney, Keith (2006-08)

Wisconsin (2):

Dowell, Jake (2012-14)

Suter, Ryan (2012-15)



ALL-TIME ROSTER BY COUNTRY OF BIRTH



ALL-TIME STREAKS

LARGEST MARGINS OF VICTORY

Date	Margin of Victory	Opponent	Score	Goaltenders (Wild/Opp.)
1/15/15	7 goals	@ BUF	7-0	Dubnyk/Enroth
3/18/14	6 goals	@ NY Islanders	6-0	Bryzgalov/Nilsson
1/19/11	6 goals	@ CGY	6-0	Backstrom/Kiprusoff
10/12/05	6 goals	vs. VAN	6-0	Roloson/Cloutier
3/25/04	6 goals	@ CHI	8-2	Fernandez/Munro
11/29/01	6 goals	vs. FLA	6-0	Roloson/Luongo, Kidd
12/17/00	6 goals	vs. DAL	6-0	Fernandez/Belfour

LARGEST MARGINS OF DEFEAT

Date	Margin of Defeat	Opponent	Score	Goaltenders (Wild/Opp.)
3/20/11	7 goals	vs. MTL	8-1	Theodore, Backstrom/Auld
1/3/15	6 goals	@ DAL	7-1	Kuemper, Backstrom/Lehtonen
3/6/12	6 goals	@ COL	7-1	Hackett, Harding/Varlamov
3/2/12	6 goals	@ DET	6-0	Harding, Hackett/Howard
1/13/13	5 goals	15x, last @ PIT	7-2	Backstrom, Curry/Fleury

WINNING STREAKS

Longest Winning Streaks	Longest Home Winning Streaks	Longest Road Winning Streaks
9 games - 3/8-3/24/07	8 games - 12/5/06-1/2/07	12 games - 2/18-4/9/15
7 games - 3/14-3/27/13	8 games - 10/5-11/2/06	7 games - 11/13-12/10/11
7 games - 11/28-12/10/11	6 games - 5x, last, 2/3-2/22/15	5 games - 3/9-3/25/13
6 games - 1/27-2/9/15		5 games - 3/8-3/17/07
6 games - 10/5-10/18/06		4 games - 1/11-1/19/07

POINT STREAKS

Overall	Home	Road
10 games - 1/20-2/14/15 (8-0-2)	10 games - 1/2-4/10/14 (9-0-1)	12 games - 2/18-4/9/15 (12-0-0)
10 games - 3/8-3/27/07 (9-0-1)	10 games - 2/19-4/10/09 (6-0-4)	9 games - 2/22-3/17/07 (7-0-2)
9 games - 12/13-12/30/03 (4-0-5)	9 games - 1/6-2/6/10 (8-0-1)	7 games - 11/13-12/10/11 (7-0-0)
8 games - 3x, last, 11/1-11/17/14 (7-0-1)	8 games - 4x, last, 3/4-4/3/08 (6-0-2)	7 games - 12/6-12/30/03 (2-0-5)
		6 games - 12/18/10-1/8/11 (5-0-1)

WINLESS STREAKS

Overall	Home	Road
12 games - 3/11-4/4/01 (0-7-5)	8 games - 2/26-3/28/01 (0-3-5)	12 games - 12/18/03-1/31/04 (0-4-8)
9 games - 1/19-2/8/02 (0-6-3)	6 games - 11/13-11/30/03 (0-4-2)	11 games - 12/13/11-1/19/12 (0-9-2)
8 games - 3/10-3/26/11 (0-7-1)	6 games - 1/11-2/8/02 (0-3-3)	8 games - 10/3-10/26/09 (0-8-0)
8 games - 12/13-1/28/11 (0-5-3)	5 games - 5x, last, 4/1-4/21/13 (0-4-1)	7 games - 2x, last, 3/31-10/12/02 (0-3-4)
7 games - 3x, last, 2/4-2/10/12 (0-5-2)		

LOSING STREAKS

Overall	Home	Road
6 games - 12/19-12/31/13	5 games - 2/28-3/17/12	8 games - 10/3-10/26/09
5 games - 10/8-10/17/09	4 games - 1/31-2/14/12	7 games - 12/12/06-1/9/07
5 games - 12/5-12/14/08	3 games, 4x, last, 4/1-4/11/13	6 games - 12/6-12/29/08
4 games - 9x, last, 1/8-1/13/15		5 games - 3x, last, 12/29/09-1/18/10

SEASON-BY-SEASON STREAKS

Season	Longest Winning Streak	Longest Point Streak	Longest Winless Streak	Longest Losing Streak
2000-01	2 games (five times)	8 games (12/17-1/5)	12 games (3/11-4/4)	4 games (2/21-2/26)
2001-02	3 games (two times)	7 games (two times)	9 games (1/19-2/8)	4 games (1/30-2/8)
2002-03	3 games (six times)	6 games (two times)	5 games (11/25-12/5)	3 games (three times)
2003-04	3 games (four times)	9 games (12/13-12/30)	7 games (two times)	4 games (11/20-11/28)
2005-06	5 games (1/18-1/26)	5 games (1/18-1/26)	4 games (two times)	3 games (four times)
2006-07	9 games (3/8-3/24)	10 games (3/8-3/27)	4 games (11/25-12/2)	3 games (two times)
2007-08	5 games (10/4-10/14)	8 games (10/4-10/21)	5 games (two times)	3 games (two times)
2008-09	4 games (10/11-10/18)	7 games (10/11-10/27)	6 games (12/5-12/17)	5 games (12/5-12/14)
2009-10	5 games (11/27-12/5)	7 games (11/20-12/5)	5 games (10/8-10/17)	5 games (10/8-10/17)
2010-11	4 games (1/2-1/8)	4 games (two times)	8 games (3/10-3/26)	4 games (3/10-3/17)
2011-12	7 games (11/28-12/10)	7 games (11/28-12/10)	8 games (12/13-12/28)	4 games (two times)
2012-13	7 games (3/14-3/27)	7 games (3/14-3/27)	3 games (four times)	3 games (two times)
2013-14	5 games (2/4-3/3)	8 games (1/1-11/17)	6 games (12/19-12/31)	6 games (12/19-12/31)
2014-15	6 games (1/27-3/9)	10 games (1/20-2/14)	6 games (1/3-1/13)	4 games (two times)



RECORDS



RECORD BOOK

TEAM RECORDS

STREAKS

LONGEST WINNING STREAK, SEASON
9 - 3/8-3/24/07
At Home:
8 - 12/5/06-1/2/07
On Road:
12 - 2/18-4/9/15
LONGEST POINTS STREAK, SEASON
10 - 2x, last, (8-0-2) 1/20-2/14/15
At Home:
10 - 2x, last, (7-0-3) 1/16-3/15/14
On Road:
12 - (12-0-0) 2/18-4/9/15
LONGEST WINLESS STREAK, SEASON
12 - (0-9-3) 3/11-4/4/01
At Home:
8 - (0-5-3) 2/26-3/28/01
On Road:
12 - (0-4-8) 12/18/03-1/31/04
LONGEST LOSING STREAK, SEASON
6 - 2x, last, 1/3-1/13/15
At Home:
5 - 2/28-3/17/12
On Road:
8 - 10/3-10/26/09
LONGEST SHUTOUT STREAK, SEASON
169:20 - 3/31-4/7/07
At Home:
157:40 - 3/29-4/7/07
On Road:
158:14 - 12/29/08-1/9/09
MOST CONSECUTIVE GAMES WITHOUT BEING SHUT OUT
93 - 11/2/05-11/29/06
At Home:
72 - 1/12/04-11/29/06
On Road:
54 - 11/2/05-12/27/06
LONGEST SCORELESS STREAK, SEASON
180:07 - 1/28-2/10/02
At Home:
180:07 - 1/28-2/10/02
On Road:
168:48 - 3/3-3/14/01

POINTS

MOST POINTS, SEASON
104 - 2006-07 (48-26-8)
At Home:
63 - 2006-07 (29-6-5)
On Road:
50 - 2014-15 (24-15-2)
FEWEST POINTS, SEASON
68 - 2000-01 (25-39-18)
At Home:
41 - 2001-02 (14-14-13)
On Road:
26 - 2000-01 (11-26-4)

WINS

MOST WINS, SEASON
48 - 2006-07
At Home:
29 - 2006-07
On Road:
24 - 2014-15

FEWEST WINS, SEASON (Full Seasons Only)
25 - 2000-01

At Home:
14 - 2x, last, 2001-02

On Road:
11 - 2x, last, 2003-04

FEWEST GAMES TO 10 WINS, SEASON
12 - 2006-07 (11/2/06)

FEWEST GAMES TO 20 WINS, SEASON
30 - 2011-12 (12/20/07)

FEWEST GAMES TO 30 WINS, SEASON
52 - 2007-08 (2/2/08)

FEWEST GAMES TO 40 WINS, SEASON
71 - 2006-07 (3/13/07)

LOSSES

MOST LOSSES, SEASON
39 - 2000-01

At Home:
17 - 2010-11, 2011-12

On Road:
26 - 2000-01

FEWEST LOSSES, SEASON (Full Seasons Only)
26 - 2006-07

At Home:
6 - 2006-07

On Road:
15 - 2014-15

SHOOTOUTS

MOST SHOOTOUT APPEARANCES, SEASON
20 - 2011-12

At Home:
11 - 2006-07

On Road:
11 - 2011-12

MOST SHOOTOUT WINS, SEASON
11 - 2011-12

At Home:
7 - 2006-07

On Road:
5 - 2x, last, 2013-14

MOST SHOOTOUT LOSSES, SEASON
8 - 2x, last, 2013-14

At Home:
4 - 3x, last, 2013-14

On Road:
6 - 2011-12

MARGINS

LARGEST MARGIN OF VICTORY
7 - 1/15/15 in 7-0 win at BUF

At Home:
6 - 3x, last, 10/12/05 in 6-0 win vs. VAN

On Road:
7 - 1/15/15 in 7-0 win at BUF

LARGEST MARGIN OF DEFEAT
7 - 3/20/11 in 8-1 loss vs. MTL

At Home:
7 - 3/20/11 in 8-1 loss vs. MTL

On Road:
6 - 4x, last, 1/3/15 in 7-1 loss at DAL

RECORD BOOK



TEAM RECORDS

GOALS

*DOES NOT INCLUDE SHOOTOUT GOALS

MOST GOALS, SEASON
227 - 2014-15

At Home:
128 - 2009-10

On Road:
109 - 2006-07

FEWEST GOALS, SEASON (Full Seasons Only)
166 - 2011-12

At Home:
87 - 2000-01

On Road:
72 - 2011-12

MOST GOALS AGAINST, SEASON
239 - 2009-10

At Home:
115 - 2x, last, 2010-11

On Road:
124 - 2x, last, 2009-10

FEWEST GOALS AGAINST, SEASON (Full Seasons Only)
178 - 2002-03

At Home:
79 - 2002-03

On Road:
94 - 2003-04

MOST 20-GOAL SCORERS, SEASON
5 - 2006-07

MOST GOALS SCORED, GAME
8 - 2x, last, 4/10/09 in 8-4 win vs. NSH

At Home:
8 - 4/10/09 in 8-4 win vs. NSH

On Road:
8 - 3/25/04 in 8-2 win at CHI

MOST GOALS SCORED AGAINST, GAME
8 - 3x, last, 3/20/11 in 8-1 loss vs. MTL

At Home:
8 - 3/20/11 in 8-1 loss vs. MTL

On Road:
8 - 2x, last, 12/26/07 in 8-3 loss at DAL

MOST GOALS SCORED BY BOTH TEAMS, GAME
13 - 11/16/06 in 7-6 SO win at NSH

At Home:
12 - 4/10/09 in 8-4 win vs. NSH

On Road:
13 - 11/16/06 in 7-6 SO win at NSH

MOST GOALS, PERIOD
6 - 2/22/15 in 3rd of 6-2 win vs. DAL

At Home:
6 - 2/22/15 in 3rd of 6-2 win vs. DAL

On Road:
4 - 6x, last, 3/16/13 in 1st of 6-4 win at COL

MOST GOALS AGAINST, PERIOD
5 - 5x, last, 1/3/15 in 2nd of 7-1 loss at DAL

At Home:
4 - 8x, last, 11/26/14 in 1st of 4-0 loss vs. LA

On Road:
5 - 5x, last, 1/3/15 in 2nd of 7-1 loss at DAL

MOST GOALS BY BOTH TEAMS, PERIOD
7 - 2x, last, 2/22/15 in 3rd of 6-2 win vs. DAL

At Home:
7 - 2/22/15 in 3rd of 6-2 win vs. DAL

On Road:
7 - 12/27/13 in 1st of 6-4 loss at WPG

ASSISTS

MOST ASSISTS, GAME
14 - 3/25/04 in 8-2 win at CHI

At Home:
12 - 4x, last, 3/10/15 in 6-2 win vs. NJ

On Road:
14 - 3/25/04 in 8-2 win at CHI

MOST ASSISTS AGAINST, GAME
15 - 3/20/11 in 8-1 loss vs. MTL

At Home:
15 - 3/20/11 in 8-1 loss vs. MTL

On Road:
14 - 12/26/07 in 8-3 loss at DAL

MOST ASSISTS BY BOTH TEAMS, GAME
22 - 11/16/06 in 7-6 SO win at NSH (MIN-11, NSH-11)

At Home:
21 - 1/2/11 in 6-5 OT win vs. ARI (MIN-11, ARI-10)

On Road:
22 - 11/16/06 in 7-6 SO win at NSH (MIN-11, NSH-11)

MOST ASSISTS, PERIOD
8 - 10x, last, 1/4/14 in 2nd of 5-3 win vs. WSH

At Home:
8 - 6x, last, 1/4/14 in 2nd of 5-3 win vs. WSH

On Road:
9 - 2/22/15 in 3rd of 6-2 win vs. DAL

MOST ASSISTS AGAINST, PERIOD
10 - 3x, last, 10/27-14 in 3rd of 5-4 loss at NYR

At Home:
8 - 3/20/11 in 2nd of 8-1 loss vs. MTL

On Road:
10 - 3x, last, 10/27-14 in 3rd of 5-4 loss at NYR

MOST ASSISTS BY BOTH TEAMS, PERIOD
13 - 12/27/13 in 1st of 6-4 loss at WPG (MIN-6, WPG- 7)

At Home:
11 - 3x, last, 2/22/15 in 3rd of 6-2 win vs. DAL (MIN-9, DAL -2)

On Road:
13 - 12/27/13 in 1st of 6-4 loss at WPG (MIN-6, WPG- 7)

POINTS

MOST POINTS, GAME
22 - 3/25/04 in 8-2 win at CHI

At Home:
19 - 4/10/09 in 8-4 win vs. NSH

On Road:
22 - 3/25/04 in 8-2 win at CHI

MOST POINTS AGAINST, GAME
22 - 2x, last, 3/20/11 in 8-1 loss vs. MTL

At Home:
22 - 3/20/11 in 8-1 loss vs. MTL

On Road:
22 - 12/26/07 in 8-3 loss at DAL

MOST POINTS BY BOTH TEAMS, GAME
34 - 11/16/06 in 7-6 SO win at NSH (MIN-17, NSH-17)

At Home:
32 - 1/2/11 in 6-5 OT win vs. ARI (MIN-17, ARI-15)

On Road:
34 - 11/16/06 in 7-6 SO win at NSH (MIN-17, NSH-17)

MOST POINTS, PERIOD
15 - 2/22/15 (6g-9a) in 3rd of 6-2 win vs. DAL

At Home:
15 - 2/22/15 (6g-9a) in 3rd of 6-2 win vs. DAL

On Road:
12 - 3x, last, 1/30/07 (4g-8a) in 3rd of 5-2 win at STL

MOST POINTS AGAINST, PERIOD
15 - 2x, last, 10/27/14 (5g-10a) in 3rd of 5-4 loss at NYR

At Home:
12 - 3/20/11 (4g-8a) in 2nd of 8-1 loss vs. MTL

On Road:
15 - 2x, last, 10/27/14 (5g-10a) in 3rd of 5-4 loss at NYR



RECORD BOOK

TEAM RECORDS

MOST POINTS BY BOTH TEAMS, PERIOD

20 - 12/27/13 in 1st of 6-4 loss at WPG (MIN-9, WPG-11)

At Home:

18 - 2/22/15 in 3rd of 6-2 win vs. DAL (MIN-15, DAL-3)

On Road:

20 - 12/27/13 in 1st of 6-4 loss at WPG (MIN-9, WPG-11)

SPECIAL TEAMS

BEST POWER-PLAY PERCENTAGE, SEASON

20.1 - 2008-09 (66/328)

At Home:

23.8 - 2006-07 (49/206)

On Road:

19.0 - 2008-09 (32/168)

LOWEST POWER-PLAY PERCENTAGE, SEASON

9.6 - 2000-01 (36/374)

At Home:

9.6 - 2000-01 (19/198)

On Road:

9.7 - 2000-01 (17/176)

BEST PENALTY-KILL PERCENTAGE, SEASON

87.6 - 2008-09 (36/291)

At Home:

87.8 - 2014-15 (15/123)

On Road:

89.1 - 2008-09 (17/156)

LOWEST PENALTY-KILL PERCENTAGE, SEASON

78.8 - 2013-14 (53/250)

At Home:

78.8 - 2013-14 (24/113)

On Road:

78.8 - 2013-14 (29/137)

MOST POWER-PLAY GOALS, SEASON

77 - 2005-06

At Home:

49 - 2006-07

On Road:

32 - 2008-09

FEWEST POWER-PLAY GOALS, SEASON (Full Seasons Only)

36 - 2000-01

At Home:

19 - 2000-01

On Road:

12 - 2014-15

MOST POWER-PLAY GOALS AGAINST, SEASON

62 - 2001-02

At Home:

28 - 2005-06

On Road:

35 - 2001-02

FEWEST POWER-PLAY GOALS AGAINST, SEASON (Full Seasons Only)

32 - 2014-15

At Home:

15 - 2014-15

On Road:

17 - 2014-15

MOST POWER-PLAY GOALS, GAME

5 - 3x, last, 11/29/08 in 6-2 win at NSH

At Home:

5 - 2x, last, 2/7/06 in 5-1 win vs. LA

On Road:

5 - 11/29/08 in 6-2 win at NSH

MOST POWER-PLAY GOALS AGAINST, GAME

4 - 1/30/10 in 5-2 loss at SJ

At Home:

3 - 2x, last, 2/8/02 in 6-0 loss vs. COL

On Road:

4 - 1/30/10 in 5-2 loss at SJ

MOST POWER-PLAY GOALS, PERIOD

4 - 12/14/07 in 2nd of 5-2 win at ANA

At Home:

3 - 4x, last, 1/4/14 in 2nd of 5-3 win vs. WSH

On Road:

4 - 12/14/07 in 2nd of 5-2 win at ANA

MOST POWER-PLAY GOALS AGAINST, PERIOD

3 - 2x, last, 4/2/03 in 1st of 3-0 loss at CBJ

At Home:

3 - 2/8/02 in 1st of 6-0 loss vs. COL

On Road:

3 - 4/2/03 in 1st of 3-0 loss at CBJ

MOST POWER-PLAY CHANCES, SEASON

453 - 2005-06 (77 PPGs, 17.0%)

At Home:

236 - 2005-06 (46 PPGs, 19.5%)

On Road:

217 - 2005-06 (31 PPGs, 14.3%)

FEWEST POWER-PLAY CHANCES, SEASON (Full Seasons Only)

246 - 2014-15 (39 PPGs, 15.9%)

At Home:

129 - 2013-14 (23 PPGs, 17.8%)

On Road:

108 - 2014-15 (12 PPGs, 11.1%)

MOST POWER-PLAY CHANCES, GAME

11 - 3x, last, 11/29/08 in 6-2 win at NSH

At Home:

11 - 12/29/06 in 4-3 OT win vs. CBJ

On Road:

11 - 2x, last, 11/29/08 in 6-2 win at NSH

FEWEST POWER-PLAY CHANCES, GAME

0 - 8x, last, 3/17/15 in 3-2 win at NSH

At Home:

0 - 3/6/07 in 3-0 loss vs. SJ

On Road:

0 - 7x, last, 3/17/15 in 3-2 win at NSH

MOST CONSECUTIVE GAMES WITH A PP GOAL, SEASON

9 - 10/16-11/1/03

At Home:

10 - 10/25-12/17/05

On Road:

5 - 4x, 3/5-3/20

MOST CONSECUTIVE GAMES WITH A PP GOAL AGAINST, SEASON

7 - 12/07-12/19/02

At Home:

7 - 2x, last, 11/23-12/19/02

On Road:

8 - 2x, last, 11/14-12/12/10

MOST SHORT-HANDED GOALS, SEASON

13 - 2000-01

At Home:

10 - 2000-01

On Road:

7 - 2001-02

FEWEST SHORT-HANDED GOALS, SEASON (Full Seasons Only)

3 - 2007-08

At Home:

1 - 2013-14

On Road:

1 - 4x, last, 2011-12

MOST SHORT-HANDED GOALS AGAINST, SEASON

14 - 2000-01

At Home:

7 - 2000-01

On Road:

9 - 2009-10

RECORD BOOK



TEAM RECORDS

FEWEST SHORT-HANDED GOALS AGAINST, SEASON (Full Seasons Only)

3 - 2014-15

At Home:

1 - 3x, last, 2014-15

On Road:

1 - 2002-03

MOST SHORT-HANDED GOALS, GAME

2 - 2x, last, 4/11/09 in 6-3 win at CBJ

At Home:

2 - 11/26/00 in 4-2 win vs. VAN

On Road:

2 - 4/11/09 in 6-3 win at CBJ

MOST SHORT-HANDED GOALS AGAINST, GAME

2 - 2x, last, 2/14/09 in 5-3 loss vs. OTT

At Home:

2 - 2x, last, 2/14/09 in 5-3 loss vs. OTT

On Road:

1 - 58x, last, 1/3/15 in 7-1 loss at DAL

MOST SHORT-HANDED GOALS, PERIOD

2 - 11/26/00 in 2nd of 4-2 win vs. VAN

At Home:

2 - 11/26/00 in 2nd of 4-2 win vs. VAN

On Road:

1 - 38x, last, 1/15/15 in 2nd of 7-0 win at BUF

MOST SHORT-HANDED GOALS AGAINST, PERIOD

1 - 101x, last, 1/3/15 in 2nd of 7-1 loss at DAL

At Home:

1 - 43x, last, 12/27/14 in 3rd of 4-3 OT loss vs. WPG

On Road:

1 - 58x, last, 1/3/15 in 2nd of 7-1 loss at DAL

MOST TIMES SHORT-HANDED, SEASON

436 - 2005-06 (55 PPGA, 87.4%)

At Home:

215 - 2005-06 (28 PPGA, 87.0%)

On Road:

221 - 2005-06 (27 PPGA, 87.8%)

FEWEST TIMES SHORT-HANDED, SEASON (Full Seasons Only)

234 - 2014-15 (32 PPGA, 86.3%)

At Home:

113 - 2013-14 (24 PPGA, 78.8%)

On Road:

111 - 2014-15 (17 PPGA, 84.7%)

MOST SHORT-HANDED SITUATIONS, GAME

10 - 3x, last, 10/21/10 in 4-2 win at EDM

At Home:

9 - 2x, last, 1/24/06 in 3-2 win vs. ARI

On Road:

10 - 3x, last, 10/21/10 in 4-2 win at EDM

MOST CONSECUTIVE GAMES WITH A SHORT-HANDED GOAL, SEASON

2 - 8x, last, 11/9-11/23/11

At Home:

2 - 11/19-11/23/11

On Road:

2 - 2x, last, 4/7-4/9/06

MOST CONSECUTIVE GAMES WITH A SHORT-HANDED GOAL AGAINST, SEASON

3 - 2x, last, 3/26-4/5/10

At Home:

3 - 10/15-10/20/00

On Road:

3 - 3/26-4/5/10

PENALTY MINUTES

MOST PENALTY MINUTES, SEASON

1,209 - 2x, last, 2005-06

At Home:

591 - 2005-06

On Road:

681 - 2001-02

FEWEST PENALTY MINUTES, SEASON (Full Seasons Only)

728 - 2014-15

At Home:

352 - 2013-14

On Road:

371 - 2014-15

MOST PENALTY MINUTES, GAME

57 - (2x), last, 1/3/15 in 7-1 loss at DAL

At Home:

54 - 3/28/08 in 4-0 win vs. VAN

On Road:

57 - (2x), last, 1/3/15 in 7-1 loss at DAL

MOST PENALTY MINUTES BY OPPONENT, GAME

69 - 4/8/11 in 3-1 win at EDM

At Home:

63 - 2/2/04 in 4-0 win vs. STL

On Road:

69 - 4/8/11 in 3-1 win at EDM

MOST PENALTY MINUTES BY BOTH TEAMS, GAME

122 - 4/8/11 in 3-1 win at EDM (MIN-53, EDM-69)

At Home:

113 - 3/28/08 in 4-0 win vs. VAN (MIN-64, VAN-49)

On Road:

122 - 4/8/11 in 3-1 win at EDM (MIN-53, EDM-69)

MOST PENALTY MINUTES, PERIOD

51 - 1/3/15 in 2nd of 7-1 loss at DAL

At Home:

48 - 3/28/08 in 3rd of 4-0 win vs. VAN

On Road:

51 - 1/3/15 in 2nd of 7-1 loss at DAL

MOST PENALTY MINUTES BY OPPONENT, PERIOD

53 - 4/8/11 in 1st of 3-1 win at EDM

At Home:

44 - 2x, last, 2/9/12 in 3rd of 5-2 loss vs. VAN

On Road:

53 - 4/8/11 in 1st of 3-1 win at EDM

MOST PENALTY MINUTES BY BOTH TEAMS, PERIOD



RECORD BOOK

TEAM RECORDS

FEWEST PENALTIES BY OPPONENT, GAME
0 - 6x, last, 3/17/15 in 3-2 win at NSH

At Home:
0 - 3/6/07 in 3-0 loss vs. SJ

On Road:
0 - 5x, last, 3/17/15 in 3-2 win at NSH

FEWEST PENALTIES BY BOTH TEAMS, GAME
0 - 11/30/13 in 3-2 loss at COL

At Home:
1 - 3/15/14 in 2-1 loss vs. CBJ (MIN-0, CBJ-1)

On Road:
0 - 11/30/13 in 3-2 loss at COL

SHOTS

MOST SHOTS, SEASON

2,522 - 2014-15

At Home:
1,305 - 2014-15

On Road:
1,217 - 2014-15

FEWEST SHOTS, SEASON (Full Seasons Only)

1,954 - 2001-02

At Home:
965 - 2001-02

On Road:
981 - 2003-04

MOST SHOTS AGAINST, SEASON

2,625 - 2010-11

At Home:
1,244 - 2000-01

On Road:
1,403 - 2010-11

FEWEST SHOTS AGAINST, SEASON (Full Seasons Only)

2,265 - 2014-15

At Home:
1,035 - 2014-15

On Road:
1,091 - 2002-03

MOST SHOTS, GAME

48 - 10/9/14 in 5-0 win vs. COL

At Home:
48 - 10/9/14 in 5-0 win vs. COL

On Road:
47 - 12/21/02 in 4-2 loss at COL

MOST SHOTS AGAINST, GAME

56 - 11/8/01 in 5-3 win at BOS

At Home:
51 - 12/22/07 in 4-1 loss vs. DET

On Road:
56 - 11/8/01 in 5-3 win at BOS

MOST SHOTS BY BOTH TEAMS, GAME

90 - 11/16/06 in 7-6 SO win at NSH (MIN-45, NSH-45)

At Home:
77 - 2/19/12 in 2-0 win vs. BOS (MIN-29, BOS-48)

On Road:
90 - 11/16/06 in 7-6 SO win at NSH (MIN-45, NSH-45)

FEWEST SHOTS, GAME

11 - 5x, last, 1/4/14 in 5-3 win vs. WSH

At Home:
11 - 2x, last, 1/4/14 in 5-3 win vs. WSH

On Road:
11 - 3x, last 1/23/04 in 6-2 loss at ANA

FEWEST SHOTS AGAINST, GAME

13 - 1/18/03 in 1-0 loss vs. ANA

At Home:
13 - 1/18/03 in 1-0 loss vs. ANA

On Road:
14 - 3x, last 10/15/13 in 4-1 loss at TOR

FEWEST SHOTS BY BOTH TEAMS, GAME

32 - 2/15/04 in 2-1 loss vs. CGY (MIN-16, CGY-16)

At Home:
32 - 2/15/04 in 2-1 loss vs. CGY (MIN-16, CGY-16)

On Road:
35 - 10/10/11 in 2-1 loss at NYI (MIN-21, STL-14)

MOST SHOTS, PERIOD

24 - 2/3/15 in 2nd of 3-0 win vs. CHI

At Home:
24 - 2/3/15 in 2nd of 3-0 win vs. CHI

On Road:
22 - 11/22/06 in 2nd of 4-2 loss at MTL

MOST SHOTS AGAINST, PERIOD

25 - 2x, last, 1/22/11 in 2nd of 4-3 loss at SJ

At Home:
20 - 3/16/10 in 4-2 win vs. EDM

On Road:
25 - 2x, last, 1/22/11 in 2nd of 4-3 loss at SJ

MOST SHOTS BY BOTH TEAMS, PERIOD

36 - 2x, last, 2/27/03 in 2nd of 6-3 win at MTL (MIN-21, MTL-15)

At Home:
33 - 11/28/09 in 3rd of 4-2 win vs. TB (MIN-14, TB-19)

On Road:
36 - 2x, last, 2/27/03 in 2nd of 6-3 win at MTL (MIN-21, MTL-15)

FEWEST SHOTS, PERIOD

0 - 11/08/01 in 3rd of 5-3 win at BOS

At Home:
1 - 6x, last, 1/14/14 in 1st of 5-3 win vs. WSH

On Road:
0 - 11/08/01 in 3rd of 5-3 win at BOS

FEWEST SHOTS AGAINST, PERIOD

0 - 3x, last, 3/3/13 in 2nd of 4-2 win at EDM

At Home:
0 - 2x, last, 3/31/09 in 3rd of 2-1 OT loss vs. VAN

On Road:
0 - 3/3/13 in 2nd of 4-2 win at EDM

FEWEST SHOTS BY BOTH TEAMS, PERIOD

4 - 10/18/05 in 3rd of 2-1 loss at ARI (MIN 2, ARI 2)

At Home:
6 - 3/14/01 in 3rd of 1-0 loss vs. STL (MIN-5, STL-1)

On Road:
4 - 10/18/05 in 3rd of 2-1 loss at ARI (MIN 2, ARI 2)

FASTEST GOALS

FASTEST GOAL FROM START OF GAME

0:12 - Justin Fontaine, 10/12/13 in 5-1 win vs. DAL

At Home:
0:12 - Justin Fontaine, 10/12/13 in 5-1 win vs. DAL

On Road:
0:24 - Mikko Koivu, 12/8/11 in 4-2 win at LA

FASTEST GOAL AGAINST FROM START OF GAME

0:13 - Brenden Morrow, 10/29/08 in 4-2 loss at DAL

At Home:
0:26 - Andrew Brunette, 12/23/05 in 5-3 win vs. COL

On Road:
0:13 - Brenden Morrow, 10/29/08 in 4-2 loss at DAL

FASTEST GOAL FROM START OF 2ND PERIOD:

0:09 - Brian Rolston, 11/30/07 in 3-2 OT win vs. STL

At Home:
0:09 - Brian Rolston, 11/30/07 in 3-2 OT win vs. STL

On Road:
0:12 - 2x, last, Andrew Brunette, 4/5/10 in 4-1 loss at EDM

FASTEST GOAL AGAINST FROM START OF 2ND PERIOD

0:11 - Brad Richards, 10/25/03 in 3-2 loss at TB

At Home:
0:20 - Pavel Datsyuk, 2/17/13 in 3-2 win vs. DET

On Road:
0:11 - Brad Richards, 10/25/03 in 3-2 loss at TB

RECORD BOOK



TEAM RECORDS

FASTEST GOAL FROM START OF 3RD PERIOD

0:08 - Jason Zucker, 1/16/14 in 4-1 win vs. EDM

At Home:
0:08 - Jason Zucker, 1/16/14 in 4-1 win vs. EDM

On Road:
0:21 - Ryan Suter, 3/20/14 in 4-3 OT loss at NJ

FASTEST GOAL AGAINST FROM START OF 3RD PERIOD

0:07 - Trent Klatt, 11/26/00 in 4-2 win vs. VAN

At Home:
0:07 - Trent Klatt, 11/26/00 in 4-2 win vs. VAN

On Road:
0:09 - Patrick Marleau, 10/10/09 in 4-2 loss at SJ

FASTEST GOAL FROM START OF OVERTIME

0:15 - Mikko Koivu, 13/29/12 in 3-2 OT win vs. FLA

At Home:
0:15 - Mikko Koivu, 13/29/12 in 3-2 OT win vs. FLA

On Road:
0:22 - Matt Dumba, 3/17/15 in 3-2 OT win at NSH

FASTEST GOAL AGAINST FROM START OF OVERTIME

0:21 - Oleg Tverdovsky, 12/8/00 in 1-0 OT loss vs. ANA

At Home:
0:21 - Oleg Tverdovsky, 12/8/00 in 1-0 OT loss vs. ANA

On Road:
0:25 - Lee Stempniak, 3/10/06 in 2-1 OT loss at STL

LATEST OVERTIME GOAL

4:55 - Marian Gaborik, 2/17/08 in 5-4 OT win vs. NSH

At Home:
4:55 - Marian Gaborik, 2/17/08 in 5-4 OT win vs. NSH

On Road:
4:46 - Mikko Koivu, 3/5/09 in 4-3 OT win at SJ

LATEST OVERTIME GOAL AGAINST

4:55 - Mathieu Perreault, 10/5/13 in 4-3 OT loss vs. ANA

At Home:
4:55 - Mathieu Perreault, 10/5/13 in 4-3 OT loss vs. ANA

On Road:
4:39 - Sami Salo, 10/22/11 in 3-2 OT loss at VAN

FASTEST TWO GOALS, INDIVIDUAL

0:16 - Pierre-Marc Bouchard, 2/10/06, @18:51 & 19:07 of 1st of 6-3 win at EDM

At Home:
0:40 - Charlie Coyle, 1/11/14, @ 14:19 & 14:59 of 2nd of 4-2 loss vs. COL

On Road:
0:16 - Pierre-Marc Bouchard, 2/10/06, @18:51 & 19:07 of 1st of 6-3 win at EDM

FASTEST TWO GOALS AGAINST, INDIVIDUAL

0:20 - Stu Barnes, 10/19/03, @ 8:16 & 8:36 of 2nd of 3-1 loss at DAL

At Home:
0:57 - Sergei Zubov, 11/25/01, @ 8:23 & 9:20 of 3rd of 4-3 loss vs. DAL

On Road:
0:20 - Stu Barnes, 10/19/03, @ 8:16 & 8:36 of 2nd of 3-1 loss at DAL

FASTEST TWO GOALS, TEAM

0:03 - Jim Dowd & Richard Park, 1/21/04, @ 19:44 & 19:47 of 3rd of 4-2 win vs. CHI

At Home:
0:03 - Jim Dowd & Richard Park, 1/21/04, @ 19:44 & 19:47 of 3rd of 4-2 win vs. CHI

On Road:
0:11 - Mattias Weinhandl & Wes Walz, 4/15/06, @ 7:37 & 7:48 of 3rd of 4-3 OT loss at DAL

FASTEST TWO GOALS AGAINST, TEAM

0:10 - Scott Mellanby & Sergei Varlamov, 12/2/01 @ 6:42 & 6:52 of 2nd of 4-4 OT tie vs. STL

At Home:
0:10 - Scott Mellanby & Sergei Varlamov, 12/02/01 @ 6:42 & 6:52 of 2nd of 4-4 OT tie vs. STL

On Road:
0:14 - 2x, last, Brenden Morrow & Mike Modano, 12/26/06 @ 8:12 & 8:26 of 3rd in 8-3 loss at DAL

FASTEST TWO GOALS, BOTH TEAMS

0:07 - 2x, last, Taylor Pyatt (VAN) & Pierre-Marc Bouchard (MIN), 1/21/08, @ 19:31 & 19:38 of 3rd in 4-2 win at VAN

At Home:
0:08 - Matt Dumba (MIN) & Vernon Fiddler (DAL), 11/1/14, @ 13:14 & 13:22 of 2nd in 4-1 win vs. DAL

On Road:
0:07 - 2x, last, Taylor Pyatt (VAN) & Pierre-Marc Bouchard (MIN), 1/21/08, @ 19:31 & 19:38 of 3rd in 4-2 win at VAN

FASTEST THREE GOALS, INDIVIDUAL

12:05 - Gaborik, 12/20/07 @ 13:33 of 1st, 3:47 & 5:38 of 2nd in 6-3 win vs. NYR

At Home:
12:05 - Gaborik, 12/20/07 @ 13:33 of 1st, 3:47 & 5:38 of 2nd in 6-3 win vs. NYR

On Road:
17:08 - Latendresse, 1/16/10 @ 17:35 of 2nd, 10:36 & 14:43 of 3rd in 6-4 loss @ ARI

FASTEST THREE GOALS AGAINST, INDIVIDUAL

10:39 - Max Pacioretty (MTL), 11/19/13, @ 2:57, 10:06 & 13:36 of 2nd of 6-2 loss at MTL

At Home:
20:36 - P.K. Subban (MTL), 3/20/11, @ 0:51 & 16:23 of 2nd, 1:27 of 3rd in 8-1 loss vs. MTL

On Road:
10:39 - Max Pacioretty (MTL), 11/19/13, @ 2:57, 10:06 & 13:36 of 2nd of 6-2 loss at MTL

FASTEST THREE GOALS, TEAM

1:41 - Andrei Zyuzin, Wes Walz and Matt Johnson, 3/25/04, @ 7:27, 7:47 & 9:08 of 1st of 8-2 win at CHI

At Home:
1:51 - Cal Clutterbuck, Chad Rau and Kyle Brodziak, 1/21/12, @ 13:37, 13:51 & 14:36 of 2nd of 5-2 win vs. DAL

On Road:
1:41 - Andrei Zyuzin, Wes Walz and Matt Johnson, 3/25/04, @ 7:27, 7:47 & 9:08 of 1st of 8-2 win at CHI

FASTEST THREE GOALS AGAINST, TEAM

1:08 - Todd Bertuzzi, Trevor Letowski & Ed Jovanovski, 11/02/02 @ 9:24, 9:51 & 10:32 of 1st of 4-2 loss vs. VAN

At Home:
1:08 - Todd Bertuzzi, Trevor Letowski & Ed Jovanovski, 11/02/02 @ 9:24, 9:51 & 10:32 of 1st of 4-2 loss vs. VAN

On Road:
1:31 - Trevor Daley, Tom Wandell & Mike Ribiero, 3/11/11 @15:52, 17:05 & 17:23 of 2nd of 4-0 loss at DAL

FASTEST THREE GOALS, BOTH TEAMS

0:17 - Ryan Carter and Nino Niederreiter (MIN), Zemgus Girgensons (BUF), 11/13/14, @ 6:07, 6:14, & 6:24 of 1st of 6-3 win vs. BUF

At Home:
0:17 - Ryan Carter and Nino Niederreiter (MIN), Zemgus Girgensons (BUF), 11/13/14, @ 6:07, 6:14, & 6:24 of 1st of 6-3 win vs. BUF

On Road:
0:35 - Ales Kotalik and Stu Barnes (BUF), Antti Laaksonen (MIN), 12/28/02, @ 18:29, 18:46, & 19:04 of 3rd of 4-3 win at BUF



RECORD BOOK



TEAM RECORDS

FASTEST FOUR GOALS, TEAM

5:20 - Andrew Brunette, Alexandre Daigle, Filip Kuba and Antti Laaksonen, 1/16/04, @ 8:33, 12:00, 12:30 & 13:53 of 3rd of 4-2 win vs. PIT

At Home:

5:20 - Andrew Brunette, Alexandre Daigle, Filip Kuba and Antti Laaksonen, 1/16/04, @ 8:33, 12:00, 12:30 & 13:53 of 3rd of 4-2 win vs. PIT

On Road:

7:34 - Andrei Zyuzin, Wes Walz, Matt Johnson, and Antti Laaksonen, 3/25/04 @ 7:27, 7:47, 9:08 & 15:01 of 1st of 8-2 win at CHI

FASTEST FOUR GOALS AGAINST, TEAM

2:36 - Ladislav Nagy, Landon Wilson, Denis Pederson and Daymond Langkow, 4/12/02 @ 11:23, 11:42, 13:16 & 13:59 of 2nd of 7-1 loss at ARI

At Home:

10:17 - Brandon Yip, Patric Hornqvist and Mike Fisher (2), 1/31/12 @ 9:22, 16:39, 17:00 & 19:39 of 3rd in 5-4 loss vs. NSH

On Road:

2:36 - Ladislav Nagy, Landon Wilson, Denis Pederson & Daymond Langkow, 4/12/02 @ 11:23, 11:42, 13:16 & 13:59 of 2nd of 7-1 loss at ARI

FASTEST FOUR GOALS, BOTH TEAMS

1:57 - Patrick Marleau, Scott Hannan (SJ) & Richard Park, Pascal Dupuis (MIN), 2/07/03, @ 4:37, 5:10, 5:50 & 6:34 of 1st of 4-3 win vs. SJ

At Home:

1:57 - Patrick Marleau, Scott Hannan (SJ) & Richard Park, Pascal Dupuis (MIN), 2/07/03, @ 4:37, 5:10, 5:50 & 6:34 of 1st of 4-3 win vs. SJ

On Road:

2:47 - Cliff Ronning, Marian Gaborik, Antti Laaksonen (MIN) & Jaroslav Modry (LA), 11/04/02 @ 17:07, 18:21, 18:51 & 19:54 of 3rd of 5-2 win at LA

INDIVIDUAL RECORDS

GAMES PLAYED

MOST GAMES PLAYED, CAREER

743 - Nick Schultz, 2001-12

By Left Wing

489 - Andrew Brunette, 2001-04, 2008-11

By Center

681 - Mikko Koivu 2005-2015

By Right Wing

565 - Pierre-Marc Bouchard, 2002-2013

By Defenseman

743 - Nick Schultz, 2001-12

MOST CONSECUTIVE GAMES PLAYED

288 - Antti Laaksonen, 2000-04

MOST GAMES PLAYED, SEASON

82 - Charlie Coyle 2014-15
- Jason Pominville 2014-15, 2013-14
- Kyle Brodziak, 2013-14; 2011-12; 2009-10
- Matt Cooke, 2013-14
- Dany Heatley, 2011-12
- Darroll Powe, 2011-12
- Eric Nystrom, 2010-11
- Greg Zanon, 2010-11
- Andrew Brunette, 2010-11; 2009-10; 2003-04; 2002-03
- Antti Miettinen, 2008-09
- James Sheppard, 2008-09
- Brent Burns, 2007-08
- Pierre-Marc Bouchard, 2006-07
- Mikko Koivu, 2006-07
- Branko Radivojevic, 2006-07
- Nick Schultz, 2006-07
- Wes Walz, 2005-06; 2000-01
- Brian Rolston, 2005-06
- Antti Laaksonen; 2002-03; 2001-02; 2000-01
- Jim Dowd, 2001-02

By Defenseman

82 - Ryan Suter, 2013-14
- Greg Zanon, 2010-11
- Brent Burns, 2007-08
- Nick Schultz, 2006-07

By Rookie

78 - Cal Clutterbuck, 2008-09
- James Sheppard, 2007-08

GOALS

MOST GOALS, CAREER

219 - Marian Gaborik, 2000-09

By Left Wing

119 - Andrew Brunette, 2001-04, 2008-11

By Center

144 - Mikko Koivu, 2005-15

By Right Wing

219 - Marian Gaborik, 2000-09

By Defenseman

55 - Brent Burns, 2003-11

MOST GOALS, SEASON

42 - Marian Gaborik, 2007-08

By Left Wing

34 - Brian Rolston, 2005-06

By Center

22 - Mikko Koivu, 2009-10
- Kyle Brodziak, 2011-12

By Right Wing

42 - Marian Gaborik, 2007-08

By Defenseman

17 - Brent Burns, 2010-11

By Rookie

18 - Marian Gaborik, 2000-01

RECORD BOOK

INDIVIDUAL RECORDS

MOST GOALS, GAME

5 - Marian Gaborik, 12/20/07 vs. NYR

By Defenseman

3 - Ryan Suter, 1/4/14 vs. WSH

By Rookie

3 - Justin Fontaine, 1/9/14 at ARI

By Rookie in his NHL debut

1 - 5x, last, Chad Rau, 1/21/12 vs. DAL

MOST GOALS AGAINST, GAME

3 - 15x, last, T.J. Oshie, 3/27/14 at STL

MOST GOALS, PERIOD

2 - 76x, last, Jason Pominville, 3/5 at WSH (3rd)

MOST GOALS AGAINST, PERIOD

3 - 2x, last, Max Pacioretty, 11/19/13 at MTL (2nd)

MOST GOALS AT HOME, SEASON

28 - Marian Gaborik, 2007-08

By Defenseman

10 - Brent Burns, 2007-08

By Rookie

9 - 2x, last, Kurtis Foster, 2005-06

MOST GOALS ON ROAD, SEASON

22 - Marian Gaborik, 2002-03

By Defenseman

11 - Brent Burns, 2010-11

By Rookie

11 - Marian Gaborik, 2000-01

MOST POWER-PLAY GOALS, CAREER

59 - Marian Gaborik, 2000-09

By Defenseman

26 - Brent Burns, 2003-11

MOST POWER-PLAY GOALS, SEASON

15 - Brian Rolston, 2005-06

By Defenseman

10 - Marek Zidlicky, 2008-09

By Rookie

6 - 2x, last, Kurtis Foster, 2005-06

MOST POWER-PLAY GOALS, GAME

2 - 30x, last, Ryan Suter, 1/4/14 vs. WSH

MOST POWER-PLAY GOALS AGAINST, GAME

2 - 12x, last, Joe Pavelski, 12/12/13 at SJ

MOST POWER-PLAY GOALS, PERIOD

2 - 13x, last, Ryan Suter, 1/4/14 vs. WSH (2nd)

MOST POWER-PLAY GOALS AGAINST, PERIOD

2 - 4x, last, Jamie Langenbrunner, 1/2/10 vs. NJ (2nd)

MOST SHORT-HANDED GOALS, CAREER

14 - Wes Walz, 2000-07

MOST SHORT-HANDED GOALS, SEASON

7 - Wes Walz, 2000-01

MOST SHORT-HANDED GOALS, GAME

1 - Several times, last, Kyle Brodziak, 1/15/15 at BUF

MOST SHORT-HANDED GOALS AGAINST, GAME

1 - Several times, last, Erik Cole, 1/3/15 at DAL

MOST SHORT-HANDED GOALS, PERIOD

1 - Several times, last, Kyle Brodziak, 1/15/15 at BUF (2nd)

MOST SHORT-HANDED GOALS AGAINST, PERIOD

1 - Several times, last, Erik Cole, 1/3/15 at DAL (2nd)

MOST GAME-WINNING GOALS, CAREER

43 - Marian Gaborik, 2000-09

By Defenseman

13 - Brent Burns, 2003-11

MOST GAME-WINNING GOALS, SEASON

8 - 3x, last, Marian Gaborik and Brian Rolston, 2007-08

By Defenseman

4 - 3x, last, Marco Scandella, 2014-15

MOST OVERTIME GOALS, CAREER

5 - Brent Burns, 2003-11

By Defenseman

5 - Brent Burns, 2003-11

MOST OVERTIME GOALS, SEASON

3 - Marian Gaborik, 2007-08

By Defenseman

2 - 2x, last, Marco Scandella, 2014-15

FEWEST GAMES TO 20 GOALS

33 - Marian Gaborik, 2002-03

LONGEST GOAL-SCORING STREAK

6 - Brian Rolston (6g), 1/21-2/5/08

ASSISTS

MOST ASSISTS, CAREER

356 - Mikko Koivu, 2005-15

By Left Wing

202 - Andrew Brunette, 2001-04; 2008-11

By Center

356 - Mikko Koivu, 2005-15

By Right Wing

241 - Pierre-Marc Bouchard, 2002-13

By Defenseman

128 - Brent Burns, 2003-11

By Goaltender

5 - Niklas Backstrom, 2006-14

MOST ASSISTS, SEASON

50 - Pierre-Marc Bouchard, 2007-08

By Left Wing

48 - Andrew Brunette, 2001-02

By Center

49 - Mikko Koivu, 2009-10

By Right Wing

50 - Pierre-Marc Bouchard, 2007-08

By Defenseman

37 - Marek Zidlicky, 2009-10

By Goaltender

3 - Manny Fernandez, 2005-06

By Rookie

21 - Filip Kuba, 2000-01

MOST ASSISTS, GAME

4 - 6x, last, Mikko Koivu, 1/2/11 vs. PHX

By Defenseman

3 - 8x, last, Ryan Suter, 12/9/14 vs. NYI

By Rookie

3 - 5x, last, Jason Zucker, 3/3/12 vs. LA

By Rookie in NHL debut

1 - 7x, last, Christian Folin, 4/10/14 vs. STL

By Goaltender

1 - 16x, last, Devan Dubnyk, 2/18/15 at CGY

MOST ASSISTS BY OPPONENT, GAME

4 - 3x, last, Ed Jovanovski, 1/16/10 at PHX

MOST ASSISTS, PERIOD

3 - 2x, last, Martin Havlat, 10/6/09 vs. ANA (3rd)

MOST ASSISTS BY OPPONENT, PERIOD

3 - 8x, last, Steve Downie, 3/6/12 at COL (2nd)

MOST ASSISTS AT HOME, SEASON

34 - Mikko Koivu, 2009-10

By Defenseman

24 - Marek Zidlicky, 2009-10

By Rookie

13 - Marian Gaborik, 2000-01

MOST ASSISTS ON ROAD, SEASON

28 - Pierre-Marc Bouchard, 2007-08

By Defenseman

19 - Ryan Suter, 2013-14

By Rookie

11 - Nick Johnson, 2011-12



RECORD BOOK

INDIVIDUAL RECORDS

MOST POWER-PLAY ASSISTS, CAREER

136 - Mikko Koivu, 2005-15

By Defenseman

45 - Brent Burns, 2003-11

MOST POWER-PLAY ASSISTS, SEASON

24 - Pierre-Marc Bouchard, 2005-06

By Defenseman

20 - Marek Zidlicky, 2009-10

By Rookie

12 - Kurtis Foster, 2005-06

LONGEST ASSIST STREAK

8 - Jim Dowd (9a), 2/27-3/17/02

POINTS

MOST POINTS, CAREER

500 - Mikko Koivu (144g-356a), 2005-15

By Left Wing

321 - Andrew Brunette (119g-202a), 2001-04; 2008-11

By Center

500 - Mikko Koivu (144g-356a), 2005-15

By Right Wing

437 - Marian Gaborik (219g-218a), 2000-09

By Defenseman

183 - Brent Burns (55g-128a), 2003-11

By Goaltender

5 - Niklas Backstrom (5a), 2006-15

MOST POINTS, SEASON

83 - Marian Gaborik (42g-41a), 2007-08

By Left Wing

79 - Brian Rolston (34g-45a), 2005-06

By Center

71 - Mikko Koivu (22g-49a), 2009-10

By Right Wing

83 - Marian Gaborik (42g-41a), 2007-08

By Defenseman

46 - Brent Burns (17g-29a), 2010-11

By Goaltender

3 - Manny Fernandez (3a), 2005-06

By Rookie

36 - Marian Gaborik (18g-18a), 2000-01

MOST POINTS, GAME

6 - Marian Gaborik (2g-4a), 10/26/02 at ARI

- Marian Gaborik (5g-1a), 12/20/07 vs. NYR

By Defenseman

3 - 22x, last, Ryan Suter (3a), 12/9/14 vs. NYI

By Rookie

3 - 6x, last, Justin Fontaine (3g), 1/9/14 at ARI

By Rookie in his NHL debut

1 - 12x, last, Christian Folin (1a), 4/10/14 vs. STL

By Goaltender

1 - 16x, last, Devan Dubnyk, 2/18/15 at CGY

MOST POINTS BY OPPONENT, GAME

5 - 2x, last, Corey Perry (3g-2a), 12/12/10 at ANA

MOST POINTS, PERIOD

3 - 23x, last, Mikael Granlund (1g, 2a), 2/22/15 vs. DAL

MOST POINTS AGAINST, PERIOD

4 - Vaclav Prospal (3g-1a) 1/23/04 at ANA (3rd)

MOST POINTS AT HOME, SEASON

51 - Marian Gaborik (28g-23a), 2007-08

By Defenseman

28 - 2x, last, Marek Zidlicky (9g-19a), 2008-09

By Rookie

20 - Marian Gaborik (7g-13a), 2000-01

MOST POINTS ON ROAD, SEASON

36 - 2x, last, Mikko Koivu (10g-26a), 2010-11

By Defenseman

23 - Brent Burns (11g, 12a), 2010-11

By Rookie

16 - Marian Gaborik (11g-5a), 2000-01

MOST POWER-PLAY POINTS, CAREER

178 - Mikko Koivu (42g-136a), 2005-15

By Defenseman

71 - Brent Burns (26g-45a), 2003-11

MOST POWER-PLAY POINTS, SEASON

34 - Brian Rolston (13g-21a), 2006-07

By Defenseman

25 - Marek Zidlicky (10g-15a), 2008-09

By Rookie

18 - Kurtis Foster (6g-12a), 2005-06

MOST SHORT-HANDED POINTS, CAREER

21 - Wes Walz (14g-7a), 2000-07

MOST SHORT-HANDED POINTS, SEASON

9 - Wes Walz (7g-2a), 2000-01

LONGEST POINT STREAK

10 - Andrew Brunette (5g-12a), 3/7-3/27/02

By Defenseman

7 - Ryan Suter (1g-8a), 2/26-3/10/13

MOST POINTS IN TWO CONSECUTIVE GAMES

7 - 3x, last, Zach Parise (3g-4a), 1/28-1/30/14

MOST POINTS IN THREE CONSECUTIVE GAMES

9 - Mikko Koivu (1g-8a), 10/11-10/16/08

MOST POINTS IN FOUR CONSECUTIVE GAMES

9 - 4x, last, Mikko Koivu (1g-8a), 10/11-10/16/08

MOST MULTI-POINT GAMES, CAREER

115 - Mikko Koivu, 2005-2015

By Left Wing

68 - Andrew Brunette, 2001-04, 2008-11

By Center

115 - Mikko Koivu, 2005-15

By Right Wing

114 - Marian Gaborik, 2000-09

By Defenseman

26 - Brent Burns, 2003-11

MOST MULTI-POINT GAMES, SEASON

22 - Marian Gaborik, 2005-06

By Left Wing

20 - Brian Rolston, 2005-06

By Center

20 - Mikko Koivu, 2009-10

By Right Wing

22 - Marian Gaborik, 2005-06

By Defenseman

9 - 2x, last, Marek Zidlicky, 2009-10

By Rookie

9 - Kurtis Foster, 2005-06

SHOTS

MOST SHOTS, CAREER

1,694 - Marian Gaborik, 2000-09

By Defenseman

794 - Brent Burns, 2003-11

MOST SHOTS, SEASON

305 - Brian Rolston, 2006-07

By Defenseman

170 - Brent Burns, 2010-11

By Rookie

179 - Marian Gaborik, 2000-01

MOST SHOTS, GAME

11 - Brian Rolston, 10/27/06 vs. ANA

By Defenseman

8 - Brent Burns, 3/29/11 at STL

By Rookie

8 - Cal Clutterbuck, 4/7/09 vs. DAL

MOST SHOTS BY OPPONENT, GAME

12 - 2x, last, Richard Zednik, 12/10/01 at MTL

RECORD BOOK



INDIVIDUAL RECORDS

PENALTY MINUTES

MOST PENALTY MINUTES, CAREER

698 - Matt Johnson, 2000-04

By Defenseman

333 - Willie Mitchell, 2001-06

By Goaltender

36 - Manny Fernandez, 2000-07

MOST PENALTY MINUTES, SEASON

201 - Matt Johnson, 2002-03

By Defenseman

148 - Jason Marshall, 2001-02

By Goaltender

12 - Manny Fernandez, 2006-07

By Rookie

158 - Derek Boogaard, 2005-06

MOST PENALTY MINUTES, GAME

39 - Stu Bickel, 1/3/15 at DAL

By Defenseman

39 - Stu Bickel, 1/3/15 at DAL

By Rookie

20 - Matt Kassian, 1/22/06 at CHI

By Goaltender

4 - 3x, last, Niklas Backstrom, 2/11/09 vs. COL

MOST PENALTY MINUTES BY OPPONENT, GAME

27 - Jody Shelley, 3/24/04 at Columbus

MOST PENALTY MINUTES, PERIOD

39 - Stu Bickel, 1/3/15 at DAL (2nd)

MOST PENALTY MINUTES, BY OPPONENT, PERIOD

27 - Jody Shelley, 3/24/04 at Columbus (2nd)

PLUS/MINUS

HIGHEST PLUS/MINUS, CAREER

+54 - Marian Gaborik, 2000-09

By Defenseman

+28 - Willie Mitchell, 2000-06

HIGHEST PLUS/MINUS, SEASON

+22 - Keith Carney, 2006-07

By Forward

+21 - Zach Parise, 2014-15

By Rookie

+14 - Erik Haula, 2013-14

HIGHEST PLUS/MINUS, GAME

+5 - 3x, last, Jared Spurgeon, Clayton Stoner, 3/25/13 in 7-4 win at DAL

By Defenseman

+5 - 2x, Jared Spurgeon, Clayton Stoner, 3/25/13 in 7-4 win at DAL

TIME ON ICE

MOST TIME ON ICE, CAREER

14,551 - Nick Schultz, 2001-12

By Forward

13,304 - Mikko Koivu, 2005-15

MOST TIME ON ICE, SEASON

2,411 - Ryan Suter, 2013-14

By Forward

1,717 - Dany Heatley, 2001-12

MOST TIME ON ICE, GAME

36:51 - Ryan Suter, 11/7/13 vs. WSH

By Forward

28:07 - Brian Rolston, 12/7/06 vs. CGY

HIGHEST TIME ON ICE AVERAGE, CAREER (min. 50 games)

28:47 - Ryan Suter, 2012-15

By Forward

20:33 - Brian Rolston, 2005-08

HIGHEST TIME ON ICE AVERAGE, SEASON (min. 50 games)

29:25 - Ryan Suter, 2013-14

By Forward

21:29 - Mikko Koivu, 2008-09

REAL-TIME STATS

MOST HITS, SEASON

356 - Cal Clutterbuck, 2008-09

MOST HITS, GAME

12 - Cal Clutterbuck, 11/24/10 in 6-1 loss vs. PHI

MOST BLOCKED SHOTS, SEASON

212 - Greg Zanon, 2010-11

MOST BLOCKED SHOTS, GAME

9 - Jared Spurgeon, 10/11/14 in 3-0 win at COL

GOALTENDING

MOST GAMES PLAYED, CAREER

409 - Niklas Backstrom, 2006-15

MOST GAMES PLAYED, SEASON

71 - Niklas Backstrom, 2008-09

By Rookie

41 - Niklas Backstrom, 2006-07

MOST CONSECUTIVE GAMES PLAYED

38 - Devan Dubnyk, 1/15-4/7/15

MOST GAMES STARTED, CAREER

391 - Niklas Backstrom, 2006-15

MOST CONSECUTIVE STARTS

38 - Niklas Backstrom, 1/15-4/7/15

MOST MINUTES PLAYED, CAREER

23,248 - Niklas Backstrom, 2006-15

MOST MINUTES PLAYED, SEASON

4,088 - Niklas Backstrom 2008-09

By Rookie

2,227 - Niklas Backstrom, 2006-07

MOST WINS, CAREER

194 - Niklas Backstrom, 2006-15

MOST WINS, SEASON

37 - Niklas Backstrom, 2008-09

By Rookie

23 - Niklas Backstrom, 2006-07

LONGEST WINNING STREAK

7 - 2x, Niklas Backstrom, 3/14-3/27/13

LONGEST UNDEFEATED STREAK

16 - Niklas Backstrom (14-0-2), 3/8-10/21/07



RECORD BOOK

YEAR-BY-YEAR RESULTS



INDIVIDUAL RECORDS

LOWEST GOALS-AGAINST AVERAGE, SEASON (min. 25 games)
1.65 - Josh Harding, 2013-14

By Rookie
1.16 - Josh Harding, 2006-07 (7 games)

HIGHEST SAVE PERCENTAGE, CAREER (min. 75 games)
.919 - Dwayne Roloson, 2001-06

HIGHEST SAVE PERCENTAGE, SEASON (min. 25 games)
.936 - Devan Dubnyk, 2014-15

By Rookie
.960 - Josh Harding, 2006-07 (7 games)

HIGHEST WINNING PERCENTAGE, CAREER (min. 25 games)
.737 - Devan Dubnyk, 2014-15

MOST SHUTOUTS, CAREER
28 - Niklas Backstrom 2006-14

MOST SHUTOUTS, SEASON
8 - Niklas Backstrom, 2008-09

By Rookie
2 - Darcy Kuemper, 2013-14

LONGEST SHUTOUT STREAK
163:46 - Darcy Kuemper, 10/9-10/17/14 (3 games)

LONGEST HOME SHUTOUT STREAK
142:47 - Niklas Backstrom, 4/3-4/7/07 (3 games)

LONGEST ROAD SHUTOUT STREAK
164:19 - Niklas Backstrom, 12/20/08-1/8/09 (4 games)

MOST SHOTS FACED, CAREER
11,283 - Niklas Backstrom, 2006-15

MOST SHOTS FACED, SEASON
2,059 - Niklas Backstrom, 2008-09

MOST SHOTS FACED, GAME
56 - Dwayne Roloson, 11/8/01 at BOS

MOST SAVES, CAREER
10,321 - Niklas Backstrom, 2006-15

MOST SAVES, SEASON
1,900 - Niklas Backstrom, 2008-09

MOST SAVES, GAME
53 - Dwayne Roloson, 11/8/01 at BOS

MOST SAVES AGAINST, GAME
45 - Patrick Roy, 12/21/02 at COL

MOST SAVES, PERIOD
23 - 2x, last, Niklas Backstrom, 1/22/11 at SJ (2nd)

MOST SAVES AGAINST, PERIOD
23 - Corey Crawford, 2/3/15 vs. CHI (2nd)

YEAR-BY-YEAR RESULTS

SEASON	RECORD	PTS	DIV/CONF RANK	HEAD COACH	ATTENDANCE	NOTES
2000-01	25-39-18	68	5th/14th	Jacques Lemaire	751,472	Inaugural season
2001-02	26-35-21	73	5th/12th	Jacques Lemaire	756,596	
2002-03	42-29-11	95	3rd/6th	Jacques Lemaire	758,536	Western Conference Finals
2003-04	30-29-23	83	5th/10th	Jacques Lemaire	759,776	
2004-05	- NHL SEASON CANCELLED DUE TO WORK STOPPAGE -					
2005-06	38-36-8	84	5th/11th	Jacques Lemaire	761,614	
2006-07	48-26-8	104	2nd/7th	Jacques Lemaire	760,280	Western Conference Quarterfinals
2007-08	44-28-10	98	1st/3rd	Jacques Lemaire	761,288	First-Ever Division Championship
2008-09	40-33-9	89	3rd/9th	Jacques Lemaire	761,288	
2009-10	38-36-8	84	4th/13th	Todd Richards	755,055	400th consecutive sellout (3/7/10)
2010-11	39-35-8	86	3rd/12th	Todd Richards	720,508	
2011-12	35-36-11	81	4rd/12th	Mike Yeo	728,683	
2012-13	26-19-3	55	2nd/8th	Mike Yeo	451,075	Western Conference Quarterfinals
2013-14	43-27-12	98	4th/7th	Mike Yeo	758,729	Western Conference Semifinals
2014-15	46-28-8	100	4th/6th	Mike Yeo	779,974	Western Conference Semifinals

YEAR-BY-YEAR OFFENSIVE LEADERS

SEASON	GOALS	ASSISTS	POINTS	PIM
2000-01	M. Gaborik, D. Hendrickson W. Walz, 18	L. Sekeras, 23	M. Gaborik, 36	M. Johnson, 137
2001-02	M. Gaborik, 30	A. Brunette, 48	A. Brunette, 69	M. Johnson, 183
2002-03	M. Gaborik, 30	M. Gaborik, 35	M. Gaborik, 65	M. Johnson, 201
2003-04	A. Daigle, 20	A. Daigle, 31	A. Daigle, 51	M. Johnson, 177
2004-05	- NHL SEASON CANCELLED DUE TO WORK STOPPAGE -			
2005-06	M. Gaborik, 38	B. Rolston, 45	B. Rolston, 79	D. Boogaard, 158
2006-07	B. Rolston, 31	P. Demitra, 39	P. Demitra, B. Rolston, 64	D. Boogaard, 120
2007-08	M. Gaborik, 42	P. Bouchard, 50	M. Gaborik, 83	A. Voros, 142
2008-09	O. Nolan, 25	M. Koivu, 47	M. Koivu, 67	D. Boogaard, 87
2009-10	A. Brunette, G. Latendresse, 25	M. Koivu, 49	M. Koivu, 71	D. Boogaard, 105
2010-11	M. Havlat, 22	M. Koivu, 45	M. Havlat, M. Koivu, 62	B. Staubitz, 173
2011-12	D. Heatley, 24	M. Koivu, 32	D. Heatley, 53	C. Clutterbuck, 103
2012-13	Z. Parise, 18	R. Suter, 28	Z. Parise, 38	Z. Konopka, 117
2013-14	J. Pominville, 30	M. Koivu, 43	J. Pominville, 60	C. Stoner, 84
2014-15	Z. Parise, 33	J. Pominville, R. Suter, 36	Z. Parise, 62	M. Scandella, 56

YEAR-BY-YEAR GOALTENDING LEADERS

SEASON	WINS	GOALS AGAINST AVG.	SAVE PERCENTAGE	SHUTOUTS
2000-01	M. Fernandez, 19	M. Fernandez, 2.24	M. Fernandez, .920	M. Fernandez, 4
2001-02	D. Roloson, 14	D. Roloson, 2.68	D. Roloson, .901	D. Roloson, 5
2002-03	D. Roloson, 23	D. Roloson, 2.00	D. Roloson, .927	D. Roloson, 4
2003-04	D. Roloson, 19	D. Roloson, 1.88	D. Roloson, .933	D. Roloson, 5
2004-05	- NHL SEASON CANCELLED DUE TO WORK STOPPAGE -			
2005-06	M. Fernandez, 30	M. Fernandez, 2.29	M. Fernandez, .919	M. Fernandez, J. Harding, D. Roloson, 1
2006-07	N. Backstrom, 23	N. Backstrom, 1.97*	N. Backstrom, .929*	N. Backstrom, 5
2007-08	N. Backstrom, 33	N. Backstrom, 2.31	N. Backstrom, .920	N. Backstrom, 4
2008-09	N. Backstrom, 37	N. Backstrom, 2.33	N. Backstrom, .923	N. Backstrom, 8
2009-10	N. Backstrom, 26	N. Backstrom, 2.72	N. Backstrom, .903	N. Backstrom, 2
2010-11	N. Backstrom, 22	N. Backstrom, 2.66	N. Backstrom, J. Theodore, .916	N. Backstrom, 3
2011-12	N. Backstrom, 19	N. Backstrom, 2.43	N. Backstrom, .919	N. Backstrom, 4
2012-13	N. Backstrom, 26	N. Backstrom, 2.48	N. Backstrom, .909	N. Backstrom, 2
2013-14	J. Harding, 18	J. Harding, 1.65*	J. Harding, .933*	J. Harding/I. Bryzgalov, 3
2014-15	D. Dubnyk, 27	D. Dubnyk, 1.78	D. Dubnyk, .936	D. Dubnyk, 5



TEAM RECORDS

TOP OVERALL RECORDS

WINS	POINTS
48.....2006-07	104.....2006-07
46.....2014-15	100.....2014-15
44.....2007-08	98.....2013-14
43.....2013-14	98.....2007-08
42.....2002-03	95.....2002-03

TOP HOME RECORDS

WINS	POINTS
29.....2006-07	63.....2006-07
26.....2013-14	57.....2013-14
25.....2009-10	55.....2007-08
25.....2007-08	54.....2009-10
25.....2002-03	53.....2008-09

TOP AWAY RECORDS

WINS	POINTS
24.....2014-15	50.....2014-15
20.....2010-11	43.....2010-11
19.....2007-08	43.....2007-08
19.....2006-07	42.....2002-03
17.....2013-14	41.....2013-14

TOP OVERTIME/SHOOTOUT RECORDS

WINS	POINTS
11.....2013-14	37.....2011-12
11.....2011-12	34.....2013-14
10.....2009-10	28.....2009-10
8.....2014-15	25.....2008-09
8.....2008-09	24.....2014-15

TOP MONTHLY RECORDS

WINS	POINTS
11..... March 2015	23..... February 2015
11..... February 2015	22..... March 2015
11.....March 2013	22.....March 2013
11.....November 2011	22.....November 2011
10.....March 2007	22.....March 2007

TOP OCTOBER RECORDS

WINS	POINTS
9.....2006	18.....2006
8.....2002	18.....2002
7.....2007	16.....2007
6.....four times	15.....2013
	14.....2005

TOP NOVEMBER RECORDS

WINS	POINTS
11.....2011	22.....2011
9.....2013	20.....2013
8.....2008	16.....2008
7.....four times	16.....2001
	15.....2014

TOP DECEMBER RECORDS

WINS	POINTS
10.....2009	20.....2009
8.....2007	18.....2003
8.....2005	17.....2005
7.....2006	17.....2002
7.....2002	16.....2006

TOP JANUARY RECORDS

WINS	POINTS
9.....2014	19.....2014
8.....2011	16.....2011
7.....Five Times	16.....2007
	15.....2010
	15.....2009

TOP FEBRUARY RECORDS

WINS	POINTS
11.....2015	23.....2015
8.....2011	18.....2007
8.....2007	17.....2011
7.....2008	16.....2008
7.....2003	14.....2003

TOP MARCH RECORDS

WINS	POINTS
11.....2015	22.....2015
11.....2013	22.....2013
10.....2007	22.....2007
9.....2003	20.....2003
7.....Three times	18.....2008

TOP APRIL RECORDS

WINS	POINTS
5.....2013	11.....2013
4.....2014	9.....2014
4.....2009	9.....2006
4.....2006	8.....2009
3.....2007	6.....2007

TOP RECORDS VS. WESTERN CONFERENCE

WINS	POINTS
42.....2006-07	92.....2006-07
40.....2007-08	88.....2007-08
34.....2005-06	75.....2005-06
33.....2010-11	72.....2010-11
30.....2011-12	67.....2011-12

TOP RECORDS VS. EASTERN CONFERENCE

WINS	POINTS
17..... 2014-15	38.....2013-14
17.....2013-14	37.....2014-15
14.....2002-03	30.....2002-03
12.....2008-09	25.....2008-09
11.....2003-04	25.....2003-04

TOP RECORDS VS. PACIFIC DIVISION

WINS	POINTS
12.....2014-15	29.....2013-14
12.....2013-14	25.....2014-15
12.....2002-03	25.....2007-08
11.....2007-08	25.....2002-03
11.....2006-07	24.....2006-07

TOP RECORDS VS. CENTRAL DIVISION

WINS	POINTS
17.....2014-15	38.....2014-15
14.....2013-14	31.....2013-14
13.....2006-07	26.....2006-07
12.....2007-08	25.....2007-08
10.....2005-06	23.....2005-06

TOP RECORDS VS. METROPOLITAN DIVISION

WINS	POINTS
8.....2013-14	19.....2013-14
7.....2014-15	14.....2014-15

TOP RECORDS VS. ATLANTIC DIVISION

WINS	POINTS
10.....2014-15	23.....2014-15
9.....2013-14	19.....2013-14
6.....2009-10	12.....2009-10
4.....2003-04	9.....2003-04
3.....Four Times	7.....2002-03
	7.....2000-01

TOP RECORDS PRE-ALL-STAR/OLYMPIC BREAK

WINS	POINTS
31.....2013-14	69.....2013-14
30.....2009-10	64.....2009-10
29.....2005-06	63.....2005-06
28.....2007-08	59.....2007-08
25.....Three times	59.....2002-03

TOP RECORDS POST-ALL-STAR/OLYMPIC BREAK

WINS	POINTS
26.....2014-15	54.....2014-15
23.....2006-07	50.....2006-07
17.....2008-09	40.....2008-09
17.....2002-03	39.....2007-08
16.....2007-08	36.....2002-03

TOP RECORDS IN ONE-GOAL GAMES

WINS	PCT.
25.....2006-07	.667 (24-12).....2009-10
24.....2013-14	.619 (13-5-3).....2012-13
24.....2009-10	.568 (25-19).....2006-07
23.....2011-12	.568 (21-16).....2002-03
23.....2007-08	.561 (23-18).....2007-08
21.....two times	.558 (24-7-12).....2013-14

TOP RECORDS IN TWO-GOAL GAMES

WINS	PCT.
14.....2001-02	.611 (11-7).....2002-03
12.....2010-11	.600 (9-6).....2013-14
12.....2005-06	.579 (11-8).....2014-15
11.....three times	.579 (11-8).....2012-13
	.571 (12-9).....2010-11

TOP RECORDS IN THREE-GOAL GAMES

WINS	PCT.
17.....2006-07	.773 (17-5).....2006-07
14.....2014-15	.750 (12-4).....2005-06
12.....2005-06	.688 (11-5).....2003-04
11.....2010-11	.643 (9-5).....2007-08
11.....2003-04	.636 (14-8).....two times

TOP RECORDS WHEN SCORING FIRST

WINS	PCT.
36.....2007-08	.875 (31-4-1).....2002-03
35.....2014-15	.855 (36-4-5).....2007-08
31.....2013-14	.846 (31-4-4).....2010-11
31.....2010-11	.783 (18-4-1).....2012-13
31.....2002-03	.780 (30-7-4).....2006-07

TOP RECORDS WHEN OPPONENT SCORES FIRST

WINS	PCT.
20.....2011-12	.488 (18-19-4).....2006-07
18.....2006-07	.385 (20-26-6).....2011-12
14.....2009-10	.384 (13-23-7).....2008-09
13.....2008-09	.348 (11-25-10).....2002-03
12.....2013-14	.344 (14-29-5).....2009-10



ALL-TIME LEADERS

GAMES

743	Nick Schultz
681	Mikko Koivu
565	Pierre-Marc Bouchard
502	Marian Gaborik
489	Andrew Brunette
453	Brent Burns
446	Kyle Brodziak
438	Wes Walz
428	Stephane Veilleux
357	Filip Kuba

GOALS

219	Marian Gaborik
144	Mikko Koivu
119	Andrew Brunette
106	Pierre-Marc Bouchard
96	Brian Rolston
82	Wes Walz
80	Zach Parise
72	Kyle Brodziak
67	Pascal Dupuis
62	Cal Clutterbuck

ASSISTS

356	Mikko Koivu
241	Pierre-Marc Bouchard
218	Marian Gaborik
202	Andrew Brunette
128	Brent Burns
106	Brian Rolston
102	Nick Schultz
100	Wes Walz
99	Ryan Suter
	Filip Kuba

POINTS

500	Mikko Koivu
437	Marian Gaborik
347	Pierre-Marc Bouchard
321	Andrew Brunette
202	Brian Rolston
183	Brent Burns
182	Wes Walz
169	Kyle Brodziak
156	Zach Parise
141	Pascal Dupuis

PLUS/MINUS

54	Marian Gaborik
33	Zach Parise
30	Keith Carney
28	Mikko Koivu
	Willie Mitchell
24	Jonas Brodin
	Ryan Suter
19	Justin Fontaine
19	Brian Rolston
15	Pierre-Marc Bouchard

PENALTY MINUTES

698	Matt Johnson
544	Derek Boogaard
422	Mikko Koivu
337	Cal Clutterbuck
333	Willie Mitchell
325	Brent Burns
322	Nick Schultz
301	Marian Gaborik
300	Stephane Veilleux
296	Clayton Stoner

POWER-PLAY GOALS

59	Marian Gaborik
55	Andrew Brunette
42	Mikko Koivu
39	Brian Rolston
32	Zach Parise
29	Pierre-Marc Bouchard
26	Brent Burns
18	Pascal Dupuis
17	Antti Miettinen
	Marek Zidlicky

POWER-PLAY ASSISTS

136	Mikko Koivu
104	Pierre-Marc Bouchard
86	Marian Gaborik
81	Andrew Brunette
55	Brian Rolston
45	Brent Burns
44	Marek Zidlicky
38	Filip Kuba
36	Ryan Suter
	Jim Dowd

POWER-PLAY POINTS

178	Mikko Koivu
145	Marian Gaborik
136	Andrew Brunette
133	Pierre-Marc Bouchard
94	Brian Rolston
71	Brent Burns
61	Marek Zidlicky
52	Filip Kuba
49	Zach Parise
46	Jim Dowd

SHORT-HANDED GOALS

14	Wes Walz
9	Mikko Koivu
7	Brian Rolston
6	Cal Clutterbuck
	Marian Gaborik
5	Antti Laaksonen
4	Five Players Tied

SHORT-HANDED ASSISTS

9	Mikko Koivu
8	Nick Schultz
7	Wes Walz
5	Antti Laaksonen
4	Brent Burns
	Pascal Dupuis
3	Six Players Tied

SHORT-HANDED POINTS

21	Wes Walz
18	Mikko Koivu
10	Antti Laaksonen
8	Cal Clutterbuck
	Pascal Dupuis
	Marian Gaborik
	Brian Rolston
	Nick Schultz
7	Kyle Brodziak
	Filip Kuba

GAME-WINNING GOALS

43	Marian Gaborik
25	Mikko Koivu
21	Brian Rolston
19	Pierre-Marc Bouchard
16	Andrew Brunette
15	Wes Walz
13	Brent Burns
12	Zach Parise
11	Antti Miettinen
10	Two Players Tied

EVEN-STRENGTH GOALS

154	Marian Gaborik
93	Mikko Koivu
77	Pierre-Marc Bouchard
67	Wes Walz
64	Andrew Brunette
60	Kyle Brodziak
50	Brian Rolston
49	Antti Laaksonen
47	Zach Parise
	Cal Clutterbuck

EVEN-STRENGTH ASSISTS

211	Mikko Koivu
137	Pierre-Marc Bouchard
130	Marian Gaborik
121	Andrew Brunette
90	Wes Walz
86	Nick Schultz
81	Kyle Brodziak
79	Brent Burns
61	Ryan Suter
59	Zach Parise

EVEN-STRENGTH POINTS

304	Mikko Koivu
284	Marian Gaborik
214	Pierre-Marc Bouchard
185	Andrew Brunette
157	Wes Walz
141	Kyle Brodziak
108	Brent Burns
	Nick Schultz
107	Antti Laaksonen
106	Zach Parise
	Owen Nolan

OVERTIME GOALS

5	Brent Burns
4	Mikko Koivu
	Marian Gaborik
2	Marco Scandella
	Pierre-Marc Bouchard
	Antti Laaksonen
	Richard Park
	Devin Setoguchi
	Wes Walz

SHOOTOUT GOALS

39	Mikko Koivu
11	Matt Cullen
10	Zach Parise
9	Brian Rolston
8	Petteri Nummelin
7	Pierre-Marc Bouchard
	Pavol Demitra
6	Jason Pominville
5	Five Players Tied

SHOTS ON GOAL

1,694	Marian Gaborik
1,657	Mikko Koivu
928	Pierre-Marc Bouchard
887	Brian Rolston
794	Brent Burns
729	Pascal Dupuis
715	Kyle Brodziak
711	Cal Clutterbuck
686	Zach Parise
657	Andrew Brunette

SHOOTING % (MIN. 200 SOG)

18.1	Andrew Brunette
14.8	Mark Parrish
13.9	Jason Zucker
13.7	Owen Nolan
13.3	Pavol Demitra
13.0	Nino Niederreiter
12.9	Marian Gaborik
12.7	Wes Walz
12.5	Antti Laaksonen
12.3	Alexandre Daigle

MULTI-GOAL GAMES

41	Marian Gaborik
14	Mikko Koivu
	Zach Parise
9	Kyle Brodziak
	Pierre-Marc Bouchard
	Brian Rolston
8	Wes Walz
	Sergei Zholtok
7	Antti Miettinen
6	Andrew Brunette
	Owen Nolan

MULTI-POINT GAMES

115	Mikko Koivu
114	Marian Gaborik
69	Pierre-Marc Bouchard
68	Andrew Brunette
47	Brian Rolston
36	Pavol Demitra
34	Zach Parise
33	Wes Walz
26	Brent Burns
	Martin Havlat

TOI/GAME (MIN. 200 GAMES)

28:47	Ryan Suter
23:55	Filip Kuba
23:50	Kim Johnsson
22:28	Marek Zidlicky
21:34	Willie Mitchell
21:19	Greg Zanon
21:00	Lubomir Sekeras
20:58	Brad Bombardir
20:53	Jared Spurgeon

MINOR PENALTIES

206	Mikko Koivu
146	Nick Schultz
144	Matt Johnson
143	Marian Gaborik
135	Brent Burns
124	Willie Mitchell
121	Wes Walz
106	Cal Clutterbuck
102	Derek Boogaard
96	Marek Zidlicky

MAJOR PENALTIES

64	Matt Johnson
54	Derek Boogaard
26	Clayton Stoner
24	Brad Staubitz
23	Brad Brown
21	Sylvan Blouin
16	Stephane Veilleux
15	Alex Henry
	Aaron Voros

FACEOFF WIN % (MIN. 1,000)

56.2	Stacy Roest
54.5	Matt Cullen
53.4	Mikko Koivu
53.1	Marc Chouinard
52.2	Eric Belanger
50.3	Jim Dowd
49.9	Mikael Granlund
49.1	Todd White
48.9	Kyle Brodziak
47.3	Wes Walz

GAMES (GOALTENDER)

409	Niklas Backstrom
260	Manny Fernandez
167	Dwayne Roloson
151	Josh Harding
63	Darcy Kuemper
39	Devan Dubnyk
38	Jamie McLennan
32	Jose Theodore
13	Matt Hackett
12	Ilya Bryzgalov

GAMES STARTED (GOALTENDER)

391	Niklas Backstrom
250	Manny Fernandez
156	Dwayne Roloson
124	Josh Harding
54	Darcy Kuemper
39	Devan Dubnyk
37	Jamie McLennan
29	Jose Theodore
11	Ilya Bryzgalov

MINUTES PLAYED

23,248	Niklas Backstrom
14,902	Manny Fernandez
9,659	Dwayne Roloson
7,995	Josh Harding
3,337	Darcy Kuemper
2,293	Devan Dubnyk
2,230	Jamie McLennan
1,793	Jose Theodore
679	Ilya Bryzgalov
615	Matt Hackett

WINS

194	Niklas Backstrom
113	Manny Fernandez
62	Dwayne Roloson
60	Josh Harding
27	Devan Dubnyk
	Darcy Kuemper
15	Jose Theodore
7	Ilya Bryzgalov
5	Jamie McLennan
4	Anton Khudobin

LOSSES

142	Niklas Backstrom
102	Manny Fernandez
71	Dwayne Roloson
59	Josh Harding
23	Jamie McLennan
22	Darcy Kuemper
11	Jose Theodore
9	Devan Dubnyk
7	Matt Hackett
3	Derek Gustafson

TIES/OT LOSSES

50	Niklas Backstrom
28	Manny Fernandez
27	Dwayne Roloson
11	Josh Harding
9	Jamie McLennan
6	Darcy Kuemper
3	Ilya Bryzgalov
	Jose Theodore
2	Devan Dubnyk
	Matt Hackett

WIN % (MIN. 25 GAMES)

0.737	Devan Dubnyk
0.569	Jose Theodore
0.567	Niklas Backstrom
0.545	Darcy Kuemper
0.523	Manny Fernandez
0.504	Josh Harding
0.472	Dwayne Roloson
0.257	Jamie McLennan

GAA (MIN. 25 GAMES)

1.78	Devan Dubnyk
2.28	Dwayne Roloson
2.45	Josh Harding
2.47	Manny Fernandez
2.48	Niklas Backstrom
	Darcy Kuemper
2.64	Jamie McLennan
2.71	Jose Theodore

SAVE % (MIN. 25 GAMES)

0.936	Devan Dubnyk
0.919	Dwayne Roloson
0.918	Josh Harding
0.916	Jose Theodore
0.915	Niklas Backstrom
0.914	Manny Fernandez
0.910	Darcy Kuemper
0.905	Jamie McLennan

SHUTOUTS

28	Niklas Backstrom
15	Dwayne Roloson
12	Manny Fernandez
10	Josh Harding
5	Devan Dubnyk
	Darcy Kuemper
3	Ilya Bryzgalov
2	Jamie McLennan

GOALS ALLOWED

9	Niklas Backstrom
614	Manny Fernandez
367	Dwayne Roloson
327	Josh Harding
138	Darcy Kuemper
98	Jamie McLennan
81	Jose Theodore
68	Devan Dubnyk
27	Matt Hackett
24	Ilya Bryzgalov

SHOTS AGAINST

11,283	Niklas Backstrom
7,102	Manny Fernandez
4,548	Dwayne Roloson
3,948	Josh Harding
1,339	Darcy Kuemper
1,064	Devan Dubnyk
1,032	Jamie McLennan
963	Jose Theodore
315	Matt Hackett

SAVES

10,321	Niklas Backstrom
6,488	Manny Fernandez
4,181	Dwayne Roloson
3,657	Josh Harding
1,401	Darcy Kuemper
996	Devan Dubnyk
934	Jamie McLennan
882	Jose Theodore
288	Matt Hackett

SHOOTOUT SAVE %

1.000	Wade Dubielewicz
0.750	Dwayne Roloson
0.745	Manny Fernandez
0.712	Josh Harding
0.688	Devan Dubnyk
0.625	Darcy Kuemper
	Ilya Bryzgalov
0.600	Matt Hackett
0.564	Niklas Backstrom
0.533	Jose Theodore



ALL-TIME LEADERS



SINGLE-SEASON LEADERS

GOALS			POWER-PLAY GOALS			SHORT-HANDED POINTS		
42	Marian Gaborik	2007-08	15	Brian Rolston	2005-06	9	Wes Walz	2000-01
38	Marian Gaborik	2005-06	14	Zach Parise	2013-14	6	Mikko Koivu	2008-09
34	Brian Rolston	2005-06	13	Brian Rolston	2006-07	5	Brian Rolston	2005-06
33	Zach Parise	2014-15	12	Andrew Brunette	2009-10	4	Kyle Brodziak	2010-11
31	Brian Rolston	2006-07		Owen Nolan	2008-09		Cal Clutterbuck	2011-12
	Brian Rolston	2007-08		Marian Gaborik	2006-07		Matt Cullen	2010-11
30	Jason Pominville	2013-14	11	Brian Rolston	2007-08		Wes Walz	2005-06
	Marian Gaborik	2006-07		Marian Gaborik	2007-08		Stacy Roest	2001-02
	Marian Gaborik	2002-03	10	Five Players Tied			Antti Laaksonen	2000-01
	Marian Gaborik	2001-02						
ASSISTS			POWER-PLAY ASSISTS			GAME-WINNING GOALS		
50	Pierre-Marc Bouchard	2007-08	24	Pierre-Marc Bouchard	2005-06	8	Marian Gaborik	2007-08
49	Mikko Koivu	2009-10	22	Andrew Brunette	2001-02		Marian Gaborik	2002-03
48	Andrew Brunette	2001-02	21	Mikko Koivu	2008-09		Brian Rolston	2007-08
47	Mikko Koivu	2008-09		Brian Rolston	2006-07	7	Marian Gaborik	2007-08
45	Mikko Koivu	2010-11	20	Mikko Koivu	2009-10		Marian Gaborik	2005-06
	Brian Rolston	2005-06		Marek Zidlicky	2009-10		Brian Rolston	2005-06
43	Mikko Koivu	2013-14	19	Pierre-Marc Bouchard	2007-08	6	Brian Rolston	2006-07
42	Pierre-Marc Bouchard	2005-06		Pierre-Marc Bouchard	2006-07	5	Six Players Tied	
41	Marian Gaborik	2007-08	17	Four Players Tied				
40	Martin Havlat	2010-11						
POINTS			POWER-PLAY POINTS			OVERTIME GOALS		
83	Marian Gaborik	2007-08	34	Brian Rolston	2006-07	3	Marian Gaborik	2007-08
79	Brian Rolston	2005-06	32	Brian Rolston	2005-06	2	Marco Scandella	2014-15
71	Mikko Koivu	2009-10		Andrew Brunette	2001-02		Brent Burns	2006-07
69	Andrew Brunette	2001-02	31	Pierre-Marc Bouchard	2005-06		Richard Park	2002-03
67	Mikko Koivu	2008-09	28	Mikko Koivu	2009-10			
	Marian Gaborik	2001-02		Brian Rolston	2007-08			
66	Marian Gaborik	2005-06	26	Mikko Koivu	2008-09			
65	Marian Gaborik	2002-03		Pavol Demitra	2006-07			
64	Pavol Demitra	2006-07		Marian Gaborik	2001-02			
	Brian Rolston	2006-07	25	Three Players Tied				
PLUS/MINUS			SHORT-HANDED GOALS			EVEN-STRENGTH GOALS		
22	Keith Carney	2006-07	7	Wes Walz	2000-01	30	Marian Gaborik	2007-08
21	Jonas Brodin	2014-15	5	Brian Rolston	2005-06	26	Marian Gaborik	2005-06
	Zach Parise	2014-15	4	Mikko Koivu	2008-09	24	Marian Gaborik	2002-03
17	Mikael Granlund	2014-15		Cal Clutterbuck	2011-12	23	Jason Pominville	2013-14
	Marian Gaborik	2007-08		Matt Cullen	2010-11	22	Zach Parise	2014-15
	Pascal Dupuis	2002-03		Stacy Roest	2001-02	20	Marian Gaborik	2001-02
16	Brent Burns	2006-07	3	Wes Walz	2003-04	19	Jason Zucker	2014-15
15	Jared Spurgeon	2013-14					Martin Havlat	2010-11
	Ryan Suter	2013-14					Brian Rolston	2007-08
	Willie Mitchell	2005-06						
	Brad Bombardir	2002-03						
PENALTY MINUTES			SHORT-HANDED ASSISTS			SHOTS ON GOAL		
201	Matt Johnson	2002-03	3	Kyle Brodziak	2010-11	305	Brian Rolston	2006-07
183	Matt Johnson	2001-02		Wes Walz	2005-06	293	Brian Rolston	2005-06
177	Matt Johnson	2003-04		Andrei Zyuzin	2002-03	289	Brian Rolston	2007-08
173	Brad Staubitz	2010-11	2	Several Players Tied		280	Marian Gaborik	2002-03
158	Derek Boogaard	2005-06				278	Marian Gaborik	2007-08
148	Jason Marshall	2001-02				259	Zach Parise	2014-15
141	Aaron Voros	2007-08				252	Jason Pominville	2014-15
137	Matt Johnson	2000-01					Marian Gaborik	2005-06
131	Andy Sutton	2000-01				246	Mikko Koivu	2009-10
130	Sylvain Blouin	2001-02				245	Zach Parise	2013-14
						238	Dany Heatley	2011-12

SINGLE-SEASON LEADERS



MULTI-POINT GAMES			WINS			SHUTOUTS		
22	Marian Gaborik	2005-06	37	Niklas Backstrom	2008-09	8	Niklas Backstrom	2008-09
20	Mikko Koivu	2009-10	33	Niklas Backstrom	2007-08	5	Devan Dubnyk	2014-15
	Marian Gaborik	2007-08	30	Manny Fernandez	2005-06		Niklas Backstrom	2006-07
	Pavol Demitra	2006-07	27	Devan Dubnyk	2014-15		Dwayne Roloson	2003-04
	Brian Rolston	2005-06	26	Niklas Backstrom	2009-10		Dwayne Roloson	2001-02
19	Marian Gaborik	2001-02	24	Niklas Backstrom	2012-13	4	Niklas Backstrom	2011-12
18	Andrew Brunette	2001-02	23	Niklas Backstrom	2006-07		Niklas Backstrom	2007-08
17	Marian Gaborik	2006-07		Dwayne Roloson	2002-03		Dwayne Roloson	2002-03
16	Four Players Tied		22	Niklas Backstrom	2010-11		Manny Fernandez	2000-01
				Manny Fernandez	2006-07	3	Four Players Tied	
FACEOFF WIN % (MIN. 250 FACEOFFS)			LOSSES			GOALS ALLOWED		
60.7	Zenon Konopka	2012-13	24	Niklas Backstrom	2008-09	159	Niklas Backstrom	2008-09
57.6	Eric Belanger	2009-10		Manny Fernandez	2001-02	158	Niklas Backstrom	2009-10
57.0	Stacy Roest	2000-01		Niklas Backstrom	2008-09	132	Niklas Backstrom	2010-11
56.9	Mikko Koivu	2009-10	23	Niklas Backstrom	2010-11	131	Niklas Backstrom	2007-08
56.1	Matt Cullen	2010-11		Niklas Backstrom	2009-10	130	Manny Fernandez	2005-06
55.2	Mikko Koivu	2014-15		Jamie McLennan	2000-01	125	Manny Fernandez	2001-02
55.0	Stacy Roest	2001-02	20	Dwayne Roloson	2001-02	112	Dwayne Roloson	2001-02
54.8	Mikko Koivu	2013-14	18	Niklas Backstrom	2011-12	105	Niklas Backstrom	2011-12
54.8	Manny Peters	2011-12		Manny Fernandez	2005-06	103	Manny Fernandez	2006-07
54.7	Matt Cullen	2012-13		Dwayne Roloson	2003-04	98	Three Players Tied	
54.0	Mikko Koivu	2012-13	17	Two Players Tied				
GAMES PLAYED IN (GOALTENDER)			OT LOSSES/TIES			SHOTS AGAINST		
71	Niklas Backstrom	2008-09	11	Dwayne Roloson	2003-04	2,059	Niklas Backstrom	2008-09
60	Niklas Backstrom	2009-10	9	Manny Fernandez	2003-04	1,632	Niklas Backstrom	2009-10
58	Niklas Backstrom	2007-08		Jamie McLennan	2000-01	1,629	Niklas Backstrom	2007-08
	Manny Fernandez	2005-06	8	Niklas Backstrom	2009-10	1,612	Manny Fernandez	2005-06
51	Niklas Backstrom	2010-11		Niklas Backstrom	2008-09	1,566	Niklas Backstrom	2010-11
50	Dwayne Roloson	2002-03		Niklas Backstrom	2007-08	1,334	Dwayne Roloson	2002-03
48	Dwayne Roloson	2003-04		Dwayne Roloson	2002-03	1,323	Dwayne Roloson	2003-04
46	Niklas Backstrom	2011-12	7	Niklas Backstrom	2011-12	1,200	Niklas Backstrom	2011-12
45	Dwayne Roloson	2001-02		Manny Fernandez	2006-07	1,158	Manny Fernandez	2006-07
44	Two Players Tied			Dwayne Roloson	2001-02	1,157	Manny Fernandez	2001-02
GAMES STARTED (GOALTENDER)			GOALS-AGAINST AVG. (MIN. 25 GP)			SAVES		
71	Niklas Backstrom	2008-09	1.65	Josh Harding	2013-14	1,900	Niklas Backstrom	2008-09
58	Niklas Backstrom	2009-10	1.78	Devan Dubnyk	2014-15	1,498	Niklas Backstrom	2007-08
57	Niklas Backstrom	2007-08	1.88	Dwayne Roloson	2003-04	1,482	Manny Fernandez	2005-06
	Manny Fernandez	2005-06	1.97	Niklas Backstrom	2006-07	1,474	Niklas Backstrom	2009-10
50	Niklas Backstrom	2010-11	2.00	Dwayne Roloson	2002-03	1,434	Niklas Backstrom	2010-11
47	Manny Roloson	2002-03	2.24	Manny Fernandez	2002-03	1,236	Dwayne Roloson	2002-03
46	Dwayne Roloson	2003-04		Manny Fernandez	2000-01	1,234	Dwayne Roloson	2003-04
45	Niklas Backstrom	2011-12	2.29	Manny Fernandez	2005-06	1,194	Niklas Backstrom	2011-12
42	Three Players Tied		2.31	Niklas Backstrom	2007-08	1,055	Manny Fernandez	2006-07
			2.33	Niklas Backstrom	2008-09		Manny Fernandez	2000-01
MINUTES PLAYED (GOALTENDER)			SAVE PERCENTAGE (MIN. 25 GP)			GOAL SUPPORT (MIN. 25 GP)		
4,088	Niklas Backstrom	2008-09	.936	Devan Dubnyk	2014-15	2.87	Darcy Kuemper	2014-15
3,489	Niklas Backstrom	2009-10	.933	Josh Harding	2013-14	2.83	Devan Dubnyk	2014-15
3,411	Manny Fernandez	2005-06		Dwayne Roloson	2003-04	2.74	Manny Fernandez	2005-06
3,409	Niklas Backstrom	2007-08	.929	Niklas Backstrom	2006-07	2.69	Niklas Backstrom	2007-08
2,978	Niklas Backstrom	2010-11	.927	Dwayne Roloson	2002-03	2.67	Niklas Backstrom	2008-09
2,945	Dwayne Roloson	2002-03		Manny Fernandez	2002-03		Niklas Backstrom	2006-07
2,847	Dwayne Roloson	2003-04	.923	Niklas Backstrom	2008-09	2.65	Manny Fernandez	2006-07
2,590	Niklas Backstrom	2011-12	.922	Niklas Backstrom	2011-12	2.64	Manny Fernandez	2002-03
2,506	Dwayne Roloson	2001-02	.920	Niklas Backstrom	2007-08	2.63	Niklas Backstrom	2009-10
2,463	Manny Fernandez	2001-02		Manny Fernandez	2000-01	2.56	Josh Harding	2007-08
						2.54	Dwayne Roloson	2001-02



ALL-TIME OVERTIME RESULTS

REGULAR SEASON				
SEASON	OT GAMES	HOME (W-L-T)	ROAD (W-L-T)	TOTAL (W-L-T)
2000-01	22	2-4-10	2-1-3	4-5-13
2001-02	21	0-5-8	0-4-4	0-9-12
2002-03	19	5-0-3	3-1-7	8-1-10
2003-04	24	1-2-7	0-1-13	1-3-20
2005-06	14	3-2	3-6	6-8
2006-07	25	12-5	5-3	17-8
2007-08	19	6-5	3-5	9-10
2008-09	17	4-7	4-2	8-9
2009-10	18	6-4	4-4	10-8
2010-11	16	3-5	5-3	8-8
2011-12	24	7-4	6-7	13-11
2012-13	10	5-2	2-1	7-3
2013-14	23	5-5	6-7	11-12
2014-15	16	3-6	5-2	8-8
TOTALS	268	62-56-28	48-47-27	110-103-55

DATE	RESULT	GW/GT GOAL (TIME OF GOAL)
Anaheim (7-3-2)		
12/8/00	1-0 Loss	Oleg Tverdoksky (0:21 of OT)
1/11/02	2-2 Tie	Paul Kariya (11:34 of 2nd)
1/23/02	3-2 Loss	Keith Carney (4:02 of OT)
1/20/03	2-1 Win	Antti Laaksonen (2:53 of OT)
11/30/03	1-1 Tie	Sandis Ozolinsh (18:35 of 2nd)
11/6/05	4-3 Win	Randy Robitaille (Shootout)
10/27/06	3-2 Win	Mikko Koivu (Shootout)
10/6/09	4-3 Win	Andrew Brunette (3:08 of OT)
12/4/09	5-4 Win	Guillaume Latendresse (Shootout)
11/17/10	2-1 Win	Antti Miettinen (3:36 of OT)
2/25/11	3-2 Win	Pierre-Marc Bouchard (4:53 of OT)
10/5/13	4-3 Loss	Mathieu Perreault (4:55 of OT)
Arizona (4-2-3)		
12/29/00	2-2 Tie	Jim Dowd (3:48 of 3rd)
11/20/01	2-1 Loss	Claude Lemieux (4:36 of OT)
3/17/02	2-2 Tie	Marian Gaborik (17:43 of 3rd)
3/7/04	1-1 Tie	Andrew Brunette (18:26 of 1st)
3/22/04	3-2 Loss	Mike Comrie (4:35 of OT)
1/2/11	6-5 Win	Cam Barker (0:46 of OT)
3/8/12	3-2 Win	Dany Heatley (Shootout)
3/27/13	4-3 Win	Mikko Koivu (2:43 of OT)
12/13/14	4-3 Win	Mikko Koivu (Shootout)
Boston (1-2-0)		
11/25/09	2-1 Loss	David Krejci (Shootout)
4/8/14	4-3 Win	Mikko Koivu (Shootout)
12/17/14	3-2 Loss	Loui Eriksson (1:30 of OT)
Buffalo (0-2-0)		
10/23/08	4-3 Loss	Derek Roy (0:44 of OT)
3/6/11	3-2 Loss	Drew Stafford (0:46 of OT)
Calgary (10-8-4)		
11/5/00	3-2 Win	Antti Laaksonen (3:11 of OT)
11/22/00	1-1 Tie	Marc Savard (3:37 of 3rd)
3/1/01	1-1 Tie	Jason Wiemer (14:48 of 3rd)
1/28/02	3-2 Loss	Jarome Iginla (0:46 of OT)
10/22/02	4-3 Win	Cliff Ronning (1:58 of OT)
12/5/02	1-1 Tie	Andrew Brunette (13:27 of 1st)
12/29/03	2-2 Tie	Richard Park (2:45 of 3rd)
12/7/06	3-2 Win	Mikko Koivu (Shootout)

DATE	RESULT	GW/GT GOAL (TIME OF GOAL)
1/26/07	2-1 Win	Pavol Demitra (Shootout)
2/28/07	2-1 Loss	Jarome Iginla (Shootout)
3/27/07	1-0 Loss	Alex Tanguay (Shootout)
1/16/08	3-2 Loss	Kristian Huselius (Shootout)
12/17/08	3-2 Loss	Todd Bertuzzi (3:48 of OT)
2/19/09	3-2 Loss	Adrian Aucoin (3:50 of OT)
12/11/09	2-1 Win	Martin Havlat (3:15 of OT)
12/3/10	3-2 Loss	Rene Bourque (Shootout)
4/8/10	2-1 Win	Brent Burns (Shootout)
3/22/12	3-2 Win	Devin Setoguchi (Shootout)
2/11/13	2-1 Win	Mikko Koivu (Shootout)
2/26/13	2-1 Win	Zach Parise (0:27 of OT)
2/1/14	4-3 Loss	Mikael Backlund (2:25 of OT)
2/18/15	3-2 Win	Mikko Koivu (1:50 of OT)
Carolina (2-2-2)		
12/13/00	1-1 Tie	Jeff O'Neill (9:13 of 2nd)
2/27/04	3-3 Tie	Ron Francis (15:45 of 3rd)
10/24/09	3-2 Win	Cal Clutterbuck (1:55 of OT)
11/15/09	5-4 Loss	Jussi Jokinen (Shootout)
10/8/10	2-1 Loss	Jeff Skinner (Shootout)
11/9/13	3-2 Win	Mikko Koivu (Shootout)
Chicago (8-2-1)		
12/26/02	2-2 Tie	Theoren Fleury (3:06 of 3rd)
3/28/03	4-3 Win	Richard Park (1:14 of OT)
12/05/06	3-2 Win	Pierre-Marc Bouchard (Shootout)
12/09/06	5-4 Win	Mark Parrish (3:18 of OT)
1/14/07	4-3 Win	Pavol Demitra (Shootout)
1/9/10	6-5 Win	Owen Nolan (Shootout)
12/14/11	4-3 Loss	Jonathan Toews (Shootout)
4/1/12	5-4 Win	Devin Setoguchi (Shootout)
4/5/12	2-1 Win	Devin Setoguchi (Shootout)
1/30/13	3-2 Win	Matt Cullen (Shootout)
4/3/14	3-2 Loss	Marian Hossa (Shootout)
Colorado (9-7-3)		
12/16/01	3-2 Loss	Joe Sakic (4:09 of OT)
10/27/02	3-3 Tie	Antti Laaksonen (14:50 of 3rd)
10/29/02	3-2 Win	Lubomir Sekeras (3:43 of OT)
11/29/02	2-2 Tie	Antti Laaksonen (4:25 of 3rd)
11/04/03	4-4 Tie	Steve Konowalchuk (11:55 of 3rd)

ALL-TIME OVERTIME RESULTS



DATE	RESULT	GW/GT GOAL (TIME OF GOAL)
3/31/04	5-4 Win	Marc Chouinard (0:53 of OT)
10/5/06	3-2 Win	Todd White (1:03 of OT)
11/18/06	2-1 Loss	Joe Sakic (Shootout)
1/6/07	2-1 Loss	Milan Hejduk (Shootout)
3/11/07	3-2 Win	Brent Burns (4:41 of OT)
3/30/08	3-2 Win	Marian Gaborik (3:10 of OT)
4/6/08	4-3 Loss	Wojtek Wolski (Shootout)
3/12/09	2-1 Loss	Wojtek Wolski (Shootout)
3/17/09	3-2 Win	Marek Zidlicky (Shootout)
10/21/09	3-2 Win	Mikko Koivu (Shootout)
11/28/09	3-2 Win	Mikko Koivu (Shootout)
10/25/10	4-3 Loss	Milan Hejduk (Shootout)
11/30/14	3-2 Loss	Ryan O'Reilly (Shootout)
12/14/13	2-1 Win	Mikko Koivu (Shootout)
Columbus (3-7-1)		
1/17/01	3-2 Win	Sean O'Donnell (3:53 of OT)
2/12/02	3-3 Tie	Sergei Zholtok (17:28 of 3rd)
1/31/04	2-1 Loss	Anders Eriksson (2:59 of OT)
10/28/05	2-1 Loss	Trevor Letowski (Shootout)
11/30/05	3-2 Loss	Jaroslav Balastik (Shootout)
12/29/06	4-3 Win	Wes Walz (1:29 of OT)
11/15/08	3-2 Win	Marek Zidlicky (Shootout)
12/27/10	4-3 Loss	Kyle Wilson (Shootout)
3/19/11	5-4 Loss	Antoine Vermette (4:26 of OT)
4/13/13	3-2 Loss	Mark Letestu (Shootout)
3/15/14	2-1 Loss	Ryan Johansen (Shootout)
Dallas (4-7-1)		
4/10/02	4-4 Tie	Andrew Brunette (8:41 of 3rd)
3/21/03	3-2 Win	Wes Walz (1:30 of OT)
12/2/06	4-3 Loss	Jussi Jokinen (Shootout)
4/15/06	4-3 Loss	Trevor Daley (4:26 of OT)
1/20/07	2-1 Loss	Stu Barnes (Shootout)
2/20/07	2-1 Win	Mikko Koivu (Shootout)
3/14/09	3-2 Loss	Nicklas Grossman (2:23 of OT)
4/10/10	4-3 Loss	Jamie Benn (Shootout)
12/4/10	4-3 Loss	Stephane Robidas (3:37 of OT)
2/4/12	2-1 Loss	Jamie Benn (Shootout)
1/18/14	3-2 Win	Nate Prosser (2:42 of OT)
11/28/14	5-4 Win	Marco Scandella (2:04 of OT)
Detroit (6-8-3)		
1/5/01	3-2 Win	Filip Kuba (2:58 of OT)
3/11/01	3-2 Loss	Brendan Shanahan (0:37 of OT)
12/26/01	3-3 Tie	Luc Robitaille (13:34 of 3rd)
11/15/03	1-1 Tie	Steve Yzerman (12:18 of 3rd)
12/26/03	2-2 Tie	Kris Draper (7:23 of 3rd)
12/23/06	3-2 Win	Pierre-Marc Bouchard (0:45 of OT)
1/10/08	6-5 Win	Marian Gaborik (Shootout)
2/5/08	3-2 Loss	Brett Lebda (1:37 of OT)
1/3/09	3-2 Loss	Pavel Datsyuk (Shootout)
1/21/10	4-3 Loss	Drew Miller (Shootout)
11/19/10	4-3 Win	John Madden (4:18 of OT)
2/20/11	2-1 Loss	Pavel Datsyuk (Shootout)
10/15/11	3-2 Loss	Johan Franzen (4:11 of OT)
11/1/11	2-1 Win	Devin Setoguchi (1:33 of OT)
3/23/14	4-3 Win	Matt Moulson (2:15 of OT)
1/20/15	5-4 Loss	Pavel Datsyuk (Shootout)
4/4/15	3-2 Loss	Darren Helm (Shootout)

DATE	RESULT	GW/GT GOAL (TIME OF GOAL)
Edmonton (8-6-4)		
11/12/00	5-4 Loss	Doug Weight (1:24 of OT)
4/4/01	2-2 Tie	Doug Weight (19:12 of 3rd)
10/14/01	3-3 Tie	Rem Murray (3:26 of 3rd)
4/2/02	2-1 Loss	Mike Grier (2:15 of OT)
12/3/02	2-1 Loss	Mike York (1:29 of OT)
12/17/02	4-3 Win	Richard Park (4:43 of OT)
1/2/03	2-1 Win	Jim Dowd (4:16 of OT)
12/18/03	1-1 Tie	Brad Isbister (19:59 of 3rd)
12/30/03	2-2 Tie	Mike York (17:43 of 3rd)
4/6/06	2-1 Win	Brian Rolston (Shootout)
10/25/07	5-4 Loss	Ales Hemsky (Shootout)
12/29/07	5-4 Win	Petteri Nummelin (1:50 of OT)
2/8/09	3-2 Win	Mikko Koivu (Shootout)
3/5/10	2-1 Loss	Mike Comrie (Shootout)
10/13/11	2-1 Win	Devin Setoguchi (Shootout)
10/20/11	2-1 Win	Matt Cullen (Shootout)
11/30/11	3-2 Win	Kyle Brodziak (Shootout)
3/11/14	4-3 Loss	Taylor Hall (Shootout)
Florida (2-2-1)		
10/22/00	0-0 Tie	Scoreless Tie
3/9/10	3-2 Loss	Cory Stillman (Shootout)
2/23/12	3-2 Win	Erik Christensen (Shootout)
3/29/12	3-2 Win	Mikko Koivu (0:15 of OT)
10/19/13	2-1 Loss	Jonathan Huberdeau (Shootout)
Los Angeles (8-6-5)		
11/18/01	2-2 Tie	Steve Heinze (7:29 of 3rd)
11/19/02	2-2 Tie	Sergei Zholtok (5:48 of 3rd)
1/14/04	2-2 Tie	Nick Schultz (8:06 of 2nd)
1/26/04	2-2 Tie	Luc Robitaille (17:56 of 3rd)
03/04/04	1-1 Tie	Jason Wiemer (17:43 of 3rd)
10/09/05	2-1 Loss	Pavol Demitra (3:31 of OT)
3/07/06	3-2 Loss	Lubomir Visnovsky (1:21 of OT)
10/18/06	2-1 Win	Marian Gaborik (0:25 of OT)
11/1/06	3-2 Win	Todd White (Shootout)
11/16/07	4-3 Loss	Mike Cammalleri (Shootout)
3/2/08	2-1 Win	Martin Skoula (3:45 of OT)
2/24/09	2-1 Loss	Drew Doughty (Shootout)
10/25/10	3-2 Loss	Michal Handzus (Shootout)
12/11/10	3-2 Win	Brent Burns (2:50 of OT)
2/1/11	1-0 Win	Pierre-Marc Bouchard (Shootout)
3/31/12	4-3 Win	Erik Christensen (Shootout)
3/30/13	4-3 Win	Mikko Koivu (Shootout)
10/3/13	3-2 Loss	Anze Kopitar (Shootout)
1/7/14	2-1 Win	Nino Niederreiter (Shootout)
Montreal (1-2-1)		
10/24/00	2-2 Tie	Eric Weinrich (13:22 of 3rd)
1/29/04	3-2 Loss	Richard Zednik (4:32 of OT)
12/17/05	4-3 Win	Kurtis Foster (3:13 of OT)
3/1/12	5-4 Loss	David Desharnais (Shootout)
Nashville (7-3-5)		
3/21/01	0-0 Tie	Scoreless Tie
1/10/02	2-2 Tie	Greg Johnson (16:46 of 2nd)
3/6/03	2-2 Tie	Pascal Dupuis (8:28 of 2nd)
12/23/03	3-3 Tie	Jason Wiemer (16:55 of 2nd)
1/12/04	3-3 Tie	Sergei Zholtok (19:46 of 3rd)
11/16/06	7-6 Win	Brian Rolston (Shootout)



ALL-TIME OVERTIME RESULTS

DATE	RESULT	GW/GT GOAL (TIME OF GOAL)
2/17/08	5-4 Win	Marian Gaborik (4:55 of OT)
12/2/09	5-4 Win	Andrew Ebbett (1:26 of OT)
12/28/11	2-1 Loss	Colin Wilson (Shootout)
4/3/12	2-1 Loss	Alexander Radulov (Shootout)
2/9/13	2-1 Win	Devin Setoguchi (4:21 of OT)
3/9/13	2-1 Win	Matt Cullen (Shootout)
2/6/14	3-2 Win	Nino Niederreiter (2:16 of OT)
12/20/14	6-5 Loss	Mattias Ekholm (1:45 of OT)
3/17/15	3-2 Win	Matt Dumba (0:22 of OT)
New Jersey (0-3-2)		
1/26/02	2-2 Tie	Stacy Roest (13:07 of 2nd)
2/17/04	4-4 Tie	Brian Gionta (13:33 of 3rd)
12/3/05	3-2 Loss	Victor Kozlov (Shootout)
3/13/08	4-3 Loss	Jamie Langenbrunner (Shootout)
3/20/14	4-3 Loss	Andy Greene (2:00 of OT)
N.Y. Islanders (2-1-0)		
2/9/08	4-3 Win	Brent Burns (2:34 of OT)
12/17/11	2-1 Loss	Frans Nielsen (Shootout)
3/24/15	2-1 Win	Zach Parise (Shootout)
N.Y. Rangers (0-1-0)		
3/5/02	3-2 Loss	Brian Leetch (3:44 of OT)
Ottawa (1-2-1)		
12/20/00	2-2 Tie	Darby Hendrickson (5:37 of 3rd)
3/12/02	4-3 Loss	Magnus Arvedson (1:41 of OT)
10/11/11	4-3 Loss	Jason Spezza (Shootout)
3/3/15	3-2 Win	Charlie Coyle (Shootout)
Philadelphia (1-0-1)		
10/11/00	3-3 Tie	Eric Desjardins (10:37 of 3rd)
3/25/10	4-3 Win	Kyle Brodziak (2:33 of OT)
Pittsburgh (1-0-1)		
11/14/02	1-1 Tie	Richard Park (8:10 of 2nd)
11/18/08	2-1 Win	Marek Zidlicky (Shootout)
San Jose (6-5-2)		
10/6/01	0-0 Tie	Scoreless Tie
10/16/01	3-3 Tie	Mike Ricci (17:28 of 3rd)
10/31/02	2-1 Win	Sergei Zholtok (4:50 of 3rd)
2/3/06	3-2 Win	Brian Rolston (Shootout)
3/9/08	3-2 Loss	Patrick Marleau (Shootout)
3/19/08	4-3 Loss	Jeremy Roenick (Shootout)
12/31/08	3-2 Win	Brent Burns (1:38 of OT)
3/5/09	4-3 Win	Mikko Koivu (4:46 of OT)
3/10/09	5-4 Loss	Christian Ehrhoff (3:34 of OT)
1/10/12	5-4 Win	Matt Cullen (Shootout)
1/25/14	3-2 Loss	Joe Thornton (3:30 of OT)
10/30/14	4-3 Win	Jason Pominville (Shootout)
1/6/15	4-3 Loss	Marc-Edouard Vlasic (3:09 of OT)
St. Louis (6-7-5)		
3/6/01	3-3 Tie	Cam Stewart (17:59 of 3rd)
3/14/01	1-0 Loss	Scott Young (3:09 of OT)
10/19/01	3-2 Loss	Keith Tkachuk (0:46 of OT)
12/2/01	4-4 Tie	Al Macinnis (17:59 of 3rd)
10/12/02	2-2 Tie	Andrew Brunette (19:44 of 3rd)
1/5/04	1-1 Tie	Andrei Zyuzin (13:25 of 2nd)
1/17/04	2-2 Tie	Doug Weight (18:23 of 3rd)
3/10/06	2-1 Loss	Lee Stempniak (0:25 of OT)
4/04/06	5-4 Win	Brian Rolston (Shootout)

DATE	RESULT	GW/GT GOAL (TIME OF GOAL)
11/30/07	3-2 Win	Marian Gaborik (2:21 of OT)
2/10/08	2-1 Win	Brent Burns (Shootout)
2/11/11	5-4 Win	John Madden (Shootout)
3/29/11	3-2 Win	Mikko Koivu (Shootout)
11/19/11	3-2 Win	Matt Cullen (Shootout)
1/14/12	3-2 Loss	Kevin Shattenkirk (Shootout)
1/27/13	4-5 Loss	Vladimir Sobotka (2:16 of OT)
3/9/14	3-2 Loss	T.J. Oshie (Shootout)
11/29/14	3-2 Loss	Vladimir Tarasenko (Shootout)
Tampa Bay (1-1-1)		
3/17/03	3-3 Tie	Andrew Brunette (15:35 of 3rd)
10/18/08	1-0 Win	Antti Miettinen (Shootout)
11/12/09	4-3 Loss	Vincent Lecavalier (Shootout)
Toronto (1-0-0)		
11/13/13	2-1 Win	Zach Parise (Shootout)
Vancouver (8-9-5)		
1/30/01	3-2 Loss	Mattias Ohlund (1:43 of OT)
3/4/01	4-3 Win	Aaron Gavey (2:26 of OT)
3/25/01	2-2 Tie	Filip Kuba (4:23 of 3rd)
4/5/02	5-4 Loss	Brendan Morrison (2:23 of OT)
1/28/03	2-2 Tie	Sergei Zholtok (9:38 of 3rd)
10/18/03	2-2 Tie	Henrik Sedin (18:28 of 3rd)
12/06/03	1-1 Tie	Trevor Linden (17:08 of 3rd)
3/10/04	1-1 Tie	Geoff Sanderson (15:43 of 3rd)
2/12/06	3-2 Loss	Daniel Sedin (1:26 of OT)
3/31/06	2-1 Win	Mikko Koivu (Shootout)
10/10/06	2-1 Win	Petteri Nummelin (Shootout)
2/14/07	3-2 Loss	Sami Salo (4:20 of OT)
3/4/07	4-3 Loss	Daniel Sedin (Shootout)
3/11/07	3-2 Win	Brent Burns (4:24 of OT)
2/14/08	5-4 Win	Mikko Koivu (Shootout)
2/20/08	3-2 Loss	Daniel Sedin (3:18 of OT)
1/31/09	4-3 Win	Marc-Andre Bergeron (1:52 of OT)
3/31/09	2-1 Loss	Henrik Sedin (4:00 of OT)
4/4/10	4-3 Loss	Sami Salo (2:15 of OT)
10/22/11	3-2 Loss	Sami Salo (4:39 of OT)
12/17/13	3-2 Win	Jason Pominville (Shootout)
2/28/14	2-1 Win	Justin Fontaine (Shootout)
Washington (1-1-0)		
10/12/06	3-2 Win	Mikko Koivu (Shootout)
11/7/13	3-2 Loss	Nicklas Backstrom (Shootout)
Winnipeg (2-4-1)		
1/3/01	1-1 Tie	Donald Audette (4:36 of 1st)
3/7/08	3-2 Loss	Erik Christensen (Shootout)
2/16/12	4-3 Loss	Evander Kane (Shootout)
11/23/13	3-2 Win	Charlie Coyle (Shootout)
11/16/14	4-3 Win	Marco Scandella (1:01 of OT)
12/27/14	4-3 Loss	Andrew Ladd (2:47 of OT)
2/10/15	2-1 Loss	Dustin Byfuglien (4:00 of OT)



ALL-TIME SHOOTOUT RESULTS

SEASON	SHOOTOUTS	HOME	ROAD	TOTAL
2005-06	8	2-1	3-2	5-3
2006-07	17	7-4	3-3	10-7
2007-08	11	0-3	3-5	3-8
2008-09	8	3-2	2-1	5-3
2009-10	12	3-4	2-3	5-7
2010-11	8	1-3	2-2	3-5
2011-12	20	6-3	5-6	11-9
2012-13	6	2-2	2-0	4-2
2013-14	16	3-4	5-4	8-8
2014-15	7	2-2	2-1	4-3
TOTALS	113	29-28	29-27	58-55

OPPONENT	DATE	WILD	OPP	GOALTENDERS	DECIDING GOAL
Anaheim (3-0)	11/06/05	2-3	1-3	Fernandez/Giguere	Randy Robitaille
	10/27/06	1-2	0-3	Fernandez/Giguere	Mikko Koivu
	12/4/09	2-4	1-4	Backstrom/Hiller	Guillaume Latendresse
Arizona (2-0)	3/8/12	3-5	2-5	Hackett/LaBarbera	Dany Heatley
	12/13/14	2-2	1-3	Backstrom/Dubnyk	Mikko Koivu
Boston (1-1)	11/25/09	1-4	2-4	Backstrom/Rask	David Krejci
	4/8/14	1-3	0-3	Bryzgalov/Rask	Mikko Koivu
Calgary (5-4)	12/07/06	2-2	1-3	Fernandez/Kiprusoff	Mikko Koivu
	01/26/07	2-2	0-2	Backstrom/Kiprusoff	Pavol Demitra
	02/28/07	0-3	1-3	Harding/Kiprusoff	Jarome Iginla
	03/27/07	0-2	2-2	Backstrom/Kiprusoff	Alex Tanguay
	01/16/08	0-2	2-3	Backstrom/Kiprusoff	Kristian Huselius
	12/3/10	1-3	2-3	Backstrom/Karlsson	Rene Bourque
Carolina (1-2)	4/8/10	2-3	0-2	Dubielewicz/Kiprusoff	Brent Burns
	3/22/12	1-4	0-4	Harding/Kiprusoff	Devin Setoguchi
	2/11/13	2-2	1-3	Backstrom/Irving	Mikko Koivu
	11/15/09	0-3	1-3	Backstrom/Leighton	Jussi Jokinen
	10/8/10	0-3	1-3	Backstrom/Ward	Jeff Skinner
Chicago (6-2)	11/9/13	3-3	1-2	Harding/Peters	Mikko Koivu
	12/05/06	3-6	2-6	Fernandez/Khabibulin	Pierre-Marc Bouchard
	1/14/07	1-2	0-3	Fernandez/Khabibulin	Pavol Demitra
	1/9/10	2-8	1-8	Harding/Huet	Owen Nolan
	12/14/11	0-2	2-2	Backstrom/Emery	Jonathan Toews
	4/1/12	2-3	1-3	Harding/Emery	Devin Setoguchi
Colorado (4-6)	4/5/12	1-3	0-3	Harding/Crawford	Devin Setoguchi
	2/4/12	1-3	2-2	Backstrom/Lehtonen	Jamie Benn
	1/30/13	2-3	1-3	Backstrom/Crawford	Matt Cullen
	4/3/14	0-3	1-3	Bryzgalov/Crawford	Marian Hossa
	11/18/06	1-3	2-3	Backstrom/Budaj	Joe Sakic
	1/6/07	1-4	2-4	Fernandez/Budaj	Milan Hejduk
Columbus (1-5)	4/6/08	0-2	2-2	Harding/Theodore	Wojtek Wolski
	3/12/09	2-2	0-2	Backstrom/Budaj	Wojtek Wolski
	3/17/09	2-3	1-3	Backstrom/Budaj	Marek Zidlicky
	10/21/09	1-3	0-3	Backstrom/Anderson	Mikko Koivu
	11/28/09	2-2	0-2	Harding/Anderson	Mikko Koivu
	2/14/13	0-2	2-2	Backstrom/Giguere	Milan Hejduk
Dallas (1-4)	11/30/13	0-3	1-3	Harding/Varlmov	Ryan O'Reilly
	12/14/13	2-2	1-3	Harding/Varlmov	Mikko Koivu
	10/28/05	1-8	2-8	Rolosen/Prusek	Trevor Letowski
	11/30/05	0-3	1-3	Fernandez/Leclaire	Jaroslav Balastik
	11/15/08	2-3	0-2	Backstrom/Mason	Marek Zidlicky
	12/27/10	1-2	3-3	Theodore/Mason	Kyle Wilson
Detroit (1-5)	4/13/13	0-2	2-2	Backstrom/Bobrovsky	Mark Letestu
	3/15/14	2-4	3-4	Kuemper/Bobrovsky	Ryan Johansen
	12/02/06	1-3	3-3	Backstrom/Turco	Jussi Jokinen
	1/20/07	2-9	3-9	Backstrom/Turco	Stu Barnes
	2/20/07	1-3	0-3	Backstrom/Turco	Mikko Koivu
	4/10/10	0-4	1-4	Backstrom/Lehtonen	Jamie Benn
Minnesota (1-5)	2/4/12	1-3	2-2	Backstrom/Lehtonen	Jamie Benn
	1/10/08	2-3	1-3	Harding/Osgood	Marian Gaborik
	1/03/08	0-3	1-2	Harding/Osgood	Pavel Datsyuk
New York Islanders (1-5)	1/21/10	2-8	3-8	Backstrom/Howard	Drew Miller



ALL-TIME SHOOTOUT RESULTS

OPPONENT	DATE	WILD	OPP	GOALTENDERS	DECIDING GOAL
	2/20/11	0-2	2-3	Backstrom/Howard	Pavel Datsyuk
	1/20/15	0-2	2-2	Kuemper/Mrazek	Pavel Datsyuk
	1/20/15	2-8	3-8	Dubnyk/Howard	Darren Helm
Edmonton (5-3)	4/06/06	2-3	1-3	Fernandez/Roloson	Brian Rolston
	10/25/07	1-3	2-3	Harding/Roloson	Ales Hemsky
	2/8/09	1-4	0-4	Backstrom/Roloson	Mikko Koivu
	3/5/10	2-6	3-6	Backstrom/Deslauriers	Mike Comrie
	10/13/11	2-4	1-4	Backstrom/Khabibulin	Devin Setoguchi
	10/20/11	1-2	0-3	Backstrom/Khabibulin	Matt Cullen
	11/30/11	4-6	3-6	Backstrom/Khabibulin	Kyle Brodziak
	3/11/14	2-4	3-4	Kuemper/Fasth	Taylor Hall
Florida (1-2)	3/9/10	0-4	1-4	Backstrom/Vokoun	Cory Stillman
	2/23/12	2-2	0-2	Backstrom/Theodore	Erik Christensen
	10/19/13	0-2	2-2	Harding/Thomas	Jonathan Huberdeau
Los Angeles (5-4)	11/1/06	3-6	2-6	Fernandez/Garon	Todd White
	10/16/07	1-2	3-3	Backstrom/Aubin	Mike Cammalleri
	2/24/09	1-4	2-4	Backstrom/Quick	Drew Doughty
	10/25/10	2-5	3-5	Backstrom/Quick	Michal Handzus
	2/1/11	1-2	0-3	Backstrom/Bernier	Pierre-Marc Bouchard
	3/31/12	2-2	0-2	Backstrom/Bernier	Erik Christensen
	3/30/13	3-3	1-2	Backstrom/Quick	Mikko Koivu
	10/3/13	0-2	2-2	Backstrom/Quick	Anze Kopitar
	1/7/14	1-4	0-4	Kuemper/Quick	Nino Niederreiter
Montreal (0-1)	3/1/12	0-3	1-3	Harding/Price	David Desharnais
Nashville (2-2)	11/16/06	3-4	2-4	Backstrom/Mason	Brian Rolston
	12/28/11	1-3	0-3	Harding/Rinne	Colin Wilson
	4/3/12	0-3	1-2	Backstrom/Lindback	Alexander Radulov
	3/9/13	2-3	1-3	Backstrom/Rinne	Matt Cullen
New Jersey (0-2)	12/03/05	0-3	1-3	Fernandez/Brodeur	Victor Kozlov
	03/13/08	0-3	1-3	Backstrom/Brodeur	Jamie Langenbrunner
N. Y. Islanders (1-1)	12/17/11	0-3	1-2	Backstrom/Montoya	Frans Nielsen
	3/24/15	1-2	0-3	Dubnyk/Halak	Zach Parise
Ottawa (1-1)	10/11/11	1-2	3-3	Backstrom/Anderson	Jason Spezza
	3/3/15	3-5	2-5	Dubnyk/Hammond	Charlie Coyle
Pittsburgh (1-0)	11/18/08	1-2	0-3	Backstrom/Sabourin	Marek Zidlicky
San Jose (3-2)	02/02/06	1-5	0-5	Fernandez/Toskala	Brian Rolston
	03/09/08	1-3	2-3	Backstrom/Nabokov	Patrick Marleau
	03/19/08	1-3	2-3	Backstrom/Nabokov	Jeremy Roenick
	1/10/12	2-2	0-2	Harding/Niemi	Matt Cullen
	10/30/14	2-3	1-3	Kuemper/Niemi	Jason Pominville
St. Louis (5-3)	04/04/06	2-3	1-3	Harding/Divis	Brian Rolston
	02/10/08	2-6	1-6	Harding/Legace	Brent Burns
	2/11/11	4-9	3-9	Theodore/Halak	John Madden
	3/29/11	2-3	1-3	Theodore/Halak	Mikko Koivu
	11/19/11	2-3	1-3	Harding/Halak	Matt Cullen
	1/14/12	0-3	1-3	Harding/Halak	Kevin Shattenkirk
	3/9/14	0-2	2-2	Brygalov/Elliott	T.J. Oshie
	11/29/14	0-3	1-3	Backstrom/Allen	Vladimir Tarasenko
Tampa Bay (1-1)	10/18/08	1-2	0-3	Backstrom/Miettinen	Antti Miettinen
	11/12/09	0-2	2-2	Backstrom/Niittymaki	Vincent Lecavalier
Toronto (1-0)	11/13/13	2-3	0-2	Harding/Bernier	Zach Parise
Vancouver (5-1)	03/31/06	1-3	0-3	Fernandez/Auld	Mikko Koivu
	10/10/06	3-4	2-4	Fernandez/Luongo	Petteri Nummelin
	03/04/07	2-6	3-6	Backstrom/Luongo	Daniel Sedin
	02/14/08	2-3	1-3	Backstrom/Luongo	Mikko Koivu
	12/17/13	1-3	0-3	Harding/Luongo	Jason Pominville
	2/28/14	1-7	0-7	Kuemper/Lack	Justin Fontaine
Washington (1-1)	10/12/06	1-2	0-3	Fernandez/Johnson	Mikko Koivu
	11/7/13	0-3	1-3	Harding/Holby	Nicklas Backstrom
Winnipeg (1-2)	03/07/08	0-3	1-3	Backstrom/Hedberg	Erik Christensen
	2/16/12	1-4	2-4	Backstrom/Mason	Evander Kane
	11/23/13	2-4	1-4	Backstrom/Pavelec	Charlie Coyle



ALL-TIME SHUTOUTS

BY THE WILD (82)

2014-15 (8)	
10/9/14 vs. COL (5-0)	(Kuemper-16 sv)
10/11/14 at COL (3-0)	(Kuemper-30 sv)
10/23/14 vs. ARI (2-0)	(Kuemper-26 sv)
1/15/15 at BUF (7-0)	(Dubnyk-18 sv)
1/29/15 at CGY (1-0)	(Dubnyk-30 sv)
2/3/15 vs. CHI (3-0)	(Dubnyk-24 sv)
2/7/15 vs. COL (1-0)	(Dubnyk-18 sv)
2/20/15 at EDM (4-0)	(Dubnyk-15 sv)
2013-14 (8)	
10/22/13 vs. NSH (2-0)	(Harding-16sv)
11/3/13 vs. NJ (4-0)	(Harding-19sv)
12/2/13 vs. PHI (2-0)	(Harding-21sv)
1/12/14 at NSH (4-0)	(Kuemper-23sv)
2/27/14 at EDM (3-0)	(Kuemper-21sv)
3/18/14 at NYI (6-0)	(Bryzgalov-36sv)
4/5/14 vs. PIT (4-0)	(Bryzgalov-20sv)
4/7/14 at WPG (1-0)	(Bryzgalov-24sv)
2012-13 (3)	
1/20/13 vs. DAL (1-0)	(Harding-24 sv)
3/23/13 vs. SJS (2-0)	(Backstrom-33 sv)
4/7/13 at CBJ (3-0)	(Backstrom-24 sv)
2011-12 (6)	
10/29/11 vs. DET (1-0)	(Harding-36 sv)
11/8/11 at CGY (3-0)	(Backstrom-41 sv)
11/17/11 vs. COL (1-0)	(Backstrom-27 sv)
2/2/12 at COL (1-0)	(Backstrom-37 sv)
2/9/12 vs. BOS (2-0)	(Backstrom-48 sv)
3/19/12 vs. VAN (2-0)	(Harding-33 sv)
2010-11 (5)	
11/2/10 vs. SJ (1-0)	(Backstrom-36 sv)
1/8/11 at PIT (4-0)	(Theodore-26 sv)
1/16/11 vs. VAN (4-0)	(Khudobin-32 sv)
1/19/11 at CGY (6-0)	(Backstrom-37 sv)
2/1/11 vs. LA (1-0, SO)	(Backstrom-27 sv)
2009-10 (3)	
12/9/09 at COL (1-0)	(Backstrom-22 sv)
1/28/10 at COL (1-0)	(Harding-29 sv)
3/3/10 at CGY (4-0)	(Backstrom-29 sv)
2008-09 (8)	
10/18/08 at TB (1-0, SO)	(Backstrom-32 sv)
11/13/08 vs. ARI (4-0)	(Backstrom-24 sv)
12/3/08 vs. STL (4-0)	(Backstrom-22 sv)
1/4/09 at COL (2-0)	(Backstrom-33 sv)
1/6/09 at BOS (1-0)	(Backstrom-28 sv)
2/4/09 vs. ANA (3-0)	(Backstrom-34 sv)
3/22/09 vs. EDM (3-0)	(Backstrom-31 sv)
4/3/09 vs. CGY (4-0)	(Backstrom-27 sv)
2007-08 (5)	
10/4/07 vs. CHI (1-0)	(Backstrom-27 sv)
10/10/07 vs. EDM (2-0)	(Backstrom-21 sv)
10/14/07 at ANA (2-0)	(Harding-37 sv)
3/15/08 vs. LA (2-0)	(Backstrom-24 sv)
3/28/08 vs. VAN (4-0)	(Backstrom-28 sv)
2006-07 (8)	
11/14/06 vs. CBJ (5-0)	(Fernandez-24 sv)
11/24/06 vs. ARI (4-0)	(Backstrom-28 sv)
01/19/07 at CHI (3-0)	(Fernandez-24 sv)
02/3/07 at ARI (1-0)	(Backstrom-29 sv)
03/1/07 at EDM (5-0)	(Harding-30 sv)
03/27/07 vs. CGY (0-1)	(Backstrom-24 sv)
04/3/07 vs. EDM (3-0)	(Backstrom-25 sv)
04/5/07 vs. EDM (3-0)	(Backstrom-22 sv)
2005-06 (3)	
10/12/05 vs. VAN (6-0)	(Roloson-33 sv)

12/8/05 at PIT (5-0)	(Fernandez-22 sv)
04/11/06 vs. CHI (2-0)	(Harding-27 sv)
2003-04 (7)	
11/7/03 at CGY (3-0)	(Roloson-34 sv)
11/11/03 vs. VAN (1-0)	(Roloson-29 sv)
12/3/03 vs. EDM (1-0)	(Fernandez-34 sv)
2/2/04 vs. STL (4-0)	(Roloson-24 sv)
2/13/04 vs. EDM (3-0)	(Roloson-28 sv)
3/18/04 at BOS (2-0)	(Fernandez-31 sv)
4/4/04 vs. STL (3-0)	(Roloson-24 sv)
2002-03 (6)	
11/16/02 vs. WSH (1-0)	(Roloson-17 sv)
2/10/03 at PHI (1-0)	(Fernandez-30 sv)
2/12/03 vs. PHI (2-0)	(Roloson-31 sv)
2/25/03 at OTT (3-0)	(Roloson-28 sv)
3/23/03 vs. DET (4-0)	(Roloson-33 sv)
3/31/03 vs. CGY (3-0)	(Fernandez-26 sv)
2001-02 (6)	
10/6/01 at SJ (0-0)	(Roloson-36 sv)
11/21/01 at SJ (2-0)	(Fernandez-22 sv)
11/29/01 vs. FLA (6-0)	(Roloson-29 sv)
1/2/02 vs. TB (2-0)	(Roloson-36 sv)
3/7/02 at STL (3-0)	(Roloson-28 sv)
3/10/02 vs. CBJ (5-0)	(Roloson-14 sv)
2000-01 (6)	
12/22/00 vs. FLA (0-0)	(McLennan-24 sv)
11/24/00 vs. CHI (2-0)	(Fernandez-27 sv)
12/17/00 vs. DAL (6-0)	(Fernandez-24 sv)
1/10/01 vs. WSH (3-0)	(Fernandez-17 sv)
1/24/01 at ANA (5-0)	(Fernandez-20 sv)
3/21/01 vs. NSH (0-0)	(McLennan-27 sv)

BY THE OPPONENT (84)

2014-15 (3)	
11/6/14 at OTT (0-3)	(Anderson-35 sv)
11/26/14 vs. LA (0-4)	(Jones-28 sv)
4/6/15 vs. WPG (0-2)	(Pavelec-32 sv)
2013-14 (4)	
11/25/13 at STL (0-3)	(Halak-22sv)
12/6/13 at CBJ (0-4)	(McElhinney-20sv)
1/14/14 vs. OTT (0-3)	(Lehner-27sv)
1/21/14 at DAL (0-4)	(Lehtonen-18sv)
2012-13 (3)	
4/4/13 at LA (0-3)	(Bernier-23 sv)
4/9/13 vs. CHI (0-1)	(Emery-20 sv)
4/11/13 vs. STL (0-2)	(Elliott-23 sv)
2011-12 (8)	
12/19/11 at VAN (0-4)	(Luongo-33 sv)
1/4/12 at VAN (0-3)	(Luongo-28 sv)
2/18/12 at STL (0-4)	(Elliott-13 sv)
2/28/12 vs. LA (0-4)	(Bernier-26 sv)
3/2/12 at DET (0-6)	(Howard-19 sv)
3/4/12 vs. COL (0-2)	(Varlamov-30 sv)
3/13/12 vs. DAL (0-1)	(Lehtonen-25 sv)
3/25/12 at WSH (0-3)	(Holby-28 sv)
2010-11 (8)	
11/29/10 at CGY (0-3)	(Kiprusoff-32 sv)
1/9/11 vs. DAL (0-4)	(Raycroft-26 sv)
2/1/11 vs. LA (0-1)	(Bernier-25 sv)
2/5/11 at ARI (0-1)	(Bryzgalov-25 sv)
3/10/11 at NSH (0-4)	(Rinne-19 sv)
3/11/11 at DAL (0-4)	(Lehtonen-14 sv)
3/22/11 vs. TOR (0-3)	(Reimer-29 sv)
4/7/11 at VAN (0-5)	(Luongo-29 sv)
2009-10 (4)	
12/7/09 at ARI (0-2)	(Bryzgalov-28 sv)

1/14/10 at STL (0-1)	(Mason-19 sv)
3/18/10 at NSH (0-3)	(Rinne-17 sv)
3/31/10 vs. CHI (0-4)	(Niemi-21 sv)
2008-09 (6)	
10/18/08 at TB (0-1, SO)	(Smith-21 sv)
11/8/08 at VAN (0-2)	(Luongo-29 sv)
12/6/08 at NSH (0-1)	(Rinne-32 sv)
1/17/09 vs. ANA (0-3)	(Hiller-30 sv)
2/6/09 vs. NSH (0-2)	(Dan Ellis-22 sv)
3/20/09 at NJ (0-4)	(Brodeur-35 sv)
2007-08 (4)	
11/23/07 vs. CBJ (0-4)	(Leclaire-32 sv)
12/7/07 at DET (0-5)	(Hasek-19 sv)
2/7/08 vs. DAL (0-1)	(Smith-25 sv)
2/20/08 at CHI (0-3)	(Khabibulin-38 sv)
2006-07 (4)	
12/1/06 vs. DET (0-3)	(Hasek-20 sv)
01/9/07 at CGY (0-3)	(Kiprusoff-26 sv)
03/6/07 vs. SJ (0-3)	(Nabokov-26 sv)
03/27/07 vs. CGY (0-1)	(Kiprusoff-38 sv)
2005-06 (1)	
11/1/05 at CGY (0-3)	(Kiprusoff-23 sv)
2003-04 (9)	
10/8/03 at CHI (0-1)	(Thibault-33 sv)
11/13/03 vs. EDM (0-2)	(Conklin-22 sv)
12/11/03 vs. TOR (0-1)	(Belfour-28 sv)
1/9/04 vs. ARI (0-2)	(Boucher-21 sv)
1/19/04 at NSH (0-2)	(Vokoun-26 sv)
1/24/04 at STL (0-4)	(Nabokov-24 sv)
2/26/04 at NSH (0-4)	(Vokoun-27 sv)
3/4/04 at ANA (0-2)	(Giguere-28 sv)
3/24/04 at CBJ (0-2)	(Denis-20 sv)
2002-03 (8)	
11/10/02 at ANA (0-1)	(Giguere-26 sv)
11/27/03 at DAL (0-5)	(Turco-18 sv)
1/14/03 vs. BUF (0-1)	(Miller-22 sv)
1/18/03 vs. ANA (0-1)	(Giguere-33 sv)
3/1/03 at STL (0-2)	(Sanford-27 sv)
3/15/03 at CBJ (0-5)	(Denis-24 sv)
3/25/03 at DET (0-4)	(Joseph-18 sv)
4/2/03 at CBJ (0-3)	(Denis-27 sv)
2001-02 (8)	
10/6/01 at SJ (0-0)	(Nabokov-19 sv)
11/4/01 vs. DET (0-2)	(Hasek-21 sv)
11/11/01 vs. VAN (0-5)	(Cloutier-18 sv)
11/14/01 vs. COL (0-1)	(Roy-26 sv)
1/15/02 at CAR (0-2)	(Irbé-22 sv)
1/30/02 vs. LA (0-2)	(Potvin-20 sv)
2/8/02 vs. COL (0-6)	(Aebischer-24 sv)
2/13/02 vs. DET (0-2)	(Hasek-21 sv)
2000-01 (14)	
10/13/00 at STL (0-2)	(Johnson-16 sv)
10/22/00 vs. FLA (0-0)	(Luongo-20 sv)
11/3/00 at EDM (0-3)	(Salo-20 sv)
11/7/00 at COL (0-2)	(Roy-23 sv)
11/8/00 vs. CGY (0-1)	(Vernon-22 sv)
11/30/00 at ARI (0-2)	(Esche-30 sv)
12/8/00 vs. ANA (0-1)	(Hebert-27 sv)
12/10/00 at MTL (0-4)	(Theodore-24 sv)
1/12/01 vs. COL (0-5)	(Roy-21 sv)
1/15/01 at CBJ (0-3)	(Tugnut-31 sv)
2/16/01 vs. LA (0-4)	(Storr-21 sv)
3/14/01 vs. STL (0-1)	(Johnson-21 sv)
3/21/01 vs. NSH (0-0)	(Dunham-23 sv)
3/28/01 vs. ARI (0-2)	(Burke-29 sv)



INDIVIDUAL MILESTONES

FIVE GOALS IN A GAME (1)

Marian Gaborik 12/20/07 vs. NYR

THREE GOALS IN A GAME (17)

Antti Laaksonen 11/26/00 vs. VAN
Marian Gaborik 11/13/01 vs. ATL
Marian Gaborik 3/10/02 vs. CBJ
Marian Gaborik 11/4/02 at LA
Marian Gaborik 11/23/02 vs. NSH
Marian Gaborik 12/7/02 at VAN
Marian Gaborik 2/17/04 at NJ
Marian Gaborik 3/16/04 vs. OTT
Marc Chouinard 10/5/05 vs. CGY
Brian Rolston 11/5/05 at SJ
Marian Gaborik 4/9/06 at COL
Mark Parrish 12/9/06 vs. CHI
Chuck Kobasew 11/27/09 vs. COL
Guillaume Latendresse 1/16/10 at ARI
Ryan Suter 1/4/14 vs. WSH
Justin Fontaine 1/9/14 at ARI
Nino Niederreiter 11/13/14 vs. BUF

FOUR ASSISTS IN A GAME (6)

Marian Gaborik 10/26/02 at ARI
Andrew Brunette 3/10/02 vs. CBJ
Pascal Dupuis 3/25/04 at CHI
Eric Belanger 11/15/07 at EDM
Mikko Koivu 10/16/08 at FLA
Mikko Koivu 1/2/11 vs. ARI

SIX POINTS IN A GAME (2)

Marian Gaborik (2g-4a) 10/26/02 at ARI
Marian Gaborik (5g-1a) 12/20/07 vs. NYR

FIVE POINTS IN A GAME (2)

Marian Gaborik (3g-2a) 3/16/04 vs. OTT
Mikko Koivu (1g-4a) 10/16/08 at FLA

FOUR POINTS IN A GAME (20)

Scott Pellerin (1g-3a) 10/18/00 vs. TB
Antti Laaksonen (3g-1a) 11/26/00 vs. VAN
Andrew Brunette (2g-2a) 11/8/01 at BOS
Marian Gaborik (3g-1a) 3/10/02 vs. CBJ
Andrew Brunette (0g-4a) 3/10/02 vs. CBJ
Marian Gaborik (1g-3a) 1/16/03 vs. VAN
Pascal Dupuis (0g-4a) 3/25/04 at CHI
Brian Rolston (2g-2a) 12/17/05 vs. MTL
Wes Walz (2g-2a) 2/4/06 at ARI
Pierre-Marc Bouchard (2g-2a) 2/10/06 at EDM
Brian Rolston (2g-2a) 3/12/06 vs. EDM
Pierre-Marc Bouchard (1g-3a) 3/12/06 vs. EDM
Marian Gaborik (3g-1a) 4/9/06 at COL
Pierre-Marc Bouchard (2g-2a) 1/2/07 vs. ATL
Eric Belanger (0g-4a) 11/15/07 at EDM
Pierre-Marc Bouchard (2g-2a) 1/21/08 at VAN
Marian Gaborik (2g-2a) 3/25/09 at NYI
Guillaume Latendresse (1g-3a) 1/11/10 vs. PIT
Mikko Koivu (0g-4a) 1/2/11 vs. ARI
Zach Parise (2g-2a) 1/30/14 at COL

45+ SAVES IN A GAME (9)

Dwayne Rolson (53) 11/8/01 at BOS
Dwayne Rolson (52) 10/28/05 at CBJ
Niklas Backstrom (48) 2/19/12 vs. BOS
Niklas Backstrom (47) 12/22/07 vs. DET
Niklas Backstrom (47) 3/7/11 vs. SJ
Josh Harding (47) 1/14/12 at STL
Niklas Backstrom (46) 12/27/07 at ARI
Niklas Backstrom (46) 11/4/08 at SJ
Jose Theodore (46) 2/25/11 at ANA
40- GOAL SEASONS (1)
Marian Gaborik (42) 2007-08

30-GOAL SEASONS (9)

Marian Gaborik (38) 2005-06
Brian Rolston (34) 2005-06
Zach Parise (33)
Brian Rolston (31) 2006-07
Marian Gaborik (30) 2001-02
Marian Gaborik (30) 2002-03
Marian Gaborik (30) 2006-07
Brian Rolston (30) 2007-08
Jason Pominville (30) 2013-14

20-GOAL SEASONS (20)

Zach Parise (29)
Pavol Demitra (25) 2006-07
Owen Nolan (25) 2008-09
Andrew Brunette (25) 2009-10
Guillaume Latendresse (25) 2009-10
Dany Heatley (24) 2011-12
Nino Niederreiter (24)
Andrew Brunette (22) 2008-09
Mikko Koivu (22)
Martin Havlat (22) 2010-11
Kyle Brodziak (22) 2011-12
Andrew Brunette (21) 2001-02
Thomas Vanek (21)
Jason Zucker (21) 2014-15
Pascal Dupuis (20) 2002-03
Alexandre Daigle (20) 2003-04
Pierre-Marc Bouchard (20) 2006-07
Mikko Koivu (20)
Mikko Koivu (20)
Antti Miettinen (20) 2009-10

50-ASSIST SEASONS (1)

Pierre-Marc Bouchard (50) 2007-08

40-ASSIST SEASONS (9)

Mikko Koivu (49)
Andrew Brunette (48) 2001-02
Mikko Koivu (47)
Brian Rolston (45) 2005-06
Mikko Koivu (45)
Mikko Koivu (43)
Pierre-Marc Bouchard (42) 2005-06
Marian Gaborik (41) 2007-08
Martin Havlat (40) 2010-11

80-POINT SEASONS (1)

Marian Gaborik (83) 2007-08

70-POINT SEASONS (2)

Brian Rolston (79) 2005-06
Mikko Koivu (71) 2009-10

60-POINT SEASONS (13)

Andrew Brunette (69) 2001-02
Marian Gaborik (67) 2001-02
Mikko Koivu (67) 2008-09
Marian Gaborik (66) 2005-06
Marian Gaborik (65) 2002-03
Pavol Demitra (64) 2006-07
Brian Rolston (64) 2006-07
Pierre-Marc Bouchard (63) 2007-08
Martin Havlat (62) 2010-11
Mikko Koivu (62) 2010-11
Zach Parise (62) 2014-15
Andrew Brunette (61) 2009-10
Jason Pominville (60) 2013-14
30-WIN SEASONS (3)
Niklas Backstrom (37) 2008-09
Niklas Backstrom (33) 2007-08
Manny Fernandez (30) 2005-06

ALL-TIME HAT TRICKS/PENALTY SHOTS/ATTENDANCE



HAT TRICKS FOR (18)

Antti Laaksonen vs. VAN 11/26/00 (F. Potvin), 3-1=4 pts.
Marian Gaborik vs. ATL 11/13/01 (D. Rhodes), 3-0=3 pts.
Marian Gaborik vs. CBJ 3/10/02 (R. Tugnut), 3-1=4 pts.
Marian Gaborik at LA 11/4/02 (J. Storr), 3-0=3 pts.
Marian Gaborik vs. NSH 11/23/02 (M. Dunham) 3-0=3 pts.
Marian Gaborik at VAN 12/7/02 (D. Cloutier) 3-0=3 pts.
Marian Gaborik at NJ 2/17/04 (M. Brodeur) 3-0=3 pts.
Marian Gaborik vs. OTT 3/16/04 (P. Lalime) 3-2=5 pts.
Marc Chouinard vs. CGY 10/5/05 (M. Kiprusoff) 3-0=3 pts.
Brian Rolston at SJ 11/5/05 (N. Schaefer), 3-0=3 pts.
Marian Gaborik at COL 4/09/06 (P. Budaj/J. Theodore), 3-1=4 pts.
Mark Parrish vs. CHI 12/9/06 (B. Boucher), 3-0=3 pts.
Marian Gaborik vs. NYR 12/20/07 (H. Lundqvist), 5-1=6 pts.
Chuck Kobasew vs. COL 11/27/09 (C. Anderson), 3-0=3 pts.
Guillaume Latendresse at ARI 1/16/10 (I. Bryzgalov), 3-0=3 pts.
Ryan Suter vs. WSH 1/4/14 (B. Holtby), 3-0=3 pts.
Justin Fontaine at ARI 1/9/14 (M. Smith), 3-0=3 pts.
Nino Niederreiter vs. BUF 11/13/14 (J. Enroth), 3-0=3 pts.

HAT TRICKS AGAINST (15)

Radim Vrbata vs. COL 2/8/02 (Fernandez/Rolason) 3-0=3 pts.
Vaclav Prospal at ANA 1/23/04 (Rolason) 3-1=4 pts.
Jason Blake at NYI 3/19/04 (Rolason) 3-0=3 pts.
Jarome Iginla vs. CGY 3/29/07 (Backstrom/Harding) 3-0=3 pts.
Markus Naslund vs. VAN 11/21/07 (Harding) 3-0=3 pts.
Henrik Zetterberg vs. DET 12/7/07 (Harding) 3-0=3 pts.
Jarome Iginla at CGY 3/22/08 (Harding) 3-0=3 pts.
Nikita Filatov at CBJ 1/10/09 (Harding) 3-0=3 pts.
Jamie Langenbrunner vs. NJ 1/2/10 (Backstrom) 3-0=3 pts.
Jarome Iginla vs. CGY 3/7/10 (Backstrom) 3-1=4 pts.
Corey Perry at ANA 12/12/10 (Backstrom) 3-2=5 pts.
P.K. Subban vs. MTL 3/20/11 (Theodore/Backstrom) 3-1=4 pts.
Ryan Kesler at VAN 4/7/11 (Backstrom) 3-0=3 pts.
Max Pacioretty at MTL 11/19/13 (Harding), 3-0=3 pts.
T.J. Oshie at STL 3/27/14 (Kuemper), 3-0=3 pts.

ATTENDANCE

SEASON	GAMES	ATT	AVG	SELLOUTS
2000-01	41	751,472	18,239	41
2001-02	41	756,596	18,453	41
2002-03	41	758,536	18,501	41
2003-04	41	759,776	18,531	41
2005-06	41	761,614	18,575	41
2006-07	41	760,280	18,543	41
2007-08	41	761,288	18,568	41
2008-09	41	761,288	18,568	41
2009-10	41	755,055	18,416	41
2010-11	40	720,508	18,013	25
2011-12	41	728,683	17,772	16
2012-13	24	451,075	18,795	22
2013-14	41	758,729	18,506	34
2014-15	41	779,974	19,023	41
TOTALS	556	10,264,874	18,462	507

PENALTY SHOTS FOR (17-FOR-32)

Scott Pellerin vs. Joaquin Gage; no goal, 10/15/00 vs. EDM
Maxim Sushinsky vs. Felix Potvin; no goal, 11/26/00 vs. VAN
Antti Laaksonen vs. Patrick Lalime; no goal, 12/20/00 vs. OTT
Sebastien Bordeleau vs. Felix Potvin; goal, 10/7/01 at LA
Stacy Roest vs. Dan Cloutier; goal, 3/2/02 at VAN
Antti Laaksonen vs. Brent Johnson; goal, 11/19/03 at STL
Marian Gaborik vs. Jocelyn Thibault; no goal, 2/5/03 vs. CHI
Antti Laaksonen vs. Johan Hedberg; no goal, 10/18/03 vs. VAN
Marian Gaborik vs. Sebastien Caron; goal, 11/19/03 at PIT
Richard Park vs. Miikka Kiprusoff; goal, 12/29/03 at CAL
Wes Walz vs. Reinhard Divis; goal, 2/2/04 vs. STL
Antti Laaksonen vs. Dan Cloutier; goal, 2/19/04 vs. VAN
Marian Gaborik vs. Reinhard Divis; no goal, 4/4/04 vs. STL
Alexandre Daigle vs. Curtis Joseph; no goal, 10/8/05 at ARI
Pierre-Marc Bouchard vs. Dan Cloutier; goal, 10/12/05 vs. VAN
Brian Rolston vs. Miikka Kiprusoff; no goal, 12/29/05 at CGY
Marian Gaborik vs. Vesa Toskala; goal, 2/2/06 at SJ
Todd White vs. Dan Cloutier; no goal, 10/25/06 vs. LA
Brian Rolston vs. Roberto Luongo; goal, 11/2/06 vs. VAN
Brian Rolston vs. Ray Emery; goal, 11/20/06 at OTT
Pierre-Marc Bouchard vs. Tomas Vokoun; goal, 2/17/07 at NSH
Marian Gaborik vs. Ryan Miller; no goal, 3/9/07 at BUF
James Sheppard vs. Evgeni Nabokov; no goal, 4/2/10 vs. SJ
Mikko Koivu vs. Alex Auld; goal, 3/20/11 vs. MTL
Matt Cullen vs. Curtis McElhinney; goal, 12/31/11 vs. ARI
Devin Setoguchi vs. Semyon Varlamov; goal, 3/6/12 at COL
Devin Setoguchi vs. Jonathan Bernier; no goal, 3/31/12 vs. LA
Pierre-Marc Bouchard vs. Steve Mason; no goal, 1/29/13 vs. CBJ
Charlie Coyle vs. Jimmy Howard; goal, 3/22/14 vs. DET
Nino Niederreiter vs. Antti Raanta; goal, 12/12/14 at CHI
Jason Zucker vs. Corey Crawford; no goal, 1/11/15 at CHI
Zach Parise vs. Sergei Bobrovsky; no goal, 1/19/15 vs. CBJ

PENALTY SHOTS AGAINST (9-FOR-16 STOPPED)

Petr Sykora vs. Manny Fernandez; no goal, 1/21/01 vs. NJ
Ziggy Palffy vs. Manny Fernandez; no goal, 10/7/01 at LA
Brad Isbister vs. Dwayne Rolason; no goal, 2/10/02 vs. NYI
Pavel Datsyuk vs. Dwayne Rolason; no goal, 11/15/03 vs. DET
Ladislav Nagy vs. Dwayne Rolason; goal, 10/8/05 at ARI
Niklas Sundstrom vs. Dwayne Rolason; no goal, 12/17/05 vs. MTL
Paul Kariya vs. Niklas Backstrom; no goal, 11/16/06 at NSH
John Pohl vs. Manny Fernandez; goal, 12/26/06 at TOR
Tomas Plihal vs. Niklas Backstrom; goal, 3/9/08 vs. SJ
Corey Perry vs. Niklas Backstrom; goal, 12/12/10 at ANA
Taylor Hall vs. Niklas Backstrom; no goal, 12/22/11 at EDM
Patrik Berglund vs. Josh Harding; no goal, 2/18/12 at STL
Andrew Desjardins vs. Niklas Backstrom; no goal, 3/23/13 vs. SJ
Eric Nystrom vs. Josh Harding; goal, 10/8/13 at NSH
Olli Maata vs. Niklas Backstrom; goal, 12/9/13 at PIT
Jordie Benn vs. Darcy Kuemper; goal, 1/21/14 at DAL

ATTENDANCE

The Wild sold out every game in 2014-15, including 31 home games with over 19,000 fans and begins the 2015-16 season on a 66-game regular season sellout streak. Minnesota sold out the first 409 games in team history, including 369 regular season games, 27 preseason contests and 13 playoff games. The club's sellout streak of 409 games was the third-longest recorded sellout streak in NHL history behind Colorado (487) and Detroit (452). The official capacity of Xcel Energy Center for Minnesota Wild games is 17,954. The largest crowd ever to see a Wild game at Xcel Energy Center is 19,416 on May 16, 2014, in Game Three of the Western Conference Semifinal Series against the Chicago Blackhawks. During the 2000-01 campaign, Minnesota set an NHL expansion team attendance record when it drew 751,472 fans in 41 regular season home dates.



ALL-TIME LEADER VS. WILD

CAREER VS. WILD

GAMES

77	Henrik Sedin
76	Jarome Iginla
74	Daniel Sedin
68	Milan Hejduk
66	Shawn Horcoff
	Robyn Regehr

GOALS

37	Jarome Iginla
24	Ryan Kesler
22	Milan Hejduk
21	Daniel Sedin
20	Ryan Smyth

ASSISTS

50	Henrik Sedin
30	Daniel Sedin
32	Jarome Iginla
30	Alex Tanguay
28	Milan Hejduk

POINTS

69	Jarome Iginla
62	Henrik Sedin
59	Daniel Sedin
50	Milan Hejduk
46	Alex Tanguay

PLUS/MINUS

21	Robyn Regehr
18	Jarome Iginla
	Nicklas Lidstrom
17	Daymond Langkow
16	Dan Hamhuis

PENALTY MINUTES

105	Cody McLeod
104	Jody Shelley
100	Alexandre Burrows
	Darcy Hordichuk
79	David Backes

POWER-PLAY GOALS

13	Milan Hejduk
10	Jarome Iginla
8	Ryan Kesler
	Patrick Marleau
7	Four Players Tied

GAME-WINNING GOALS

10	Jarome Iginla
7	Joe Sakic
5	Ryan Smyth
4	11 Players Tied

SHORT-HANDED GOALS

3	Ryan Kesler
	Todd Marchant
2	11 Players Tied

GAMES

50	Miikka Kiprusoff
40	Roberto Luongo
29	Jean-Sebastien Giguere
28	Evgeni Nabokov
25	Nikolai Khabibulin

GOALTENDING CAREER VS. WILD

WINS

29	Miikka Kiprusoff
17	Roberto Luongo
16	Evgeni Nabokov
15	Marty Turco
11	Four Players Tied

SEASON VS. WILD

GAMES

8	Several Players Tied
---	----------------------

GOALS

7	Ryan Kesler	2010-11
6	Jarome Iginla	2005-06
	Jarome Iginla	2006-07
	Jarome Iginla	2007-08
	Joe Sakic	2000-01

ASSISTS

9	Henrik Sedin	2007-08
8	Henrik Sedin	2008-09
7	Markus Naslund	2001-02
	Doug Weight	2000-01
	Daniel Sedin	2011-12

POINTS

11	Jarome Iginla	2007-08
10	Joe Sakic	2000-01
	Doug Weight	2000-01
	Daniel Sedin	2011-12
9	Five Players Tied	

PLUS/MINUS

11	Robyn Regehr	2006-07
8	Harold Druken	2000-01
	J.P. Dumont	2006-07
	John-Michael Liles	2003-04
7	Two Players Tied	

PENALTY MINUTES

54	Alex Burrows	2007-08
39	Robyn Regehr	2002-03
37	Theo Peckham	2010-11
	Jody Shelley	2003-04
36	Darcy Hordichuk	2009-10

POWER-PLAY GOALS

3	Jarome Iginla	2001-02
	Markus Naslund	2007-08
	Scott Walker	2000-01
	Steve Yzerman	2001-02
2	Several Players Tied	

GAME-WINNING GOALS

4	Joe Sakic	2000-01
2	Several Players Tied	

SHORT-HANDED GOALS

2	Jarret Stoll	2007-08
1	Several Players Tied	

SINGLE GAME VS. WILD

GOALS

3	J. Iginla (3x)	last, 3/7/10
	Radim Vrbata	2/8/02
	Vaclav Prospal	1/23/04
	Jason Blake	3/19/04
	Markus Naslund	11/21/07
	Henrik Zetterberg	12/7/07
	Nikita Filatov	1/10/09
	Jamie Langenbrunner	1/2/10
	Corey Perry	12/12/10
	P.K. Subban	3/20/11
	Ryan Kesler	4/7/11
	Max Pacioretty	11/19/13
	T.J. Oshie	3/27/14

ASSISTS

4	Doug Weight	11/12/00
	Niclas Havelid	1/23/04
	Ed Jovanovski	1/16/10
3	Several Players Tied	

POINTS

5	Doug Weight	11/12/00
	Corey Perry	12/12/10
4	Several Players Tied	

PLUS/MINUS

5	Kimmo Timonen	10/31/01
	Christian Ehrhoff	10/22/10
	Jeff Petry	4/26/13
4	Several Players Tied	

PENALTY MINUTES

27	Jody Shelley	3/24/04
25	Theo Peckham	4/8/11
24	Robyn Regehr	3/31/03
	Jeremy Stevenson	3/21/01
22	Four Players Tied	

POWER-PLAY GOALS

2	Several Players Tied	
---	----------------------	--

SHORT-HANDED GOALS

1	Several players tied	
---	----------------------	--

SHOTS ON GOAL

12	Bill Guerin	11/8/01
	Richard Zednik	12/10/01
11	Derian Hatcher	11/27/02
10	Six Players Tied	

TIME ON ICE

35:12	Erik Karlsson	3/3/15
34:00	Scott Niedermayer	12/31/06
33:58	Brian Pothier	10/12/06
33:45	Jay Bouwmeester	12/3/10
33:39	Toby Enstrom	3/7/08
33:13	Boris Mironov	10/29/00



THE PLAYOFFS



2015 PLAYOFF STATISTICS

#	POS	PLAYER	GP	TOI/G	G	A	PTS	+/-	PIM	PPG	SHG	GWG	SOG	SH%
11	LW	Zach Parise	10	18:53	4	6	10	0	4	1	1	0	20	20.0
64	C	Mikael Granlund	10	17:50	2	4	6	2	0	0	0	1	18	11.1
29	RW	Jason Pominville	10	17:29	3	3	6	-1	0	2	0	1	33	9.1
22	RW	Nino Niederreiter	10	15:06	4	1	5	-2	10	0	0	1	19	21.1
55	D	Matt Dumba	10	16:05	2	2	4	-1	2	2	0	0	15	13.3
9	C	Mikko Koivu	10	18:13	1	3	4	-4	2	1	0	0	14	7.1
46	D	Jared Spurgeon	10	21:20	1	3	4	0	4	1	0	0	11	9.1
26	LW	Thomas Vanek	10	14:12	0	4	4	-7	2	0	0	0	19	0.0
6	D	Marco Scandella	10	20:44	2	1	3	4	0	0	0	0	17	11.8
20	D	Ryan Suter	10	26:59	0	3	3	8	0	0	0	0	13	0.0
16	LW	Jason Zucker	10	14:11	2	1	3	-1	2	0	0	0	21	9.5
24	LW	Matt Cooke	7	11:08	0	2	2	1	4	0	0	0	8	0.0
3	C	Charlie Coyle	10	14:22	1	1	2	-3	0	0	0	0	14	7.1
14	RW	Justin Fontaine	6	10:45	1	1	2	0	2	0	0	1	4	25.0
44	RW	Chris Stewart	8	15:59	0	2	2	-3	2	0	0	0	9	0.0
56	LW	Erik Haula	2	10:59	1	0	1	1	0	0	0	0	4	25.0
23	LW	Sean Bergenheim	3	10:09	0	0	0	-2	0	0	0	0	1	0.0
25	D	Jonas Brodin	10	21:53	0	0	0	-2	0	0	0	0	3	0.0
21	C	Kyle Brodziak	10	12:30	0	0	0	-3	2	0	0	0	12	0.0
18	C	Ryan Carter	1	6:18	0	0	0	0	0	0	0	0	0	0.0
33	D	Jordan Leopold	9	12:00	0	0	0	-3	0	0	0	0	7	0.0
39	D	Nate Prosser	1	4:02	0	0	0	-1	2	0	0	0	0	0.0
10	C	Jordan Schroeder	3	11:14	0	0	0	0	0	0	0	0	5	0.0
#	GOALTENDER		GP	GS	W	L	SA	SV	SV%	GA	GAA	SO	MIN	PIM
40	Devan Dubnyk		10	10	4	6	260	236	0.908	24	2.53	1	570	0
35	Darcy Kuemper		1	0	0	0	9	9	1.000	0	0	0	23	0



2015 PLAYOFF RESULTS



2015 WESTERN CONFERENCE QUARTERFINAL #6 MINNESOTA WILD VS. #2 ST. LOUIS BLUES Wild wins series, 4-2 (Wild 2-1 at Xcel Energy Center, 2-1 at St. Louis)

DATE	OPP.	Scoring By Period	Shots By Period	Power Plays	Penalties/Minutes	Game-Winning Goal	Goalie (Saves-Shots)	Attn.
G1	MIN	1 1 2 - 4	7 14 8 - 29	2-4	2-4	Granlund (1)	Dubnyk (19-21)	
4/16	STL	0 0 2 - 2	7 4 10 - 21	0-2	5-18		Allen (25-27)	*19,671
G2	MIN	0 0 1 - 1	7 10 8 - 25	0-1	3-6		Dubnyk (23-26)	
4/18	STL	2 0 2 - 4	9 10 8 - 27	1-3	1-2	Tarasenko(1)	Allen (24-25)	*19,243
G3	STL	0 0 0 - 0	4 6 7 - 17	0-0	4-16		Allen (21-23)	
4/20	MIN	0 2 1 - 3	9 11 4 - 24	0-3	0-0	Pominville (1)	Dubnyk (17-17)	*19,165
G4	STL	3 3 0 - 6	10 8 8 - 26	0-2	1-2	Tarasenko (2)	Allen (17-18)	
4/22	MIN	0 1 0 - 1	4 6 8 - 18	1-1	2-4		DUBNYK (11-17); Kuemper (9-9)	*19,390
G5	MIN	1 2 1 - 4	3 13 3 - 19	1-2	3-6	Niederreiter (1)	Dubnyk (36-37)	
4/24	STL	1 0 0 - 1	12 6 19 - 37	1-2	3-6		Allen (15-19)	*19,653
G6	STL	0 1 0 - 1	4 15 12 - 31	0-2	2-4		ALLEN (11-13); Elliott (6-7)	
4/26	MIN	1 1 2 - 4	10 7 4 - 21	0-1	3-6	Fontaine (1)	Dubnyk (30-31)	*19,318
TOTALS		Scoring By Period	Shots By Period	Power Plays (Percentage)	Penalties/Minutes		Goalkeepers (Record, Saves-Shots)	
	STL	6 4 4 - 14	46 49 64 - 159	2-11 (18.2)	16-48		Allen (2-4, 113-125); Elliott (0-0, 6-7)	
	MIN	3 7 7 - 17	40 61 35 - 136	4-12 (33.3)	13-26		Dubnyk (4-2, 136-196); Kuemper (0-0, 9-9)	

SERIES NOTES

For the first time in franchise history, Minnesota clinched a playoff series with a home-ice victory, defeating the St. Louis Blues in Game 6 of the first-round series at Xcel Energy Center. The win also marked the first time Minnesota won a playoff series in fewer than seven games, with its three previous series-clinching victories coming on the road in a Game 7. Zach Parise led the Wild with seven points (3-4=7) in the series, tying the franchise record for career playoff points (8-14=22 in 29 games), while his linemates Jason Pominville (2-3=5) and Mikael Granlund (1-4=5) ranked T-2nd with five points each. Nino Niederreiter scored three goals in the series to tie Parise for the team lead and ranked fourth on the Wild with four points during the series. Niederreiter scored the winner in Game 5 to become the Wild's all-time leader in playoff GWG (3). In his first NHL postseason, Devan Dubnyk recorded a 2.32 GAA and .913 SV% while going 4-2 in the series, including a 17-save shutout in Game 3. Over the six-game series, the Wild posted a 33.3 percent success rating on the power play (4-of-12) and added one shorthanded goal (Parise). St. Louis defenseman Kevin Shattenkirk led the series with eight points (0-8=8), while Vladimir Tarasenko totaled seven points (6-1=7), including a Game 2 hat trick. Jake Allen went 2-4 for the Blues, posting a 2.20 GAA and a .904 SV%. The Wild led the Blues in both hits (149 to 134) and blocked shots (102 to 79) in the series.

2015 WESTERN CONFERENCE SEMIFINAL #6 MINNESOTA WILD VS. #4 CHICAGO BLACKHAWKS Wild loses series, 4-0 (Wild 0-2 at Xcel Energy Center, 0-2 at Chicago)

DATE	OPP.	Scoring By Period	Shots By Period	Power Plays	Penalties/Minutes	Game-Winning Goal	Goalie (Saves-Shots)	Attn.
G1	MIN	0 3 0 - 3	13 12 8 - 33	1-3	1-2		Dubnyk (31-35)	
5/1	CHI	3 1 0 - 4	8 12 15 - 35	0-1	3-6	Teravainen (1)	Crawford (30-33)	*21,851
G2	MIN	0 0 1 - 1	6 10 15 - 31	1-2	2-4		Dubnyk (27-30)	
5/3	CHI	0 2 2 - 4	9 12 10 - 31	0-2	2-4	Kane (1)	Crawford (30-31)	*21,934
G3	CHI	1 0 0 - 1	9 9 4 - 22	1-1	3-6		Crawford (30-30)	
5/5	MIN	0 0 0 - 0	8 12 10 - 30	0-3	1-2	Kane (2)	Dubnyk (21-22)	*19,349
G4	CHI	1 1 2 - 4	8 10 7 - 25	1-2	3-6		Crawford (34-37)	
5/7	MIN	0 1 2 - 3	8 18 11 - 37	1-3	2-4	Hossa (1)	Dubnyk (21-24)	*19,163
TOTALS		Scoring By Period	Shots By Period	Power Plays (Percentage)	Penalties/Minutes		Goalkeepers (Record, Saves-Shots)	
	CHI	5 4 4 - 13	34 43 36 - 113	2-6 (33.3)	11-22		Crawford (4-0, 124-131)	
	MIN	0 4 3 - 7	35 52 44 - 131	3-11 (27.3)	6-12		Dubnyk (0-4, 100-111)	

SERIES NOTES

For the first time in team history, Minnesota advanced to the second round of the Stanley Cup Playoffs in back-to-back seasons. The Blackhawks earned a series sweep en route to the 2015 Stanley Cup Championship. With three points (1-2=3) in the series, Zach Parise became the Wild's all-time playoff points leader, totaling 25 points (9-16=25) in 33 playoff games with Minnesota. Defenseman Matt Dumba, playing in his first NHL postseason, tied Parise as the Wild's leaders in points during the series (1-2=3). Devan Dubnyk posted a 2.82 GAA and .901 SV% in the series. Patrick Kane led the series in both goals and points (5-1=6), while Patrick Sharp ranked second on the Blackhawks with four points (1-3=4). Corey Crawford went 4-0 in net, posting a 1.75 GAA and a .947 SV% during the series, including a 30-save shutout in Game 3. Minnesota outshot Chicago, 122-90, while each team registered 54 blocked shots in the series.



2014 PLAYOFF STATISTICS

#	POS	PLAYER	GP	TOI/G	G	A	PTS	+/-	PIM	PPG	SHG	GWG	SOG	SH%
11	LW	Zach Parise	13	20:28	4	10	14	-3	6	2	0	1	49	8.2
29	RW	Jason Pominville	13	18:15	2	7	9	-3	0	0	0	0	32	6.3
64	C	Mikael Granlund	13	18:01	4	3	7	3	2	0	0	1	35	11.4
56	C	Erik Haula	13	14:12	4	3	7	2	0	0	0	1	29	13.8
3	C	Charlie Coyle	13	17:50	3	4	7	-2	6	1	0	1	23	13.0
20	D	Ryan Suter	13	29:13	1	6	7	-5	4	1	0	0	29	3.4
9	C	Mikko Koivu	13	20:31	1	6	7	-4	10	0	0	0	30	3.3
46	D	Jared Spurgeon	13	24:03	3	3	6	0	2	1	0	0	22	13.6
22	RW	Nino Niederreiter	13	14:39	3	3	6	0	8	0	0	2	22	13.6
21	C	Kyle Brodziak	12	13:15	3	3	6	-2	2	0	0	0	15	20.0
15	LW	Dany Heatley	11	11:32	1	5	6	6	4	0	0	0	9	11.1
6	D	Marco Scandella	13	21:28	2	1	3	4	0	0	1	0	20	10.0
4	D	Clayton Stoner	13	12:16	1	2	3	2	26	0	0	0	13	7.7
26	LW	Matt Moulson	10	14:59	1	2	3	0	4	0	0	0	21	4.8
24	LW	Matt Cooke	6	15:59	0	3	3	1	8	0	0	0	4	0.0
14	RW	Justin Fontaine	9	11:06	1	1	2	0	2	0	0	0	13	7.7
25	D	Jonas Brodin	13	23:37	0	2	2	3	12	0	0	0	11	0.0
8	C	Cody McCormick	13	8:16	1	0	1	1	14	0	0	0	6	16.7
39	D	Nate Prosser	10	12:31	0	0	0	2	12	0	0	0	7	0.0
2	D	Keith Ballard	3	10:44	0	0	0	-2	0	0	0	0	2	0.0
19	LW	Stephane Veilleux	4	7:17	0	0	0	1	4	0	0	0	4	0.0
#	GOALTENDER		GP	GS	W	L	SA	SV	SV%	GA	GAA	SO	MIN	PIM
37	Darcy Kuemper		6	5	3	1	127	116	0.913	11	2.03	1	325	0
30	Ilya Bryzgalov		9	8	3	6	182	161	0.885	21	2.63	1	479	0



2014 PLAYOFF RESULTS



2014 WESTERN CONFERENCE QUARTERFINAL #4 MINNESOTA WILD VS. #1 COLORADO AVALANCHE Wild wins series, 4-3 (Wild 3-0 at Xcel Energy Center, 1-3 at Colorado)

DATE	OPP.	Scoring By Period	Shots By Period	Power Plays	Penalties/ Minutes	Game-Winning Goal	Goalie (Saves-Shots)	Attn.
G1	MIN	1 3 0 0 4	7 12 11 3 33	1-2	5-12		Bryzgalov (26-31)	
4/17	COL	1 1 2 1 5	8 6 14 3 31	0-4	5-10	Stastny (1)	Varlamov (29-33)	*18,074
G2	MIN	1 0 1 - 2	10 9 13 - 32	0-3	4-16		BRYZGALOV (11-14); Kuemper (14-14)	
4/19	COL	1 2 1 - 4	11 9 9 - 29	1-3	4-16	Landeskog (1)	Varlamov (30-32)	*18,402
G3	COL	0 0 0 0 0	8 7 5 2 22	0-4	7-14		Varlamov (45-46)	
4/21	MIN	0 0 0 1 1	22 9 13 2 46	0-3	8-16	Granlund (1)	Kuemper (22-22)	*19,221
G4	COL	0 1 0 - 1	3 4 5 - 12	0-4	4-8		Varlamov (30-32)	
4/24	MIN	1 1 0 - 2	14 11 7 - 32	1-4	4-8	Coyle (1)	Kuemper (11-12)	*19,396
G5	MIN	0 1 2 0 3	11 9 10 2 32	0-3	4-8		Kuemper (31-35)	
4/26	COL	0 2 1 1 4	8 12 12 3 35	0-3	4-8	MacKinnon (1)	Varlamov (29-32)	*18,418
G6	COL	1 1 0 - 2	6 14 3 - 23	1-4	8-32		Varlamov (18-21)	
4/28	MIN	2 0 3 - 5	9 6 8 - 23	1-3	9-34	Parise (1)	Kuemper (21-23)	*19,314
G7	MIN	1 1 2 1 5	12 8 10 5 35	0-3	3-6	Niederreiter (1)	Kuemper (17-21); BRYZGALOV (1-1)	
4/30	COL	2 0 2 0 4	9 5 7 1 22	1-3	3-6		Varlamov (30-35)	*18,511
TOTALS		Scoring By Period	Shots By Period	Power Plays (Percentage)	Penalties/ Minutes		Goaltenders (Record, Saves-Shots)	
	COL	5 7 6 2 20	53 57 55 9 174	3-25 (12.0)	35-94		Varlamov (3-4, 211-231)	
	MIN	6 6 8 2 22	85 64 72 12 233	3-21 (14.3)	37-92	Bryzgalov (1-2, 38-46); Kuemper (3-1, 116-127)		

SERIES NOTES

With a 5-4 overtime victory in Game 7, the Wild became the first team in NHL history to record four score-tying goals in a Game 7 (Elias Sports Bureau). Nino Niederreiter scored two goals, including the winner 5:02 into overtime, and added an assist in Game 7 – the fourth-youngest player to ever net a total three points in a Game 7 (Elias Sports Bureau). Zach Parise led the Wild with 10 points (3-7=10) against the Avalanche, a career high for points in a series. He set a playoff career high and a Wild playoff single-game record with four points (2-2=4) in Game 6. Parise also set a franchise record for fastest goal to start a playoff game, scoring 49 seconds into Game 6 and tallied the game winner. Before being held pointless in Game 7, he had a career-best six-game playoff point streak. Darcy Kuemper went 3-1 in five starts posting a 2.03 GAA and a .913 SV%. Ilya Bryzgalov went 1-2 in two starts with a 3.72 GAA and a 4.25 GAA. Bryzgalov earned the Game 7 win by stopping the only shot he faced (in overtime) in relief of Kuemper, who left the game with 8:13 left in regulation. Kuemper stopped all 22 shots in Game 3 to become the first Wild goalie to record a playoff shutout. Mikael Granlund earned his first career playoff point by scoring the overtime winner in Game 3, becoming only the fifth NHL player in the last 75 years to score his first career playoff goal in a 1-0 overtime game (Elias Sports Bureau). Nathan MacKinnon (2-8=10) and Paul Stastny (5-5=10) led the Avalanche in scoring with 10 points each. Semyon Varlamov posted a 2.78 GAA and a .913 SV% in seven starts. The Wild outshot the Avalanche 233-174 and outhit Colorado 194-188 in the series.

2014 WESTERN CONFERENCE SEMIFINAL #4 MINNESOTA WILD VS. #3 CHICAGO BLACKHAWKS Wild loses series 4-2 (Wild 2-1 at Xcel Energy Center, 0-3 at Chicago)

DATE	OPP.	Scoring By Period	Shots By Period	Power Plays	Penalties/ Minutes	Game-Winning Goal	Goalie (Saves-Shots)	Attn.
G1	MIN	0 0 2 - 2	8 17 7 - 32	0-3	3-8		Bryzgalov (17-21)	
5/2	CHI	1 1 3 - 5	13 3 6 - 22	2-4	3-6	Kane (2)	Crawford (30-32)	*22,116
G2	MIN	0 0 1 - 1	2 13 4 - 19	0-1	2-4		Bryzgalov (18-21)	
5/4	CHI	1 1 2 - 4	7 8 7 - 22	0-2	1-2	Saad (1)	Crawford (18-19)	*22,018
G3	CHI	0 0 0 - 0	7 8 4 - 19	0-2	4-8		Crawford (14-17)	
5/6	MIN	0 0 4 - 4	5 5 8 - 18	1-4	2-4	Haula (1)	Bryzgalov (19-19)	*19,416
G4	CHI	1 1 0 - 2	4 9 7 - 20	0-2	5-10		Crawford (27-31)	
5/9	MIN	1 2 1 - 4	7 18 6 - 31	1-5	2-4	Niederreiter (2)	Bryzgalov (18-20)	*19,405
G5	MIN	1 0 0 - 1	8 6 14 - 28	0-1	2-4		Bryzgalov (26-28)	
5/11	CHI	0 1 1 - 2	6 15 7 - 28	1-2	1-2	Toews (4)	Crawford (27-28)	*22,016
G6	CHI	1 0 0 1 2	8 8 6 5 27	0-1	3-6	Kane (3)	Crawford (34-35)	
5/13	MIN	0 1 0 0 1	9 14 7 5 35	0-3	1-2		Bryzgalov (25-27)	*19,396
TOTALS		Scoring By Period	Shots By Period	Power Plays (Percentage)	Penalties/ Minutes		Goaltenders (Record, Saves-Shots)	
	CHI	4 4 6 1 15	45 51 37 5 138	3-13 (23.1)	17-34		Crawford (4-2, 150-162)	
	MIN	2 3 8 0 13	39 73 46 5 163	2-17 (11.8)	12-26		Bryzgalov (2-4, 123-136)	

SERIES NOTES

Minnesota advanced to the second round of the Stanley Cup Playoffs for the first time since 2003, but for the second straight year the team's season ended with a loss to the Blackhawks in the playoffs when Patrick Kane scored at 9:42 of overtime in Game 6. The loss was the first at home during the 2014 playoffs for the Wild. Erik Haula led Minnesota with three goals and five points against Chicago. Mikael Granlund registered two goals for the Wild. Ilya Bryzgalov posted a 2.13 GAA, a .904 SV% and one shutout in six starts. Marian Hossa led the Blackhawks in scoring with nine points (1-8=9). Bryan Bickell recorded a team-best four goals and ranked second in scoring with six points (4-2=6). Corey Crawford registered a 1.97 GAA and a .926 SV% in six starts. Minnesota set a franchise record with 48 hits in Game 5 at Chicago and outhit the Blackhawks 181-105 in the series.



2013 PLAYOFF STATISTICS

#	POS	PLAYER	GP	TOI/G	G	A	PTS	+/-	PIM	PPG	SHG	GWG	SOG	SH%
7	C	MATT CULLEN	5	19:07	0	3	3	1	2	0	0	0	8	0.0
16	LW	JASON ZUCKER	5	13:29	1	1	2	1	0	0	0	1	11	9.1
22	RW	CAL CLUTTERBUCK	5	15:51	1	1	2	0	4	0	0	0	11	9.1
96	RW	PIERRE-MARC BOUCHARD	5	14:36	1	1	2	2	0	0	0	0	10	10
6	D	MARCO SCANDELLA	5	18:01	1	1	2	-1	0	0	0	0	6	16.7
21	C	KYLE BRODZIAK	5	20:40	0	2	2	0	4	0	0	0	9	0.0
63	C	CHARLIE COYLE	5	18:09	0	2	2	-4	2	0	0	0	11	0.0
17	C	TORREY MITCHELL	5	11:24	1	0	1	-4	0	0	0	0	8	12.5
10	RW	DEVIN SETOGUCHI	5	16:04	1	0	1	-2	0	0	0	0	12	8.3
11	LW	ZACH PARISE	5	21:23	1	0	1	-7	2	0	0	0	17	5.9
4	D	CLAYTON STONER	1	8:18	0	1	1	1	0	0	0	0	0	0.0
9	C	MIKKO KOIVU	5	20:30	0	0	0	-6	8	0	0	0	11	0.0
29	RW	JASON POMINVILLE	2	13:32	0	0	0	-1	0	0	0	0	4	0.0
19	LW	STEPHANE VEILLEUX	2	7:31	0	0	0	0	0	0	0	0	1	0.0
25	D	JONAS BRODIN	5	26:23	0	0	0	-3	0	0	0	0	3	0.0
28	C	ZENON KONOPKA	2	9:52	0	0	0	-2	0	0	0	0	2	0.0
77	D	TOM GILBERT	5	16:16	0	0	0	-2	2	0	0	0	0	0.0
44	D	JUSTIN FALK	4	11:33	0	0	0	-3	2	0	0	0	0	0.0
20	D	RYAN SUTER	5	31:37	0	0	0	-5	4	0	0	0	5	0.0
27	C	MIKE RUPP	4	6:38	0	0	0	-3	12	0	0	0	2	0.0
46	D	JARED SPURGEON	5	21:15	0	0	0	-3	2	0	0	0	8	0.0
#	GOALTENDER		GP	GS	W	L	SA	SV	SV%	GA	GAA	MIN	PIM	
37	JOSH HARDING		5	5	1	4	135	123	0.911	12	2.94	245	0	
35	DARCY KUEMPER		2	0	0	0	33	29	0.879	4	3.29	73	0	



2013 PLAYOFF RESULTS



2013 WESTERN CONFERENCE QUARTERFINAL #8 MINNESOTA WILD VS. #1 CHICAGO BLACKHAWKS Wild loses series 4-1 (Wild 1-1 at Xcel Energy Center, 0-3 at Chicago)

DATE	OPP.	Scoring By Period	Shots By Period	Power Plays	Penalties/ Minutes	Game-Winning Goal	Goalie (Saves-Shots)	Attn.
		1 2 3 OT F	1 2 3 OT T					
G1	MIN	1 0 0 0 1	6 7 7 7 27	0-4	3-6		Harding (35-37)	
4/30	CHI	0 1 0 1 2	6 10 12 9 37	1-3	4-8	Bickell	Crawford (26-27)	*21,428
G2	MIN	0 1 1 - 2	7 15 6 - 28	0-2	5-10		Harding (43-47)	
5/3	CHI	1 1 3 - 5	17 14 17 - 48	0-4	3-6	Sharp	Crawford (26-28)	*22,012
G3	CHI	1 0 1 0 2	9 8 8 2 27	0-2	4-8		Crawford (34-37)	
5/5	MIN	1 0 1 1 3	15 14 7 1 37	0-3	3-6	Zucker (1)	Harding (25-27)	*19,238
G4	CHI	1 1 1 - 3	6 11 7 - 24	0-2	6-12	Sharp	Crawford (25-25)	
5/7	MIN	0 0 0 - 0	7 6 12 - 25	0-6	2-4	HARDING (5-6); Kuemper (16-18)	Harding (15-18); Kuemper (13-15)	*19,378
G5	MIN	0 1 0 - 1	10 8 4 - 22	0-2	5-18	HARDING (15-18); Kuemper (13-15)	Crawford (21-22)	*21,597
5/9	CHI	1 3 1 - 5	10 13 10 - 33	1-2	3-6	Sharp	Crawford (21-22)	*21,597
TOTALS		Scoring By Period	Shots By Period	Power Plays (Percentage)	Penalties/ Minutes		Goaltenders (Record, Saves-Shots)	
		1 2 3 OT F	1 2 3 OT T					
	CHI	4 6 6 1 17	48 56 54 11 169	2-13 (15.4)	20-40		Crawford (4-1, 132-139)	
	MIN	2 2 2 1 7	45 50 36 8 139	0-17 (0.0)	18-44	Harding (1-4, 123-135); Kuemper (0-0, 29-33)		

SERIES NOTES

The Wild fell to Chicago in five games in the Western Conference Quarterfinal series. It was the fourth all-time postseason appearance for Minnesota. Matt Cullen led the Wild in points (0-3=3), while seven different Wild players scored one goal. After Niklas Backstrom was hurt in warm-ups of Game 1, Josh Harding started all five games. Patrick Sharp had three GWG in the series for Chicago. Jason Zucker became the first Wild rookie to record an overtime goal in the playoffs, scoring in Game 3 at Xcel Energy Center. Chicago went on to win the Stanley Cup.





2008 PLAYOFF STATISTICS

#	POS	PLAYER	GP	TOI/G	G	A	PTS	+/-	PIM	PPG	SHG	GWG	SOG	SH%
12	LW	BRIAN ROLSTON	6	22:26	2	4	6	4	8	0	1	0	31	6.5
9	C	MIKKO KOIVU	6	21:56	4	1	5	0	4	0	1	0	20	20.0
96	RW	PIERRE-MARC BOUCHARD	6	17:46	2	2	4	1	2	1	0	1	18	11.1
38	RW	PAVOL DEMITRA	6	21:08	1	2	3	0	2	1	0	0	15	6.7
17	LW	TODD FEDORUK	6	13:37	1	1	2	-2	16	1	0	0	5	20.0
3	D	KEITH CARNEY	6	15:12	1	1	2	2	0	0	0	1	2	50.0
8	D	BRENT BURNS	6	27:34	0	2	2	0	6	0	0	0	17	0.0
34	LW	AARON VOROS	5	10:39	1	0	1	-1	16	0	0	0	10	10.0
5	D	KIM JOHANSSON	6	28:08	0	1	1	-1	18	0	0	0	12	0.0
15	C	JAMES SHEPPARD	6	10:36	0	1	1	-1	4	0	0	0	4	0.0
10	RW	MARIAN GABORIK	6	21:51	0	1	1	-3	4	0	0	0	25	0.0
33	D	PETTERI NUMMELIN	4	16:16	0	1	1	-1	0	0	0	0	10	0.0
19	LW	STEPHANE VEILLEUX	6	15:42	0	0	0	-2	27	0	0	0	13	0.0
24	LW	DEREK BOOGAARD	6	4:48	0	0	0	-1	24	0	0	0	0	0.0
41	D	MARTIN SKOULA	6	26:40	0	0	0	-1	0	0	0	0	3	0.0
25	C	ERIC BELANGER	6	18:34	0	0	0	-1	4	0	0	0	9	0.0
6	D	SEAN HILL	5	10:53	0	0	0	-2	4	0	0	0	1	0.0
92	RW	BRANKO RADIVOJEVIC	2	14:35	0	0	0	0	0	0	0	0	2	0.0
11	LW	CHRIS SIMON	2	6:54	0	0	0	-1	0	0	0	0	0	0.0
2	D	ERIK REITZ	2	6:17	0	0	0	-1	0	0	0	0	0	0.0
55	D	NICK SCHULTZ	1	16:11	0	0	0	0	0	0	0	0	0	0.0
21	RW	MARK PARRISH	1	5:04	0	0	0	0	0	0	0	0	1	0.0
67	LW	BERNOIT POULIOT	1	10:16	0	0	0	1	0	0	0	0	2	0.0
83	RW	MATT FOY	1	6:49	0	0	0	0	0	0	0	0	0	0.0
#	GOALTENDER		GP	W	L	SA	GA	GAA	SV	SV%	SO	A	PIM	MIN
32	NIKLAS BACKSTROM		6	2	4	170	17	2.83	153	.900	0	0	0	361
29	JOSH HARDING		1	0	0	11	0	0.00	11	1.00	0	0	0	20



2008 PLAYOFF RESULTS



2008 WESTERN CONFERENCE QUARTERFINAL #3 MINNESOTA WILD VS. #6 COLORADO AVALANCHE Wild loses series 4-2 (Wild 1-2 at Xcel Energy Center, 1-2 at Colorado)

		Scoring By Period					Shots By Period					Power	Penalties/	Game-Winning	Goalie	
DATE	OPP.	1	2	3	OT	F	1	2	3	OT	T	Plays	Minutes	Goal	(Saves-Shots)	Attn.
G1	COL	0	2	0	1	3	2	5	12	3	22	1-1	6-12	Sakic	Theodore (28-30)	
4/9	MIN	0	0	2	0	2	11	9	8	2	30	1-5	2-4		Backstrom (19-22)	*19,352
G2	COL	1	0	1	0	2	8	8	10	0	26	1-4	4-8		Theodore (28-31)	
4/11	MIN	0	0	2	1	3	7	7	16	1	31	1-3	5-10	Carney (1)	Backstrom (24-26)	*19,360
G3	MIN	0	0	2	1	3	9	14	4	12	39	0-4	7-14	Bouchard (1)	Backstrom (44-46)	
4/14	COL	1	0	1	0	2	12	17	10	7	46	0-6	5-10		Theodore (36-39)	*18,007
G4	MIN	0	0	1	–	1	7	7	11	–	25	0-5	25-101		BACKSTROM (24-29); Harding (11-11)	
4/15	COL	3	2	0	–	5	18	11	11	–	40	2-13	12-43	Wolski	Theodore (24-25)	*18,007
G5	COL	1	0	2	–	3	6	8	3	–	17	2-3	3-6	Stastny	Theodore (38-40)	
4/17	MIN	1	0	1	–	2	17	15	8	–	40	1-3	3-6		Backstrom (14-17)	*19,364
G6	MIN	0	1	0	–	1	11	15	9	–	35	0-1	3-6		Backstrom (28-30)	
4/19	COL	1	1	0	–	2	11	8	11	–	30	0-3	1-2	Smyth	Theodore (34-35)	*18,007
		Scoring By Period					Shots By Period					Power Plays	Penalties/	Goaltenders		
TOTALS		1	2	3	OT	F	1	2	3	OT	T	(Percentage)	Minutes		(Record, Saves-Shots)	
	COL	7	5	4	1	17	57	57	57	10	181	6-30 (20.0)	31-81		Theodore (4-2, 188-200)	
	MIN	1	1	8	2	12	62	67	56	15	200	3-21 (14.3)	45-141	Backstrom (2-4, 153-170); Harding (0-0, 11-11)		

SERIES NOTES

The Wild fell in six games to the Colorado Avalanche in the Western Conference Quarterfinal series. It was the third all-time postseason appearance for Minnesota. Brian Rolston led the team in points (2-4=6) and assists (4) and tied a franchise record with a three-game assist streak. Mikko Koivu led the team in goals with four and tied a franchise record by scoring in four consecutive games to start the series (4/9-4/15). Niklas Backstrom started all six games for the Wild and went 2-4 while stopping 153-of-170 shots for a .900 SV%. For Colorado, Jose Theodore stopped 188-of-200 shots faced (.940 SV%), a franchise record for saves by an opposing goaltender in a series besting Patrick Roy's mark in 2003 of 161 saves. Joe Sakic led the Avalanche with six points (2-4=6) against the Wild. Andrew Brunette's three goals led Colorado and Sakic and Peter Forsberg both notched four assists to lead the Avs. The first three games of the series went to overtime, continuing a streak from 2003 that saw the final two games of Western Conference Quarterfinal between these two teams go to overtime. All five games had 3-2 final scores. The Wild set playoff franchise records with 101 PIM, 25 penalties taken and 13 short-handed opportunities in a 5-1 loss in Game 4 at the Pepsi Center. The Wild lost Game 5 despite setting a franchise record for shots in a period with 17 in the first stanza and totaling 40 shots overall (which tied a franchise record). In Game 6, Aaron Voros tallied his first career playoff goal to tie the score in the second period but the Avs won 2-1 to take the series.





2007 PLAYOFF STATISTICS

#	POS	PLAYER	GP	TOI/G	G	A	PTS	+/-	PIM	PPG	SHG	GWG	SOG	SH%
10	RW	MARIAN GABORIK	5	19:31	3	1	4	3	8	1	1	1	18	16.7
38	C	PAVOL DEMITRA	5	19:47	1	3	4	-1	0	0	0	0	9	11.1
96	RW	PIERRE-MARC BOUCHARD	5	14:48	1	1	2	-3	0	0	0	0	2	50.0
12	C	BRIAN ROLSTON	5	20:25	1	1	2	-2	4	0	0	0	23	4.3
33	D	PETTERI NUMMELIN	3	19:59	1	1	2	1	0	1	0	0	5	20.0
26	D	KURTIS FOSTER	3	18:38	0	2	2	0	0	0	0	0	5	0.0
21	RW	MARK PARRISH	5	15:46	1	0	1	2	0	0	0	0	13	7.7
9	C	MIKKO KOIVU	5	17:43	1	0	1	-1	4	0	0	0	8	12.5
55	D	NICK SCHULTZ	5	18:05	0	1	1	-3	0	0	0	0	4	0.0
37	C	WES WALZ	5	11:50	0	1	1	1	4	0	0	0	9	0.0
8	D	BRENT BURNS	5	18:59	0	1	1	1	14	0	0	0	12	0.0
24	LW	DEREK BOOGAARD	5	5:59	0	1	1	0	20	0	0	0	1	0.0
41	D	MARTIN SKOULA	5	19:02	0	0	0	2	4	0	0	0	5	0.0
19	LW	STEPHANE VEILLEUX	5	12:39	0	0	0	0	4	0	0	0	6	0.0
3	D	KEITH CARNEY	5	13:57	0	0	0	1	4	0	0	0	1	0.0
92	LW	BRANKO RADIVOJEVIC	5	14:14	0	0	0	-1	2	0	0	0	9	0.0
28	C	TODD WHITE	4	14:18	0	0	0	-1	0	0	0	0	6	0.0
17	C	WYATT SMITH	4	11:01	0	0	0	0	0	0	0	0	2	0.0
5	D	KIM JOHANSSON	4	23:06	0	0	0	-1	2	0	0	0	4	0.0
18	RW	ADAM HALL	3	10:06	0	0	0	0	7	0	0	0	2	0.0
#	GOALTENDER		GP	W	L	SA	GA	GAA	SV	SV%	SO	A	PIM	MIN
32	NIKLAS BACKSTROM		5	1	4	145	11	2.22	134	.924	0	1	2	296:39



2007 PLAYOFF RESULTS



2007 WESTERN CONFERENCE QUARTERFINAL #2 ANAHEIM DUCKS VS. #7 MINNESOTA WILD Wild loses series, 4-1 (Wild 1-1 at Xcel Energy Center, 0-3 at Anaheim)

DATE	OPP.	Scoring By Period	Shots By Period	Power Plays	Penalties/ Minutes	Game-Winning Goal	Goalie (Saves-Shots)	Attn.
G1	MIN	0 1 0 - 1	11 8 6 - 25	0-4	4-8		Backstrom (32-34)	
4/11	ANA	0 1 1 - 2	13 9 12 - 34	0-3	5-10	Penner	Bryzgalov (24-25)	*17,180
G2	MIN	0 1 1 - 2	9 10 13 - 32	0-6	9-29		Backstrom (22-25)	
4/13	ANA	1 2 0 - 3	11 8 6 - 25	2-4	11-33	Getzlaf	Bryzgalov (30-32)	*17,324
G3	ANA	1 0 1 - 2	7 6 6 - 19	1-4	7-14	R. Niedermayer	Bryzgalov (19-20)	
4/15	MIN	0 0 1 - 1	6 8 6 - 20	1-5	6-12		Backstrom (17-19)	*19,224
G4	ANA	0 1 0 - 1	9 11 9 - 29	1-4	9-48		BRYZGALOV (32-36); Giguere (4-4)	
4/17	MIN	0 1 3 - 4	14 11 15 - 40	1-7	4-14	Gaborik (1)	Backstrom (28-29)	*19,174
G5	MIN	0 1 0 - 1	6 11 10 - 27	0-5	5-10		Backstrom (35-38)	
4/19	ANA	1 1 2 - 4	11 22 6 - 39	1-4	6-12	Getzlaf	Giguere (26-27)	*17,318
TOTALS		Scoring By Period	Shots By Period	Power Plays (Percentage)	Penalties/ Minutes		Goaltenders (Record, Saves-Shots)	
	ANA	3 5 4 - 12	51 56 39 - 146	5-19 (26.3)	38-117		Bryzgalov (3-1, 105-113); Giguere (1-0, 30-31)	
	MIN	0 4 5 - 9	46 48 50 - 144	2-27 (7.4)	28-73		Backstrom (1-4, 134-145)	

SERIES NOTES

The Wild fell in five games to the Anaheim Ducks in the Western Conference Quarterfinal series. It was the second all-time postseason appearance for Minnesota. Wild goaltender Niklas Backstrom stopped 134 of the 145 shots he faced in the series (.924), but went 1-4 in his first appearance in the Stanley Cup Playoffs. Marian Gaborik and Pavol Demitra each paced the Wild with four points apiece. Gaborik also led the Wild with three postseason goals, while Demitra was the team-leader with three playoff assists. Ilya Bryzgalov went 3-1 in the first four games of the series, stopping 105 of the 113 shots he faced (.929). J.S. Giguere went 1-0 and stopped 30 of the 31 shots he faced in two appearances. The Ducks won the first three games of the series, extending their postseason winning streak against the Wild to seven games before Minnesota claimed a 4-1 win in Game 4. The Wild victory improved Minnesota's record in playoff elimination games to 7-1. The Wild's season ended with a loss in Game 5 at Anaheim. Gaborik scored a short-handed goal in the first to knot the game at one before Anaheim scored three unanswered goals, including an empty-netter, to give them a 4-1 victory in the game and the series.





2003 PLAYOFF STATISTICS

#	POS	PLAYER	GP	TOI/G	G	A	PTS	+/-	PIM	PPG	SHG	GWG	SOG	SH%
10	RW	MARIAN GABORIK	18	18:09	9	8	17	2	6	4	0	0	52	17.3
37	C	WES WALZ	18	17:19	7	6	13	5	14	0	2	2	29	24.1
15	LW	ANDREW BRUNETTE	18	15:01	7	6	13	-3	4	4	0	1	33	21.2
33	RW	SERGEI ZHOLTOK	18	15:39	2	11	13	-7	0	1	0	0	34	5.9
7	C	CLIFF RONNING	17	16:35	2	7	9	-3	4	1	0	0	37	5.4
11	LW	PASCAL DUPUIS	16	16:53	4	4	8	0	8	2	0	1	36	11.1
17	D	FILIP KUBA	18	26:39	3	5	8	-8	24	3	0	0	21	14.3
18	RW	RICHARD PARK	18	17:00	3	3	6	-2	4	0	0	1	26	11.5
14	C	DARBY HENDRICKSON	17	16:57	2	3	5	1	4	0	0	1	22	9.1
28	LW	JEREMY STEVENSON	14	12:24	0	5	5	0	12	0	0	0	17	0.0
24	LW	ANTTI LAAKSONEN	16	16:34	1	3	4	-3	4	0	0	0	25	4.0
2	D	WILLIE MITCHELL	18	24:46	1	3	4	5	14	0	0	0	18	5.6
23	RW	JASON MARSHALL	15	10:50	1	1	2	-1	16	0	0	1	12	8.3
77	D	LUBOMIR SEKERAS	15	16:53	1	1	2	-2	6	1	0	1	13	7.7
34	C	JIM DOWD	15	12:58	0	2	2	-1	0	0	0	0	24	0.0
96	C	PIERRE-MARC BOUCHARD	5	13:15	0	1	1	-1	2	0	0	0	8	0.0
20	D	ANDREI ZYUZIN	18	23:05	0	1	1	-3	14	0	0	0	30	0.0
55	D	NICK SCHULTZ	18	19:37	0	1	1	5	10	0	0	0	5	0.0
5	D	BRAD BOMBARDIR	4	14:52	0	0	0	-1	0	0	0	0	1	0.0
16	RW	BILL MUCKALT	5	11:17	0	0	0	-3	0	0	0	0	4	0.0
4	D	BRAD BROWN	11	8:16	0	0	0	-1	16	0	0	0	0	0.0
12	LW	MATT JOHNSON	12	6:36	0	0	0	0	25	0	0	0	2	0.0
#	GOALTENDER		GP	W	L	SA	GA	GAA	SV	SV%	SO	A	PIM	MIN
35	MANNY FERNANDEZ		9	3	4	253	18	1.96	235	.929	0	0	0	552
30	DWAYNE ROLOSON		11	5	6	257	25	2.59	232	.903	0	0	4	579



2003 PLAYOFF RESULTS



2003 WESTERN CONFERENCE QUARTERFINAL #3 COLORADO AVALANCHE VS. #6 MINNESOTA WILD Wild wins series, 4-3 (Wild 1-2 at Xcel Energy Center, 3-1 at Colorado)

DATE	OPP.	Scoring By Period	Shots By Period	Power Plays	Penalties/ Minutes	Game-Winning Goal	Goalie (Saves-Shots)	Attn.
G1	COL	1 2 3 OT F	1 2 3 OT T				Roy (23-27)	*18,007
4/10	MIN	0 3 1 - 4	3 14 10 - 27	2-3	3/6	Walz (1)	Roloson (39-41)	
G2	COL	2 0 1 - 3	13 10 5 - 28	1-6	7/14	Willie	Roy (24-26)	*18,007
4/12	MIN	1 0 1 - 2	4 12 10 - 26	1-5	9/18		Roloson (25-28)	
G3	COL	1 1 1 - 3	8 5 5 - 18	1-4	8/16	Tanguay	Roy (18-18)	
4/14	MIN	0 0 0 - 0	7 8 3 - 18	0-6	6/12		Roloson (15-18)	*19,354
G4	COL	2 0 1 - 3	7 6 8 - 21	1-3	3/6	Sakic	Roy (24-25)	
4/16	MIN	0 0 1 - 1	10 5 10 - 25	1-3	3/6	ROLOSON (2-4); Fernandez (16-17)	Roy (25-28)	*19,350
G5	COL	0 0 2 - 2	8 5 15 - 28	0-6	6/12		Roy (25-28)	*18,007
4/19	MIN	1 2 0 - 3	7 14 7 - 28	1-6	6/12	Dupuis (1)	Fernandez (26-28)	
G6	COL	0 0 2 0 2	9 4 11 0 24	0-1	2/4		Roy (20-23)	
4/21	MIN	0 0 2 1 3	7 8 4 4 23	0-2	1/2	Park (1)	Fernandez (22-24)	*19,350
G7	COL	0 1 1 0 2	12 17 10 6 45	1-3	5/10		Roy (27-30)	*18,007
4/22	MIN	0 1 1 1 3	8 6 14 2 30	2-4	4/8	Brunette (1)	Fernandez (43-45)	
TOTALS		Scoring By Period	Shots By Period	Power Plays (Percentage)	Penalties/ Minutes		Goaltenders (Record, Saves-Shots)	
	COL	1 2 3 OT F	1 2 3 OT T				Roy (3-4, 161-177)	
	MIN	2 6 6 2 16	46 67 58 6 177	7-29	32-64	Roloson (1-3, 81-91); Fernandez (3-0, 107-114)		

SERIES NOTES

The Minnesota Wild, in its first-ever playoff series, made NHL history. The club became only the eighth team in NHL history to win the first playoff series it competed in. Minnesota also became only the eighth NHL team to come back from a 3-1 deficit and win Games 5 and 7 on the road. Andrew Brunette scored the series-clinching goal, beating Patrick Roy, at 3:25 of overtime in Game 7 at Pepsi Center. Manny Fernandez started and won the final three games of the series. Overall, the netminder was 3-0 and stopped 107-of-114 shots faced in four games played. Brunette (3-3=6), Marian Gaborik (4-2=6) and Sergei Zholtok (0-6=6) finished tied for the team lead in scoring with six points in seven games versus Colorado. The Wild earned a victory in the franchise's first-ever playoff game with a 4-2 win over Colorado in Game 1 at Pepsi Center. Filip Kuba scored the club's first playoff goal and Dwayne Roloson earned the first playoff win in net. The Avalanche rebounded to win the following three games, including two in Saint Paul, and took a commanding 3-1 series advantage. In the first playoff game at Xcel Energy Center, Minnesota fell to Colorado, 3-0. Roy posted his NHL playoff-record 23rd shutout in the win. Facing elimination on the road in Game 5, the Wild raced to a 3-0 second period lead and forced Game 6 back in Minnesota with a 3-2 victory. The Wild earned its first home playoff win and first overtime playoff victory, 3-2, in Game 6 at Xcel Energy Center. Richard Park scored the game-winning goal at 4:22 of the extra session. The tally was his second of the game, marking the franchise's first-ever two-goal playoff game and set the stage for Minnesota's historic Game 7 victory.

2003 WESTERN CONFERENCE SEMIFINAL #4 VANCOUVER CANUCKS VS. #6 MINNESOTA WILD Wild wins series, 4-3 (Wild 1-2 at Xcel Energy Center, 3-1 at Vancouver)

DATE	OPP.	Scoring By Period	Shots By Period	Power Plays	Penalties/ Minutes	Game-Winning Goal	Goalie (Saves-Shots)	Attn.
G1	VAN	0 1 2 1 4	7 16 12 4 39	1-4	3-6	Klatt	Cloutier (18-21)	*18,514
4/25	MIN	1 0 2 0 3	5 5 10 1 21	1-2	5-10		Fernandez (35-39)	
G2	VAN	0 1 1 - 2	8 11 12 - 31	0-3	8-32		Cloutier (15-18)	*18,514
4/27	MIN	0 1 2 - 3	8 7 3 - 18	0-3	9-42	Walz (2)	Roloson (29-31)	
G3	VAN	1 2 0 - 3	3 7 3 - 13	3-6	9-21	D. Sedin	Cloutier (16-18)	
4/29	MIN	1 1 0 - 2	5 8 5 - 18	2-7	8-19		Roloson (15-18)	*19,394
G4	VAN	0 0 2 1 3	11 6 9 4 30	1-6	5-10	Sopel	Cloutier (25-27)	
5/2	MIN	1 0 1 0 2	9 8 6 4 27	0-4	7-14		Fernandez (27-30)	*19,386
G5	VAN	1 1 0 - 2	9 6 12 - 27	0-3	8-16	Cloutier (15-21); Auld (4-5)	Roloson (25-27)	*18,514
5/5	MIN	1 5 1 - 7	9 12 5 - 26	1-5	6-12	Marshall (1)	Roloson (25-27)	
G6	VAN	0 0 1 - 1	12 7 12 - 31	1-4	8-16		Cloutier (18-23)	
5/7	MIN	0 2 3 - 5	4 12 7 - 23	3-5	7-14	Sekeras (1)	Roloson (30-31)	*19,350
G7	VAN	0 2 0 - 2	12 7 7 - 26	0-0	2-4		Cloutier (12-16)	*18,514
5/8	MIN	0 1 3 - 4	6 4 6 - 16	1-2	0-0	Hendrickson (1)	Roloson (24-26)	
TOTALS		Scoring By Period	Shots By Period	Power Plays (Percentage)	Penalties/ Minutes		Goaltenders (Record, Saves-Shots)	
	VAN	1 2 3 OT F	1 2 3 OT T				Cloutier (3-4, 119-144); Auld (0-0, 4-5)	
	MIN	4 10 12 0 26	46 56 42 5 149	8-28 (28.6)	42-111	Fernandez (0-2, 62-69); Roloson (4-1, 123-130)		



2003 PLAYOFF RESULTS

PLAYOFF RECORD BOOK



SERIES NOTES

For the second straight series, the Minnesota Wild overcame a 3-games-to-1 deficit, this time defeating the Vancouver Canucks in a Western Conference Semifinal series, 4-3. The Wild became the first team in NHL history to come back from a 3-1 deficit twice in the same postseason and also became only the second club ever to win two Game 7's on the road in the same playoff year. The win also raised the team's record to 6-0 in its first six "elimination games". Minnesota outscored the Canucks 16-5 over the final three games of the series. Marian Gaborik led all scorers with five goals and 11 points (5-6=11) in seven games. Wes Walz tied for the team lead in goals with five and finished the seven-game series with nine points (5-4=9). Dwayne Roloson won Games 5, 6 and 7 and finished the series with a 4-1 record and only seven goals allowed in 130 shots faced. Minnesota battled back from a 2-0 second period hole to earn a 4-2 win over Vancouver in Game 7 at GM Place. Darby Hendrickson scored the game-winning goal with just under six minutes to play as the Wild earned its first-ever trip to the Western Conference Final. The two teams split the first two games of the series at GM Place with the Canucks winning Game 1, 4-3 in overtime, and the Wild capturing Game 2, 3-2. Vancouver seized control of the series with two road wins at Xcel Energy Center, including a 3-2 overtime victory in Game 4. Minnesota staved off elimination thanks to five second-period goals and a 7-2 road win in Game 5. The Wild scored five more goals in a 5-1 Game 6 victory at Xcel Energy Center. Gaborik posted his third consecutive multi-point game (0-2=2) and Andrew Brunette scored a pair of goals to set up another historic Game 7 showdown.

2003 WESTERN CONFERENCE FINAL #6 MINNESOTA WILD VS. #7 MIGHTY DUCKS OF ANAHEIM Wild loses series, 4-0 (Wild 0-2 at Xcel Energy Center, 0-2 at Anaheim)

DATE	OPP.	Scoring By Period					Shots By Period					Power Plays	Penalties/Minutes	Game-Winning Goal	Goalie (Saves-Shots)		Attn.
		1	2	3	OT	F	1	2	3	OT	T						
G1	ANA	0	0	0	1	1	6	7	4	8/1	26	0-1	5/10	Sykora	Giguere (39-39)		
5/10	MIN	0	0	0	0	0	8	11	10	7/3	39	0-5	1/2		Fernandez (25-26)	*19,350	
G2	ANA	0	1	1	—	2	7	10	5	—	22	0-3	3/6	Sauer	Giguere (24-24)		
5/12	MIN	0	0	0	—	0	9	6	9	—	24	0-3	3/6		Roloson (20-22)	*19,344	
G3	ANA	1	3	0	—	4	11	12	9	—	32	0-4	5/10	Rucchin	Giguere (35-35)	*17,174	
5/14	MIN	0	0	0	—	0	16	7	12	—	35	0-4	5/10		ROLOSON (13-16); Fernandez (15-16)		
G4	ANA	1	1	0	—	2	9	13	6	—	28	2-3	6/12	Oates	Giguere (24-25)	*17,174	
5/16	MIN	1	0	0	—	1	8	10	7	—	25	1-4	5/10		Fernandez (26-28)		
TOTALS		Scoring By Period					Shots By Period					Power Plays (Percentage)	Penalties/Minutes		Goaltenders (Record, Saves-Shots)		
		1	2	3	OT	F	1	2	3	OT	T						
	ANA	2	5	1	1	9	33	42	24	8/1	108	2-11 (18.2)	19-38		Giguere (4-0, 122-123)		
	MIN	1	0	0	0	1	39	34	38	7/3	123	1-16 (6.3)	14-28		Fernandez (0-2, 66-70); Roloson (0-2, 33-38)		

SERIES NOTES

The Wild fell in four games to the Mighty Ducks of Anaheim during the club's first-ever appearance in the Western Conference Final. Ducks goaltender J.S. Giguere posted a 4-0 mark in the series, turned aside 122-of-123 shots faced and recorded a 212:43 shutout streak. Minnesota's season came to an end with a 2-1 defeat in Game 4 at Arrowhead Pond of Anaheim. Andrew Brunette netted the Wild's lone goal of the series and staked the team to a 1-0 advantage in its seventh "elimination game" of the post season. The Ducks answered with a pair of goals from Adam Oates to clinch the Western Conference crown. The Wild lost its home-ice advantage in the series when it dropped Game 1 at Xcel Energy Center, 1-0, in double overtime. The game marked the franchise's first-ever, double-overtime Stanley Cup Playoff game. Minnesota was shutout in back-to-back games for the first time in its playoff history when it dropped Game 2 to Anaheim, 2-0, in Saint Paul. Both Mighty Ducks goals were shorthanded and Giguere ran his playoff scoreless streak to 148:06 with the win. The Wild fell behind 3-0 in the series when it lost Game 3 in Anaheim, 4-0.

ALL-TIME PLAYOFF OVERTIME RESULTS

Date	Opponent	Game/ Series	Score	Goal Scorer	Time/OT	Series Winner
4/21/03	vs. Colorado	6/Con. Qrt	3-2	Richard Park	4:22/OT	Minnesota (4-3)
4/22/03	@ Colorado	7/Con. Qrt	3-2	Andrew Brunette	3:25/OT	Minnesota (4-3)
4/25/03	@ Vancouver	1/Con. Semi	3-4	Trent Klatt	3:42/OT	Minnesota (4-3)
5/02/03	vs. Vancouver	4/Con. Semi	2-3	Brent Sopel	15:52/OT	Minnesota (4-3)
5/10/03	vs. Anaheim	1/Con. Final	0-1	Petr Sykora	8:06/2OT	Anaheim (4-0)
4/09/08	vs. Colorado	1/Con. Qrt	2-3	Joe Sakic	11:11/OT	Colorado (4-2)
4/11/08	vs. Colorado	2/Con. Qrt	3-2	Keith Carney	1:14/OT	Colorado (4-2)
4/14/08	@ Colorado	3/Con. Qrt	3-2	Pierre-Marc Bouchard	11:58/OT	Colorado (4-2)
4/30/13	@ Chicago	1/Con. Qrt	1-2	Bryan Bickell	16:35/OT	Chicago (4-1)
5/5/13	vs. Chicago	3/Con. Qrt	3-2	Jason Zucker	2:15/OT	Chicago (4-1)
4/17/14	@ Colorado	1/Con. Qrt.	4-5	Paul Stastny	7:27/OT	Minnesota (4-3)
4/21/14	vs. Colorado	3/Con. Qrt.	1-0	Mikael Granlund	5:08/OT	Minnesota (4-3)
4/26/14	@ Colorado	5/Con. Qrt.	3-4	Nathan MacKinnon	3:27/OT	Minnesota (4-3)
4/30/14	@ Colorado	7/Con. Qrt.	5-4	Nino Niederreiter	5:02/OT	Minnesota (4-3)
5/13/14	vs. Chicago	6/Con. Semi	1-2	Patrick Kane	9:42/OT	Chicago (4-2)

PLAYOFF OT RECORD: 7-8 • PLAYOFF OT HOME RECORD: 4-4 • PLAYOFF OT ROAD RECORD: 3-4

TEAM RECORDS

PLAYOFF HISTORY

CONFERENCE FINAL APPEARANCES

1 - 2003

CONFERENCE SEMIFINAL APPEARANCES

3 - 2003, 2014, 2015

PLAYOFF APPEARANCES

6 - 2003, 2007, 2008, 2013, 2014, 2015

GAMES PLAYED, TOTAL: 57

GAMES WON, TOTAL: 22

GAMES LOST, TOTAL: 35

GAMES

GAMES PLAYED, SEASON

18 - 2003

At Home:

8 - 2003

On Road:

10 - 2003

MOST GAMES PLAYED, SERIES

7 - 3x, last, 2014 Conference Quarterfinal vs. COL

FEWEST GAMES PLAYED, SERIES

4 - 2x, last, 2015, Conference Semifinal vs. CHI

WINS

WINS, SEASON

8 - 2003

At Home:

5 - 2014

On Road:

6 - 2003

MOST WINS, SERIES

4 - 4x, last, 2015, Conference Quarterfinal vs. STL

FEWEST WINS, SERIES

0 - 2x, last, 2015, Conference Semifinal vs. CHI

LOSSES

LOSSES, SEASON

10 - 2003

At Home:

6 - 2003

On Road:

6 - 2014

MOST LOSSES, SERIES

4 - 6x, last, 2015, Conference Semifinal vs. CHI

FEWEST LOSSES, SERIES

2 - 2015, Conference Quarterfinal vs. STL

OVERTIME

OVERTIME GAMES, TOTAL: 15

OVERTIME WINS, TOTAL: 7

OVERTIME LOSSES, TOTAL: 8

OVERTIME GAMES, SEASON

5 - 2x, last, 2014

At Home:

3 - 2003

On Road:

3 - 2014

OVERTIME GAMES, SERIES

4 - 2014, Conference Quarterfinal vs. COL

At Home:

2 - 2008, Conference Quarterfinal vs. COL

On Road:

3 - 2014, Conference Quarterfinal vs. COL

OVERTIME WINS, SEASON

2 - 3x, last, 2014

At Home:

2 - 3x, last, 2013

On Road:

1 - 3x, last, 2014

OVERTIME WINS, SERIES

2 - 3x, last, 2014 Conference Quarterfinal vs. COL

At Home:

1 - 4x, last, 2014 Conference Quarterfinal vs. COL

On Road:

1 - 3x, last, 2014 Conference Quarterfinal vs. COL

OVERTIME LOSSES, SEASON

3 - 2x, last, 2014

At Home:

2 - 2003

On Road:

2 - 2014

OVERTIME LOSSES, SERIES

2 - 2x, last, 2014 Conference Quarterfinal vs. COL

At Home:

1 - 4x, last, 2014 Conference Semifinal vs. CHI

On Road:

2 - 2014, Conference Quarterfinal vs. COL

LONGEST OVERTIME GAME

28:06 - 5/10/03, 1-0 (OT) loss vs. ANA (CF-Game 1)

At Home:

28:06 - 5/10/03, 1-0 (OT) loss vs. ANA (CF-Game 1)

On Road:

16:35 - 4/30/13, 2-1 (OT) loss at CHI (CQ-Game 1)

SHORTEST OVERTIME GAME

1:14 - 4/11/08, 3-2 (OT) win vs. COL (CQ-Game 2)

At Home:

1:14 - 4/11/08, 3-2 (OT) win vs. COL (CQ-Game 2)

On Road:

3:25 - 4/22/03, 3-2 (OT) win at COL (CQ-Game 7)

MARGINS

LARGEST MARGIN OF VICTORY, GAME

5 - 5/5/03 in 7-2 win at VAN (CS-Game 5)

At Home:

4 - 2x, last, 5/6/14 in 4-0 win vs. CHI (CS-Game 3)

On Road:

5 - 5/5/03 in 7-2 win at VAN (CS-Game 5)

LARGEST MARGIN OF DEFEAT, GAME

5 - 4/22/15 in 6-1 loss vs. STL (CQ-Game 4)

At Home:

5 - 4/22/15 in 6-1 loss vs. STL (CQ-Game 4)

On Road:

4 - 3x, last, 5/5/13 in 5-1 loss at CHI (CQ-Game 5)

STREAKS

LONGEST WINNING STREAK

3 - 2x, last, 5/5-5/8/03

At Home:

5 - 4/21-5/9/14

On Road:

3 - 2x, last, 5/5-5/8/03

LONGEST LOSING STREAK

4 - 2x, last, 5/1-5/7/15

At Home:

2 - 4x, last, 5/5-5/7/15

On Road:

3 - 4x, last, 5/2-5/11/14

LONGEST SHUTOUT STREAK

98:33 - 4/21-4/24/14

At Home:

98:33 - 4/21-4/24/14

On Road:

56:12 - 4/12-4/19/03



PLAYOFF RECORD BOOK

TEAM RECORDS

LONGEST SCORELESS STREAK

215:26 - 5/8-5/16/03

At Home:

157:29 - 5/7-5/12/03

On Road:

71:50 - 5/1-5/3/15

GOALS

MOST GOALS, SEASON

43 - 2003

At Home:

17 - 2014

On Road:

30 - 2003

MOST GOALS AGAINST, SEASON

43 - 2003

At Home:

18 - 2003

On Road:

28 - 2014

MOST GOALS, SERIES

26 - 2003, Conference Semifinal vs. VAN (7G)

At Home:

9 - 2x, last, 2014 Conference Semifinal vs. CHI (6G)

On Road:

17 - 2003, Conference Semifinal vs. VAN (7G)

MOST GOALS, 4-GAME SERIES:

7 - 2015, Conference Semifinal vs. CHI

At Home:

3 - 2015, Conference Semifinal vs. CHI

On Road:

4 - 2015, Conference Semifinal vs. CHI

MOST GOALS, 5-GAME SERIES:

9 - 2007, Conference Quarterfinal vs. ANA

At Home:

5 - 2007, Conference Quarterfinal vs. ANA

On Road:

4 - 2x, last, 2013 Conference Quarterfinal vs. CHI

MOST GOALS, 6-GAME SERIES:

17 - 2015, Conference Quarterfinal vs. STL

At Home:

9 - 2014, Conference Semifinal vs. CHI

On Road:

9 - 2015, Conference Quarterfinal vs. STL

MOST GOALS, 7-GAME SERIES

26 - 2003, Conference Semifinal vs. VAN

At Home:

9 - 2003, Conference Semifinal vs. VAN

On Road:

17 - 2003, Conference Semifinal vs. VAN

FEWEST GOALS, SERIES

1 - 2003, Conference Final vs. ANA (4G)

At Home:

0 - 2003, Conference Final vs. ANA (4G)

On Road:

1 - 2003, Conference Final vs. ANA (4G)

FEWEST GOALS, 4-GAME SERIES

1 - 2003, Conference Final vs. ANA

At Home:

0 - 2003, Conference Final vs. ANA

On Road:

1 - 2003, Conference Final vs. ANA

FEWEST GOALS, 5-GAME SERIES:

7 - 2013, Conference Quarterfinal vs. CHI

At Home:

3 - 2013, Conference Quarterfinal vs. CHI

On Road:

4 - 2x, last, 2013, Conference Quarterfinal vs. CHI

FEWEST GOALS, 6-GAME SERIES:

12 - 2008, Conference Quarterfinal vs. COL

At Home:

7 - 2008, Conference Quarterfinal vs. COL

On Road:

4 - 2014, Conference Semifinal vs. CHI

FEWEST GOALS, 7-GAME SERIES

16 - 2003, Conference Quarterfinal vs. COL

At Home:

4 - 2003, Conference Quarterfinal vs. COL

On Road:

12 - 2003, Conference Quarterfinal vs. COL

MOST GOALS AGAINST, SERIES

20 - 2014, Conference Quarterfinal vs. COL (7G)

At Home:

8 - 2x, last, 2008, Conference Quarterfinal vs. COL (6G)

On Road:

17 - 2014, Conference Quarterfinal vs. COL (7G)

MOST GOALS AGAINST, 4-GAME SERIES

13 - 2015, Conference Semifinal vs. CHI

At Home:

5 - 2015, Conference Semifinal vs. CHI

On Road:

8 - 2015, Conference Semifinal vs. CHI

MOST GOALS AGAINST, 5-GAME SERIES

17 - 2013, Conference Quarterfinal vs. CHI

At Home:

5 - 2013, Conference Quarterfinal vs. CHI

On Road:

12 - 2013, Conference Quarterfinal vs. CHI

MOST GOALS AGAINST, 6-GAME SERIES

17 - 2008, Conference Quarterfinal vs. COL

At Home:

8 - 2008, Conference Quarterfinal vs. COL

On Road:

11 - 2014, Conference Semifinal vs. CHI

MOST GOALS AGAINST, 7-GAME SERIES

20 - 2014, Conference Quarterfinal vs. COL

At Home:

8 - 2003, Conference Quarterfinal vs. COL

On Road:

17 - 2014, Conference Quarterfinal vs. COL

FEWEST GOALS AGAINST, SERIES

9 - 2003, Conference Final vs. ANA (4G)

At Home:

3 - 2x, last, 2014, Conference Quarterfinal vs. COL (7G)

On Road:

6 - 2003, Conference Final vs. ANA (4G)

FEWEST GOALS AGAINST, 4-GAME SERIES

9 - 2003, Conference Final vs. ANA

At Home:

3 - 2003, Conference Final vs. ANA

On Road:

6 - 2003, Conference Final vs. ANA

FEWEST GOALS AGAINST, 5-GAME SERIES

12 - 2007, Conference Quarterfinal vs. ANA

At Home:

3 - 2007, Conference Quarterfinal vs. ANA

On Road:

9 - 2007, Conference Quarterfinal vs. ANA

FEWEST GOALS AGAINST, 6-GAME SERIES

14 - 2015, Conference Quarterfinal vs. STL

At Home:

4 - 2014, Conference Semifinal vs. CHI

On Road:

7 - 2015, Conference Quarterfinal vs. STL

FEWEST GOALS AGAINST, 7-GAME SERIES

17 - 2x, last, 2003, Conference Semifinal vs. VAN

At Home:

3 - 2014, Conference Quarterfinal vs. COL

On Road:

9 - 2003, Conference Quarterfinal vs. Colorado

MOST GOALS COMBINED, SERIES

43 - 2003, Conference Semifinal (MIN-26, VAN-17)

At Home:

16 - 2003, Conference Semifinal (MIN-9, VAN-7)

On Road:

31 - 2014, Conference Quarterfinal (MIN-14, COL-17)

MOST GOALS COMBINED, 4-GAME SERIES

20 - 2015, Conference Semifinal (MIN-7, CHI-13)

At Home:

8 - 2015, Conference Semifinal (MIN-3, CHI-5)

On Road:

12 - 2015, Conference Semifinal (MIN-4, CHI-8)

MOST GOALS COMBINED, 5-GAME SERIES

24 - 2013, Conference Quarterfinal (MIN-7, CHI-17)

At Home:

8 - 2x, last, 2013, Conference Quarterfinal (MIN-3, CHI-5)

On Road:

16 - 2013, Conference Quarterfinal (MIN-4, CHI-12)

MOST GOALS COMBINED, 6-GAME SERIES

31 - 2015, Conference Quarterfinal (MIN-17, STL-14)

At Home:

15 - 2x, last, 2015, Conference Quarterfinal (MIN-8, STL-7)

On Road:

16 - 2015, Conference Quarterfinal (MIN-9, STL-7)

MOST GOALS COMBINED, 7-GAME SERIES

43 - 2003, Conference Semifinal (MIN-26, VAN-17)

At Home:

16 - 2003, Conference Semifinal (MIN-9, VAN-7)

On Road:

31 - 2014, Conference Quarterfinal (MIN-14, COL-17)

FEWEST GOALS COMBINED, SERIES

10 - 2003, Conference Final (MIN-1, ANA-9)

At Home:

3 - 2003, Conference Final (MIN-0, ANA-3)

On Road:

7 - 2003, Conference Final (MIN-1, ANA-6)

FEWEST GOALS COMBINED, 4-GAME SERIES

10 - 2003, Conference Final (MIN-1, ANA-9)

At Home:

3 - 2003, Conference Final (MIN-0, ANA-3)

On Road:

7 - 2003, Conference Final (MIN-1, ANA-6)

FEWEST GOALS COMBINED, 5-GAME SERIES

8 - 2x, last, 2013, Conference Quarterfinal (MIN-3, CHI-5)

At Home:

8 - 2007, Conference Quarterfinal (MIN-5, ANA-3)

On Road:

13 - 2007, Conference Quarterfinal (MIN-4, ANA-9)

FEWEST GOALS COMBINED, 6-GAME SERIES

28 - 2014, Conference Semifinal (MIN-13, CHI-15)

At Home:

13 - 2008, Conference Semifinal (MIN-9, CHI-4)

On Road:

15 - 2008, Conference Semifinal (MIN-4, CHI-11)

FEWEST GOALS COMBINED, 7-GAME SERIES

33 - 2003, Conference Quarterfinal (MIN-16, COL-17)

At Home:

11 - 2014, Conference Quarterfinal (MIN-8, COL-3)

On Road:

21 - 2003, Conference Quarterfinal (MIN-12, COL-9)

TEAM RECORDS

MOST GOALS, GAME

7 - 5/05/03 in 7-2 win at VAN (CS-Game 5)

At Home:

5 - 2x, last, 4/28/14 in 5-2 win vs. COL (CQ-Game 6)

On Road:

7 - 5/05/03 in 7-2 win at VAN (CS-Game 5)

FEWEST GOALS, GAME

0 - 6x, last, 5/5/15 in 1-0 loss vs. CHI (CS-Game 3)

At Home:

0 - 5x, last, 5/5/15 in 1-0 loss vs. CHI (CS-Game 3)

On Road:

0 - 5/14/03 in 4-0 loss at ANA (CF-Game 3)

MOST GOALS AGAINST, GAME

6 - 4/22/15 in 6-1 loss vs. STL (CQ-Game 4)

At Home:

6 - 4/22/15 in 6-1 loss vs. STL (CQ-Game 4)

On Road:

5 - 4x, last, 5/2/14 in 5-2 loss at CHI (CS-Game 1)

FEWEST GOALS AGAINST, GAME

0 - 3x, last, 4/20/15 in 3-0 win vs. STL (CQ-Game 3)

At Home:

0 - 3x, last, 4/20/15 in 3-0 win vs. STL (CQ-Game 3)

On Road:

1 - 4/24/15 in 4-1 win at STL (CQ-Game 5)

MOST GOALS COMBINED, GAME

9 - 3x, last, 4/30/14 in 5-4 (OT) win at COL (CQ-Game 7)

At Home:

7 - 3x, last, 5/7/15 in 4-3 loss vs. CHI (CS-Game 4)

On Road:

9 - 3x, last, 4/30/14 in 5-4 (OT) win at COL (CQ-Game 7)

FEWEST GOALS COMBINED, GAME

1 - 3x, last, 5/5/15 in 1-0 loss vs. CHI (CS-Game 3)

At Home:

1 - 3x, last, 5/5/15 in 1-0 loss vs. CHI (CS-Game 3)

On Road:

3 - 4x, last, 5/11/14 in 2-1 loss at CHI (CS-Game 5)

MOST GOALS, PERIOD

5 - 5/05/03 in 2nd of 7-2 win at VAN (CS-Game 5)

At Home:

4 - 5/6/14 in 3rd of 4-0 win vs. CHI (CS-Game 3)

On Road:

5 - 5/05/03 in 2nd of 7-2 win at VAN (CS-Game 5)

MOST GOALS AGAINST, PERIOD



PLAYOFF RECORD BOOK

TEAM RECORDS

MOST POWER-PLAY GOALS AGAINST, SEASON

12 - 2003

At Home:
7 - 2003

On Road:
5 - 2x, last, 2014

MOST POWER-PLAY GOALS, SERIES

8 - 2003, Conference Semifinal vs. VAN

At Home:
5 - 2003, Conference Semifinal vs. VAN

On Road:
6 - 2003, Conference Quarterfinal vs. COL

MOST POWER-PLAY GOALS AGAINST, SERIES

6 - 2x, last, 2008, Conference Quarterfinal vs. COL

At Home:
5 - 2003, Conference Semifinal vs. VAN

On Road:
3 - 2007, Conference Quarterfinal vs. ANA

MOST POWER-PLAY GOALS, GAME

3 - 5/7/03 in 5-1 win vs. VAN (CS-Game 6)

At Home:
3 - 5/7/03 in 5-1 win vs. VAN (CS-Game 6)

On Road:
2 - 3x, last, 4/16/15 in 4-2 win at STL (CQ-Game 1)

MOST POWER-PLAY GOALS AGAINST, GAME

3 - 4/29/03 in 3-2 loss vs. VAN (CS-Game 3)

At Home:
3 - 4/29/03 in 3-2 loss vs. VAN (CS-Game 3)

On Road:
2 - 4x, last, 5/2/14 in 5-2 loss at CHI (CS-Game 1)

MOST POWER-PLAY GOALS, PERIOD

2 - 2x, last, 5/7/03 in 2nd of 5-1 win vs. VAN (CS-Game 6)

At Home:
2 - 5/7/03 in 2nd of 5-1 win vs. VAN (CS-Game 6)

On Road:
2 - 4/10/03 in 2nd of 4-2 win at COL (CQ-Game 1)

MOST POWER-PLAY GOALS AGAINST, PERIOD

2 - 2x, last, 4/18/08 in 2nd of 5-1 loss at COL (CQ-Game 4)

At Home:
2 - 4/29/03 in 2nd of 3-2 loss vs. VAN (CS-Game 3)

On Road:
2 - 4/18/08 in 2nd of 5-1 loss at COL (CQ-Game 4)

MOST POWER-PLAY CHANCES, GAME

7 - 2x, last, 4/17/07 in 4-1 win vs. ANA (CQ-Game 4)

At Home:
7 - 2x, last, 4/17/07 in 4-1 win vs. ANA (CQ-Game 4)

On Road:
6 - 2x, last, 4/13/07 in 3-2 loss at ANA (CQ-Game 2)

SHORT-HANDED GOALS

MOST SHORT-HANDED GOALS, SEASON

2 - 2x, last, 2008

At Home:
1 - 2015

On Road:
2 - 2x, last, 2008

MOST SHORT-HANDED GOALS AGAINST, SEASON

3 - 2x, last, 2015

At Home:
2 - 2003

On Road:
2 - 2015

MOST SHORT-HANDED GOALS, SERIES

2 - 2008, Conference Quarterfinal vs. COL

At Home:
1 - 2015, Conference Quarterfinal vs. STL

On Road:
2 - 2008, Conference Quarterfinal vs. COL

MOST SHORT-HANDED GOALS AGAINST, SERIES

2 - 3x, last, 2015, Conference Semifinal vs. CHI

At Home:
2 - 2003, Conference Final vs. ANA

On Road:
1 - 6x, last, 2015, Conference Semifinal vs. CHI

MOST SHORT-HANDED GOALS, GAME

1 - 7x, last, 4/26/15 in 4-1 win vs. STL (CQ-Game 6)

At Home:
1 - 4/26/15 in 4-1 win vs. STL (CQ-Game 6)

On Road:
1 - 6x, last 4/19/14 in 4-2 loss at COL (CQ-Game 2)

MOST SHORT-HANDED GOALS AGAINST, GAME

2 - 5/12/03 in 2-0 loss vs. ANA (CF-Game 2)

At Home:
2 - 5/12/03 in 2-0 loss vs. ANA (CF-Game 2)

On Road:
1 - 7x, last, 5/3/15 in 4-1 loss at CHI (CS-Game 2)

MOST SHORT-HANDED GOALS, PERIOD

1 - 8x, last, 4/26/15 in 1st of 4-1 win vs. STL (CQ-Game 6)

At Home:
1 - 4/26/15 in 1st of 4-1 win vs. STL (CQ-Game 6)

On Road:
1 - 6x, last, 4/19/14 in 3rd of 4-2 loss at COL (CQ-Game 2)

MOST SHORT-HANDED GOALS AGAINST, PERIOD

1 - 10x, last, 5/7/15 in 3rd of 4-3 loss vs. CHI (CS-Game 4)

At Home:
1 - 4x, last, 5/7/15 in 3rd of 4-3 loss vs. CHI (CS-Game 4)

On Road:
1 - 6x, last, 5/3/15 in 2nd of 4-1 loss at CHI (CS-Game 2)

MOST SHORT-HANDED SITUATIONS, GAME

13 - 4/15/08 in 5-1 loss at COL (CQ-Game 4)

At Home:
6 - 2x, last, 5/2/03 in 3-2 (OT) loss vs. VAN (CS-Game 4)

On Road:
13 - 4/15/08 in 5-1 loss at COL (CQ-Game 4)

PENALTY MINUTES

MOST PENALTY MINUTES, SEASON

193 - 2003

At Home:
75 - 2003

On Road:
121 - 2008

MOST PENALTY MINUTES, SERIES

141 - 2008, Conference Quarterfinal vs. COL

At Home:
47 - 2003, Conference Semifinal vs. VAN

On Road:
121 - 2008, Conference Quarterfinal vs. COL

MOST PENALTY MINUTES AGAINST, SERIES

123 - 2007, Conference Quarterfinal vs. ANA

At Home:
68 - 2007, Conference Quarterfinal vs. ANA

On Road:
58 - 2003, Conference Semifinal vs. VAN

MOST PENALTY MINUTES, GAME

101 - 4/15/08 in 5-1 loss at COL (CQ-Game 4)

At Home:
34 - 4/28/14 in 5-2 win vs. COL (CQ-Game 6)

On Road:
101 - 4/15/08 in 5-1 loss at COL (CQ-Game 4)

MOST PENALTY MINUTES AGAINST, GAME

54 - 4/17/07 in 4-1 win vs. ANA (CQ-Game 4)

At Home:
54 - 4/17/07 in 4-1 win vs. ANA (CQ-Game 4)

On Road:
43 - 4/15/08 in 5-1 loss at COL (CQ-Game 4)

MOST PENALTY MINUTES COMBINED, GAME

144 - 4/15/08 in 5-1 loss at COL (CQ-Game 4)

(MIN-101, COL-43)

At Home:

TEAM RECORDS

74 - 4/17/07 in 4-1 win (CQ-Game 4) (MIN-20, ANA-54)

On Road:
144 - 4/15/08 in 5-1 loss at COL (CQ-Game 4) (MIN-101, COL-43)

MOST PENALTY MINUTES, PERIOD

69 - 4/15/08 in 3rd of 5-1 loss at COL (CQ-Game 4)

At Home:
22 - 4/28/14 in 3rd of 5-2 win vs. COL (CQ-Game 6)

On Road:
69 - 4/15/08 in 3rd of 5-1 loss at COL (CQ-Game 4)

MOST PENALTY MINUTES AGAINST, PERIOD

48 - 4/17/07 in 3rd of 4-1 win vs. ANA (CQ-Game 4)

At Home:
48 - 4/17/07 in 3rd of 4-1 win vs. ANA (CQ-Game 4)

On Road:
33 - 4/15/08 in 3rd of 5-1 loss at COL (CQ-Game 4)

MOST PENALTY MINUTES, COMBINED, PERIOD

102 - 4/15/08 in 3rd of 5-1 loss at COL (CQ-Game 4) (MIN-69, COL-33)

At Home:
62 - 4/17/07 in 3rd of 4-1 win (CQ-Game 4)

(MIN-14, ANA-48)

On Road:
102 - 4/15/08 in 3rd of 5-1 loss at COL (CQ-Game 4) (MIN-69, COL-33)

PENALTIES

MOST PENALTIES, GAME

25 - 4/15/08 in 5-1 loss at COL (CQ-Game 4)

At Home:
9 - 4/28/14 in 5-2 win vs. COL (CQ-Game 6)

On Road:
25 - 4/15/08 in 5-1 loss at COL (CQ-Game 4)

MOST PENALTIES AGAINST, GAME

12 - 2x, last, 4/15/08 in 5-1 loss at COL (CQ-Game 4)

At Home:
12 - 4/17/07 in 4-1 win vs. ANA (CQ-Game 4)

On Road:
12 - 4/15/08 in 5-1 loss at COL (CQ-Game 4)

MOST PENALTIES COMBINED, GAME

37 - 4/15/08 in 5-1 loss at COL (CQ-Game 4)

(MIN-25, COL-12)

At Home:
19 - 4/17/07 in 4-1 win (CQ-Game 4); (MIN-7, ANA-12)

On Road:
37 - 4/15/08 in 5-1 loss at COL (CQ-Game 4)

(MIN-25, COL-12)

FEWEST PENALTIES, GAME

0 - 2x, last, 4/20/15 in 3-0 win vs. STL (CQ-Game 3)

At Home:
0 - 4/20/15 in 3-0 win vs. STL (CQ-Game 3)

On Road:
0 - 5/8/03 in 4-2 win at VAN (CS-Game 7)

FEWEST PENALTIES AGAINST, GAME

1 - 3x, last, 4/22/15 in 6-1 loss vs. STL (CQ-Game 4)

At Home:
1 - 4/22/15 in 6-1 loss vs. STL (CQ-Game 4)

On Road:
1 - 2x, last, 4/18/15 in 4-1 loss at STL (CQ-Game 2)

FEWEST PENALTIES COMBINED, GAME

2 - 5/8/03 in 4-2 win (CS-Game 7); (MIN-0, VAN-2)

At Home:
3 - 2x, last, 4/22/15 in 6-1 loss (CQ-Game 4) (MIN-2, STL-1)

On Road:
2 - 5/8/03 in 4-2 win (CS-Game 7); (MIN-0, VAN-2)

MOST PENALTIES, PERIOD:

13 - 4/15/08 in 3rd of 5-1 loss at COL (CQ-Game 4)

At Home:
5 - 2x, last, 4/21/14 in 1st of 1-0 win vs. COL (CQ-Game 3)

On Road:
13 - 4/15/08 in 3rd of 5-1 loss at COL (CQ-Game 4)

MOST PENALTIES AGAINST, PERIOD

9 - 4/17/07 in 3rd of 4-1 win vs. ANA (CQ-Game 4)

At Home:
9 - 4/17/07 in 3rd of 4-1 win vs. ANA (CQ-Game 4)

On Road:
7 - 4/15/08 in 3rd of 5-1 loss at COL (CQ-Game 4)

MOST PENALTIES COMBINED, PERIOD

20 - 4/15/08 in 3rd of 5-1 loss at COL (CQ-Game 4)

(MIN-13, COL-7)

At Home:
13 - 4/17/07 in 3rd of 4-1 win vs. ANA (CQ-Game 4)

(MIN-4, ANA-9)

On Road:
20 - 4/15/08 in 3rd of 5-1 loss at COL (CQ-Game 4)

(MIN-13, COL-7)

SHOTS ON GOAL

MOST SHOTS, GAME

46 - 4/21/14 in 1-0 loss vs. COL (CQ-Game 3)

At Home:
46 - 4/21/14 in 1-0 loss vs. COL (CQ-Game 3)

On Road:
39 - 4/14/08 in 3-2 loss at COL (CQ-Game 3)

MOST SHOTS AGAINST, GAME

48 - 5/3/13 in 5-2 loss at CHI (CQ-Game 2)

At Home:
31 - 2x, last, 4/26/15 in 4-1 win vs. STL (CQ-Game 6)

On Road:
48 - 5/3/13 in 5-2 loss at CHI (CQ-Game 2)

MOST SHOTS COMBINED, GAME

85 - 4/14/08 in 3-2 (OT) win (CQ-Game 3)

(MIN-39, COL-46)

At Home:
69 - 4/17/07 in 4-1 win (CQ-Game 4)

(MIN-40, ANA-29)

On Road:
85 - 4/14/08 in 3-2 (OT) win (CQ-Game 3)

(MIN-39, COL-46)

FEWEST SHOTS, GAME

16 - 5/8/03 in 4-2 win at VAN (CS-Game 7)

At Home:
18 - 4x, last, 4/22/15 vs. STL (CQ-Game 4)

On Road:
16 - 5/8/03 in 4-2 win at VAN (CS-Game 7)

FEWEST SHOTS AGAINST, GAME

12 - 4/24/14 in 2-1 win vs. COL (CQ-Game 4)

At Home:
12 - 4/24/14 in 2-1 win vs. COL (CQ-Game 4)

On Road:
21 - 4/16/15 in 4-2 win at STL (CQ-Game 1)

FEWEST SHOTS COMBINED, GAME

31 - 4/29/03 in 3-2 loss (CS-Game 3); (MIN-18, VAN-13)

At Home:
31 - 4/29/03 in 3-2 loss (CS-Game 3); (MIN-18, VAN-13)

On Road:
41 - 5/4/14 in 4-1 loss (CS-Game 2); (MIN-22, CHI-19)

MOST SHOTS, PERIOD

22 - 4/21/14 in 1st of 1-0 (OT) win vs. COL (CQ-Game 3)

At Home:
22 - 4/21/14 in 1st of 1-0 (OT) win vs. COL (CQ-Game 3)

On Road:
17 - 5/2/14 in 2nd of 5-2 loss at CHI (CS-Game 1)



PLAYOFF RECORD BOOK

TEAM RECORDS

MOST SHOTS AGAINST, PERIOD

22 - 4/19/07 in 3rd of 4-1 loss at ANA (CQ-Game 5)

At Home:

15 - 4/26/15 in 2nd of 4-1 win vs. STL (CQ-Game 6)

On Road:

22 - 4/19/07 in 3rd of 4-1 loss at ANA (CQ-Game 5)

MOST SHOTS COMBINED, PERIOD

33 - 4/19/07 in 2nd of 4-1 loss at ANA (CQ-Game 5) (MIN-11, ANA-22)

At Home:

33 - 4/19/07 in 2nd of 4-1 loss at ANA (CQ-Game 5) (MIN-11, ANA-22)

On Road:

29 - 5/3/13 in 2nd of 5-2 loss at CHI (CQ-Game 2) (MIN-15, CHI-14)

FEWEST SHOTS, PERIOD

3 - 5x, last, 4/24/15 in 1st and 3rd of 4-1 win at STL (CQ-Game 5)

At Home:

3 - 4/14/03 in 3rd of 3-0 loss vs. COL (CQ-Game 3)

On Road:

3 - 4x, last, 4/24/15 in 1st and 3rd of 4-1 win at STL (CQ-Game 5)

FEWEST SHOTS AGAINST, PERIOD

2 - 2x, last, 5/4/14 in 1st of 4-1 loss at CHI (CS-Game 2)

At Home:

2 - 4/9/08 in 1st of 3-2 (OT) loss vs. COL (CQ-Game 1)

On Road:

2 - 5/4/14 in 1st of 4-1 loss at CHI (CS-Game 2)

FEWEST SHOTS COMBINED, PERIOD

8 - 3x, last, 4/29/03 in 3rd of 3-2 loss (CS-Game 3) (MIN-5, VAN-3)

At Home:

8 - 3x, last, 4/29/03 in 3rd of 3-2 loss (CS-Game 3) (MIN-5, VAN-3)

On Road:

9 - 5/4/14 in 1st of 4-1 loss at CHI (CS-Game 2) (MIN-7, CHI-2)

MOST SHOTS, OVERTIME

12 - 4/14/08, 3-2 (OT) win at COL (CQ-Game 3)

At Home:

10 - 5/10/03, 1-0 (2OT) loss vs. ANA (CF-Game 1)

On Road:

12 - 4/14/08, 3-2 (OT) win at COL (CQ-Game 3)

SHUTOUTS

MOST SHUTOUTS, SEASON

2 - 2014

MOST SHUTOUTS AGAINST, SEASON

4 - 2003

At Home:

3 - 2003

On Road:

1 - 3x, last, 2015, Conference Quarterfinal vs. STL

MOST SHUTOUTS, SERIES

1 - 2x, last, 2014 Conference Semifinal vs. CHI

MOST SHUTOUTS AGAINST, SERIES

3 - 2003, Conference Final vs. ANA

At Home:

2 - 2003, Conference Final vs. ANA

On Road:

1 - 2x, last, 2013, Conference Quarterfinal vs. CHI

FASTEST GOALS

FASTEST GOAL TO START GAME

0:49 - Zach Parise (PPG), 4/28/14 vs. COL (CQ-Game 6)

FASTEST GOAL TO START GAME, OPPONENT

1:02 - Chris Pronger, 4/19/07 at ANA (CQ-Game 5)

FASTEST TWO GOALS, TEAM

0:25 - Marian Gaborik & Wes Walz, 4/10/03 @ 9:28 & 9:53 of 2nd in 4-2 win at COL (CQ-Game 1)

At Home:

0:30 - Jason Pominville & Marco Scandella, 4/28/14 @ 18:34 & 19:04 of 3rd of 5-2 win vs. COL (CQ-Game 6)

On Road:

0:25 - Marian Gaborik & Wes Walz, 4/10/03 @ 9:28 & 9:53 of 2nd in 4-2 win at COL (CQ-Game 1)

FASTEST TWO GOALS AGAINST, TEAM

0:32 - Patrick Kane & Bryan Bickell, 5/2/14 @ 16:47 & 17:19 in 3rd of 5-2 loss at CHI (CS-Game 1)

At Home:

1:03 - Vladimir Tarasenko & Patrik Berglund, 4/22/15 @ 15:47 & 16:50 in 2nd of 6-1 loss vs. STL (CQ-Game 4)

On Road:

0:32 - Patrick Kane & Bryan Bickell, 5/2/14 @ 16:47 & 17:19 of 3rd of 5-2 loss at CHI (CS-Game 1)

FASTEST THREE GOALS, TEAM

3:40 - Darby Hendrickson, Antti Laaksonen & Andrew Brunette, 5/07/03 @ 6:57, 9:25 & 10:37 of 3rd of 5-1 win vs. VAN (CS-Game 6)

At Home:

3:40 - Darby Hendrickson, Antti Laaksonen & Andre Brunette, 5/07/03 @ 6:57, 9:25 & 10:37 of 3rd of 5-1 win vs. VAN (CS-Game 6)

On Road:

4:20 - Filip Kuba, Marian Gaborik & Wes Walz, 4/10/03 @ 5:33, 9:28 & 9:53 in 2nd of 4-2 win at COL (CQ-Game 1)

FASTEST THREE GOALS AGAINST, TEAM

4:32 - Ryan Reaves, Vladimir Tarasenko & David Backes, 4/22/15 @ 5:34, 6:59 & 10:06 in 1st of 6-1 loss vs. STL (CQ-Game 4)

At Home:

4:32 - Ryan Reaves, Vladimir Tarasenko & David Backes, 4/22/15 @ 5:34, 6:59 & 10:06 in 1st of 6-1 loss vs. STL (CQ-Game 4)

On Road:

5:31 - Paul Kariya (2) & Stanislav Chistov, 5/14/03 @ 8:20, 12:16 & 13:51 of 2nd of 4-0 loss at ANA (CF-Game 3)

FASTEST OVERTIME GOAL SCORED BY WILD

1:14 - 4/11/08, Keith Carney, 3-2 win vs. COL (CQ-Game 2)

At Home:

1:14 - 4/11/08, Keith Carney, 3-2 win vs. COL (CQ-Game 2)

On Road:

3:25 - 4/22/03, Andrew Brunette, 3-2 win at COL (CQ-Game 7)

GAMES

MOST GAMES, CAREER

39 - Mikko Koivu, 2006-15

By Defenseman:

28 - Jonas Brodin, Marco Scandella, Jared Spurgeon & Ryan Suter, 2012-15

MOST GAMES, SEASON

18 - Marian Gaborik, 2003

By Defenseman:

18 - Filip Kuba, 2003

GOALS

MOST GOALS, CAREER

12 - Marian Gaborik, 2003-08

By Defenseman:

5 - Marco Scandella, 2012-15

MOST GOALS, SEASON

9 - Marian Gaborik, 2003

By Defenseman:

3 - 2x, last, Jared Spurgeon, 2015

MOST GOALS, SERIES

5 - 2x, last, Marian Gaborik & Wes Walz, 2003 Conference Semifinal vs. VAN

By Defenseman:

2 - 2x, last, Marco Scandella, 2015 Conference Quarterfinal vs. STL

MOST GOALS BY OPPONENT, SERIES

6 - 2x, last, Vladimir Tarasenko, 2015 Conference Quarterfinal vs. STL

MOST GOALS, GAME

2 - 10x, last, Zach Parise, 4/26/15 vs. STL (CQ-Game 6)

By Defenseman:

1 - 21x, last, Matt Dumba, 5/3/15 vs. CHI (CS-Game 2)

MOST GOALS BY OPPONENT, GAME

3 - Vladimir Tarasenko, 4/18/15 at STL (CQ-Game 2)

MOST GOALS, PERIOD

2 - 3x, last, Mikael Granlund, 5/6/14 in 3rd of 4-0 win vs. CHI (CS-Game 3)

MOST GOALS AGAINST, PERIOD

2 - 7x, last, Vladimir Tarasenko, 4/18/15 in 1st of 4-1 loss at STL (CQ-Game 2)

ASSISTS

MOST ASSISTS, CAREER

16 - Zach Parise, 2012-15

By Defenseman:

9 - Ryan Suter, 2012-15

MOST ASSISTS, SEASON

11 - Sergei Zholtok, 2003

By Defenseman:

6 - Ryan Suter, 2014

MOST ASSISTS, SERIES

7 - Zach Parise, 2014 Conference Quarterfinal vs. COL

By Defenseman:

3 - 3x, last, Ryan Suter, 2014 Conference Semifinal vs. CHI

MOST ASSISTS, GAME

3 - 2x, last, Kyle Brodziak, 4/30/14 at COL (CQ-Game 7)

By Defenseman:

2 - 4x, last, Matt Dumba, 5/7/15 vs. CHI (CS-Game 4)

MOST ASSISTS BY OPPONENT, SERIES

8 - 3x, last, Kevin Shattenkirk, 2015 Conference Quarterfinal vs. STL

By Defenseman:

8 - Kevin Shattenkirk, 2015 Conference Quarterfinal vs. STL

MOST ASSISTS BY OPPONENT, GAME

3 - 5x, last, Kevin Shattenkirk, 4/22/15 vs. STL (CQ-Game 4)

By Defenseman:

3 - Kevin Shattenkirk, 4/22/15 vs. STL (CQ-Game 4)

MOST ASSISTS, PERIOD

3 - Cliff Ronning, 5/07/03 in 3rd of 5-1 win vs. VAN (CS-Game 5)

MOST ASSISTS AGAINST, PERIOD

2 - 14x, last, Kevin Shattenkirk, 4/22/15 in 1st of 6-1 loss vs. STL (CQ-Game 4)

POINTS

MOST POINTS, CAREER

25 - Zach Parise (9g-16a), 2012-15

By Defenseman:

10 - 2x, Jared Spurgeon (4g-6a) & Ryan Suter (1g-9a), 2012-15

MOST POINTS, SEASON

17 - Marian Gaborik (9g-8a), 2003

By Defenseman:

8 - Filip Kuba (3g-5a); 2003

By Rookie:

7 - Erik Haula (4g-3a), 2014

MOST POINTS, SERIES

11 - Marian Gaborik (5g-6a), 2003 Conference Semifinal vs. VAN

By Defenseman:

4 - 3x, last, Ryan Suter (1g-3a), 2014 Conference Quarterfinal vs. COL

MOST POINTS BY OPPONENT, SERIES

10 - 2x, Nathan MacKinnon (2g-8a) & Paul Stastny (5g-5a), 2014 Conference Quarterfinal vs. COL

MOST POINTS, GAME

4 - Zach Parise (2g-2a), 4/28/14 vs. COL (CQ-Game 6)

By Defenseman:

2 - 5x, last, Matt Dumba (0g-2a), 5/7/15 vs. CHI (CS-Game 4)

MOST POINTS BY OPPONENT, GAME

4 - 2x, last, Nathan MacKinnon (1g-3a) & Paul Stastny (1g-3a), 4/19/14 at COL (CQ-Game 2)

MOST POINTS, PERIOD

3 - Cliff Ronning (0g-3a), 5/7/03 in 3rd of 5-1 win vs. VAN (CS-Game 6)

MOST POINTS AGAINST, PERIOD

2 - Many times, last, Patrick Sharp (1g-1a), 5/3/15 in 3rd of 4-1 loss at CHI (CS-Game 2)

STREAKS

LONGEST GOAL-SCORING STREAK

4 - 2x, last, Mikko Koivu (4g); 4/9-4/15/08

LONGEST POINT-SCORING STREAK

8 - Marian Gaborik (7g-8a=15pts); 4/21-5/07/03

LONGEST ASSIST STREAK

4 - Zach Parise (5a), 4/17-4/24/14
- Jason Pominville (4a), 4/21-4/28/14

MOST CONSECUTIVE WINS BY GOALTENDER

3 - Dwayne Roloson, 5/05-5/08/03
- Manny Fernandez, 4/19-4/22/03

MOST CONSECUTIVE LOSSES BY GOALTENDER

4 - Devan Dubnyk, 5/1-5/7/15

LONGEST SHUTOUT STREAK BY GOALTENDER

98:09 - Darcy Kuemper, 4/21/14

PENALTY MINUTES

MOST PENALTY MINUTES, CAREER

44 - Derek Boogaard

MOST PENALTY MINUTES, SEASON

27 - Stephane Veilleux, 2008

MOST PENALTY MINUTES, SERIES

27 - Stephane Veilleux, 2008 Conference Quarterfinal vs. COL

MOST PENALTY MINUTES, GAME

25 - Stephane Veilleux, 4/15/08 at COL (CQ-Game 4)

By Goaltender:

2 - 3x, last, Niklas Backstrom, 4/15/07 vs. ANA (CQ-Game 3)



PLAYOFF RECORD BOOK

INDIVIDUAL RECORDS

MOST PENALTY MINUTES BY OPPONENT, SERIES

26 - Steve Ott, 2015 Conference Quarterfinal vs. STL

MOST PENALTY MINUTES BY OPPONENT, GAME

20 - Brad May, 4/17/07 vs. ANA (CQ-Game 3)

MOST PENALTY MINUTES, PERIOD

19 - Stephane Veilleux, 4/15/08 in 3rd of 5-1 loss at COL (CQ-Game 4)

MOST PENALTY MINUTES BY OPPONENT, PERIOD

20 - Brad May, 4/17/07 in 3rd of 4-1 win vs. ANA (CQ-Game 3)

POWER-PLAY GOALS

MOST POWER-PLAY GOALS, CAREER

5 - Marian Gaborik, 2003-08

MOST POWER-PLAY GOALS, SEASON

4 - Marian Gaborik & Andrew Brunette; 2003

MOST POWER-PLAY GOALS, SERIES

3 - Marian Gaborik, 2003 Conference Quarterfinal vs. COL

MOST POWER-PLAY GOALS AGAINST, SERIES

3 - 3x, last, Adam Oates, 2003 Conference Final vs. ANA

MOST POWER-PLAY GOALS, GAME

2 - Andrew Brunette, 5/07/03 vs. VAN (CS-Game 6)

MOST POWER-PLAY GOALS AGAINST, GAME

2 - 2x, last, Francois Beauchemin, 4/13/07 at ANA (CQ-Game 2)

MOST POWER-PLAY GOALS, PERIOD

1 - 33x, last, Jason Pominville, 5/7/15 in 3rd of 4-3 loss vs. CHI (CS-Game 4)

MOST POWER-PLAY GOALS AGAINST, PERIOD

1 - 33x, last, Andrew Shaw, 5/7/15 in 2nd of 4-3 loss vs. CHI (CS-Game 4)

SHORT-HANDED GOALS

MOST SHORT-HANDED GOALS, CAREER

2 - Wes Walz, 2003-07

MOST SHORT-HANDED GOALS, SEASON

2 - Wes Walz, 2003

MOST SHORT-HANDED GOALS, SERIES

1 - 7x, last, Zach Parise, 2015 Conference Quarterfinal vs. STL

MOST SHORT-HANDED GOALS BY OPPONENT, SERIES

1 - 10x, last, Marian Hossa & Jonathan Toews, 2015 Conference Semifinal vs. CHI

MOST SHORT-HANDED GOALS, GAME

1 - 7x, last, Zach Parise, 4/26/15 in 4-1 win vs. STL (CQ-Game 6)

MOST SHORT-HANDED GOALS BY OPPONENT, GAME

1 - 10x, last, Marian Hossa, 5/7/15 in 4-3 loss vs. CHI (CS-Game 4)

MOST SHORT-HANDED GOALS, PERIOD

1 - 7x, last, Zach Parise, 4/26/15 in 1st of 4-1 win vs. STL (CQ-Game 6)

MOST SHORT-HANDED GOALS BY OPPONENT, PERIOD

1 - 10x, last, Marian Hossa, 5/7/15 in 3rd of 4-3 loss vs. CHI (CS-Game 4)

GAME-WINNING GOALS

MOST GAME-WINNING GOALS, CAREER

3 - Nino Niederreiter, 2013-2015

MOST GAME-WINNING GOALS, SEASON

2 - Nino Niederreiter, 2014 & Wes Walz, 2003

MOST GAME-WINNING GOALS, SERIES

1 - 21x, last, Justin Fontaine, Mikael Granlund, Nino Niederreiter & Jason Pominville, 2015 Conference Quarterfinal vs. STL

OVERTIME GOALS

MOST OVERTIME GOALS, CAREER

1 - 7x, last, 2014, Mikael Granlund & Nino Niederreiter

MOST OVERTIME GOALS, SEASON

1 - 7x, last, 2014, Mikael Granlund & Nino Niederreiter

MOST OVERTIME GOALS, SERIES

1 - 7x, last, Mikael Granlund & Nino Niederreiter, 2014 Conference Quarterfinal vs. COL

SHOTS ON GOAL

MOST SHOTS ON GOAL, CAREER

95 - Marian Gaborik, 2003-08

By Defenseman:

47 - Ryan Suter, 2012-15

MOST SHOTS ON GOAL, SEASON

52 - Marian Gaborik, 2003

By Defenseman:

30 - Andrei Zyuzin, 2003

MOST SHOTS ON GOAL, GAME

9 - Marian Gaborik, 4/14/08 at COL (CQ-Game 3)

By Defenseman:

6 - Ryan Suter, 4/19/14 at COL (CQ-Game 2)

MOST SHOTS ON GOAL BY OPPONENT, GAME

8 - 4x, last, Patrick Sharp, 5/3/13 at CHI (CQ-Game 2)

GAMES PLAYED, GOALTENDER

MOST GAMES PLAYED BY GOALTENDER, CAREER

11 - 2x, last, Niklas Backstrom 2007-08

MOST GAMES PLAYED BY GOALTENDER, SEASON

11 - Dwayne Roloson, 2003

MOST GAMES PLAYED BY GOALTENDER, SERIES

6 - 4x, last, Devan Dubnyk, 2015 Conference Quarterfinal vs. STL

MINUTES PLAYED

MOST MINUTES PLAYED BY GOALTENDER, CAREER

658 - Niklas Backstrom 2007-08

MOST MINUTES PLAYED BY GOALTENDER, SEASON

579 - Dwayne Roloson, 2003

MOST MINUTES PLAYED BY GOALTENDER, SERIES

367 - Ilya Bryzgalov, 2014 Conference Semifinal vs. CHI

MOST MINUTES PLAYED BY GOALTENDER, GAME

88:06 - Manny Fernandez, 5/10/03 vs. ANA (CF-Game 1)

WINS / LOSSES

MOST WINS BY GOALTENDER, CAREER

5 - Dwayne Roloson, 2003

MOST LOSSES BY GOALTENDER, CAREER

8 - Niklas Backstrom, 2007-08

MOST WINS BY GOALTENDER, SEASON

5 - Dwayne Roloson, 2003

MOST LOSSES BY GOALTENDER, SEASON

6 - 3x, last, Devan Dubnyk, 2015

MOST WINS BY GOALTENDER, SERIES

4 - 2x, last, Devan Dubnyk, 2015 Conference Quarterfinal vs. STL

MOST LOSSES BY GOALTENDER, SERIES

4 - 5x, last, Devan Dubnyk, 2015 Conference Semifinal vs. CHI

SAVES

MOST SAVES, CAREER

287 - Niklas Backstrom, 2007-08

MOST SAVES, SEASON

236 - Devan Dubnyk, 2015

MOST SAVES, SERIES

153 - Niklas Backstrom, 2008 Conference Quarterfinal vs. COL

MOST SAVES AGAINST, SERIES

211 - Seymon Varlamov, 2014 Conference Quarterfinal vs. COL

PLAYOFF RECORD BOOK



INDIVIDUAL RECORDS

MOST SAVES, GAME

44 - Niklas Backstrom, 4/14/08 at COL (CQ-Game 3)

MOST SAVES, GAME (REGULATION)

43 - 2x, last, Josh Harding, 5/3/13 at CHI (CQ-Game 2)

MOST SAVES AGAINST, GAME

45 - Seymon Varlamov, 4/21/14 vs. COL (CQ-Game 3)

MOST SAVES AGAINST, GAME (REGULATION)

35 - J.S. Giguere, 5/14/03 vs. ANA (CF-Game 3)

MOST SAVES, PERIOD

21 - Niklas Backstrom, 4/19/07 in 2nd of 4-1 loss at ANA (CQ-Game 5)

MOST SAVES AGAINST, PERIOD

22 - Seymon Varlamov, 4/21/14 in 1st of 1-0 (OT) win vs. COL (CQ-Game 3)

GOALS ALLOWED

MOST GOALS ALLOWED BY GOALTENDER, CAREER

28 - Niklas Backstrom 2007-08

MOST GOALS ALLOWED BY GOALTENDER, SEASON

25 - Dwayne Roloson, 2003

MOST GOALS ALLOWED BY GOALTENDER, SERIES

17 - Niklas Backstrom, 2008 Conference Quarterfinal vs. COL

FEWEST GOALS ALLOWED BY GOALTENDER, SERIES

4 - Manny Fernandez, 2003 Conference Final vs. ANA

MOST GOALS ALLOWED, GAME

6 - Devan Dubnyk, 4/22/15 vs. STL in 6-1 loss (CQ-Game 4)

MOST GOALS ALLOWED, PERIOD

3 - 4x, last, Devan Dubnyk, 5/1/15 in 1st of 4-3 loss at CHI (CS-Game 1)

GOALS-AGAINST AVERAGE

LOWEST GOALS-AGAINST AVERAGE, CAREER

1.96 - Manny Fernandez, 2003

LOWEST GOALS-AGAINST AVERAGE, SEASON

1.96 - Manny Fernandez, 2003

LOWEST GOALS-AGAINST AVERAGE, SERIES

1.37 - Manny Fernandez, 2003 Conference Final vs. ANA

SAVE PERCENTAGE

HIGHEST SAVE PERCENTAGE, CAREER

.929 - Manny Fernandez, 2003

HIGHEST SAVE PERCENTAGE, SEASON

.929 - Manny Fernandez, 2003

HIGHEST SAVE PERCENTAGE, SERIES

.943 - Manny Fernandez, 2003 Conference Final vs. ANA

SHUTOUTS

MOST SHUTOUTS, CAREER

1 - 3x, last, Devan Dubnyk, 2014-2015

MOST SHUTOUTS, SEASON

1 - 3x, last, Devan Dubnyk, 2015

MOST SHUTOUTS, SERIES

1 - 3x, last, Devan Dubnyk, 2015 Conference Quarterfinal vs. STL



ALL-TIME PLAYOFF SCORING & GOALTENDING

PLAYER	GP	G	A	PTS	+/-	PIM	PPG	SHG	GWG	SOG	SH%
Zach Parise	28	9	16	25	-10	12	3	1	1	86	10.5
Marian Gaborik	29	12	10	22	2	18	5	1	1	95	12.6
Mikko Koivu	39	7	10	17	-15	28	1	1	0	83	8.4
Jason Pominville	25	5	10	15	-5	0	2	0	1	69	7.2
Wes Walz	23	7	7	14	6	18	0	2	2	38	18.4
Andrew Brunette	18	7	6	13	-3	4	4	0	1	33	21.2
Mikael Granlund	23	6	7	13	5	2	0	0	2	53	11.3
Sergei Zholtok	18	2	11	13	-7	0	1	0	0	34	5.9
Charlie Coyle	28	4	7	11	-9	8	1	0	1	48	8.3
Nino Niederreiter	23	7	4	11	-2	18	0	0	3	41	17.1
Jared Spurgeon	28	4	6	10	-3	8	2	0	0	41	9.8
Ryan Suter	28	1	9	10	-18	8	1	0	0	47	2.1
Pierre-Marc Bouchard	21	4	5	9	-1	4	1	0	1	38	10.5
Cliff Ronning	17	2	7	9	-3	4	1	0	0	37	5.4
Kyle Brodziak	27	3	5	8	-5	8	0	0	0	36	8.3
Pascal Dupuis	16	4	4	8	0	8	2	0	1	36	11.1
Erik Haula	15	5	3	8	3	0	0	0	1	33	15.2
Filip Kubla	18	3	5	8	-8	24	3	0	0	21	14.3
Brian Rolston	11	3	5	8	2	12	0	1	0	54	5.6
Marco Scandella	28	5	3	8	7	0	0	1	0	43	11.6
Pavol Demitra	11	2	5	7	-1	2	1	0	0	24	8.3
Dany Heatley	11	1	5	6	6	4	0	0	0	9	11.1
Richard Park	18	3	3	6	-2	4	0	0	1	26	11.5
Matt Cooke	13	0	5	5	2	12	0	0	0	12	0
Darby Hendrickson	17	2	3	5	1	4	0	0	1	22	9.1
Jeremy Stevenson	14	0	5	5	0	12	0	0	0	17	0
Jason Zucker	15	3	2	5	0	2	0	0	1	32	9.4
Matt Dumba	10	2	2	4	-1	2	2	0	0	15	13.3
Justin Fontaine	15	2	2	4	0	4	0	0	1	17	11.8
Antti Laaksonen	16	1	3	4	-3	4	0	0	0	25	4
Willie Mitchell	18	1	3	4	5	14	0	0	0	18	5.6
Clayton Stoner	14	1	3	4	3	26	0	0	0	13	7.7
Thomas Vanek	10	0	4	4	-7	2	0	0	0	19	0
Brent Burns	11	0	3	3	1	20	0	0	0	29	0
Matt Cullen	5	0	3	3	1	2	0	0	0	8	0
Matt Moulson	10	1	2	3	0	4	0	0	0	21	4.8
Petteri Nummelin	7	1	2	3	0	0	1	0	0	15	6.7
Jonas Brodin	28	0	2	2	-2	12	0	0	0	17	0
Keith Carney	11	1	1	2	3	4	0	0	1	3	33.3
Cal Clutterbuck	5	1	1	2	0	4	0	0	0	11	9.1
Jim Dowd	15	0	2	2	-1	0	0	0	0	24	0
Todd Fedoruk	6	1	1	2	-2	16	1	0	0	5	20
Kurtis Foster	3	0	2	2	0	0	0	0	0	5	0
Jason Marshall	15	1	1	2	-1	16	0	0	1	12	8.3
Nick Schultz	24	0	2	2	2	10	0	0	0	9	0
Lubomir Sekeras	15	1	1	2	-2	6	1	0	1	13	7.7
Chris Stewart	8	0	2	2	-3	2	0	0	0	9	0
Derek Boogaard	10	0	1	1	-1	44	0	0	0	1	0
Kim Johnsson	10	0	1	1	-2	20	0	0	0	16	0
Cody McCormick	13	1	0	1	1	14	0	0	0	6	16.7
Torrey Mitchell	5	1	0	1	-4	0	0	0	0	8	12.5
Mark Parrish	6	1	0	1	2	0	0	0	0	14	7.1
Devin Setoguchi	5	1	0	1	-2	0	0	0	0	12	8.3
James Sheppard	6	0	1	1	-1	4	0	0	0	4	0

ALL-TIME PLAYOFF SCORING & GOALTENDING



PLAYER	GP	G	A	PTS	+/-	PIM	PPG	SHG	GWG	SOG	SH%
Aaron Voros	5	1	0	1	-1	16	0	0	0	10	10
Andrei Zyuzin	18	0	1	1	-3	14	0	0	0	30	0
Keith Ballard	3	0	0	0	-2	0	0	0	0	2	0
Eric Belanger	6	0	0	0	-1	4	0	0	0	9	0
Sean Bergenheim	3	0	0	0	-2	0	0	0	0	1	0
Brad Bombardir	4	0	0	0	-1	0	0	0	0	1	0
Brad Brown	11	0	0	0	-1	16	0	0	0	0	0
Ryan Carter	1	0	0	0	0	0	0	0	0	0	0
Justin Falk	4	0	0	0	-3	2	0	0	0	0	0
Matt Foy	1	0	0	0	0	0	0	0	0	0	0
Tom Gilbert	5	0	0	0	-2	2	0	0	0	0	0
Adam Hall	3	0	0	0	0	7	0	0	0	2	0
Sean Hill	5	0	0	0	-2	4	0	0	0	1	0
Matt Johnson	12	0	0	0	0	25	0	0	0	2	0
Zenon Konopka	2	0	0	0	-2	0	0	0	0	2	0
Jordan Leopold	9	0	0	0	-3	0	0	0	0	7	0
Bill Muckalt	5	0	0	0	-3	0	0	0	0	4	0
Benoit Pouliot	1	0	0	0	1	0	0	0	0	2	0
Nate Prosser	11	0	0	0	1	14	0	0	0	7	0
Branko Radivojevic	7	0	0	0	-1	2	0	0	0	11	0
Erik Reitz	2	0	0	0	-1	0	0	0	0	0	0
Mike Rupp	4	0	0	0	-3	12	0	0	0	2	0
Jordan Schroeder	3	0	0	0	0	0	0	0	0	5	0
Chris Simon	2	0	0	0	-1	0	0	0	0	0	0
Martin Skoula	11	0	0	0	1	4	0	0	0	8	0
Wyatt Smith	4	0	0	0	0	0	0	0	0	2	0
Stephane Veilleux	17	0	0	0	-1	35	0	0	0	24	0
Todd White	4	0	0	0	-1	0	0	0	0	6	0
GOALTENDER	GP	W	L	SA	SV	SV%	GA	GAA	MIN		
Niklas Backstrom	11	3	8	315	287	0.911	28	2.55	658		
Dwayne Roloson	11	5	6	257	232	0.903	25	2.60	578		
Devan Dubnyk	10	4	6	260	236	0.908	24	2.53	570		
Manny Fernandez	9	3	4	253	235	0.929	18	1.96	552		
Darcy Kuemper	9	3	1	169	154	0.911	15	2.14	421		
Ilya Bryzgalov	9	3	6	182	161	0.885	21	2.63	479		
Josh Harding	6	1	4	146	134	0.918	12	2.72	265		



ALL-TIME PLAYOFF LEADERS

PLAYOFF FIRSTS



GAMES	
1. Mikko Koivu	39
2. Marian Gaborik	29
3. Six Players Tied	28

GOALS	
1. Marian Gaborik	12
2. Zach Parise	9
3. Mikko Koivu	7
Nino Niederreiter	7
Andrew Brunette	7
Wes Walz	7
7. Mikael Granlund	6

ASSISTS	
1. Zach Parise	16
2. Sergei Zholtok	11
3. Mikko Koivu	10
Jason Pominville	10
Marian Gaborik	10
6. Ryan Suter	9

POINTS	
1. Zach Parise	25
2. Marian Gaborik	22
3. Mikko Koivu	17
4. Jason Pominville	15
5. Wes Walz	14
6. Three Players Tied	13

PLUS/MINUS	
1. Marco Scandella	+7
2. Dany Heatley	+6
Wes Walz	+6
4. Mikael Granlund	+5
Willie Mitchell	+5
6. Three Players Tied	+3

PENALTY MINUTES	
1. Derek Boogaard	44
2. Stephane Veilleux	35
3. Mikko Koivu	28
4. Clayton Stoner	26
5. Matt Johnson	25
6. Filip Kuba	24

POWER-PLAY GOALS	
1. Marian Gaborik	5
2. Andrew Brunette	2
3. Zach Parise	4
Filip Kuba	3
5. Matt Dumba	2
Jason Pominville	2
Jared Spurgeon	2
Pascal Dupuis	2

SHORT-HANDED GOALS	
1. Wes Walz	2
2. Mikko Koivu	1
Zach Parise	1
Marco Scandella	1
Marian Gaborik	1
Brian Rolston	1

GAME-WINNING GOALS	
1. Nino Niederreiter	3
2. Mikael Granlund	2
Wes Walz	2

OVERTIME GOALS	
1. Mikael Granlund	1
Nino Niederreiter	1
Jason Zucker	1
Pierre-Marc Bouchard	1
Andrew Brunette	1
Keith Carney	1
Richard Park	1

SHOTS ON GOAL	
1. Marian Gaborik	95
2. Zach Parise	86
3. Mikko Koivu	83
4. Jason Pominville	69
5. Brian Rolston	54
6. Mikael Granlund	53

GAMES PLAYED (GOALTENDERS)	
1. Niklas Backstrom	11
Dwayne Roloson	11
3. Devan Dubnyk	10
4. Darcy Kuemper	9
Ilya Bryzgalov	9
Manny Fernandez	9
7. Josh Harding	6

GAMES STARTED (GOALTENDERS)	
1. Niklas Backstrom	11
Dwayne Roloson	11
3. Devan Dubnyk	10
4. Ilya Bryzgalov	8
5. Manny Fernandez	7
6. Darcy Kuemper	5
Josh Harding	5

GOALS-AGAINST AVERAGE	
1. Manny Fernandez	1.96
2. Darcy Kuemper	2.14
3. Devan Dubnyk	2.53
4. Niklas Backstrom	2.55
5. Dwayne Roloson	2.60
6. Ilya Bryzgalov	2.63
7. Josh Harding	2.72

WINS	
1. Dwayne Roloson	5
2. Devan Dubnyk	4
3. Niklas Backstrom	3
Darcy Kuemper	3
Ilya Bryzgalov	3
Manny Fernandez	3
7. Josh Harding	1

LOSSES	
1. Niklas Backstrom	8
2. Devan Dubnyk	6
Ilya Bryzgalov	6
Dwayne Roloson	6
5. Manny Fernandez	4
Josh Harding	4
7. Darcy Kuemper	1

SAVES	
1. Niklas Backstrom	287
2. Devan Dubnyk	236
3. Manny Fernandez	235
4. Dwayne Roloson	232
5. Ilya Bryzgalov	161
6. Darcy Kuemper	154
7. Josh Harding	134

SHOTS FACED	
1. Niklas Backstrom	315
2. Devan Dubnyk	260
3. Dwayne Roloson	257
4. Manny Fernandez	253
5. Ilya Bryzgalov	182
6. Darcy Kuemper	169
7. Josh Harding	146

SAVE PERCENTAGE	
1. Manny Fernandez	.929
2. Josh Harding	.918
3. Niklas Backstrom	.911
Darcy Kuemper	.911
5. Devan Dubnyk	.908
6. Dwayne Roloson	.903

MINUTES PLAYED	
1. Niklas Backstrom	658
2. Dwayne Roloson	578
3. Devan Dubnyk	570
Darcy Kuemper	552
5. Ilya Bryzgalov	479
6. Darcy Kuemper	421
7. Josh Harding	265

SHUTOUTS	
1. Devan Dubnyk	1
Darcy Kuemper	1
Ilya Bryzgalov	1

FIRST GAME	
Home: vs. COL, 4/14/03	
Road: at COL, 4/10/03	

FIRST WIN	
Home: vs. COL (3-2 OT), 04/21/03	
Road: at COL (4-2), 4/10/03	

FIRST OT WIN	
Home: vs. COL (3-2 OT), 4/21/03	
Road: at COL (3-2 OT), 4/22/03	

FIRST OT LOSS	
Home: vs. VAN (3-2 OT), 5/2/03	
Road: at VAN (4-3 OT), 4/25/03	

FIRST LOSS	
Home: vs. COL (3-0), 4/14/03	
Road: at COL (3-2), 4/12/03	

FIRST SHUTOUT FOR	
Home: vs. COL (1-0 OT), 4/21/14	
Road: None	

FIRST SHUTOUT AGAINST	
Home: vs. COL (3-0, Roy), 4/14/03	
Road: at ANA (4-0, Giguere), 5/14/03	

FIRST GOAL	
Home: Marian Gaborik, 17:20 of 3rd per., vs. COL (3-1 loss), 4/16/03	
Road: Filip Kuba, 5:33 of 2nd per., at COL (4-2 win), 4/10/03	

FIRST ASSISTS	
Home: Cliff Ronning, Sergei Zholtok, 17:20 of 3rd per., vs. COL (3-1 loss), 4/16/03	
Road: Andrew Brunette, Sergei Zholtok, 5:33 of 2nd per., at COL (4-2 win), 4/10/03	

FIRST GAME-WINNING GOAL	
Home: Richard Park, 4:22 of OT, vs. COL (3-2 OT win), 4/21/03	
Road: Wes Walz, 9:53 of 2nd, at COL (4-2 win), 4/10/03	

FIRST OT GOAL	
Home: Richard Park, 4:22 of OT, vs. COL (3-2 OT win), 4/21/03	
Road: Andrew Brunette, 3:25 of OT, at Colorado (3-2 OT win), 4/22/03	

FIRST POWER-PLAY GOAL	
Home: Marian Gaborik, 17:20 of 3rd per., vs. COL (3-1 loss), 4/16/03	
Road: Filip Kuba, 5:33 of 2nd per., at COL (4-2 win), 4/10/03	

FIRST SHORT-HANDED GOAL	
Home: Zach Parise, 7:14 of 1st, vs. STL (4-1 win), 4/26/15	
Road: Wes Walz, 8:09 of 1st, at COL (3-2 loss), 4/12/03	

FIRST EMPTY-NET GOAL	
Home: Jason Pominville, 18:34 of 3rd vs. COL (5-2 win), 4/28/14	
Road: Mikael Granlund, 18:47 of 3rd, at STL (4-2 win), 4/16/15	

FIRST PENALTY SHOT	
Home: None	
Road: None	

FIRST PENALTY SHOT AGAINST	
Home: Ryan Smyth, missed, 17:33 of 3rd vs. COL (3-2 OT loss), 4/9/08	
Road: None	

FIRST PENALTY	
Home: Jason Marshall (cross check), 7:32 of 1st vs. COL (3-0 loss), 4/14/03	
Road: Andrew Brunette (hooking), 2:54 of 2nd, at COL (4-2 win), 4/10/03	

FIRST MINOR PENALTY	
Home: Jason Marshall (cross check), 7:32 of 1st, vs. COL (3-0 loss), 4/14/03	
Road: Andrew Brunette (hooking), 2:54 of 2nd, at COL (4-2 win), 4/10/03	

FIRST MAJOR PENALTY	
Home: Matt Johnson (fighting), 0:07 of 1st, vs. VAN(3-2 loss), 4/29/03	
Road: Brent Burns (fighting), 11:38 of 1st, vs. ANA (3-2 loss), 4/13/07	

FIRST MISCONDUCT PENALTY	
Home: Clayton Stoner & Nate Prosser, 20:00 of 3rd, vs. COL (5-2 win), 4/28/14	
Road: Willie Mitchell, Brad Brown & Matt Johnson, 20:00 of 3rd per., at	

FIRST PP ATTEMPT	
Home: 10:02 of 1st, vs. COL, 4/14/03	
Road: 4:38 of 2nd, at COL, 4/10/03	

FIRST PENALTY KILL	
Home: 13:42 of 1st, vs. COL, 4/14/03	
Road: 2:54 of 2nd, at COL, 4/10/03	

FIRST TWO-GOAL GAME	
Home: Richard Park, vs. COL, 4/21/03	
Road: Wes Walz, at VAN, 4/25/03	

FIRST HAT TRICK	
Home: None	
Road: None	

FIRST TWO-ASSIST GAME	
Home: Marian Gaborik (2a), vs. COL (3-2 OT win), 4/21/03	
Road: Darby Hendrickson (2a), at COL (3-2 loss), 4/12/03	

FIRST THREE-ASSIST GAME	
Home: Cliff Ronning (3a), vs. VAN (5-1 win), 5/7/03	
Road: None	

FIRST TWO-POINT GAME	
Home: Marian Gaborik (1g-2a); Richard Park (2g-0a), vs. COL, 4/21/03	
Road: Andrew Brunette (1g-1a), at COL (4-2 win), 4/10/03	

FIRST THREE-POINT GAME	
Home: Marian Gaborik (1g-2a), vs. COL, 4/21/03	
Road: Andrew Brunette (1g-2a), at COL, 4/22/03	

FIRST FOUR-POINT GAME	
Home: Zach Parise (2g-2a), vs. COL, 4/28/14	
Road: None	

GOALTENDING	
Home: Darcy Kuemper, vs. COL (1-0 OT win), 4/21/14	
Road: None	

FIRST SHUTOUT	
Home: Darcy Kuemper, vs. COL (1-0 OT win), 4/21/14	
Road: None	

FIRST PENALTY SHOT FACED	
Home: Niklas Backstrom, vs. Ryan Smyth (COL); miss (3-2 OT loss), 4/9/08	
Road: None	

FIRST POINT	
Home: None	
Road: Niklas Backstrom, at ANA, 4/19/07	

FIRST PENALTY	
Home: Dwayne Roloson (tripping), 8:35 of 1st, vs. ANA (2-0 loss), 5/12/03	
Road: Dwayne Roloson (roughing), 20:00 of 2nd, at VAN (7-2 win), 5/5/03	

GOALTENDING	
Home: Darcy Kuemper, vs. COL (1-0 OT win), 4/21/14	
Road: None	

FIRST SHUTOUT	
Home: Darcy Kuemper, vs. COL (1-0 OT win), 4/21/14	
Road: None	

FIRST PENALTY SHOT FACED	
Home: Niklas Backstrom, vs. Ryan Smyth (COL); miss (3-2 OT loss), 4/9/08	
Road: None	

FIRST POINT	
Home: None	
Road: Niklas Backstrom, at ANA, 4/19/07	

FIRST PENALTY	
Home: Dwayne Roloson (tripping), 8:35 of 1st, vs. ANA (2-0 loss), 5/12/03	
Road: Dwayne Roloson (roughing), 20:00 of 2nd, at VAN (7-2 win), 5/5/03	



**WATCH THE WILD
ALL SEASON LONG**

**70 GAMES
PLUS WILD LIVE
BEFORE & AFTER EVERY GAME**



THE NHL



GARY BETTMAN

NHL NEW YORK,
1185 Avenue of the Americas
New York, NY 10036
Phone: 212.789.2000
Fax: 212.789.2020



NHL MONTREAL
1800 McGill College Avenue,
Suite 2600
Montreal, Quebec H3A 3J6
Phone: 514.841.9220
Fax: 514.841.1070



WILLIAM DALY

NHL TORONTO
50 Bay Street, 11th Floor
Toronto, Ontario M5J 2X8
Phone: 416.359.7900
Fax: 416.981.2779

2014-2015 NATIONAL LEAGUE HOCKEY DIRECTORY

EXECUTIVE

Commissioner	Gary B. Bettman
Deputy Commissioner	William Daly
Chief Operating Officer	John Collins
Senior Executive Vice President of Hockey Operations	Colin Campbell

COMMUNICATIONS

NHL Communications	(@PR_NHL)
Executive Vice President, Communications	Gary Meagher
Group Vice President, Communications	Frank Brown
Group Vice President, Event Communications & Player Development	Jamey Horan
Group Vice President, Communications	John Dellapina
Statistician & Information Officer	Benny Ercolani
Senior Director, News Services	Greg Inglis
Director, Event Communications & Player Development	Schuyler Baehman
Director, Communications	Nirva Milord
Director, Communications	Jennifer Moad
Director, Communications	Julie Young
Senior Manager, Communications	David Keon
Manager, Communications	Trevor Bjergso
Manager, Communications	Brendon Crossman
Manager, Communications	Jasmine Ghafour
Coordinator, Communications	Josh Bernstein
Coordinator, Event Communications & Player Development	Nicole Buckley
Coordinator, Event Communications & Player Development	Jeff Day
Assistant, Event Communications & Player Development	Gina Morra

OPP	OVERALL							HOME							AWAY						
	GP	W	L	OT	GF	GA	PTS	GP	W	L	OT	GF	GA	PTS	GP	W	L	OT	GF	GA	PTS
ANA	53	24	24	5	127	127	53	26	13	9	4	64	56	30	27	11	15	1	63	71	23
ARI	53	27	21	5	134	126	59	26	13	10	3	69	60	29	27	14	11	2	65	66	28
BOS	16	12	2	2	45	28	26	8	5	1	2	21	15	12	8	7	1	0	24	13	12
BUF	16	9	5	2	47	35	20	8	3	3	2	21	21	8	8	6	2	0	26	14	10
CAR	18	8	6	4	47	47	20	11	6	3	2	35	33	14	7	2	3	2	12	14	4
CGY	80	34	34	12	180	178	80	40	21	12	7	99	84	49	40	13	22	5	81	94	27
CHI	57	32	22	3	150	147	67	29	18	10	1	74	73	37	28	14	12	2	76	74	28
CBJ	50	23	19	8	118	119	54	26	16	6	4	70	55	36	24	7	13	4	48	64	18
COL	84	41	33	10	212	222	92	42	22	15	5	110	111	49	42	19	18	5	102	111	39
DAL	56	22	26	8	142	164	52	27	16	9	2	75	54	34	29	6	17	6	67	110	14
DET	51	15	25	11	119	164	41	25	7	9	9	57	65	23	26	8	16	2	62	99	17
EDM	79	45	24	10	208	172	100	39	24	12	3	110	85	51	40	21	12	7	98	87	45
FLA	17	12	2	3	49	26	27	8	6	0	2	24	10	14	9	6	2	1	25	16	11
LA	53	24	18	11	115	127	59	27	12	8	7	55	61	31	26	12	10	4	60	66	28
MTL	15	6	6	3	38	50	15	7	4	2	1	18	22	9	8	2	4	2	20	28	6
NJ	16	5	6	5	43	47	15	8	4	2	2	27	20	10	8	1	4	3	16	27	5
NSH	57	26	23	8	153	158	60	29	15	10	4	92	85	34	28	11	13	4	61	73	20
NYI	18	11	6	1	55	43	23	9	6	2	1	30	25	13	9	5	4	0	25	18	8
NYR	18	6	11	1	45	55	13	10	4	5	1	28	30	9	8	2	6	0	17	25	4
OTT	15	4	8	3	32	49	11	8	2	4	2	17	27	6	7	2	4	1	15	22	5
PHI	17	6	10	1	28	49	13	7	3	3	1	13	18	7	10	3	7	0	15	31	4
PIT	17	10	6	1	50	40	21	8	4	3	1	22	20	9	9	6	3	0	28	20	12
SJ	53	21	25	7	118	144	49	26	13	9	4	66	65	30	27	8	16	3	52	79	19
STL	56	25	19	12	133	132	62	29	16	7	6	82	61	38	27	9	12	6	51	71	22
TB	18	11	5	2	53	39	24	9	7	2	0	32	20	14	9	4	3	2	21	19	10
TOR	14	6	8	0	30	36	12	6	4	2	0	15	10	8	8	2	6	0	15	26	2
VAN	79	34	31	14	199	208	82	40	21	14	5	115	98	47	39	13	17	9	84	110	33
WAS	16	9	6	1	33	33	19	8	7	1	0	21	13	14	8	2	5	1	12	20	3
WPG	22	12	5	5	58	52	29	11	6	2	3	29	23	15	11	6	3	2	29	29	11



ANAHEIM DUCKS

TEAM INFORMATION

Home Ice (Cap., Built)	Honda Center (17,174, 1993)
Mailing Address	2695 E. Katella Ave. Anaheim, CA 92806
Telephone	714.940.2900
Fax	714.940.2953
Website	anaheimducks.com
Twitter	@AnaheimDucks
Founded	1993-94
Stanley Cup Titles	2007
Colors	Black, Gold, Orange and Silver

DIRECTORY

Owners	Henry & Susan Samuelli
Chief Executive Officer	Michael Schulman
Executive Vice President/General Manager	Bob Murray
Head Coach	Bruce Boudreau
Assistant Coach	Trent Yawney
Assistant Coach	Paul MacLean
Assistant Coach	Scott Niedermayer
Goaltending Consultant	Dwayne Rolson

WILD VS. ANAHEIM DUCKS

2014-15 Wild Record: 0-3-0 (0-2-0 at Xcel Energy Center, 0-1-0 at Anaheim)

All-Time Wild Record: 24-24-5 (13-9-4 at Xcel Energy Center, 11-15-1 at Anaheim)

Date	Opp.	Scoring By Period 1 2 3 OT F	Shots By Period 1 2 3 OT T	Power Plays	Penalties/ Minutes	Game-Winning Goal	Goaltender (Saves-Shots)	Attn.
	MIN	0 1 0 - 1	9 7 12 - 28	0-3	7-25		Kuemper (24-26)	
10/17	ANA	0 0 2 - 2	9 8 9 - 26	0-4	5-13	Perry (1)	Andersen (27-28)	17,306*
	ANA	2 1 2 - 5	7 8 6 - 21	0-4	5-13	Beleskey (3)	Andersen (21-25)	
12/5	MIN	0 3 1 - 4	4 11 10 - 25	2-4	5-13		Kuemper (16-21)	19,044*
	ANA	1 1 0 - 2	7 10 7 - 24	0-3	7-17	Silfverberg (1)	Gibson (32-33)	
3/13	MIN	0 1 0 - 1	16 8 9 - 33	1-5	5-13		Dubnyk (22-24)	19,045*
TOTALS		Scoring By Period 1 2 3 OT F	Shots By Period 1 2 3 OT T	Power Plays (%)	Penalties/ Minutes		Goaltenders (Record, Saves-Shots)	
	ANA	3 2 4 - 9	23 26 22 - 71	0-11 (0.00)	17-43	Andersen (2-0-0, 48-53); Gibson (1-0-0, 32-33)		
	MIN	0 5 1 - 6	29 26 31 - 86	3-12 (25.0)	17-51	Kuemper (0-2-0, 40-47); Dubnyk (0-1-0, 22-24)		

SERIES NOTES

2014-15: Anaheim won the season series 3-0-0...The Ducks claimed a 2-1 win at Honda Center (10/17), a 5-4 victory at Xcel Energy Center (12/5) and a 2-1 win in Saint Paul (3/13)...**LW Zach Parise** led the Wild with three points (2-1=3)...**D Jonas Brodin** (1-1=2), **C Mikael Granlund** (0-2=2) and **C Mikko Koivu** (1-1=2) each collected two points...**G Darcy Kuemper** went 0-2-0 with a 3.93 GAA and a .841 SV% in two starts...**G Niklas Backstrom** stopped all three shots faced in 10:38 of relief in the second meeting...**G Devan Dubnyk** made 22-of-24 saves in the final meeting...**C Ryan Kesler** (2-3=5) led the Ducks with five points...**D James Wisniewski** (1-2=3) and **RW Jakob Silfverberg** (2-1=3) each notched three points...**G Frederik Andersen** went 2-0-0 with a 2.50 GAA and a .906 SV% in two starts...**G John Gibson** stopped 32 shots in the third contest.

WILD LEADERS: Koivu leads the Wild with 25 points (9-16=25) in 33 contests against the Ducks...**D Ryan Suter** has 17 points (2-15=17) in 35 matches...**RW Jason Pominville** owns 13 points (4-9=13) in 14 games...Parise has 13 points (7-6=13) in 15 games.

WILD GOALIES: Backstrom is 8-7-1 with a 2.50 GAA, .913 SV% and one shutout in 16 career starts vs. Anaheim...Dubnyk is 3-4-1 with a 2.44 GAA and a .919 SV% in nine games (eight starts)...Kuemper is 1-3-0 with a 3.20 GAA and a .887 SV% in four starts.

DUCKS LEADERS: Kesler owns 34 points (24-10=34) in 53 contests against Minnesota...**RW Corey Perry** has 32 points (17-15=32) in 35 games...**C Ryan Getzlaf** owns 32 points (8-24=32) in 35 contests...**C Shawn Horcoff** owns 31 points (12-19=31) in 66 games against Minnesota.

DUCKS GOALIES: Andersen is 2-0-0 with a 2.50 GAA and a .906 SV% in two career starts...**G Anton Khudobin** is 0-2-0 with a 4.05 GAA and a .810 SV% in two career starts...Gibson earned the win in his first career start against the Wild, making 32-of-33 saves (3/13/15).

CONNECTIONS: Wild General Manager **Chuck Fletcher** worked for the Ducks from 2002-06, serving as Director of Hockey Operations, Assistant General Manager and Vice President of Amateur Scouting and Player Development...Assistant General Manager **Brent Flahr** served as an Amateur Scout for the Ducks from 2003-07...**C Ryan Carter** collected 29 points (12-17=29) and 141 PIM in 138 games in parts of four seasons with the Ducks (2007-11)...**D Clayton Stoner** was drafted by Minnesota in the third round of the 2004 NHL Entry Draft (79th overall) and tallied 31 points (4-27=31) and 296 PIM in 227 games over five seasons with the Wild (2009-14)...**Khudobin** was selected by Minnesota in the seventh-round (206th overall) of the 2004 NHL Entry Draft and appeared in six games with the Wild (2009-11)...**RW Chris Stewart** skated in 20 games with Minnesota after being acquired on March 3, totaling 11 points (8-3=11) and 25 penalty minutes (2014-15)...**RW Tim Jackman** played at Park Center High School and spent two seasons at Minnesota State University, Mankato (2000-02).

FAST FACTS: After winning five consecutive home games against the Ducks (2/4/09-2/18/11), Minnesota has suffered six straight one-goal losses at Xcel Energy Center against Anaheim (0-5-1, 10/27/13-3/13/15)...The Wild is 1-8-1 in its last 10 meetings against the Ducks after going 9-4-0 in the previous 13 contests.

2015-2016 MATCHUPS

Sun.	10/18	Honda Center 7:00 P.M.	Wed.	1/20	Honda Center 9:30 P.M.
Sat.	10/24	Xcel Energy Center 5:00 P.M.			



ARIZONA COYOTES

TEAM INFORMATION

Home Ice (Cap., Built)	Gila River Arena (17,125, 2003)
Mailing Address	9400 W. Maryland Avenue Glendale, AZ 85305
Telephone	623.772.3200
Fax	623.872.2000
Website	arizonacoyotes.com
Twitter	@ArizonaCoyotes
Founded	1979-80 (Relocated from Winnipeg in 1996)
Stanley Cup Titles	None
Colors	Black, Brick Red and Desert Sand

DIRECTORY

Owner, Chairman and Governor	Andrew Barroway
Co-Owner/President/CEO/Alt. Gov.	Anthony LeBlanc
Co-Owner/Chairman/Governor	George Gosbee
EVP & General Manager	Don Maloney
Head Coach	Dave Tippett
Associate Coach	Jim Playfair
Assistant Coach	Newell Brown
Assistant Coach	John Slaney
Goaltending Coaches	Jon Elkin, Corey Schwab

WILD VS. ARIZONA COYOTES

2014-15 Wild Record: 3-0-0 (2-0-0 at Xcel Energy Center, 1-0-0 at Arizona)

All-Time Wild Record: 27-21-5 (13-10-3 at Xcel Energy Center, 14-11-2 at Arizona)

Date	Opp.	Scoring By Period 1 2 3 OT F	Shots By Period 1 2 3 OT T	Power Plays	Penalties/ Minutes	Game-Winning Goal	Goaltender (Saves-Shots)	Attn.
	ARI	0 0 0 - 0	9 8 9 - 26	0-2	3-6		Smith (27-29)	
10/23	MIN	0 2 0 - 2	12 10 7 - 29	0-3	2-4	Coyle (2)	Kuemper (26-26)	18,554*
	MIN	1 1 1 0 4	10 11 11 3 35	2-3	4-8		Backstrom (27-30)	
12/13	ARI	1 2 0 0 3	7 13 8 2 30	1-3	4-8		Dubnyk (32-35)	13,975
	ARI	0 1 0 - 1	8 7 11 - 26	1-2	5-10		Smith (30-32)	
1/17	MIN	1 1 1 - 3	15 13 5 - 33	0-3	4-8	Zucker (2)	Dubnyk (25-26)	19,111*
TOTALS		Scoring By Period 1 2 3 OT F	Shots By Period 1 2 3 OT T	Power Plays (%)	Penalties/ Minutes		Goaltenders (Record, Saves-Shots)	
	ARI	1 3 0 0 4	24 28 28 2 82	2-7 (28.6)	12-24	Smith (0-2-0, 57-61); Dubnyk (0-0-1, 32-35)		
	MIN	2 4 2 0 8	37 34 23 3 97	2-9 (22.2)	10-20	Kuemper (1-0-0, 26-26); Backstrom (1-0-0, 27-30); Dubnyk (1-0-0, 25-26)		

SERIES NOTES

2014-15: Minnesota won the season series 3-0-0...The Wild won both meetings at Xcel Energy Center, 2-0 (10/23) and 3-1 (1/17) and claimed a 4-3 shootout win at Gila River Arena (12/13)...**RW Jason Pominville** (1-2=3) and **LW Zach Parise** (2-1=3) led the Wild with three points each...**C Charlie Coyle** (2-0=2) and **LW Jason Zucker** (2-0=2) netted two goals each...**G Darcy Kuemper** earned his third shutout of the season stopping all 26 shots faced in the first contest...**G Niklas Backstrom** made 27 saves through overtime and two-of-three shootout attempts in the second contest...**G Devan Dubnyk** stopped 25-of-26 in the third contest...**C Antoine Vermette** led the Coyotes with three points (2-1=3)...**LW Mikkel Boedker** (0-2=2) and **D Oliver Ekman-Larsson** (1-1=2) notched two points each...**G Mike Smith** went 0-2-0 with a 2.03 GAA and a .934 SV% in two starts...Dubnyk stopped 32 shots through overtime in the second match.

WILD LEADERS: C Mikko Koivu leads Minnesota with 26 points (6-20=26) in 31 games against Arizona...Parise has 12 points (8-4=12) in 12 career matches...Pominville has 10 points (5-5=10) in 14 games...**LW Thomas Vanek** has 10 points (2-8=10) in 13 contests.

WILD GOALIES: Backstrom is 15-10-0 with a 2.16 GAA, .930 SV% and three shutouts in 25 career starts against the Coyotes...Dubnyk is 3-6-2 with a 3.06 GAA and .904 SV% in 12 games (11 starts)...Kuemper made all 26 saves to earn a shutout in his first career action (10/23/14).

COYOTES LEADERS: RW Shane Doan has 36 points (12-24=36) in 51 games against Minnesota...Vermette (7-7=14) and C Brad Richardson (7-7=14) each own 14 points in 29 contests.

COYOTES GOALIES: Smith is 4-8-1 with a 2.11 GAA, a .916 SV% and two shutouts in 13 games (11 starts) against the Wild...G Anders Lindback is 1-0-0 with a 1.71 GAA and a .925 SV% in two games (one start).

CONNECTIONS: Dubnyk went 9-5-2 with a 2.72 GAA, .916 SV% and one shutout in 19 games (16 starts) with Arizona during the 2014-15 season before being acquired by the Wild on Jan. 14, 2015...Coyotes Head Coach **Dave Tippett** was assisted by Wild Assistant Coach **Rick Wilson** in Dallas, while also coaching Assistant Coach **Darryl Sydor**...**LW John Scott** appeared in 71 games with Minnesota (2008-10)...**D Zbynek Michalek** made his NHL debut with Minnesota skating in 22 games during the 2003-04 season.

FAST FACTS: Minnesota is 4-6-0 in the last 10 games played against Arizona at Xcel Energy Center following a seven game winning streak (1/24/06-1/13/09)...The Wild is 7-2-0 in the last nine meetings at Arizona.

2015-2016 MATCHUPS

Thur.	10/15	Gila River Arena 9:00 P.M.	Mon.	1/25	Xcel Energy Center 7:30 P.M.
Fri.	12/11	Gila River Arena 8:00 P.M.			



BOSTON BRUINS

TEAM INFORMATION

Home Ice (Cap., Built)	TD Garden (17,565, 1995)
Mailing Address	100 Legends Way Boston, MA 02114
Telephone	617.624.2327
Fax	617.523.7184
Website	bostonbruins.com
Twitter	@NHLBruins
Founded	1924-25
Stanley Cup Titles	6; 1929, 1939, 1941, 1970, 1972, 2011
Colors	Gold, Black and White

DIRECTORY

Owner and Governor	Jeremy Jacobs
President & Alternate Governor	Cam Neely
GM & Alternate Governor	Don Sweeney
Head Coach	Claude Julien
Assistant Coach	Doug Houda
Assistant Coach	Doug Jarvis
Assistant Coach	Joe Sacco
Goaltending Coach	Bob Essensa

WILD VS. BOSTON BRUINS

2014-15 Wild Record: 1-0-1 (0-0-1 at Xcel Energy Center, 1-0-0 at Boston)

All-Time Wild Record: 12-2-2 (5-1-2 at Xcel Energy Center, 7-1-0 at Boston)

Date	Opp.	Scoring By Period 1 2 3 OT F	Shots By Period 1 2 3 OT T	Power Plays	Penalties/ Minutes	Game-Winning Goal	Goaltender (Saves-Shots)	Attn.
10/28	MIN	1 0 3 - 4	13 11 18 - 42	0-2	3-6	Scandella (1)	Backstrom (25-28)	
	BOS	1 2 0 - 3	10 10 8 - 28	1-2	3-6		Rask (38-42)	17,565*
12/17	BOS	2 0 0 1 3	9 5 7 4 25	0-2	3-9	Eriksson (1)	Svedberg (35-37)	
	MIN	1 0 1 0 2	8 20 9 0 37	0-2	3-9		Backstrom (22-25)	18,841*
TOTALS		Scoring By Period 1 2 3 OT F	Shots By Period 1 2 3 OT T	Power Plays (%)	Penalties/ Minutes	Goaltenders (Record, Saves-Shots)		
	BOS	3 2 0 1 6	19 15 15 4 53	1-4 (25.0)	6-15	Rask (0-1-0, 38-42); Svedberg (1-0-0, 35-37)		
	MIN	2 0 4 0 6	21 31 27 0 79	0-4 (0.00)	6-15	Backstrom (1-0-1, 47-53)		

SERIES NOTES

2014-15: Minnesota went 1-0-1 in two games against Boston...The Wild won the first meeting, 4-3, at TD Garden (10/28) and suffered a 3-2 overtime loss at Xcel Energy Center (12/17)...Sixteen different Wild skaters tallied a point in the two games...D **Marco Scandella**, LW **Zach Parise**, RW **Justin Fontaine**, RW **Nino Niederreiter**, RW **Jason Pominville** and C **Kyle Brodziak** each tallied a goal for Minnesota...G **Niklas Backstrom** went 1-0-1 with a 2.95 GAA and a .887 SV% in two games...C **Seth Griffith** led the Bruins with three points (2-1=3)...RW **Loui Eriksson** (1-1=2), LW **Milan Lucic** (1-1=2), C **Carl Soderberg** (1-1=2) and D **Zach Trotman** (0-2=2) tallied two points apiece...G **Tuukka Rask** made 38 saves in the first meeting...G **Niklas Svedberg** stopped 35-of-37 shots through overtime in the second meeting.

WILD LEADERS: LW **Thomas Vanek** leads the Wild with 63 points (30-33=63) in 57 games against the Bruins – his most points versus any NHL team...Pominville has 45 points (19-26=45) in 53 matches...Parise has 19 points (8-11=19) in 29 games.

WILD GOALIES: Backstrom is 5-0-2 with a 1.55 GAA, a .948 SV% and two shutouts in seven starts against the Bruins...G **Devan Dubnyk** is 0-4-0 with a 5.56 GAA and a .855 SV% in four career starts...G **Darcy Kuemper** is 0-1-0 with a 3.05 GAA and a .893 SV% in one career start.

BRUINS LEADERS: Eriksson owns 29 points (10-19=29) in 31 contests against the Wild...C **Chris Kelly** has nine points (3-6=9) in 10 games...C **Patrice Bergeron** owns seven points (3-4=7) in 10 matches.

BRUINS GOALIES: Rask is 2-2-1 with a 2.14 GAA and a .932 SV% in five starts vs. Minnesota...G **Zane McIntyre**, G **Jeremy Smith** and G **Malcolm Subban** have not faced the Wild.

CONNECTIONS: RW **Charlie Coyle** is a native of East Weymouth, Mass., and played at Boston University (2010-12)...D **Christian Folin** played two seasons at UMass Lowell (2012-14)...D **Chris Casto** hails from Stillwater and played two seasons at University of Minnesota-Duluth (2011-13).

FAST FACTS: Minnesota tallied 42 shots in the first meeting last season (10/28), becoming just the sixth team to post 40-plus shots at TD Garden since 2011-12...The Bruins are 3-for-45 (6.7%) against Minnesota on the power play while the Wild is 17-for-63 (27.0%) with the man advantage against Boston in the lifetime series.

2015-2016 MATCHUPS

Thur.	11/19	TD Garden	6:00 P.M.	Sat.	2/13	Xcel Energy Center	1:00 P.M.
-------	-------	-----------	-----------	------	------	--------------------	-----------

BUFFALO SABRES



TEAM INFORMATION

Home Ice (Cap., Built)	First Niagara Center (19,070, 1996)
Mailing Address	One Seymour H. Knox III Plaza, Buffalo, NY 14203
Telephone	716.855.4100
Fax	716.855.4122
Website	sabres.com
Twitter	@BuffaloSabres
Founded	1970-71
Stanley Cup Titles	None
Colors	Navy, Blue, Gold and Silver

DIRECTORY

Owner	Terrence Pegula
General Manager	Tim Murray
Head Coach	Dan Bylsma
Assistant Coach	Terry Murray
Assistant Coach	Dave Barr
Assistant Coach	Dan Lambert
Goaltending Coach	Andrew Allen

WILD VS. BUFFALO SABRES

2014-15 Wild Record: 2-0-0 (1-0-0 at Xcel Energy Center, 1-0-0 at Buffalo)

All-Time Wild Record: 9-5-2 (3-3-2 at Xcel Energy Center, 6-2-0 at Buffalo)

Date	Opp.	Scoring By Period 1 2 3 OT F	Shots By Period 1 2 3 OT T	Power Plays	Penalties/ Minutes	Game-Winning Goal	Goaltender (Saves-Shots)	Attn.
11/13	BUF	2 0 1 - 3	5 15 8 - 28	0-2	4-8		Enroth (33-38)	
	MIN	4 1 1 - 6	20 11 8 - 39	2-4	2-4	Niederreiter (1)	Kuemper (0-2); BACKSTROM (25-26)	18,925*
1/15	MIN	2 3 2 - 7	15 12 10 - 37	2-6	4-11	Parise (1)	Dubnyk (18-18)	
	BUF	0 0 0 - 0	3 10 5 - 18	0-3	7-17		Enroth (30-37)	18,963
TOTALS		Scoring By Period 1 2 3 OT F	Shots By Period 1 2 3 OT T	Power Plays (%)	Penalties/ Minutes	Goaltenders (Record, Saves-Shots)		
	BUF	2 0 1 - 3	8 25 13 - 46	0-5 (0.00)	11-25	Enroth (0-2-0, 63-75)		
	MIN	6 4 3 - 13	35 23 18 - 76	4-10 (40.0)	6-15	Kuemper (0-0-0, 0-2); Backstrom (1-0-0, 25-26); Dubnyk (1-0-0, 18-18)		

SERIES NOTES

2014-15: Minnesota won the season series 2-0-0...The Wild earned a 6-3 victory at Xcel Energy Center (11/13) and a 7-0 win at First Niagara Center (1/15)...C **Kyle Brodziak** (2-2=4) and RW **Jason Pominville** (0-4=4) led Minnesota with four points each...RW **Nino Niederreiter** recorded his first NHL career hat trick in the first contest...C **Mikko Koivu** (0-3=3) and C **Ryan Carter** (1-2=3) tallied three points apiece...G **Darcy Kuemper** started the first match, allowing two goals on two shots before being replaced by G **Niklas Backstrom** who made 25 saves in relief...G **Devan Dubnyk** made his Wild debut in the second match, stopping all 18 shots faced...C **Zemgus Girgensons** (1-1=2) led the Sabres with two points...C **Torrey Mitchell** and D **Rasmus Ristolainen** each tallied a goal in the first meeting...G **Jhonas Enroth** went 0-2-0 with a 6.00 GAA and a .840 SV% in two starts.

WILD LEADERS: LW **Zach Parise** leads Minnesota with 19 points (9-10=19) in 28 games against Buffalo...Koivu has eight points (1-7=8) in nine games...Pominville owns six points (2-4=6) in four games.

WILD GOALIES: Backstrom is 2-0-1 with a 2.07 GAA and a .914 SV% in three games (two starts) against the Sabres...Dubnyk earned the win in his first career action against Buffalo with a 18-save shutout victory (1/15)...Kuemper played 6:24 in his sole action, allowing two goals on two shots (11/13).

SABRES LEADERS: RW **Brian Gionta** has eight points (5-3=8) in 10 games against Minnesota...LW **Evander Kane** owns eight points (5-3=8) in 11 contests...Girgensons has three points (1-2=3) in four matches.

SABRES GOALIES: G **Chad Johnson** is 0-1-0 with a 5.09 GAA and a .833 SV% in one career start vs. the Wild...G **Robin Lehner** stopped all 27 shots faced to earn a shutout victory in his sole game against Minnesota (1/14/14).

CONNECTIONS: Pominville was selected by Buffalo in the second-round (No. 55 overall) of the 2001 NHL Entry Draft and collected 456 points (185-271=456) in 578 contests with Buffalo before being acquired by the Wild (4/3/13)...LW **Thomas Vanek** was selected by the Sabres in the first round (fifth overall) of the 2003 NHL Entry Draft and netted 497 points (254-243=497) in 598 games...LW **Matt Moulson** tallied 13 points (6-7=13) in 20 games with the Wild (2013-14)...C **Cody McCormick** earned a goal and an assist in 14 games with Minnesota (2013-14)...LW **Johan Larsson** was drafted by Minnesota in the second round (56th overall) of the 2010 NHL Entry Draft, skating in one game with the Wild (2/17/13 vs. DET) before being acquired by the Sabres (4/3/13).

FAST FACTS: Dubnyk became the first goalie in franchise history to earn a shutout victory in his Wild debut (1/15)...Minnesota's seven-goal shutout win on Jan. 15 is the largest margin of victory in franchise history...The Wild is 6-1-2 in its last nine games against the Sabres, outscoring Buffalo 33-18 in those games.

2015-2016 MATCHUPS

Tue.	1/12	Xcel Energy Center	7:00 P.M.	Sat.	3/5	First Niagara Center	12:00 P.M.
------	------	--------------------	-----------	------	-----	----------------------	------------



CALGARY FLAMES

TEAM INFORMATION

Home Ice (Cap., Built).....Scotiabank Saddledome (19,289, 1983)
Mailing Address.....555 Saddledome Rise SE
 Calgary, Alberta T2P 3B9
Telephone.....403.777.4636
Fax.....403.777.2171
Website.....calgaryflames.com
Twitter.....@NHLFlames
Founded.....1972-73 (Relocated from Atlanta in 1980)
Stanley Cup Titles.....1989
Colors.....Red, White, Black and Gold

DIRECTORY

Chairman.....N. Murray Edwards
President & CEO.....Ken King
President of Hockey Operations.....Brian Burke
General Manager.....Brad Treliving
Head Coach.....Bob Hartley
Associate Coach.....Jacques Cloutier
Assistant Coach.....Martin Gelin
Goaltending Coach.....Jordan Sigault

WILD VS. CALGARY FLAMES

2014-15 Wild Record: 3-0-0 (1-0-0 at Xcel Energy Center, 2-0-0 at Calgary)
All-Time Wild Record: 34-34-12 (21-12-7 at Xcel Energy Center, 13-22-5 at Calgary)

Date	Opp.	Scoring By Period					Shots By Period					Power Plays	Penalties/Minutes	Game-Winning Goal	Goaltender (Saves-Shots)	Attn.
		1	2	3	OT	F	1	2	3	OT	T					
	MIN	1	0	0	—	1	14	10	8	—	32	0-1	1-2	Parise (2)	Dubnyk (30-30)	
1/29	CGY	0	0	0	—	0	8	14	8	—	30	0-1	1-2		Hiller (31-32)	19,289*
	MIN	2	0	0	1	3	11	7	10	1	29	0-1	3-6	Koivu (2)	Dubnyk (35-37)	
2/18	CGY	1	0	1	0	2	9	14	12	2	37	0-3	1-2		Hiller (26-29)	19,277
	CGY	1	0	1	—	2	6	9	10	—	25	0-2	1-2		RAMO (31-35); Hiller (1-1)	
3/27	MIN	1	0	3	—	4	13	15	8	—	36	1-1	2-4	Koivu (3)	Dubnyk (23-25)	19,040*
TOTALS		1	2	3	OT	F	1	2	3	OT	T	Power Plays (%)	Penalties/Minutes	Goaltenders (Record, Saves-Shots)		
	CGY	2	0	2	0	4	23	37	30	2	92	0-6 (0.00)	3-6	Hiller (0-2-0, 58-62); Ramo (0-1-0, 31-35)		
	MIN	4	0	3	1	8	38	32	26	1	97	1-3 (33.3)	6-12	Dubnyk (3-0-0, 88-92)		

SERIES NOTES

2014-15: Minnesota swept the season series winning both matches at Scotiabank Saddledome with a 1-0 shutout victory (1/29) and a 3-2 overtime win (2/18) and earned a 4-2 win at Xcel Energy Center (3/27)...C **Charlie Coyle** (0-3=3) and LW **Thomas Vanek** (1-2=3) led the Wild with three points each...LW **Sean Bergenheim** (1-1=2), D **Jonas Brodin** (0-2=2), D **Matt Dumba** (2-0=2), RW **Justin Fontaine** (1-1=2), C **Mikko Koivu** (2-0=2), LW **Zach Parise** (2-0=2) and RW **Chris Stewart** (1-1=2) netted two points apiece...G **Devan Dubnyk** went 3-0-0 with a 1.32 GAA, a .957 SV% and one shutout in three starts with the Wild...D **Dennis Wideman** led the Flames with two assists...C **Lance Bouma**, C **Jiri Hudler**, C **Markus Granlund** and C **Josh Jooris** each netted a goal...G **Jonas Hiller** went 0-1-1 with a 1.89 GAA and a .935 SV% in three games (two starts)...G **Karri Ramo** started the final meeting stopping 31-of-35 shots.

WILD LEADERS: Koivu leads the Wild with 28 points (11-17=28) in 53 games vs. Calgary...Parise has 15 points (10-5=15) in 15 games...D **Ryan Suter** owns 14 points (3-11=14) in 39 matches.

WILD GOALIES: G **Niklas Backstrom** is 16-11-5 with a 1.92 GAA, a .930 SV% and five shutouts in 36 career games (35 starts) vs. the Flames...Dubnyk is 9-5-3 with a 2.23 GAA, .922 SV% and two shutouts in 18 games (17 starts)...G **Darcy Kuemper** is 1-0-1 with a 2.95 GAA and a .891 SV% in two starts.

FLAMES LEADERS: LW **Mason Raymond** leads the Flames with 17 points (9-8=17) in 31 matches against Minnesota...D **Mark Giordano** has 14 points (6-8=14) in 33 games...Hudler has 12 points (9-3=12) in 30 contests...C **Matt Stajan** owns 12 points (4-8=12) in 28 contests.

FLAMES GOALIES: Hiller is 11-6-2 with a 2.33 GAA, a .917 SV% and one shutout in 22 games (19 starts) vs. Minnesota...Ramo is 0-1-0 with a 3.46 GAA and a .902 SV% in two career starts.

CONNECTIONS: Raymond played two seasons at the University of Minnesota Duluth (2005-07)...C **Markus Granlund** is the younger brother of Wild C **Mikael Granlund**.

FAST FACTS: Minnesota is 5-1-0 in its last six games against Calgary played in Saint Paul...The Wild is 10-4-1 in its last 15 games at the Saddledome after starting 3-18-4.

2015-2016 MATCHUPS

Wed.	2/17	Scotiabank Saddledome	9:00 P.M.	Sat.	4/9	Xcel Energy Center	6:00 P.M.
Thur.	3/24	Xcel Energy Center	7:00 P.M.				

CAROLINA HURRICANES



TEAM INFORMATION

Home Ice (Cap., Built).....PNC Arena (18,680, 1999)
Mailing Address.....1400 Edwards Mill Road
 Raleigh, NC 27607
Telephone.....919.467.7825
Fax.....919.462.0123
Website.....carolinahurricanes.com
Twitter.....@NHLCanes
Founded.....1979-80 (Relocated from Hartford in 1997)
Stanley Cup Titles.....2006
Colors.....Red, White, Black and Silver

DIRECTORY

CEO/Owner/Governor.....Peter Karmanos, Jr.
EVP & General Manager.....Ron Francis
Head Coach.....Bill Peters
Assistant Coach.....Rob Brind'Amour
Assistant Coach.....Steve Smith
Goaltending Coach.....David Marcoux

WILD VS. CAROLINA HURRICANES

2014-15 Wild Record: 2-0-0 (1-0-0 at Xcel Energy Center, 1-0-0 at Carolina)
All-Time Wild Record: 8-6-4 (6-3-2 at Xcel Energy Center, 2-3-2 at Carolina)

Date	Opp.	Scoring By Period					Shots By Period					Power Plays	Penalties/Minutes	Game-Winning Goal	Goaltender (Saves-Shots)	Attn.
		1	2	3	OT	F	1	2	3	OT	T					
	CAR	1	2	0	—	3	7	13	7	—	27	0-3	3-6		Khudobin (18-23)	
2/14	MIN	3	1	2	—	6	13	4	7	—	24	0-2	3-8	Prosser (1)	Dubnyk (24-27)	19,220*
	MIN	1	0	2	—	3	8	4	7	—	19	0-2	2-4	Granlund (2)	Dubnyk (37-38)	
3/6	CAR	0	1	0	—	1	5	16	17	—	38	0-2	2-4		Khudobin (16-19)	10,857
TOTALS		1	2	3	OT	F	1	2	3	OT	T	Power Plays (%)	Penalties/Minutes	Goaltenders (Record, Saves-Shots)		
	CAR	1	3	0	—	4	12	29	24	—	65	0-5 (0.00)	5-10	Khudobin (0-2-0, 34-42)		
	MIN	4	1	4	—	9	21	8	14	—	43	0-4 (0.00)	5-12	Dubnyk (2-0-0, 61-65)		

SERIES NOTES

2014-15: Minnesota won both meetings with a 6-3 victory at Xcel Energy Center (2/14) and a 3-1 win at PNC Arena (3/6)...C **Mikael Granlund** led the Wild with four points (1-3=4)...LW **Zach Parise** (2-1=3) and LW **Thomas Vanek** (2-1=3) recorded three points apiece...RW **Justin Fontaine**, RW **Jason Pominville** and D **Jared Spurgeon** tallied two assists each...G **Devan Dubnyk** went 2-0-0 with a 2.00 GAA and a .938 SV% in two starts...D **Justin Faulk** (0-2=2), C **Jay McClement** (0-2=2) and LW **Jeff Skinner** (1-1=2) led the Hurricanes with two points apiece...C **Elias Lindholm**, C **Andrej Nestrasil** and C **Riley Nash** each tallied a goal...G **Anton Khudobin** went 0-2-0 with a 4.05 GAA and a .810 SV% in two games.

WILD LEADERS: Vanek leads Minnesota with 35 points (15-20=35) in 32 matches against Carolina...Pominville has 28 points (14-14=28) in 34 games...Parise has 25 points (16-9=25) in 28 contests...C **Mikko Koivu** owns nine points (1-8=9) in 11 games.

WILD GOALIES: G **Niklas Backstrom** is 3-1-2 with a 2.62 GAA and a .913 SV% in seven games (six starts) vs. the Hurricanes...Dubnyk is 3-1-0 with a 3.29 GAA and a .900 SV% in five games (four starts)...G **Darcy Kuemper** has not faced Carolina.

HURRICANES LEADERS: D **John-Michel Liles** leads Carolina with 16 points (6-10=16) in 48 matches against Minnesota...McClement owns 12 points (5-7=12) in 33 contests...C **Eric Staal** has six points (1-5=6) in 12 games...D **James Wisniewski** owns 13 points (3-10=13) in 26 contests.

HURRICANES GOALIES: G **Cam Ward** is 3-0-1 with a 2.76 GAA and a .915 SV% in six starts vs. the Wild...G **Eddie Lack** is 2-0-1 with a 1.39 GAA and a .944 SV% in four games (three starts).

CONNECTIONS: C **Ryan Carter** skated in 32 games with Carolina during the 2010-11 season...D **Justin Faulk** is a native of South St. Paul.

FAST FACTS: Minnesota has earned points in eight of its last 10 games against Carolina (6-2-2)...The Wild snapped a five-game losing streak to earn its first win at PNC Arena with a 3-2 shootout victory (11/9/13).

2015-2016 MATCHUPS

Thur.	11/12	PNC Arena	6:00 P.M.	Sat.	3/19	Xcel Energy Center	1:00 P.M.
-------	-------	-----------	-----------	------	------	--------------------	-----------



CHICAGO BLACKHAWKS

TEAM INFORMATION

Home Ice (Cap., Built)..... United Center (19,717, 1994)
Mailing Address..... 1901 W. Madison Street
 Chicago, IL 60612
Telephone..... 312.455.7000
Fax..... 312.455.7042
Website..... chicagoblackhawks.com
Twitter..... @NHLBlackhawks
Founded..... 1926-27
Stanley Cup Titles..... 6; 1934, 1938, 1961, 2010, 2013, 2015
Colors..... Red, White and Black

DIRECTORY

Chairman..... W. Rockwell "Rocky" Wirtz
President/CEO..... John F. McDonough
General Manager..... Stan Bowman
Head Coach..... Joel Quenneville
Assistant Coach..... Mike Kitchen
Assistant Coach..... Kevin Dineen
Goaltending Coach..... Jimmy Waite

WILD VS. CHICAGO BLACKHAWKS

2014-15 Wild Record: 2-3-0 (1-1-0 at Xcel Energy Center, 1-2-0 at Chicago)

All-Time Wild Record: 32-22-3 (18-10-1 at Xcel Energy Center, 14-12-2 at Chicago)

Date	Opp.	Scoring By Period				Shots By Period				Power Plays	Penalties/Minutes	Game-Winning Goal	Goaltender (Saves-Shots)	Attn.
		1	2	3	OT F	1	2	3	OT T					
	MIN	1	0	2	-	3	9	8	12	-	29	0-3	3-6	
12/16	CHI	0	3	2	-	5	9	21	9	-	39	1-3	3-6	Kane (5)
	CHI	2	0	2	-	4	10	5	5	-	20	1-3	5-10	Bickell (2)
1/8	MIN	0	1	1	-	2	7	19	18	-	44	1-5	2-7	Backstrom (16-19)
	MIN	0	0	1	-	1	14	12	11	-	37	0-2	2-4	Backstrom (31-35)
1/11	CHI	2	2	0	-	4	13	14	8	-	35	0-2	2-4	Crawford (36-37)
	CHI	0	0	0	-	0	9	5	10	-	24	0-2	4-8	Crawford (40-43)
2/3	MIN	2	1	0	-	3	11	24	8	-	43	0-3	3-6	Koivu (1)
	MIN	0	0	2	-	2	6	9	15	-	30	0-1	1-2	Dubnyk (32-33)
4/7	CHI	0	0	1	-	1	8	15	10	-	33	0-1	1-2	Crawford (28-30)
	CHI	0	0	1	-	1	8	15	10	-	33	0-1	1-2	Crawford (28-30)
TOTALS		1	2	3	OT F	1	2	3	OT T	1	2	3	OT T	Attn.
	CHI	4	5	5	-	14	49	60	42	-	151	2-11 (18.2)	15-30	Raanta (1-0-0, 26-29); Crawford (2-2-0, 146-154)
	MIN	3	2	6	-	11	47	72	64	-	183	1-14 (7.1)	11-25	Backstrom (0-3-0, 81-92); Dubnyk (2-0-0, 56-57)

SERIES NOTES

2014-15: The Wild went 2-3-0 against the Blackhawks...Minnesota lost 5-3 (12/16) and 4-1 (1/11) at United Center before winning 2-1 (4/7)...The Wild lost 4-2 (1/8) and won 3-0 (2/3) at Xcel Energy Center...**C Mikko Koivu** led the Wild with four points (1-3=4)...**C Mikael Granlund** (2-1=3), **RW Jason Pominville** (1-2=3) and **LW Jason Zucker** (3-0=3) notched three points each...**G Niklas Backstrom** went 0-3-0 with a 3.71 GAA and a .880 SV% in three starts...**G Devan Dubnyk** went 2-0-0 with a 0.50 GAA, a .982 SV% and one shutout in two starts...**RW Patrick Kane** led Chicago with eight points (2-6=8) in four games...**C Jonathan Toews** had six points (1-5=6)...**C Brad Richards** (1-4=5) and **LW Bryan Bickell** (4-1=5) tallied five points apiece...**G Antti Raanta** made 26 saves in the first match...**G Corey Crawford** went 2-2-0 with a 2.02 GAA and a .948 SV% in four starts.

WILD LEADERS: **D Ryan Suter** leads the Wild with 30 points (4-26=30) in 57 games vs. Chicago, his highest point total against any team...Koivu has 27 points (5-22=27) in 38 matches...Pominville has 12 points (8-4=12) in 17 contests...**LW Thomas Vanek** has nine points (4-5=9) in 15 games.

WILD GOALIES: Backstrom is 6-12-1 with a 2.96 GAA, a .908 SV% and one shutout in 19 starts (20 games) against the Blackhawks...Dubnyk is 4-6-0 with a 3.54 GAA, a .902 SV% and one shutout in 12 games (11 starts)...**G Darcy Kuemper** is 1-0-0 with a 1.22 GAA and a .959 SV% in two contests (one start).

BLACKHAWKS LEADERS: Kane has 27 points (11-16=27) in 31 contests...Toews owns 25 points (7-18=25) in 27 contests...**RW Marian Hossa** has 25 points (13-12=25) in 32 games...**D Duncan Keith** owns 16 points (5-11=16) in 37 games.

BLACKHAWKS GOALIES: Crawford is 7-5-2 with a 2.28 GAA and a .921 SV% in 15 games (14 starts) against Minnesota...**G Scott Darling** has not faced the Wild.

CONNECTIONS: Wild Goaltending Coach **Bob Mason** appeared in 41 games for Chicago in 1987-88.

FAST FACTS: Minnesota is 8-6-1 in its last 15 games against Chicago with eight of the contests being decided by one goal and four going to a shootout. Minnesota will play Chicago at TCF Bank Stadium on the University of Minnesota campus on Sunday, Feb. 21 as part of the 2016 Coors Light NHL Stadium Series. The game will be broadcast live on NBC as part of a *Hockey Day in America* triple-header on NBC and NBCSN. The game marks the first time the Wild will participate in a regular-season outdoor NHL game and the first time a professional hockey game has been played outdoors in Minnesota. A special game featuring alumni from the Wild, Blackhawks and Minnesota North Stars will take place at TCF Bank Stadium on Saturday, Feb. 20.

2015-2016 MATCHUPS

Fri.	10/30	Xcel Energy Center	7:00 P.M.	Sun.	3/20	United Center	7:30 P.M.
Tue.	12/1	United Center	7:00 P.M.	Tue.	3/29	Xcel Energy Center	7:00 P.M.
Sun.	2/21	TCF Bank Stadium	2:30 P.M.				

COLORADO AVALANCHE



TEAM INFORMATION

Home Ice (Cap., Built)..... Pepsi Center (18,007, 1999)
Mailing Address..... 1000 Chopper Circle
 Denver, CO 80204
Telephone..... 303.405.1100
Fax..... 303.893.0614
Website..... coloradoavalanche.com
Twitter..... @Avalanche
Founded..... 1979-80 (Relocated from Quebec in 1995)
Stanley Cup Titles..... 2; 1996, 2001
Colors..... Burgundy, Silver, Blue and Black

DIRECTORY

Owner..... E. Stanley Kroenke
President & Governor..... Josh Kroenke
EVP of Hockey Ops/General Manager/Alt. Governor..... Joe Sakic
Sr. VP of Business & Team Ops/Alt. Governor..... Greg Sherman
Head Coach..... Patrick Roy
Assistant Coach..... Tim Army
Assistant Coach..... Dave Farrish
Goaltending Consultant..... Francois Allaire

WILD VS. COLORADO AVALANCHE

2014-15 Wild Record: 4-1-0 (2-1-0 at Xcel Energy Center, 2-0-0 at Colorado)

All-Time Wild Record: 41-33-10 (22-15-5 at Xcel Energy Center, 19-18-5 at Colorado)

Date	Opp.	Scoring By Period				Shots By Period				Power Plays	Penalties/Minutes	Game-Winning Goal	Goaltender (Saves-Shots)	Attn.
		1	2	3	OT F	1	2	3	OT T					
	COL	0	0	0	-	0	5	8	3	-	16	0-4	4-8	VARLAMOV (33-38); Berra (10-10)
10/9	MIN	1	4	0	-	5	17	21	10	-	48	0-2	6-12	Pominville (1)
	MIN	1	1	1	-	3	9	11	10	-	30	0-6	6-12	Kuemper (30-30)
10/11	COL	0	0	0	-	0	15	10	9	-	34	0-3	8-27	Varlamov (21-31)
	COL	0	0	0	-	0	4	5	9	-	18	0-2	3-6	Varlamov (28-29)
2/7	MIN	1	0	0	-	1	17	5	7	-	29	0-3	2-4	Coyle (4)
	MIN	1	1	1	-	3	8	11	13	-	32	0-4	9-24	Dubnyk (33-34)
2/28	COL	0	1	0	-	1	8	10	16	-	34	0-7	9-40	Varlamov (29-32)
	COL	1	1	1	-	3	5	8	8	-	21	1-3	3-9	Landeskog (2)
3/8	MIN	0	0	2	-	2	11	7	16	-	34	0-2	4-11	VARLAMOV (29-30); Berra (3-4)
	MIN	0	0	2	-	2	11	7	16	-	34	0-2	4-11	Dubnyk (18-21)
TOTALS		1	2	3	OT F	1	2	3	OT T	1	2	3	OT T	Attn.
	COL	1	2	1	-	4	37	41	45	-	123	1-19 (5.3)	27-90	Varlamov (1-4-0, 150-162); Berra (0-0-0, 13-14)
	MIN	4	6	4	-	14	62	55	56	-	173	0-17 (0.00)	27-63	Kuemper (2-0-0, 46-46); Dubnyk (2-1-0, 69-73)

SERIES NOTES

2014-15: The Wild went 4-1-0 against the Avalanche... Minnesota earned shutout victories in the first three meetings, 5-0 at Xcel Energy Center (10/9), 3-0 at Pepsi Center (10/11) and 1-0 in Saint Paul (2/7), and earned a 3-1 victory in Denver (2/28)...The Wild dropped the final meeting of the season, 3-2 at Xcel Energy Center (3/8)...**LW Zach Parise** (2-2=4) and **D Jonas Brodin** (0-4=4) led Minnesota with four points each...**C Charlie Coyle** (2-1=3), **C Mikael Granlund** (0-3=3), **RW Jason Pominville** (2-1=3), **D Ryan Suter** (1-2=3) and **RW Nino Niederreiter** (1-2=3) recorded three points each...**G Darcy Kuemper** went 2-0-0 with two shutouts stopping all 46 shots faced in the first two meetings...**G Devan Dubnyk** went 2-1-0 with a 1.36 GAA, a .945 SV% and one shutout in three starts...**RW Jarome Iginla** (0-2=2), **LW Gabriel Landeskog** (1-1=2) and **D Zach Redmond** (1-1=2) led Colorado with two points each...**LW Cody McLeod** and **C Max Talbot** also netted a goal apiece...**G Semyon Varlamov** went 1-4-0 with a 2.71 GAA and a .926 SV% in five starts...**G Reto Berra** entered the first game in the third period, making 10 saves in relief.

WILD LEADERS: **C Mikko Koivu** leads the Wild with 38 points (15-23=38) in 54 games against Colorado... Suter has 23 points (2-21=23) in 43 games... Parise owns 21 points (7-14=21) in 21 contests.

WILD GOALIES: **G Niklas Backstrom** is 24-7-3 with a 2.25 GAA, a .924 SV% and four shutouts in 34 career games (33 starts) against Colorado...Dubnyk is 10-6-1 with a 2.09 GAA, a .935 SV% and two shutouts in 18 starts...Kuemper is 2-0-0 with a 1.54 GAA, a .942 SV% and two shutouts in three career starts.

AVALANCHE LEADERS: Iginla is the all-time leader against the Wild in points (69), goals (37), shots (249) and game-winning goals (10), is second in plus/minus rating (+18-18), games played (76) and power-play goals (10) and third in assists (32)...**LW Alex Tanguay** has 46 points (16-30=46) in 64 games vs. Minnesota, the fifth-highest total by a Wild opponent...Landeskog has 16 points (7-9=16) in 20 matches...**C Matt Duchene** has 15 points (5-10=15) in 31 games.

AVALANCHE GOALIES: Varlamov is 8-8-1 with a 2.29 GAA, a .928 SV% and one shutout in 17 games (16 starts) against Minnesota...Berra is 1-2-0 with a 3.60 GAA and .859 SV% in four contests (two starts).

CONNECTIONS: Wild Assistant Coach **Darby Hendrickson** skated in 20 games with Colorado in 2003-04...Assistant Coach **Andrew Brunette** tallied 205 points (70-135=205) in 246 games (2005-08) with the Avalanche...**LW Patrick Bordeleau** was selected by Minnesota in the fourth round (114th overall) of the 2004 NHL Entry Draft...**D Erik Johnson** hails from Bloomington.

FAST FACTS: Minnesota's three shutouts against Colorado last season mark the second time in franchise history the Wild has recorded at least three shutouts against the same opponent in a single season (2006-07 vs. EDM) while being the first NHL team to accomplish the feat since 2007-08...Minnesota defeated Colorado in seven games in the 2014 Western Conference Quarterfinal.

2015-2016 MATCHUPS

Thur.	10/8	Pepsi Center	8:00 P.M.	Tue.	3/1	Xcel Energy Center	7:00 P.M.
Sat.	12/5	Xcel Energy Center	7:00 P.M.	Sat.	3/26	Pepsi Center	2:00 P.M.
Mon.	12/7	Pepsi Center	8:00 P.M.				



COLUMBUS BLUE JACKETS

TEAM INFORMATION

Home Ice (Cap., Built)..... Nationwide Arena (18,144, 2000)
Mailing Address..... 200 W. Nationwide Blvd.
 Columbus, OH 43215
Telephone..... 614.246.4625
Fax..... 614.246.4007
Website..... bluejackets.com
Twitter..... @BlueJacketsNHL
Founded..... 2000-01
Stanley Cup Titles..... None
Colors..... Red, White, Capital Blue and Electric Green

DIRECTORY

Majority Owner/Governor..... John P. McConnell
President of Hockey Operations & Alt. Governor..... John Davidson
General Manager..... Jarmo Kekalainen
Head Coach..... Todd Richards
Associate Coach..... Craig Hartsburg
Assistant Coach..... Brad Larsen
Goaltending Coach..... Ian Clark

WILD VS. COLUMBUS BLUE JACKETS

2014-15 Wild Record: 0-2-0 (0-1-0 at Xcel Energy Center, 0-1-0 at Columbus)

All-Time Wild Record: 23-19-8 (16-6-4 at Xcel Energy Center, 7-13-4 at Columbus)

Date	Opp.	Scoring By Period					Shots By Period					Power Plays	Penalties/Minutes	Game-Winning Goal	Goaltender (Saves-Shots)	Attn.
		1	2	3	OT	F	1	2	3	OT	T					
	MIN	1	0	0	-	1	12	5	12	-	29	1-4	2-4		Kuemper (23-25)	
12/31	CBJ	0	1	2	-	3	8	8	10	-	26	1-2	4-8	Savard (2)	Bobrovsky (28-29)	18,040
	CBJ	1	0	2	-	3	5	9	9	-	23	1-2	3-8	Wisniewski (2)	Bobrovsky (25-26)	
1/19	MIN	1	0	0	-	1	5	12	9	-	26	1-4	2-4		Dubnyk (20-23)	19,064*
TOTALS		1	2	3	OT	F	1	2	3	OT	T	Power Plays (%)	Penalties/Minutes	Goaltenders (Record, Saves-Shots)		
	CBJ	1	1	4	-	6	13	17	19	-	49	2-4 (50.0)	7-16	Bobrovsky (2-0-0, 53-55)		
	MIN	2	0	0	-	2	17	17	21	-	55	2-8 (25.0)	4-8	Kuemper (0-1-0, 23-25); Dubnyk (0-1-0, 20-23)		

SERIES NOTES

2014-15: The Blue Jackets earned a 3-1 win in the first meeting at Nationwide Arena (12/31) and a 3-1 victory in the second meeting at Xcel Energy Center (1/19)...**LW Zach Parise** (2-0=2) and **C Mikko Koivu** (0-2=2) led Minnesota with two points apiece...**RW Jason Pominville** and **LW Thomas Vanek** each tallied an assist...**G Darcy Kuemper** made 23-of-25 saves in the first contest...**G Devan Dubnyk** stopped 20 shots in the second contest...**D Kevin Connauton** (1-2=3), **C Brandon Dubinsky** (1-2=3) and **D James Wisniewski** (1-2=3) led Columbus with three points each...**LW Nick Foligno** (0-2=2) and **LW Scott Hartnell** (1-1=2) tallied two points apiece...**G Sergei Bobrovsky** went 2-0-0 with a 1.00 GAA and a .964 SV% in two starts.

WILD LEADERS: Koivu leads the Wild with 26 points (8-18=26) in 30 games against Columbus...**D Ryan Suter** has 25 points (2-23=25) in 49 contests...**Pominville** has 13 points (8-5=13) in 14 games...**Parise** owns nine points (5-4=9) in 12 matches...**Vanek** has nine points (3-6=9) in 12 matches.

WILD GOALIES: **G Niklas Backstrom** is 11-6-2 with a 2.21 GAA, a .923 SV% and one shutout in 20 career starts against the Blue Jackets...**Dubnyk** is 7-4-2 with a 2.21 GAA, a .925 SV% and two shutouts in 14 games (12 starts)...**Kuemper** is 0-1-1 with a 1.45 GAA and a .944 SV% in two career starts.

BLUE JACKETS LEADERS: **D Jack Johnson** has 14 points (3-11=14) in 24 contests vs. Minnesota...**Hartnell** owns 15 points (5-10=15) in 29 games...**Dubinsky** has 10 points (2-8=10) in 12 matches.

BLUE JACKETS GOALIES: **Bobrovsky** is 5-1-0 with a 1.46 GAA and a .947 SV% in six starts against the Wild...**C Curtis McElhinney** is 2-1-1 with a 2.22 GAA, .913 SV% and one shutout in five games (four starts).

CONNECTIONS: Columbus Head Coach **Todd Richards** served as the Wild's Head Coach from 2009-11...Wild Assistant Coach **Darryl Sydor** played 49 games for the Blue Jackets in 2003-04...**D Mike Reilly** was selected by Columbus in the fourth round (98th overall) of the 2011 NHL Entry Draft...**D Justin Falk** was selected by the Wild in the fourth round (110th overall) of the 2007 NHL Entry Draft and collected 15 points (1-14=15) in 121 games in parts of five seasons with Minnesota (2009-13; 2014-15).

FAST FACTS: Minnesota is winless in its last five games against Columbus (0-3-2) after going 5-2-2 in the previous nine contests...**Backstrom's** 24-save shutout on April 7, 2013 was the first in franchise history at Nationwide Arena.

2015-2016 MATCHUPS

Thur.	10/22	Xcel Energy Center	7:00 P.M.	Tue.	1/5	Nationwide Arena	6:00 P.M.
-------	-------	--------------------	-----------	------	-----	------------------	-----------

DALLAS STARS



TEAM INFORMATION

Home Ice (Cap., Built)..... American Airlines Center (18,532, 2001)
Mailing Address..... 2601 Avenue of the Stars
 Frisco, Texas 75034
Telephone..... 214.387.5500
Fax..... 214.387.5564
Website..... dallasstars.com
Twitter..... @DallasStars
Founded..... 1967-68 (Relocated from Minnesota in 1993)
Stanley Cup Titles..... 1999
Colors..... Victory Green, Silver and Black

DIRECTORY

Owner & Governor..... Tom Gaglardi
President/CEO/Alt. Governor..... Jim Lites
General Manager..... Jim Nill
Head Coach..... Lindy Ruff
Assistant Coach..... Curt Fraser
Assistant Coach..... James Patrick
Goaltending Coach..... Jeff Reese

WILD VS. DALLAS STARS

2014-15 Wild Record: 4-1-0 (2-0-0 at Xcel Energy Center, 2-1-0 at Dallas)

All-Time Wild Record: 22-26-8 (16-9-2 at Xcel Energy Center, 6-17-6 at Dallas)

Date	Opp.	Scoring By Period					Shots By Period					Power Plays	Penalties/Minutes	Game-Winning Goal	Goaltender (Saves-Shots)	Attn.
		1	2	3	OT	F	1	2	3	OT	T					
	DAL	0	1	0	-	1	8	6	6	-	20	0-4	4-8		Lehtonen (26-30)	
11/1	MIN	0	3	1	-	4	12	12	6	-	30	2-4	4-8	Dumba (1)	Kuemper (19-20)	19,088*
	MIN	0	1	1	-	2	6	8	8	-	22	0-1	2-4	Granlund (1)	Kuemper (27-28)	
11/15	DAL	0	1	0	-	1	8	9	11	-	28	0-2	1-2		Lehtonen (20-22)	17,543
	MIN	2	1	1	1	5	11	8	12	3	34	0-1	4-8	Scandella (3)	Kuemper (40-45)	
11/28	DAL	0	3	1	0	4	9	16	20	0	45	0-3	2-4		Lehtonen (29-34)	18,532*
	MIN	0	1	0	-	1	5	11	6	-	22	1-4	12-57	KUEMPER (17-21); Backstrom (11-14)		
1/3	DAL	1	5	1	-	7	12	17	6	-	35	1-5	9-35	Sceviour (2)	Lehtonen (21-22)	18,532*
	DAL	1	0	1	-	2	7	8	5	-	20	1-3	2-4		Enroth (29-35)	
2/22	MIN	0	0	6	-	6	11	9	15	-	35	1-2	3-6	Veilleux (1)	Dubnyk (18-20)	18,754*
TOTALS		1	2	3	OT	F	1	2	3	OT	T	Power Plays (%)	Penalties/Minutes	Goaltenders (Record, Saves-Shots)		
	DAL	2	10	3	0	15	44	56	48	0	148	2-17 (11.8)	18-53	Lehtonen (1-2-1, 96-108); Enroth (0-1-0, 29-35)		
	MIN	2	6	9	1	18	45	48	47	3	143	4-12 (33.3)	25-83	Kuemper (3-1-0, 103-114); Backstrom (0-0-0, 11-14); Dubnyk (1-0-0, 18-20)		

SERIES NOTES

2014-15: Minnesota won the season series 4-1-0...The Wild earned a 4-1 win at Xcel Energy Center (11/1), a 2-1 victory at American Airlines Center (11/15), a 5-4 OT win at Dallas (11/28), dropped a 7-1 decision at Dallas (1/3) and scored a franchise-record six goals in the third period of a 6-2 win in Saint Paul (2/22)...**LW Zach Parise** led Minnesota with eight points (2-6=8)...**C Mikael Granlund** notched six points (4-2=6)...**LW Thomas Vanek** collected five points (3-2=5) and **C Mikko Koivu** netted four points (1-3=4)...**G Darcy Kuemper** went 3-1-0 with a 2.86 GAA and a .912 SV% in four starts...**G Niklas Backstrom** made 11-of-14 saves in relief in the fourth contest...**G Devan Dubnyk** stopped 18-of-20 shots in the final contest...**LW Vernon Fiddler** (3-1=4), **C Tyler Seguin** (2-2=4), **D Jamie Oleksiak** (0-4=4) and **LW Jamie Benn** tallied four points each for Dallas...**G Kari Lehtonen** went 1-2-1 with a 3.00 GAA and a .889 SV% in four starts...**G Jhonas Enroth** made 29 saves in the fifth meeting.

WILD LEADERS: Koivu owns 25 points (10-15=25) in 30 contests against Dallas...**Parise** has 25 points (11-15=25) in 18 games...**Vanek** owns 14 points (6-8=14) in 13 games...**D Ryan Suter** has 14 points (3-11=14) in 37 games.

WILD GOALIES: **Backstrom** is 5-7-5 with a 2.92 GAA and a .891 SV% in 18 games (16 starts) against Dallas...**Dubnyk** is 3-6-1 with a 3.28 GAA and a .887 SV% in 10 games (nine starts)...**Kuemper** is 4-3-0 with a 3.06 GAA and a .910 SV% in seven starts.

STARS LEADERS: **RW Ales Hemsky** has 19 points (8-11=19) in 51 matches...**Fiddler** owns 16 points (7-9=16) in 38 games...**Jamie Benn** has 15 points (7-8=15) in 21 contests...**Seguin** owns 10 points (3-7=10) in 10 games.

STARS GOALIES: **Lehtonen** is 8-7-2 with a 2.80 GAA, a .898 SV% and three shutouts in 19 starts against Minnesota...**G Antti Niemi** is 8-3-2 with a 1.90 GAA, a .928 SV% and one shutout in 13 career starts.

CONNECTIONS: Wild Assistant Coach **Darryl Sydor** had three stints playing with Dallas (1995-2003, 2006-07, 2008-09), helping the Stars win a Stanley Cup in 1999...Assistant Coach **Rick Wilson** spent 16 seasons coaching with the Stars franchise...**D Alex Goligoski** (Grand Rapids) is a Minnesota native.

FAST FACT: Minnesota is 8-4-0 in its last 12 games against Dallas (5-0-0 at Xcel Energy Center and 3-4-0 at American Airlines Center).

2015-2016 MATCHUPS

Sat.	11/14	American Airlines Center	7:00 P.M.	Sat.	1/9	American Airlines Center	7:00 P.M.
Sat.	11/28	Xcel Energy Center	7:00 P.M.	Tue.	2/9	Xcel Energy Center	7:00 P.M.
Mon.	12/21	Xcel Energy Center	7:00 P.M.				



DETROIT RED WINGS

TEAM INFORMATION

Home Ice (Cap., Built)	Joe Louis Arena (20,027, 1979)
Mailing Address	19 Steve Yzerman Drive Detroit, MI 48226
Telephone	313.394.7000
Fax	313.567.0296
Website	detroitredwings.com
Twitter	@DetroitRedWings
Founded	1926-27
Stanley Cup Titles	11; 1936, 1937, 1943, 1950, 1952, 1954 1955, 1997, 1998, 2002, 2008
Colors	Red and White

DIRECTORY

Owner & Governor	Mike Ilitch
President & CEO	Christopher Ilitch
Executive V.P. & General Manager	Ken Holland
Head Coach	Jeff Blashill
Assistant Coach	Tony Granato
Assistant Coach	Pat Ferschweiler
Goaltending Coach	Jim Bedard

WILD VS. DETROIT RED WINGS

2014-15 Wild Record: 0-0-2 (0-0-1 at Xcel Energy Center, 0-0-1 at Detroit)

All-Time Wild Record: 15-25-11 (7-9-9 at Xcel Energy Center, 8-16-2 at Detroit)

Date	Opp.	Scoring By Period 1 2 3 OT F	Shots By Period 1 2 3 OT T	Power Plays	Penalties/ Minutes	Game-Winning Goal	Goaltender (Saves-Shots)	Attn.
	MIN	1 0 3 0 4	10 12 13 3 38	2-5	2-4		Dubnyk (6-10); KUEMPER (14-14)	
1/20	DET	2 2 0 0 5	6 7 8 3 24	1-2	5-10		Mrazek (34-38)	20,027*
	DET	1 1 0 0 3	7 7 7 1 22	1-2	6-12		Howard (22-24)	
4/4	MIN	1 0 1 0 2	4 8 12 0 24	1-6	2-4		Dubnyk (20-22)	19,246*
TOTALS		Scoring By Period 1 2 3 OT F	Shots By Period 1 2 3 OT T	Power Plays (%)	Penalties/ Minutes		Goaltenders (Record, Saves-Shots)	
	DET	3 3 0 0 6	13 14 15 4 46	2-4 (50.0)	11-22		Mrazek (1-0-0, 34-38); Howard (1-0-0, 22-24)	
	MIN	2 0 4 0 6	14 20 25 3 62	3-11 (27.3)	4-8		Kuemper (0-0-1, 14-14); Dubnyk (0-0-1, 26-32)	

SERIES NOTES

2014-15: Detroit won both meetings in a shootout, 5-4 at Joe Louis Arena (1/20) and 3-2 at Xcel Energy Center (4/4)...LW **Zach Parise** led the Wild with four goals...RW **Jason Pominville** and D **Ryan Suter** tallied three assists each...LW **Thomas Vanek** notched two points (1-1=2)...G **Devan Dubnyk** went 0-0-1 with a 3.91 GAA and a .813 SV% in two starts...G **Darcy Kuemper** earned the shootout loss in the first match, stopping all 14 shots faced in relief of G **Niklas Backstrom**...LW **Henrik Zetterberg** led the Red Wings with four assists...RW **Gustav Nyquist** recorded three points (2-1=3)...D **Niklas Kronwall** and C **Stephen Weiss** each tallied two assists...G **Petr Mrazek** made 34 saves through overtime and stopped both shootout attempts in the first meeting...G **Jimmy Howard** stopped 22-of-24 shots through overtime and six-of-eight shootout attempts in the second meeting.

WILD LEADERS: Suter paces the Wild with 25 points (4-21=25) in 54 games against Detroit...C **Mikko Koivu** has 19 points (7-12=19) in 28 games...Parise owns 12 points (9-3=12) in 12 matches...Pominville has 10 points (2-8=10) in 13 contests...Vanek owns 10 points (5-5=10) in 16 games.

WILD GOALIES: Backstrom 2-4-3 with a 3.11 GAA and a .915 SV% in 11 games (nine starts) against Detroit...Dubnyk is 2-1-3 with a 2.79 GAA and a .906 SV% in seven career starts...Kuemper is 1-1-1 with a 1.93 GAA and a .933 SV% in three games (two starts).

RED WINGS LEADERS: Zetterberg owns 38 points (15-23=38) in 38 games against Minnesota...C **Pavel Datsyuk** has 28 points (9-19=28) in 41 matches...C **Brad Richards** owns 27 points (8-19=27) in 24 games against the Wild...RW **Johan Franzen** has 24 points (13-11=24) in 28 contests.

RED WINGS GOALIES: Howard is 11-3-3 with a 2.19 GAA, a .907 SV% and one shutout in 17 starts vs. Minnesota...Mrazek is 1-1-0 with a 3.38 GAA and a .887 SV% in two starts.

CONNECTIONS: Wild Assistant Coach **Rick Wilson** skated in 77 games with Detroit in 1976-77.

FAST FACT: Minnesota is 5-3-3 in its last 11 games against Detroit and has earned a point in 10 of the last 12 meetings at Xcel Energy Center (4-2-6).

2015-2016 MATCHUPS

Mon.	12/28	Xcel Energy Center	7:00 P.M.	Fri.	4/1	Joe Louis Arena	6:30 P.M.
------	-------	--------------------	-----------	------	-----	-----------------	-----------

EDMONTON OILERS



TEAM INFORMATION

Home Ice (Cap., Built)	Rexall Place (16,839, 1974)
Mailing Address	11230 - 110th Street Edmonton, Alberta T6S 3H7
Telephone	780.414.4000
Fax	780.409.5890
Website	edmontonoilers.com
Twitter	@EdmontonOilers
Founded	1979-80
Stanley Cup Titles	5; 1984, 1985, 1987, 1988, 1990
Colors	Midnight Blue, White, Metallic Copper, Red

DIRECTORY

Owner & Governor	Daryl A. Katz
CEO & Vice Chair OEG	Bob Nicholson
President, Hockey Ops & General Manager	Peter Chiarelli
Vice Chair OEG/Alt. Gov.	Kevin Lowe
Head Coach	Todd McLellan
Assistant Coach	Jay Woodcroft
Assistant Coach	Jim Johnson
Assistant Coach	Ian Herbers
Goaltending Coach	Dustin Schwartz

WILD VS. EDMONTON OILERS

2014-15 Wild Record: 2-1-0 (0-1-0 at Xcel Energy Center, 2-0-0 at Edmonton)

All-Time Wild Record: 45-24-10 (24-12-3 at Xcel, 21-12-7 at Edmonton)

Date	Opp.	Scoring By Period 1 2 3 OT F	Shots By Period 1 2 3 OT T	Power Plays	Penalties/ Minutes	Game-Winning Goal	Goaltender (Saves-Shots)	Attn.
	MIN	1 0 1 - 2	10 9 10 - 29	0-2	4-8	Coyle (3)	Dubnyk (23-24)	
1/27	EDM	0 1 0 - 1	5 6 13 - 24	0-3	3-6		Fasth (27-29)	16,839*
	MIN	2 1 1 - 4	8 13 8 - 29	0-0	1-2	Fontaine (1)	Dubnyk (15-15)	
2/20	EDM	0 0 0 - 0	5 5 5 - 15	0-1	0-0		Scrivens (25-29)	16,839*
	EDM	2 0 0 - 2	9 5 5 - 19	0-2	3-6	Pouliot (3)	Scrivens (33-34)	
2/24	MIN	1 0 0 - 1	6 13 15 - 34	0-3	2-4		Dubnyk (17-19)	19,044*
TOTALS		Scoring By Period 1 2 3 OT F	Shots By Period 1 2 3 OT T	Power Plays (%)	Penalties/ Minutes		Goaltenders (Record, Saves-Shots)	
	EDM	2 1 0 - 3	19 16 23 - 58	0-6 (0.00)	6-12		Fasth (0-1-0, 27-29); Scrivens (1-1-0, 58-63)	
	MIN	4 1 2 - 7	24 35 33 - 92	0-5 (0.00)	7-14		Dubnyk (2-1-0, 55-58)	

SERIES NOTES

2014-15: The Wild won the season series 2-1-0...Minnesota earned both wins at Rexall Place, 2-1 (1/27) and 4-0 (2/20) before falling 2-1 at Xcel Energy Center (2/24)...RW **Justin Fontaine** led the Wild with three points (2-1=3)...RW **Nino Niederreiter** (2-0=2), C **Mikko Koivu** (0-2=2), LW **Zach Parise** (0-2=2), C **Jordan Schroeder** (1-1=2) and LW **Thomas Vanek** (1-1=2) notched two points each...G **Devan Dubnyk** went 2-1-0 with a 1.01 GAA, a .948 SV% and one shutout in three starts...RW **Jordan Eberle** (0-2=2), D **Oscar Klefbom** (0-2=2) and LW **Benoit Pouliot** (2-0=2) led Edmonton with two points each...C **Boyd Gordon** also netted a goal...G **Viktor Fasth** stopped 27-of-29 shots in the first meeting...G **Ben Scrivens** went 1-1-0 with a 2.50 GAA and a .921 SV% in two starts.

WILD LEADERS: C **Mikko Koivu** leads the Wild with 40 points (6-34=40) in 53 games against Edmonton, his highest total against any team...D **Ryan Suter** has 18 points (3-15=18) in 38 games...RW **Jason Pominville** has 10 points (3-7=10) in 13 games.

WILD GOALIES: G **Niklas Backstrom** is 25-4-1 with a 1.91 GAA, a .928 SV% and four shutouts in 32 career starts against the Oilers...Dubnyk is 5-1-0 stopping 145-of-151 shots faced for a 0.99 GAA and a .960 SV% in six career starts (all this season)...G **Darcy Kuemper** is 2-0-1 with a 1.30 GAA, .941 SV% and one shutout in three starts.

OILERS LEADERS: Eberle has 19 points (6-13=19) in 21 games against Minnesota...LW **Taylor Hall** owns nine points (3-6=9) in 15 matches...C **Ryan Nugent-Hopkins** owns seven points (3-4=7) in 15 games.

OILERS GOALIES: Scrivens is 1-3-0 with a 3.00 GAA and a .897 SV% in four starts against the Wild...G **Cam Talbot** is 1-1-0 with a 1.52 GAA and a .941 SV% in two career starts.

CONNECTIONS: Dubnyk was selected 14th overall by the Oilers in the 2004 NHL Entry Draft and recorded a 61-76-21 record with a 2.88 GAA, .910 SV% and eight shutouts in 171 career games (157 starts) with Edmonton (2009-14)...Edmonton Head Coach **Todd McLellan** coached the Wild's prospects in Cleveland (2000-01) and Houston (2001-05)...Pouliot was selected fourth overall by the Wild in the 2005 NHL Entry Draft and appeared in 65 games with Minnesota (2006-09)...LW **Matt Hendricks** is a native of Blaine and went to St. Cloud State (2000-04)...RW **Tyler Pitlick** is a native of Minneapolis.

FAST FACTS: The Wild's 21 wins in Edmonton, 24 victories at Xcel Energy Center and 45 wins overall are the most against any franchise...Minnesota is 20-3-1 in the last 24 games against Edmonton at Xcel Energy Center (since 2/25/07).

2015-2016 MATCHUPS

Tue.	10/27	Xcel Energy Center	7:00 P.M.	Thur.	3/10	Xcel Energy Center	7:00 P.M.
Thur.	2/18	Rexall Place	8:00 P.M.				



FLORIDA PANTHERS

TEAM INFORMATION

Home Ice (Cap., Built)	BB&T Center (15,720, 1998)
Mailing Address	One Panther Parkway Sunrise, FL 33323
Telephone	954.835.7000
Fax	954.835.7700
Website	floridapanthers.com
Twitter	@FlaPanthers
Founded	1993-94
Stanley Cup Titles	None
Colors	Red, Navy, Yellow and Gold

DIRECTORY

Chairman, Owner & Governor	Vincent J. Viola
Vice Chairman, Partner & Alt. Gov.	Douglas A. Cifu
President & CEO	Rory A. Babich
EVP & General Manager	Dale Tallon
Head Coach	Gerard Gallant
Assistant Coach	John Madden
Assistant Coach	Mike Kelly
Goaltending Coach	Robb Tallas

WILD VS. FLORIDA PANTHERS

2014-15 Wild Record: 2-0-0 (1-0-0 at Xcel Energy Center, 1-0-0 at Florida)

All-Time Wild Record: 12-2-3 (6-0-2 at Xcel Energy Center, 6-2-1 at Florida)

Date	Opp.	Scoring By Period 1 2 3 OT F	Shots By Period 1 2 3 OT T	Power Plays	Penalties/ Minutes	Game-Winning Goal	Goaltender (Saves-Shots)	Attn.
11/24	MIN	2 1 1 - 4	14 16 9 - 39	0-3	4-8	Niederreiter (2)	Backstrom (29-30)	8,426
	FLA	0 1 0 - 1	5 9 16 - 30	0-3	4-8		Luongo (35-38)	
	FLA	0 1 0 - 1	11 8 8 - 27	0-5	3-6		Luongo (21-23)	
2/12	MIN	1 1 0 - 2	9 9 5 - 23	1-2	4-10	Parise (3)	Dubnyk (26-27)	19,055*
TOTALS		Scoring By Period 1 2 3 OT F	Shots By Period 1 2 3 OT T	Power Plays (%)	Penalties/ Minutes	Goaltenders (Record, Saves-Shots)		
	FLA	0 2 0 - 2	16 17 24 - 57	0-8 (0.00)	7-14	Luongo (0-2-0, 56-61)		
	MIN	3 2 1 - 6	23 25 14 - 62	1-5 (20.0)	8-18	Backstrom (1-0-0, 29-30); Dubnyk (1-0-0, 26-27)		

SERIES NOTES

2014-15: The Wild swept the season series against the Panthers with a 4-1 win at BB&T Center (11/24) and a 2-1 victory at Xcel Energy Center (2/12)...**C Mikko Koivu** led Minnesota with four assists...**LW Zach Parise** (2-0=2), **RW Jason Pominville** (1-1=2), **D Ryan Suter** (0-2=2) and **RW Jason Zucker** (2-0=2) notched two points apiece...**G Niklas Backstrom** earned the win in the first meeting with 29 saves...**G Devan Dubnyk** stopped 26-of-27 shots in the second...**LW Shawn Thornton** and **C Nick Bjastad** scored for Florida while **RW Jimmy Hayes**, **LW Jussi Jokinen** and **D Dmitry Kulikov** tallied an assist...**G Robert Luongo** went 0-2-0 with a 2.54 GAA and a .918 SV% in two starts.

WILD LEADERS: Pominville has 33 points (13-20=33) in 34 contests...**LW Thomas Vanek** leads the Wild with 33 points (21-12=33) in 35 matches against Florida...Parise owns 20 points (10-10=20) in 28 games...Koivu has 15 points (4-11=15) in 10 meetings.

WILD GOALIES: Backstrom is 6-0-1 with a 1.82 GAA and a .944 SV% in seven career starts against the Panthers...Dubnyk is 4-0-0 with a 1.46 GAA and a .941 SV% in four career starts...**G Darcy Kuemper** has not faced Florida.

PANTHERS LEADERS: **RW Jaromir Jagr** has 18 points (4-14=18) in 16 contests against Minnesota...Jokinen owns 18 points (4-14=18) in 21 games...**D Brian Campbell** has 14 points (1-13=14) in 23 matches.

PANTHERS GOALIES: Luongo is 17-17-6 with a 2.65 GAA, .906 SV% and five shutouts in 40 career starts against the Wild...**G Al Montoya** is 4-0-0 with a 1.01 GAA and a .960 SV% in four games (three starts).

CONNECTIONS: Wild General Manager **Chuck Fletcher** spent nine years (1993-2002) in the Panthers front office, working seven seasons as Assistant General Manager and one as Interim General Manager...Assistant General Manager **Brent Flahr** worked in the Panthers front office from 1996-2003...**C Ryan Carter** appeared in 19 games with Florida (2010-12)...**D Willie Mitchell** skated in 288 games with Minnesota in parts of five seasons (2000-06)...**D Steven Kampfer** appeared in 13 games with the Wild (2011-12)...Panthers Assistant Coach **John Madden** played 76 games with Minnesota in 2010-11...Bjastad is a native of Minneapolis and played two seasons at the University of Minnesota (2010-2012).

FAST FACTS: Florida is the only NHL team that has not earned a regulation win at Xcel Energy Center...Luongo is 3-10-3 with a 3.33 GAA, a .880 SV% and one shutout in 16 starts at Xcel Energy Center.

2015-2016 MATCHUPS

Sun.	1/3	BB&T Center	5:00 P.M.	Sun.	2/28	Xcel Energy Center	2:00 P.M.
------	-----	-------------	-----------	------	------	--------------------	-----------

LOS ANGELES KINGS



TEAM INFORMATION

Home Ice (Cap., Built)	STAPLES Center (18,230, 1999)
Mailing Address	1111 South Figueroa St. Los Angeles, CA 90015
Telephone	213.742.7100
Fax	310.535.4525
Website	lakings.com
Twitter	@LAKings
Founded	1967-68
Stanley Cup Titles	2; 2012, 2014
Colors	Black, White and Silver

DIRECTORY

Owner	Philip F. Anschutz
Owner	Edward P. Roski, Jr.
President/GM/Alt. Gov.	Dean Lombardi
President, Business Ops & Alt. Gov.	Luc Robitaille
Head Coach	Darryl Sutter
Associate Coach	John Stevens
Assistant Coach	Davis Payne
Goaltending Coach	Bill Ranford

WILD VS. LOS ANGELES KINGS

2014-15 Wild Record: 1-2-0 (1-1-0 at Xcel Energy Center, 0-1-0 at Los Angeles)

All-Time Wild Record: 24-18-11 (12-8-7 at Xcel Energy Center, 12-10-4 at Los Angeles)

Date	Opp.	Scoring By Period 1 2 3 OT F	Shots By Period 1 2 3 OT T	Power Plays	Penalties/ Minutes	Game-Winning Goal	Goaltender (Saves-Shots)	Attn.
	MIN	0 0 1 - 1	12 12 17 - 41	0-5	3-9		Backstrom (14-16)	
10/19	LA	1 0 1 - 2	7 5 4 - 16	1-2	7-25	Pearson (1)	Quick (40-41)	18,230*
	LA	4 0 0 - 4	10 5 7 - 22	0-2	3-6	Richards (1)	Jones (28-28)	
11/26	MIN	0 0 0 - 0	10 10 8 - 28	0-2	3-6		KUEMPER (6-10); Backstrom (12-12)	19,038*
	LA	0 1 0 - 1	7 17 8 - 32	0-3	3-9		QUICK (7-9); Jones (9-10)	
3/28	MIN	2 0 2 - 4	9 5 6 - 20	1-2	4-11	Koivu (4)	Dubnyk (31-32)	19,204*
TOTALS		Scoring By Period 1 2 3 OT F	Shots By Period 1 2 3 OT T	Power Plays (%)	Penalties/ Minutes	Goaltenders (Record, Saves-Shots)		
	LA	5 1 1 - 7	24 27 19 - 70	1-7 (14.3)	13-40	Quick (1-1-0, 47-50); Jones (1-0-0, 37-38)		
	MIN	2 0 3 - 5	31 27 31 - 89	1-9 (11.1)	10-26	Backstrom (0-1-0, 26-28); Kuemper (0-1-0, 6-10); Dubnyk (1-0-0, 31-32)		

SERIES NOTES

2014-15: Los Angeles won the season series 2-1-0...The Wild suffered a 2-1 loss at STAPLES Center (10/19) and split its two games at Xcel Energy Center with a 4-0 shutout loss (11/26) and a 4-1 win (3/28)...**C Mikko Koivu** led Minnesota with three points (2-1=3)...**RW Nino Niederreiter** (2-0=2) and **RW Chris Stewart** (0-2=2) registered two points each...**G Niklas Backstrom** went 0-1-0 with a 1.21 GAA and a .929 SV% in two games (one start)...**G Darcy Kuemper** started the second match allowing four goals on six shots...**G Devan Dubnyk** started the final game stopping 31-of-32 shots...**C Tyler Toffoli** led the Kings with four points (2-2=4)...**RW Dustin Brown** (1-1=2), **C Mike Richards** (1-1=2), **C Jeff Carter** (0-2=2) and **LW Dwight King** (1-1=2) had two points each...**G Jonathan Quick** went 1-1-0 with a 2.25 GAA and a .940 SV% in two starts...**G Martin Jones** went 1-0-0 with a 0.61 GAA, a .974 SV% and one shutout in two games (one start).

WILD LEADERS: Koivu leads Minnesota with 27 points (7-20=27) in 30 games against the Kings...**D Ryan Suter** owns 16 points (1-15=16) in 35 contests...**RW Jason Pominville** has 11 points (3-8=11) in 14 matches...**LW Zach Parise** has 10 points (3-7=10) in 16 games.

WILD GOALIES: Backstrom is 8-7-4 with a 2.31 GAA, a .913 SV% and two shutouts in 22 career games (20 starts) against Los Angeles...Dubnyk is 5-4-1 with a 2.25 GAA and a .931 SV% in 11 games (10 starts)...Kuemper is 1-1-0 with a 2.54 GAA and a .903 SV% in three games (two starts).

KINGS LEADERS: **C Anze Kopitar** leads the Kings with 26 points (8-18=26) in 33 matches against Minnesota...Brown has 18 points (7-11=18) in 36 games...Carter owns 12 points (7-5=12) in 19 contests.

KINGS GOALIES: Quick is 9-5-3 with a 2.46 GAA and a .901 SV% in 17 starts vs. Minnesota...**G Jhonas Enroth** is 1-4-0 with a 4.42 GAA and a .859 SV% in five starts.

CONNECTIONS: Wild Assistant Coach **Rick Wilson** spent three seasons as an Assistant Coach with Los Angeles (1989-92)...Wild Assistant Coach **Darryl Sydor** spent his first five NHL seasons with the Kings (1991-96), who drafted him seventh overall in 1990...**RW Marian Gaborik** is the Wild's all-time franchise leader in goals (219), plus/minus rating (plus-54), PPG (59), GWG (43), shots (1,694) and second in points (437) in 502 games...He was selected by Minnesota with the third overall pick in the 2000 Entry Draft...**D Jamie McBain** hails from Edina.

FAST FACTS: Minnesota is 9-6-2 in its last 17 games against Los Angeles with six of the games decided in a shootout...The Wild is 11-4-4 in the last 19 contests played at Xcel Energy Center.

2015-2016 MATCHUPS

Fri. Thur.	10/16 1/21	STAPLES Center STAPLES Center	9:30 P.M. 9:30 P.M.	Tue.	3/22	Xcel Energy Center	7:30 P.M.
---------------	---------------	----------------------------------	------------------------	------	------	--------------------	-----------



MONTREAL CANADIENS

TEAM INFORMATION

Home Ice (Cap., Built)	Bell Centre (21,273, 1996)
Mailing Address	1909 Avenue des Canadiens-de-Montreal Montreal, Quebec H3B 5E8
Telephone	514.932.2582
Fax	514.932.8285
Website	canadiens.com
Twitter	@CanadiensMTL
Founded	1909-10
Stanley Cup Titles	24: 1916, 1924, 1930, 1931, 1944, 1946, 1953, 1956, 1957, 1958, 1959, 1960, 1965, 1966, 1968, 1969, 1971, 1973, 1976, 1977, 1978, 1979, 1986, 1993
Colors	Red, White and Blue

WILD VS. MONTREAL CANADIENS

2014-15 Wild Record: 1-1-0 (1-0-0 at Xcel Energy Center, 0-1-0 at Montreal)

All-Time Wild Record: 6-6-3 (4-2-1 at Xcel Energy Center, 2-4-2 at Montreal)

Date	Opp.	Scoring By Period					Shots By Period			Power Plays	Penalties/Minutes	Game-Winning Goal	Goaltender (Saves-Shots)	Attn.
		1	2	3	OT	F	1	2	3	OT	T			
	MIN	0	1	0	—	1	12	9	10	—	31	0-2	3-6	Kuemper (27-31)
11/8	MTL	0	2	2	—	4	7	10	14	—	31	0-1	4-8	Eller (2)
	MTL	0	0	1	—	1	6	4	9	—	19	0-1	6-23	Price (33-35)
12/3	MIN	1	1	0	—	2	16	14	5	—	35	0-5	1-2	Pominville (2)
													Kuemper (18-19)	19,034*
TOTALS		1	2	3	OT	F	1	2	3	OT	T	Power Plays (%)	Penalties/Minutes	Goaltenders (Record, Saves-Shots)
	MTL	0	2	3	—	5	13	14	23	—	50	0-2 (0.00)	10-31	Price (1-1-0, 63-66)
	MIN	1	2	0	—	3	28	23	15	—	66	0-7 (0.00)	4-8	Kuemper (1-1-0, 45-50)

SERIES NOTES

2014-15: The Wild split the season series with the Canadiens...Montreal won the first match, 4-1, at Bell Centre (11/8) and the Wild won the second match, 2-1, at Xcel Energy Center (12/3)...RW **Jason Pominville** led the team with two goals...LW **Jason Zucker** also netted a goal while LW **Thomas Vanek**, LW **Zach Parise**, C **Mikko Koivu** and D **Christian Folin** tallied an assist each...G **Darcy Kuemper** went 1-1-0 with a 2.50 GAA and a .900 SV% in two starts...C **David Desharnais** led Montreal with two assists...C **Lars Eller**, C **Alex Galchenyuk**, RW **Brendan Gallagher**, LW **Max Pacioretty** and LW **Jiri Sekac** each scored a goal...G **Carey Price** went 1-1-0 with a 1.53 GAA and a .955 SV% in two starts.

WILD LEADERS: Vanek leads the Wild with 39 points (16-23=39) in 55 contests against the Canadiens...Pominville has 34 points (11-23=34) in 53 games...Parise has 25 points (14-11=25) in 29 games.

WILD GOALIES: G **Niklas Backstrom** is 1-1-0 with a 3.10 GAA and a .905 SV% in four games against Montreal (three starts)...G **Devan Dubnyk** is 2-1-1 with a 3.21 GAA and a .894 SV% in four career starts...Kuemper is 1-1-0 with a 3.28 GAA and a .864 SV% in three games (two starts).

CANADIENS LEADERS: D **Tom Gilbert** owns 12 points (3-9=12) in 38 contests...D **P.K. Subban** has 11 points (5-6=11) in six matches...Desharnais has 10 points (1-9=10) in six contests...D **Andrei Markov** has nine points (3-6=9) in 11 games.

CANADIENS GOALIES: Price is 4-3-0 with a 2.43 GAA and a .914 DV% in seven starts against Minnesota...G **Dustin Tokarski** has not faced Minnesota.

CONNECTIONS: Vanek collected 15 points (6-9=15) in 18 games with Montreal in 2013-14 and added 10 points (5-5=10) in 17 playoff matches before signing a three-year contract with Minnesota on July 1, 2014...Wild Assistant Coach **Rick Wilson** was drafted by Montreal in the 1970 NHL Entry Draft and skated in 21 games with the Canadiens (1973-74)...Wild Chief of Amateur Scouting **Guy Lapointe** helped the Habs to six Stanley Cup championships and his jersey (#5) was retired by Montreal on Nov. 18, 2014...Gilbert is a native of Bloomington and played 63 games with Minnesota in two seasons (2011-13)...C **Torrey Mitchell** netted 17 points (5-12=17) in 103 games for Minnesota (2012-14).

FAST FACT: Subban became the first defenseman to record a hat trick vs. Minnesota (3/20/11) and Pacioretty's hat trick (11/19/13) are two of the 15 all-time hat tricks against the Wild.

2015-2016 MATCHUPS

Tue.	11/22	Xcel Energy Center	7:00 P.M.	Sat.	3/12	Bell Centre	6:00 P.M.
------	-------	--------------------	-----------	------	------	-------------	-----------

NASHVILLE PREDATORS



TEAM INFORMATION

Home Ice (Cap., Built)	Bridgestone Arena (17,113, 1996)
Mailing Address	501 Broadway Nashville, TN 37203
Telephone	615.770.2300
Fax	615.770.2309
Website	nashvillepredators.com
Twitter	@PredsNHL
Founded	1998-99
Stanley Cup Titles	None
Colors	Navy Blue, Predators Gold and White

WILD VS. NASHVILLE PREDATORS

2014-15 Wild Record: 3-1-1 (0-1-1 at Xcel Energy Center, 3-0-0 at Nashville)

All-Time Wild Record: 26-23-8 (15-10-4 at Xcel Energy Center, 11-13-4 at Nashville)

Date	Opp.	Scoring By Period					Shots By Period			Power Plays	Penalties/Minutes	Game-Winning Goal	Goaltender (Saves-Shots)	Attn.
		1	2	3	OT	F	1	2	3	OT	T			
	NSH	3	0	2	1	6	14	14	13	3	44	1-4	4-8	Ekholm (1)
12/20	MIN	2	1	2	0	5	6	8	12	1	27	2-4	4-8	Kuemper (11-14); BACKSTROM (27-30)
	NSH	1	0	2	—	3	8	9	10	—	27	0-2	9-27	Jarnkrok (1)
1/10	MIN	1	0	0	—	1	14	9	14	—	37	0-5	6-21	Backstrom (24-27)
	MIN	1	2	1	—	4	10	10	10	—	30	0-2	2-4	Niederreiter (4)
2/26	NSH	0	2	0	—	2	9	8	12	—	29	0-2	2-4	Dubnyk (26-29)
	MIN	1	0	1	1	3	6	3	11	1	21	0-0	4-8	Dumba (2)
3/17	NSH	0	2	0	0	2	10	11	6	0	27	0-4	0-0	Rinne (18-21)
	MIN	0	2	2	—	4	6	15	6	—	27	1-1	3-6	Pominville (4)
4/9	NSH	2	0	0	—	2	8	9	17	—	34	0-2	2-4	Kuemper (32-34)
													Rinne (23-26)	17,236*
TOTALS		1	2	3	OT	F	1	2	3	OT	T	Power Plays (%)	Penalties/Minutes	Goaltenders (Record, Saves-Shots)
	NSH	6	4	4	1	15	49	51	58	3	161	1-14 (7.1)	17-43	Rinne (2-2-1, 125-140)
	MIN	5	5	6	1	17	42	45	53	2	142	3-12 (25.0)	19-47	Backstrom (0-1-1, 51-57); Kuemper (1-0-0, 43-48); Dubnyk (2-0-0, 52-56)

SERIES NOTES

2014-15: Minnesota went 3-1-1 against Nashville...The Predators earned a 6-5 overtime win (12/20) and a 3-1 regulation win (1/10) in the first two games played at Xcel Energy Center while the Wild won all three games played at Bridgestone Arena with a 4-2 victory (2/26), a 3-2 overtime win (3/17) and a 4-2 win (4/9)...C **Charlie Coyle** led Minnesota with six points (3-3=6) against the Predators...LW **Zach Parise** (2-2=4) and RW **Nino Niederreiter** (2-2=4) collected four points each...LW **Jason Zucker** tallied three goals in three games...RW **Jason Pominville** (1-2=3), D **Marco Scandella** (2-1=3), D **Ryan Suter** (0-3=3) and LW **Thomas Vanek** (1-2=3) also tallied three points...G **Darcy Kuemper** went 1-0-0 with a 3.75 GAA and a .896 SV% in two starts...G **Niklas Backstrom** was 0-1-1 with a 3.56 GAA and a .895 SV% in two games (one start)...G **Devan Dubnyk** went 2-0-0 with a 2.00 GAA and a .929 SV% in two starts...C **Matt Cullen** led Nashville with five points (1-4=5)...C **Mike Fisher** (2-2=4), D **Roman Josi** (3-1=4) and C **Craig Smith** (2-2=4) each notched four points...G **Pekka Rinne** went 2-2-1 with a 3.02 GAA and a .893 SV%.

WILD LEADERS: C **Mikko Koivu** leads the Wild with 33 points (7-26=33) in 34 matches vs. Nashville...Parise has 16 points (10-6=16) in 17 games...Pominville owns 12 points (6-6=12) in 16 contests...Suter has eight assists in 13 games...Coyle owns eight points (3-5=8) in 10 matches...Niederreiter has eight points (3-5=8) in 10 games.

WILD GOALIES: Backstrom is 9-6-2 with a 2.76 GAA and a .907 SV% in 18 games (15 starts) against Nashville...Dubnyk is 6-3-2 with a 2.27 GAA, a .926 SV% and one shutout in 12 games (11 starts)...Kuemper is 3-0-0 with a 2.08 GAA, .921 SV% and one shutout in four starts.

PREDATORS LEADERS: C **Mike Ribeiro** leads Nashville with 23 points (4-19=23) in 32 matches against Minnesota...D **Shea Weber** has 19 points (6-13=19) in 36 games...Smith has 13 points (6-7=13) in 17 matches...Fisher has 11 points (4-7=11) in 24 contests.

PREDATORS GOALIES: Rinne is 11-6-3 with a 2.27 GAA, a .917 SV% and three shutouts in 21 games (19 starts) vs. the Wild...G **Carter Hutton** is 1-0-1 with a 2.95 GAA and a .908 SV% in two career starts...G **Marek Mazanec** earned the loss in his sole career start against Minnesota, stopping 19-of-23 saves (11/12/14).

CONNECTIONS: Suter was selected seventh overall by Nashville in the 2003 NHL Entry Draft and scored 238 points (38-200=238) and 396 PIM in 542 games before signing with the Wild as a free agent (7/4/12)...Suter ranks second on Nashville's all-time list in plus/minus (plus-43), fifth in assists and games played and tied for eighth in points...Dubnyk went 0-1-1 with a 4.35 GAA and a .850 SV% in two starts with Nashville (2013-14)...LW **Eric Nystrom** skated in 82 games with Minnesota in 2010-11...Nashville Assistant Coach **Phil Housley** is a native of South Saint Paul.

FAST FACTS: Ten of the last 16 contests between the two teams have been decided by one goal (8-5-3)...Minnesota is 5-1-2 in its last eight games played at Bridgestone Arena.

2015-2016 MATCHUPS

Thur.	11/5	Xcel Energy Center	7:00 P.M.	Sat.	12/19	Bridgestone Arena	7:00 P.M.
Sat.	11/21	Xcel Energy Center	7:00 P.M.	Sat.	1/16	Bridgestone Arena	7:00 P.M.



NEW JERSEY DEVILS

TEAM INFORMATION

Home Ice (Cap., Built)..... Prudential Center (16,592, 2007)
Mailing Address..... 25 Lafayette Street
 Newark, NJ 07102
Telephone..... 973.757.6100
Fax..... 973.757.6399
Website..... newjerseydevils.com
Twitter..... @NHLDevils
Founded..... 1974-75 (Relocated from Colorado in 1982)
Stanley Cup Titles..... 3; 1995, 2000, 2003
Colors..... Red, Black and White

DIRECTORY

Owner/Chairman/Governor..... Josh Harris
Owner/Vice Chairman/ Alt. Governor..... David Blitzter
CEO & Alt. Governor..... Scott O'Neil
General Manager..... Ray Shero
Head Coach..... John Hynes
Assistant Coach..... Geoff Ward
Assistant Coach..... Alain Nasreddine
Goaltending Coach..... Chris Terreri

WILD VS. NEW JERSEY DEVILS

2014-15 Wild Record: 1-1-0 (1-0-0 at Xcel Energy Center, 0-1-0 at New Jersey)

All-Time Wild Record: 5-6-5 (4-2-2 at Xcel Energy Center, 1-4-3 at New Jersey)

Date	Opp.	Scoring By Period					Shots By Period					Power Plays	Penalties/Minutes	Game-Winning Goal	Goaltender (Saves-Shots)	Attn.
	MIN	0	0	1	-	1	6	10	8	-	24	0-4	6-14		Kuemper (20-22)	
11/11	NJ	0	2	1	-	3	6	10	7	-	23	1-7	4-8	Cammalleri (2)	SCHNEIDER (25-30); Kinkaid (7-8)	14,256
	NJ	0	1	1	-	2	15	9	8	-	32	0-0	4-8		Dubnyk (30-32)	19,034*
3/10	MIN	1	3	2	-	6	14	15	9	-	38	1-4	0-0	Spurgeon (2)		
TOTALS		1	2	3	OT	F	1	2	3	OT	T	Plays (%)	Minutes		(Record, Saves-Shots)	
	NJ	0	3	2	-	5	21	19	15	-	55	1-7 (14.3)	8-16	Schneider (1-1-0, 48-54); Kinkaid (0-0-0, 7-8)		
	MIN	1	3	3	-	7	20	25	17	-	62	1-8 (12.5)	6-14	Kuemper (0-1-0, 20-22); Dubnyk (1-0-0, 30-32)		

SERIES NOTES

2014-15: The Wild split the season series falling 3-1 at Prudential Center (11/11) and winning 6-2 at Xcel Energy Center (3/10)...**LW Zach Parise** (0-2=2), **D Jared Spurgeon** (1-1=2), **RW Chris Stewart** (1-1=2) and **LW Thomas Vanek** (2-0=2) led Minnesota with two points apiece...**G Darcy Kuemper** stopped 20-of-22 shots in the first contest...**G Devan Dubnyk** made 30 saves in the second contest...**RW Jaromir Jagr** and **RW Steve Bernier** led New Jersey with two assists each...**LW Michael Cammalleri**, **C Scott Gomez**, **LW Tuomo Ruutu**, **C Travis Zajac** and **LW Dainius Zubrus** also recorded goals...**G Cory Schneider** went 1-1-0 with a 3.53 GAA and a .889 SV% in two starts...**G Keith Kinkaid** made seven saves in relief in the second meeting (18:30 TOI).

WILD LEADERS: **RW Jason Pominville** leads the Wild with 20 points (11-9=20) in 30 contests against the Devils...**Vanek** owns 16 points (11-5=16) in 33 matches...**D Ryan Suter** has eight points (1-7=8) in 11 games...**Spurgeon** owns five points (1-4=5) in five contests.

WILD GOALIES: **G Niklas Backstrom** is 1-2-1 with a 4.11 GAA and a .840 SV% in four career starts against the Devils...**Dubnyk** is 1-0-1 with a 2.92 GAA and a .915 SV% in two starts...**Kuemper** is 0-1-0 with a 2.00 GAA and a .909 SV% in one career start.

DEVILS LEADERS: **Cammalleri** leads New Jersey with 18 points (8-10=18) in 31 games against Minnesota...**RW Ryane Clowe** owns 14 points (3-11=14) in 20 contests...**C Patrik Elias** has 12 points (4-8=12) in 14 matches.

DEVILS GOALIES: **Schneider** is 8-6-0 with a 2.42 GAA and a .910 SV% in 15 games (14 starts) against the Wild...**Kinkaid** stopped seven-of-eight shots faced in relief in his sole career action against the Wild (3/10/15)...**G Yann Danis** earned the loss, stopping 22-of-28 shots in his sole career start vs. Minnesota (3/25/09).

CONNECTIONS: **Parise** was selected 17th overall by New Jersey in the 2003 NHL Entry Draft and totaled 410 points (194-216=410) in 502 games before signing with the Wild as a free agent (7/4/12)...**C Ryan Carter** tallied 33 points (17-16=33) in 171 games with the Devils (2011-14)...**D Seth Helgeson** is a Faribault, Minn. native and played four seasons at the University of Minnesota (2009-2013).

FAST FACT: Minnesota has won its last three home games against New Jersey and is 4-1-1 in its last six games overall after posting a 1-5-4 record in the first 10 meetings between the two teams.

2015-2016 MATCHUPS

Sun.	1/10	Xcel Energy Center	7:00 P.M.	Thur.	3/17	Prudential Center	6:00 P.M.
------	------	--------------------	-----------	-------	------	-------------------	-----------

NEW YORK ISLANDERS



TEAM INFORMATION

Home Ice (Cap., Built)..... Barclays Center (15,795, 2012)
Mailing Address..... 15 MetroTech Center, 19th Floor
 Brooklyn, NY 11201
Telephone..... 718.942.9585
Fax..... 718.522.3448
Website..... newyorkislanders.com
Twitter..... @NYIslanders
Founded..... 1972-73
Stanley Cup Titles..... 4; 1980, 1981, 1982, 1983
Colors..... Royal Blue and Orange

DIRECTORY

Owner & Governor..... Charles B. Wang
GM/Alt. Gov./President..... Garth Snow
Head Coach..... Jack Capuano
Asst. GM & Assistant Coach..... Doug Weight
Assistant Coach..... Greg Cronin
Assistant Coach..... Bob Corkum
Assistant Coach..... Matt Bertani
Goaltending Coach..... Mike Dunham

WILD VS. NEW YORK ISLANDERS

2014-15 Wild Record: 2-0-0 (1-0-0 at Xcel Energy Center, 1-0-0 at New York)

All-Time Wild Record: 11-6-1 (6-2-1 at Xcel Energy Center, 5-4-0 at New York)

Date	Opp.	Scoring By Period					Shots By Period					Power Plays	Penalties/Minutes	Game-Winning Goal	Goaltender (Saves-Shots)	Attn.
	NYI	3	1	0	-	4	11	1	7	-	19	1-5	6-15		Johnson (25-30)	
12/9	MIN	0	1	4	-	5	3	12	15	-	30	1-5	6-15	Niederreiter (3)	Backstrom (15-19)	18,904*
	MIN	0	0	1	0	2	5	12	12	3	32	0-1	1-2		Dubnyk (37-38)	
3/24	NYI	0	1	0	0	1	16	12	7	3	38	0-1	1-2		Halak (31-32)	16,170*
TOTALS		1	2	3	OT	F	1	2	3	OT	T	Plays (%)	Minutes		(Record, Saves-Shots)	
	NYI	3	2	0	0	5	27	13	14	3	57	1-6 (16.7)	7-17		Johnson (0-1-0, 25-30); Halak (0-0-1, 31-32)	
	MIN	0	1	5	0	6	8	24	27	3	62	1-6 (16.7)	7-17		Backstrom (1-0-0, 15-19); Dubnyk (1-0-0, 37-38)	

SERIES NOTES

2014-15: Minnesota won both meetings with a 5-4 victory at Xcel Energy Center (12/9) and a 2-1 shootout win at Nassau Coliseum (3/24)...**D Ryan Suter** (0-3=3) and **C Mikko Koivu** (1-2=3) led the Wild with three points...**LW Thomas Vanek** (1-1=2), **LW Zach Parise** (1-1=2) and **RW Jason Pominville** (1-1=2) notched two points apiece...**G Niklas Backstrom** made 15-of-19 saves in the first contest...**G Devan Dubnyk** stopped 37-of-38 shots through overtime and all three shootout attempts in the second contest...**C Anders Lee** (0-2=2) and **C John Tavares** (1-1=2) led New York with two points...**LW Josh Bailey**, **RW Michael Grabner**, **LW Matt Martin** and **C Brock Nelson** netted a goal apiece...**G Chad Johnson** stopped 25 shots in the first meeting...**G Jaroslav Halak** made 31 saves through overtime and stopped one-of-two shootout attempts in the second meeting.

WILD LEADERS: **Parise** leads the Wild with 42 points (18-24=42) - his most against any NHL team - in 45 games vs. the Islanders...**Pominville** has 28 points (6-22=28) in 31 games...**Vanek** has 23 points (11-12=23) in 32 matches...**Koivu** has 11 points (3-8=11) in nine games.

WILD GOALIES: **Backstrom** is 5-2-1 with a 2.42 GAA and a .908 SV% in eight career starts vs. the Islanders...**Dubnyk** is 2-2-0 with a 2.22 GAA and a .935 SV% in four career starts...**G Darcy Kuemper** has not faced New York.

ISLANDERS LEADERS: **D Nick Leddy** leads New York with nine points (1-8=9) in 17 games...**RW Kyle Okposo** has six points (3-3=6) in 10 games...**D Thomas Hickey** (1-3=4), **C Frans Nielsen** (1-3=4) and **Tavares** each have four points (1-3=4).

ISLANDERS GOALIES: **Halak** is 2-2-4 with a 1.95 GAA, a .928 SV% and one shutout in nine career starts against the Wild...**G Thomas Greiss** is 2-2-0 with a 2.02 GAA and .932 SV% in four career starts.

CONNECTIONS: **RW Nino Niederreiter** was selected by the Islanders with the fifth overall pick in the 2010 NHL Entry Draft and collected three points (2-1=3) in 64 games with New York (2010-12)...**D Jared Spurgeon** was drafted by New York in the sixth round of the 2008 NHL Entry draft (156th overall)...**Wild Assistant Coach Darby Hendrickson** skated in 16 games with the Islanders in 1995-96...**Vanek** skated in 47 games for the Islanders during the 2013-14 season, tallying 44 points (17-27=44)...**RW Cal Clutterbuck** was selected by Minnesota in the third round of the 2006 NHL Entry Draft (72nd overall) and collected 110 points and 1,457 hits in 346 contests with the Wild (2007-13)...**Leddy** is a native of Eden Prairie and was selected by the Wild in the first round (16th overall) of the 2009 NHL Entry Draft...**D Marek Zidicky** skated in 241 games with Minnesota (2008-11)...**Okposo** is from St. Paul and played one season at the University of Minnesota (2006-07)...**Nelson** is from Warroad and **Lee** hails from Edina.

FAST FACT: Eleven of the 18 all-time meetings with the Islanders have been decided by one goal (7-3-1), including seven of the nine matches at Xcel Energy Center (5-1-1).

2015-2016 MATCHUPS

Tue.	2/2	Barclays Center	6:00 P.M.	Tue.	2/23	Xcel Energy Center	7:00 P.M.
------	-----	-----------------	-----------	------	------	--------------------	-----------



NEW YORK RANGERS

TEAM INFORMATION

Home Ice (Cap., Built)..... Madison Square Garden (18,006, 1968)
Mailing Address..... 2 Pennsylvania Plaza, 26th Floor
 New York, NY 10121
Telephone..... 212.465.6486
Fax..... 212.465.6494
Website..... newyorkrangers.com
Twitter..... @NYRangers
Founded..... 1926-27
Stanley Cup Titles..... 4; 1928, 1933, 1940, 1994
Colors..... Blue, Red and White

DIRECTORY

Executive Chairman..... James L. Dolan
President/Alt. Gov...... Glen Sather
General Manager..... Jeff Gorton
Head Coach..... Alain Vigneault
Associate Coach..... Scott Arniel
Assistant Coach..... Ulf Samuelsson
Assistant Coach..... Darryl Williams
Assistant Coach/Goaltending Coach..... Benoit Allaire

WILD VS. NEW YORK RANGERS

2014-15 Wild Record: 0-2-0 (0-1-0 at Xcel Energy Center, 0-1-0 at New York)
All-Time Wild Record: 6-11-1 (4-5-1 at Xcel Energy Center, 2-6-0 at New York)

Date	Opp.	Scoring By Period 1 2 3 OT F	Shots By Period 1 2 3 OT T	Power Plays	Penalties/ Minutes	Game-Winning Goal	Goaltender (Saves-Shots)	Attn.
10/27	MIN	0 3 1 - 4	13 11 6 - 30	0-4	1-2		Kuemper (15-20)	
	NYR	0 0 5 - 5	5 3 12 - 20	0-1	5-29	Zuccarello (1)	Lundqvist (26-30)	18,006*
	NYR	2 0 1 - 3	6 10 10 - 26	1-6	2-4	Miller (3)	Lundqvist (26-28)	
4/2	MIN	0 1 1 - 2	9 8 11 - 28	0-2	5-12		Dubnyk (23-26)	19,244*
TOTALS		Scoring By Period 1 2 3 OT F	Shots By Period 1 2 3 OT T	Power Plays (%)	Penalties/ Minutes	Goaltenders (Record, Saves-Shots)		
	NYR	2 0 6 - 8	11 13 22 - 46	1-7 (14.3)	7-33	Lundqvist (2-0-0, 52-58)		
	MIN	0 4 2 - 6	22 19 17 - 58	0-6 (0.00)	6-14	Kuemper (0-1-0, 15-20); Dubnyk (0-1-0, 23-26)		

SERIES NOTES

2014-15: The Wild dropped both season meetings to the Rangers, falling 5-4 at Madison Square Garden (10/27) and 3-2 at Xcel Energy Center (4/2)...RW **Justin Fontaine** led Minnesota with three assists...LW **Matt Cooke** (1-1=2), D **Matt Dumba** (0-2=2), C **Mikael Granlund** (0-2=2) and RW **Jason Pominville** (2-0=2) each registered two points...G **Darcy Kuemper** made 15 saves in the first match...G **Devan Dubnyk** stopped 23-of-26 shots in the second match...C **Derick Brassard** led the Rangers with four points (1-3=4)...RW **Mats Zuccarello** (1-2=3), LW **Rick Nash** (2-1=3) and D **Ryan McDonagh** (0-3=3) registered three points each...G **Henrik Lundqvist** went 2-0-0 with a 3.00 GAA and a .897 SV% in two starts.

WILD LEADERS: LW **Zach Parise** leads the Wild with 35 points (15-20=35) in 47 contests against the Rangers...LW **Thomas Vanek** owns 24 points (12-12=24) in 35 matches...Pominville has 19 points (9-10=19) in 32 games.

WILD GOALIES: G **Niklas Backstrom** is 1-3-0 with a 3.29 GAA and a .888 SV% in four career starts against the Rangers...Dubnyk earned the loss in his first career action against the Rangers stopping 23 shots (4/2)...Kuemper is 1-1-0 with a 3.02 GAA and a .880 SV% in two career starts.

RANGERS LEADERS: Nash leads the Rangers with 31 points (15-16=31) in 36 games against the Wild...D **Dan Boyle** owns 17 points (5-12=17) in 29 matches...Brassard has 13 points (3-10=13) in 19 games...D **Keith Yandle** has 11 points (2-9=11) in 27 contests.

RANGERS GOALIES: Lundqvist is 5-3-0 with a 2.82 GAA and a .887 SV% in eight starts against Minnesota...G **Antti Raanta** is 1-1-0 with a 2.56 GAA and a .896 SV% in two starts.

CONNECTIONS: C **Dominic Moore** skated in 40 games with Minnesota in parts of two seasons (2006-08)...C **Derek Stepan** (Hastings), D **Brady Skjei** (Lakeville) and McDonagh (St. Paul) are Minnesota natives...Rangers Hockey Consultant **Doug Risebrough** served as the Wild's General Manager from 2000-09.

FAST FACTS: The Wild is 4-3-0 in its last seven games against the Rangers in Saint Paul, with four of those games decided by one goal...Minnesota has scored seven goals in its two wins at Madison Square Garden and 10 goals in its six losses.

2015-2016 MATCHUPS

Thur.	12/17	Xcel Energy Center	7:00 P.M.	Thur.	2/4	Madison Square Garden	6:00 P.M.
-------	-------	--------------------	-----------	-------	-----	-----------------------	-----------

OTTAWA SENATORS



TEAM INFORMATION

Home Ice (Cap., Built)..... Canadian Tire Centre (19,153, 1996)
Mailing Address..... 1000 Palladium Drive
 Ottawa, Ontario K2V 1A5
Telephone..... 613.599.0100
Fax..... 613.599.5562
Website..... ottawasenators.com
Twitter..... @Senators
Founded..... 1992-93
Stanley Cup Titles..... None
Colors..... Red, White and Black

DIRECTORY

Owner, Governor & Chairman..... Eugene Melnyk
President & Alternate Governor..... Cyril Leeder
President of Hockey Ops., GM & Alt. Gov...... Bryan Murray
Head Coach..... Dave Cameron
Assistant Coach..... Jason Smith
Goaltending Coach..... Rick Wamsley

WILD VS. OTTAWA SENATORS

2014-15 Wild Record: 1-1-0 (1-0-0 at Xcel Energy Center, 0-1-0 at Ottawa)
All-Time Wild Record: 4-8-3 (2-4-2 at Xcel Energy Center, 2-4-1 at Ottawa)

Date	Opp.	Scoring By Period 1 2 3 OT F	Shots By Period 1 2 3 OT T	Power Plays	Penalties/ Minutes	Game-Winning Goal	Goaltender (Saves-Shots)	Attn.
	MIN	0 0 0 - 0	9 10 16 - 35	0-3	9-29		Backstrom (14-17)	
11/6	OTT	0 2 1 - 3	5 4 8 - 17	1-5	6-15	MacArthur (3) TM	Anderson (35-35)	16,867
	OTT	0 2 0 0 2	10 7 11 5 33	0-4	3-6		Hammond (36-38)	
3/3	MIN	0 2 0 0 3	12 13 11 2 38	0-3	4-8		Dubnyk (31-33)	19,054*
TOTALS		Scoring By Period 1 2 3 OT F	Shots By Period 1 2 3 OT T	Power Plays (%)	Penalties/ Minutes	Goaltenders (Record, Saves-Shots)		
	OTT	0 4 1 0 5	15 11 19 5 50	1-9 (11.1)	9-21	Anderson (1-0-0, 35-35); Hammond (0-0-1, 36-38)		
	MIN	0 2 0 0 2	21 23 27 2 73	0-6 (0.00)	13-37	Backstrom (0-1-0, 14-17); Dubnyk (1-0-0, 31-33)		

SERIES NOTES

2014-15: Minnesota split the season series against Ottawa...The Senators won the first season meeting, 3-0, at Canadian Tire Centre (11/6) and the Wild earned a 3-2 shootout victory at Xcel Energy Center (3/3) in the second meeting...D **Matt Dumba** (2-0=2) and C **Mikael Granlund** (0-2=2) led Minnesota with two points each...C **Charlie Coyle** netted the shootout winner in the second contest...G **Niklas Backstrom** made 14-of-17 saves in the first match...G **Devan Dubnyk** stopped 31 shots through overtime and three of the five shootout attempts in the second match...LW **Mike Hoffman** (2-1=3) and RW **Bobby Ryan** (1-2=3) led the Senators with three points each...D **Erik Karlsson** and D **Patrick Wiercioch** both tallied two assists...G **Craig Anderson** stopped all 35 shots faced in the first game...G **Andrew Hammond** made 36-of-38 saves through overtime and stopped two-of-five shootout attempts in the second contest.

WILD LEADERS: LW **Thomas Vanek** leads the Wild with 39 points (19-20=39) in 55 matches against Ottawa...RW **Jason Pominville** has 28 points (11-17=28) in 50 games...LW **Zach Parise** owns 24 points (7-17=24) in 26 contests...D **Ryan Suter** owns seven points (3-4=7) in 10 games.

WILD GOALIES: Backstrom is 0-2-1 with a 3.47 GAA and a .875 SV% in four career starts against Ottawa...Dubnyk is 2-0-0 with a 1.82 GAA and a .936 SV% in three games (two starts)...G **Darcy Kuemper** stopped 29-of-32 shots in his first career game against Ottawa (1/14/14).

SENATORS LEADERS: Ryan owns 22 points (11-11=22) in 23 games vs. Minnesota...LW **Milan Michalek** has 16 points (7-9=16) in 23 contests...Karlsson has recorded 10 points (1-9=10) in seven games against the Wild.

SENATORS GOALIES: Anderson is 4-7-2 with a 2.83 GAA, a .903 SV% and one shutout in 14 games (13 starts)...Hammond made 36 saves in an overtime loss in his first career start against the Wild (3/3/15).

CONNECTIONS: Wild Assistant General Manager **Brent Flahr** spent two seasons (2007-09) as the Senators' Director of Hockey Operations.

FAST FACTS: Minnesota is 2-7-1 in its last 10 contests against Ottawa...The Wild's win on March 3, 2015 was its first win in Saint Paul vs. Ottawa since March 16, 2004.

2015-2016 MATCHUPS

Tue.	3/15	Canadian Tire Centre	6:30 P.M.	Thur.	3/31	Xcel Energy Center	7:00 P.M.
------	------	----------------------	-----------	-------	------	--------------------	-----------



PHILADELPHIA FLYERS

TEAM INFORMATION

Home Ice (Cap., Built).....Wells Fargo Center (19,541, 1996)
Mailing Address.....3601 South Broad Street
 Philadelphia, PA 19148
Telephone.....215.465.4500
Fax.....215.218.7837
Website.....philadelphiaflyers.com
Twitter.....@NHLFlyers
Founded.....1967-68
Stanley Cup Titles.....2; 1974, 1975
Colors.....Orange, Black and White

DIRECTORY

Chairman.....Ed Snider
President.....Paul Holmgren
General Manager.....Ron Hextall
Head Coach.....Dave Hakstol
Assistant Coach.....Gord Murphy
Assistant Coach.....Joe Mullen
Assistant Coach.....Ian Laperriere
Goaltending Coach.....Kim Dillabaugh

WILD VS. PHILADELPHIA FLYERS

2014-15 Wild Record: 1-1-0 (0-1-0 at Xcel Energy Center, 1-0-0 at Philadelphia)

All-Time Wild Record: 6-10-1 (3-3-1 at Xcel Energy Center, 3-7-0 at Philadelphia)

Date	Opp.	Scoring By Period				Shots By Period				Power Plays	Penalties/Minutes	Game-Winning Goal	Goaltender (Saves-Shots)	Attn.
		1	2	3	OT F	1	2	3	OT T					
	MIN	0	1	2	- 3	6	7	16	- 29	1-5	5-10	Zucker (1)	Kuemper (37-39)	
11/20	PHI	0	1	1	- 2	14	13	12	- 39	1-3	7-14		Emery (26-29)	19,919*
	PHI	2	1	2	- 5	8	11	11	- 30	0-1	6-12	Simmonds (4)	Emery (22-24)	
12/23	MIN	1	1	0	- 2	7	10	7	- 24	1-5	2-4		Kuemper (25-29)	19,020*
TOTALS		Scoring By Period				Shots By Period				Power Plays (%)	Penalties/Minutes	Goaltenders (Record, Saves-Shots)		
		1	2	3	OT F	1	2	3	OT T					
	PHI	2	2	3	- 7	22	24	23	- 69	1-4 (25.0)	13-26	Emery (1-1-0, 48-53)		
	MIN	1	2	2	- 5	13	17	23	- 53	2-10 (20.0)	7-14	Kuemper (1-1-0, 62-68)		

SERIES NOTES

2014-15: The Wild split the season series with the Flyers...Minnesota won the first meeting, 3-2, at Wells Fargo Arena (11/20) while Philadelphia won the second, 5-2, at Xcel Energy Center (12/23)...**D Marco Scandella** led the Wild with three points (2-1=3)...**C Charlie Coyle** (1-1=2), **RW Nino Niederreiter** (1-1=2) and **D Ryan Suter** (0-2=2) each tallied two points...**G Darcy Kuemper** went 1-1-0 with a 3.05 GAA and a .912 SV% in two games...**RW Jakub Voracek** led Philadelphia with three assists...**C Claude Giroux** (2-0=2), **C Vincent Lecavalier** (1-1=2), **C Brayden Schenn** (0-2=2), **RW Wayne Simmonds** (1-1=2) and **D Mark Streit** (1-1=2) tallied two points apiece...**G Ray Emery** went 1-1-0 with a 2.52 GAA and a .906 SV% in two starts.

WILD LEADERS: LW **Zach Parise** leads the Wild with 37 points (18-19=37) in 43 games vs. the Flyers...RW **Jason Pominville** has 30 points (12-18=30) in 32 matchups...LW **Thomas Vanek** owns 29 points (13-16=29) in 35 contests.

WILD GOALIES: G **Niklas Backstrom** is 1-4-0 with a 3.58 GAA and a .872 SV% in five career games vs. the Flyers...G **Devan Dubnyk** is 2-2-0 with a 2.27 GAA, a .929 SV% and one shutout in four career starts...Kuemper is 1-1-0 with a 3.06 GAA and a .912 SV% in two career starts.

FLYERS LEADERS: C **Sam Gagner** has 14 points (2-12=14) in 34 contests against Minnesota...Simmonds has 13 points (5-8=13) in 17 contests and Voracek has 12 points (1-11=12) in 15 contests.

FLYERS GOALIES: G **Steve Mason** is 5-6-1 with a 2.64 GAA and a .908 SV% in 12 starts vs. the Wild...G **Michal Neuvirth** allowed two goals on 17 shots against to earn the loss in his lone game against the Wild (10/28/10).

CONNECTIONS: D **Nick Schultz** spent parts of 10 seasons with the Wild (2001-12) and is the franchise leader in games played (743), ranks seventh in assists and 12th in points (26-102=128)...RW **Matt Read** played four seasons at Bemidji State (2007-11)...C **Chris Vandevelde** hails from Moorhead.

FAST FACT: Minnesota earned back-to-back shutouts against Philadelphia (2/10/03, 2/12/03), the first back-to-back shutouts in Wild franchise history.

2015-2016 MATCHUPS

Thur.	1/7	Xcel Energy Center	7:00 P.M.	Thur.	2/25	Wells Fargo Center	6:00 P.M.
-------	-----	--------------------	-----------	-------	------	--------------------	-----------

PITTSBURGH PENGUINS



TEAM INFORMATION

Home Ice (Cap., Built).....CONSOL Energy Center (18,387, 2010)
Mailing Address.....1001 Fifth Avenue
 Pittsburgh, PA 15219
Telephone.....412.642.1300
Fax.....412.255.1980
Website.....pittsburghpenguins.com
Twitter.....@penguins
Founded.....1967-68
Stanley Cup Titles.....3; 1991, 1992, 2009
Colors.....Black, Gold and White

DIRECTORY

Co-Owner/Chairman.....Mario Lemieux
CEO/President.....David Morehouse
VP & General Manager.....Jim Rutherford
Head Coach.....Mike Johnston
Assistant Coach.....Rick Tocchet
Assistant Coach.....Gary Agnew
Goaltending Coach.....Mike Bales

WILD VS. PITTSBURGH PENGUINS

2014-15 Wild Record: 0-2-0 (0-1-0 at Xcel Energy Center, 0-1-0 at Pittsburgh)

All-Time Wild Record: 10-6-1 (4-3-1 at Xcel Energy Center, 6-3-0 at Pittsburgh)

Date	Opp.	Scoring By Period				Shots By Period				Power Plays	Penalties/Minutes	Game-Winning Goal	Goaltender (Saves-Shots)	Attn.
		1	2	3	OT F	1	2	3	OT T					
	PIT	1	2	1	- 4	5	12	5	- 22	1-3	6-15	Sutter (1)	Greiss (33-34)	
11/4	MIN	0	0	1	- 1	6	13	15	- 34	0-4	5-13		Kuemper (18-21)	18,788*
	MIN	0	1	1	- 2	12	11	9	- 32	0-1	2-4	BACKSTROM (29-35); Curry (1-2)		
1/13	PIT	2	1	4	- 7	9	17	11	- 37	1-2	1-2	Kunitz(4)	Fleury (30-32)	18,642*
TOTALS		Scoring By Period				Shots By Period				Power Plays (%)	Penalties/Minutes	Goaltenders (Record, Saves-Shots)		
		1	2	3	OT F	1	2	3	OT T					
	PIT	3	3	5	- 11	14	29	16	- 59	2-5 (40.0)	7-17	Greiss (1-0-0, 33-34); Fleury (1-0-0, 30-32)		
	MIN	0	1	2	- 3	18	24	24	- 66	0-5 (0.00)	7-17	Kuemper (0-1-0, 18-21); Backstrom (0-1-0, 29-35); Curry (0-0-0, 1-2)		

SERIES NOTES

2014-15: Minnesota dropped both contests falling, 4-1, at Xcel Energy Center (11/4) and 7-2 at CONSOL Energy Center (1/13)...D **Jonas Brodin** (1-1=2) and **D Ryan Suter** (0-2=2) led the Wild with two points each...RW **Nino Niederreiter** and **RW Justin Fontaine** also netted a goal apiece...G **Darcy Kuemper** made 18 saves in the first meeting...G **Niklas Backstrom** earned the loss in the second meeting, stopping 29-of-35 shots in 50:48 of play and G **John Curry** made one save in relief...C **Sidney Crosby** led Pittsburgh with four assists...LW **Chris Kunitz** (2-1=3), **D Kris Letang** (1-2=3), **C Evgeni Malkin** (0-3=3), **D Paul Martin** (1-2=3) and LW **David Perron** (2-1=3) each registered three points...G **Thomas Greiss** stopped 33-of-34 shots in the first contest...G **Marc-Andre Fleury** made 30 saves in the second to earn his first win against Minnesota.

WILD LEADERS: LW **Zach Parise** leads the Wild with 37 points (15-22=37) in 47 games against Pittsburgh...RW **Jason Pominville** owns 24 points (10-14=24) in 33 matches...LW **Thomas Vanek** owns 24 points (15-9=24) in 34 contests.

WILD GOALIES: Backstrom is 3-3-0 with a 3.39 GAA and a .897 SV% in six career games vs. the Penguins...G **Devan Dubnyk** is 2-2-0 with a 2.94 GAA and a .905 SV% in four starts...Kuemper stopped 18-of-21 shots in his first career action against Pittsburgh (11/4).

PENGUINS LEADERS: Crosby has 13 points (3-10=13) in nine contests against Minnesota...Perron owns 13 points (7-6=13) in 19 games...Kunitz has 12 points (6-6=12) in 21 matches and C **Matt Cullen** owns 12 points (3-9=12) in 27 games.

PENGUINS GOALIES: G **Marc-Andre Fleury** is 1-5-0 with a 3.43 GAA and a .872 SV% in six starts against Minnesota...G **Jeff Zatkoff** is 1-1-0 with a 3.00 GAA and a .870 SV% in two games.

CONNECTIONS: Wild General Manager **Chuck Fletcher** spent three seasons (2006-09) with the Penguins as Assistant General Manager...Head Coach **Mike Yeo** spent six seasons in Wilkes-Barre/Scranton as an Assistant Coach, and four-plus years in Pittsburgh as an Assistant Coach...Assistant Coach **Darryl Sydor** played with Pittsburgh for two seasons (2007-09)...Cullen is a native of Virginia and totaled 101 points (33-68=101) during three seasons with the Wild (2010-13)...RW **Pascal Dupuis** recorded 141 points (67-74=141) in 334 games during six seasons with the Wild (2000-06)...Crosby played at Shattuck St. Mary's (2002-03)...RW **Phil Kessel** played one season for the University of Minnesota (2005-06).

FAST FACT: Minnesota was the last NHL team (other than Pittsburgh) that Fleury defeated in his career, earning the victory in the last meeting of the season (1/13/15).

2015-2016 MATCHUPS

Tue.	11/17	CONSOL Energy Center	6:30 P.M.	Sat.	12/26	Xcel Energy Center	7:00 P.M.
------	-------	----------------------	-----------	------	-------	--------------------	-----------



SAN JOSE SHARKS

TEAM INFORMATION

Home Ice (Cap., Built)	SAP Center at San Jose (17,562, 1993)
Mailing Address	525 West Santa Clara St. San Jose, CA 95113
Telephone	408.287.7070
Fax	408.999.5797
Website	sjs Sharks.com
Twitter	@SanJoseSharks
Founded	1991-92
Stanley Cup Titles	None
Colors	Deep Pacific Teal, Burnt Orange and Black

DIRECTORY

General Manager	Doug Wilson
Head Coach	Peter DeBoer
Assistant Coach	Bob Boughner
Assistant Coach	Steve Spott
Assistant Coach/Goaltending Coach	Johan Hedberg

WILD VS. SAN JOSE SHARKS

2014-15 Wild Record: 1-1-1 (1-0-1 at Xcel Energy Center, 0-1-0 at San Jose)

All-Time Wild Record: 21-25-7 (13-9-4 at Xcel Energy Center, 8-16-3 at San Jose)

Date	Opp.	Scoring By Period					Shots By Period					Power Plays	Penalties/Minutes	Game-Winning Goal	Goaltender (Saves-Shots)	Attn.
	SJ	1	1	1	0	3	10	5	9	4	28	1-2	1-2		Niemi (43-46)	
10/30	MIN	0	1	2	0	4	15	19	8	4	46	0-1	2-4		Kuemper (25-28)	18,633*
	MIN	0	0	1	-	1	5	9	5	-	19	0-2	4-8		Kuemper (28-30)	
12/11	SJ	0	1	1	-	2	9	14	7	-	30	1-3	3-6	Pavelski (2)	Stalock (18-19)	17,097
	SJ	0	1	2	0	4	8	6	10	2	26	0-4	3-6	Vlasic (3)	Stalock (28-31)	
1/6	MIN	2	0	1	0	3	10	6	12	3	31	0-2	5-10		Kuemper (22-26)	19,043*
TOTALS		1	2	3	OT	F	1	2	3	OT	T	Power Plays (%)	Penalties/Minutes		Goaltenders (Record, Saves-Shots)	
	SJ	1	3	4	0	8	27	25	26	6	84	2-9 (22.2)	7-14		Niemi (0-0-1, 43-46); Stalock (2-0-0, 46-50)	
	MIN	2	1	4	0	7	30	34	25	7	96	0-5 (0.00)	11-22		Kuemper (1-1-1, 75-84)	

SERIES NOTES

2014-15: The Wild went 1-1-1 in three season meetings against the Sharks...Minnesota earned three of four points at Xcel Energy Center with a 4-3 shootout victory (10/30) and a 4-3 overtime loss (1/6) while San Jose won the second game 2-1 at SAP Center at San Jose (12/11)...LW **Jason Zucker** led the team with four points (2-2=4)...C **Kyle Brodziak** (2-0=2), RW **Jason Pominville** (0-2=2) and LW **Thomas Vanek** (0-2=2) tallied two points apiece...G **Darcy Kuemper** went 1-1-1 with a 2.90 GAA and a .893 SV% in three starts...C **Joe Pavelski** led San Jose with five points (2-3=5)...D **Brent Burns** earned four points (1-3=4) and C **Joe Thornton** tallied three points (1-2=3)...G **Antti Niemi** stopped 43 shots in the first game...G **Alex Stalock** went 2-0-0 with a 1.97 GAA and a .920 SV% in two games.

WILD LEADERS: C **Mikko Koivu** has 17 points (7-10=17) in 32 games against San Jose...D **Ryan Suter** owns 17 points (2-15=17) in 36 contests...LW **Zach Parise** has 11 points (5-6=11) in 14 games...Vanek owns eight points (6-2=8) in 12 games.

WILD GOALIES: G **Niklas Backstrom** is 6-13-3 with a 3.07 GAA, a .907 SV% and two shutouts in 22 career starts against San Jose...G **Devan Dubnyk** is 5-7-2 with a 3.07 GAA and a .911 SV% in 14 starts...Kuemper is 1-1-2 with a 2.95 GAA and a .890 SV% in five games (four starts).

SHARKS LEADERS: Thornton owns 36 points (11-25=36) in 38 contests against Minnesota...LW **Patrick Marleau** has 35 points (18-17=35) in 53 games...Pavelski has 25 points (13-12=25) in 29 games.

SHARKS GOALIES: Stalock is 2-0-0 with a 1.96 GAA and a .920 SV% in two starts against Minnesota...G **Martin Jones** is 1-0-0 with a 0.60 GAA, a .974 SV% and one shutout in two games (one start).

CONNECTIONS: Burns was drafted 20th overall by the Wild in the 2003 NHL Entry Draft and ranks sixth on the team's all-time scoring list with 183 points (55-128=183) in 453 games (2003-11)...RW **Joel Ward** made his NHL debut with Minnesota appearing in 11 games (2006-07)...D **Paul Martin** is from Minneapolis and played at the University of Minnesota...Stalock hails from St. Paul and played three seasons with University of Minnesota-Duluth (2006-09)...D **Justin Braun** and D **Matt Tennyson** are also Minneapolis natives.

FAST FACTS: Minnesota has earned points in its last eight contests played against San Jose at Xcel Energy Center (7-0-1) and is 1-9-1 in the last 11 contests at SAP Center...Stalock is the second Minnesota native to face the Wild in goal (Damian Rhodes did so twice in 2001).

2015-2016 MATCHUPS

Sat.	12/12	SAP Center at San Jose	9:30 P.M.	Tue.	4/5	Xcel Energy Center	7:00 P.M.
Sat.	1/23	SAP Center at San Jose	3:00 P.M.				

ST. LOUIS BLUES



TEAM INFORMATION

Home Ice (Cap., Built)	Scottrade Center (19,150, 1994)
Mailing Address	1401 Clark Avenue St. Louis, MO 63103
Telephone	314.622.2500
Fax	314.622.2582
Website	stlouisblues.com
Twitter	@StLouisBlues
Founded	1967-68
Stanley Cup Titles	None
Colors	White, Navy, Blue and Gold

DIRECTORY

Chairman/Governor	Tom Stillman
President of Hockey Ops/GM/Ait. Governor	Doug Armstrong
President & CEO of Business Ops/ Ait. Gov.	Chris Zimmerman
Head Coach	Ken Hitchcock
Associate Coach	Brad Shaw
Assistant Coach	Ray Bennett
Assistant Coach	Kirk Muller
Goaltending Coach	Jim Corsi

WILD VS. ST. LOUIS BLUES

2014-15 Wild Record: 2-1-1 (1-0-1 at Xcel Energy Center, 1-1-0 at St. Louis)

All-Time Wild Record: 25-19-12 (16-7-6 at Xcel Energy Center, 9-12-6 at St. Louis)

Date	Opp.	Scoring By Period					Shots By Period					Power Plays	Penalties/Minutes	Game-Winning Goal	Goaltender (Saves-Shots)	Attn.
	STL	0	1	1	0	2	7	5	10	4	26	0-2	5-21		Allen (36-38)	
11/29	MIN	0	2	0	0	2	10	17	11	0	38	1-5	2-4		Backstrom (24-26)	19,124*
	MIN	0	1	2	-	3	5	5	9	-	19	0-2	4-8	Niederreiter (5)	Dubnyk (41-42)	
3/14	STL	0	1	0	-	1	11	21	10	-	42	0-2	4-8		Dubnyk (16-19)	19,638*
	STL	0	2	1	-	3	6	13	10	-	29	2-4	4-8		ELLIOTT (12-16); Allen (10-12)	
3/21	MIN	2	3	1	-	6	11	11	6	-	28	1-4	4-8	Brodin (1)	Dubnyk (26-29)	19,204*
	MIN	0	1	1	-	2	7	8	10	-	25	1-4	3-6		DUBNYK (11-14); Kuemper (8-9)	
4/11	STL	0	3	1	-	4	1	13	9	-	23	1-2	5-10	Lehtera (2)	Elliott (23-25)	19,155*
TOTALS		1	2	3	OT	F	1	2	3	OT	T	Power Plays (%)	Penalties/Minutes		Goaltenders (Record, Saves-Shots)	
	STL	0	7	3	0	11	25	52	39	4	120	3-10 (30.0)	18-47		Allen (1-0-0, 46-50); Elliott (1-2-0, 51-60)	
	MIN	2	7	4	0	13	33	41	36	0	110	3-15 (20.0)	13-26		Backstrom (0-0-1, 24-26); Dubnyk (2-1-0, 78-85); Kuemper (0-0-0, 8-9)	

SERIES NOTES

2014-15: Minnesota went 2-1-1 against St. Louis...The Wild went 1-0-1 in two games at Xcel Energy Center with a 3-2 shootout loss (11/29) and a 6-3 win (3/21) and split its two games at Scottrade Center with a 3-1 victory (3/14) and a 4-2 defeat (4/11)...C **Charlie Coyle** (0-4=4) and RW **Justin Fontaine** (1-3=4) led Minnesota with four points each against the Blues...C **Mikko Koivu** (2-1=3), LW **Zach Parise** (0-3=3) and LW **Thomas Vanek** (2-1=3) registered three points apiece...G **Niklas Backstrom** made 24 saves through overtime and stopped two-of-three shootout attempts in the first contest...G **Devan Dubnyk** went 2-1-0 with a 2.63 GAA and a .918 SV% in three starts...G **Darcy Kuemper** stopped eight-of-nine shots faced in relief in the last meeting...RW **Vladimir Tarasenko** led St. Louis with five points (3-2=5) against the Wild...LW **Alexander Steen** tallied four assists...C **David Backes** notched three points (2-1=3)...C **Jori Lehtera** had two goals in the final meeting...G **Jake Allen** was 1-0-0 with a 2.38 GAA and a .920 SV% in two games (one start)...G **Brian Elliott** was 1-2-0 with a 3.80 GAA and a .850 SV% in three starts.

WILD LEADERS: Koivu leads the Wild with 27 points (7-20=27) in 36 games against St. Louis...Suter has 24 points (2-22=24) in 53 matches...Parise owns 11 points (9-2=11) in 16 contests...RW **Jason Pominville** owns 10 points (4-6=10) in 16 matches.

WILD GOALIES: Backstrom is 6-9-2 with a 2.75 GAA, a .897 SV% and one shutout in 17 starts against St. Louis...Dubnyk is 2-8-0 with a 4.10 GAA and a .866 SV% in 10 career starts...Kuemper is 0-1-0 with a 4.58 GAA and a .818 SV% in two games (one start).

BLUES LEADERS: C **Paul Stastny** leads the Blues with 31 points (11-20=31) in 50 contests against the Wild...Backes has 20 points (10-10=20) in 33 games...C **Steve Ott** owns 15 points (7-8=15) in 35 games and Steen has 15 points (3-12=15) in 23 contests.

BLUES GOALIES: Elliott is 7-2-0 with a 2.32 GAA, a .895 SV% and two shutouts in 11 games (nine starts) vs. Minnesota...Allen is 1-0-0 with a 2.38 GAA and a .920 SV% in two games (one start).

CONNECTIONS: Wild Assistant Coach **Darryl Sydor** ended his career playing 47 games for the Blues in 2009-10...Assistant Coach **Rick Wilson** played two seasons in St. Louis (1974-76)...C **Kyle Brodziak** played six seasons with Minnesota (2009-15), ranking seventh all-time in games played (446) and eighth in goals (72) and points (169)...Backes is a native of Minneapolis and played three seasons at Minnesota State Mankato (2003-06).

FAST FACTS: The Wild topped the Blues in the first round of the 2015 Stanley Cup Playoffs, clinching the series victory with a Game 6 win in Saint Paul – marking the first time in franchise history Minnesota earned a playoff series win on home ice or before a deciding seventh game...The Wild has earned points in five of its last nine regular-season games played in St. Louis (3-4-2).

2015-2016 MATCHUPS

Sat.	10/10	Xcel Energy Center	7:00 P.M.	Sat.	2/6	Scottrade Center	7:00 P.M.
Sat.	10/31	Scottrade Center	7:00 P.M.	Sun.	3/6	Xcel Energy Center	7:00 P.M.
Thur.	12/31	Scottrade Center	7:00 P.M.				



TAMPA BAY LIGHTNING

TEAM INFORMATION

Home Ice (Cap., Built)	Amalie Arena (19,204, 1996)
Mailing Address	401 Channelside Drive Tampa Bay, FL 33602
Telephone	813.301.6500
Fax	813.301.1480
Website	tampabaylightning.com
Twitter	@TBLightning
Founded	1992-93
Stanley Cup Titles	2004
Colors	Black, White, Blue and Silver

DIRECTORY

Owner, Chairman and Governor	Jeff Vinik
Chief Executive Officer	Steve Griggs
Vice President & General Manager	Steve Yzerman
Head Coach	Jon Cooper
Associate Coach	Rick Bowness
Assistant Coach	Steve Thomas
Goaltending Coach	Frantz Jean

WILD VS. TAMPA BAY LIGHTNING

2014-15 Wild Record: 1-1-0 (0-1-0 at Xcel Energy Center, 1-0-0 at Tampa Bay)

All-Time Wild Record: 11-5-2 (7-2-0 at Xcel Energy Center, 4-3-2 at Tampa Bay)

Date	Opp.	Scoring By Period 1 2 3 OT F	Shots By Period 1 2 3 OT T	Power Plays	Penalties/ Minutes	Game-Winning Goal	Goaltender (Saves-Shots)	Attn.
	TB	1 1 0 - 2	4 9 6 - 19	0-4	2-7		NABOKOV (4-8); Bishop (11-14)	
10/25	MIN	4 2 1 - 7	8 6 8 - 22	0-1	5-13	Haula (1)	Kuemper (17-19)	18,884*
	MIN	0 1 0 - 1	7 12 12 - 31	0-3	2-4	Killorn (1)	Kuemper (26-28)	
11/22	TB	0 2 0 - 2	8 11 9 - 28	1-2	3-6		Bishop (30-31)	19,204*
TOTALS		Scoring By Period 1 2 3 OT F	Shots By Period 1 2 3 OT T	Power Plays (%)	Penalties/ Minutes	Goaltenders (Record, Saves-Shots)		
	TB	1 3 0 - 4	12 20 15 - 47	1-6 (16.7)	5-13	Nabokov (0-1-0, 4-8)	Bishop (1-0-0, 41-45)	
	MIN	4 3 1 - 8	15 18 20 - 53	0-4 (0.00)	7-17		Kuemper (1-1-0, 43-47)	

SERIES NOTES

2014-15: Minnesota split the season series against Tampa Bay as the Wild earned a 7-2 victory at Xcel Energy Center (10/25) and suffered a 2-1 loss at Amalie Arena (11/22)...**LW Zach Parise** (2-1=3) and **LW Thomas Vanek** (0-3=3) led Minnesota with three points each...**D Marco Scandella** (1-1=2) and **LW Jason Zucker** (2-0=2) each tallied two points...**G Darcy Kuemper** went 1-1-0 with a 2.03 GAA and a .915 SV% in two games...**D Anton Stralman** led Tampa Bay with four points (1-3=4)...**RW Nikita Kucherov**, **C Steven Stamkos** and **C Alex Killorn** netted a goal apiece...**G Evgeni Nabokov** started the first meeting, allowing four goals on eight shots in 17:15...**G Ben Bishop** went 1-0-0 with a 2.33 GAA and a .911 in two games (one start).

WILD LEADERS: Vanek leads Minnesota with 43 points (25-18=43) in 38 matches against Tampa Bay...**RW Jason Pominville** has 37 points (16-21=37) in 33 games...Parise owns 25 points (12-13=25) in 28 games.

WILD GOALIES: **G Niklas Backstrom** is 5-1-1 with a 1.68 GAA, a .945 SV% and one shutout in seven games against Tampa Bay...**G Devan Dubnyk** is 5-7-2 with a 3.07 GAA and a .911 SV% in 14 starts...Kuemper is 2-1-0 with a 1.68 GAA and a .939 SV% in three career starts.

LIGHTNING LEADERS: **C Valtteri Filppula** has 17 points (4-13=17) in 30 games...Stamkos has seven points (4-3=7) in nine games...**D Braydon Coburn** has six points (2-4=6) in 11 games.

LIGHTNING GOALIES: Bishop is 2-1-0 with a 1.90 GAA and a .928 SV% in four games (three starts)...**G Andrei Vasilevskiy** has not faced Minnesota.

CONNECTIONS: Wild Assistant Coach **Darryl Sydor** played 111 games with the Lightning (2003-06)...Assistant Coach **Rick Wilson** served as an Associate Coach for Tampa in 2009-10...Lightning CEO **Steve Griggs** spent eight years as Vice President of Sales and Service for the Wild...**RW J.T. Brown** hails from Burnsville and played two seasons at the University of Minnesota-Duluth (2010-12).

FAST FACT: The Wild earned its first-ever franchise win, 6-5, against Tampa Bay at Xcel Energy Center (10/18/00).

2015-2016 MATCHUPS

Sat.	11/7	Xcel Energy Center	7:00 P.M.	Sat.	1/2	Amalie Arena	6:00 P.M.
------	------	--------------------	-----------	------	-----	--------------	-----------

TORONTO MAPLE LEAFS



TEAM INFORMATION

Home Ice (Cap., Built)	Air Canada Centre (18,819, 1999)
Mailing Address	50 Bay Street, Suite 500 Toronto, Ontario M5J 2L2
Telephone	416.815.5700
Fax	416.359.9331
Website	mapleleafs.com
Twitter	@MapleLeafs
Founded	1917-18
Stanley Cup Titles	13; 1918, 1922, 1932, 1942, 1945, 1947, 1948, 1949, 1951, 1962, 1963, 1964, 1967
Colors	Blue and White

DIRECTORY

Chairman, NHL Governor	Larry Tanenbaum
President & Alt. Governor	Brendan Shanahan
General Manager	Lou Lamoriello
Head Coach	Mike Babcock
Assistant Coach	Jim Hillier
Assistant Coach	D.J. Smith
Assistant Coach	Andrew Brewer
Goaltending Coach	Steve Briere

WILD VS. TORONTO MAPLE LEAFS

2014-15 Wild Record: 2-0-0 (1-0-0 at Xcel Energy Center, 1-0-0 at Toronto)

All-Time Wild Record: 6-8-0 (4-2-0 at Xcel Energy Center, 2-6-0 at Toronto)

Date	Opp.	Scoring By Period 1 2 3 OT F	Shots By Period 1 2 3 OT T	Power Plays	Penalties/ Minutes	Game-Winning Goal	Goaltender (Saves-Shots)	Attn.
	TOR	0 0 1 - 1	14 12 9 - 35	1-4	4-8		Bernier (26-29)	
1/2	MIN	0 1 2 - 3	10 10 9 - 29	1-3	5-10	Spurgeon (1)	Kuemper (34-35)	19,168*
	MIN	1 0 1 - 2	11 16 5 - 32	0-3	5-13	Vanek (2)	Dubnyk (35-36)	
3/23	TOR	0 0 1 - 1	8 10 18 - 36	0-4	4-11		Bernier (30-32)	18,366
TOTALS		Scoring By Period 1 2 3 OT F	Shots By Period 1 2 3 OT T	Power Plays (%)	Penalties/ Minutes	Goaltenders (Record, Saves-Shots)		
	TOR	0 0 2 - 2	22 22 27 - 71	1-8 (12.5)	8-19	Bernier (0-2-0, 56-61)		
	MIN	1 1 3 - 5	21 26 14 - 61	1-6 (16.7)	10-23	Kuemper (1-0-0, 34-35); Dubnyk (1-0-0, 35-36)		

SERIES NOTES

2014-15: The Wild swept the season series with a 3-1 victory at Xcel Energy Center (1/2) and a 2-1 win at Air Canada Centre (3/23)...**C Charlie Coyle** (1-2=3) and **LW Thomas Vanek** (1-2=3) led Minnesota with three points each...**C Mikko Koivu** (1-1=2) registered two points while **C Kyle Brodziak** and **D Jared Spurgeon** netted a goal apiece...**G Darcy Kuemper** made 34 saves in the first meeting...**G Devan Dubnyk** stopped 35 shots in the second meeting...**D Cody Franson** and **D Jake Gardiner** each scored a goal for Toronto as **D Dion Phaneuf**, **LW James van Riemsdyk** and **LW Joffrey Lupul** tallied an assist apiece...**G Jonathan Bernier** went 0-2-0 with a 2.56 GAA and a .918 SV% in two games.

WILD LEADERS: Vanek leads Minnesota with 51 points (23-28=51) in 52 matches against Toronto...**RW Jason Pominville** owns 50 points (19-31=50) in 54 contests against Toronto, his highest total against any team...**LW Zach Parise** has 19 points (11-8=19) in 28 contests...Koivu has eight points (2-6=8) in nine games.

WILD GOALIES: **G Niklas Backstrom** is 2-2-0 with a 2.40 GAA and a .917 SV% in five career starts vs. the Maple Leafs...Dubnyk is 1-1-1 with a 3.90 GAA and a .883 SV% in four games (three starts)...Kuemper is 1-1-0 with a 2.60 GAA and a .905 SV% in two starts.

MAPLE LEAFS LEADERS: Phaneuf has 17 points (7-10=17) in 37 games against the Wild...Lupul owns 11 points (6-5=11) in 26 matches...**D Stephane Robidas** has nine points (2-7=9) in 39 games...**D Roman Polak** has eight points (2-6=8) in 26 games.

MAPLE LEAFS GOALIES: Bernier is 3-3-3 with a 1.41 GAA, a .947 SV% and three shutouts in nine career starts vs. Minnesota...**G James Reimer** is 2-0-0 with a 0.50 GAA, .985 SV% and one shutout in two starts.

CONNECTIONS: Wild Assistant Coach **Darby Hendrickson** was selected by Toronto in the 1990 NHL Entry Draft and skated in 233 games with the Maple Leafs (1994-99)...Gardiner is from Minnetonka.

FAST FACTS: The Wild has scored one goal or less in seven of its eight all-time losses to the Maple Leafs...In its six wins, Minnesota has outscored Toronto 23-9...Toronto's six games played at Xcel Energy Center are the fewest by any team.

2015-2016 MATCHUPS

Thur.	12/3	Xcel Energy Center	7:00 P.M.	Thur.	3/3	Air Canda Centre	6:30 P.M.
-------	------	--------------------	-----------	-------	-----	------------------	-----------



VANCOUVER CANUCKS

TEAM INFORMATION

Home Ice (Cap., Built)	Rogers Arena (18,910, 1995)
Mailing Address	800 Griffiths Way Vancouver, B.C. V6B 6G1
Telephone	604.899.4600
Fax	604.899.4640
Website	canucks.com
Twitter	@VanCanucks
Founded	1970-71
Stanley Cup Titles	None
Colors	Blue, White and Green

DIRECTORY

Chairman and Governor	Francesco Aquilini
General Manager	Jim Benning
Head Coach	Willie Desjardins
Assistant Coach	Glen Gulutzan
Assistant Coach	Doug Lidster
Assistant Coach	Perry Pearson
Goaltending Coach	Roland Melanson

WILD VS. VANCOUVER CANUCKS

2014-15 Wild Record: 2-1-0 (1-0-0 at Xcel Energy Center, 1-1-0 at Vancouver)

All-Time Wild Record: 34-31-14 (21-14-5 at Xcel Energy Center, 13-17-9 at Vancouver)

Date	Opp.	Scoring By Period	Shots By Period	Power Plays	Penalties/Minutes	Game-Winning Goal	Goaltender (Saves-Shots)	Attn.
2/1	MIN	0 2 2 - 4	5 8 7 - 20	1-2	6-15	Vanek (1)	Dubnyk (35-37)	18,438
	VAN	0 0 2 - 2	11 7 19 - 37	0-4	4-11		Miller (16-20)	
2/9	VAN	1 1 1 - 3	10 7 8 - 25	0-1	8-19	MILLER (13-18); Lack (14-14)	Dubnyk (22-25)	18,804*
	MIN	3 2 0 - 5	11 10 11 - 32	2-5	4-11	Suter (1)	Dubnyk (26-29)	
2/16	VAN	0 1 2 - 3	8 11 10 - 29	0-1	1-2	Biega (1)	Lack (20-22)	18,465
	MIN	1 0 1 - 2	7 6 9 - 22	0-1	1-2			
TOTALS		Scoring By Period	Shots By Period	Power Plays (%)	Penalties/Minutes	Goaltenders (Record, Saves-Shots)		
	VAN	1 2 5 - 8	29 25 37 - 91	0-6 (0.00)	13-32	Miller (0-2-0, 29-38); Lack (1-0-0, 34-36)		
	MIN	4 4 3 - 11	23 24 27 - 74	3-8 (37.5)	11-28	Dubnyk (2-1-0, 83-91)		

SERIES NOTES

2014-15: Minnesota won the season series 2-1-0. The Wild won 2-1 at Rogers Arena (2/1) and 5-3 at Xcel Energy Center (2/9) and suffered a 3-2 loss at Vancouver (2/16). RW **Nino Niederreiter** led the Wild with four points (3-1=4). C **Mikko Koivu** (0-3=3), D **Ryan Suter** (1-2=3) and C **Jordan Schroeder** (1-2=3) notched three points each. G **Devan Dubnyk** went 1-2-0 with a 2.68 GAA and a .912 SV% in three games. C **Henrik Sedin** led the Canucks with four points (1-3=4). LW **Daniel Sedin** tallied three points (1-2=3) while D **Dan Hamhuis** (0-2=2), LW **Chris Higgins** (0-2=2), C **Bo Horvat** (1-1=2) and RW **Radim Vrbata** (0-2=2) had two points apiece. G **Ryan Miller** went 0-2-0 with a 5.65 GAA and a .784 SV% in two starts. G **Eddie Lack** went 1-0-0 with a 1.32 GAA and a .944 SV% in two games (one start).

WILD LEADERS: Koivu leads Minnesota with 33 points (10-23=33) in 49 games against Vancouver. Suter has 14 points (2-12=14) in 38 matches. LW **Thomas Vanek** owns nine points (3-6=9) in 10 contests. LW **Zach Parise** has nine points (6-3=9) in 15 meetings.

WILD GOALIES: G **Niklas Backstrom** is 13-13-6 with a 2.63 GAA, a .908 SV% and one shutout in 33 games (31 starts) against Vancouver. Dubnyk is 8-7-3 with a 2.54 GAA, .922 SV% and three shutouts in 20 games (17 starts). G **Darcy Kuemper** is 1-2-0 with a 2.20 GAA and a .918 SV% in three career starts.

CANUCKS LEADERS: H. Sedin owns 62 points (12-50=62) in 77 games vs. Minnesota. He ranks first all-time against the Wild in assists and games played and second in points. D. Sedin has 59 points (21-38=59) in 74 matches. He ranks second in assists and third in games played and points against Minnesota. Vrbata has 23 points (13-10=23) in 39 games. D **Alexander Edler** owns 19 points (5-14=19) in 38 contests.

CANUCKS GOALIES: Miller is 4-5-0 with a 3.03 GAA, a .886 SV% and one shutout in nine starts against the Wild. G **Jacob Markstrom** has not faced Minnesota.

CONNECTIONS: Schroeder was selected by the Canucks with the 22nd overall pick in the 2009 NHL Entry Draft and skated in 56 games with Vancouver (2012-14). Wild Assistant Coach **Darby Hendrickson** skated in 27 games with the Canucks in 1998-99. Goaltending Coach **Bob Mason** appeared in six games with Vancouver in 1990-91.

FAST FACTS: Minnesota is 6-2-0 in its last eight games against Vancouver including three wins in the last four games at Rogers Arena. The Wild's 82 points versus the Canucks are its third-most against any NHL franchise.

2015-2016 MATCHUPS

Wed. 11/25	Xcel Energy Center	6:00 P.M.	Mon. 2/15	Rogers Arena	9:00 P.M.
Tue. 12/15	Xcel Energy Center	7:00 P.M.			

WASHINGTON CAPITALS



TEAM INFORMATION

Home Ice (Cap., Built)	Verizon Center (18,506, 1997)
Mailing Address	627 N. Glebe Rd, Suite 850 Arlington, VA 22203
Telephone	202.266.2200
Fax	202.266.2210
Website	washingtoncaps.com
Twitter	@washcaps
Founded	1974-75
Stanley Cup Titles	None
Colors	Red, White, Blue

DIRECTORY

Chairman and Majority Owner	Ted Leonsis
Vice Chairman and President, COO	Dick Patrick
Senior VP and General Manager	Brian MacLellan
Head Coach	Barry Trotz
Assistant Coach	Blaine Forsythe
Assistant Coach	Lane Lambert
Assistant Coach	Todd Reirden
Goaltending Coach	Mitch Korn

WILD VS. WASHINGTON CAPITALS

2014-15 Wild Record: 1-1-0 (0-1-0 at Xcel Energy Center, 1-0-0 at Washington)

All-Time Wild Record: 9-6-1 (7-1-0 at Xcel Energy Center, 2-5-1 at Washington)

Date	Opp.	Scoring By Period	Shots By Period	Power Plays	Penalties/Minutes	Game-Winning Goal	Goaltender (Saves-Shots)	Attn.
3/5	MIN	0 0 2 - 2	11 8 11 - 30	0-2	1-2	Pominville (3)	Dubnyk (24-25)	18,506*
	WSH	1 0 0 - 1	8 7 10 - 25	1-1	2-4		Holtby (28-30)	
3/19	WSH	0 2 1 - 3	8 12 7 - 27	0-4	5-10	Ovechkin (11)	Holtby (28-30)	
	MIN	0 1 1 - 2	8 9 13 - 30	1-3	6-12		Dubnyk (24-27)	19,044*
TOTALS		Scoring By Period	Shots By Period	Power Plays (%)	Penalties/Minutes	Goaltenders (Record, Saves-Shots)		
	WSH	1 2 1 - 4	16 19 17 - 52	1-5 (20.0)	7-14	Holtby (1-1-0, 56-60)		
	MIN	0 1 3 - 4	19 17 24 - 60	1-5 (20.0)	7-14	Dubnyk (1-1-0, 48-52)		

SERIES NOTES

2014-15: The Wild split the season series against the Capitals. Minnesota earned a 2-1 victory at Verizon Center (3/2) before falling at Xcel Energy Center, 3-2 (3/19). LW **Zach Parise** led the Wild with three assists. RW **Jason Pominville** (2-0=2) and C **Mikael Granlund** (0-2=2) tallied two points each. D **Christian Folin** and D **Jared Spurgeon** netted a goal apiece. G **Devan Dubnyk** went 1-1-0 with a 2.02 GAA and a .923 SV%. C **Evgeny Kuznetsov** (1-1=2), D **Matt Niskanen** (0-2=2) and LW **Alex Ovechkin** (2-0=2) led Washington with two points each. G **Braden Holtby** went 1-1-0 with a 2.03 GAA and a .933 SV%.

WILD LEADERS: LW **Thomas Vanek** has 23 points (11-12=23) in 33 matches vs. Washington. Pominville owns 23 points (11-12=23) in 34 contests. Parise owns 22 points (8-14=22) in 28 games.

WILD GOALIES: G **Niklas Backstrom** is 3-1-0 with a 2.75 GAA and a .896 SV% in four career starts against the Capitals. Dubnyk is 2-2-0 with a 3.27 GAA and a .887 SV% in four career starts. G **Darcy Kuemper** has not faced Washington.

CAPITALS LEADERS: RW **Justin Williams** leads the Capitals with 19 points (9-10=19) in 25 games against Minnesota. RW **T.J. Oshie** has 16 points (7-9=16) in 21 games. Niskanen owns 10 points (5-5=10) in 18 contests. Ovechkin has nine points (6-3=9) in eight games and LW **Jason Chimera** has nine points (4-5=9) in 32 contests. C **Brooks Laich** has eight points (3-5=8) in 10 matches.

CAPITALS GOALIES: Holtby is 3-2-0 with a 2.19 GAA, .918 SV% and one shutout in five starts against Minnesota. G **Justin Peters** is 0-1-1 with a 2.00 GAA and a .922 SV% in two games (one start).

CONNECTIONS: Wild Assistant Coach **Andrew Brunette** was selected by Washington in the seventh round (174th overall) of the 1993 NHL Entry Draft and recorded 40 points (18-22=40) in 62 games (1995-98) with the Capitals. Goaltending Coach **Bob Mason** went 35-29-7 in 76 games for the Capitals in five seasons (1983-87, 1989-90). Niskanen is native of Virginia, Minn., and played at the University of Minnesota Duluth (2005-07). D **Nate Schmidt** is a native of St. Cloud, Minn., and played at the University of Minnesota (2010-13). Oshie played high school hockey in Warroad.

FAST FACTS: Washington was the second to last NHL team to earn a regulation win at Xcel Energy Center (3/19/15). The Wild has outscored the Capitals 21-13 at Xcel Energy Center.

2015-2016 MATCHUPS

Thur. 2/11	Xcel Energy Center	7:00 P.M.	Fri. 2/26	Verizon Center	6:00 P.M.
------------	--------------------	-----------	-----------	----------------	-----------



WINNIPEG JETS

TEAM INFORMATION

Home Ice (Cap., Built)	MTS Centre (15,004, 2004)
Mailing Address	345 Graham Ave. Winnipeg, Manitoba R3C 5S6
Telephone	204.987.7835
Fax	204.926.5555
Website	winnipegjets.com
Twitter	@NHLJets
Founded	1999
Stanley Cup Titles	None
Colors	Navy Blue, Royal Blue, Silver and White

WILD VS. WINNIPEG JETS

2014-15 Wild Record: 2-1-2 (1-1-1 at Xcel Energy Center, 1-0-1 at Winnipeg)

All-Time Wild Record: 12-5-5 (6-2-3 at Xcel Energy Center, 6-3-2 at Winnipeg)

Date	Opp.	Scoring By Period				Shots By Period				Power Plays	Penalties/Minutes	Game-Winning Goal	Goaltender (Saves-Shots)	Attn.
		1	2	3	OT	F	1	2	3	OT	T			
11/16	WPG	0	0	3	0	3	3	14	8	0	25	0-8	Pavelec (8-11); HUTCHINSON (15-16)	
	MIN	3	0	0	1	4	11	9	5	2	27	1-5	Scandella (2)Backstrom (19-22); KUEMPER (3-3)18,808*	
12/27	WPG	0	1	2	1	4	7	8	7	1	23	0-3	Ladd (4) Hutchinson (22-25)	
	MIN	1	0	2	0	3	8	8	8	1	25	1-5	Curry (19-23) 19,177*	
12/29	MIN	0	3	0	—	3	14	11	6	—	31	0-4	Scandella (4) Kuemper (28-30)	
	WPG	1	1	0	—	2	8	11	11	—	30	2-3	Hutchinson (28-31) 15,016*	
2/10	MIN	0	0	1	—	1	8	13	7	2	30	0-3	Dubnyk (32-34)	
	WPG	0	0	1	1	2	15	9	8	2	34	0-4	Hutchinson (29-30) 15,016*	
4/6	MIN	0	0	0	—	0	9	12	11	—	32	0-3	Wheeler (6) Pavelec (32-32)	
													Dubnyk (32-34) 19,010*	
TOTALS		1	2	3	OT	F	1	2	3	OT	T	Power Plays (%)	Penalties/Minutes	Goaltenders (Record, Saves-Shots)
	WPG	2	3	6	2	13	49	53	41	3	146	3-22 (13.6)	25-56	Hutchinson (2-1-1, 94-102); Pavelec (1-0-0, 40-43)
	MIN	4	3	3	1	11	50	53	37	5	145	2-20 (10.0)	27-60	Backstrom (0-0-0, 19-22); Curry (0-0-1, 19-23); Kuemper (2-0-0, 31-33); Dubnyk (0-1-1, 64-68)

SERIES NOTES

2014-15: Minnesota went 2-1-2 against Winnipeg...The Wild earned a 4-3 overtime win (11/16), a 4-3 overtime loss (12/27) and a 2-0 shutout loss (4/6) at Xcel Energy Center...Minnesota claimed a 3-2 victory (12/29) and lost 2-1 in overtime (2/10) at MTS Centre...RW **Jason Pominville** led Minnesota with seven points (2-5-7)...C **Mikael Granlund** (1-2-3), LW **Zach Parise** (2-1-3) and D **Marco Scandella** (2-1-3) registered three points each...G **Niklas Backstrom** started the first game, making 19-of-22 saves in 50:34...G John Curry made 19 saves in the second game...G **Darcy Kuemper** went 2-0-0 with a 1.71 GAA and a .939 SV% in two games (one start)...G **Devan Dubnyk** went 0-1-1 with a 1.97 GAA and a .941 SV% in two starts...LW **Andrew Ladd** led the Jets with four points (2-2-4)...D **Dustin Byfuglien** (1-2-3), C **Bryan Little** (1-2-3), C **Mathieu Perreault** (1-2-3) and RW **Blake Wheeler** (2-1-3) recorded three points apiece...G **Ondrej Pavelec** went 1-0-0 with a 2.25 GAA, a .930 SV% and one shutout in two starts...G **Michael Hutchinson** went 2-1-1 with a 2.12 GAA and a .922 SV% in four games (three starts).

WILD LEADERS: Pominville leads Minnesota with 32 points (13-19=32) in 37 contests against Winnipeg...Parise owns 30 points (15-15=30) in 33 games...LW **Thomas Vanek** has 28 points (18-10=28) in 36 contests...C **Mikko Koivu** has 14 points (4-10=14) in 17 games.

WILD GOALIES: Backstrom is 2-4-2 with a 2.99 GAA and a .897 SV% in nine starts vs. the Jets...Dubnyk is 2-2-1 with a 3.00 GAA and a .906 SV% in five starts...Kuemper is 2-0-0 with a 1.71 GAA and a .939 SV% in two career games (one start).

JETS LEADERS: Byfuglien leads the Jets with 20 points (6-14=20) in 25 games against Minnesota...Ladd owns 13 points (4-9=13) in 22 contests...Little has 10 points (4-6=10) in 15 games...Wheeler has eight points (4-4=8) in 16 games.

JETS GOALIES: Pavelec is 3-2-1 with a 2.15 GAA, a .932 SV% and one shutout in eight starts against Minnesota...Hutchinson is 2-2-1 with a 1.90 GAA and a .924 SV% in five games (four starts).

CONNECTIONS: Byfuglien is a native of Roseau... D **Mark Stuart** is from Rochester...Wheeler hails from Robbinsdale and went to the University of Minnesota (2005-08).

FAST FACTS: The Wild has earned points in nine of its last 11 games against the Jets (6-2-3)...The Minnesota North Stars went 26-20-3 versus the Jets from 1979-93.

2015-2016 MATCHUPS

Sun.	10/25	MTS Centre	5:00 P.M.	Fri.	1/15	Xcel Energy Center	7:00 P.M.
Tue.	11/10	Xcel Energy Center	7:00 P.M.	Sun.	4/3	MTS Centre	6:00 P.M.
Fri.	11/27	Xcel Energy Center	3:00 P.M.				

DIRECTORY

Chairman and Governor	Mark Chipman
Executive V.P. and COO	John Olcott
Executive V.P. and General Manager	Kevin Cheveldayoff
Head Coach	Paul Maurice
Assistant Coach	Charlie Huddy
Assistant Coach	Pascal Vincent
Goaltending Coach	Wade Flaherty

SEPTEMBER

10	Rookie camps open
17	Training camps open
20	Preseason schedule begins
21	NHL Alumni Awards Gala Dinner — Honorees: Mark Messier, Gerry Sillers and Pete Tucker (Toronto, Ont.)
21	2015 Kraft Hockeyville™ Canada: San Jose Sharks vs. Vancouver Canucks (North Saanich, B.C.)
24	CCM/USA Hockey All-American Prospects Game (First Niagara Center, Buffalo, N.Y.)
29	2015 Kraft Hockeyville™ USA: Tampa Bay Lightning vs. Pittsburgh Penguins (Johnstown, Pa.)
29	NHL Board of Governors Meeting (New York, N.Y.)

OCTOBER

6	Opening day playing rosters set (5:00 p.m. ET)
7	Opening night: 2015-16 NHL Regular Season begins 2015 Molson Canadian NHL Face-Off™
	Blackhawks raise Stanley Cup banner: New York Rangers at Chicago Blackhawks
9	New York Islanders play first NHL game at Barclays Center vs. Chicago Blackhawks (Brooklyn, N.Y.)
19–Nov. 13	Hockey Fights Cancer Awareness campaign

NOVEMBER

6	Hockey Hall of Fame Game: Detroit Red Wings at Toronto Maple Leafs (Air Canada Centre, Toronto, Ont.)
9	Hockey Hall of Fame induction ceremony (Toronto, Ont.) Inductees: Sergei Fedorov, Phil Housley, Nicklas Lidstrom, Chris Pronger, Angela Ruggiero (Player category); Bill Hay, Peter Karmanos Jr. (Builder category); Media honorees: Bob McKenzie, Nick Nickson.
10	NHL General Managers' Meeting (Toronto, Ont.)
26	NHL Founders Day (1917)
27	2015 Discover NHL Thanksgiving Showdown™: New York Rangers at Boston Bruins (1:00 p.m. ET)

DECEMBER

1	Signing deadline for Group 2 free agents (5:00 p.m. ET)
7-8	NHL Board of Governors Meeting (Pebble Beach, Calif.)
17	U.S. Hockey Hall of Fame induction (Inductees: Ron DeGregorio, Chris Drury, Angela Ruggiero, Mathieu Schneider) & Celebration of Lester Patrick (Recipients: Bob Crocker, Jeremy Jacobs) (Boston, Mass.).
19-27	Holiday roster freeze in effect: For all players on an NHL active roster, injured reserve, or with non-roster and injured non-roster status as of midnight (local time) Dec. 19, a roster freeze shall apply through midnight (local time) Dec. 27, with respect to waivers, trades and loans, subject to the exceptions provided for in CBA Article 16.5 (d).
23-25	Holiday break (no scheduled practices — dressing rooms closed)
26–Jan. 5	IIHF World Junior Championship (Helsinki, Finland)

JANUARY

1	2016 Bridgestone NHL Winter Classic®: Montreal Canadiens vs. Boston Bruins (Gillette Stadium, Foxborough, Mass.)
12	USHL/NHL Top Prospects Game (Omaha, Nebr.)
Week of 18th	NHL Central Scouting Mid-Season Rankings release
28	CHL/NHL Top Prospects Game (Pacific Coliseum, Vancouver, B.C.)
28–Feb. 1	NHL All-Star Break (no games played)

28-31	No scheduled practices — dressing rooms closed
30	NHL All-Star Skills Competition™ (Bridgestone Arena, Nashville, Tenn.)
31	2016 NHL All-Star Game (Bridgestone Arena, Nashville, Tenn.)
31–Feb. 1	AHL All-Star Classic (Syracuse, N.Y.)

FEBRUARY

1	Hockey is for Everyone Month begins
2	NHL Regular Season resumes
5-6	ECHL Hockey Heritage Weekend (host: Kalamazoo, Mich.)
6	16th Annual Scotiabank Hockey Day in Canada (host: Kamloops, B.C.)
21	2016 Coors Light NHL Stadium Series™: Chicago Blackhawks vs. Minnesota Wild (TCF Bank Stadium, Minneapolis, Min.)
19-21	9th Annual Hockey Weekend Across America presented by CCM (USA Hockey)
27	2016 Coors Light NHL Stadium Series™: Detroit Red Wings vs. Colorado Avalanche (Coors Field, Denver, Colo.)
29	Trade deadline (3:00 p.m. ET)

MARCH

1	Deadline for each national association to announce at least 16 members of its 2016 World Cup of Hockey roster
14-16	NHL General Managers' Meeting (Boca Raton, Fla.)

APRIL

7-9	NCAA Frozen Four (Amalie Arena, Tampa Bay, Fla.)
9	Last day of regular season (all teams in action)
Week of 11th	NHL Central Scouting Final Rankings release
13	Stanley Cup Playoffs begin
14-24	IIHF Under-18 World Championship (Grand Forks, N.D.)
29-May 15	IIHF World Championship (Moscow and St. Petersburg, Russia)
TBA	NHL Draft Lottery

MAY

19-29	CHL Memorial Cup (Red Deer, Alta.)
29-June 4	NHL Scouting Combine (Buffalo, N.Y.)

JUNE

1	Deadline for each national association to announce balance of its team's roster (20 skaters and three goalies total) for 2016 World Cup of Hockey
18	Last possible day for 2016 Stanley Cup Final
TBA	Deadline for first club-elected salary arbitration (later of June 15 or 48 hours after the conclusion of the Stanley Cup Final, 5:00 p.m. ET)
TBA	NHL Awards
24-25	NHL Draft (First Niagara Center, Buffalo, N.Y.)

JULY

1	Free agency begins (12:00 p.m. ET)
5	Deadline for player-elected salary arbitration notification (5:00 p.m. ET)
6	Deadline for club-elected salary arbitration notification (5:00 p.m. ET)
20–Aug. 4	Salary arbitration hearings held

AUGUST

6	Deadline for salary arbitration decisions to be rendered
---	--



2015-16 NHL OFFICIALS

REFEREES

NAME	NUMBER
*Brenk, Jake	42
Charron, Francis	6
*Chmielewski, Tom	43
Dwyer, Gord	19
Furlatt, Eric	27
*Hanson, Trevor	47
Hasenfratz, Mike	2
Hebert, Ghislain	22
Hebert, Jean	15
Jackson, Dave	8
Joannette, Marc	25
Kimmerly, Greg	18
Kowal, Tom	32
Kozari, Steve	40
L'Ecuier, Frederick	17
LaRue, Dennis	14
Lee, Chris	28
Leggo, Mike	3
*Lemelin, Mark	41
*Lewis, Dave	46
Luxmore, Thomas John	21
Martell, Rob	26
McCauley, Wes	4
*McIsaac, Jon	45
Meier, Brad	34
Morton, Dean	36
*Nicholson, Kendrick	44
O'Halloran, Dan	13
O'Rourke, Dan	9
Peel, Tim	20
Pochmara, Brian	16
Pollock, Kevin	33
*Rank, Garrett	48
Rehman, Kyle	37
*Romasko, Evgeny	39
Rooney, Chris	5
Skilliter, Graham	24
St. Pierre, Justin	12
St-Laurent, Francois	38
Sutherland, Kelly	11
Walsh, Ian	29
Watson, Brad	23

*Minor league official

LINESMEN

NAME	NUMBER
*Alphonso, Shandor	52
Amell, Derek	75
Barton, Steve	59
*Berg, Devin	87
Brisebois, David	96
Cameron, Lonnie	74
Cherrey, Scott	50
Cormier, Michel	76
Cvik, Mike	88
Devorski, Greg	54
Driscoll, Scott	68
Galloway, Ryan	82
*Gawryletz, Brandon	64
Gibbons, Ryan	58
Gibbs, Darren	66
*Grandt, John	98
Henderson, Don	91
Heyer, Shane	55
Kovachik, Brad	71
*Knorr, Trent	63
Lazarowich, Brad	86
Mach, Brian	78
MacPherson, Matt	83
McElman, Andy	90
Miller, Steve	89
Murchison, Kiel	79
Murphy, Brian	93
Murray, Jonny	95
Nansen, Derek	70
Nelson, Thor	80
Nowak, Tim	77
Pancich, Bryan	94
Racicot, Pierre	65
Rody, Vaughan	73
Sericolo, Anthony	84
Sharrers, Jay	57
Shewchyk, Mark	92
Wheler, Mark	56



MEDIA



MEDIA POLICIES AND PROCEDURES

MEDIA RESOURCES

WILD.COM/PRESSBOX: The Minnesota Wild media website www.wild.com/pressbox provides media access to team press releases, game notes, postgame notes, multimedia and game day statistics among other information. Media can also use the site to request single-game credentials.

TWITTER: Follow @mnwildPR on Twitter to get the latest news and notes, practice times, appearance schedule and other valuable media information from the official Wild Public Relations Twitter account.

MINNESOTA WILD WIRELESS INFORMATION:

Wireless access is available throughout Xcel Energy Center by connecting to the **XECwifi network**. No username or password is needed.

ACCESS: The Minnesota Wild organization and Communications department strives to make its players, coaches, management and other personnel available in a timely and responsible fashion to all accredited members of the media.

CREDENTIALS: Press seating at Wild home games at Xcel Energy Center is available to accredited media in the Al Shaver Press Box located on the south side of the Xcel Energy Center's press level. Single-game credentials must be requested by 12 p.m. the day before a game and by 12 p.m. on Friday for weekend games. Requests should be made by clicking on the REQUEST CREDENTIALS link located at www.wild.com/pressbox. Once approved, single-game credentials may be picked up 2.5 hours before game time at the Media Entrance located inside Gate 1, at the southeast entrance of the Xcel Energy Center on Kellogg Boulevard. The elevator to the pressroom and pressbox is located in the southwest corner of the Xcel Energy Center near Section 107. Due to limited press box seating, approved credential requests will be seated on an as-available basis. Those persons holding full-season Wild or NHL Team Management credentials MUST enter through Gate 1.

DAY-OF-GAME INTERVIEWS: After completion of the morning skate, which typically begins at approximately 10:30 a.m. (for a 7 p.m. start), is the best time to interview players and coaches on a game day. Following a practice, the Wild typically makes players available to media first followed by the Head Coach. Requests to interview a player upon his arrival to Xcel Energy Center for the game will be accommodated upon the player's and coach's approval and should be requested at the morning skate. If the team is not practicing, the request should be made to the Wild, or visiting team public relations department, no later than 10 a.m. on the day of game. The Wild Communications department cannot guarantee access to players or coaches if no practice is scheduled. Interviews that need advance preparation or special accommodation by a Wild player or staff member, such as live television and radio interviews should be made by contacting the Wild Communications department no later than 10 a.m. on the day of the game.

LOCKER ROOMS: NHL locker rooms close 90 minutes before game time. Requests for interviews to take place before the locker rooms are closed will be accommodated only upon prior approval by both the player and coach. The rooms will re-open five minutes after the game and remain open for 30 minutes. The officials' locker room is off limits to the media. Should a comment or interpretation from the game's referee or NHL supervisor be needed, contact a member of the Wild Communications department and a pool reporter may be assigned.

LOCKER ROOM GUIDELINES: The NHL prohibits media from using cell phones in locker room areas, including taking calls, photos and other cellular activity including Tweeting. **Cell phones can**

only be used by media to record audio (not video). The Minnesota Wild does not allow anyone to step on the Wild logo located at the center of the locker room.

PHOTOGRAPHERS: Only those photographers on assignment will be allowed access to designated photography locations at rink level and in overhead positions. Xcel Energy Center spaces are accessible to local dailies and wire service photographers. Two photography positions are reserved for Wild team photographers. Additional photography positions are determined on a first-come, first-served basis; however, in cases of increased photographer attendance, positions will be assigned by team photographer, Bruce Kluckhohn. In all cases, photographers should check in with Bruce Kluckhohn in the pressroom before the start of warm-ups. Because of very limited photography locations, it is not possible to accommodate freelance photographers.

PRESS DINING ROOM: Media possessing season credentials or those granted single-game credentials are invited to have a meal before each game in the press dining room, located on the lower level (Xcel Energy Center's south side). The Minnesota Wild charge media \$13 to eat in the press dining room. The room opens two-and-one-half hours before game time. Dining room usage is limited to those presenting valid Wild credentials or NHL Team Management passes. It is impossible to accommodate family members, friends, guests or others. Any abuse of dining room privileges may cause forfeiture of a media pass. Refreshments are also available in the press box during the game.

TELEVISION COVERAGE: All television stations are prohibited by the National Hockey League from shooting and distributing game footage of any contest that is being broadcast from Xcel Energy Center by the Minnesota Wild, the visiting team or network television. Requests for special features and the like should be directed to the Wild Communications department.

MEDIA PARKING: The Wild Communications department will issue full-season parking passes to media expected to attend the majority of home games throughout the 2015-16 season. All other parking requests will be handled on a per-game basis and are subject to availability. Media parking is available in the RiverCentre Parking Ramp for **practices and game day skates** by showing a parking attendant your Minnesota Wild media credential and/or your company issued media identification. A Wild media credential and/or company issued media identification **WILL NOT** allow you access to the parking ramp for games. The ramp has two entrances: on Kellogg Boulevard and on Exchange Street, which can be accessed via Eagle Street (at the Kellogg and West Seventh intersection). To enter the arena, media should take the West elevator to Skyway Level and enter the arena at the skyway entrance to Gate 1. An alternate option is to cross Kellogg Blvd. and enter through the main entrance at Gate 1.

MEDIA RELATIONS TEAM



AARON SICKMAN

DIRECTOR OF MEDIA RELATIONS

Aaron Sickman is in his 17th year with the Minnesota Wild. He started as an intern with the organization in June of 1998 and has held a number of positions in the club's communications and broadcasting department including Manager of Corporate Communications and Internet Services, Communications Manager, Manager of Media Relations and Team Services and Director of Media Relations.

His responsibilities include facilitating interview requests for players and hockey operations personnel, distributing all team information and working closely with wild.com personnel and rights holders FOX Sports North and KFAN. Sickman is also responsible for coordinating all the logistics with the players featured on *Becoming Wild* presented by Toyota.

A Twin Cities native, he attended John Marshall High School in Rochester, Minn., and graduated from Gustavus Adolphus College with a double major in Organizational Management and Geography. Sickman also earned a Master's in Sport Management from the University of Massachusetts Amherst and served as the media relations intern for the NFL's Miami Dolphins in 1997.

He and his wife, Kari, have two sons, Evan and Tate. The family resides in Rosemount.



asickman@wild.com

CARLY PETERS

MEDIA RELATIONS COORDINATOR

Carly Peters is in her fourth season as Media Relations Coordinator and sixth with the Wild, previously spending two seasons in the team's creative services and media relations departments. Her responsibilities include writing game notes and press releases, facilitating interview requests and editing team publications. She has also served as the Wild's media contact at the NHL All-Star Game and NHL Entry Draft.

Peters spent the 2011-12 season as the Communications and Digital Media Coordinator for the Florida Panthers. Her duties included writing game notes and press releases, managing the team's social media accounts and acting as the team's contact at the NHL All-Star Game and NHL Awards.

Peters previously worked in USA Hockey's communications department as the 2008-09 USA Hockey Brian Fishman Intern, writing press releases and game recaps, and facilitating the U.S. National Junior Team Evaluation Camp. She also spent time working for the Syracuse Crunch of the American Hockey League.

A Bloomington native, Peters attended Thomas Jefferson High School before graduating from Syracuse University with a bachelor's degree in public relations and a concentration in sport management.



cpeters@wild.com

MEGAN KOGUT

COMMUNICATIONS COORDINATOR

Megan Kogut is in her fourth season in the Wild media relations department and first as Communications Coordinator. Her responsibilities include fulfilling credential requests, assisting with game and postgame notes, press box set up, maintaining statistical resources and creating and distributing weekly releases. She also works closely with the organization's creative services department creating, writing and updating the team's publications.

Kogut spent 2012 with the Minnesota Twins as the Baseball Communications Intern. Her duties included compiling daily press clippings, statistical packages, minor league reports and games notes, in addition to assisting with the team's publications. She also previously worked in minor league baseball with the Buffalo Bisons as a public relations intern during the 2010 season.

Born in Texas, Kogut grew up in Eagan, Minn. and attended Eagan High School before graduating from James Madison University in Harrisonburg, Va., with a bachelor's degree in communications studies with a concentration in public relations and a minor in sports communications.



mkogut@wild.com



FOX Sports North—the area's leading supplier of regional sports programming—and the Minnesota Wild's exclusive cable television partner since its inaugural season. The regional sports network enters its 16th consecutive year as part of this long-term partnership and will telecast the majority of regular season Wild games during the 2015-2016 campaign.

The FOX Sports North telecasts feature play-by-play by Anthony LaPanta (@AnthonyLaPanta) with color analyst Mike Greenlay (@pulledgoalie). In addition to live game coverage, FOX Sports North airs a half-hour show titled "Wild Live" before and after the games featuring Tom Hanneman and Jamie Hersch as well as other local hockey legends.

FOX Sports North reaches more than 2.5 million homes throughout Minnesota, Wisconsin, Iowa and North and South Dakota and telecasts nearly 2,600 hours of locally produced, Emmy award winning programming per year. The regional sports network is also the exclusive local television partner of the Minnesota Twins, Timberwolves and partner to a number of local collegiate hockey associations. With multiple teams and just one channel, scheduling conflicts are inevitable.

In the case of a conflict, the Wild may have their game telecast moved to FOX Sports PLUS, an auxiliary channel made available by most cable and satellite providers. To see what channel number FOX Sports PLUS is in your viewing area, visit www.foxsports.com.



KEVIN GORG

ANALYST/SIDELINE REPORTER

Kevin Gorg is an analyst and sideline reporter for FOX Sports North.

Gorg attended the University of St. Thomas where he studied teaching/coaching and minored in sports broadcasting. He served as the head hockey coach at Burnsville High School from 1993-95, head coach for Mounds View High School from 1995-98 and was the head coach for the University of St. Thomas Women's hockey team from 1998-2002 before he started reporting for FOX Sports North in 2003. He is currently the goaltending coach for St. Olaf College Women's Hockey and the Northfield Boys Hockey team.

Gorg is a Burnsville, Minn., native and played goalie for 1985 State Champion Burnsville High School hockey team. He went on to play collegiately at the University of St. Thomas and for a USHL team in Des Moines, Iowa. He is the father of three girls, Katarina, Madelynn and Annika, and in his spare time he loves to go to the movies, listen to Journey and follows horse racing.



ANTHONY LAPANTA

TELEVISION PLAY-BY-PLAY ANNOUNCER

Anthony LaPanta is in his fourth season as play-by-play announcer for the Wild and partners with Wild television play-by-play analyst Mike Greenlay on the club's exclusive broadcast partner FOX Sports North.

A graduate of Totino-Grace High School and St. John's University (Collegeville, Minn.), LaPanta has covered the Twin Cities sports scene since 1991. The native of New Brighton, Minn., has hosted the pregame and postgame shows on FOX Sports North for the Twins, Wild and Timberwolves nightly since 2004 and served as the television play-by-play announcer for the University of Minnesota men's hockey team for two seasons before joining the Wild's broadcast team. He has also served as a play-by-play announcer for the Minnesota Twins and Minnesota Timberwolves on a fill-in basis.

Before joining FOX Sports North, he was the television voice of the St. Paul Saints for 10 seasons and was the radio play-by-play announcer for the Twins in 1999.

LaPanta has won four regional Emmy Awards (two for play-by-play and two for anchor/host) and was involved in the development of the Hockey Day Minnesota concept.

LaPanta and his wife, Margo, have four children, and reside in Shoreview, Minn., where he is active in the hockey community.



MIKE GREENLAY

TELEVISION ANALYST

Mike Greenlay is in his 13th year as the Minnesota Wild's Television Analyst. The former goalie, who was named to the television analyst position on Aug. 13, 2002, brings a unique perspective to the broadcast booth and provides in-depth analysis of the game both on and off the ice. Greenlay partners with Wild television play-by-play announcer Anthony LaPanta on the club's exclusive broadcast partner FOX Sports North.

Prior to joining the Wild, Greenlay served as radio analyst for the Mighty Ducks of Anaheim for two seasons (1999-2001). He began his broadcast career with the Houston Aeros in 1995 serving as the team's radio and television color analyst for FOX Sports Southwest. Greenlay was the radio analyst for the Nashville Predators during its inaugural 1998-99 season, while also working as a television analyst for several networks. He spent three years as the television analyst for the Orlando Solar Bears on the Sunshine Network and the Central Collegiate Hockey Association on FOX Sports Detroit (1996-99). Greenlay also served as television analyst for the International Hockey League's Game of the Week (1995-99) and Turner Cup Finals (1995-99, 2001).

He played professional hockey for six seasons (1989-95) as a goaltender for several NHL organizations including the Edmonton Oilers, the Philadelphia Flyers and the Tampa Bay Lightning. Greenlay was a member of the 1988 Lake Superior State hockey team that won the NCAA Championship. He also was a part of the Atlanta Knights 1994 IHL Turner Cup Championship team.

Born in Brazil to Canadian parents, Greenlay was raised in Calgary, Alta., and holds an undergraduate degree in E-Commerce from the University of Phoenix and a Masters degree in Project Management. Greenlay and his wife, Amy, have a daughter, Halston, and a son, Landon. The family resides in Woodbury.





RADIO INFORMATION



KFAN FM 100.3 is the official flagship home of the Minnesota Wild. Since the 2011-12 NHL season, KFAN has broadcast all Wild preseason, regular season and Stanley Cup Playoff games on the State of Hockey's top-rated sports talk station. Bob Kurtz (play-by-play), Tom Reid (analyst) and Kevin Falness (studio host) capture all of the action and suspense. Coverage begins with a 15-minute pre-game show. Conflicting games are moved to KOOL 108 FM. Additional Wild-related programming on KFAN features the "Wild Weekly" show and "Wild Fanline," which airs after select Wild games.

iHeart Radio reaches more than 2.5 million listeners every week over the air, via the Internet and through iheartradio.com.



The Minnesota Wild is committed to growing the sport of hockey throughout the state of Minnesota and upper Midwest as part of the Minnesota Wild Radio Network. Through a partnership with Skyview Networks, more than 35 radio affiliates will broadcast Wild hockey games to thousands of Minnesota fans. The Wild and its radio partners will create and execute a variety of fundraising, educational and inspiring promotional opportunities for youth hockey players in communities all across the region.

Skyview Networks is a broadcast technology and national sales solutions company that provides services to ABC Radio, professional and collegiate sports organizations and two state news networks.

Founded in 1995, Skyview Networks is based in Scottsdale, Ariz., and provides satellite distribution, full network automation, affiliate relations, inventory management systems and national audio sales services. For more information visit skyviewnetworks.com.

RADIO INFORMATION



Presented by
Xcel Energy

RADIO AFFILIATES (AS OF SEPTEMBER 18, 2015)

MINNESOTA

Albert Lea.....	KATE 1450 AM	Hutchinson.....	KDUZ 1260 AM
Aitkin.....	KKIN 930 AM	International Falls.....	KGHS 1230 AM
Albert Lea.....	KATE 1450 AM	Mankato.....	KMKO 95.7 FM
Austin.....	KAUS 1480 AM	Marshall.....	KARZ 1400 AM
Bemidji.....	KBUN 1450 AM	Montevideo.....	KKRC 93.9 FM
Benson.....	KSCR 93.5 FM	Mpls/St. Paul.....	KFAN 100.3 FM
Brainerd.....	KUAL 103.5 FM	New Ulm.....	KNUJ 860 AM
Crookston.....	KROX 1260 AM	Pine City.....	WXCX 105.7 FM
Detroit Lakes.....	KDLM /93.1FM/1340 AM	Red Wing.....	KCUE 1250 AM
Duluth.....	WWAX 92.1 FM	Rochester.....	KRCH 101.7 FM
Ely.....	WELY 94.5 FM/1450 AM	Roseau.....	KRWB 1410 AM
Eveleth.....	KRBT 1340 AM	St. Cloud.....	KXSS 1390 AM
Fairmont.....	KSUM 1370 AM	Thief River Falls.....	KKAQ 1460 AM
Fosston.....	KKCQ 1480 AM	Verndale.....	KVKK 1070 AM
Grand Marais.....	WXXZ 95.3 FM	Walker.....	KAKK 1570 AM
Grand Rapids.....	KOZY 1320 AM	Warroad.....	KRWB 102.9 FM
Hastings.....	KDWA 1460 AM	Waseca.....	KOWZ 1170 AM
Hibbing.....	WMFG 1240 AM	Winona.....	KWNO 1230 AM

WISCONSIN

Amery.....	WLMX 104.9 FM
Eau Claire.....	WBIZ 1400 AM
Hayward.....	WHSN 910 AM
Siren.....	WXCX 105.7 FM

IOWA

Des Moines.....	KXLQ 1490 AM
-----------------	--------------

NORTH DAKOTA

Fargo.....	KVOX 740 AM/KFGO 790 AM
Grand Forks.....	KKXL 1440 AM

SOUTH DAKOTA

Sioux Falls.....	KWSN 1230 AM
Vermillion.....	KVTK 1570 AM

KEVIN FALNESS

EXECUTIVE PRODUCER/STUDIO HOST

Kevin Falness is in his 16th year as the Executive Producer and Studio Host of Minnesota Wild radio broadcasts on the club's flagship station KFAN radio and across the Minnesota Wild Radio Network. He is the host of the team's pre- and post-game shows, and keeps fans up to date on all the late-breaking hockey news and scores around the NHL between periods from the Audi quattro Club in the Xcel Energy Center. It serves as the starting point for each and every radio broadcast for the Minnesota Wild Radio Network.

Falness is a graduate of St. Louis Park High School and Brown Institute, and spent six years in Denver working in sports radio at KKFN before joining the Minnesota Wild.

Besides hearing him on the radio broadcasts, you can also catch Falness providing updates both for the team's official Web site, wild.com and the official Minnesota Wild PONDcast. He also devotes much time to Wild radio affiliates, building the largest network in the NHL. Falness also serves as host of the two hour pre-game on KFAN for University of Minnesota Golden Gopher Football broadcasts.

He and his wife, Melissa, have three sons, Brayden, Bennett and Beckett. The family lives in St. Louis Park.





RADIO PLAY-BY-PLAY ANNOUNCER

The Detroit, Mich., native spent 11 years (1989-2000) working with New England Sports Network (NESN) in Boston, Mass., prior to joining the Wild for its inaugural season. He was the network's play-by-play voice of the Boston Red Sox and also broadcast an array of sports including Boston

Kurtz has strong Minnesota ties having served as the lead television announcer for the Minnesota North Stars for seven seasons on KMSP (1979-84) and KXLI (1987-88). He also performed play-by-play duties for the Minnesota Twins on KMSP from 1979 to 1986 and on KSTP radio in 2011.

He and his wife, Lorri, reside in Saint Paul. They have two sons, Paul and Danny.

**RADIO ANALYST**

The former NHL defenseman joined the organization on Aug. 10, 2000, and spent his first two years as television analyst sharing his hockey knowledge with millions of hockey fans across Minnesota.

Following his playing career, Reid spent the next 12 years as a television/radio analyst for the North Stars. Prior to his coming on board with the Wild, he served as the television analyst for University of Minnesota Golden Gopher hockey telecasts and was a television analyst for the Minnesota State High School Hockey Tournament.

Reid was on the initial board of directors for the NHL Alumni Association and served as the president of the Minnesota NHL Alumni chapter from 1998 to 2010. Reid is also the owner of Tom Reid's Hockey City Pub in downtown Saint Paul.

He and his wife, Patty, reside in Eagan. They have a daughter, Rebecca, who also resides in Eagan.

This image shows a single sheet of white paper with horizontal ruling lines. The lines are evenly spaced and run across the width of the page. There are no margins, text, or other markings on the paper.



2015-2016 SCHEDULE

PRESEASON SCHEDULE

Monday, Sept. 21	Buffalo Sabres	7:00 PM
Tuesday, Sept. 22	@ Winnipeg Jets	7:00 PM
Thursday, Sept. 24	@ Columbus Blue Jackets	6:00 PM
Saturday, Sept. 26	@ Edmonton Oilers (Saskatoon)	5:00 PM
Sunday, Sept. 27	Winnipeg Jets	5:00 PM
Thursday, Oct. 1	Buffalo Sabres	7:00 PM

OCTOBER 2015						
SUN	MON	TUE	WED	THU	FRI	SAT
				1	2	3
4	5	6	7	8 @COL 8:00	9	10 FSM STL 7:00
11	12	13	14	15 @ARI 9:00	16 FSM @LA 9:30	17
18 FSM @ANA 7:00	19	20	21	22 CBJ 7:00	23	24 FSM ANA 5:00
25 FSM @WPG 5:00	26	27 FSM EDM 7:00	28	29	30 FSM CHI 7:00	31 FSM @STL 7:00

NOVEMBER 2015						
SUN	MON	TUE	WED	THU	FRI	SAT
1	2	3	4	5 NSH 7:00	6	7 TB 7:00
8	9	10 FSM WPG 7:00	11	12 FSM @CAR 6:00	13	14 FSM @DAL 7:00
15	16	17 @PIT 6:30	18	19 @BOS 6:00	20	21 FSM NSH 7:00
22	23	24	25 FSM+ VAN 6:00	26	27 WPG 3:00	28 DAL 7:00
29	30					

DECEMBER 2015						
SUN	MON	TUE	WED	THU	FRI	SAT
		1 @CHI 7:00	2	3 TOR 7:00	4	5 COL 7:00
6	7 FSM+ @COL 8:00	8	9	10	11 FSM @ARI 9:30	12 FSM @SJ 9:30
13	14	15 FSM+ VAN 7:00	16	17 FSM NYR 7:00	18	19 FSM @NSH 7:00
20	21 FSM DAL 7:00	22 @MTL 7:00	23	24	25	26 PIT 7:00
27	28 FSM+ DET 7:00	29	30	31 FSM @STL 7:00		



ALL TIMES CENTRAL. GAME DATES & TIMES SUBJECT TO CHANGE
For the latest game information, please visit wild.com
Listen to every Wild game on KFAN FM 100.3

JANUARY 2016						
SUN	MON	TUE	WED	THU	FRI	SAT
					1	2 FSM+ @TB 6:00
3 FSM @FLA 5:00	4	5 FSM @CBJ 6:00	6	7 @PHI 7:00	8	9 FSM @DAL 7:00
10 @NJ 7:00	11	12 FSM+ BUF 7:00	13	14	15 FSM WPG 7:00	16 FSM @NSH 7:00
17	18	19	20 @ANA 9:30	21 FSM @LA 9:30	22	23 FSM @SJ 3:00
24	25 ARI 7:30	26	27	28	29	30
						31

FEBRUARY 2016						
SUN	MON	TUE	WED	THU	FRI	SAT
	1	2 FSM @NYI 6:00	3	4 FSM @NYR 6:00	5	6 FSM @STL 7:00
7	8	9 DAL 7:00	10 WSH 7:00	11 FSM BOS 1:00	12	13 FSM @BOS 1:00
14	15 FSM @VAN 9:00	16	17 @CGY 9:00	18 FSM @EDM 8:00	19	20 ALUMNI 4:00
21 CHI 2:30	22	23 FSM NYI 7:00	24	25 FSM @WSH 6:00	26	27
28 FLA 2:00	29					

MARCH 2016						
SUN	MON	TUE	WED	THU	FRI	SAT
		1 FSM COL 7:00	2	3 FSM @TOR 6:30	4	5 @BUF 12:00
6 @STL 7:00	7	8	9	10 EDM 7:00	11	12 MTL 6:00
13	14	15 FSM @OTT 6:30	16	17 FSM @NJ 6:00	18	19 CAR 1:00
20 @CHI 7:30	21	22 LA 7:30	23	24 CGY 7:00	25	26 @COL 2:00
27	28	29 FSM CHI 7:00	30	31 FSM OTT 7:00		

APRIL 2016						
SUN	MON	TUE	WED	THU	FRI	SAT
					1 FSM @DET 6:30	2
3 FSM @WPG 6:00	4	5 FSM SJ 7:00	6	7	8	9 FSM CGY 6:00



facebook.com/minnesotawild



twitter.com/mnwild



wild.com/app



NORTH



SPORTS RADIO - FM 100.3



MINNESOTA'S GREATEST HIT

