



2013-14

EDMONTON OILERS MEDIA GUIDE



Oilers® game



**Sister's
wedding**

**WOULD YOU DO ANYTHING FOR THE OILERS?
#ANYTHINGFORHOCKEY**

DIEHARD FAN & PROUD PARTNER OF THE OILERS®.

The Edmonton Oilers and associated logos are registered trade-marks owned by Rexall Sports Corp. and are used under license. All rights reserved.





EDMONTON OILERS

TABLE OF CONTENTS

THE MANAGEMENT

Oilers Directory.....	3-5
Daryl A. Katz - Owner & Governor	6
Patrick LaForge - President & CEO	7
Kevin Lowe - President of Hockey Operations/ Alternate Governor	9
Craig MacTavish - General Manager	11
Scott Howson - Senior Vice-President, Hockey Operations	12
Ricky Olczyk - Assistant General Manager & Director of Hockey Operations/Legal Affairs	13
Dallas Eakins - Head Coach.....	14
Keith Acton - Associate Coach.....	15
Kelly Buchberger - Assistant Coach	16
Steve Smith - Assistant Coach.....	17
Frederic Chabot - Goaltending Coach.....	18
Sylvain Rodrigue - Goaltending Consultant.....	19
Steve Serdachny - Skating & Skills Coach.....	20
Hockey Operations Staff	20-23
Training Staff	24-28
Edmonton Oilers Community Foundation.....	29-31
Molson Cup	32

PLAYER PROFILES

Anton Belov	34
Mike Brown	36
Devan Dubnyk	38
Ben Eager.....	40
Jordan Eberle.....	42
Andrew Ference	44
Sam Gagner	46
Boyd Gordon	48
Denis Grebeshkov	50
Taylor Hall	52
Ales Hemsky	54
Jesse Joensuu	56
Ryan Jones	58
Jason Labarbera	60
Philip Larsen	62
Ryan Nugent-Hopkins.....	64
Linus Omark.....	66
David Perron.....	68
Jeff Petry	70
Corey Potter.....	72
Justin Schultz.....	74
Nick Schultz	76

Ladislav Smid	78
Ryan Smyth	80
Nail Yakupov	82
In The System.....	84-95
2013-2014 Training Camp Roster	96-97

2012-2013 IN REVIEW

THE NHL IN REVIEW

Final Standings.....	98
Award Winners	98
Scoring Leaders.....	99
Goaltending Leaders	99
All-Star Teams.....	100
Entry Draft.....	100
Oilers Season Openers.....	100

OILERS IN REVIEW

Final Scoring Statistics	101
Real Time Scoring Statistics.....	102
Oilers Home Openers	102
Game Results.....	103
Oilers Team Captains	104
Edmonton Oilers Back to Back Games.....	105
Individual Statistics vs Opposition.....	106-163

THE OILERS RECORD BOOK

Year-by-Year Record	164
Yearly Home Record.....	164
Yearly Road Record.....	165
Jersey Retirement Games	165
Career Record vs Opposition	166
Monthly Regular Season Record	167
Man Games Lost Due to Injury by Season	168
Edmonton Oilers Injury Report.....	168
Record in Afternoon Games.....	169
Home Afternoon Games	169
Overtime Record Year-by-Year	170
Overtime Record vs Opposition.....	170
Oilers Shootout Record	171
Oilers Shootout Results	172-173
Individual Career Shootout Statistics.....	174
Oilers Year-By-Year Special Teams	175
NHL All-Star Team Selections	176
Oilers in the NHL All-Star Game	176
NHL Award Winners	176
All-Time Oilers Award Winners.....	177
All-Time Oilers Molson Cup Winners.....	177
Oilers Molson 3 Stars By Player and Month	178
Oilers Molson Cup Monthly Winners.....	178
2012-13 Edmonton Oilers Molson Cup Standings ...	179



Entry Draft Selections Year-by-Year.....	180-185
Oilers All-Time Sweater Numbers	186-187
Oilers Career Scoring Leaders	188
Oilers All-Time NHL Roster.....	189-195
Oilers All-Time Leaders.....	196
Oilers 100-or-More Point Seasons	196
Oilers Yearly Leaders	197-201
Oilers Rookie Records.....	202
Multiple Point Games.....	203
Oilers 20 Goal Seasons By Player	204
Oilers 20 Goal Seasons By Season.....	205
Oilers 20 Goal Seasons.....	206-207
Oilers Three-or-More Goal Games.....	208
Active Oilers Three-or-More Goal Games	208
Oilers All-Time Three-or-More Goal Games...	209-212
All-Time Regular Season Goaltending Records...	213
Oilers Career Goaltending Leaders	214
Oilers Yearly Goaltending Leaders	215-218
Oilers All-Time Shutouts.....	219-220
All-Time Shutouts Versus Oilers	221-222
Penalty Shots	223
Oilers Year-by-Year Results and Statistics....	224-256
Oilers All-Time Pre-Season Record	257
Oilers NHL Firsts.....	258
Opponents Firsts vs Oilers.....	258
NHL Individual Records Held by Oilers.....	259-260
NHL Team Records Held or Co-Held by Oilers...	261
Individual Records	261-268
Team Records.....	269-276

STANLEY CUP PLAYOFFS

Yearly Playoff Records	277
Stanley Cup Final Record	277
All-Time Results	278-284
Career Playoff Scoring.....	285
All-Time Playoff Three-or-More Goal Games	286
All-Time Playoff Goal Scoring Breakdown	287
Career Goaltending Statistics	287
Playoff Firsts	288
Individual Playoff Records.....	289-294
Team Playoff Records.....	294-301

OILERS AFFILIATES

Oklahoma City Barons	302
2012-13 Oklahoma City Barons Final Scoring...	303
2013 Oklahoma City Barons Playoff Stats.....	304
Bakersfield Condors	305
2012-13 Stockton Thunder Final Scoring	306
2013 Stockton Thunder Playoff Stats	307
2012-13 AHL Final Standings	308
2012-13 ECHL Final Standings	308
Oilers Yearly Affiliates	309
All-Time Oilers Affiliates Records	310-311
Media Information.....	312
Media Guidelines.....	313
NHL Public Relations Directory.....	314
2013-14 NHL Directory	315
2013-14 NHL Officials.....	316
NHL How To Figure	317
NHL Critical Dates	318-319
Oilers Schedule	320



Published by THE EDMONTON OILERS HOCKEY CLUB

Editors: J.J. Hebert/Patrick Garland/Shawn May

Photography: Andy Devlin, LA MEDIA Photography & Design

Statistical Assistance provided by: Dan Diamond and Associates &
Bob Waterman, Elias Sports Bureau

Printed by RR Donnelley

All Contents Herein Copyright © 2013

**MAILING ADDRESS:**

Edmonton Oilers Hockey Club
11230 – 110 Street
Edmonton, AB T5G 3H7
Phone: 780-414-GOAL(4625)
Fax: 780-409-5890

SHIPPING/COURIER ADDRESS

Edmonton Oilers Hockey Club
11230 – 110 Street
Edmonton, AB T5G 3H7
Press Box Phone: 780-409-3780
Media Lounge Phone: 780-409-3778
Website: www.edmontonoilers.com

HOCKEY OPERATIONS

Owner & Governor.....	Daryl A. Katz (Rexall Sports Corp)
President, COO & Alternate Governor.....	Patrick LaForge
President of Hockey Operations & Alternate Governor	Kevin Lowe
Chief Revenue Officer.....	Stew MacDonald
Chief Financial Officer.....	Darryl Boessenkool
General Manager.....	Craig MacTavish
Senior Vice-President, Hockey Operations	Scott Howson
Asst. G.M & Dir. of Hockey Operations/Legal Affairs	Ricky Olczyk
Head Coach.....	Dallas Eakins
Associate Coach.....	Keith Acton
Assistant Coaches.....	Kelly Buchberger, Steve Smith
Goaltending Coach.....	Frederic Chabot
Goaltending Consultant	Sylvain Rodrigue
Skating & Skills Coach.....	Steve Serdachny
Video Coordinator.....	Myles Fee
Senior Director, Player Development	Rick Carriere
Director of Research, Analysis & Software Development	Sean Draper
Director, Amateur Free Agent Scouting	Bob Green
Director, Coaching Development & Special Projects	Billy Moores
Director, Player Development.....	Mike Sillinger
Manager, Hockey Administration	Connie Hadden
Manager of Scouting Information.....	James McGregor
Senior Coordinator, Video Development.....	Brian Ross
Coordinator, Medical Services	Ken Lowe
Administrative Assistant, Player Development	Justin Mahe
Assistant, Player Development	Ryan Rondeau
Family Liaison	Jill Metz
Performance Consultant.....	Dr. Kimberley Amirault
Head Amateur Scout.....	Stu MacGregor
Head Pro Scout.....	Morey Gare
Amateur Scouts.....	Bob Brown, James Crosson, Joseph Cucci, Bill Dandy, Brad Davis, Pelle Eklund, Scott Harlow, Kent Hawley, Dave Heinz, Frank Musil, Robert Nordmark, Matti Virmanen
Pro Scouts	Michael Abbamont, Chris Cichocki, Dave Semenko, Duane Sutter

MEDICAL AND TRAINING STAFF

Head Athletic Therapist.....	T.D. Forss
Head Equipment Manager.....	Jeff Lang
Assistant Athletic Therapist.....	Chris Davie
Assistant Equipment Managers	Brad Harrison, Chad Scharff
Massage Therapist.....	Steve Lines
Physical Therapy Consultant	Ryan Williams
Director, Strength and Conditioning	Simon Bennett
Coordinator, Strength and Conditioning	Chad Drummond
Fitness Consultant	Dean Golich
Team Medical Chief of Staff.....	Dr. Dhiren Naidu



Team Physicians.....	Dr. John Clarke, Dr. David Reid, Dr. Jeff Robinson, Dr. Mike Wagner
Team Dentists:	Dr. Ben Eastwood, Dr. Nathan Kern, Dr. Trevor Ushko
Team Optometrist.....	Dr. Brent Saik
Dressing Room Attendant.....	Joey Moss

COMMUNICATIONS AND BROADCAST

Director, Communications & Media Relations	J.J. Hebert
Director of Broadcast	Don Metz
Manager, Communications & Team Services.....	Patrick Garland
Coordinator, Communications & Media Relations	Shawn May
Oilers Radio Play by Play	Jack Michaels
Oilers Radio Colour Commentator	Bob Stauffer

MARKETING

Director, Website & New Media	Marc Ciampa
Director, Social Media.....	Ryan Frankson
Director, Brand	Debbie George
Director, Brand Marketing & CRM.....	Christine McAnally
Senior Manager, Community & Fan Relations.....	Kevin Radomski
Manager, Events.....	Brad Ellard
Manager, Brand Mktg & Database	Avery Hardy
Manager, Video Production	Jeff Nash
Manager, Corporate Communications	Andrea Rutt
Lead Designer	Joey Angeles
Reporter-Host	Tom Gazzola
Coordinator, Events	Kyle Ferguson
Coordinator, Community & Fan Relations.....	Darcy Steen
Coordinator, Web Apps	Heather Weigum
Coordinator, New Media Content	Chris Wescott
Video Producer	Devin Lacombe
Game Night Director.....	Ben Broder
Team Photographer	Andy Devlin

CORPORATE PARTNERSHIPS

Senior Director, Partnerships Services.....	Brad Bissonnette
Senior Directors, Corp. Partnerships.....	J.F. Amyott, Lisa Munro, Craig Purcell,
Director, Corporate Partnerships	Abe Hajar
Director, Executive Suite Operations	Bob Haromy
Manager Partnership Services.....	Brent Frew
Coordinator, Executive Suite Operations.....	Michelle Schwendeman
Partnership Sales Specialists.....	Hanna Choi, Lonny Erasmus, Shandy Lo, Stephan Tonowski
Partnership Media Specialist	Jamie Leblanc

FINANCE AND ADMINISTRATION

Vice President, Facility Operations	Tom Cornwall
Vice President, Business Operations & Development	Jason Quilley
Security	Michael Fluker
Director, IT.....	Kevin Flemming
Director, Human Resources and Administration	Tandy Kustiak
Director, Operations & Analysis	Sharon Lyseng
General Counsel	Keely Brown
Corporate Controller	Roger Dang
Assistant Controllers.....	Corinne Carey/ Travis Nielsen
Controller- Aquila Productions Inc.....	Donna Kuo
Accounting Team Lead	Eric Motuzas



Accountant.....	Jamie Schenknecht
Manager, Strategic Sourcing and Retail Operations.....	Bobbie-Jo Dawe
Managers, Payroll.....	Shawna Quigley, Lanette Vermeersch
Manager, Administration & Operations.....	Sherry Smith
Coordinator, Accounts Receivable.....	Sheri Carver
Coordinator, Accounts Payable.....	Tricia Christensen
Coordinator, Accounting.....	Erin Barrett
Coordinator, Facility Operations.....	Gilbert da Silva
Sharepoint Architect.....	Kelvin Sun
Business Analyst.....	Angela Frecon
Infrastructure Analyst.....	David Kagan
Analyst, IT.....	Raphael Caluttung
Operations Assistant.....	Macy Beley
Receptionists.....	Lynn Berglund, Sandy Langley

TICKET SALES AND CUSTOMER RELATIONS

Senior Director, Ticket Sales and Customer Relationships.....	Bill Makris
Director, Customer Relationships.....	Jody Young
Manager, Ticket Operations.....	Gavin Morton
Supervisors, Ticket Services.....	Tony Bao, Dianne Kalita
Supervisor, Client Services.....	Keenyn Bijou
Ticket Account Executives.....	Derek Perchaluk, Daniel Troiani, Scott Ritchie, Travis Ziegler
Customer Experience Reps.....	Cindy Barkovic, Shandell Barr, Raelene Dufva, Pierre Farage, Heather Lefebvre, Sabrina Licata, Brienne Patton

EDMONTON OILERS COMMUNITY FOUNDATION

Executive Director, Oilers Community Foundation.....	Natalie Minckler
Coordinators.....	Diane Gurnham, Lauren Gilley, Catherine Williams
Online Charity Auctions & Game Used Inventory Manager.....	Dwaine Tomkow

REXALL PLACE

Opened.....	November 10, 1974
Capacity.....	16,839
Location of Bill Tuele Press Box.....	East Side at top (Radio/TV) West Side at top (Media)
Dimensions of Rink.....	200 feet by 85 feet

TEAM INFORMATION

Team Founded.....	1972 (WHA), 1979-80 (NHL)
Team Uniforms.....	Home: Base Colour Blue trimmed with white and orange. Road: Base Colour White, trimmed with blue and orange.
Training Camp Site.....	Rexall Place; Edmonton, Alberta
Rookie Camp Site.....	Rexall Place; Edmonton, Alberta
Television Rights Holders.....	CBC, Rogers Sportsnet
Radio Rights Holder.....	630 CHED (AM); Jack Michaels (Play-by-play) & Bob Stauffer (Colour)



DARYL A. KATZ

Born and raised in Edmonton, Daryl Katz grew up a passionate Oilers fan. He has a deep connection with the team's rich history and is focused on creating the foundation for a winning tradition and bringing the Stanley Cup back to the City of Champions.

Daryl has given his enthusiastic support to Oilers' G.M. Craig MacTavish's strategy, including the addition of Dallas Eakins as Coach and changes throughout the Oilers' scouting and hockey ops ranks, and is thrilled to see the team coalescing around a new generation of leaders, including such dynamic young talents as Jordan Eberle, Taylor Hall, Ryan Nugent-Hopkins, Justin Schultz, and Nail Yakupov. He is excited by the team's recent additions and believes the Oilers are poised to take the next step forward in the current season.



Away from the ice, Daryl has committed significant time, energy and capital working with the City of Edmonton on a vision for the Edmonton Arena District. This transformative project envisions the redevelopment of acres of surface parking lots in the heart of our downtown into a vibrant, walkable and sustainable sports and entertainment district. The new arena will drive the revitalization of our urban core, enhance the city's global competitiveness and provide for the long term sustainability of the Oilers in Edmonton. The vision for the District includes a new state of the art arena and entertainment facility which will be home to the Oilers, provide world class amenities and unrivaled fan experiences.

Daryl graduated from the University of Alberta's Faculty of Law in 1985. In 1990, he founded the Katz Group, which is now one of Canada's largest privately owned companies, with more than 8,600 employees.

In October 2007, Mr. Katz was named a member of the Alberta Investment Management Corporation's inaugural board of directors. AIMCO is one of the largest and most sophisticated investment managers in the country, with more than \$70 billion in assets held in a number of funds invested globally.

With a wide range of charitable activities, Mr. Katz is recognized as a leading philanthropist in Edmonton and beyond. In 2003, he was appointed to the Premier's Council of Alberta's Promise, an organization dedicated to improving the lives of Alberta's children and youth. He is also a member of the Canadian Council of Chief Executives and was Co-Chair of the University of Alberta's "Campaign 2008" – the largest fund raising campaign in the university's history.

Daryl has great passion for his home town and its beloved Oilers, and great determination to contribute to the greater success of both.



PATRICK LAFORGE

The Edmonton Oilers Hockey Club has enjoyed a remarkable history during 33 years in the National Hockey League, including 5 Stanley Cups, and seven members of the Hockey Hall of Fame.

Founded on his lengthy experience with leading sports and entertainment organizations in the areas of professional and major junior hockey, alpine ski racing, auto racing, horse racing and professional rodeo, Patrick has enjoyed many significant highlights since joining the Oilers in 2000.



For example, Patrick created the concept and was the driving force behind The Heritage Classic, the first regular season outdoor NHL game, played November 22, 2003. More than 57,000 hockey fans braved bone-chilling temperatures in Edmonton to watch the Oilers play the Montreal Canadiens. The event included an NHL Alumni Game featuring Wayne Gretzky, Mark Messier, Guy Lafleur and Larry Robinson. The Heritage Classic became the template for the NHL Winter Classic, now a marquee event in the NHL schedule.

Under his leadership, Patrick also guided the launch of "Breakaway to Win" the first public lottery for an NHL team in Canada, as well as the creation of the Edmonton Oilers Community Foundation, which gifted over \$20 million to charities across Oil Country since 2001. Having anticipated the 2004-05 NHL lockout, he had the foresight to bring the American Hockey League's Road Runners to Edmonton for the 2004-05 season which helped pay the bills during some very lean months. He followed that up by securing the return of one of the most storied franchises in Canadian junior hockey, bringing the Edmonton Oil Kings back to the Alberta Capital in 2007. And again added to the portfolio by the Oilers purchase of the Edmonton Capitals professional baseball team in 2008.

Both the Capitals and Oil Kings have since won championships in their respective Leagues, and today Patrick is also overseeing more recent equity investment into the full service entertainment production company Aquila, as well as Edmonton's leading fitness training company, Bodies by Bennett.

As President and COO, Patrick is responsible for growing the business portfolio while keeping the businesses in the black. He also oversees the relations with fans, customers and commercial partners. Under his leadership fan support in Oil Country has resulted in 303 consecutive Oilers sellouts.



He is currently an Alternate Governor for the Oilers, and a Governor and Executive Committee Member of the Western Hockey League. Patrick is Past Chairman of the Edmonton Chamber of Commerce and a Rotarian. He was named a Top 50 Most Influential Person in Alberta by Alberta Venture Magazine and recipient of the Consumer Choice Award as Edmonton Business Person of the year, both in 2008.

Born in Lac la Biche, Alberta and raised in Edmonton, Patrick enjoyed a lengthy business career prior to joining the Oilers. He held the positions of Vice President International Marketing, Molson Breweries of Canada and President and CEO, Alpine Canada as well as serving on the Executive Board of the Canadian Olympic Committee.

Patrick graduated from the Northern Alberta Institute of Technology and completed the Executive Management Program at the University of Michigan.

Patrick, and his wife Fran, have three grown children; Meredith, Connor and Riley.



KEVIN LOWE

After serving as General Manager of the Edmonton Oilers for eight seasons, Kevin Lowe was promoted to the position of President of Hockey Operations on July 31, 2008. Lowe's promotion was part of a restructuring of the team's Hockey Operations department by Daryl A. Katz, the organization's owner.

Lowe has been instrumental in the renewed success of the team both on and off the ice and will continue to work towards the continued success of the franchise in his new role. In recent years, Lowe has been assisting the strategic rebuild of one of the outstanding franchises in the League and was an integral part of the management and scouting team that selected Taylor Hall with Edmonton's first ever number one overall draft pick in 2010, as well as Ryan Nugent-Hopkins in 2011 and Nail Yakupov in 2012.



A new era in Oilers' history was ushered in when Lowe was named to the position of General Manager on June 9, 2000. With the announcement, the first-ever draft pick in Oilers' history replaced Glen Sather, who held the position since June of 1979. Lowe's appointment came a year after he was named Head Coach of the Oilers on June 18, 1999. Over those years the team's payroll was annually near the bottom of the league however the team was a league leader in dollars spent for points earned in standings including many playoff appearances. As GM, he became one of only 40 general managers in the history of the NHL to get his team to the Stanley Cup finals in 2006, losing in game seven to the Carolina Hurricanes.

It took the popular Lowe only three seasons from his retirement from the game as a player to make his way to the position of General Manager. After a brilliant playing career in the National Hockey League with the Edmonton Oilers and New York Rangers, Lowe announced his retirement from the game on July 30, 1998 and joined the coaching ranks as he served as an assistant coach with Ron Low's Edmonton staff in 1998-99.

The 1999-2000 season saw Lowe become the seventh head coach in Oilers history. In his lone season behind the Edmonton bench, Lowe guided the Oilers to a second place finish in the Northwest Division with a 32-26-16-8 record, only eight points behind the first place Colorado Avalanche, and a berth in the Stanley Cup Playoffs.

Lowe's expertise has also translated into success for Team Canada on the international stage. On November 8, 2000, Lowe was named as Assistant Executive Director of Canada Olympic Hockey for the 2002 Winter Olympic Games in Salt Lake City, Utah. Working with former teammate Wayne Gretzky, Team Canada's Executive Director, Head Coach Pat Quinn and Director of Player Personnel, Steve Tambellini, Lowe helped put together a team of NHL players that won the Olympic gold medal for Canada for the first time in 50 years. A 5-2 victory over the United States in the gold



medal final on February 24, 2002 saw Team Canada become the first Canadian squad to win Olympic gold since the Edmonton Waterloo Mercurys won at Oslo, Norway in 1952. He reprised that role with Team Canada at the 2006 Winter Olympics in Turin, Italy and was a member of Team Canada's management team that put together the gold medal winning roster at the 2004 World Cup of Hockey. Lowe, along with Doug Armstrong and Ken Holland, assisted General Manager Steve Yzerman to help guide Canada's Olympic Team to another historic gold medal victory in the 2010 Vancouver Olympics. Lowe will once again represent his country as a part of Team Canada's management team at the 2014 Sochi Winter Olympics.

Lowe was the Oilers' first-ever draft pick when he was selected 21st overall in the 1979 NHL Amateur Draft on August 9, 1979. During 19 seasons in the NHL, including 15 as an Oiler, Lowe played in 1,254 regular season games and 214 playoff games, winning six Stanley Cup championships. The first five Cup championships came with Edmonton as he was a member of each of the Oilers' titles in 1984, 1985, 1987, 1988 and 1990 and was followed by a sixth with the New York Rangers in 1994. In his 15 seasons with Edmonton, the Oilers never failed to qualify for the Stanley Cup Playoffs with Lowe in the lineup. In fact, Lowe only missed post-season play once in his 19-year career as New York missed the 1992-93 playoffs during his first season in Manhattan.

Besides being the first draft choice in Oilers' history, Lowe also scored the first goal in team history as he beat Tony Esposito at 9:49 of the first period in Edmonton's first NHL game on October 10, 1979 at Chicago Stadium. The goal launched a career that saw him play for 19 seasons without spending a day in the minors. That goal was also assisted by Wayne Gretzky, marking the "Great One's" first ever point in the NHL.

Lowe holds the Oilers' record for most games played in both the regular season (1,037) and playoffs (172) and is one of only 45 players in NHL history to have played in 1,000 games with one franchise. He also ranks among Edmonton's all-time leaders as he is eighth in assists (309), 11th in points (383) and third in penalty minutes (1,236).

He became the sixth captain in Oilers' history in 1990-91, fulfilling the promise of his junior career that saw him named the only Anglo-Canadian captain of the Quebec Remparts.

On the international stage he represented Canada at the 1982 World Championships and was a member of Team Canada that won the 1984 Canada Cup. He also played in seven NHL All-Star Games (1984-86, 1988-90, 1993).

Off the ice, he was no less a leader. In 1990, Lowe became the only player to win the King Clancy Memorial Trophy and the Budweiser/NHL Man of the Year Award in the same season. Both awards are presented for leadership qualities and humanitarian contributions. He was also the Oilers' nominee for the Bill Masterton Memorial Trophy that season. His work with the Edmonton Christmas Bureau has set the standard for the Oilers' commitment to community involvement. He was the Honorary Chair from 1982-83 to 1991-92 and Honorary Co-Chair from 2005 to present.

Lowe, has a son, Shane, and he and his wife Karen, a two-time Olympic alpine skiing bronze medal winner for Canada at the 1988 Winter Olympics in Calgary, have three daughters - Devyn, Darby and Karly - and a son, Keegan, who was drafted by the Carolina Hurricanes in the 3rd round, 73rd overall, at the 2011 NHL Entry Draft. Both Kevin and Karen are Honorary Spokespeople for the Zebra Society.



CRAIG MACTAVISH

Craig MacTavish enters his first full season as an NHL General Manager, being named the club's new General Manager on April 15, 2013, after serving as Senior Vice-President of Hockey Operations. He will work closely with President, Kevin Lowe, Senior Vice-President of Hockey Operations, Scott Howson and Assistant General Manager, Ricky Olczyk on the daily hockey operations of the Edmonton Oilers.



Prior to rejoining the Edmonton Oilers organization, MacTavish, 55, was the Head Coach of the Chicago Wolves of the American Hockey League in 2011-12, leading the Vancouver Canucks' AHL affiliate to a 42-27-7 record, third best in the conference.

Named the eighth coach in Oilers history on June 22, 2000, MacTavish compiled a career record of 301-252-103 (.537) in 656 regular season games over the course of eight seasons (2000-01 to 2008-09).

MacTavish became the 36th coach in NHL history to win 300-or-more games with a 5-3 win vs. the Vancouver Canucks on April 4th at Rexall Place.

He completed his coaching tenure behind the Oilers bench after the 2008-09 season, ranking second among Edmonton coaches in games coached, wins, losses, ties/overtime losses and winning percentage and ranked 36th all-time in NHL history in wins and 41st in games coached.

The former Oilers' captain has a 17-13 (.567) record in the Stanley Cup Playoffs and became the third coach to lead the Oilers to the Stanley Cup Final.

In 2005-06 MacTavish guided the Oilers to their first trip to the Stanley Cup Final since 1990, as Edmonton fell in seven games to the Carolina Hurricanes. After finishing the regular season in 8th place in the NHL's Western Conference standings with a 41-28-13 record, MacTavish led the Oilers to within a game of their sixth Stanley Cup. In the post-season the Oilers went 15-9 and defeated the President Trophy winning Detroit Red Wings, the San Jose Sharks and the Mighty Ducks of Anaheim on their way to winning the Clarence S. Campbell Bowl as Western Conference champions.

After departing the Oilers organization following the 2008-09 season, MacTavish earned a master's degree in business from Queen's University and spent two years as an analyst for the NHL on TSN.



SCOTT HOWSON

Scott Howson rejoins the Edmonton Oilers organization, after five and a half seasons as General Manager of the Columbus Blue Jackets (2007-2013). Howson was named Senior Vice-President of Hockey Operations on April 15th, 2013. In his new role, Scott will assist President, Kevin Lowe and General Manager, Craig MacTavish on all duties related to the daily operations of the club as well as help oversee scouting and development of their minor league affiliates.



During his time with the Blue Jackets, Howson compiled a 173-190-59 record and advanced to the Stanley Cup Playoffs for the first time in franchise history in 2008-09, losing in the Conference Quarterfinals to the Detroit Red Wings.

The Toronto, Ontario native was the Oilers Assistant to the General Manager in 2000 and served as the club's Assistant General Manager from 2001-2007, working beside General Manager Kevin Lowe in overseeing the Oilers' hockey operations.

Prior to his arrival in Edmonton, Howson spent six years with the Oilers' American Hockey League affiliates. As General Manager of the Cape Breton Oilers from 1994-96, he oversaw the franchise's move to Hamilton in 1996 and was the Bulldogs' General Manager from 1996-2001.

Howson had a stellar junior hockey career, playing three seasons with the Kingston Canadians (OHA/OHL), compiling 302 points (122G, 180A) in 197 career games, including a 140 point season (57G, 83A) in 1980-81.

His professional career began in 1981-82, when he was awarded the Garry F. Longman Memorial Trophy as the IHL's Most Outstanding Rookie, after recording 120 points (55G, 65A) in 71 games with the Toledo Goaldiggers.

He signed with the New York Islanders as an undrafted free agent in 1981 and split time between the AHL's Springfield Indians and the Islanders. In 110 games with the Indians, he registered 94 points (35G, 59A). He also appeared in 18 games with the Islanders, where he scored five goals and added three assists.

Scott and his wife Antoinette Mongillo, have three children, Max, Rebekah and Joanna.



RICKY OLCZYK

Ricky Olczyk enters his seventh season with the Oilers and sixth as the team's Assistant General Manager & Director of Hockey Operations/Legal Affairs. The 43-year-old native of Chicago, Illinois, was promoted to the new position on August 8, 2008, after serving as the Oilers' Director of Hockey Administration and Legal Affairs during the 2007-08 season.

As a member of the Oilers Hockey Management Team, Olczyk works closely with Kevin Lowe, Craig MacTavish, and Scott Howson on all hockey-related matters. His responsibilities include player contract negotiations, scouting and player evaluation, particularly US College Free Agents, scheduling, salary arbitration, player transactions, and salary cap management. He is also the liaison to the NHL regarding all matters pertaining to the Collective Bargaining Agreement.



The younger brother of former NHL forward Eddie Olczyk joined the Oilers on June 22, 2007, from the private sector, where he ran his own legal consulting firm in Chicago for six years, representing players and advising families on academic and professional goals.

As a player, Olczyk was Captain of the United States Under-17 National Team that won the Silver Medal at the 1986 World Cup in Chicago. During his collegiate career, Olczyk played four seasons of NCAA Division I hockey at Brown University between 1988 and 1992 and served as the Bears' Captain his senior year. He was named to the Academic All-Ivy Team in 1991-92. Olczyk graduated Magna Cum Laude with a Bachelor of Arts degree in Philosophy, wrote an Honors Thesis, and was inducted into the Phi Beta Kappa academic honor society.

A 1996 graduate of Cornell Law School, Olczyk was admitted to the Arizona Bar in 1996 and worked two years at Ryley, Carlock & Applewhite, a Phoenix law firm, specializing in corporate and commercial transactions and civil litigation. He also spent two seasons with the National Hockey League Players' Association in Toronto before opening his own legal consulting firm in Chicago.


Ricky O. is an avid trail runner, having raced in the Pike's Peak Marathon five times; enjoys to read; and is also a frequent guest-speaker at colleges and law schools.



DALLAS EAKINS

Dallas Eakins enters his first season with the Edmonton Oilers, after being named the 12th Head Coach of the Edmonton Oilers on June 10, 2013.

Eakins, 46, has spent the past eight seasons in the Toronto Maple Leafs organization, where he served as an Assistant Coach with the Maple Leafs for two seasons (2006-08), before becoming the Head Coach of the Leafs' American Hockey League (AHL) affiliate, the Toronto Marlies in 2009. He was also an Assistant Coach with the Marlies in 2005-06 and served as the Maple Leafs' Director of Player Development for one season in 2008-09.



In four seasons as Head Coach of the Marlies, he accumulated a record of 157-114-4. Eakins was one of two Head Coaches who represented the Western Conference at AHL All-Star Games in 2011-12 and 2012-13. After knocking off the Oilers AHL affiliate, the Oklahoma City Barons, Eakins' Marlies went on to the 2012 Calder Cup Final, losing out to the Norfolk Admirals.

Drafted in the 10th round, 208th overall in 1985 by the Washington Capitals, Eakins recorded nine assists in 120 career NHL games and patrolled the blueline for the Winnipeg Jets, Florida Panthers, St. Louis Blues, Phoenix Coyotes, Toronto Maple Leafs, Calgary Flames, New York Rangers and the New York Islanders.

The Dade City, Florida native finished his playing career with minor league stops in the International Hockey League (IHL) and the AHL, where he played in 882 games, registering 222 points (43G, 179A). His minor league stops included Baltimore, Moncton, Cincinnati, Worcester, Springfield, Binghamton, New Haven, St. John's, and the Chicago Wolves, where he won a Calder Cup. Eakins concluded his playing career in 2003-04, captaining the Manitoba Moose.

Dallas and his wife Ingrid have two daughters, Emerson and Cameron.


EDMONTON OILERS COACHING RECORDS 1979-80 TO 2012-13

COACH	REGULAR SEASON					PLAYOFFS				SEASONS
	GC	W	L	O/T	PCT.	GC	W	L	PCT.	
Glen Sather	842	464	268	119	.616	126	89	37	.706	1979-80 to 1988-89 and 1993-94
Bryan Watson	18	4	9	5	.361	—	—	—	—	1980-81*
John Muckler	160	75	65	20	.531	40	25	15	.625	1989-90 to 1990-91
Ted Green	188	65	102	21	.402	16	8	8	.500	1991-92 to 1993-94+
George Burnett	35	12	20	3	.386	—	—	—	—	1994-95@
Ron Low	341	139	162	40	.466	28	10	18	.357	1994-95 to 1998-99*
Kevin Lowe	82	32	34	16	.488	5	1	4	.200	1999-00
Craig MacTavish	656	301	252	103	.537	36	19	17	.528	2000-01 to 2003-04
Pat Quinn	82	27	47	8	.378	—	—	—	—	2005-06 to 2008-09
Tom Renney	164	57	85	22	.414	—	—	—	—	2009-10
Ralph Krueger	48	19	22	7	.469	—	—	—	—	2010-11 to 2011-12
*	Coached first 18 games of 1980-81 season.									
+	Coached first 24 games of 1993-94 season.									
@	Coached first 35 games of 1994-95 season. Relieved of head coaching duties on April 6, 1995.									
%	Appointed head coach on April 6, 1995.									



KEITH ACTON

Keith Acton, 55, enters his first season with the Edmonton Oilers after he spent this past season in the Columbus Blue Jackets organization, where he served as an Assistant Coach. Before joining Columbus in 2012, he served as an Assistant Coach for 10 seasons with the Toronto Maple Leafs (2001-11). During his decade spent with the Maple Leafs, he worked with Paul Maurice, Ron Wilson, and also served as an Assistant Coach with Dallas Eakins from 2006-2008.



Prior to his tenure with the Maple Leafs, Acton spent time as an Assistant Coach with the New York Rangers (1998-00) under Head Coaches John Muckler and John Tortorella as well as the Philadelphia Flyers (1994-98) under Terry Murray, Wayne Cashman and Roger Nielsen.

Drafted in the 6th round, 103rd overall in 1978 by the Montreal Canadiens, Acton went on to register 584 points (226G, 358A) and 1,172 penalty minutes in 1,023 career NHL games with the Montreal Canadiens, Minnesota North Stars, Edmonton Oilers, Philadelphia Flyers, Washington Capitals and New York Islanders. He posted a career high 88 points (36G, 52A) and 88 penalty minutes in 78 games with Montreal in 1981-82, as well as representing the Canadiens at the 1982 All-Star Game.

The Stouffville, Ontario native also tallied 33 points (12G, 21A) and 88 penalty minutes in 66 career Stanley Cup Playoff games and helped the Oilers capture the 1988 Stanley Cup championship.



KELLY BUCHBERGER

Ten seasons after playing his last game in the copper and blue, Kelly Buchberger returned to the Edmonton Oilers as a member of the team's coaching staff for the 2008-09 season. Buchberger, 46, is an Assistant Coach working with new Head Coach Dallas Eakins for the 2013-14 season.



Buchberger made the move to the NHL coaching ranks following a season as Head Coach of the Springfield Falcons. In his lone season behind the Oilers' American Hockey League affiliate's bench, "Bucky" guided the Falcons to a fifth place finish in the AHL's Atlantic Division with a 35-35-10 record in 2007-08. It was the first time since 1998-99 that the Falcons had reached the .500 mark and the 35 win season marked the most victories in a season for Springfield since the Falcons won 35 games in 2001-02. Under Buchberger's guidance the Falcons showed a 21 point improvement over their record of 28-49-3 in 2006-07.

A veteran of 18 National Hockey League seasons, including 13 seasons with the Oilers, Buchberger began his coaching career in 2004-05, serving as Geoff Ward's Assistant Coach with the AHL's Edmonton Road Runners. He served as the Oilers' Development Coach in 2006-07.

During his 18 NHL seasons, the Langenburg, Saskatchewan native played 1,182 regular season games in a career that began during the 1987 Stanley Cup playoffs with the Oilers and concluded in 2003-04 with the Pittsburgh Penguins. He scored 309 points with 105 goals and 204 assists, while registering 2,297 penalty minutes with Edmonton, Atlanta, Los Angeles, Phoenix and Pittsburgh. He added 10-15-25 with 129 penalty minutes in 97 Stanley Cup Playoff games.

After making his NHL debut with the Oilers during the first three games of the 1987 Stanley Cup Final versus Philadelphia, Buchberger would go on to play 795 regular season games in Edmonton before being claimed by the Atlanta Thrashers in the NHL Expansion Draft on June 25, 1999. He ranks 17th on the Oilers all-time scoring list with 82-158-240 and is the team's career leader in penalty minutes with 1,747.

Buchberger was named the Oilers ninth captain in 1995-96 and served in that capacity for four seasons. He was Edmonton's ninth round draft pick in 1985 and was a member of the Oilers 1987 and 1990 Stanley Cup championship teams.



STEVE SMITH

Steve Smith was appointed Assistant Coach on July 15, 2010 and serves alongside Keith Acton and Kelly Buchberger under the direction of new Head Coach Dallas Eakins. Smith, who was a scout with the Chicago Blackhawks, re-joined the team that drafted him back in 1981.

The 50-year-old Glasgow, Scotland native had a solid career in the NHL playing in 804 games recording 375 points (72G, 303A) and 2,139 penalty minutes. He won three Stanley Cups while with the Oilers and made it to the Finals twice more with the Blackhawks. In 134 post-season games Smith had 52 points (11G, 41A). His best season came in 1992-93 with the Blackhawks when he collected 57 points (10G, 47A) in 78 games. He also had two 50-plus point seasons with the Oilers.



Smith served as an Assistant Coach with the Calgary Flames during the 1997-98 season, but elected to return to the ice playing three more seasons with the Flames before retiring.

Smith played his junior hockey with the London Knights of the Ontario Hockey League from 1980-83 appearing in 170 games scoring 20 goals and 83 assists for 103 points as well as accumulating 481 penalty minutes.

Steve and his wife, Sheri, have five kids, Alexandria, Barron, who is a member of the CIS' University of Alberta Golden Bears, Nicole, Tanner and Zoe.



FREDERIC CHABOT

Frederic Chabot enters his fifth season with the Edmonton Oilers where the 45-year-old will work with both the Oilers goaltenders as well as overseeing the development of netminders in the system.

Chabot joins the Oilers after serving as a Goaltending Consultant with Hockey Canada and their National Junior Team, helping Canada capture a gold medal at the 2009 World Junior Hockey Championship in Ottawa, Ontario. He was also an instructor at Hockey Canada's Program of Excellence Goaltending Camp for three years (2007-09).



The Hebertville-Station, Quebec, native worked as a Goaltending Consultant with Berlin (DEL) in 2008-09, capturing the league championship with the Ice Bears. He was also involved with AIK Stockholm (SWE-2) from 2007-2009, overseeing goaltending for the entire organization.

A veteran of 17 professional seasons, Chabot played 32 National Hockey League games with three different teams (Montreal, Philadelphia and Los Angeles).

His playing career was highlighted during the 1999-2000 season when he was named the International Hockey League's Most Valuable Player and Top Goaltender, posting a 2.13 goals against average and a .920 save percentage in 62 games played with the Houston Aeros. He was also named MVP of the IHL in 1996-97 as a member of the Aeros.



SYLVAIN RODRIGUE

Sylvain Rodrigue enters his first season with the Edmonton Oilers organization where he will work under the direction of Goaltending Coach Frederic Chabot, assisting him with goaltender development and scouting.

Rodrigue, 39, most recently served as a Goaltending Consultant for the DEL's Berlin Eisbären, a member of Germany's top elite league and Fribourg Gotteron of the Swiss Elite League. He won the DEL championship with Berlin in 2010-11, 2011-12 and 2012-13. He was also a member of Berlin's European trophy championship team in 2010-11.



The Montreal, Quebec native has also worked with HC Lugano (LNA - Swiss Elite League), AIK (Swedish Elite League) and Dusseldorf (DEL - German Elite League) since 2009-10.

Before heading to Europe, Rodrigue worked with the Chicoutimi Saguenéens of the Quebec Major Junior Hockey League from 2003-2009. He assisted Chabot at the Edmonton Oilers 2012 Development Camp and was a goaltending instructor at Hockey Canada's Program of Excellence Goaltending Camp in 2009.



STEVE SERDACHNY

SKATING & SKILLS COACH

Steve Serdachny brings an extensive background of skating and power skating to the Oilers' organization in his role as Edmonton's Skating and Skills Coach. Now in his eighth season with the Oilers, he works at improving the skating and hockey skill sets of players at all levels of the organization, working closely with the players during training camp and throughout the season. Prior to his current position, he worked at several Oilers training camps and rookie development camps.

Through his Elite Power Skating & Hockey Schools, the Edmonton native has worked with players throughout North America and Europe. Besides his work with the Oilers, he has worked with individual NHL players during the off-season as well as with Farjestads BK of the Swedish Elitserien and SAIPA of the Finnish SM-Liiga.



MYLES FEE

VIDEO COORDINATOR

Myles is entering his fifth season with the Oilers as the club's Video Coordinator. Fee, 32, comes from the New York Rangers Hockey Club, where he started in Team Services and moved his way up to Video Analyst working directly under the Video Coach and team management.

The Dauphin, Manitoba native played three years for the Dauphin Kings and received a scholarship to Manhattan College in Purchase, NY, where he played for four additional years and received his BA in Management and Political Science.

Myles and his wife Emily were married in Scarsdale, NY in 2010 and now reside in Edmonton with their daughter Colette who was born this past June.



RICK CARRIERE

SENIOR DIRECTOR OF PLAYER DEVELOPMENT

Rick Carriere enters his second season with the Oilers, after being named the Senior Director of Player Development on June 28, 2012.

Carriere, 54, previously served as General Manager of the Western Hockey League's Medicine Hat Tigers from 2000 to 2004 and then scouted for the Tigers until 2012.

The Edmonton, AB native was also a Head Coach in the Western Hockey League, as he guided the Red Deer Rebels from 1994 to 1996 and then became the Tigers' Head Coach and Director of Hockey Operations from 1996 to 2000, prior to moving into the General Manager position.

The University of Alberta alumnus, who received his Bachelor of Education, was an Assistant Coach for the Calgary Flames' American Hockey League affiliate, St. John Flames from 1992 to 1994.

While attending the U of A, Carriere was on the Bears from 1981 to 1985, where he played for Clare Drake and Billy Moores. After graduating from the U of A, Carriere returned to NAIT and began his coaching career as an Assistant Coach to Perry Pearn from 1985 to 1989. In 1989/90 he took over the Head Coaching position.

Carriere was most recently a teacher at Vimy Ridge Academy where he taught Social Studies and Physical Education and performed on-ice clinics and instruction.



BILLY MOORES

SENIOR DIRECTOR OF PLAYER DEVELOPMENT

Billy Moores is entering his 13th season with the Oilers and first season as the Oilers Director of Coaching Development and Special Projects. In his new role, Moores will work with the coaching staffs of the Edmonton Oilers, the American Hockey League's Oklahoma City Barons and the Western Hockey League's Edmonton Oil Kings.

Moores was named Director of Coaching Development and Special Projects on July 30th, 2013. Prior to that he served as the Oilers Senior Director of Player Development for two years, was a scout for one season and an Assistant Coach from 2000-2009.

The Edmonton, Alberta native joined the Oilers coaching staff on July 21st, 2000. Before returning to Edmonton, Moores had previously served as an Assistant Coach with the New York Rangers from 1996-98.

From 1976-94, Moores was a member of the University of Alberta Golden Bears coaching staff, serving as a Head Coach for seven seasons and an Assistant Coach for 10. He was first named Head Coach in 1979-80, when Clare Drake left to lead the 1980 Canadian Olympic Team. He also replaced Drake in 1983-84, before assuming the head coaching duties on a full time basis in 1990-91.

In his seven seasons as Head Coach at Alberta, Moores compiled a career record of 220-80-23 (.717) with a Canada West Hockey conference record of 129-44-20 (.720). A four-time Canada West Hockey Coach of the Year (1984, 1990, 1991, 1993) and two-time CIAU Coach of the Year (1980, 1991), Moores led the Golden Bears to five CIAU national championship tournaments, winning the University Cup in 1980 and 1992.

Moores and his wife, Connie reside in Edmonton.



MIKE SILLINGER

DIRECTOR OF PLAYER DEVELOPMENT

Mike Sillinger begins his fifth season as the Oilers' Director of Player Development after a lengthy career in the National Hockey League. Sillinger will work with Edmonton's prospects in both the AHL and ECHL and with Oilers draft picks in the junior and college ranks.

The 42-year-old well-traveled centre has played for 12 NHL clubs, most recently suiting up for the New York Islanders. Originally drafted 11th overall in 1990 by the Detroit Red Wings, Sillinger began his NHL career in Detroit before continuing on to play for the Mighty Ducks of Anaheim, Vancouver Canucks, Philadelphia Flyers, Tampa Bay Lightning, Florida Panthers, Ottawa Senators, Columbus Blue Jackets, Phoenix Coyotes, St. Louis Blues, Nashville Predators and New York Islanders.

Sillinger played his junior hockey with the Regina Pats and was named a WHL First All-Star Team selectee in 1991, his final junior year. After splitting time in Adirondack and Detroit, he carved out a solid career in the NHL eventually playing 1,049 games scoring 240 goals and 308 assists for 548 points.

Internationally Sillinger represented Team Canada on two occasions, winning a gold medal at the 1991 World Junior Hockey Championship and leading his country as their captain at the 2000 World Hockey Championship.

Sillinger was born and raised in Regina, Saskatchewan. He and his wife Karla have three sons, Owen, Lukas, and Cole.



T.D. FORSS HEAD ATHLETIC THERAPIST

On July 5, 2010, T.D. Forss was named Head Athletic Therapist of the Edmonton Oilers. Forss, now in his fourth season with the club, has an extensive background in professional sports, including spending seven years, 2003-2010, as the Head Athletic Therapist for the Canadian Football League's Edmonton Eskimos.

Prior to joining the Eskimos, Forss served as the Assistant Athletic Therapist with the Calgary Flames from 2001-2003 and Athletic Therapist & Strength Coach for the Spokane Chiefs of the Western Hockey League from 1994-98 and 1999-2001.

T.D., who holds a Master of Arts and Bachelor of Physical Education from the University of Alberta, has spent time with Hockey Canada as an Athletic Therapist at the 1992 Spengler Cup as well as the 1996 and 1999 World Junior Hockey Championships. Most recently, TD was selected by Hockey Canada as the Athletic Therapist during the 2012 IIHF Men's World Hockey Championship in Helsinki, Finland.

He is a member of the Canadian Athletic Therapist Association, the National Athletic Trainers Association, the National Strength and Conditioning Association and the Professional Hockey Athletic Trainers Society.

T.D. and his wife, Monica, reside in Edmonton with their children Katelin and Liana.



JEFF LANG HEAD EQUIPMENT MANAGER

Jeff Lang begins his 11th season with the Edmonton Oilers, and fourth as Head Equipment Manager, since joining the team's training staff in 2003-04. The 41-year-old Regina, Saskatchewan native looks after the coordinating of equipment and supplies used by the Oilers as well as equipment inventory, maintenance and repair.

After earning a Certificate of Athletic Therapy from Mount Royal College in 1997, Lang began his career with the Calgary Royals of the Alberta Junior Hockey League. He served four seasons from 1996-97 to 1999-00 as both Trainer and Equipment Manager with the junior team before moving on to Hockey Canada.

With the governing body of hockey in Canada, Lang spent another four seasons (1999-00 to 2002-03) honing his craft as an Equipment Manager with several national teams. He was a member of the training staff of Canada's gold medal winning 2002 Olympic Team in Salt Lake City, and also won gold medals with Canada's men's national team at the 2002 Spengler Cup and Deutschland Cup teams. He served as Equipment Manager with the 2003 Under-18 team, which won Canada's first gold medal at the Under-18 World Championship in Yaroslavl, Russia. Lang, along with T.D. Forss, were part of Team Canada at the 2012 IIHF World Hockey Championship in Helsinki, Finland. Most recently Lang served as the Head Equipment Manager for Team Canada at the 2013 IIHF World Hockey Championship in Sweden and Finland.

Lang, who was born in Davidson, Saskatchewan, and his wife, Paula, live in Sherwood Park, Alberta with their sons, Hunter and Adam.



CHRIS DAVIE

ASSISTANT ATHLETIC THERAPIST

Davie is entering his 12th season with the Oilers training department. The 37-year-old native of Provost, Alberta will work closely with Head Athletic Therapist, T.D. Forss and the Oilers medical staff in injury assessment, treatment and rehabilitation.

A graduate of the University of Alberta's Faculty of Physical Education and Recreation, Davie's first stint with the Oilers came from 1999-00 to 2000-01 when he served as the team's Assistant Athletic Therapist. Following his two seasons with the Oilers he was named the Head Athletic Therapist for the Oilers' American Hockey League affiliate, serving in that role for four seasons. During that span he spent two seasons with the Hamilton Bulldogs (2001-02 to 2002-03) and one each with the Toronto Roadrunners (2003-04) and Edmonton Road Runners (2004-05). Following the NHL lockout season, Davie joined Toronto and was the Maple Leafs Assistant Athletic Therapist in 2005-06 and 2006-07 before serving as the Head Athletic Therapist for the AHL's Toronto Marlies in 2007-08.

During his career, Davie has also worked on the training staffs of both the Edmonton Eskimos (CFL) and Edmonton Cracker Cats baseball team. He is a member of the Canadian Athletic Therapist Association, the National Athletic Trainers Association, the National Strength and Conditioning Association and the Professional Hockey Athletic Trainers Society.

Chris and his wife, Julie, make Edmonton their home along with sons Benjamin and Sebastian.



BRAD HARRISON

ASSISTANT EQUIPMENT MANAGER

Brad Harrison enters his fourth year with the Edmonton Oilers for the 2013-14 season. Before moving to Edmonton, he spent the previous four seasons with the Toronto Marlies in the American Hockey League.

Harrison also had seven years working in Germany as an Equipment Manager as well as helping out Team Canada in several tournaments throughout his career. Brad most recently served as the Assistant Equipment Manager for Team Canada at the 2013 IIHF World Hockey Championship in Sweden.

In his duties with the Oilers, Harrison looks after outfitting all players from rookie camp right through until the end of the season as well as assisting Jeff Lang in coordinating all equipment and supplies used by the team.

Harrison, and his wife, Jennifer, have two children; Blake, and Ryder.



CHAD SCHARFF

ASSISTANT EQUIPMENT MANAGER

Chad Scharff is entering his second season with the Oilers after spending 11 seasons with the Vancouver Giants of the Western Hockey League, where he played, scouted, assistant coached and most recently was the Giants Head Equipment Manager.

Scharff was born in Smoky Lake, Alberta where he was raised and played his minor hockey before moving to Vancouver at age 17. Scharff and his wife Tracy reside in Edmonton, AB.



RYAN WILLIAMS

PHYSICAL THERAPY CONSULTANT

Ryan Williams enters his third season with the Oilers' training staff. In 2011, he split time between the Oilers and Hockey Canada, where he worked as a Head Therapist at the 2011 World Under-17 Hockey Challenge.

Ryan has worked as a Physical Therapy Consultant with multiple junior hockey teams, including two seasons with the Edmonton Oil Kings from 2008-2010, and has spent time plying his trade with Hockey Alberta and varsity athletics at the University of Alberta.

When not working with the Oilers, Williams practices physical therapy at the Glen Sather Sport Medicine Clinic at the University of Alberta. The Kitscoty, Alberta native graduated from the U of A in 2004 with a Bachelor of Science degree in Physical Therapy.



STEPHEN LINES

MASSAGE THERAPIST

Lines, 36, enters his seventh season as a member of the Oilers training staff. He joined the Oilers in 2007-08 after spending three seasons (2005 to 2007) with the Calgary Stampeders of the Canadian Football League.

A Registered Massage Therapist, he holds a degree from the Wellington College of Remedial Massage Therapies in Winnipeg, Manitoba and has worked closely with Hockey Canada since 2001.

Lines was a member of the Team Canada training staff at the 2008 IIHF World Hockey Championship in Halifax, Nova Scotia and Quebec City, Quebec, serving as the Massage Therapist for the silver medal winning hosts. It was his second appearance with Team Canada as he was the Massage Therapist with the 2007 National Junior Team, helping Canada win the gold medal at the IIHF World Junior Hockey Championship in Sweden.

Lines has also worked many of Hockey Canada's development and selection camps for both the men's and women's national teams as well as with the Canadian Under-18 teams. He worked closely with the national team in its preparations for the 2006 Winter Olympics in Torino, Italy.

Born in Victoria, British Columbia, Lines grew-up in Winnipeg, Manitoba, before beginning his professional sports career in Calgary. Besides his work with the Calgary Stampeders and Hockey Canada, he has worked with both the Calgary Flames and Calgary Hitmen.



SIMON BENNETT

DIRECTOR, STRENGTH AND CONDITIONING

Simon enters his fifth year as Director of Strength and Conditioning with the Oilers. In this role he is responsible for developing and implementing all aspects of strength, conditioning and nutrition for players throughout the organization.

Simon is a prominent expert in the field of personal fitness and high performance conditioning. He has changed the lives of countless clients with his relentless commitment to training and education. He works and consults with a long list of high profile business leaders, CEOs and professional athletes.

Simon is president and co-founder of Body by Bennett; a *premier* professional health, wellness and training facility, where he provides an innovative sport-conditioning and athletic development program, in addition to general population programs. He is co-creator of the instructional DVD *Reactive Movement Ability Training for Hockey*, an innovative movement training program for young players. Simon is also a fitness educator and author. He has presented such topics as, athletic conditioning, functional movement training, and peak performance, to sports teams, professional organizations and fitness trainers.

Simon is characterized by his energy, enthusiasm, and passion for fitness and sport. He lives by the motto "your attitude in life determines your quality of life." His personal training style is to lead by example and motivate through encouragement. Simon's interests include taking risks, playing hockey, golfing, mountain biking, skiing and snowboarding.



CHAD DRUMMOND

COORDINATOR, STRENGTH AND CONDITIONING

Chad Drummond enters his second full season with the Oilers as the club's Coordinator of Strength and Conditioning, after assisting Simon Bennett for two seasons (2010-2012). Chad is responsible for the development and implementation of all day to day aspects of the teams off ice conditioning.

Chad had been working as a trainer/strength coach at Body by Bennett from 2006-2012. During this time, he was responsible for creating the club's group training and yoga programs and also served as Body by Bennett's west end manager.

Chad is a dedicated and influential trainer who has developed the skills necessary to pursue the perfection of strength and conditioning implementation in the realm of professional hockey. Chad is born and raised in Edmonton and has enveloped himself in the life of a personal trainer and has adopted the belief that there is no difference between success and hard work. Chad's philosophy of physical fitness lays in the foundation of the belief that anything is possible through hard work and dedication to one's belief in themselves.

Chad has a strong wealth of experience working with National Hockey League players, Olympic athletes and other world class athletes. He has also been responsible for the education of practicum students from the University of Alberta and the Northern Alberta Institute of Technology.



JOEY MOSS

DRESSING ROOM ATTENDANT

Although he works behind the scenes with the Edmonton Oilers training staff, Joey Moss is one of the organization's most well-known and beloved members.

Brought to the attention of the Oilers by Wayne Gretzky, Joey has endeared himself to the players, coaches, staff and fans of the Oilers since he began working in the team's dressing room in 1984-85. Joey, born with Down's syndrome, can be seen helping the other members of the Oilers training staff on a daily basis from the start of training camp until the final whistle each spring. Among his many duties, Joey looks after the cleaning of the dressing room, team laundry, the handling of towels and water for games and practices and the distribution of equipment.

Joey is an integral part of the Oilers and has been with them through four of their five Stanley Cup championship seasons. During games, Joey can be found in his customary seat behind the Oilers' bench, where he belts out the loudest version of "O Canada" prior to every home game.

Each season, the Oilers conclude their training camp with the presentation of the Joey Moss Cup to the winners of the annual intra-squad tournament. The tournament began over a decade ago as an evaluation tool for the coaching staff, and has evolved into a charitable fundraising event for various programs throughout Oil Country.

Prior to the 2003 NHL All-Star Game in Florida, Joey was presented the NHL Alumni Association's "Seventh Man Award" by Gretzky. The award is presented by the NHL Alumni Association to NHL members "whose behind-the-scene efforts make a difference in the lives of others."

On May 17, 2007, Joey accepted the Mayor's Award from City of Edmonton mayor, Stephen Mandel, in recognition of the Oilers commitment to persons with disabilities.

Outside the dressing room, Joey has lent his name and support to "Joey's Home", an assisted-living home for individuals with developmental disabilities overseen by the Winnifred Stewart Association.

Joey's talents are not confined to just the hockey rink, as he has served with the Edmonton Eskimos training staff during the summers since the 1986 Canadian Football League season.

**SOME OF THE FOUNDATION'S PROGRAMS INCLUDE:****INNER CITY HIGH SCHOOL**

When the Edmonton Oilers Community Foundation partnered with Edmonton's Inner City High School eight years ago, it was the start of a journey to realize a dream. In spite of the poverty, desperation and dependence that often dominates their lives, high risk youth in Edmonton's inner city now have encouraging teachers and a supportive place to achieve their high school education. Accredited by Alberta Education, Inner City High School offers youth an academic and arts-based focus, and an alternative route to achieving a high school diploma. Each year, everyone celebrates successful graduates and the Foundation awards scholarships to students who wish pursue post-secondary education. Inner City High provides a safe and inspiring place with a strong sense of community, one that goes beyond basic education.

**ABBOTTSFIELD RECREATION CENTRE**

In April 2013, the Edmonton Oilers Community Foundation announced their next legacy project – the redevelopment of the Abbotsfield Recreation Centre in North Edmonton. The City of Edmonton recognized a need to revitalize the area, starting with the hub of the community. A partnership between the Edmonton Oilers Community Foundation and the Abbotsfield Recreation Centre Society will see the Foundation provide funding to support programs, operations and the purchase of furniture, fixtures and equipment for the new facility.

50/50 PROGRAM

With the highest prize payout of all the NHL teams, of over \$63,000, one luck fan walks away every night with a life-changing cheque! The real winners, however, are the charities, minor hockey groups and the Edmonton Oilers Community Foundation who are able fund even more community programs.

SEATS FOR KIDS PRESENTED BY STANTEC

Through the generosity of individuals and businesses across Oil Country, the Edmonton Oilers Community Foundation's Seats for Kids, presented by Stantec, program provides unused game tickets to registered charities that provide child and family services in the Edmonton area. These tickets allow many children to experience hockey at Rexall Place and, for many, a once in a lifetime opportunity. Oilers ticket holders can donate their unused tickets to the Foundation in return for a charitable tax receipt.

**COMMUNITY CORNER**

The Edmonton Oilers Community Foundation hosts a silent auction at every Oilers home game which provide fans with an exciting opportunity to bid on sports memorabilia and collectibles while supporting their community. Fans can view items and place their bids at three Community Corner locations at Rexall Place. Funds raised through this initiative continue to support various Foundation activities.





RALLY AGAINST CANCER

Every year, the EOCF and the Oilers ladies participate in the NHL's Hockey Fights Cancer initiative. During this game night, the Oilers ladies participate by selling a specialty Oilers autographed item raising funds for local cancer research and treatment. Watch for this year's Rally Against Cancer night on October 24th, and purchase your pair of limited edition Oilers mittens!

HOCKEY TALKS

The Edmonton Oilers, in partnership with the other six Canadian NHL teams and the NHL, participate in Hockey Talks, a month-long initiative to increase dialogue and awareness about mental health and effective treatments. During the month of January, a game night in each respective city will be dedicated to Hockey Talks to help encourage a national conversation about mental health and wellness. Watch for the popular 'Puck Surprise' fundraiser in January 2014 in support of Hockey Talks.



ONLINE AUCTIONS

In addition to in-game fundraising initiatives, the Edmonton Oilers Community Foundation continues to host several online auctions through the season. These events feature one-of-a-kind souvenirs, collectibles and game-worn items not available anywhere else.

ICE SCHOOL

In 2003, the EOCF introduced ICE School (In Class Education) or as students call it, Incredibly Cool Education! ICE School is one of Edmonton Public School's inquiring mind sites which allow students to bring real world understanding to what they study during the school year. ICE school brings students to Rexall Place to engage in learner-led, hand-on, inquiry based learnings. Students have the opportunity to participate in a week of reading, writing, observing, interviewing and calculating in the ICE School classroom, Rexall Place and other fascinating places around Northlands Park.



SHARE A BOOK

The Share a Book program provides new books and book bags to Grade 1 students across Northern Alberta and ensures the joy of reading is not limited by financial means. Since the program began, more than 14,000 books have been distributed to over 7,000 students.



SCHOLARSHIPS

The Edmonton Oilers Community Foundation is committed to higher education and since 2001, has provided over \$370,000 in post-secondary scholarships through the University of Alberta, NAIT, Athabasca University, MacEwan University, Norquest College and Inner City High School.



Each and every season the Edmonton Oilers make a commitment to being a strong community partner. Through this commitment, the organization, players and staff, participate in a number of different events, charitable fundraisers and community programs. Below is a sampling of the Edmonton Oilers community initiatives. For a more complete list, please visit edmontonoilers.com.

PLAYERS OFF ICE

Oilers players are dedicated to their community and play an active role with many community organizations including: Stollery Children's Hospital Foundation, Cross Cancer Institute, Inner City High School, Juvenile Diabetes Research Foundation, Christmas Bureau of Edmonton and Area, and Kids with Cancer Society. Players also visit local hospitals and participate in annual community and school programs.

OILERS HOCKEY SCHOOL

The Edmonton Oilers have joined with the Okanagan Hockey Schools to deliver the Edmonton Oilers Hockey School, which provides students the opportunity to experience high caliber training while developing necessary skills to take their minor hockey game to the next level.

OILERS HOCKEY CLINIC

CENOVUS Energy is proud to present the Edmonton Oilers Hockey Clinic, a free clinic hosted in one of Oil Country's rural communities. The Hockey Clinic offers an opportunity for young grassroots players to experience Oilers training sessions spread across three days in their very own community.

OILERS KIDS CLUB

Young Oilers fans unite! Join the Edmonton Oilers Kids Club presented by Save-On Foods for exclusive access to members-only merchandise, contests and events. Get your package today at www.edmontonoilers.com.

FAN MAIL

While players will make every effort to respond to fan mail, please remember that a personal response is not guaranteed due to the volume of mail each player receives. Write to Oilers players, coaching staff or front office personnel at:

Name

C/O Edmonton Oilers Hockey Club

11230 110 Street, Edmonton, AB T5G 3H7 or email them at

www.edmontonoilers.com



MOLSON CUP

One constant during the Oilers tenure in the NHL has been the Molson Cup. The Molson Cup has played an important role in the history of the Edmonton Oilers over the years since the team joined the NHL in 1979-80. It has been a part of some of the most outstanding achievements in NHL history, including five Stanley Cup championships and the Heritage Classic.

One of the most successful programs ever launched in connection with the National Hockey League, the Molson Cup has become synonymous with excellence, as it is awarded to the player who accumulates the most votes in the three-star voting process over the course of the NHL regular season schedule.

Six times throughout the NHL season, a member of the Edmonton Oilers is selected as the Molson Cup Player of the Month. The Molson Cup is based on the selection of the top three performers of each game as nominated by the Edmonton sports media. Players earn five points each time they are selected one of the game's three stars and the player accumulating the most points at the conclusion of the regular season has his name engraved on the beautiful Molson Cup.


EDMONTON OILERS YEARLY MOLSON CUP WINNERS

1979-80 to 2012-13

1979-80	Wayne Gretzky
1980-81	Wayne Gretzky
1981-82	Wayne Gretzky
1982-83	Wayne Gretzky
1983-84	Wayne Gretzky
1984-85	Wayne Gretzky
1985-86	Wayne Gretzky
1986-87	Wayne Gretzky
1987-88	Wayne Gretzky
1988-89	Grant Fuhr
1989-90	Mark Messier
1990-91	Bill Ranford
1991-92	Joe Murphy
1992-93	Bill Ranford
1993-94	Bill Ranford
1994-95	Bill Ranford
1995-96	Doug Weight
1996-97	Curtis Joseph
1997-98	Curtis Joseph
1998-99	Bill Guerin
1999-00	Tommy Salo
2000-01	Tommy Salo
2001-02	Tommy Salo
2002-03	Tommy Salo
2003-04	Ryan Smyth
2004-05	Not Awarded (NHL Lockout)
2005-06	Ryan Smyth
2006-07	Dwayne Roloson
2007-08	Mathieu Garon
2008-09	Dwayne Roloson
2009-10	Jeff Deslauriers
2010-11	Taylor Hall
2011-12	Taylor Hall
2012-13	Devan Dubnyk



Molson Canadian is a proud sponsor of the Edmonton Oilers.



2012-13 EDMONTON OILERS

101 102

136 101



ANTON BELOV | 77

POSITION: DEFENCE **SHOOTS:** LEFT

HEIGHT: 6-4 **WEIGHT:** 212 **DOB:** JULY 29, 1986

BIRTHPLACE: RYAZAN, RUSSIA

ACQUIRED: Signed as a free agent on June 30, 2013.

CONTRACT STATUS: Signed through 2013-14 season.

2012-13 HIGHLIGHTS

- Led Avangard defenceman in scoring and ranked 5th on the team with 26 points (7G, 19A) in 46 games.

CAREER HIGHLIGHTS

- Spent the past five seasons with Omsk Avangard in the KHL recording 62 points (15G, 47A) **(2008-13)**
- Finished 4th on Avangard among defenceman in scoring in in 2010-11, tallying (4G, 10A) **(2010-11)**
- Played four seasons with CSKA Moscow, posting 21 points (5G, 16A). **(2004-08)**



BELOV CAREER STATISTICS

SEASON	TEAM	LEAGUE	REGULAR SEASON					PLAYOFFS				
			GP	G	A	PTS	PIM	GP	G	A	PTS	PIM
2004-05	CSKA Moscow	Russia	30	0	0	0	14	-	-	-	-	-
2005-06	CSKA Moscow	Russia	18	0	2	2	35	1	0	0	0	0
2006-07	CSKA Moscow	Russia	49	4	5	9	42	12	1	3	4	8
2007-08	CSKA Moscow	Russia	54	1	4	5	69	6	1	1	2	16
2008-09	Omsk Avangard	KHL	38	1	4	5	71	5	1	0	1	4
2009-10	Omsk Avangard	KHL	39	1	10	11	48	-	-	-	-	-
2010-11	Omsk Avangard	KHL	54	4	10	14	28	-	-	-	-	-
2011-12	Omsk Avangard	KHL	50	0	6	6	30	-	-	-	-	-
2012-13	Omsk Avangard	KHL	46	9	17	26	30	-	-	-	-	-
KHL TOTALS			227	15	48	63	207	24	3	4	7	28

BELOV VS NHL

OPPONENT	GP	G	A	PTS	PIM
Anaheim	0	0	0	0	0
Boston	0	0	0	0	0
Buffalo	0	0	0	0	0
Calgary	0	0	0	0	0
Carolina	0	0	0	0	0
Chicago	0	0	0	0	0
Colorado	0	0	0	0	0
Columbus	0	0	0	0	0
Dallas	0	0	0	0	0
Detroit	0	0	0	0	0
Edmonton	0	0	0	0	0
Florida	0	0	0	0	0
Los Angeles	0	0	0	0	0
Minnesota	0	0	0	0	0
Montréal	0	0	0	0	0
Nashville	0	0	0	0	0
New Jersey	0	0	0	0	0
NY Islanders	0	0	0	0	0
NY Rangers	0	0	0	0	0
Ottawa	0	0	0	0	0
Philadelphia	0	0	0	0	0
Phoenix	0	0	0	0	0
Pittsburgh	0	0	0	0	0
San Jose	0	0	0	0	0
St. Louis	0	0	0	0	0
Tampa Bay	0	0	0	0	0
Toronto	0	0	0	0	0
Vancouver	0	0	0	0	0
Washington	0	0	0	0	00
Winnipeg	0	0	0	0	0
	0	0	0	0	0

BELOV NHL HIGHLIGHTS

FIRSTS

First GP	—	—
First Goal	—	—
First Asst	—	—
First Goal versus	—	—

MOSTS

MOST RECENTLY

Goals	—	—
Assists	—	—
Points	—	—
SOG	—	—
PIM	—	—
Hat Tricks	—	—
Multi-Pt Games	—	—

LONGEST NHL STREAKS

Goals	—	—
Assists	—	—
Points	—	—



MIKE BROWN | 13

POSITION: RIGHT WING **SHOOTS:** RIGHT

HEIGHT: 5-11 **WEIGHT:** 202 **DOB:** JUNE 24, 1985

BIRTHPLACE: CHICAGO, ILLINOIS

ACQUIRED: Acquired on March 4th, 2013 in exchange for a 4th round selection in the 2014 NHL Draft.

CONTRACT STATUS: Signed through 2013-14 season.

2012-13 HIGHLIGHTS

- Played his 1st game as an Edmonton Oiler on Mar. 5 @ CBJ
- Scored his 1st goal of the season and 1st goal as an Edmonton Oiler on Mar. 10 @ CHI
- Played a season high 12:26 on Mar. 12 @ COL

CAREER HIGHLIGHTS

- Played 200th career NHL game Oct. 24 @ PHI *(2011-12)*
- Registered 9 hits Jan. 24 @ NYI *(2011-12)*
- Established career highs for assists (5) and points (8) *(2010-11)*
- Collected a career-high 2 points (1 goal, 1 assist) Jan. 24 @ Carolina *(2010-11)*
- Selected to play for Team USA at IIHF World Hockey Championship and was named an alternate captain for Team USA *(2010-11)*
- Registered career-highs for games played (75), goals (6), shorthanded goals (1) and shots (82) *(2009-10)*
- Scored his 1st Anaheim goal, also 1st career game winning goal, Feb. 24 @ BUF (Patrick Lalime) *(2008-09)*
- Played all 13 playoff games for Anaheim collecting 2 assists with 25 penalty minutes *(2008-09)*
- Played 1st career playoff game and collected 1st assist in game one of WCQF Apr. 16 @ SJS *(2008-09)*
- Collected assist in game six of WCQF Apr. 27 vs. SJS *(2008-09)*
- Scored 1st NHL goal Dec. 2 @ MIN (Niklas Backstrom) *(2007-08)*
- Played 1st career NHL game Nov. 21 vs. MIN *(2007-08)*
- Led Manitoba in penalty minutes (194) *(2006-07)*
- Led Manitoba in penalty minutes (139) *(2005-06)*

COLLEGE HIGHLIGHTS

- Played 77 games over two seasons at University of Michigan (CCHA), collecting 21 points (11 G, 10 A) with 146 penalty minutes *(2003-05)*

INTERNATIONAL HIGHLIGHTS

- Played seven games for Team USA at IIHF World Hockey Championship, collecting two points (1 G, 1 A) with two penalty minutes *(2004-05)*



BROWN CAREER STATISTICS

SEASON	TEAM	LEAGUE	REGULAR SEASON					PLAYOFFS				
			GP	G	A	PTS	PIM	GP	G	A	PTS	PIM
2003-04	Michigan	CCHA	42	8	5	13	51	-	-	-	-	-
2004-05	Michigan	CCHA	35	3	5	8	95	-	-	-	-	-
	USA	WJC	7	1	1	2	2	-	-	-	-	-
2005-06	Manitoba	AHL	73	7	8	15	139	13	1	2	3	17
2006-07	Manitoba	AHL	62	3	0	3	194	13	0	2	2	16
2007-08	VANCOUVER	NHL	19	1	0	1	55	-	-	-	-	-
	Manitoba	AHL	54	10	3	13	201	6	2	0	2	11
2008-09	VANCOUVER	NHL	20	0	1	1	85	-	-	-	-	-
	ANAHEIM	NHL	28	2	1	3	60	13	0	2	2	25
2009-10	ANAHEIM	NHL	75	6	1	7	106	-	-	-	-	-
2010-11	TORONTO	NHL	50	3	5	8	69	-	-	-	-	-
	USA	WC	7	0	0	0	0	-	-	-	-	-
2011-12	TORONTO	NHL	50	2	2	4	74	-	-	-	-	-
2012-13	TORONTO	NHL	12	0	1	1	70	-	-	-	-	-
	EDMONTON	NHL	27	1	0	1	73	-	-	-	-	-
	NHL TOTALS		281	15	11	26	572	13	0	2	2	25

BROWN VS NHL

OPPONENT	GP	G	A	PTS	PIM
Anaheim	7	0	0	0	26
Boston	8	1	0	1	23
Buffalo	12	2	0	2	29
Calgary	14	0	1	1	35
Carolina	4	1	1	2	0
Chicago	10	2	0	2	13
Colorado	11	0	0	0	14
Columbus	12	0	0	0	32
Dallas	11	1	0	1	12
Detroit	11	0	0	0	17
Edmonton	10	0	0	0	53
Florida	10	0	0	0	12
Los Angeles	8	0	0	0	16
Minnesota	13	1	1	2	14
Montréal	13	0	2	2	36
Nashville	12	1	0	1	12
New Jersey	6	0	0	0	12
NY Islanders	6	0	0	0	17
NY Rangers	8	1	0	1	22
Ottawa	13	0	1	1	22
Philadelphia	9	0	1	1	31
Phoenix	13	2	2	4	10
Pittsburgh	10	0	2	2	0
San Jose	11	1	0	1	19
St. Louis	8	0	0	0	15
Tampa Bay	8	0	0	0	29
Toronto	1	0	0	0	2
Vancouver	11	1	0	1	20
Washington	5	1	0	1	10
Winnipeg	6	0	0	0	19
TOTALS	281	15	11	26	572

BROWN NHL HIGHLIGHTS

FIRSTS

First GP	11/21/2007	VAN 4 @ MIN 2
First Goal	12/02/2007	VAN 1 @ MIN 2
First Goal versus		(Niklas Backstrom) @ 5:37 of period 2
First Asst	11/27/2008	VAN 3 vs. CGY 4

MOSTS

Goals 1 (15X)

Assists 1 (11X)

Points 2 (1X)

SOG 7 (1X)

PIM 17 (3X)

Hat Tricks 0

Multi-Pt Games 1

MOST RECENTLY

03/10/2013
EDM 6 @ CHI 5

02/27/2013
TOR 2 vs. MTL 5

01/24/2011
TOR 4 @ CAR 6 (1G-1A)

11/03/2010
TOR 4 @ WAS 5

02/19/2013
TOR 2 @ TB 4

LONGEST NHL STREAKS

Goals 2 (1X) 12/31/2009
01/02/2010 (2G)Assists 2 (1X) 10/06/2011
10/08/2011 (2A)Pts 2 (2X) 10/06/2011
10/08/2011 (0G-2A)



DEVAN DUBNYK | 40

POSITION: GOALTENDER **CATCHES:** LEFT

HEIGHT: 6-5 **WEIGHT:** 210 **DOB:** MAY 4, 1986

BIRTHPLACE: REGINA, SASKATCHEWAN

ACQUIRED: Edmonton's 1st choice, 14th overall, in 2004 NHL Entry Draft.

CONTRACT STATUS: Signed through 2013-14 season.

2012-13 HIGHLIGHTS

- Registered 1st win of the season Jan. 20 @ VAN, making 27 saves
- Recorded 1st shutout of the season Mar. 12 @ COL, posting 35 saves
- Recorded a shutout in relief stopping all nine shots on Mar. 28 vs. CBJ
- Posted his 2nd shutout of the season Mar. 30 vs. VAN, stopping 23 shots
- Set a career high shutout streak not allowing a goal in a span of 166:28, spanning from Mar. 28 – Apr. 1. Dubnyk fell short of the Oilers regular season shutout record of 192:53, set by Tommy Salo in 2001, by just 26:25.
- Posted a season high winning streak, four wins from Mar. 28 – Apr. 3

CAREER HIGHLIGHTS

- First goalie since Dwayne Roloson (2008-09) to record at least 20 wins, establishing a new career high (2011-12)
- Recorded his 1st shutout of the season and 3rd in his career with 35 saves on Feb. 23 vs. PHI (2011-12)
- Stopped all 22 shots on Mar. 14 vs. CBJ for his 2nd shutout of the season (2011-12)
- Appeared in career high 35 games with a 12-13-8 record, 2.71 goals against average and .916 save percentage (2010-11)
- Stopped all 37 shots for his 1st career shutout on Feb. 7 @ NSH (2010-11)
- Posted 26 saves for his 2nd shutout of the season on Apr. 5 vs. VAN (2010-11)
- Played in 33 games for Springfield with a 13-17-2 record, 3.02 goals against average and .915 save percentage (2009-10)
- Started his 1st career NHL game (loss) on Dec. 21 vs. STL (2009-10)
- Collected his 1st NHL win stopping 31 shots in a 3-2 SO win on Mar. 19 vs. DET (was also named 1st star) (2009-10)
- Set a single season record for Falcons in games played (62) (2008-09)
- Spent the season with the ECHL's Stockton where he finished with a 24-11-7 record, 2.56 goals against average and .921 save percentage (2006-07)
- Selected as a ECHL All-Star (2006-07)

INTERNATIONAL HIGHLIGHTS

- Was a member of the 2006 Canadian World Junior Team
- Named to Team Canada at the 2010, 2011, 2012, and 2013 World Hockey Championships
- Won gold with Canada at the 2012 Spengler Cup in Davos, Switzerland



DUBNYK CAREER STATISTICS

REGULAR SEASON											PLAYOFFS						
SEASON	TEAM	LEAGUE	GP	W	L	T	MINS	GA	SO	GAA.	GP	W	L	MINS	GA	SO	GAA.
2001-02	Kamloops	WHL	3	1	1	0	143	13	0	5.45	—	—	—	—	—	—	—
2001-02	Kamloops	WHL	3	1	1	0	143	13	0	5.45	—	—	—	—	—	—	—
2002-03	Kamloops	WHL	26	12	8	1	1279	68	2	3.19	—	—	—	—	—	—	—
2003-04	Kamloops	WHL	44	20	18	5	2533	106	6	2.51	4	1	3	245	12	0	2.94
2004-05	Kamloops	WHL	65	23	34	7	3699	166	6	2.69	6	2	4	363	22	0	3.64
2005-06	Kamloops	WHL	54	27	26	0	3207	136	1	2.54	—	—	—	—	—	—	—
2006-07	Canada	WJHC	0	0	0	0	0	0	0	0.00	—	—	—	—	—	—	—
	Wilkes-Barre	AHL	4	2	1	0	204	10	0	2.94	—	—	—	—	—	—	—
2006-07	Stockton	ECHL	43	24	11	7	2529	108	2	2.56	6	2	4	395	18	0	2.73
	Springfield	AHL	33	9	17	0	1772	92	0	3.12	—	—	—	—	—	—	—
2008-09	Springfield	AHL	62	18	41	2	3635	180	3	2.97	—	—	—	—	—	—	—
2009-10	EDMONTON	NHL	19	4	10	2	1075	64	0	3.57	—	—	—	—	—	—	—
2010-11	Springfield	AHL	33	13	17	2	1985	100	0	3.02	—	—	—	—	—	—	—
	EDMONTON	NHL	35	12	13	8	2061	93	2	2.71	—	—	—	—	—	—	—
2011-12	Canada	WHC	1	0	0	0	14	0	0	0.00	—	—	—	—	—	—	—
	EDMONTON	NHL	47	20	20	3	2653	118	2	2.67	—	—	—	—	—	—	—
2011-12	Canada	WHC	2	2	0	0	120	2	1	1.00	—	—	—	—	—	—	—
	EDMONTON	NHL	38	14	16	6	2101	90	2	2.57	—	—	—	—	—	—	—
2012-13	Canada	WHC	4	4	0	0	242	6	0	1.48	—	—	—	—	—	—	—
	NHL TOTALS		139	50	59	19	7891	365	6	2.78	—	—	—	—	—	—	—

DUBNYK VS NHL

OPPONENT	GP	W-L-T-OT	SO	GA	GAA	SV%
Anaheim	7	2-3-0-1	0	17	2.76	.909
Boston	2	0-2-0-0	0	9	4.58	.868
Buffalo	0	0-0-0-0	0	0	0.00	.000
Calgary	10	4-4-0-1	0	24	2.57	.907
Carolina	2	0-1-0-0	0	8	4.32	.881
Chicago	7	2-3-0-0	0	21	3.63	.904
Colorado	12	7-3-0-1	1	22	1.94	.943
Columbus	11	6-3-0-2	1	25	2.39	.924
Dallas	6	1-4-0-1	0	21	3.49	.885
Detroit	5	2-1-0-2	0	13	2.47	.924
Edmonton	0	0-0-0-0	0	0	0.00	.000
Florida	1	1-0-0-0	0	1	0.92	.963
Los Angeles	7	3-3-0-1	0	16	2.23	.931
Minnesota	6	1-4-0-0	0	15	2.88	.907
Montreal	2	1-0-0-1	0	7	3.31	.892
Nashville	9	4-3-0-1	1	18	2.28	.929
New Jersey	1	0-0-0-1	0	4	3.81	.897
NY Islanders	2	1-1-0-0	0	5	2.50	.917
NY Rangers	0	0-0-0-0	0	0	0.00	.000
Ottawa	1	0-0-0-0	0	2	3.00	.778
Philadelphia	2	1-1-0-0	1	3	1.51	.951
Phoenix	9	2-5-0-2	0	27	2.96	.909
Pittsburgh	3	1-2-0-0	0	9	2.93	.908
San Jose	10	4-4-0-2	0	28	2.91	.915
St. Louis	7	0-7-0-0	0	30	4.72	.843
Tampa Bay	0	0-0-0-0	0	0	0.00	.000
Toronto	2	0-1-0-0	0	6	4.68	.878
Vancouver	13	5-4-0-3	2	28	2.19	.928
Washington	0	0-0-0-0	0	0	0.00	.000
Winnipeg	2	2-0-0-0	0	6	3.00	.905
TOTALS	139	50-59-0-19	6	365	2.78	.913

DUBNYK NHL HIGHLIGHTS

FIRSTS

First GP	11/28/2009	EDM 3 @ VAN 7
First Win	03/19/2010	EDM 3 vs. DET 2
First Shutout	02/07/2011	EDM 4 @ NSH 0

MOSTS

Shots Faced	55 (1X)	04/10/2010 EDM 4 @ LA 3
Saves	52 (1X)	04/10/2010 EDM 4 @ LA 3
GA 7 (1X)		12/21/2009 EDM 2 vs. STL 7
Career Shutouts	6	03/30/2013 EDM 4 vs. VAN 0

MOST RECENTLY

LONGEST PERSONAL STREAKS

Longest	4 (1X)	03/28/2013-
Win Streak		04/03/2013
Streak W/OUT		03/14/2012-
Reg Loss	6 (2X)	03/25/2012 (5-0-1)
Longest	4 (3X)	04/06/13-04/16/13
Losing Streak		
Longest	10 (1X)	12/21/2009-
Winless Streak		03/15/2010 (0-8-2)
Longest shutout sequence:	116:31	02/21/2012-02/25/2012

NHL SHOOTOUT RECORD

7-9 (Stopped 37 of 57)	.649)
------------------------	-------

NHL PENALTY SHOTS

Stopped 5 of 6	Last: 03/25/2012 EDM 6 @ CBJ 3 Nash, Rick - GOAL
----------------	--



BEN EAGER | 55

POSITION: LEFT WING **SHOOTS:** LEFT

HEIGHT: 6-2 **WEIGHT:** 226 **DOB:** JANUARY 22, 1984

BIRTHPLACE: OTTAWA, ONTARIO

ACQUIRED: Signed as an unrestricted free agent by Edmonton on July 1, 2011.

CONTRACT STATUS: Signed through 2013-14 season.

2012-13 HIGHLIGHTS

- Recorded first point of the season (assist) Feb. 21 vs. MIN
- Scored first goal of the season Feb. 28 @ DAL
- Assigned to Oklahoma City Barons Mar. 15, accumulating two assists in nine games

CAREER HIGHLIGHTS

- Led Chicago with 120 penalty minutes *(2009-10)*
- Posted a three-game point streak (1G, 2A) from Dec. 29- Jan.2, including his 1st game-winning goal of the season on Dec.31 vs. NJD *(2009-10)*
- Collected a career-high three points (1G, 2A) on Mar. 31 @ MIN *(2009-10)*
- Appeared in 18 post-season games for Chicago en route to the Stanley Cup Championship, tallying three points (1G, 2A) *(2009-10)*
- Scored his 1st playoff goal, the game-winner, in Game two of the Stanley Cup Finals on May. 31 vs. PHI *(2009-10)*
- Tallied 15 points (11G, 4A) in 75 games with the Blackhawks, setting career-highs in goals, points and games played *(2008-09)*
- Led the Blackhawks and ranked 13th in the NHL with 161 penalty minutes *(2008-09)*
- Posted a season-high two goals on Dec. 7 vs. PHX and Feb. 19 @ FLA *(2008-09)*
- Added two points (1G, 1A) in 17 Stanley Cup Playoff games *(2008-09)*
- Scored his 1st career post-season goal, the game-winning tally, in Game two of the Western Conference Semi-finals on May. 2 vs. VAN *(2008-09)*
- Appeared in 23 games with the Flyers, including the 100th of his career on Nov. 10 vs. PIT *(2007-08)*
- Traded to Chicago on Dec. 18 *(2007-08)*
- Led the NHL with 233 penalty minutes *(2006-07)*
- Won the Pelle Lindbergh Trophy as the Flyers' Most Improved Player *(2006-07)*
- Earned 17 points (7G, 10A) and 232 penalty minutes in 66 AHL games with the Phantoms during his 1st full professional season *(2004-05)*
- Collected two points (1G, 1A) in 16 post-season games, while capturing the 2005 Calder Cup Championship *(2004-05)*
- Made his professional debut with the Phantoms at the conclusion of his junior hockey career *(2003-04)*



EAGER CAREER STATISTICS

SEASON	TEAM	LEAGUE	REGULAR SEASON					PLAYOFFS				
			GP	G	A	PTS	PIM	GP	G	A	PTS	PIM
2000-01	Oshawa	OHL	61	4	6	10	120	-	-	-	-	-
2001-02	Oshawa	OHL	63	14	23	37	255	5	0	1	1	13
2002-03	Oshawa	OHL	58	16	24	40	216	8	0	4	4	8
2003-04	Oshawa	OHL	61	25	27	52	204	7	2	3	5	31
2004-05	Philadelphia	AHL	5	0	0	0	0	3	0	1	1	8
2005-06	PHILADELPHIA	NHL	25	3	5	8	18	2	0	0	0	26
2006-07	Philadelphia	AHL	49	6	12	18	256	-	-	-	-	-
	PHILADELPHIA	NHL	63	6	5	11	233	-	-	-	-	-
	Philadelphia	AHL	3	0	0	0	21	-	-	-	-	-
2007-08	PHILADELPHIA	NHL	23	0	0	0	62	-	-	-	-	-
	CHICAGO	NHL	9	0	2	2	27	-	-	-	-	-
2008-09	CHICAGO	NHL	75	11	4	15	161	17	1	1	2	61
2009-10	CHICAGO	NHL	60	7	9	16	120	18	1	2	3	20
2010-11	ATLANTA	NHL	34	3	7	10	77	-	-	-	-	-
	SAN JOSE	NHL	34	4	3	7	43	10	1	0	1	41
2011-12	EDMONTON	NHL	63	8	5	13	107	-	-	-	-	-
2012-13	EDMONTON	NHL	14	1	1	2	25	-	-	-	-	-
	Oklahoma City	AHL	9	0	2	2	13	13	1	4	5	64
NHL TOTALS			400	43	41	84	873	47	3	3	6	148

EAGER VS NHL

OPPONENT	GP	G	A	PTS	PIM
Anaheim	17	2	1	3	32
Boston	12	0	3	3	29
Buffalo	9	0	2	2	21
Calgary	15	2	3	5	40
Carolina	11	1	1	2	37
Chicago	9	2	1	3	8
Colorado	15	1	2	3	20
Columbus	19	3	1	4	25
Dallas	15	3	2	5	26
Detroit	18	3	0	3	19
Edmonton	9	1	1	2	22
Florida	12	4	0	4	21
Los Angeles	17	0	1	1	23
Minnesota	17	2	4	6	35
Montréal	8	0	0	0	22
Nashville	18	0	4	4	10
New Jersey	14	2	1	3	43
NY Islanders	13	1	0	1	55
NY Rangers	14	3	0	3	40
Ottawa	12	2	1	3	23
Philadelphia	3	0	0	0	0
Phoenix	15	3	1	4	21
Pittsburgh	16	0	0	0	52
San Jose	12	0	0	0	19
St. Louis	20	2	3	5	75
Tampa Bay	12	2	2	4	38
Toronto	8	3	2	5	25
Vancouver	17	0	2	2	77
Washington	16	1	3	4	15
Winnipeg	7	0	0	0	0
400	43	41	84	873	

EAGER NHL HIGHLIGHTS

FIRSTS		
First GP	11/30/2005	PHI 2 vs. NJ 1
First Asst	11/30/2005	PHI 2 vs. NJ 1
First Goal	12/26/2005	PHI 3 @ FLA 2
First Goal versus		Luongo, Roberto @ 19:19 of period 2
MOSTS		
Goals	2 (4X)	MOST RECENTLY 02/19/2009 CHI 4 @ FLA 0
Assists	2 (3X)	03/31/2010 CHI 4 @ MIN 0
Points	3 (1X)	03/31/2010 CHI 4 @ MIN 0 (1G-2A)
SOG	5 (3X)	12/09/2011 EDM 4 vs. COL 1
PIM	26 (1X)	04/07/2007 PHI 2 vs. NYI 4
Hat Tricks	0	
Multi-Pt Games	9	11/19/2010 ATL 5 vs. WAS 0 (1G-1A)
LONGEST PERSONAL STREAKS		
Goals	2 (3X)	02/11/2012- 02/15/2012 (2G)
Assists	2 (1X)	12/04/2010- 12/06/2010 (2A)
Pts 3 (2X)		02/11/2012- 02/17/2012 (2G-1A)



JORDAN EBERLE | 14

POSITION: RIGHT WING **SHOOTS:** RIGHT

HEIGHT: 5-11 **WEIGHT:** 180 **DOB:** MAY 15, 1990

BIRTHPLACE: REGINA, SASKATCHEWAN



@ebs_14

ACQUIRED: Edmonton's 1st choice, 22nd overall, in the 2008 NHL Entry Draft.

CONTRACT STATUS: Signed through 2018-19 season.

2012-13 HIGHLIGHTS

- Ranked 3rd on the team in points (37), goals (16), and assists (21)
- Ranked 2nd on the team in game winning goals (3)
- Led Oilers forwards in ice time (19:24)
- Recorded 10 multi-point games, including three, three-point games accumulating nine points (4G, 5A)
- Played a season high 23:50 in ice time Feb. 25 @ CHI

CAREER HIGHLIGHTS

- Led the Oilers in points, goals and assists recording 76 points (34G, 42A), and 10 penalty minutes in 78 games (2011-12)
- Finished T-15th in NHL scoring (2011-12)
- Posted a team high 20 multi-point games (2011-12)
- Recorded his 3rd consecutive two-point night with a goal and assist on Oct. 27 vs. WSH (2011-12)
- Posted four points (1G, 3A) Nov. 19 vs. CHI (1st time in career he had a 4-point game) (2011-12)
- Registered four points (1G, 3A) and +4 on Feb. 2 vs. CHI (2011-12)
- Scored his 30th of the season on Mar. 6 @ SJS (2011-12)
- Led Oilers in scoring recording 43 points (18G, 25A), and 22 PIM in 69 games; he also ranked third on the team in goals (18) (2010-11)
- Finished the season ranked 6th in rookie scoring (2010-11)
- Played in his 1st NHL game on Oct. 7 vs. CGY and had a goal and assist as well as named 1st star (2010-11)
- Played in the 2011 NHL All-Star Game in Ottawa, posting one assist.

JUNIOR HIGHLIGHTS

- Led all WHL skaters in goals scored (50) and ranked second in the overall scoring race with 106 points (2009-10)
- Recorded the highest points-per-game average with 1.86 points per game in the league (2009-10)
- Won CHL Player of the Year (2009-10)
- Named WHL Player of the Year (2009-10)
- Played in 11 games for Springfield scoring 14 points (6G, 8A) after the WHL season ended (2009-10)
- Finished the year with a team high 42 goals and 75 points in 70 games and ranked 4th in WHL scoring (2007-08)
- Named to WHL East First All-Star Team (2007-08)
- Received Doc Seaman Trophy for WHL Scholastic Player of the Year (2007-08)
- Participated in CHL Top Prospects Game (2006-07)

INTERNATIONAL HIGHLIGHTS

- Represented Canada at 2007 Canada Games in Whitehorse, Yukon
- Played in 2007 Ivan Hlinka Memorial Tournament
- A member of Team Canada's gold-medal winning performance at the 2008 IIHF U18 World Hockey Championship. Finished the tournament 2nd in team scoring
- Represented Canada in the 2009 World Junior Hockey Championship in Ottawa, where he placed 3rd in tournament scoring with 13 points (6G, 7A)
- Won silver medal with Canada at the 2010 World Junior Hockey Championship in Regina/Saskatoon, Saskatchewan and was an alternate captain.
- Became Canada's all-time leading goal scorer in the tournament with his 14th career goal
- Represented Canada at the 2010, 2011, 2012 and 2013 World Hockey Championships



EBERLE CAREER STATISTICS

SEASON	TEAM	LEAGUE	REGULAR SEASON					PLAYOFFS				
			GP	G	A	PTS	PIM	GP	G	A	PTS	PIM
2006-07	Regina	WHL	66	28	27	55	32	6	2	5	7	2
2007-08	Regina	WHL	70	42	33	75	20	5	2	4	6	7
2008-09	Regina	WHL	61	35	39	74	20	-	-	-	-	-
2009-10	Springfield	AHL	9	3	6	9	4	-	-	-	-	-
	Canada	WJHC	6	6	7	13	2	-	-	-	-	-
	Regina	WHL	57	50	56	106	32	-	-	-	-	-
	Springfield	AHL	11	6	8	14	0	-	-	-	-	-
2010-11	Canada	WJHC	6	8	5	13	4	-	-	-	-	-
	Canada	WHC	4	1	3	4	0	-	-	-	-	-
	EDMONTON	NHL	69	18	25	43	22	-	-	-	-	-
	Canada	WHC	7	4	0	4	0	-	-	-	-	-
2011-12	EDMONTON	NHL	78	34	42	76	10	-	-	-	-	-
	Canada	WHC	8	4	4	8	0	-	-	-	-	-
2012-13	EDMONTON	NHL	48	16	21	37	16	-	-	-	-	-
	Canada	WHC	8	0	5	5	2	-	-	-	-	-
NHL TOTALS			195	68	88	156	48	-	-	-	-	-

EBERLE VS NHL

OPPONENT	GP	G	A	PTS	PIM
Anaheim	9	2	2	4	2
Boston	2	0	1	1	2
Buffalo	2	0	1	1	0
Calgary	16	7	10	17	6
Carolina	2	0	1	1	0
Chicago	11	5	11	16	4
Colorado	17	8	9	17	6
Columbus	10	5	5	10	2
Dallas	8	1	4	5	2
Detroit	10	3	2	5	0
Edmonton	0	0	0	0	0
Florida	2	0	1	1	0
Los Angeles	8	1	0	1	2
Minnesota	15	4	10	14	4
Montréal	4	1	0	1	0
Nashville	10	6	3	9	0
New Jersey	1	0	1	1	0
NY Islanders	1	0	0	0	0
NY Rangers	2	0	3	3	0
Ottawa	4	0	2	2	0
Philadelphia	2	1	1	2	0
Phoenix	10	2	3	5	2
Pittsburgh	2	0	0	0	0
San Jose	10	4	4	8	0
St. Louis	11	4	4	8	6
Tampa Bay	2	0	0	0	0
Toronto	4	5	2	7	0
Vancouver	16	7	7	14	8
Washington	2	1	1	2	0
Winnipeg	2	1	0	1	2
TOTALS	195	68	88	156	48

EBERLE NHL HIGHLIGHTS

FIRSTS

First GP	10/07/2010	EDM 4 vs. CGY 0
First Goal	10/07/2010	EDM 4 vs. CGY 0
First Asst	10/07/2010	EDM 4 vs. CGY 0
First Goal versus	Miikka Kiprusoff @ 1:24 of period 3	

MOSTS

Goals	2 (5X)	MOST RECENTLY 02/06/2012 EDM 3 @ TOR 6
Assists	3 (2X)	02/02/2012 EDM 8 vs. CHI 4
Points	4 (2X)	02/02/2012 EDM 8 vs. CHI 4 (1G-3A)
SOG	7 (3X)	02/16/13 EDM 6 vs. COL 4
PIM4 (2X)		11/13/2011 EDM 3 @ CHI 6
Hat Tricks	0	
Multi-Pt Games	39	04/27/13 EDM 7 vs. VAN 2 (2G)

LONGEST PERSONAL STREAKS

Goals	4 (2X)	01/31/2012- 02/06/2012 (6G)
Assists	4 (1X)	11/19/2011- 11/25/2011 (7A)
Pts 6 (2X)		12/15/2011- 12/29/2011 (5G-3A)



ANDREW FERENCE | 21

POSITION: DEFENCE **SHOOTS:** LEFT

HEIGHT: 5-11 **WEIGHT:** 187 **DOB:** MAR. 17, 1979

BIRTHPLACE: EDMONTON, ALBERTA



@ferknuckle

ACQUIRED: Signed as a free agent on July 5th, 2013.

CONTRACT STATUS: Signed through 2016-17 season.

2012-13 HIGHLIGHTS

- Was one of four Bruins to play in every game.
- Had one multiple-point game, a two point (1G, 1A) effort Apr. 8 vs. CAR
- Six of his 13 points came in a 10 game span from Apr. 8-27.
- Had points in consecutive games on three occasions, Feb. 10-12 (2A); Apr. 8-10 (1G, 2A); and Apr.13-17 (2A).

CAREER HIGHLIGHTS

- Won the Stanley Cup with Boston (*2011-12*)
- Established a career season-high in goals (6) (*2011-12*)
- Played his 100th NHL playoff game on Apr. 12 vs. WSH (*2011-12*)
- Played his 600th NHL game Dec. 16 @ MTL (*2010-11*)
- Posted a playoff career high three assist effort Apr. 17 @ MTL (*2007-08*)
- Played his 1st game as a Bruin Feb. 13 vs. EDM (*2006-07*)
- Recorded his 1st point as a Bruin with an assist Mar. 11 @ DET, which was also his 100th NHL point (*2006-07*)
- Played his 200th NHL game Dec. 7 vs. PIT (*2003-04*)
- Played his 1st NHL playoff game and scored his first NHL playoff goal Apr. 12 @ WSH (*2000-01*)
- Played his 1st NHL game Oct. 1 @ DAL (*1999-00*)
- Recorded his 1st NHL point with an assist Oct. 16 vs. CHI (*1999-00*)
- Scored his 1st NHL goal Nov. 13 vs. NSH (*1999-00*)

JUNIOR HIGHLIGHTS

- Named a WHL First Team All-Star (*1998-99*)
- Was second on the team in assists and led the team that year with a +75 plus/minus mark (*1997-98*)
- Named a WHL West First Team All-Star (*1997-98*)

INTERNATIONAL HIGHLIGHTS

- Represented Canada in the 1999 World Junior Hockey Championship, winning a silver medal posting three points (1G, 2A) in seven games



FERENCE CAREER STATISTICS

SEASON	TEAM	LEAGUE	REGULAR SEASON					PLAYOFFS				
			GP	G	A	PTS	PIM	GP	G	A	PTS	PIM
1997-98	Prince Albert	WHL	58	5	18	23	37	14	0	7	7	0
1998-99	Kansas City	IHL	5	1	2	3	4	-	-	-	-	-
1999-00	PITTSBURGH	NHL	30	2	4	6	20	-	-	-	-	-
	Wilkes-Barre	AHL	44	8	20	28	58	-	-	-	-	-
2000-01	PITTSBURGH	NHL	36	4	11	15	28	18	3	7	10	16
	Wilkes-Barre	AHL	43	6	18	24	95	3	1	0	1	12
2001-02	PITTSBURGH	NHL	75	4	7	11	73	-	-	-	-	-
2002-03	PITTSBURGH	NHL	22	1	3	4	36	-	-	-	-	-
	Wilkes-Barre	AHL	1	0	0	0	2	-	-	-	-	-
	CALGARY	NHL	16	0	4	4	6	-	-	-	-	-
2003-04	CALGARY	NHL	72	4	12	16	53	12	2	7	9	10
2004-05	Ceske	CZE-2	19	5	6	11	45	-	-	-	-	-
2005-06	CALGARY	NHL	82	4	27	31	85	7	0	4	4	53
2006-07	CALGARY	NHL	54	2	10	12	66	-	-	-	-	-
	BOSTON	NHL	26	1	2	3	31	-	-	-	-	-
2007-08	BOSTON	NHL	59	1	14	15	50	7	0	4	4	6
2008-09	BOSTON	NHL	47	1	15	16	40	3	0	0	0	4
2009-10	BOSTON	NHL	51	0	8	8	16	13	0	1	1	18
2010-11	BOSTON	NHL	70	3	12	15	60	25	4	6	10	37
2011-12	BOSTON	NHL	72	6	18	24	46	7	1	3	4	0
2012-13	Ceske	CZE-2	21	2	5	7	24	-	-	-	-	-
	BOSTON	NHL	48	4	9	13	35	4	0	2	2	4
NHL TOTALS			760	37	156	193	645	120	8	30	38	122

FERENCE VS NHL

OPPONENT	GP	G	A	PTS	PIM
Anaheim	22	0	8	8	12
Boston	11	1	2	3	25
Buffalo	37	2	7	9	36
Calgary	5	0	2	2	4
Carolina	26	3	7	10	18
Chicago	22	0	5	5	25
Colorado	24	2	5	7	6
Columbus	19	1	4	5	24
Dallas	19	0	5	5	27
Detroit	20	1	2	3	10
Edmonton	26	1	10	11	28
Florida	30	0	4	4	17
Los Angeles	24	0	3	3	18
Minnesota	23	0	3	3	24
Montréal	42	2	4	6	39
Nashville	15	1	2	3	13
New Jersey	31	1	7	8	10
NY Islanders	28	2	8	10	10
NY Rangers	34	6	8	14	46
Ottawa	40	0	9	9	26
Philadelphia	31	1	3	4	17
Phoenix	19	1	1	2	10
Pittsburgh	22	0	5	5	16
San Jose	21	0	3	3	6
St. Louis	17	3	5	8	31
Tampa Bay	30	1	7	8	23
Toronto	40	3	10	13	28
Vancouver	26	0	5	5	43
Washington	27	5	3	8	12
Winnipeg	29	0	9	9	41
760	37	156	193	645	

FERENCE NHL HIGHLIGHTS

FIRSTS		
First GP	10/01/1999	PIT 4 @ DAL 6
First Asst	10/16/1999	PIT 3 vs. CHI 3
First Goal	11/13/1999	PIT 6 vs. NSH 2
First Goal versus		(Tomas Vokoun) @ 1:28 of period 1
MOSTS		
Goals	2 (1X)	MOST RECENTLY 01/05/2004 CGY 5 @ NYR 0
Assists	3 (2X)	10/20/2011 BOS 6 vs. TOR 2
Points	3 (3X)	10/20/2011 BOS 6 vs. TOR 2 (OG-3A)
SOG	6 (2X)	02/15/2012 BOS 4 @ MTL 3
PIM	19 (1X)	01/02/2007 CGY 2 vs. VAN 3
Hat Tricks	0	
Multi-Pt Games	27	04/08/2013 BOS 6 vs. CAR 2 (1G-1A)
LONGEST PERSONAL STREAKS		
Goals	2 (2X)	01/19/2012 01/21/2012 (2G)
Assists	4 (1X)	12/14/2011 12/23/2011 (5A)
Pts	4 (1X)	12/14/2011 12/23/2011 (OG-5A)



SAM GAGNER | 89

POSITION: CENTRE SHOOTS: RIGHT

HEIGHT: 5-11 WEIGHT: 202 DOB: AUG. 10, 1989

BIRTHPLACE: LONDON, ONTARIO



@89SGagner

ACQUIRED: Edmonton's 1st choice, 6th overall, in the 2007 NHL Entry Draft.

CONTRACT STATUS: Signed through 2015-16 season.

2012-13 HIGHLIGHTS

- Finished 2nd on the Oilers in points (38) and assists (24), and 4th in goals (14)
- Started the season with a 10-game point streak, recording 11 points (3G, 8A)
- Registered eight multi-point games
- Tallied a season high three-point game (1G, 2A) Mar. 28 vs. CBJ

CAREER HIGHLIGHTS

- Collected a career high 47 points (18G, 29A) (2011-12)
- Posted eight points (4G, 4A) tying a franchise record (Gretzky and Coffey) on Feb. 2 vs. CHI (2011-12)
- Scored four points (3G, 1A) Mar. 19 @ COL for his 1st career NHL hat trick (2008-09)
- Posted one of the finest seasons by a rookie in Oilers history, scoring 49 points (13G, 36A), and 23 PIM in 79 games (2007-08)
- The youngest player in the NHL, he scored points in 35 of 79 games and was plus or even in 51 of 79 games (2007-08)
- Finished 7th in Voting for the Calder Trophy as NHL Rookie of the Year (2007-08)
- Co-winner of the Top First Year Oilers Award with Andrew Coglian (2007-08)
- Tied with Ales Hemsky for 2nd in NHL and led NHL rookies in shootout deciding goals with (4), falling one shy of the NHL record for most shootout deciding goals in a single season, held by four players (2007-08)
- His 49 points are the most points scored by an Oilers rookie since Ales Hemsky netted 30 (6G, 24A) in 2002-03 and ranks him 5th on the Oilers single season list (2007-08)
- His 36 rookie assists rank 3rd on the Oilers all-time list (2007-08)
- Posted a nine-game scoring streak accumulating 12 points (3G, 9A) Feb. 4-24; the streak was the longest of the season by an Oiler and the 2nd longest by an NHL rookie (2007-08)
- Posted an Oilers rookie record eight game assist scoring streak for 11 points (2G, 9A) Feb. 4-22 (2007-08)
- Registered 1st career multiple-point game with (2A) Oct. 12 vs. VAN and twice had three points in a game with (1G, 2A) Mar. 11 vs. STL and Mar. 18 vs. PHX (2007-08)
- Played 1st career Oilers/NHL game Oct. 4 vs. SJ, scoring 1st career Oilers/NHL point with an assist (2007-08)
- Registered 1st career Oilers/NHL goal Oct. 20 @ CGY (Miiikka Kiprusoff) (2007-08)
- One of 16 players named to the roster for the NHL YoungStars Game as part of the NHL All-Star Weekend in Atlanta (2007-08)

JUNIOR HIGHLIGHTS

- Scored 118 points (35G, 83A) in 53 games to average 2.23 points-per-game, finishing 3rd on the Knights scoring list and 5th in the OHL (2006-07)
- Ranked 2nd in scoring among OHL rookies behind teammate Patrick Kane, who led OHL scoring with 145 points (62G, 83A) in 58 games (2006-07)
- Participated in the 2007 CHL Top Prospects game and was a member of Western Conference All-Stars at the OHL All-Star Classic, scoring a goal and four assists (2006-07)
- Played with the Sioux City Musketeers where he was named to the USHL's All-Rookie Team (2005-06)
- Youngest player at 2006 USHL All-Star Game (2005-06)

INTERNATIONAL HIGHLIGHTS

- Played one game for Team Canada at the 2008 IIHF World Hockey Championship
- Was the youngest member of the gold medal winning Team Canada at the 2007 IIHF World Junior Hockey Championship in Sweden
- Named MVP of the 2007 Summit Series between the Canadian and Russian national junior teams held in September, 2007. He led all scorers in the eight-game series with 15 points (6G, 9A), leading Canada to a 7-0-1 series victory



GAGNER CAREER STATISTICS

REGULAR SEASON								PLAYOFFS				
SEASON	TEAM	LEAGUE	GP	G	A	PTS	PIM	GP	G	A	PTS	PIM
2006-07	London	OHL	53	35	83	118	46	16	7	22	29	22
	Canada	WJHC	6	0	0	0	8	-	-	-	-	-
	Canada	Super Series	8	6	9	15	8	-	-	-	-	-
2007-08	EDMONTON	NHL	79	13	36	49	23	-	-	-	-	-
	Canada	WHC	1	0	0	0	0	-	-	-	-	-
2008-09	EDMONTON	NHL	76	16	25	41	51	-	-	-	-	-
2009-10	EDMONTON	NHL	68	15	26	41	33	-	-	-	-	-
2010-11	EDMONTON	NHL	68	15	27	42	37	-	-	-	-	-
2011-12	EDMONTON	NHL	75	18	29	47	36	-	-	-	-	-
2012-13	EDMONTON	NHL	48	14	24	38	23	-	-	-	-	-
NHL TOTALS			414	91	167	258	203	-	-	-	-	-

GAGNER VS NHL

OPPONENT	GP	G	A	PTS	PIM
Anaheim	19	3	6	9	17
Boston	4	0	0	0	0
Buffalo	3	1	1	2	2
Calgary	32	9	13	22	14
Carolina	5	1	3	4	2
Chicago	23	10	11	21	8
Colorado	34	14	22	36	16
Columbus	22	7	13	20	6
Dallas	22	6	7	13	25
Detroit	21	6	7	13	6
Edmonton	0	0	0	0	0
Florida	5	0	1	1	2
Los Angeles	19	2	5	7	11
Minnesota	29	2	11	13	16
Montréal	8	4	2	6	4
Nashville	19	4	9	13	7
New Jersey	5	1	1	2	0
NY Islanders	5	1	0	1	2
NY Rangers	5	0	1	1	0
Ottawa	7	2	1	3	4
Philadelphia	5	0	3	3	0
Phoenix	20	1	7	8	14
Pittsburgh	3	0	0	0	2
San Jose	22	4	11	15	10
St. Louis	20	5	10	15	8
Tampa Bay	5	0	5	5	6
Toronto	8	2	4	6	2
Vancouver	34	5	11	16	13
Washington	5	0	0	0	4
Winnipeg	5	1	2	3	2
414	91	167	258	203	

GAGNER NHL HIGHLIGHTS

FIRSTS


First GP	10/04/2007	EDM 3 vs. SJ 2
First Asst	10/04/2007	EDM 3 vs. SJ 2
First Goal	10/20/2007	EDM 1 @ CGY 4
First Goal versus	Miikka Kiprusoff @ 13:34 of period 1	

MOSTS

Goals	4 (1X)	MOST RECENTLY 02/02/2012 EDM 8 vs. CHI 4
Assists	4 (1X)	02/02/2012 EDM 8 vs. CHI 4
Points	8 (1X)	02/02/2012 EDM 8 vs. CHI 4 (4G-4A)
SOG	8 (1X)	03/22/2008 EDM 7 vs. COL 5
PIM	12 (1X)	01/26/2011 EDM 1 @ DAL 3
Hat Tricks	2	02/02/2012 EDM 8 vs. CHI 4 (4G)
Multi-Pt Games	52	04/26/13 EDM 6 @ MIN 1 (2A)

LONGEST PERSONAL STREAKS

Goals	2 (12X)	02/02/2012- 02/04/2012 (6G)
Assists	8 (1X)	02/04/2008- 02/22/2008 (9A)
Pts 9 (1X)		02/04/2008- 02/24/2008 (3G-9A)



BOYD GORDON | 27

POSITION: CENTRE **SHOOTS:** RIGHT

HEIGHT: 6-0 **WEIGHT:** 202 **DOB:** OCT. 19, 1983

BIRTHPLACE: UNITY, SASKATCHEWAN

ACQUIRED: Signed as An unrestricted free agent on July 5th, 2013.

CONTRACT STATUS: Signed through 2015-16 season.

2012-13 HIGHLIGHTS

- Ranked second on Coyotes with a 57.3 faceoff percentage
- Was 17th in NHL with 452 faceoffs won
- Played in his 450th career NHL game Feb. 9 @ SJ
- Posted first multipoint game of the season Mar. 27 @ MIN (1G, 1A)
- Recorded second multipoint game of the season Apr. 10 vs. EDM (1G, 1A)

CAREER HIGHLIGHTS

- Posted a career high eight goals with Phoenix **(2011-12)**
- Led the team in face-off percentage (56.8%), and blocked shots (86) **(2011-12)**
- Netted his first career two-goal game Jan. 16 vs. COL **(2011-12)**
- Played in his 400th career NHL game Jan. 12 @ DET **(2011-12)**
- Led the team in face-off percentage (59.3%) **(2011-12 Playoffs)**
- Led the team in face-off percentage (58%) **(2010-11)**
- Finished ninth in the NHL in face-off percentage (56%) **(2007-08)**
- Played in his 200th NHL game Mar. 27 @ TBL **(2007-08)**
- Led the Capitals in face-off percentage (52%), face offs (1,214) and face-off wins (632) **(2006-07)**
- Played 104 total regular season and playoff games for Washington and Hershey (AHL), tied with Brooks Laich for the most in the organization **(2005-06)**
- The only player to appear in all 80 games for Portland (AHL) **(2004-05)**
- Made his NHL debut Oct. 9 vs. NYI, recording an assist **(2003-04)**
- Scored his first NHL goal and added an assist on Oct. 11 vs. ATL **(2003-04)**

JUNIOR HIGHLIGHTS

- Led Red Deer in playoff goals (8) and tied for the lead in points (20) while ranking third in assists **(2002-03)**
- In 22 playoff games, notched three goals and six assists as Red Deer won the WHL playoff title and captured the Memorial Cup **(2001-02)**

INTERNATIONAL HIGHLIGHTS

- Represented Canada in the 2003 IIHF World Junior Hockey Championship, earning a silver medal



GORDON CAREER STATISTICS

SEASON	TEAM	LEAGUE	REGULAR SEASON					PLAYOFFS				
			GP	G	A	PTS	PIM	GP	G	A	PTS	PIM
1999-00	Red Deer	WHL	66	10	26	36	24	4	0	1	1	16
2000-01	Red Deer	WHL	72	12	27	39	39	22	3	6	9	2
2001-02	Red Deer	WHL	66	22	29	51	19	23	10	12	22	8
2002-03	Red Deer	WHL	56	33	48	81	28	23	8	12	20	14
2003-04	WASHINGTON	NHL	41	1	5	6	8	-	-	-	-	-
	Portland	AHL	43	5	17	22	16	7	2	1	3	0
2004-05	Portland	AHL	80	17	22	39	35	-	-	-	-	-
2005-06	WASHINGTON	NHL	25	0	1	1	4	-	-	-	-	-
	Hershey	AHL	58	16	22	38	23	21	3	5	8	10
2006-07	WASHINGTON	NHL	71	7	22	29	14	-	-	-	-	-
2007-08	WASHINGTON	NHL	67	7	9	16	12	7	0	0	0	0
2008-09	WASHINGTON	NHL	63	5	9	14	16	14	0	3	3	4
2009-10	WASHINGTON	NHL	36	4	6	10	12	6	1	1	2	0
	Hershey	AHL	2	0	2	2	0	-	-	-	-	-
2010-11	WASHINGTON	NHL	60	3	6	9	16	9	0	0	0	6
2011-12	PHOENIX	NHL	75	8	15	23	10	16	0	2	2	6
2012-13	PHOENIX	NHL	48	4	10	14	8	-	-	-	-	-
	NHL TOTALS		486	39	83	122	100	47	3	3	6	148

GORDON VS NHL

OPPONENT	GP	G	A	PTS	PIM
Anaheim	16	1	2	3	0
Boston	20	1	4	5	2
Buffalo	17	3	0	3	2
Calgary	11	0	2	2	4
Carolina	30	1	2	3	10
Chicago	11	2	0	2	2
Colorado	9	3	4	7	2
Columbus	12	1	2	3	4
Dallas	16	0	2	2	2
Detroit	12	1	2	3	4
Edmonton	10	2	4	6	2
Florida	30	1	1	2	4
Los Angeles	15	1	3	4	0
Minnesota	9	1	3	4	0
Montréal	18	1	2	3	0
Nashville	11	0	3	3	2
New Jersey	18	0	4	4	6
NY Islanders	17	1	3	4	0
NY Rangers	19	3	3	6	8
Ottawa	22	2	4	6	8
Philadelphia	23	0	4	4	10
Phoenix	6	0	0	0	0
Pittsburgh	19	2	3	5	2
San Jose	16	2	4	6	2
St. Louis	13	1	2	3	0
Tampa Bay	28	4	8	12	6
Toronto	20	2	2	4	6
Vancouver	10	0	2	2	2
Washington	1	0	1	1	0
Winnipeg	27	3	7	10	10
486	39	83	122	100	

GORDON NHL HIGHLIGHTS

FIRSTS


First GP	10/09/2003	WAS 6 vs. NYI 1
First Asst	10/09/2003	WAS 6 vs. NYI 1
First Goal	10/11/2003	WAS 3 vs. ATL 4
First Goal versus		(Pasi Nurminen) @ 3:11 of period 1

MOSTS

Goals	2 (1X)	MOST RECENTLY 01/16/2012 PHO 6 vs. COL 1
Assists	2 (3X)	02/04/2012 PHO 5 vs. SJ 3
Points	2 (15X)	04/10/2013 PHO 3 @ EDM 1 (1G-1A)
SOG	8 (1X)	01/16/2012 PHO 6 vs. COL 1
PIM	2 (50X)	03/25/2013 PHO 2 vs. DET 3
Hat Tricks	0	
Multi-Pt Games	15	04/10/2013 PHO 3 @ EDM 1 (1G-1A)

LONGEST PERSONAL STREAKS

Goals	2 (3X)	02/02/2010 02/04/2010 (2G)
Assists	2 (12X)	03/07/2013 03/09/2013 (2A)
Pts	3 (4X)	11/05/2011 11/12/2011 (2G-2A)



DENIS GREBESHKOV | 37

POSITION: DEFENCE SHOOTS: LEFT

HEIGHT: 6-0 WEIGHT: 206 DOB: OCT. 11, 1983

BIRTHPLACE: YAROSLAVL, RUSSIA

ACQUIRED: Signed as a free agent July 18, 2013.

CONTRACT STATUS: Signed through 2013-14 season.

CAREER HIGHLIGHTS

- Finished 6th in scoring on Oilers (3rd among defencemen) & was 4th in assists *(2008-09)*
- 1st on Oilers in +/- (+12) *(2008-09)*
- Registered 5th multiple point game (2A) Apr. 10 vs. CGY *(2008-09)*
- Had a career-high four game scoring streak Mar. 5-12 (4A) *(2008-09)*
- Scored points in 8 of 13 games (1G, 7A) Jan. 13-Feb. 11 *(2008-09)*
- Had career high three-game scoring streak (1G, 2A) Jan. 20-30 *(2008-09)*
- Scored four points (1G, 3A) Dec. 31 @ CGY to establish single-game career-highs for both assists and points. *(2008-09)*
- Played 100th career Oilers game vs. Phoenix (Dec. 22) *(2008-09)*



GREBESHKOV CAREER STATISTICS

SEASON	TEAM	LEAGUE	REGULAR SEASON					PLAYOFFS				
			GP	G	A	PTS	PIM	GP	G	A	PTS	PIM
2001-02	Yaroslavl	KHL	26	1	2	3	10	-	-	-	-	-
2002-03	Yaroslavl	KHL	48	0	7	7	26	10	0	1	1	2
2003-04	Manchester	AHL	43	2	7	9	34	6	0	1	1	6
	LOS ANGELES	NHL	4	0	1	1	0	-	-	-	-	-
2004-05	Manchester	AHL	75	5	44	49	87	6	0	4	4	2
2005-06	LOS ANGELES	NHL	8	0	2	2	12	-	-	-	-	-
	Manchester	AHL	48	2	25	27	59	-	-	-	-	-
	NY ISLANDERS	NHL	21	0	3	3	8	-	-	-	-	-
	Bridgeport	AHL	-	-	-	-	-	7	1	1	2	8
2006-07	Yaroslavl	KHL	48	8	8	6	79	7	0	2	2	6
2007-08	EDMONTON	NHL	71	3	15	18	22	-	-	-	-	-
2008-09	EDMONTON	NHL	72	7	32	39	38	-	-	-	-	-
2009-10	EDMONTON	NHL	47	6	13	19	26	-	-	-	-	-
	NASHVILLE	NHL	4	1	1	2	6	2	0	2	2	0
2010-11	St. Petersburg	KHL	54	8	9	17	44	11	0	5	5	12
2011-12	St. Petersburg	KHL	46	0	8	8	51	-	-	-	-	-
2012-13	St. Petersburg	KHL	14	0	1	1	8	-	-	-	-	-
	Khanty-Mansiysk	KHL	30	0	7	7	14	-	-	-	-	-
	NHL TOTALS		227	17	67	84	112	2	0	2	2	0

GREBESHKOV VS NHL

OPPONENT	GP	G	A	PTS	PIM
Anaheim	13	1	3	4	4
Boston	4	0	0	0	2
Buffalo	3	0	1	1	2
Calgary	18	2	10	12	16
Carolina	3	0	0	0	0
Chicago	10	1	3	4	8
Colorado	18	0	8	8	10
Columbus	8	1	3	4	2
Dallas	11	1	3	4	4
Detroit	10	1	3	4	4
Edmonton	1	1	1	2	2
Florida	2	0	1	1	0
Los Angeles	10	1	3	4	4
Minnesota	16	0	7	7	12
Montréal	6	0	2	2	2
Nashville	11	2	1	3	2
New Jersey	2	0	0	0	0
NY Islanders	3	0	0	0	2
NY Rangers	6	0	1	1	2
Ottawa	3	0	2	2	0
Philadelphia	3	0	0	0	0
Phoenix	10	2	3	5	8
Pittsburgh	6	0	0	0	2
San Jose	8	2	0	2	2
St. Louis	10	0	2	2	4
Tampa Bay	2	0	0	0	2
Toronto	6	0	4	4	2
Vancouver	17	2	4	6	12
Washington	4	0	1	1	0
Winnipeg	3	0	1	1	2
TOTALS	227	17	67	84	112

GREBESHKOV NHL HIGHLIGHTS

FIRSTS

First GP	01/20/13	EDM 3 @ VAN 2 (SO)
First Assist	01/24/13	EDM 2 vs. LAK 1 (2A)
First Goal	01/22/13	EDM 3 vs. SJS 6

MOSTS

Goals	1(7X)	MOST RECENTLY 03/02/09 NSH 3 @ EDM 4
Assists	3(1X)	12/31/08 EDM 4 @ CGY 6
Points	4(1X)	12/31/08 EDM 4 @ CGY 6
SOG	4(1X)	11/15/08 EDM 2 vs. COL 3
PIM	4(2X)	03/20/09 EDM 5 @ CHI 4
Hat Tricks	—	—
Multi-Pt Games	10	03/02/10 NSH 4 @ EDM 3

LONGEST PERSONAL STREAKS

Goals	1(2X)	02/06/13 – 02/09/13
Assists	1(4X)	02/23/13 – 01/03/13
Points	1(4X) / 2(1X)	02/23/13 – 01/03/13 (1G, 4A)



TAYLOR HALL | 4

POSITION: LEFT WING **SHOOTS:** LEFT

HEIGHT: 6-1 **WEIGHT:** 201 **DOB:** NOV. 14, 1991

BIRTHPLACE: CALGARY, ALBERTA



@hallsy04

ACQUIRED: Edmonton's 1st choice, 1st overall, in the 2010 NHL Entry Draft.

CONTRACT STATUS: Signed through 2019-20 season.

2012-13 HIGHLIGHTS

- Led the Oilers in scoring (50), assists (43), 2nd in goals (16), and 3rd in power play goals in 45 games
- Posted 13 multipoint games, including four three-point games
- Recorded a season high five-point game (1G, 4A) Apr. 3 @ CGY
- Ranked 9th in the NHL in scoring and 3rd in the Western Conference
- Led the Oilers in game winning goals (4) and shots (154)
- Set Oilers record for fastest three goals to start a game (7:53), breaking Wayne Gretzky's previous record of 12:38

CAREER HIGHLIGHTS

- Recorded a career-high 53 points (27G, 26A), and 36 penalty minutes (2011-12)
- Finished 2nd in team scoring (53) and 2nd in team goals (27) (2011-12)
- 1st on team in power play goals (13) and 1st on team in game winning goals (7) (2011-12)
- Registered his 2nd career hat trick on Nov. 19 vs. CHI (2011-12)
- Posted a career high four points (1G, 3A) and +4 on Feb. 2 vs. CHI (2011-12)
- Recorded his 50th point on Mar. 8 vs. MTL (2011-12)
- Scored his 25th goal on Mar. 8 @ COL (2011-12)
- Ranked 2nd in team scoring (42), 1st in goals (22), 1st in power play goals (8), 2nd in game winning goals (4) (2010-11)
- Finished the season 8th in rookie scoring (2010-11)
- Ranked 4th in rookie goals and 1st amongst rookie forwards for time on ice (18:12) (2010-11)
- Played in his 1st NHL game on Oct. 7 vs. CGY (2010-11)
- Collected his 1st NHL point (assist on Shawn Horcoff GWG) on Oct. 10 vs. FLA (2010-11)
- Scored his 1st NHL goal (and added an assist) on Oct. 28 @ CBJ (2010-11)
- Posted his 1st two-goal game and was +3 on Dec. 2 @ TOR (2010-11)
- Recorded his 1st career hat trick (natural hat trick) on Feb. 19 vs. ATL (2010-11)
- Selected by the Oilers with Edmonton's first-ever number one overall draft pick (2009-10)

JUNIOR HIGHLIGHTS

- Won Ed Chynoweth award as leading scorer in Memorial Cup with nine points (5G, 4A) (2009-10)
- Appeared in 57 games with the Windsor Spitfires helping them capture their second consecutive Memorial Cup (2009-10)
- Tallied 106 points (40G, 66A) which was tied for 1st in OHL scoring and was tied for 2nd in the CHL in points (2009-10)
- Awarded the Stafford Smythe Memorial Trophy as Memorial Cup's most valuable player for the second year in a row after winning it in 2008-09; he was the first player in history to win the award twice in a row (2008-10)
- Awarded the Wayne Gretzky 99 Award as Playoff MVP (2008-09)
- Awarded Stafford Smythe Memorial Trophy as Memorial Cup's most valuable player (2008-09)
- Made his OHL debut in 2007-08, scoring a team-high 45 goals and adding 39 assists for 84 points (2007-08)
- Named OHL and CHL Rookie of the Year (2007-08)

INTERNATIONAL HIGHLIGHTS

- Represented Canada at the 2008 IIHF U18 World Hockey Championship in Kazan, Russia. Finished 5th in tournament scoring with nine points in seven games helping Canada to Gold
- Won Gold with Canada at the 2008 Ivan Hlinka Memorial Tournament in Slovakia
- Played in the 2010 World Junior Hockey Championship in Saskatchewan and finished 3rd in overall scoring with 12 points (6G, 6A) in 12 games, as he helped Canada to a silver medal



HALL CAREER STATISTICS

SEASON	TEAM	LEAGUE	REGULAR SEASON					PLAYOFFS				
			GP	G	A	PTS	PIM	GP	G	A	PTS	PIM
2007-08	Windsor	OHL	63	45	39	84	22	5	2	3	5	2
2008-09	Windsor	OHL	63	38	52	90	60	20	16	20	36	12
2009-10	Windsor	OHL	57	40	66	106	56	19	17	18	35	32
2010-11	EDMONTON	NHL	65	22	20	42	27	-	-	-	-	-
2011-12	EDMONTON	NHL	61	27	26	53	36	-	-	-	-	-
2012-13	EDMONTON	NHL	45	16	34	50	33	-	-	-	-	-
	Canada	WHC	8	2	1	3	0	-	-	-	-	-
	NHL TOTALS		171	65	80	145	96	-	-	-	-	-

HALL VS NHL

OPPONENT	GP	G	A	PTS	PIM
Anaheim	9	2	0	2	2
Boston	2	0	1	1	2
Buffalo	2	1	0	1	0
Calgary	11	3	8	11	4
Carolina	1	0	0	0	0
Chicago	10	7	8	15	0
Colorado	13	6	9	15	0
Columbus	8	3	8	11	15
Dallas	10	2	3	5	4
Detroit	10	2	2	4	6
Edmonton	0	0	0	0	0
Florida	1	0	1	1	0
Los Angeles	8	2	3	5	2
Minnesota	12	3	6	9	19
Montréal	4	1	1	2	2
Nashville	8	3	4	7	2
New Jersey	2	0	2	2	0
NY Islanders	2	0	0	0	0
NY Rangers	2	0	1	1	2
Ottawa	4	2	0	2	6
Philadelphia	1	1	0	1	2
Phoenix	8	3	4	7	2
Pittsburgh	1	0	1	1	0
San Jose	11	5	3	8	10
St. Louis	9	5	4	9	4
Tampa Bay	1	1	0	1	0
Toronto	4	3	2	5	0
Vancouver	14	5	8	13	8
Washington	1	1	0	1	0
Winnipeg	2	4	1	5	4
TOTALS	171	65	80	145	96

HALL NHL HIGHLIGHTS

FIRSTS

First GP	10/07/2010	EDM 4 vs. CGY 0
First Asst	10/10/2010	EDM 3 vs. FLA 2
First Goal	10/28/2010	EDM 2 @ CBJ 3
First Goal versus		Mason, Steve @ 9:57 of period 3

MOSTS

Goals	3 (2X)
Assists	4 (1X)
Points	5 (1X)
SOG	9 (2X)
PIM	9 (1X)
Hat Tricks	3
Multi-Pt Games	36

MOST RECENTLY

11/19/2011
EDM 9 vs. CHI 2
04/03/13
EDM 8 @ CGY 2
04/03/13
EDM 8 @ CGY 2
02/21/2012
EDM 6 @ CGY 1
03/03/2011
EDM 4 vs. CBJ 2
03/30/13
EDM 4 vs. VAN 0 (3G)
04/27/13
EDM 7 vs. VAN 2 (2A)

LONGEST PERSONAL STREAKS

Goals	4 (2X)	03/08/2012- 03/14/2012 (4G)
Assists	3 (1X)	02/25/2012- 02/29/2012 (3A)
Pts	5 (2X)	02/21/2012- 02/29/2012 (3G-4A)



ALES HEMSKY | 83

POSITION: RIGHT WING **SHOOTS:** RIGHT

HEIGHT: 6-0 **WEIGHT:** 185 **DOB:** AUG. 13, 1983

BIRTHPLACE: PARDUBICE, CZECH REPUBLIC

ACQUIRED: Edmonton's 1st choice, 13th overall, in 2001 NHL Entry Draft.

CONTRACT STATUS: Signed through 2013-14 season.

2012-13 HIGHLIGHTS

- Recorded his first multi-point game of the season (1G, 1A) Feb. 6 vs. DAL
- Posted a two goal game Feb. 16 vs. COL
- Registered a three point game (1G, 2A) Feb. 28 @ DAL
- Tallied his second multi-point game of the season (2A) Mar. 12 @ COL

CAREER HIGHLIGHTS

- Registered his 1st career hat trick (and an assist) on Mar. 20 @ NSH (2011-12)
- Opened the season recording eight points in nine games including a multi-point game on Oct. 29 @ CHI (2010-11)
- Had career best game with 5 points (1G, 4A) on Oct. 22 vs. CBJ (2009-10)
- Scored his 100th career NHL goal on Nov. 23 vs. PHX (2009-10)
- Ranked among NHL leaders in power play assists (8th with 27) and power play points (24th with 31) (2008-09)
- Marked the 4th consecutive season that he led the Oilers in scoring (2005-06 to 2008-09)
- Had career high eight-game scoring streak tallying 11 points (4G, 7A) Nov. 18-Dec. 6; the streak is the longest by an Oiler (2008-09)
- Scored 300th career Oilers/NHL point Dec. 26 at VAN to become 15th player in Oilers history to score 300 or more points (2008-09)
- Played his 400th Oilers/NHL game Feb. 26 vs. CBJ (2008-09)
- Won two Oilers awards, winning the Zane Feldman Trophy as the team's MVP and was also named the Most Popular Player (2007-08)
- Moved into 16th place on Oilers career-scoring race with 265 points (2007-08)
- Was the 22nd Oiler to score 200 or more career points (2007-08)
- Ranked 3rd on the Oilers in goals, reaching the 20-goal plateau for first time in career (2007-08)
- Registered 200th career Oilers/NHL point with two goals Oct. 25 vs. MIN and netted the shootout deciding goal (2007-08)
- Tied for the Oilers scoring lead with 53 points (13G, 40A) and was 1st in assists, 1st in power play assists (20), 1st in power play points (25) (2006-07)
- Scored his 100th career Oilers/NHL point Dec. 28 vs. MIN (2005-06)
- Played 200th career Oilers/NHL game Mar. 23 @ VAN (2005-06)
- Named Top First Year Oiler in Oilers/NHL debut season (2002-03)
- His 30 points ranked 11th on the Oilers single-season scoring list for rookies while his 24 assists ranked 4th all-time (2002-03)
- Named to 2003 Western Conference roster for NHL Young Stars Game Feb. 1 at FLA, but did not play due to injury (2002-03)
- Recorded a seven-game scoring streak with eight points (1G, 7A) Mar. 1-13; the streak was the longest rookie scoring streak in the NHL and the longest by an Oiler (2002-03)

JUNIOR HIGHLIGHTS

- Named to QMJHL 2nd All-Star Team (2001-02)
- Awarded the Mike Bossy Trophy as the QMJHL's top pro prospect (2000-01)
- Finished among QMJHL's top 20 scorers in each of his seasons

INTERNATIONAL HIGHLIGHTS

- Represented Czech Republic at the 2009 and 2012 World Hockey Championships
- Member of Czech Republic national team at 2006 Winter Olympics, scoring three points (1G, 2A) with two penalty minutes in eight games to help win bronze medal
- Member of Czech Republic's gold medal winning team at 2005 IIHF World Hockey Championship, scoring two goals in seven games
- Played for the Czech Republic at 2002 IIHF World Junior Hockey Championship



HEMSKY CAREER STATISTICS

SEASON	TEAM	LEAGUE	REGULAR SEASON					PLAYOFFS				
			GP	G	A	PTS	PIM	GP	G	A	PTS	PIM
1999-00	HC Pardubice-Jr	Czech Rep	52	24	50	74	90	-	-	-	-	-
	HC Pardubice	Czech Rep	4	0	1	1	0	-	-	-	-	-
2000-01	Hull	QMJHL	68	36	64	100	67	5	2	3	5	2
2001-02	Hull	QMJHL	53	27	70	97	86	10	6	10	16	6
	Czech Republic	WJHC	7	3	6	9	6	-	-	-	-	-
2002-03	EDMONTON	NHL	59	6	24	30	14	6	0	0	0	0
2004-04	EDMONTON	NHL	71	12	22	34	14	-	-	-	-	-
2004-05	Pardubice	Czech Rep	47	13	18	31	28	16	4	10	14	26
	Czech Republic	WHC	7	2	0	2	2	-	-	-	-	-
2005-06	EDMONTON	NHL	81	19	58	77	64	24	6	11	17	14
	Czech Republic	Olympics	8	1	2	3	2	-	-	-	-	-
2006-07	EDMONTON	NHL	64	13	40	53	40	-	-	-	-	-
2007-08	EDMONTON	NHL	74	20	51	71	34	-	-	-	-	-
2008-09	EDMONTON	NHL	72	23	43	66	32	-	-	-	-	-
	Czech Republic	WHC	7	2	4	6	4	-	-	-	-	-
2009-10	EDMONTON	NHL	22	7	15	22	8	-	-	-	-	-
2010-11	EDMONTON	NHL	47	14	28	42	18	-	-	-	-	-
2011-12	EDMONTON	NHL	69	10	26	36	43	-	-	-	-	-
2012-13	Czech Republic	WHC	10	5	3	8	8	-	-	-	-	-
	EDMONTON	NHL	38	9	11	20	16	-	-	-	-	-
NHL TOTALS			597	133	318	451	283	30	6	11	17	14

HEMSKY VS NHL

OPPONENT	GP	G	A	PTS	PIM
Anaheim	26	7	12	19	12
Boston	8	1	4	5	4
Buffalo	7	2	6	8	6
Calgary	54	10	26	36	28
Carolina	6	1	1	2	4
Chicago	32	5	13	18	16
Colorado	49	9	27	36	20
Columbus	32	14	24	38	12
Dallas	30	7	14	21	10
Detroit	33	5	15	20	10
Edmonton	0	0	0	0	0
Florida	7	1	3	4	8
Los Angeles	30	9	16	25	12
Minnesota	45	7	9	16	16
Montréal	13	5	7	12	2
Nashville	28	10	14	24	20
New Jersey	7	2	4	6	4
NY Islanders	7	1	3	4	0
NY Rangers	6	1	5	6	6
Ottawa	9	0	8	8	2
Philadelphia	6	2	3	5	2
Phoenix	32	11	23	34	8
Pittsburgh	5	1	5	6	0
San Jose	30	6	12	18	37
St. Louis	28	2	19	21	26
Tampa Bay	5	1	0	1	0
Toronto	8	2	8	10	0
Vancouver	42	9	23	32	16
Washington	4	0	5	5	0
Winnipeg	8	2	9	11	2
597	133	318	451	283	

HEMSKY NHL HIGHLIGHTS

FIRSTS


First GP	10/10/2002	EDM 2 vs. PHI 2
First Asst	10/12/2002	EDM 3 @ NSH 2
First Goal	01/04/2003	EDM 5 vs. MTL 4
First Goal versus		Theodore, Jose @ 4:29 of period 1

MOSTS

Goals	3 (1X)	MOST RECENTLY 03/20/2012 EDM 6 @ NSH 3
Assists	4 (2X)	01/13/2011 EDM 5 @ SJ 2
Points	5 (1X)	10/22/2009 EDM 6 vs. CBJ 4 (1G-4A)
SOG	8 (1X)	02/06/2007 EDM 2 vs. VAN 5
PIM	15 (1X)	01/23/2012 EDM 2 vs. SJ 1
Hat Tricks	1	03/20/2012 EDM 6 @ NSH 3 (3G)
Multi-Pt Games	107	03/20/2012 EDM 6 @ NSH 3 (3G-1A)

LONGEST PERSONAL STREAKS

Goals	4 (1X)	11/02/2008- 11/09/2008 (5G)
Assists	6 (2X)	01/05/2008- 01/17/2008 (9A)
Pts	8 (1X)	11/18/2008- 12/06/2008 (4G-7A)



JESSE JOENSUU | 6

POSITION: LEFT WING SHOOT: LEFT

HEIGHT: 6-4 WEIGHT: 210 DOB: OCT. 5, 1987

BIRTHPLACE: PORI, FINLAND



@JESSEJOENSUU

ACQUIRED: Signed as a free agent on July 5, 2013.

CONTRACT STATUS: Signed through 2014-15 season.

CAREER HIGHLIGHTS

- Was held to just seven games with the Islanders in 2012-13, due to injury **(2012-13)**
- Split time between Bridgeport in the AHL and the New York Islanders over three seasons **(2008-11)**
- Ranked 2nd in team scoring with 48 points (14G, 34A) in 70 games **(2009-10)**
- Led Pori in scoring in with 35 points (17G, 18A) in 56 games **(2007-08)**
- Played five seasons with Assat Pori (2004-08), posting 100 points (42G, 58A). **(2004-08/2012-13)**



JOENSUU CAREER STATISTICS

REGULAR SEASON								PLAYOFFS				
SEASON	TEAM	LEAGUE	GP	G	A	PTS	PIM	GP	G	A	PTS	PIM
2004-05	Pori	SM-liiga	39	1	1	2	4	—	—	—	—	—
2005-06	Pori	SM-liiga	51	4	8	12	57	14	0	2	2	12
2006-07	Pori	SM-liiga	52	9	17	26	74	—	—	—	—	—
2007-08	Pori	SM-liiga	56	17	18	35	89	—	—	—	—	—
2008-09	Bridgeport	AHL	1	0	0	0	0	—	—	—	—	—
	Bridgeport	AHL	71	20	19	39	58	5	2	1	3	4
	NY ISLANDERS	NHL	7	1	2	3	4	—	—	—	—	—
2009-10	Bridgeport	AHL	70	14	34	48	66	5	0	2	2	6
	NY ISLANDERS	NHL	11	1	0	1	4	—	—	—	—	—
2010-11	Bridgeport	AHL	35	8	16	24	31	—	—	—	—	—
	NY ISLANDERS	NHL	42	6	3	9	33	—	—	—	—	—
2011-12	Jonkoping	SEL	50	13	16	29	58	—	—	—	—	—
2012-13	Pori	SM-liiga	24	11	14	25	83	—	—	—	—	—
	NY ISLANDERS	NHL	7	0	2	2	6	1	0	0	0	0
NHL TOTALS			67	8	7	15	47	1	0	0	0	0

JOENSUU VS NHL

OPPONENT	GP	G	A	PTS	PIM
Anaheim	1	0	0	0	2
Boston	5	0	0	0	0
Buffalo	2	0	0	0	0
Calgary	1	0	0	0	0
Carolina	4	1	0	1	0
Chicago	1	0	0	0	0
Colorado	2	1	0	1	0
Columbus	1	0	0	0	0
Dallas	0	0	0	0	0
Detroit	1	1	0	1	0
Edmonton	1	0	0	0	0
Florida	5	1	1	2	8
Los Angeles	1	0	0	0	0
Minnesota	0	0	0	0	0
Montréal	2	0	0	0	2
Nashville	2	0	0	0	0
New Jersey	5	1	0	1	2
NY Islanders	0	0	0	0	0
NY Rangers	7	1	0	1	21
Ottawa	3	0	1	1	0
Philadelphia	4	0	0	0	2
Phoenix	2	1	1	2	4
Pittsburgh	4	1	1	2	0
San Jose	0	0	0	0	0
St. Louis	0	0	0	0	0
Tampa Bay	6	0	2	2	4
Toronto	2	0	0	0	0
Vancouver	1	0	0	0	0
Washington	0	0	0	0	0
Winnipeg	4	0	1	1	2
	67	8	7	15	47

JOENSUU NHL HIGHLIGHTS

FIRSTS

First GP	03/02/2009	NYI 4 vs. COL 2
First Goal	03/02/2009	NYI 4 vs. COL 2
First Asst	04/04/2009	NYI 3 vs. TB 1
First Goal versus	(Andrew Raycroft) @ 2:31 of period 2	

MOSTS

Goals	1 (8X)	MOST RECENTLY 04/02/2011 NYI 2 vs. CAR 4
Assists	2 (1X)	04/04/2009 NYI 3 vs. TB 1
Points	2 (2X)	12/18/2010 NYI 3 vs. PHO 4 (1G-1A)
SOG	8 (1X)	04/06/2013 NYI 4 vs. TB 2
PIM	19 (1X)	12/03/2010 NYI 0 @ NYR 2
Hat Tricks	0	
Multi-Pt Games	2	12/18/2010 NYI 3 vs. PHO 4 (1G-1A)

LONGEST PERSONAL STREAKS

Goals	2 (1X)	03/31/2011 04/02/2011 (2G)
Assists	2 (1X)	04/16/2013 04/20/2013 (2A)
Pts	2 (2X)	04/16/2013 04/20/2013 (0G-2A)



RYAN JONES | 28

POSITION: LEFT WING **SHOOTS:** LEFT

HEIGHT: 6-1 **WEIGHT:** 208 **DOB:** JUNE 14, 1984

BIRTHPLACE: CHATHAM, ONTARIO



@Jonesy28

ACQUIRED: Claimed off waivers from Nashville on March 3, 2010

CONTRACT STATUS: Signed through 2013-14 season.

2012-13 HIGHLIGHTS

- Missed first half of the season due to an eye injury
- Recorded his 1st point of the season (1A) Mar. 5 @ CBJ
- Scored 1st goal of the season Mar. 20 vs. SJ
- Post 1st multi-point game (1G, 1A) of the season Apr. 1 vs. CGY

CAREER HIGHLIGHTS

- Registered a career-high 33 points (17G, 16A) in 79 games played and 42 penalty minutes (**2011-12**)
- Recorded four multi-point games (**2011-12**)
- Collected his 1st career hat trick on Dec. 2 vs. CBJ (**2011-12**)
- Posted six points (3G, 3A) in a seven-game span from Jan. 11-26 (**2009-10**)
- Led Nashville rookies in goals and assists (7-10-17) (**2008-09**)
- Recorded his 1st career goal, assist and multi-point outing in his 2nd career game on Oct. 15 @ DAL (**2008-09**)
- Scored his first career game-winning goal on March 16 @ LA (**2008-09**)

COLLEGE HIGHLIGHTS

- Accumulated 147 points (90G, 57A) in 161 collegiate games at Miami University, ranking 2nd on the school's all-time goal-scoring list and tied for 2nd on the NCAA Division I all-time game-winning goals list (21) at the end of his collegiate career
- Never missed a game in his four-year collegiate career
- A West All-America First-Team selection and one of three finalists for the Hobey Baker Award as a senior after posting 49 points (31G, 18A) in 42 games (**2007-08**)
- Named 2008 co-Most Valuable Player of Miami University after captaining the Redhawks to a school-record 33 wins
- Won Miami's Outstanding Offensive Player Award, the Berry Family Outstanding Senior Award and shared the team's Scholar-Athlete Award in 2008 (**2007-08**)
- Earned 2008 First-Team All-CCHA honors after ranking 3rd both nationally and in the conference in goals
- Tied for 1st in the nation in game-winning goals (7) (**2007-08**)
- All-CCHA Second Team selection as a junior captain after ranking second on the Redhawks and 10th nationally with 48 points (29G, 19A) and led the club with a plus/minus rating (+18) (**2006-07**)
- Named one of Miami's co-Outstanding Offensive Players of the Year (**2006-07**)
- All-CCHA Second-Team honors as a sophomore and finished 2nd in club scoring with 35 points (22G, 15A) (**2005-06**)
- Led Miami with three game-winning goals during his freshman season (**2004-05**)



JONES CAREER STATISTICS

SEASON	TEAM	LEAGUE	REGULAR SEASON					PLAYOFFS				
			GP	G	A	PTS	PIM	GP	G	A	PTS	PIM
2004-05	Miami University	NCAA	38	8	7	15	79	-	-	-	-	-
2005-06	Miami University	NCAA	39	22	13	35	72	-	-	-	-	-
2006-07	Miami University	NCAA	42	29	19	48	88	-	-	-	-	-
2007-08	Miami University	NCAA	42	31	18	49	83	-	-	-	-	-
2008-09	Houston Aeros	AHL	4	0	0	0	2	4	1	1	2	2
	NASHVILLE	NHL	46	7	10	17	22	-	-	-	-	-
2009-10	Milwaukee	AHL	25	13	9	22	30	11	4	3	7	10
	NASHVILLE	NHL	41	7	4	11	18	-	-	-	-	-
2010-11	Milwaukee	AHL	15	4	1	5	15	-	-	-	-	-
	EDMONTON	NHL	8	1	0	1	8	-	-	-	-	-
2011-12	EDMONTON	NHL	81	18	7	25	34	-	-	-	-	-
2012-13	EDMONTON	NHL	79	17	16	33	42	-	-	-	-	-
2012-13	EDMONTON	NHL	27	2	5	7	17	-	-	-	-	-
NHL TOTALS			282	52	42	94	141	-	-	-	-	-

JONES VS NHL

OPPONENT	GP	G	A	PTS	PIM
Anaheim	17	3	1	4	6
Boston	3	0	0	0	0
Buffalo	3	1	0	1	0
Calgary	19	3	4	7	18
Carolina	3	0	0	0	0
Chicago	18	2	0	2	8
Colorado	20	4	5	9	9
Columbus	17	6	7	13	8
Dallas	14	3	2	5	6
Detroit	15	3	4	7	13
Edmonton	6	2	4	6	0
Florida	3	2	0	2	0
Los Angeles	12	2	2	4	10
Minnesota	19	1	1	2	8
Montréal	5	2	0	2	2
Nashville	11	3	1	4	9
New Jersey	3	0	1	1	0
NY Islanders	3	0	0	0	0
NY Rangers	3	1	0	1	2
Ottawa	6	1	0	1	2
Philadelphia	2	0	0	0	0
Phoenix	14	1	1	2	8
Pittsburgh	4	1	1	2	6
San Jose	13	2	0	2	6
St. Louis	14	1	3	4	4
Tampa Bay	3	1	0	1	0
Toronto	6	2	1	3	4
Vancouver	20	4	4	8	8
Washington	3	0	0	0	2
Winnipeg	3	1	0	1	2
282		52	42	94	141

JONES NHL HIGHLIGHTS

FIRSTS

First GP	10/10/2008	NSH 2 @ STL 5
First Goal	10/15/2008	NSH 4 @ DAL 6
First Goal versus	Turco, Marty @ 13:50 of period 2	
First Asst	10/15/2008	NSH 4 @ DAL 6

MOSTS

Goals	3 (1X)	MOST RECENTLY 12/02/2011 EDM 6 vs. CBJ 3
Assists	2 (2X)	03/25/2012 EDM 6 @ CBJ 3
Points	3 (3X)	03/25/2012 EDM 6 @ CBJ 3 (1G-2A)
SOG	6 (3X)	03/18/2012 EDM 2 vs. PHO 3
PIM	7 (1X)	10/07/2010 EDM 4 vs. CGY 0
Hat Tricks	1	12/02/2011 EDM 6 vs. CBJ 3 (3G)
Multi-Pt Games	9	04/01/13 EDM 4 vs. CGY 1 (1G, 1A)

LONGEST PERSONAL STREAKS

Goals	4 (1X)	12/12/2009- 12/17/2009 (4G)
Assists	3 (1X)	10/28/2011- 11/03/2011 (3A)
Pts	4 (1X)	12/12/2009- 12/17/2009 (4G-1A)



JASON LABARBERA | 1

POSITION: GOALTENDER **CATCHES:** LEFT

HEIGHT: 6-3 **WEIGHT:** 232 **DOB:** JAN. 18, 1980

BIRTHPLACE: BURNABY, BRITISH COLUMBIA

ACQUIRED: Signed as an unrestricted free agent, July 5th, 2013.

CONTRACT STATUS: Signed through 2013-14 season.

2012-13 HIGHLIGHTS

- Collected a season-high 39 saves Apr. 2 vs. LA
- Stopped 34 shots Mar. 28 @ NSH
- Recorded 34 saves Mar. 27 @ MIN
- Came in relief in two games Feb. 7 and Feb. 28 posting 15 save combined and did not allow a goal
- Posted a career high 43 saves Apr. 27 @ ANA

CAREER HIGHLIGHTS

- Recorded 50th career win Jan. 6 @ COL and notched second shutout of the season with 34 saves **(2010-11)**
- Had a career-long shutout streak of 120:48 from Feb. 5 to Mar. 14, which included parts of three games
- Turned aside 28 of 30 shots in a 3-2 shootout win Dec. 29 vs. VAN, as Coyotes set franchise record with their 10th consecutive home win **(2010-11)**
- Notched his 1st shutout of the season and 3rd of his career by making 15 saves Oct. 24 @ STL **(2008-09)**
- Appeared in career-high 45 games, and finished with a career-high 17 wins and .910 save percentage. His .910 save percentage tied for the third highest in Kings single-season history **(2007-08)**
- Earned second career shutout Oct. 23 vs. NSH **(2007-08)**
- Recorded his 1st career shutout in the NHL and as King Apr. 17 @ SJ, stopping all 31 shots in a 4-0 win **(2005-06)**
- Earned first career NHL win with 19 saves Mar. 5 vs. WSH **(2003-04)**
- Made his NHL debut with the Rangers Oct. 14, 2000 at PIT, stopping two shots in 9:43 of relief (no decision – relieved Kirk McLean) **(2000-01)**
- Named winner of the Aldege “Baz” Bastien Memorial Award (most outstanding goaltender in the American Hockey League) and named a First Team AHL All-Star **(2006-07)**
- He led all AHL goaltenders in appearances (62), wins (39), save percentage (.933), minutes played (3619) and saves (1862) **(2006-07)**
- Ranked tied for second in the league with seven shutouts while leading Manchester to Atlantic Division championship **(2006-07)**
- Voted to be a starter for the Canadian team at the 2007 Rbk Hockey AHL All-Star Classic **(2006-07)**
- Shared the AHL’s Harry “Hap” Holmes Award (given to the team with the lowest GAA) with Hartford Wolf Pack teammate Stephen Valiquette **(2004-05)**
- Ranked second among all AHL goaltenders with a 1.84 goals against average **(2004-05)**
- Started for the Canadian AHL All-Stars at the 2005 AHL All-Star Classic and stopped all 11 shots he faced in one period of work **(2004-05)**
- Named the AHL’s Most Valuable Player (Les Cunningham Award) Earned first career NHL win with 19 saves Mar. 5 vs. WSH **(2003-04)**
- Also received the Aldege “Baz” Bastien Award (AHL’s Top Goaltender) and was a First-Team AHL All-Star earned 1st career NHL win with 19 saves Mar. 5 vs. WSH **(2003-04)**
- Finished the regular season as the AHL’s leader with 34 wins **(2003-04)**
- Set a new league record with 13 shutouts in one season **(2003-04)**
- Set new club single-season records with his 34 wins, 1.59 GAA, 13 shutouts, nine ties and 3,393 minutes played **(2003-04)**

INTERNATIONAL HIGHLIGHTS

- Named a WHL All-Star **(1999-00)**
- Appeared in the CHL Top Prospects Game **(1997-98)**
- Was a member of Portland’s Memorial Cup Championship team **(1997-98)**



LABARBERA CAREER STATISTICS

SEASON	TEAM	LEAGUE	REGULAR SEASON							PLAYOFFS					
			GP	W	L	T	MINS	GA	SO	GAA	GP	MINS	GA	SO	GAA
1996-97	Tri City	WHL	2	1	0	0	63	4	0	3.81	-	-	-	-	-
	Portland	WHL	9	5	1	1	443	18	0	2.44	-	-	-	-	-
1997-98	Portland	WHL	23	18	4	0	1305	72	1	3.31	-	-	-	-	-
1998-99	Portland	WHL	51	18	23	9	2991	170	4	3.41	4	252	19	0	4.52
1999-00	Portland	WHL	34	8	24	2	2005	123	1	3.68	-	-	-	-	-
	Spokane	WHL	21	12	6	2	1146	50	0	2.62	9	435	18	1	2.48
2000-01	Charlotte	ECHL	35	18	10	7	2100	112	1	3.20	2	143	5	0	2.09
	Hartford	AHL	4	1	1	0	156	12	0	4.61	-	-	-	-	-
	N.Y. RANGERS	NHL	1	0	0	0	10	0	0	0.00	-	-	-	-	-
2001-02	Hartford	AHL	20	7	11	1	1058	55	0	3.12	-	-	-	-	-
	Charlotte	ECHL	13	9	3	1	744	29	0	2.34	4	212	12	0	3.39
2002-03	Hartford	AHL	46	18	17	6	2452	105	2	2.57	2	117	6	0	3.07
2003-04	Hartford	AHL	59	34	9	9	3393	90	13	1.59	16	1043	30	3	1.73
	N.Y. RANGERS	NHL	4	1	2	0	198	16	0	4.85	-	-	-	-	-
2004-05	Hartford	AHL	53	31	16	2	2937	90	6	1.84	4	238	9	0	2.27
2005-06	LOS ANGELES	NHL	29	11	9	2	1433	69	1	2.89	-	-	-	-	-
	Manchester	AHL	3	1	1	0	185	10	0	3.25	-	-	-	-	-
2006-07	Manchester	AHL	62	39	20	0	3619	133	7	2.21	13	824	38	0	2.77
2007-08	LOS ANGELES	NHL	45	17	23	2	2421	121	1	3.00	-	-	-	-	-
2008-09	LOS ANGELES	NHL	19	5	8	4	995	47	2	2.83	-	-	-	-	-
	VANCOUVER	NHL	9	3	2	2	451	20	0	2.66	-	-	-	-	-
2009-10	PHOENIX	NHL	17	8	5	1	928	33	0	2.13	-	-	-	-	-
2010-11	PHOENIX	NHL	17	7	6	3	1015	43	0	2.54	-	-	-	-	-
2011-12	PHOENIX	NHL	17	3	9	3	1115	48	0	2.54	-	-	-	-	-
2012-13	PHOENIX	NHL	15	4	6	2	726	32	0	2.64	-	-	-	-	-
	NHL TOTALS		175	59	70	0	9059	429	6	2.84	-	-	-	-	-

LABARBERA VS NHL

OPPONENT	GP	W-L-T-OT	SO	GA	GAA	SV%
Anaheim	11	4-4-0-1	0	23	2.29	.925
Boston	1	0-0-0-1	0	2	1.97	.931
Buffalo	4	0-2-0-1	0	12	3.58	.883
Calgary	9	2-5-0-0	0	23	3.07	.905
Carolina	2	2-0-0-0	0	6	2.93	.905
Chicago	7	4-1-0-0	0	15	2.35	.923
Colorado	9	2-6-0-0	1	25	3.21	.896
Columbus	11	5-5-0-0	1	15	1.60	.946
Dallas	13	6-4-0-1	1	30	2.55	.911
Detroit	9	1-4-0-2	0	30	3.64	.887
Edmonton	6	5-0-0-1	0	7	1.22	.959
Florida	1	0-0-0-0	0	0	0.00	1.00
Los Angeles	6	2-3-0-0	0	15	2.98	.904
Minnesota	5	1-0-0-3	0	14	3.15	.891
Montréal	0	0-0-0-0	0	0	0.00	.000
Nashville	11	6-4-0-0	1	27	2.90	.905
New Jersey	2	0-1-0-0	0	7	10.00	.767
NY Islanders	3	2-0-0-1	0	4	1.50	.955
NY Rangers	5	2-0-0-2	0	11	2.36	.925
Ottawa	3	0-2-0-0	0	11	6.67	.792
Philadelphia	2	0-0-0-1	0	3	1.71	.943
Phoenix	9	1-5-0-1	0	23	3.44	.896
Pittsburgh	4	0-3-0-0	0	16	6.15	.824
San Jose	15	3-9-0-2	1	35	2.62	.918
St. Louis	8	3-4-0-0	1	22	3.03	.896
Tampa Bay	3	0-3-0-0	0	14	5.32	.803
Toronto	2	1-1-0-0	0	4	2.02	.949
Vancouver	8	4-2-0-0	0	15	2.27	.928
Washington	3	1-2-0-0	0	9	3.03	.889
Winnipeg	3	2-0-0-1	0	11	3.47	.906
	175	59-70-0-19	6	429	2.84	.908

LABARBERA NHL HIGHLIGHTS

FIRSTS

First GP	10/14/2000	NYR 6 @ PIT 8
First Win	03/05/2004	NYR 3 vs. WAS 2
First Shutout	04/17/2006	LA 4 @ SJ 0

MOSTS

Shots Faced 50 (1X)

Saves 48 (1X)

GA 8 (1X)

Career 6

Shutouts

MOST RECENTLY

01/10/2008

LA 5 vs. TOR 2

01/10/2008 LA 5
vs. TOR 202/23/2011
PHO 3 @ TB 8

01/06/2011

PHO 2 @ COL 0

LONGEST PERSONAL STREAKS

Longest 5 (1X)

Win Streak

Streak W/OUT 5 (2X)

Reg Loss

Longest 5 (2X)

Losing Streak

Longest 9 (1X)

Winless Streak

Longest 120:48

shutout sequence

10/06/2005

10/25/2005

12/26/2010

01/10/2011 (3 - 0 - 2)

01/24/2013

03/25/2013

12/23/2011

03/25/2012 (0 - 6 - 3)

02/05/2010

03/14/2010



PHILIP LARSEN | 36

POSITION: DEFENCE SHOOTS: RIGHT

HEIGHT: 6-0 WEIGHT: 182 DOB: DEC. 7, 1989

BIRTHPLACE: ESBJERG, DENMARK



@PLarsen36

ACQUIRED: Acquired on July 5, 2013, along with a 2016 7th round draft selection, from the Dallas Stars in exchange for Shawn Horcoff.

CONTRACT STATUS: Signed through 2013-14 season.

2012-13 HIGHLIGHTS

- Scored his 1st goal of the season Jan. 28 @ CBJ
- Posted a two game point streak from Mar. 25-Mar. 29, recording a goal and an assist
- Began season with Lukko Rauma (Finnish Elite League) posting 13 points (5G-10A) and a plus-11 rating in 27 games

CAREER HIGHLIGHTS

- Ranked 3rd among Frolunda defencemen in scoring with 17 points (2G, 15A) in 53 games **(2008-09)**
- Selected in the 5th round, 149th overall in the 2008 NHL Draft.
- Spent four seasons with Frolunda, recording 27 points (3G, 24A) in 116 games **(2006-10)**
- He is only the second Danish-born defenseman in the history of the NHL to score a goal - the first since Poul Popiel in 1971-72 for Vancouver Canucks
- Including Larsen, there have only been seven Danish-born hockey players to appear in an NHL game, six of them since 2007



LARSEN CAREER STATISTICS

SEASON	TEAM	LEAGUE	REGULAR SEASON					PLAYOFFS				
			GP	G	A	PTS	PIM	GP	G	A	PTS	PIM
2005-06	Rogle	Swe-1	13	0	0	0	0	—	—	—	—	—
2006-07	Frolunda	SEL	5	0	0	0	0	—	—	—	—	—
2007-08	Frolunda	SEL	16	0	0	0	2	—	—	—	—	—
	Boras	Swe-1	24	5	5	10	32	—	—	—	—	—
2008-09	Frolunda	SEL	53	2	15	17	18	11	2	1	3	4
2009-10	Frolunda	SEL	42	1	9	10	20	7	0	0	0	4
	DALLAS	NHL	2	0	1	1	0	—	—	—	—	—
2010-11	Texas	AHL	54	4	17	21	12	6	2	3	5	4
	DALLAS	NHL	6	0	2	2	0	—	—	—	—	—
2011-12	DALLAS	NHL	55	3	8	1	16	—	—	—	—	—
	Texas	AHL	12	1	9	10	6	—	—	—	—	—
2012-13	Lukko	SM-liiga	27	5	10	15	24	—	—	—	—	—
	DALLAS	NHL	32	2	3	5	18	—	—	—	—	—
	NHL TOTALS		95	5	14	19	34	—	—	—	—	—

LARSEN VS NHL

OPPONENT	GP	G	A	PTS	PIM
Anaheim	8	0	1	1	0
Boston	1	0	0	0	0
Buffalo	1	0	0	0	0
Calgary	5	1	0	1	0
Carolina	0	0	0	0	0
Chicago	7	0	0	0	2
Colorado	2	0	1	1	0
Columbus	4	1	0	1	4
Dallas	0	0	0	0	0
Detroit	4	0	0	0	4
Edmonton	6	0	2	2	0
Florida	0	0	0	0	0
Los Angeles	8	0	1	1	2
Minnesota	10	2	2	4	0
Montréal	1	0	0	0	2
Nashville	4	0	1	1	2
New Jersey	1	0	0	0	0
NY Islanders	2	0	0	0	0
NY Rangers	2	0	0	0	0
Ottawa	1	0	0	0	0
Philadelphia	0	0	0	0	0
Phoenix	6	0	1	1	8
Pittsburgh	1	0	0	0	2
San Jose	9	0	2	2	4
St. Louis	3	1	0	1	2
Tampa Bay	0	0	0	0	0
Toronto	1	0	1	1	0
Vancouver	7	0	2	2	2
Washington	0	0	0	0	0
Winnipeg	1	0	0	0	0
TOTALS	95	5	14	19	34

LARSEN NHL HIGHLIGHTS

FIRSTS

First GP	04/08/2010	DAL 3 vs. ANA 2
First Asst	04/10/2010	DAL 4 @ MIN 3
First Goal	01/21/2012	DAL 2 @ MIN 5
First Goal versus	(Josh Harding) @	11:03 of period 2

MOSTS

Goals	1 (5X)	MOST RECENTLY 03/25/2013 DAL 4 vs. MIN 7
Assists	1 (14X)	04/18/2013 DAL 5 vs. VAN 1
Points	1 (19X)	04/18/2013 DAL 5 vs. VAN 1 (OG-1A)
SOG	5 (1X)	02/29/2012 DAL 3 vs. PIT 4
PIM	6 (1X)	01/19/2013 DAL 4 vs. PHO 3
Hat Tricks	0	
Multi-Pt Games	0	

LONGEST PERSONAL STREAKS

Goals	1 (5X)	03/25/2013 03/25/2013 (1G)
Assists	2 (2X)	02/01/2012 02/02/2012 (2A)
Pts	2 (3X)	03/25/2013 03/29/2013 (1G-1A)



RYAN NUGENT-HOPKINS | 93

POSITION: CENTRE **SHOOTS:** LEFT

HEIGHT: 6-1 **WEIGHT:** 180 **DOB:** APRIL 12, 1993

BIRTHPLACE: BURNABY, BRITISH COLUMBIA



@RNH_93

ACQUIRED: Edmonton's 1st choice, 1st overall, in the 2011 NHL Entry Draft.

CONTRACT STATUS: Signed through 2013-14 season.

2012-13 HIGHLIGHTS

- Recorded a four game point streak (4A) Jan. 22-28
- Posted a three game point streak (6A) Mar. 26-30
- Registered a season high four point game (1G, 3A) Apr. 3 @ CGY
- Appeared in 19 games with the Oilers AHL affiliate Oklahoma City Barons, posting 20 points (8G, 12A) and six penalty minutes.

CAREER HIGHLIGHTS

- Named a finalist for the Calder Memorial Trophy (2011-12)
- Finished the season tied for 1st in NHL rookie scoring (2011-12)
- Finished 3rd on team scoring and 2nd in team assists (2011-12)
- Posted 11 multi-point games (2011-12)
- Played in his 1st career NHL game and scored his 1st career NHL goal (GTG) on Oct. 9 vs. PIT (2011-12)
- Registered his 1st career hat-trick on Oct. 15 vs. VAN (fastest EDM rookie to record a hat trick) (2011-12)
- Recorded 16 points in November and is one of only three Oilers to do so; others were Jari Kurri and Glen Anderson (2011-12)
- Posted 5 assists on Nov. 19 vs. CHI (1st rookie since John Tavares to record 5 points and 1st 18-year-old in NHL history to record 5 assists) (2011-12)

JUNIOR HIGHLIGHTS

- Named to WHL East First All-Star Team (2010-11)
- Led Red Deer in assists and points (2010-11)
- Tied for 3rd in the WHL in points and was 1st in the league in assists (2010-11)
- Finished T-4th in WHL Rookie points (2009-10)
- Named the Rookie of the Year in the WHL (2009-10)

INTERNATIONAL HIGHLIGHTS

- Represented Team Canada at the 2010 Ivan Hlinka Memorial Tournament in which he served as an alternate captain on the team, and scored the game winning goal in the gold medal game against the United States. Nugent-Hopkins finished the tournament as Canada's leading scorer with five goals and two assists in five games.
- Tallied six points (4G, 2A) in eight games with Canada at the 2012 World Hockey Championship
- Played for Team Canada at the 2013 World Junior Hockey Championship where he served as the captain and posted 15 points (4G, 11A) in six games.



NUGENT-HOPKINS CAREER STATISTICS

REGULAR SEASON								PLAYOFFS				
SEASON	TEAM	LEAGUE	GP	G	A	PTS	PIM	GP	G	A	PTS	PIM
2008-09	Red Deer	WHL	5	2	4	6	0	-	-	-	-	-
2009-10	Red Deer	WHL	67	24	41	65	28	4	0	2	2	0
2010-11	Red Deer	WHL	69	31	75	106	51	9	4	7	11	6
2011-12	EDMONTON	NHL	62	18	34	52	16	-	-	-	-	-
	Canada	WHC	8	4	2	6	4	-	-	-	-	-
2012-13	EDMONTON	NHL	40	4	20	24	8	-	-	-	-	-
	Canada	WJHC	6	4	11	15	4	-	-	-	-	-
NHL TOTALS			102	22	54	76	24	-	-	-	-	-

NUGENT-HOPKINS VS NHL

OPPONENT	GP	G	A	PTS	PIM
Anaheim	4	0	3	3	4
Boston	1	1	0	1	0
Buffalo	0	0	0	0	0
Calgary	8	4	4	8	2
Carolina	1	1	0	1	0
Chicago	5	0	8	8	0
Colorado	9	3	4	7	0
Columbus	6	1	8	9	0
Dallas	5	1	0	1	2
Detroit	6	0	1	1	0
Edmonton	0	0	0	0	0
Florida	1	0	1	1	0
Los Angeles	6	0	2	2	4
Minnesota	9	3	2	5	4
Montréal	2	0	1	1	0
Nashville	7	0	5	5	0
New Jersey	0	0	0	0	0
NY Islanders	1	0	0	0	0
NY Rangers	1	1	1	2	0
Ottawa	1	0	0	0	0
Philadelphia	0	0	0	0	0
Phoenix	7	2	1	3	0
Pittsburgh	1	1	0	1	2
San Jose	5	0	2	2	0
St. Louis	4	1	4	5	2
Tampa Bay	1	0	1	1	0
Toronto	1	0	0	0	0
Vancouver	8	3	4	7	4
Washington	1	0	1	1	0
Winnipeg	1	0	1	1	0
TOTALS	102	22	54	76	24

NUGENT-HOPKINS NHL HIGHLIGHTS

FIRSTS

First GP	10/09/2011	EDM 2 vs PIT 1
First Goal	10/09/2011	EDM 2 vs PIT 1
First Goal versus	Johnson, Brent at 15:05 of period 3	
First Asst	10/17/2011	EDM 3 vs NSH 1

MOSTS

Goals	3 (1X)	MOST RECENTLY 10/15/2011 EDM 3 vs VAN 4
Assists	5 (1X)	11/19/2011 EDM 9 vs CHI 2
Points	5 (1X)	11/19/2011 EDM 9 vs CHI 2 (OG-5A)
SOG	6 (3X)	03/16/2012 EDM 3 vs CGY 1
PIM4 (2X)	04/08/2013	EDM 1 at ANA 2
Hat Tricks	1	10/15/2011 EDM 3 vs VAN 4 (3G)
Multi-Pt Games	16	04/03/2013 EDM 8 at CGY 2 (1G-3A)

LONGEST PERSONAL STREAKS

Goals	2 (2X)	03/14/2012- 03/16/2012 (3G)
Assists	3 (3X)	03/22/2012- 03/25/2012 (4A)
Pts	6 (1X)	11/28/2011- 12/09/2011 (3G-5A)



LINUS OMARK | 23

POSITION: LEFT WING SHOOT: LEFT

HEIGHT: 5-10 WEIGHT: 187 DOB: FEB. 5, 1987

BIRTHPLACE: OVERTORNEA, SWEDEN



@LimPanomark

ACQUIRED: Edmonton's 4th round choice, 97th overall, in 2007 NHL Entry Draft.

CONTRACT STATUS: Signed through 2013-14 season.

2012-13 HIGHLIGHTS

- Spent the season with ZUG in the Swiss-A league, leading his team in assists (52) and points (69)

CAREER HIGHLIGHTS

- Played in 1st NHL game on Dec. 10 vs. TB and had one assist and the shootout winner *(2010-11)*
- Had a goal and two assists and was +2 on Dec. 16 vs. CBJ *(2010-11)*
- Registered two assists on Feb. 5 @ CBJ *(2010-11)*
- Scored winning shootout goal on Mar. 1 vs. NSH *(2010-11)*
- Had two assists on Mar. 5 @ COL *(2010-11)*
- Had a goal and assist on Apr. 2 @ VAN *(2010-11)*



OMARK CAREER STATISTICS

REGULAR SEASON								PLAYOFFS				
SEASON	TEAM	LEAGUE	GP	G	A	PTS	PIM	GP	G	A	PTS	PIM
2005-06	Lulea	SEL	19	0	1	1	10	3	0	0	0	0
2006-07	Lulea	SEL	50	8	9	17	32	—	—	—	—	—
2007-08	Lulea	SEL	55	11	21	32	46	—	—	—	—	—
2008-09	Lulea	SEL	53	23	32	55	66	5	0	5	5	4
2009-10	Moscow	KHL	56	20	16	36	34	—	—	—	—	—
2010-11	Oklahoma City	AHL	28	14	17	31	32	—	—	—	—	—
2010-11	EDMONTON	NHL	51	5	22	27	26	—	—	—	—	—
2011-12	EDMONTON	NHL	14	3	0	3	8	—	—	—	—	—
	Oklahoma City	AHL	18	6	10	16	8	—	—	—	—	—
2012-13	ZUG	Swiss-A	48	17	52	69	40	—	—	—	—	—
	NHL TOTALS		65	8	22	30	34	—	—	—	—	—

OMARK VS NHL

OPPONENT	GP	G	A	PTS	PIM
Anaheim	2	0	1	1	2
Boston	1	0	0	0	0
Buffalo	1	0	0	0	0
Calgary	3	0	1	1	0
Carolina	0	0	0	0	0
Chicago	1	0	0	0	0
Colorado	4	0	5	5	0
Columbus	5	2	4	6	0
Dallas	4	0	0	0	0
Detroit	2	0	1	1	0
Edmonton	0	0	0	0	0
Florida	1	0	0	0	4
Los Angeles	4	0	1	1	2
Minnesota	5	1	1	2	4
Montréal	2	1	0	1	0
Nashville	5	0	0	0	2
New Jersey	0	0	0	0	0
NY Islanders	1	0	0	0	0
NY Rangers	0	0	0	0	0
Ottawa	1	0	1	1	0
Philadelphia	1	0	0	0	2
Phoenix	3	1	1	2	2
Pittsburgh	2	0	0	0	2
San Jose	4	1	0	1	8
St. Louis	2	0	1	1	2
Tampa Bay	2	1	1	2	0
Toronto	1	0	0	0	0
Vancouver	6	1	3	4	4
Washington	1	0	0	0	0
Winnipeg	1	0	1	1	0
TOTALS	65	8	22	30	34

OMARK NHL HIGHLIGHTS

FIRSTS

First GP	12/10/2010	EDM 4 vs. TB 3
First Asst	12/10/2010	EDM 4 vs. TB 3
First Goal	12/16/2010	EDM 6 vs. CBJ 3
First Goal versus		(Steve Mason) @ 3:58 of period 1

MOSTS

Goals 1 (8X)

Assists 2 (4X)

Points 3 (1X)

SOG 6 (1X)

PIM 6 (1X)

Hat Tricks 0

Multi-Pt Games 5

MOST RECENTLY

03/22/2012
EDM 2 @ TB 3

04/10/2011
EDM 3 @ COL 4

12/16/2010
EDM 6 vs. CBJ 3 (1G-2A)

03/22/2012
EDM 2 @ TB 3

01/13/2011
EDM 5 @ SJ 2

04/10/2011
EDM 3 @ COL 4 (0G-2A)

LONGEST PERSONAL STREAKS

Goals	2 (1X)	03/31/2011 04/02/2011 (2G)
Assists	3 (1X)	02/02/2011 02/05/2011 (4A)
Pts	3 (2X)	03/31/2011 04/05/2011 (2G-2A)



DAVID PERRON | 57

POSITION: LEFT WING **SHOOTS:** RIGHT

HEIGHT: 6-0 **WEIGHT:** 198 **DOB:** MAY 28, 1988

BIRTHPLACE: SHERBROOKE, QUEBEC



@DP_57

ACQUIRED: Acquired from St. Louis on July 10, 2013 in exchange for Magnus Paajarvi and a 2nd round selection in the 2014 NHL Draft.

CONTRACT STATUS: Signed through 2015-16 season.

2012-13 HIGHLIGHTS

- Recorded a three point game on Jan. 26 @ DAL (2G, 1A) and scored game winning goal
- Posted a three point game on Mar. 7 @ PHX (3A)
- Finished second on the team in takeaways (26)

CAREER HIGHLIGHTS

- Set a new career high with a seven-game point streak from Feb. 7 to Feb. 18 (7G, 3A) and a four-game goal streak twice, from Feb. 7 to Feb. 12 (6G) and Mar. 27 to Apr. 4 (4G) **(2011-12)**
- Recorded six multi-point games including tying a career high with three points (two goals, assist) on Feb. 11 vs. Colorado **(2011-12)**
- Registered five points (1G, 4A) in nine games including his first career playoff game-winning goal on Apr. 21 vs. SJ **(2011-12 Playoffs)**
- Recorded seven points including five goals and two assists to go along with a +7 rating in the first 10 games of the season **(2010-11)**
- Recorded back-to-back two-goal games on Oct. 18 and Oct. 22 vs. CHI **(2010-11)**
- Played in his 200th career NHL game on Feb. 4 vs. SJ, becoming the youngest player in Blues history to reach 200 games played with the team **(2009-10)**
- Recorded his 1st career hat trick and tied a single game career high in points on Nov. 10 vs. VAN **(2009-10)**
- Played in the NHL YoungStars game for the second consecutive season **(2008-09)**
- Made his postseason debut on April 15 @ VAN **(2008-09 Playoffs)**
- Recorded his 1st career NHL point (assist) on Oct. 12 vs. COL **(2007-08)**
- Scored his 1st career NHL goal on Nov. 3 vs. CHI (Nikolai Khabibulin) **(2007-08)**
- Tied for 13th among all NHL rookies with 27 points (13G, 14A) **(2007-08)**
- Ranked 1st with St. Louis in plus-minus (+16) **(2007-08)**

JUNIOR HIGHLIGHTS

- Led all Quebec Major Junior Hockey League (QMJHL) rookies in goal scoring (39), plus/minus (+37) and was second in points (83) **(2006-07)**
- Helped Lewiston win the QMJHL title **(2006-07)**
- Participated in the CHL Top Prospects game, registering one assist **(2006-07)**



PERRON CAREER STATISTICS

SEASON	TEAM	LEAGUE	REGULAR SEASON					PLAYOFFS				
			GP	G	A	PTS	PIM	GP	G	A	PTS	PIM
2005-06	St. Jerome	QJHL	51	24	45	69	92	—	—	—	—	—
2006-07	Lewiston	QMJHL	70	39	44	83	75	17	12	16	28	22
2007-08	ST. LOUIS	NHL	62	13	14	27	38	—	—	—	—	—
2008-09	ST. LOUIS	NHL	81	15	35	50	50	4	1	1	2	4
2009-10	ST. LOUIS	NHL	82	20	27	47	60	—	—	—	—	—
2010-11	ST. LOUIS	NHL	10	5	2	7	12	—	—	—	—	—
2011-12	ST. LOUIS	NHL	57	21	21	42	28	9	1	4	5	10
2012-13	ST. LOUIS	NHL	48	10	15	25	44	6	0	2	2	6
NHL TOTALS			340	84	114	198	232	19	2	7	9	20

PERRON VS NHL

OPPONENT	GP	G	A	PTS	PIM
Anaheim	16	3	9	1	28
Boston	5	1	2	3	0
Buffalo	3	2	2	4	0
Calgary	15	3	2	5	8
Carolina	5	2	1	3	6
Chicago	29	10	7	17	14
Colorado	17	6	8	1	46
Columbus	28	9	12	21	12
Dallas	18	7	11	18	12
Detroit	29	3	7	10	36
Edmonton	18	2	5	7	14
Florida	4	0	0	0	2
Los Angeles	14	2	7	9	8
Minnesota	15	4	5	9	4
Montréal	4	1	1	2	6
Nashville	29	5	11	16	20
New Jersey	3	1	1	2	4
NY Islanders	4	3	0	3	2
NY Rangers	4	2	0	2	0
Ottawa	4	2	1	3	4
Philadelphia	3	0	0	0	4
Phoenix	18	4	5	9	8
Pittsburgh	4	0	2	2	8
San Jose	18	4	5	9	14
St. Louis	0	0	0	0	0
Tampa Bay	4	2	0	2	2
Toronto	3	0	1	1	4
Vancouver	17	4	7	11	20
Washington	3	0	0	0	2
Winnipeg	6	2	2	4	4
340	84	114	198	232	

PERRON NHL HIGHLIGHTS

FIRSTS

First GP	10/12/2007	STL 4 vs. COL 1
First Asst	10/12/2007	STL 4 vs. COL 1
First Goal	11/03/2007	STL 2 vs. CHI 3
First Goal versus		(Nikolai Khabibulin) @ 15:44 of period 1

MOSTS

Goals	3 (1X)	MOST RECENTLY 11/10/2009 STL 6 vs. VAN 1
Assists	3 (2X)	03/07/2013 STL 6 @ PHO 3
Points	3 (7X)	03/07/2013 STL 6 @ PHO 3 (OG-3A)
SOG	9 (1X)	01/14/2012 STL 3 vs. MIN 2
PIM	6 (3X)	03/23/2013 STL 3 @ EDM 0
Hat Tricks	1	11/10/2009 STL 6 vs. VAN 1 (3G)
Multi-Pt Games	39	03/07/2013 STL 6 @ PHO 3 (OG-3A)

LONGEST PERSONAL STREAKS

Goals	4 (2X)	03/27/2012 04/04/2012 (4G)
Assists	5 (1X)	12/08/2008 12/16/2008 (5A)
Pts	7 (1X)	02/07/2012 02/18/2012 (7G-3A)



JEFF PETRY | 2

POSITION: DEFENCE **SHOOTS:** RIGHT

HEIGHT: 6-3 **WEIGHT:** 195 **DOB:** DEC. 9, 1987

BIRTHPLACE: FARMINGTON HILLS, MICHIGAN



@petryj

ACQUIRED: Edmonton's 2nd round selection, 45th overall, in the 2006 NHL Entry Draft.

CONTRACT STATUS: Signed through 2013-14 season.

2012-13 HIGHLIGHTS

- Lead the team in ice time averaging 21:54 per game
- Tied for 3rd among Oilers defenceman with 12 points (3G, 9A)
- Finished 2nd on the team in hits (112)

CAREER HIGHLIGHTS

- Finished 1st on the team in scoring among defenceman with 25 points (2G, 23A) **(2011-12)**
- Recorded three multi-point games **(2011-12)**
- Posted three assists (career high) and a team-high +5 on Nov. 19 vs. CHI **(2011-12)**
- Appeared in 35 games with the Oilers scoring his 1st NHL goal and adding four assists **(2010-11)**
- Appeared in 41 games for OKC collecting 24 points (7G, 17A) **(2010-11)**
- Made his AHL debut with Springfield on Mar. 26 @ Lowell **(2009-10)**

COLLEGE HIGHLIGHTS

- In 118 games with Michigan State University he had 67 points (9G, 58A) and 86 penalty minutes **(2007-10)**
- Led all Spartans defensemen in scoring with 29 points in 38 games **(2009-10)**

INTERNATIONAL HIGHLIGHTS

- Represented Team USA at the 2012 and 2013 World Hockey Championships



PETRY CAREER STATISTICS

REGULAR SEASON								PLAYOFFS				
SEASON	TEAM	LEAGUE	GP	G	A	PTS	PIM	GP	G	A	PTS	PIM
2007-08	Michigan State	CCHA	42	3	21	24	28	-	-	-	-	-
2008-09	Michigan State	CCHA	38	2	12	14	32	-	-	-	-	-
2009-10	Michigan State	CCHA	38	4	25	29	26	-	-	-	-	-
	Springfield	AHL	8	0	3	3	2	-	-	-	-	-
2010-11	EDMONTON	NHL	35	1	4	5	10	-	-	-	-	-
	Oklahoma City	AHL	41	7	17	24	18	-	-	-	-	-
2011-12	EDMONTON	NHL	73	2	23	25	26	-	-	-	-	-
	USA	WHC	8	2	3	5	4	-	-	-	-	-
2012-13	EDMONTON	NHL	48	3	9	12	29	-	-	-	-	-
	USA	WHC	10	0	0	0	4	-	-	-	-	-
NHL TOTALS			156	6	36	42	65	-	-	-	-	-

PETRY VS NHL

OPPONENT	GP	G	A	PTS	PIM
Anaheim	8	0	2	2	4
Boston	1	0	0	0	2
Buffalo	2	0	2	2	0
Calgary	11	0	4	4	6
Carolina	1	0	0	0	0
Chicago	8	1	4	5	0
Colorado	13	0	2	2	8
Columbus	8	1	2	3	5
Dallas	10	2	1	3	6
Detroit	9	0	1	1	0
Edmonton	0	0	0	0	0
Florida	1	0	0	0	0
Los Angeles	9	0	2	2	4
Minnesota	12	0	2	2	4
Montréal	2	0	0	0	0
Nashville	10	1	3	4	6
New Jersey	1	0	0	0	0
NY Islanders	2	0	0	0	0
NY Rangers	0	0	0	0	0
Ottawa	3	0	1	1	0
Philadelphia	1	0	0	0	0
Phoenix	9	0	2	2	4
Pittsburgh	2	0	0	0	4
San Jose	8	0	2	2	8
St. Louis	9	0	1	1	0
Tampa Bay	1	0	0	0	2
Toronto	2	1	1	2	0
Vancouver	12	0	4	4	2
Washington	0	0	0	0	0
Winnipeg	1	0	0	0	0
TOTALS	156	6	36	42	65

PETRY NHL HIGHLIGHTS

FIRSTS


First GP	12/28/2010	EDM 2 vs BUF 4
First Asst	12/28/2010	EDM 2 vs BUF 4
First Goal	01/20/2011	EDM 2 vs DAL 4
First Goal versus		Lehtonen, Kari at 18:52 of period 2

MOSTS

Goals	1 (3X)	MOST RECENTLY 02/06/2012 EDM 3 at TOR 6
Assists	3 (1X)	11/19/2011 EDM 9 vs CHI 2
Points	3 (1X)	11/19/2011 EDM 9 vs CHI 2 (OG-3A)
SOG	5(2X)	02/16/13 EDM 6 vs. COL 4
PIM	5(1X)	03/05/13 EDM 3 @ CBJ 4
Hat Tricks	0	
Multi-Pt Games	6	03/30/13 EDM 4 vs. VAN 0

LONGEST PERSONAL STREAKS

Goals	1 (3X)	02/06/2012- 02/06/2012 (1G)
Assists	3 (2X)	03/16/2012- 03/20/2012 (4A)
Pts	1(3X)	04/16/13- 04/21/13 (3A)



COREY POTTER | 44

POSITION: DEFENCE **SHOOTS:** RIGHT

HEIGHT: 6-3 **WEIGHT:** 204 **DOB:** JAN. 5, 1984

BIRTHPLACE: LANSING, MICHIGAN



@Potsy44

ACQUIRED: Signed as an unrestricted free agent on July 1, 2011.

CONTRACT STATUS: Signed through 2013-14 season.

2012-13 HIGHLIGHTS

- Recorded a career high two goal game Apr. 26 @ MIN
- Played a season high (22:50) Apr. 26 @ MIN

CAREER HIGHLIGHTS

- Ranked 2nd in team scoring among defenceman with 21 points (4G, 17A) **(2011-12)**
- Played in his 1st game as an Oiler on Oct. 15 vs. VAN and collected an assist **(2011-12)**
- Scored his 1st goal as an Oiler against his former team, on Oct. 22 vs. NYR **(2011-12)**
- Played in 75 games with Wilkes-Barre/Scranton in the AHL scoring 37 points (7G, 30A) **(2010-11)**
- Played in 69 games with Hartford in the AHL collecting 28 points (4G, 24A) and 54 PIM **(2009-10)**
- Appeared in three games with the New York Rangers collecting 2 PIM **(2009-10)**
- In 67 games with Hartford he had 32 points (10G, 22A) and 82 PIM **(2008-09)**
- Played in five games with the New York Rangers, recording his 1st NHL goal and assist **(2008-09)**
- Played in 80 games with Hartford recording 32 points (5G, 27A) **(2007-08)**
- In 30 games with Hartford he posted 10 points (2G, 8A) **(2006-07)**
- Played in 43 games with Charlotte in the ECHL recording 19 points (6G, 13A) **(2006-07)**

COLLEGE HIGHLIGHTS

- From 2002-2006 he played in 150 games with Michigan State in the CCHA, collecting 44 points (8G, 36A) and 283 PIM



POTTER CAREER STATISTICS

SEASON	TEAM	LEAGUE	REGULAR SEASON					PLAYOFFS				
			GP	G	A	PTS	PIM	GP	G	A	PTS	PIM
2002-03	Michigan State	CCHA	35	4	4	8	30	-	-	-	-	-
2003-04	Michigan State	CCHA	38	0	8	8	63	-	-	-	-	-
	USA	WJHC	6	0	0	0	6	-	-	-	-	-
2004-05	Michigan State	CCHA	32	0	6	6	73	-	-	-	-	-
2005-06	Michigan State	CCHA	45	4	18	22	117	-	-	-	-	-
2006-07	Charlotte	ECHL	43	6	13	19	56	-	-	-	-	-
	Hartford	AHL	30	2	8	10	21	7	1	4	5	12
2007-08	Hartford	AHL	80	5	27	32	102	5	0	1	1	14
2008-09	N.Y. RANGERS	NHL	5	1	1	2	0	-	-	-	-	-
	Hartford	AHL	67	10	22	32	82	6	1	3	4	23
2009-10	N.Y. RANGERS	NHL	3	0	0	0	2	-	-	-	-	-
	Hartford	AHL	69	4	24	28	54	-	-	-	-	-
2010-11	PITTSBURGH	NHL	1	0	0	0	0	-	-	-	-	-
	Wilkes-Barre/Scranton	AHL	75	7	30	37	52	12	2	7	9	10
2011-12	EDMONTON	NHL	62	4	17	21	24	-	-	-	-	-
2012-13	EDMONTON	NHL	33	3	1	4	6	-	-	-	-	-
NHL TOTALS			104	8	19	27	32	-	-	-	-	-

POTTER VS NHL

OPPONENT	GP	G	A	PTS	PIM
Anaheim	5	0	0	0	2
Boston	1	0	0	0	2
Buffalo	1	1	0	1	0
Calgary	8	0	2	2	0
Carolina	1	1	0	1	0
Chicago	6	0	2	2	2
Colorado	6	0	0	0	2
Columbus	6	1	0	1	2
Dallas	7	0	1	1	0
Detroit	7	0	0	0	6
Edmonton	0	0	0	0	0
Florida	1	0	0	0	0
Los Angeles	4	1	0	1	2
Minnesota	5	2	1	3	0
Montréal	2	0	1	1	0
Nashville	4	0	1	1	2
New Jersey	3	0	2	2	2
NY Islanders	1	0	1	1	0
NY Rangers	1	1	0	1	2
Ottawa	4	0	0	0	0
Philadelphia	1	0	0	0	0
Phoenix	6	0	0	0	0
Pittsburgh	0	0	0	0	0
San Jose	5	0	0	0	2
St. Louis	5	1	1	2	6
Tampa Bay	2	0	0	0	0
Toronto	1	0	0	0	0
Vancouver	9	0	5	5	0
Washington	1	0	2	2	0
Winnipeg	1	0	0	0	0
104	8	19	27	32	

POTTER NHL HIGHLIGHTS

FIRSTS

First GP	12/07/2008	NYR 0 vs. CGY 3
First Asst	12/27/2008	NYR 2 vs. NJ 4
First Goal	04/02/2009	NYR 2 @ CAR 4
First Goal versus		Ward, Cam @ 17:30 of period 1

MOSTS


Goals	2(1X)
Assists	2 (2X)
Points	2 (2X)
SOG	5 (1X)
PIM	4 (1X)
Hat Tricks	0
Multi-Pt Games	3

MOST RECENTLY

04/26/13
EDM 6 @ MIN 1
12/26/2011
EDM 3 @ VAN 5
12/26/2011
EDM 3 @ VAN 5 (OG-2A)
02/02/2012
EDM 8 vs. CHI 4
02/04/2012
EDM 5 vs. DET 4
04/26/13
EDM 6 @ MIN 1 (2G)

LONGEST PERSONAL STREAKS

Goals	1 (5X)	02/29/2012- 02/29/2012 (1G)
Assists	2 (3X)	12/31/2011- 01/02/2012 (2A)
Pts	3 (2X)	12/31/2011- 01/03/2012 (1G-2A)



JUSTIN SCHULTZ | 19

POSITION: DEFENCE SHOTS: RIGHT

HEIGHT: 6-2 WEIGHT: 188 DOB: JULY 6, 1990

BIRTHPLACE: KELOWNA, BRITISH COLUMBIA



@jschultz6

ACQUIRED: Signed as an unrestricted free agent on June 30, 2012.

CONTRACT STATUS: Signed through 2013-14 season.

2012-13 HIGHLIGHTS

- Led Oilers defencemen in goals (8) and assists (19) and finished 5th on the team in points (27)
- Finished tied for 3rd on the team in power play goals (4)
- Named to the NHL All-Rookie Team
- Named an AHL First Team All-Star
- Won the Eddie Shore Award as the AHL's Defenceman of the Year
- Named to AHL All-Rookie Team

COLLEGE

- Appeared in 37 games with University of Wisconsin leading the Badgers in scoring with 44 points (16G, 28A) **(2011-12)**
- Earned a selection to the 2011-12 All-WCHA First Team **(2011-12)**
- Named the WCHA Defensive Player of the Year **(2011-12)**
- Named a Hobey Baker Finalist **(2011-12)**
- In 41 games for the Badgers he scored 18 goals with 29 assists, +16 with 28 PIMs; scoring 9 of his 18 goals on the power play **(2010-11)**
- Named the WCHA Defensive Player of the Year **(2010-11)**
- Named to the WCHA and NCAA West First All-Star teams and was also named a Hobey Baker Finalist **(2010-11)**



J. SCHULTZ CAREER STATISTICS

SEASON	TEAM	LEAGUE	REGULAR SEASON					PLAYOFFS				
			GP	G	A	PTS	PIM	GP	G	A	PTS	PIM
2009-10	Wisconsin	WCHA	43	6	16	22	12	-	-	-	-	-
2010-11	Wisconsin	WCHA	41	18	29	47	28	-	-	-	-	-
2011-12	Wisconsin	WCHA	37	16	28	44	12	-	-	-	-	-
2012-13	EDMONTON	NHL	48	8	19	27	8	-	-	-	-	-
	Oklahoma City	AHL	34	18	30	48	6	-	-	-	-	-
	Canada	WHC	8	0	4	4	2	-	-	-	-	-
NHL TOTALS			48	8	19	27	8	-	-	-	-	-

J. SCHULTZ VS NHL

OPPONENT	GP	G	A	PTS	PIM
Anaheim	3	0	0	0	0
Boston	0	0	0	0	0
Buffalo	0	0	0	0	0
Calgary	4	2	4	6	0
Carolina	0	0	0	0	0
Chicago	3	0	3	3	2
Colorado	5	1	1	2	2
Columbus	3	0	0	0	0
Dallas	3	2	1	3	2
Detroit	3	1	0	1	0
Edmonton	0	0	0	0	0
Florida	0	0	0	0	0
Los Angeles	3	0	3	3	0
Minnesota	4	0	1	1	0
Montréal	0	0	0	0	0
Nashville	3	0	0	0	2
New Jersey	0	0	0	0	0
NY Islanders	0	0	0	0	0
NY Rangers	0	0	0	0	0
Ottawa	0	0	0	0	0
Philadelphia	0	0	0	0	0
Phoenix	3	0	1	1	0
Pittsburgh	0	0	0	0	0
San Jose	3	1	0	1	0
St. Louis	3	0	1	1	0
Tampa Bay	0	0	0	0	0
Toronto	0	0	0	0	0
Vancouver	5	1	4	5	0
Washington	0	0	0	0	0
Winnipeg	0	0	0	0	0
	48	8	19	27	8

J. SCHULTZ NHL HIGHLIGHTS

FIRSTS

First GP	01/20/13	EDM 3 @ VAN 2 (SO)
First Assist	01/24/13	EDM 2 vs. LAK 1 (2A)
First Goal	01/22/13	EDM 3 vs. SJ 6

MOSTS

Goals	1(8X)	04/27/13 EDM 7 vs. VAN 2
Assists	3(1X)	04/27/13 EDM 7 vs. VAN 2
Points	4(1X)	04/27/13 EDM 7 vs. VAN 2
SOG	6(1X)	01/24/13 EDM 2 vs. LAK 1
PIM	2(4X)	04/24/13 EDM 1 vs. CHI 4
Hat Tricks	—	—
Multi-Pt	7	04/27/13 EDM 7 vs. VAN 2
Games		

MOST RECENTLY

LONGEST PERSONAL STREAKS

Goals	1(2X)	02/06/13 – 02/09/13
Assists	1(4X)	02/23/13 – 01/03/13
Points	1(4X) / 2(1X)	02/23/13 – 01/03/13 (1G, 4A)



NICK SCHULTZ | 15

POSITION: DEFENCE **SHOOTS:** LEFT

HEIGHT: 6-1 **WEIGHT:** 203 **DOB:** AUG. 25, 1982

BIRTHPLACE: STRASBOURG, SASKATCHEWAN

ACQUIRED: Acquired from Minnesota in exchange for Tom Gilbert on Feb. 27, 2012.

CONTRACT STATUS: Signed through 2013-14 season.

2012-13 HIGHLIGHTS

- Ranked 2nd on the team in blocked shots (107)
- Played in his 800th career NHL game Apr. 4 @ VAN
- Recorded a season high in ice (23:17) Feb. 4 vs. VAN

CAREER HIGHLIGHTS

- Finished 2nd on team in blocked shots (161) **(2011-12)**
- Ranked 1st on the Wild's all-time games played list and 5th in games played among NHL defensemen since 2002-03 season **(2011-12)**
- Appeared in his 1st game with Edmonton and recorded an assist in 19:45 of ice time **(2011-12)**
- Ranked 2nd on Wild with 132 blocked shots **(2010-11)**
- Tallied career-highs in points (20), assists (19), PIM (43-tied) and shots (83) in 80 games **(2009-10)**
- Finished second on the Wild and T-12th in NHL with 158 blocked shots **(2009-10)**
- Notched 100th career point (assist) Jan. 11 vs. PIT **(2009-10)**
- Led team with 152 blocked shots and finished third with 78 hits **(2008-09)**
- Led team in blocked shots (147) and finished second in hits (101) **(2007-08)**
- Became the 1st Wild defenseman in franchise history to appear in all 82 games and one of four Wild players to appear in all 82 games **(2006-07)**
- Led team with 141 blocked shots and ranked third on team with 88 hits **(2006-07)**
- Led the Wild with 129 blocked shots **(2005-06)**
- Recorded a career-high six goals and +12 rating **(2003-04)**
- Ranked 1st on the team with a +11 rating **(2002-03)**
- Participated in the NHL Young Stars game during All-Star Weekend **(2002-03)**
- Picked up his 1st career playoff point with an assist in Game 7 WCSF win May 5 @ VAN **(2002-03)**
- Made NHL debut Oct. 14 vs. EDM **(2001-02)**
- Posted 1st career NHL point and assist Oct. 24 vs. CAR **(2001-02)**
- Scored 1st NHL goal (GWG) and posted +3 rating Nov. 29 vs. FLA **(2001-02)**

JUNIOR HIGHLIGHTS

- Served as team captain and registered 47 points (17G, 30A) for Prince Albert (WHL) **(2000-01)**
- Ranked third on team in assists, tied for fourth in goals and fifth in total points **(2000-01)**
- Named to WHL's Eastern Conference All-Star team and earned Prince Albert's Player of the Year and MVP awards **(2000-01)**

INTERNATIONAL HIGHLIGHTS

- Appeared in all nine games as Canada claimed gold medal at the World Hockey Championship **(2007)**
- Helped Team Canada to the gold medal at the World Hockey Championship, registering one assist and a +2 rating in nine games **(2004)**
- Played in seven games for Canada at the World Junior Hockey Championship in the Czech Republic, recorded two assists and helped Team Canada capture the silver medal **(2002)**
- Left Wild to compete with Team Canada in World Junior Hockey Championship in Czech Republic **(2002)**
- Played all seven games for Team Canada in World Junior Hockey Championship in Russia **(2000)**



N. SCHULTZ CAREER STATISTICS

REGULAR SEASON								PLAYOFFS				
SEASON	TEAM	LEAGUE	GP	G	A	PTS	PIM	GP	G	A	PTS	PIM
1998-99	Prince Albert	WHL	58	5	18	23	37	14	0	7	7	0
1999-00	Prince Albert	WHL	72	11	33	44	38	6	0	3	3	2
2000-01	Prince Albert	WHL	59	17	30	47	120	-	-	-	-	-
	Cleveland	IHL	4	1	1	2	2	3	0	1	1	0
	Canada	WJHC	7	0	0	0	2	-	-	-	-	-
2001-02	MINNESOTA	NHL	52	4	6	10	14	-	-	-	-	-
	Houston	AHL	-	-	-	-	-	14	1	5	6	2
	Canada	WJHC	7	0	2	2	4	-	-	-	-	-
2002-03	MINNESOTA	NHL	75	3	7	10	23	18	0	1	1	10
2003-04	MINNESOTA	NHL	79	6	10	16	12	-	-	-	-	-
	Canada	WHC	9	0	1	1	0	-	-	-	-	-
	Kassel	DEL	46	7	15	22	26	-	-	-	-	-
2005-06	MINNESOTA	NHL	79	2	12	14	43	-	-	-	-	-
	Canada	WHC	9	0	2	2	6	-	-	-	-	-
	MINNESOTA	NHL	82	2	10	12	42	5	0	1	1	0
2006-07	Canada	WHC	9	0	0	0	2	-	-	-	-	-
	MINNESOTA	NHL	81	2	13	15	42	1	0	0	0	0
	MINNESOTA	NHL	79	2	9	11	31	-	-	-	-	-
2008-09	MINNESOTA	NHL	80	1	19	20	43	-	-	-	-	-
2009-10	MINNESOTA	NHL	74	3	14	17	38	-	-	-	-	-
2010-11	MINNESOTA	NHL	62	1	2	3	30	-	-	-	-	-
2011-12	MINNESOTA	NHL	20	0	4	4	10	-	-	-	-	-
	EDMONTON	NHL	48	1	8	9	24	-	-	-	-	-
	EDMONTON	NHL	48	1	8	9	24	-	-	-	-	-
NHL TOTALS			811	27	114	141	356	24	0	2	2	1

N. SCHULTZ VS NHL

OPPONENT	GP	G	A	PTS	PIM
Anaheim	43	6	4	10	29
Boston	9	0	1	1	4
Buffalo	9	0	1	1	6
Calgary	63	0	11	11	24
Carolina	12	0	2	2	8
Chicago	38	1	4	5	19
Colorado	61	2	12	14	20
Columbus	44	1	4	5	21
Dallas	41	0	4	4	20
Detroit	37	0	8	8	8
Edmonton	60	2	6	8	41
Florida	11	1	2	3	8
Los Angeles	39	4	2	6	18
Minnesota	4	0	0	0	2
Montréal	9	0	2	2	4
Nashville	41	1	5	6	12
New Jersey	10	0	3	3	6
NY Islanders	11	0	3	3	2
NY Rangers	10	0	1	1	2
Ottawa	9	0	1	1	2
Philadelphia	11	1	1	2	4
Phoenix	38	2	5	7	18
Pittsburgh	10	0	2	2	6
San Jose	43	1	8	9	14
St. Louis	43	2	5	7	10
Tampa Bay	11	0	1	1	6
Toronto	9	0	0	0	0
Vancouver	67	3	14	17	34
Washington	8	0	1	1	4
Winnipeg	10	0	1	1	4
811	27	114	141	356	

N. SCHULTZ NHL HIGHLIGHTS

FIRSTS

First GP	10/14/2001	MIN 3 vs. EDM 3
First Asst	10/24/2001	MIN 3 vs. CAR 7
First Goal	11/29/2001	MIN 6 vs. FLA 0
First Goal versus		Luongo, Roberto at 5:38 of period 1

MOSTS

Goals	1 (27X)	MOST RECENTLY 04/03/2013 EDM 1 @ ANA 2
Assists	2 (4X)	11/19/2010 MIN 4 @ DET 3
Points	2 (6X)	11/19/2010 MIN 4 @ DET 3 (OG-2A)
SOG	4 (10X)	12/22/2011 MIN 1 @ EDM 4
PIM	8 (1X)	02/07/2012 MIN 1 @ CBJ 3
Hat Tricks	0	
Multi-Pt Games	6	11/19/2010 MIN 4 @ DET 3 (OG-2A)

LONGEST PERSONAL STREAKS

Goals	1 (26X)	02/26/2012- 02/26/2012 (1G)
Assists	3 (3X)	12/18/2010- 12/29/2010 (3A)
Pts	3 (5X)	12/18/2010- 12/29/2010 (OG-3A)



LADISLAV SMID | 5

POSITION: DEFENCE **SHOOTS:** LEFT

HEIGHT: 6-3 **WEIGHT:** 209 **DOB:** FEB. 1, 1986

BIRTHPLACE: FRYDLANT, CZECH REPUBLIC

ACQUIRED: Acquired from Anaheim, along with Joffrey Lupul, a 2007 1st round pick, 2008 second round pick and conditional 2008 first round pick on July 3, 2006 in exchange for Chris Pronger.

CONTRACT STATUS: Signed through 2016-17 season.

2012-13 HIGHLIGHTS

- Led the team in blocked shots (119) and hits (151)
- Ranked 3rd on the team in time on ice (975:18)
- Scored Oilers second goal on Mar. 30 vs. VAN to help set a new record as fastest three goals to start a game (2:43)

CAREER HIGHLIGHTS

- Posted a career high five goals (2011-12)
- Led the team in blocked shots (184 – 7th in NHL) and hits (186) (2011-12)
- Posted his 1st career multipoint game (2A) on Nov. 2 @ PHI (2008-09)
- Had a career-high three-game scoring streak (4A) from Feb. 28-Mar. 5 (2008-09)
- Played in his 200th career Oilers/NHL game Mar. 26 @ PHX (2008-09)
- Began season with Springfield Falcons, scoring five points (1G, 4A), 15 PIM and was +3 in eight games (2007-08)
- Ranked 4th on Oilers in blocked shots (107) (2006-07)
- Made Oilers/NHL debut in season opener Oct. 5 vs. CGY (2006-07)
- Posted one assist and was -3 in 12:57 of ice time in the NHL YoungStars Game on Jan. 23 @ Dallas (2006-07)
- Recorded his 1st NHL point on Oct. 12 vs. SJ on Ryan Smyth's game winning goal (2006-07)
- Scored 1st career Oilers/NHL goal on Feb. 22 @ CBJ (Fredrik Norrena) (2006-07)

INTERNATIONAL HIGHLIGHTS

- Played six games for the Czech Republic at the 2007 World Hockey Championship in Moscow, Russia
- Played for the Czech Republic in three straight World Junior Hockey Championships from 2004 through 2006
- Led the Czech World Junior team to a bronze medal in 2005, recording two assists in seven games



SMID CAREER STATISTICS

SEASON	TEAM	LEAGUE	REGULAR SEASON					PLAYOFFS				
			GP	G	A	PTS	PIM	GP	G	A	PTS	PIM
2002-03	Liberec	Czech	4	0	0	0	0	-	-	-	-	-
2003-04	Liberec	Czech	45	1	1	2	51	-	-	-	-	-
	Czech Republic	WJHC	6	1	2	3	4	-	-	-	-	-
2004-05	Liberec	Czech	39	1	3	4	14	12	0	0	0	6
	Czech Republic	WJHC	7	0	2	2	4	-	-	-	-	-
2005-06	Portland Pirates	AHL	71	3	25	28	48	16	0	1	1	16
	Czech Republic	WJHC	6	1	1	2	0	-	-	-	-	-
2006-07	EDMONTON	NHL	77	3	7	10	37	-	-	-	-	-
	Czech Republic	WHC	6	0	0	0	31	-	-	-	-	-
2007-08	EDMONTON	NHL	65	0	4	4	58	-	-	-	-	-
	Springfield	AHL	8	1	4	5	15	-	-	-	-	-
2008-09	EDMONTON	NHL	60	0	11	11	57	-	-	-	-	-
2009-10	EDMONTON	NHL	51	1	8	9	39	-	-	-	-	-
2010-11	EDMONTON	NHL	78	0	10	10	85	-	-	-	-	-
2011-12	EDMONTON	NHL	78	5	10	15	44	-	-	-	-	-
2012-13	EDMONTON	NHL	48	1	3	4	55	-	-	-	-	-
	Czech Republic	WHC	8	0	3	3	6	-	-	-	-	-
NHL TOTALS			457	10	53	63	375	-	-	-	-	-

SMID VS NHL

OPPONENT	GP	G	A	PTS	PIM
Anaheim	20	0	0	0	22
Boston	5	0	0	0	2
Buffalo	5	0	0	0	0
Calgary	39	1	3	4	31
Carolina	5	0	0	0	2
Chicago	23	0	1	1	15
Colorado	37	1	3	4	27
Columbus	23	3	4	7	10
Dallas	22	1	6	7	14
Detroit	22	0	2	2	14
Edmonton	0	0	0	0	0
Florida	6	0	1	1	4
Los Angeles	22	0	0	0	37
Minnesota	38	1	7	8	37
Montréal	8	0	1	1	6
Nashville	25	0	5	5	22
New Jersey	3	0	0	0	6
NY Islanders	5	0	0	0	6
NY Rangers	3	0	0	0	17
Ottawa	8	0	1	1	4
Philadelphia	3	0	3	3	9
Phoenix	22	0	2	2	15
Pittsburgh	4	0	0	0	2
San Jose	23	0	4	4	8
St. Louis	24	0	2	2	23
Tampa Bay	6	2	0	2	0
Toronto	7	0	0	0	0
Vancouver	37	1	5	6	40
Washington	6	0	1	1	2
Winnipeg	6	0	2	2	0
457	10	53	63	375	

SMID NHL HIGHLIGHTS

FIRSTS		
First GP	10/05/2006	EDM 3 vs. CGY 1
First Asst	10/12/2006	EDM 6 vs. SJ 4
First Goal	02/22/2007	EDM 4 @ CBJ 0 (Fredrik Norrena)
MOSTS		
Goals	1 (10X)	MOST RECENTLY 03/30/2013 EDM 4 vs. VAN 0
Assists	2 (3X)	11/02/2011 EDM 3 vs. VAN 4
Points	2 (5X)	03/25/2012 EDM 6 vs. CBJ 3
SOG	4 (3X)	02/02/2011 EDM 1 vs. LAK 3
PIM	23 (1X)	01/24/2013 EDM 2 vs. LAK 1
Hat Tricks	0	
Multi-Pt Games	5	03/25/2012 EDM 6 vs. CBJ 3 (1G-1A)
LONGEST PERSONAL STREAKS		
Goals	1 (4X)	12/05/2009 EDM 3 @ DAL 2 (1G)
Assists	3 (1X)	02/28/2009- 03/05/2009 (4A)
Pts	3 (1X)	02/28/2009- 03/05/2009 (0G-4A)



RYAN SMYTH | 94

POSITION: LEFT WING **SHOOTS:** LEFT

HEIGHT: 6-2 **WEIGHT:** 191 **DOB:** FEB. 21, 1976

BIRTHPLACE: BANFF, ALBERTA

ACQUIRED: Edmonton's 1st choice, 6th overall, in the 1994 NHL Entry Draft.

CONTRACT STATUS: Signed through 2013-14 season.

2012-13 HIGHLIGHTS

- Posted two multipoint games.
- Scored 1st goal of the season Feb. 4 vs. VAN
- Played a season high 22:35 of ice time Feb. 23 vs. PHX

CAREER HIGHLIGHTS

- Was the only Oiler to appear in all 82 games (2011-12)
- Recorded his 800th career NHL point (assist) on Feb. 27 @ WPG (2011-12)
- Posted an assist on Mar. 14 vs. CBJ to tie Kevin Lowe for 7th in all-time Oilers assists (309) (2011-12)
- Recorded 400th NHL assist Feb. 26 vs. COL (2010-11)
- Scored 20th goal Feb. 23 @ ANA (11th time he's scored 20 goals in season) (2010-11)
- Earned 50th career game winning goal Jan. 8 vs. CBJ (2010-11)
- Played and scored goal in 1,000th NHL game Nov. 6 vs. NSH (became 257th player in NHL history to play 1,000 games) (2010-11)
- Has 165 career multi-point games (118 two-point games, 39 three-point games, eight four-point games) (2010-11)
- Tied for club lead in points, second on club in plus-minus (+3) (2010-11 Playoffs)
- Kings Best Newcomer (Mark Bavis Memorial Award) (2009-10)
- Tied for 1st on Colorado in points, power play goals (10) and game winning goals (3) (2008-09)
- Led Colorado in assists, second in goals (2008-09)
- Reached 20-goal mark for 9th time in career (2008-09)
- Earned 600th NHL point (assist) March 24 vs. CGY (2007-08)
- Played in 800th NHL game Nov. 1 vs. PIT (2007-08)
- Scored 30 goals for second straight year (fourth 30-goal season) (2006-07)
- 5th career hat trick and earned 500th NHL point Oct. 12 vs. SJ (2006-07)
- Hat trick was scored in 2:01, breaking Wayne Gretzky's club record (2:18) for fastest hat trick in Edmonton history (2006-07)
- Led Edmonton in goals (2005-06)
- Moved past Paul Coffey into fifth place on Edmonton's all-time goal-scoring list with 210th goal as an Oiler Dec. 1 vs. VAN (2005-06)
- Earned 200th NHL goal Oct. 28 @ DAL (2005-06)

- Led Edmonton in goals, assists, points, power play goals (8), shots (245) and game winning goals (6) (2003-04)
- Earned 400th career NHL point Jan. 24 vs. NSH (2003-04)
- Appeared in 600th NHL game Jan. 5 @ NJD (2003-04)
- Led Edmonton in goals, points and shots (199) (2002-03)
- Led Edmonton in goals, power play goals (11), game winning goals (6) and shots (245) (2000-01)
- Played in 400th NHL game Jan. 18 @ STL (2000-01)
- Earned 200th NHL point Oct. 27 @ ANA (2000-01)
- Led Edmonton in points and shots (22), tied for club lead in goals (2000-01 Playoffs)
- Led Edmonton in goals and shots (238), tied club lead in power play goals (11) (1999-00)
- Earned 100th NHL goal March 19 vs. CGY (became 13th player in Oilers history to reach 100 goals) (1999-00)
- Played in 200th NHL game Oct. 17 @ NJ (1998-99)
- Led Edmonton in goals, tied club lead in points (1998-99 Playoffs)
- Tied for Edmonton lead in power play goals (10) and shots (205), second on club in goals (1997-98)
- His 20 power play goals tied Edmonton franchise record (Wayne Gretzky in 1983-84) (1996-97)
- 1st career hat trick Oct. 8 @ TOR (1996-97)
- Led Edmonton in game winning goals (2), tied for club lead in goals (1996-97 Playoffs)
- Recorded 1st career NHL goal (PPG) Nov. 24 @ CGY (1995-96)
- Made NHL debut Jan. 22 at Great Western Forum @ LA (1994-95)
- Recalled from Moose Jaw (WHL) Jan. 12 for start of abbreviated 1994-95 season. (1994-95)

INTERNATIONAL HIGHLIGHTS

- Played for Team Canada at the 2006 Olympics in Torino and won gold at the 2002 Olympics in Salt Lake City.
- Played for Team Canada at the World Hockey Championships in 2010, 2005 (captain/won silver), 2004 (captain/won gold), 2003 (captain/won gold, 2002 (captain), 2001 (captain), 2000 and 1999.
- Won gold with Team Canada at the World Junior Hockey Championship in 1995
- Won gold with Team Canada in 2004 at the World Cup of Hockey



SMYTH CAREER STATISTICS

SEASON	TEAM	LEAGUE	REGULAR SEASON					PLAYOFFS				
			GP	G	A	PTS	PIM	GP	G	A	PTS	PIM
1991-92	Moose Jaw	WHL	2	0	0	0	0	-	-	-	-	-
1992-93	Moose Jaw	WHL	64	19	14	33	59	-	-	-	-	-
1993-94	Moose Jaw	WHL	72	50	55	105	88	-	-	-	-	-
1994-95	EDMONTON	NHL	3	0	0	0	0	-	-	-	-	-
	Moose Jaw	WHL	50	41	45	86	66	10	6	9	15	22
	Canada	WJHC	7	2	5	7	4	-	-	-	-	-
1995-96	EDMONTON	NHL	48	2	9	11	28	-	-	-	-	-
	Cape Breton	AHL	9	6	5	11	4	-	-	-	-	-
1996-97	EDMONTON	NHL	82	39	22	61	76	12	5	5	10	12
1997-98	EDMONTON	NHL	65	20	13	33	44	12	1	3	4	16
1998-99	EDMONTON	NHL	71	13	18	31	62	3	3	0	3	0
	Canada	WHL	10	0	2	2	12	-	-	-	-	-
1999-00	EDMONTON	NHL	82	28	26	54	58	5	1	0	1	6
	Canada	WHL	9	3	6	9	0	-	-	-	-	-
2000-01	EDMONTON	NHL	82	31	39	70	58	6	3	4	7	4
	Canada	WHL	7	2	3	5	4	-	-	-	-	-
2001-02	EDMONTON	NHL	61	15	35	50	48	-	-	-	-	-
	Canada	Olympics	6	0	1	1	0	-	-	-	-	-
	Canada	Olympics	7	4	0	4	2	-	-	-	-	-
2002-03	EDMONTON	NHL	66	27	34	61	67	6	2	0	2	16
	Canada	WHL	9	2	2	4	2	-	-	-	-	-
2003-04	EDMONTON	NHL	82	23	36	59	70	-	-	-	-	-
	Canada	WHL	9	2	2	4	2	-	-	-	-	-
2004-05	Canada	World Cup	6	3	1	4	2	-	-	-	-	-
2005-06	EDMONTON	NHL	75	36	30	66	58	24	7	9	16	22
	Canada	Olympics	6	0	1	1	4	-	-	-	-	-
2006-07	EDMONTON	NHL	53	31	22	53	38	-	-	-	-	-
	N.Y. ISLANDERS	NHL	18	5	10	15	14	5	1	3	4	4
2007-08	COLORADO	NHL	55	14	23	37	50	8	2	3	5	2
2008-09	COLORADO	NHL	77	26	33	59	62	-	-	-	-	-
2009-10	LOS ANGELES	NHL	67	22	31	53	42	6	1	1	2	6
	Canada	WHL	8	0	0	0	0	-	-	-	-	-
2010-11	LOS ANGELES	NHL	82	23	24	47	35	6	2	3	5	0
2011-12	EDMONTON	NHL	82	19	27	46	82	-	-	-	-	-
2012-13	EDMONTON	NHL	47	2	11	13	40	-	-	-	-	-
	NHL TOTALS		1198	376	443	819	932	93	28	31	59	88

SMYTH VS NHL

OPPONENT	GP	G	A	PTS	PIM
Anaheim	65	10	20	30	75
Boston	21	5	5	10	20
Buffalo	17	6	6	12	12
Calgary	84	22	26	48	66
Carolina	18	5	6	11	16
Chicago	59	19	22	41	26
Colorado	74	26	29	55	63
Columbus	45	18	26	44	30
Dallas	60	14	23	37	28
Detroit	60	14	15	29	56
Edmonton	19	2	5	7	8
Florida	18	9	12	21	4
Los Angeles	55	25	24	49	34
Minnesota	61	20	24	44	65
Montréal	25	8	9	17	22
Nashville	49	17	22	39	36
New Jersey	16	4	5	9	16
NY Islanders	20	6	3	9	12
NY Rangers	23	8	4	12	16
Ottawa	23	7	6	13	17
Philadelphia	20	4	9	13	12
Phoenix	62	25	35	60	24
Pittsburgh	19	4	11	15	23
San Jose	66	22	18	40	70
St. Louis	57	23	17	40	39
Tampa Bay	18	5	9	14	14
Toronto	33	13	8	21	26
Vancouver	80	23	28	51	80
Washington	19	6	9	15	16
Winnipeg	12	6	7	13	6
1198	376	443	819	932	

SMYTH NHL HIGHLIGHTS

FIRSTS

First GP 01/22/1995
 First Goal 11/24/1995
 First Goal versus

EDM 4 @ LA 3
 EDM 5 @ CGY 2
 Kidd, Trevor
 @ 4:24 of period 2
 EDM 2 @ VAN 6

First Asst 12/05/1995

MOSTS

Goals 3 (5X)

Assists 3 (10X)

Points 4 (8X)

SOG 11 (2X)

PIM 19 (1X)

Hat Tricks 5

Multi-Pt Games 179

LONGEST PERSONAL STREAKS


Goals 5 (2X)

Assists 6 (1X)

Pts 8 (2X)

MOST RECENTLY

10/12/2006
 EDM 6 vs. SJ 4
 12/23/2008
 COL 5 vs. PHO 4
 11/02/2009
 LA 5 @ PHO 3 (2G-2A)
 10/16/2007
 COL 5 vs. CGY 4
 02/17/1997
 EDM 1 @ ANA 5
 10/12/2006
 EDM 6 vs. SJ 4 (3G)
 04/26/2013
 EDM 6 @ MIN 1 (2A)



NAIL YAKUPOV | 64

POSITION: RIGHT WING SHOOTS: LEFT

HEIGHT: 6-0 WEIGHT: 186 DOB: OCT. 6, 1993

BIRTHPLACE: NIZHNEKAMSK, RUSSIA



@nail10_1993

ACQUIRED: Edmonton's 1st choice, 1st overall, in 2012 NHL Entry Draft.

CONTRACT STATUS: Signed through 2014-15 season.

2012-13 HIGHLIGHTS

- Led the Oilers in goals (17) and finished 4th on the team in points (31)
- Led the team in power play goals (6)
- Ranked 1st on the Oilers in shooting percentage (21.0%)
- Scored his 1st NHL goal Jan. 22 vs. SJ
- Recorded his 1st career multipoint game Apr. 1 vs. CGY (1G, 1A)
- Registered his 1st career hat-trick on Apr. 27 vs. VAN

JUNIOR HIGHLIGHTS

- Appeared in 42 games with Sarnia collecting 69 points (31G, 38A) **(2011-12)**
- Led the Sting in points-per-game average (1.64), plus minus (+15) and power play goals (12) **(2011-12)**
- Played in 65 games leading Sarnia with 101 points **(2010-11)**
- Named CHL Rookie of the Year **(2010-11)**
- Named to the CHL's First All-Rookie Team **(2010-11)**
- Awarded the Emms Family Award for OHL Rookie of the Year **(2010-11)**

INTERNATIONAL HIGHLIGHTS

- Recorded nine assists in seven games at the 2012 IIHF World Junior Hockey Championship
- Tallied eight points (3G, 5A) in seven games with Russia as they hosted the 2013 World Junior Hockey Championship



YAKUPOV CAREER STATISTICS

SEASON	TEAM	LEAGUE	REGULAR SEASON					PLAYOFFS				
			GP	G	A	PTS	PIM	GP	G	A	PTS	PIM
2010-11	Sarnia	OHL	65	49	52	101	71	-	-	-	-	-
2011-12	Sarnia	OHL	42	31	38	69	30	4	2	3	5	4
	Russia	WJHC	7	0	9	9	6	-	-	-	-	-
2012-13	EDMONTON	NHL	48	17	14	31	24	-	-	-	-	-
	Nizhnekamsk	KHL	22	10	8	18	33	-	-	-	-	-
	Russia	WJHC	7	3	5	8	0	-	-	-	-	-
	NHL TOTALS		48	17	14	31	24	-	-	-	-	-

YAKUPOV VS NHL

OPPONENT	GP	G	A	PTS	PIM
Anaheim	3	0	1	1	0
Boston	0	0	0	0	0
Buffalo	0	0	0	0	0
Calgary	4	3	1	4	2
Carolina	0	0	0	0	0
Chicago	3	2	1	3	0
Colorado	5	2	1	3	0
Columbus	3	0	1	1	4
Dallas	3	0	1	1	4
Detroit	3	0	1	1	2
Edmonton	0	0	0	0	0
Florida	0	0	0	0	0
Los Angeles	3	1	1	2	0
Minnesota	4	3	1	4	0
Montréal	0	0	0	0	0
Nashville	3	0	0	0	0
New Jersey	0	0	0	0	0
NY Islanders	0	0	0	0	0
NY Rangers	0	0	0	0	0
Ottawa	0	0	0	0	0
Philadelphia	0	0	0	0	0
Phoenix	3	2	1	3	4
Pittsburgh	0	0	0	0	0
San Jose	3	1	2	3	2
St. Louis	3	0	1	1	2
Tampa Bay	0	0	0	0	0
Toronto	0	0	0	0	0
Vancouver	5	3	1	4	4
Washington	0	0	0	0	0
Winnipeg	0	0	0	0	0
TOTALS	48	17	14	31	24

YAKUPOV NHL HIGHLIGHTS

FIRSTS

First GP	01/20/13	EDM 3 @ VAN 2 (SO)
First Assist	01/31/13	EDM 2 vs. SJ 3 (SO)
First Goal	01/22/13	EDM 3 vs. SJ 6


MOSTS

Goals	3(1X)	04/27/13 EDM 7 vs. VAN 2
Assists	1(14X)	04/16/13 EDM 3 vs. MIN 5
Points	3(1X)	04/27/13 EDM 7 vs. VAN 2
SOG	6(1X)	04/27/13 EDM 7 vs. VAN 2
PIM	4(3X)	04/10/13 EDM 1 vs. PHX 3
Hat Tricks	1	EDM 7 vs. VAN 2
Multi-Pt Games	5	04/27/13 EDM 7 vs. VAN 2

MOST RECENTLY

LONGEST PERSONAL STREAKS

Goals	1(3X)	04/24/13 – 04/27/13
Assists	1(2X)	04/06/13 – 04/08/13
Points	1(3X)	04/24/13 – 04/27/13 (6G)



CAMERON ABNEY RIGHT WING

6'5" 219 lbs. Shoots: Right Born: May 23, 1991; Aldergrove, BC

REGULAR SEASON								PLAYOFFS				
SEASON	TEAM	LEAGUE	GP	G	A	PTS	PIM	GP	G	A	PTS	PIM
2007-08	Everett	WHL	4	0	0	0	0	-	-	-	-	-
2008-09	Everett	WHL	48	1	3	4	103	5	0	0	0	2
2009-10	Everett	WHL	34	3	3	6	60	0	0	0	0	0
	Edmonton	WHL	34	3	4	7	63	0	0	0	0	0
2010-11	Edmonton	WHL	60	7	13	20	72	4	1	0	1	6
2011-12	Stockton	ECHL	29	2	3	5	132	-	-	-	-	-
	Oklahoma City	AHL	14	0	0	0	24	3	0	0	0	12
2012-13	Stockton	ECHL	36	5	3	8	58	6	0	0	0	8
	Oklahoma City	AHL	4	0	0	0	14	-	-	-	-	-
WHL TOTALS			180	14	23	37	298	9	1	0	1	8
ECHL TOTALS			65	7	6	13	190	6	0	0	0	8
AHL TOTALS			18	0	0	0	38	3	0	0	0	12

Edmonton's 3rd round selection, 82nd overall, in the 2009 NHL Draft.




WILL ACTON LEFT WING

6'1" 199 lbs. Shoots: Left Born: July 16, 1987; Edina, MN

REGULAR SEASON								PLAYOFFS				
SEASON	TEAM	LEAGUE	GP	G	A	PTS	PIM	GP	G	A	PTS	PIM
2007-08	Lake Superior	CCHA	36	6	7	13	22	-	-	-	-	-
2008-09	Lake Superior	CCHA	38	7	9	16	53	-	-	-	-	-
2009-10	Lake Superior	CCHA	36	10	14	24	39	-	-	-	-	-
2010-11	Lake Superior	CCHA	34	9	15	24	18	-	-	-	-	-
	Toronto	AHL	5	0	0	0	0	-	-	-	-	-
	Reading	ECHL	1	0	0	0	0	-	-	-	-	-
2011-12	Toronto	AHL	69	7	9	16	58	17	1	1	2	9
2012-13	Toronto	AHL	67	8	11	19	60	9	4	2	6	12
CCHA TOTALS			144	32	45	77	132	-	-	-	-	-
ECHL TOTALS			1	0	0	0	0	-	-	-	-	-
AHL TOTALS			141	15	20	35	118	26	5	3	8	21

Signed as a free agent on July 5, 2013



MARK ARCOBELLO CENTRE

5'8" 166 lbs. Shoots: Right Born: August 12, 1988; Bloomfield Hills, MI


REGULAR SEASON								PLAYOFFS				
SEASON	TEAM	LEAGUE	GP	G	A	PTS	PIM	GP	G	A	PTS	PIM
2006-07	Yale University	ECAC	29	10	14	24	49	-	-	-	-	-
2007-08	Yale University	ECAC	34	7	14	21	40	-	-	-	-	-
2008-09	Yale University	ECAC	34	17	18	35	68	-	-	-	-	-
2009-10	Yale University	ECAC	34	15	21	36	46	-	-	-	-	-
2010-11	Stockton	ECHL	33	7	13	20	10	-	-	-	-	-
2010-11	Oklahoma City	AHL	26	11	11	22	4	6	1	1	2	0
2011-12	Oklahoma City	AHL	73	17	26	43	28	14	5	8	13	6
2012-13	Oklahoma City	AHL	74	22	46	68	48	17	12	8	20	14
	EDMONTON	NHL	1	0	0	0	0	-	-	-	-	-
	ECAC TOTALS		131	49	67	116	203	-	-	-	-	-
	ECHL TOTALS		33	7	13	20	10	-	-	-	-	-
	AHL TOTALS		173	50	83	133	80	37	18	17	35	20
	NHL TOTALS		1	0	0	0	0	-	-	-	-	-

Signed as a free agent by Edmonton on June 16, 2013.

**RICHARD BACHMAN** GOALTENDER**5'10" 176 lbs. Catches: Left Born: July 25, 1987; Salt Lake City, UT**

REGULAR SEASON											PLAYOFFS						
SEASON	TEAM	LEAGUE	GP	W	L	OTL	MINS	GA	SO	GAA	GP	W	L	MINS	GA	SO	GAA
2007-08	Colorado	WCHA	35	25	9	1	2103	65	4	1.85	-	-	-	-	-	-	-
2008-09	Colorado	WCHA	35	14	11	10	2073	91	3	2.63	-	-	-	-	-	-	-
2009-10	Idaho	ECHL	35	22	7	4	2028	77	4	2.28	8	-	-	-	-	-	-
2010-11	Texas	AHL	8	4	4	0	446	16	1	2.15	-	-	-	-	-	-	-
	Texas	AHL	55	28	19	5	3191	117	6	2.20	6	-	-	-	-	-	-
2011-12	DALLAS	NHL	1	0	0	0	10	0	0	0.00	-	-	-	-	-	-	-
	Texas	AHL	15	7	6	1	844	44	2	3.13	-	-	-	-	-	-	-
2012-13	DALLAS	NHL	18	8	5	1	933	43	1	2.77	-	-	-	-	-	-	-
	Texas	AHL	6	5	1	0	363	14	0	2.31	-	-	-	-	-	-	-
	DALLAS	NHL	13	6	5	0	609	33	0	3.25	-	-	-	-	-	-	-
NHL TOTALS			32	14	10	1	1542	76	1	2.96	-	-	-	-	-	-	-

Signed as an unrestricted free agent on July 6, 2013

**BEN BETKER** DEFENCE**6'5" 204 lbs. Shoots: Left Born: September 29, 1994; Cranbrook, BC**

REGULAR SEASON								PLAYOFFS				
SEASON	TEAM	LEAGUE	GP	G	A	PTS	PIM	GP	G	A	PTS	PIM
2011-12	Westside	BCHL	59	5	13	18	52	-	-	-	-	-
2011-12	Portland	WHL	1	0	0	0	0	-	-	-	-	-
2012-13	Everett	WHL	68	1	5	6	100	-	-	-	-	-
	BCHL TOTALS		59	5	13	18	52	-	-	-	-	-
	WHL TOTALS		69	1	5	6	100	-	-	-	-	-

Edmonton's 6th round selection, 158th overall, in the 2013 NHL Draft.

**TYLER BUNZ** GOALTENDER**6'1" 197 lbs. Catches: Left Born: February 11, 1992; St. Albert, AB**

REGULAR SEASON											PLAYOFFS						
SEASON	TEAM	LEAGUE	GP	W	L	OTL	MINS	GA	SO	GAA	GP	W	L	MINS	GA	SO	GAA
2007-08	Medicine Hat	WHL	1	1	0	0	60	3	0	3.00	-	-	-	-	-	-	-
2008-09	Medicine Hat	WHL	22	9	6	1	1007	58	0	3.46	2	0	1	73	6	0	4.93
2009-10	Medicine Hat	WHL	57	31	19	5	3214	156	2	2.91	12	6	6	720	35	0	2.92
2010-11	Medicine Hat	WHL	56	35	13	8	3350	138	3	2.47	10	4	6	566	28	1	2.97
2011-12	Medicine Hat	WHL	61	39	17	5	3616	155	3	2.57	8	4	4	496	23	1	2.78
2012-13	Stockton	ECHL	37	16	6	4	2130	119	1	3.35	4	-	-	-	-	-	-
	Oklahoma City	AHL	1	0	0	0	28	5	0	10.56	-	-	-	-	-	-	-
	WHL TOTALS		197	115	55	19	11247	510	8	2.72	32	14	17	1855	92	2	2.98
	ECHL TOTALS		37	16	6	4	2130	119	1	3.35	4	-	-	-	-	-	-
	AHL TOTALS		1	0	0	0	28	5	0	10.56	-	-	-	-	-	-	-

Edmonton's 5th round selection, 121st overall, in the 2010 NHL Draft.



EVAN CAMPBELL LEFT WING

6'2" 190 lbs. Shoots: Left Born: March 1, 1993; Port Coquitlam, BC

REGULAR SEASON								PLAYOFFS				
SEASON	TEAM	LEAGUE	GP	G	A	PTS	PIM	GP	G	A	PTS	PIM
2010-11	Cowichan	BCHL	1	0	0	0	0	-	-	-	-	-
2011-12	Coquitlam	BCHL	17	1	1	2	17	-	-	-	-	-
2011-12	Langley	BCHL	31	11	8	19	18	-	-	-	-	-
2012-13	Langley	BCHL	51	20	46	66	46	-	-	-	-	-
BCHL TOTALS			100	32	55	87	81	-	-	-	-	-

Edmonton's 5th round selection, 128th overall, in the 2013 NHL Draft




GREG CHASE CENTRE

6'0" 205 lbs. Shoots: Right Born: January 1, 1995; Sherwood Park, AB

REGULAR SEASON								PLAYOFFS				
SEASON	TEAM	LEAGUE	GP	G	A	PTS	PIM	GP	G	A	PTS	PIM
2010-11	Calgary	WHL	5	0	0	0	6	-	-	-	-	-
2011-12	Calgary	WHL	60	6	22	28	41	5	1	1	2	11
2012-13	Calgary	WHL	69	17	32	49	58	17	3	7	10	24
WHL TOTALS			134	23	54	77	105	22	4	8	12	35

Edmonton's 7th round selection, 188th overall, in the 2013 NHL Draft



BRANDON DAVIDSON DEFENCE

6'2" 210 lbs. Shoots: Left Born: August 21, 1991; Lethbridge, AB

REGULAR SEASON								PLAYOFFS				
SEASON	TEAM	LEAGUE	GP	G	A	PTS	PIM	GP	G	A	PTS	PIM
2009-10	Regina	WHL	59	1	33	34	37	-	-	-	-	-
2010-11	Regina	WHL	72	8	44	52	71	-	-	-	-	-
	Oklahoma City	AHL	1	0	0	0	0	1	0	0	0	0
2011-12	Regina	WHL	69	13	36	49	83	4	0	1	1	6
2012-13	Oklahoma City	AHL	26	2	3	5	14	17	0	6	6	2
	Stockton	ECHL	11	7	5	12	4	-	-	-	-	-
WHL TOTALS			200	22	102	144	191	4	0	1	1	6
AHL TOTALS			27	2	3	5	14	18	0	6	6	0

Edmonton's 6th round selection, 162nd overall, in the 2010 NHL Draft.

**TRAVIS EWANYK** CENTRE**6'1" 196 lbs. Shoots: Left Born:** March 29, 1993; St. Albert, AB

REGULAR SEASON								PLAYOFFS				
SEASON	TEAM	LEAGUE	GP	G	A	PTS	PIM	GP	G	A	PTS	PIM
2008-09	Edmonton	WHL	2	0	0	0	0	3	0	0	0	0
2009-10	Edmonton	WHL	42	1	4	5	45	-	-	-	-	-
2010-11	Edmonton	WHL	72	16	11	27	126	4	0	0	0	13
2011-12	Edmonton	WHL	11	1	3	4	8	20	3	2	5	10
2012-13	Edmonton	WHL	58	8	15	23	119	22	6	4	10	26
WHL TOTALS			185	26	33	59	298	49	6	15	49	

Edmonton's 4th round selection, 74th overall in the 2011 NHL Draft.

**TAYLOR FEDUN** DEFENCE**6'0" 198 lbs. Shoots: Right Born:** June 4, 1988; Edmonton, AB


REGULAR SEASON								PLAYOFFS				
SEASON	TEAM	LEAGUE	GP	G	A	PTS	PIM	GP	G	A	PTS	PIM
2005-06	Fort Saskatchewan	AJHL	60	13	18	31	72	-	-	-	-	-
2006-07	Spruce Grove	AJHL	50	10	33	43	2	10	3	5	8	0
2007-08	Princeton	ECAC	32	4	10	14	32	-	-	-	-	-
2008-09	Princeton	ECAC	35	3	12	15	50	-	-	-	-	-
2009-10	Princeton	ECAC	31	3	14	17	34	-	-	-	-	-
2010-11	Princeton	ECAC	29	10	12	22	38	-	-	-	-	-
2011-12	Oklahoma City	AHL	-	-	-	-	-	-	-	-	-	-
2012-13	Oklahoma City	AHL	70	8	19	27	30	17	3	3	6	6
AJHL TOTALS			110	23	51	74	74	10	3	5	8	0
ECAC TOTALS			127	20	48	68	154	-	-	-	-	-
AHL TOTALS			70	8	19	27	30	17	3	3	6	6

Signed contract extension on July 20, 2013.

**MARTIN GERNAT** DEFENCE**6'3" 197 lbs. Shoots: Left Born:** April 11, 1993; Kosice, SVK

REGULAR SEASON								PLAYOFFS				
SEASON	TEAM	LEAGUE	GP	G	A	PTS	PIM	GP	G	A	PTS	PIM
2009-10	Kosice	SVK U1841	4	24	28	22	-	-	-	-	-	-
2010-11	Kosice	SVK U2028	3	15	18	20	12	3	3	6	10	-
2011-12	Edmonton	WHL	60	9	46	55	46	20	7	6	13	8
2012-13	Edmonton	WHL	23	3	10	13	14	22	6	11	17	6
WHL TOTALS			83	12	56	68	60	42	13	17	30	14
SVK TOTALS			69	7	39	46	42	12	3	3	6	10

Edmonton's 5th round selection, 122nd overall, in the 2011 NHL Draft.

**ERIK GUSTAFSSON** DEFENCE**6'0" 204 lbs. Shoots: Left Born:** March 14, 1992; Nynashamn, SWE

REGULAR SEASON								PLAYOFFS				
SEASON	TEAM	LEAGUE	GP	G	A	PTS	PIM	GP	G	A	PTS	PIM
2011-12	Stockholm	SEL	41	3	4	7	16	-	-	-	-	-
2012-13	Stockholm	SEL	49	7	16	23	52	-	-	-	-	-
SEL TOTALS			90	10	20	30	68	-	-	-	-	-

Edmonton's 4th round selection, 93rd overall, in the 2012 NHL Draft.



CURTIS HAMILTON LEFT WING

6'2" 208 lbs. Shoots: Left Born: December 4, 1991; Tacoma, WA

REGULAR SEASON										PLAYOFFS				
SEASON	TEAM	LEAGUE	GP	G	A	PTS	PIM	GP	G	A	PTS	PIM		
2006-07	Saskatoon	WHL	2	0	0	0	0	-	-	-	-	-		
2007-08	Saskatoon	WHL	68	14	13	27	43	-	-	-	-	-		
2008-09	Saskatoon	WHL	58	20	28	48	24	7	1	1	2	2		
2009-10	Saskatoon	WHL	26	7	9	16	6	5	2	1	3	6		
2010-11	Saskatoon	WHL	62	26	56	82	22	10	4	7	11	4		
2011-12	Oklahoma City	AHL	41	5	6	11	8	2	0	0	0	2		
2012-13	Oklahoma City	AHL	61	5	4	9	10	1	0	0	0	0		
AHL TOTALS			102	10	10	20	18	3	0	0	0	2		
WHL TOTALS			216	67	106	173	95	22	7	9	16	12		

Edmonton's 2nd round selection, 48th overall, in the 2010 NHL Entry Draft.




RYAN HAMILTON LEFT WING

6'2" 219 lbs. Shoots: Left Born: April 15, 1985; Oshawa, ON

REGULAR SEASON										PLAYOFFS				
SEASON	TEAM	LEAGUE	GP	G	A	PTS	PIM	GP	G	A	PTS	PIM		
2006-07	Houston	AHL	62	7	9	16	36	-	-	-	-	-		
2007-08	Houston	AHL	72	20	19	39	38	2	1	0	1	0		
2008-09	Houston	AHL	29	8	4	12	24	-	-	-	-	-		
	Houston	AHL	36	7	6	13	33	6	1	2	3	4		
2009-10	Toronto	AHL	47	16	9	25	37	-	-	-	-	-		
2010-11	Toronto	AHL	45	16	12	28	21	-	-	-	-	-		
2011-12	Toronto	AHL	74	25	26	51	36	17	2	3	5	6		
	TORONTO	NHL	2	0	1	1	2	-	-	-	-	-		
2012-13	Toronto	AHL	56	30	18	48	31	4	1	1	2	0		
	TORONTO	NHL	10	0	2	2	0	2	0	1	1	0		
AHL TOTALS			421	129	103	232	256	29	5	6	11	10		
NHL TOTALS			12	0	3	3	2	2	0	1	1	0		

Signed as a free agent on July 5, 2013.



JACKSON HOUGH RIGHT WING

6'0" 192 lbs. Shoots: Right Born: February 27, 1995; North Vancouver, BC


REGULAR SEASON										PLAYOFFS				
SEASON	TEAM	LEAGUE	GP	G	A	PTS	PIM	GP	G	A	PTS	PIM		
2011-12	Vancouver	WHL	53	8	12	20	39	6	0	4	4	2		
2012-13	Vancouver	WHL	69	23	34	57	68	-	-	-	-	-		
WHL TOTALS			122	31	46	77	107	6	0	4	4	2		

Edmonton's 4th round selection, 94th overall, in the 2013 NHL Draft.

**KELLEN JONES** FORWARD**5'9" 175 lbs. Shoots: Left Born:** August 16, 1990; Montrose, BC


REGULAR SEASON								PLAYOFFS				
SEASON	TEAM	LEAGUE	GP	G	A	PTS	PIM	GP	G	A	PTS	PIM
2006-07	Vernon	BCHL	2	0	1	1	0	-	-	-	-	-
2007-08	Vernon	BCHL	60	12	55	67	30	-	-	-	-	-
2008-09	Vernon	BCHL	51	15	37	52	16	-	-	-	-	-
2009-10	Vernon	BCHL	41	12	41	53	18	-	-	-	-	-
2010-11	Quinnipiac	ECAC	38	8	14	22	33	-	-	-	-	-
2011-12	Quinnipiac	ECAC	36	14	22	36	39	-	-	-	-	-
2012-13	Quinnipiac	ECAC	43	13	14	27	24	-	-	-	-	-
BCHL TOTALS			154	39	134	173	64	-	-	-	-	-
ECAC TOTALS			117	35	50	85	96	-	-	-	-	-

Edmonton's 7th round selection, 202nd overall, in the 2010 NHL Entry Draft

**KALE KESSEY** LEFT WING**6'3" 208 lbs. Shoots: Left Born:** December 4, 1992; Shaunavon, SK

REGULAR SEASON								PLAYOFFS				
SEASON	TEAM	LEAGUE	GP	G	A	PTS	PIM	GP	G	A	PTS	PIM
2008-09	Medicine Hat	WHL	9	0	0	2	0	12	1	3	4	10
2009-10	Medicine Hat	WHL	70	11	18	29	123	14	3	3	6	37
2010-11	Medicine Hat	WHL	65	10	14	24	129	2	0	1	1	2
2011-12	Medicine Hat	WHL	11	1	3	4	8	20	3	2	5	10
2012-13	Medicine Hat	WHL	2	2	0	2	17	-	-	-	-	-
	Vancouver	WHL	27	7	9	16	45	-	-	-	-	-
	Kamloops	WHL	31	12	13	25	44	15	11	3	14	21
WHL TOTALS			215	43	57	100	356	63	18	12	30	80

Acquired from the Phoenix Coyotes on April 6, 2013, in exchange for Tobias Rieder.

**JUUHAR KHAIRA** LEFT WING**6'3" 210 lbs. Shoots: Left Born:** August 13, 1994; Surrey, BC

REGULAR SEASON								PLAYOFFS				
SEASON	TEAM	LEAGUE	GP	G	A	PTS	PIM	GP	G	A	PTS	PIM
2010-11	Prince George	BCHL	58	10	32	42	21	-	-	-	-	-
2011-12	Prince George	BCHL	54	29	50	79	69	4	0	2	2	2
2012-13	Michigan Tech	WCHA	37	6	19	25	49	-	-	-	-	-
BCHL TOTALS			112	39	82	123	90	4	0	2	2	2
WCHA TOTALS			37	6	19	25	49	-	-	-	-	-

Edmonton's 3rd round selection, 63rd overall, in the 2012 NHL Draft.



OSCAR KLEFBOM DEFENCE

6'3" 213 lbs. Shoots: Left Born: July 20, 1993; Karlstad, SWE

REGULAR SEASON								PLAYOFFS				
SEASON	TEAM	LEAGUE	GP	G	A	PTS	PIM	GP	G	A	PTS	PIM
2010-11	Farjestads BK	SEL	23	1	1	2	2	-	-	-	-	-
2011-12	Farjestads BK	J20	15	1	3	4	0	-	-	-	-	-
	Farjestads BK	SEL	33	2	0	2	4	11	0	1	1	2
2012-13	Farjestads BK	SEL	11	0	3	3	2	-	-	-	-	-
	J20 TOTALS		15	1	3	4	0	-	-	-	-	-
	SEL TOTALS		67	3	4	7	8	11	0	1	1	2

Edmonton's 2nd choice (1st round), 19th overall, in the 2011 NHL Draft.



JOEY LALEGGIA DEFENCE

5'10" 186 lbs. Shoots: Left Born: June 24, 1992; Burnaby, BC

REGULAR SEASON								PLAYOFFS				
SEASON	TEAM	LEAGUE	GP	G	A	PTS	PIM	GP	G	A	PTS	PIM
2009-10	Penticton Vees	BCHL	54	13	52	65	19	16	2	10	12	8
2010-11	Penticton Vees	BCHL	58	20	62	82	47	9	1	9	10	12
2011-12	University of Denver	WCHA	43	11	27	38	35	-	-	-	-	-
2012-13	University of Denver	WCHA	39	11	18	29	31	-	-	-	-	-
	BCHL TOTALS		112	33	114	147	66	25	3	19	22	20
	NCAA TOTALS		82	22	45	67	66	-	-	-	-	-

Edmonton's 5th round selection, 123rd overall, in the 2012 NHL Entry Draft.



ANTON LANDER CENTRE

6'0" 185 lbs. Shoots: Left Born: April 24, 1991; Sundsvall, Sweden

REGULAR SEASON								PLAYOFFS				
SEASON	TEAM	LEAGUE	GP	G	A	PTS	PIM	GP	G	A	PTS	PIM
2007-08	Timrå IK	SEL	32	1	2	3	4	10	0	0	0	0
2008-09	Timrå IK	SEL	47	4	6	10	12	7	0	0	0	4
2009-10	Timrå IK	SEL	49	7	9	16	14	-	-	-	-	-
2010-11	Timrå IK	SEL	49	11	15	26	38	-	-	-	-	-
2011-12	Oklahoma City	AHL	14	1	4	5	10	14	2	2	4	4
	EDMONTON	NHL	56	2	4	6	12	-	-	-	-	-
2012-13	Oklahoma City	AHL	47	9	11	20	22	8	5	3	8	4
	EDMONTON	NHL	11	0	1	1	2	-	-	-	-	-
	SEL TOTALS		177	23	32	55	68	17	0	0	0	4
	AHL TOTALS		61	10	15	25	32	22	7	5	12	8
	NHL TOTALS		67	2	5	7	14	-	-	-	-	-

Edmonton's 2nd round selection, 40th overall, in the 2009 NHL Entry Draft.

**MARTIN MARINCIN** DEFENCE**6'4" 188 lbs. Shoots: Left** Born: February 18, 1992; Kosice, SVK


SEASON	TEAM	LEAGUE	REGULAR SEASON					PLAYOFFS				
			GP	G	A	PTS	PIM	GP	G	A	PTS	PIM
2009-10	Slovakia U20	SVK	35	2	4	6	71	-	-	-	-	-
2010-11	Prince George	WHL	67	14	42	56	65	4	1	4	5	6
	Oklahoma City	AHL	1	0	0	0	2	-	-	-	-	-
2011-12	Prince George	WHL	30	4	13	17	25	-	-	-	-	-
	Regina	WHL	28	7	16	23	10	5	2	0	2	6
	Oklahoma City	AHL	6	0	1	1	2	-	-	-	-	-
2012-13	Oklahoma City	AHL	69	7	23	30	40	17	1	6	7	2
	WHL TOTALS		125	25	71	96	100	9	3	4	7	12
	SVK TOTALS		35	2	4	6	71	-	-	-	-	-
	AHL TOTALS		76	7	24	31	44	17	1	6	7	2

Edmonton's 2nd round selection, 46th overall, in the 2010 NHL Draft.

**RYAN MARTINDALE** CENTRE**6'3" 202 lbs. Shoots: Left** Born: October 27, 1991; Brooklin, ON

SEASON	TEAM	LEAGUE	REGULAR SEASON					PLAYOFFS				
			GP	G	A	PTS	PIM	GP	G	A	PTS	PIM
2007-08	Ottawa	OHL	64	8	9	17	18	4	0	0	0	2
2008-09	Ottawa	OHL	53	23	24	47	14	7	2	1	3	7
2009-10	Ottawa	OHL	61	19	41	60	37	12	4	5	9	6
2010-11	Ottawa	OHL	65	34	49	83	28	4	3	2	5	2
2011-12	Oklahoma City	AHL	16	0	2	2	4	-	-	-	-	-
2011-12	Stockton	ECHL	34	6	9	15	10	-	-	-	-	-
2012-13	Oklahoma City	AHL	41	6	8	14	10	2	0	0	0	0
	Stockton	ECHL	5	2	0	2	0	-	-	-	-	-
	AHL TOTALS		57	6	10	16	14	2	0	0	0	0
	ECHL TOTALS		39	7	9	17	10	-	-	-	-	-
	OHL TOTALS		243	84	123	207	97	27	9	8	17	17

Edmonton's 3rd round selection, 61st overall, in the 2010 NHL Entry Draft.

**JOHN McCARRON** RIGHT WING**6'2" 228 lbs. Shoots: Right** Born: April 16, 1992; Macomb, MI

SEASON	TEAM	LEAGUE	REGULAR SEASON					PLAYOFFS				
			GP	G	A	PTS	PIM	GP	G	A	PTS	PIM
2008-09	Motor City	NAHL	3	0	0	0	2	-	-	-	-	-
	Lincoln	USHL	19	2	0	2	11	7	0	2	2	4
2009-10	Lincoln	USHL	58	7	19	26	114	-	-	-	-	-
2010-11	Lincoln	USHL	60	24	33	57	113	2	0	0	0	4
2011-12	Cornell	ECAC	35	6	13	19	61	-	-	-	-	-
2012-13	Cornell	ECAC	33	7	12	19	84	-	-	-	-	-
	NAHL TOTALS		3	0	0	0	2	-	-	-	-	-
	USHL TOTALS		137	33	52	85	238	-	-	-	-	-
	NCAA TOTALS		68	13	25	38	145	-	-	-	-	-

Edmonton's 6th round selection, 153rd overall, in the 2012 NHL Draft



ANDREW MILLER CENTRE

5'10" 178 lbs. Shoots: Right Born: September 18, 1988; Bloomfield Hills, MI

REGULAR SEASON								PLAYOFFS				
SEASON	TEAM	LEAGUE	GP	G	A	PTS	PIM	GP	G	A	PTS	PIM
2007-08	Chicago	USHL	59	14	27	41	28	7	2	4	6	4
2008-09	Chicago	USHL	58	32	50	82	76	-	-	-	-	-
2009-10	Yale	ECAC	34	5	29	34	12	-	-	-	-	-
2010-11	Yale	ECAC	36	12	33	45	18	-	-	-	-	-
2011-12	Yale	ECAC	34	7	29	36	8	-	-	-	-	-
2012-13	Yale	ECAC	37	18	23	41	15	-	-	-	-	-
USHL TOTALS			117	46	77	123	104	-	-	-	-	-
ECAC TOTALS			141	42	114	156	53	-	-	-	-	-

Signed as a free agent by Edmonton on April 17, 2013



MITCHELL MOROZ LEFT WING

6'2" 211 lbs. Shoots: Left Born: May 3, 1994; Calgary, AB

REGULAR SEASON								PLAYOFFS				
SEASON	TEAM	LEAGUE	GP	G	A	PTS	PIM	GP	G	A	PTS	PIM
2009-10	Edmonton	WHL	7	0	1	1	2	0	0	0	0	0
2010-11	Edmonton	WHL	1	0	0	0	0	0	0	0	0	0
2011-12	Edmonton	WHL	66	16	9	25	131	20	4	4	8	24
2012-13	Edmonton	WHL	69	13	21	34	140	22	2	5	7	41
WHL TOTALS			143	29	30	59	271	42	6	9	15	65

Edmonton's 2nd round selection, 32nd overall, in the 2012 NHL Draft.



AIDAN MUIR LEFT WING

6'3" 191 lbs. Shoots: Right Born: August 21, 1995; Brampton, ON

REGULAR SEASON								PLAYOFFS				
SEASON	TEAM	LEAGUE	GP	G	A	PTS	PIM	GP	G	A	PTS	PIM
2012-13	Victory Honda AAA	MWEHL	37	17	23	40	41	-	-	-	-	-
MWEHL TOTALS			37	17	23	40	41	-	-	-	-	-

Edmonton's 4th round selection, 113th overall, in the 2013 NHL Draft

**DAVID MUSIL** DEFENCE**6'3" 198 lbs. Shoots: Left Born:** April 9, 1993; Delta, BC

REGULAR SEASON								PLAYOFFS				
SEASON	TEAM	LEAGUE	GP	G	A	PTS	PIM	GP	G	A	PTS	PIM
2009-10	Vancouver	WHL	71	7	25	32	67	16	2	2	4	8
2010-11	Vancouver	WHL	62	6	19	25	83	4	0	1	1	2
2011-12	Vancouver	WHL	59	6	21	27	104	-	-	-	-	-
2012-13	Vancouver	WHL	14	2	6	8	18	-	-	-	-	-
	Edmonton	WHL	48	7	16	23	56	22	0	6	6	26
	WHL TOTALS		254	28	87	115	328	42	2	9	11	36

Edmonton's 2nd round selection, 31st overall, in the 2011 NHL Entry Draft

**DARNELL NURSE** DEFENCE**6'3" 192 lbs. Shoots: Left Born:** February 4, 1995; Hamilton, ON


REGULAR SEASON								PLAYOFFS				
SEASON	TEAM	LEAGUE	GP	G	A	PTS	PIM	GP	G	A	PTS	PIM
2011-12	Sault Ste. Marie	OHL	53	1	9	10	61	-	-	-	-	-
2012-13	Sault Ste. Marie	OHL	68	12	29	41	116	-	-	-	-	-
	OHL TOTALS		121	13	38	51	177	-	-	-	-	-

Edmonton's 1st round selection, 7th overall, in the 2013 NHL Draft.

**TYLER PITLICK** CENTRE**6'2" 192 lbs. Shoots: Right Born:** November 1, 1991; Minneapolis, MN

REGULAR SEASON								PLAYOFFS				
SEASON	TEAM	LEAGUE	GP	G	A	PTS	PIM	GP	G	A	PTS	PIM
2009-10	Minnesota-Mankato	WCHA	38	11	8	19	27	-	-	-	-	-
2010-11	Medicine Hat	WHL	56	27	35	62	31	4	3	2	5	2
2011-12	Oklahoma City	AHL	62	7	16	23	28	13	2	5	7	2
2012-13	Oklahoma City	AHL	44	3	7	10	10	16	2	4	6	8
	WCHA TOTALS		38	11	8	19	27	-	-	-	-	-
	WHL TOTALS		56	27	35	62	31	-	-	-	-	-
	AHL TOTALS		106	10	23	33	38	29	4	9	13	10

Edmonton's 2nd choice , 31st overall, in the 2010 NHL Entry Draft.

**KYLE PLATZER** RIGHT WING**6'0" 188 lbs. Shoots: Right Born:** March 4, 1995; Kitchener, ON

REGULAR SEASON								PLAYOFFS				
SEASON	TEAM	LEAGUE	GP	G	A	PTS	PIM	GP	G	A	PTS	PIM
2011-12	London	OHL	4	0	1	1	0	-	-	-	-	-
2012-13	London	OHL	65	5	17	22	15	21	2	4	6	8
	OHL TOTALS		69	5	18	23	15	21	2	4	6	8

Edmonton's 4th round selection, 96th overall, in the 2013 NHL Draft.



MARC-OLIVIER ROY RIGHT WING

6'0" 172 lbs. Shoots: Left Born: November 5, 1994; Boisbriand, QC

REGULAR SEASON										PLAYOFFS				
SEASON	TEAM	LEAGUE	GP	G	A	PTS	PIM	GP	G	A	PTS	PIM	GP	G
2010-11	Montreal	QMJHL	3	0	1	1	0	-	-	-	-	-	-	-
2011-12	Blainville-Boisbriand	QMJHL	63	17	22	39	29	11	6	8	14	14	-	-
2012-13	Blainville-Boisbriand	QMJHL	65	29	38	67	68	15	6	13	19	10	-	-
QMJHL TOTALS			131	46	61	107	97	26	12	21	33	24		

Edmonton's 2nd round selection, 56th overall, in the 2013 NHL Draft.



OLIVIER ROY GOALTENDER

6'0" 184 lbs. Catches: Left Born: July 12, 1991; Amqui, QC

REGULAR SEASON										PLAYOFFS				
SEASON	TEAM	LEAGUE	GP	W	L	OTL	MINS	GA	SO	GAA	GP	W	L	MINS
2007-08	Cape Breton	QMJHL	47	27	11	3	2428	116	4	2.87	11	5	6	707
2008-09	Cape Breton	QMJHL	54	35	12	3	2935	139	3	2.84	11	7	4	739
2009-10	Cape Breton	QMJHL	54	32	21	3	3155	138	5	2.62	5	1	4	311
2009-10	Springfield	AHL	3	1	1	0	140	6	0	2.57	-	-	-	-
2010-11	Acadie-Bathurst	QMJHL	45	29	13	2	2604	121	2	2.79	3	0	2	105
2011-12	Oklahoma City	AHL	3	1	0	0	128	5	0	2.30	-	-	-	-
2011-12	Stockton	ECHL	40	16	18	5	2388	99	4	2.49	8	4	4	488
2012-13	Oklahoma City	AHL	22	9	9	1	1190	55	0	2.77	-	-	-	-
	Stockton	ECHL	9	7	2	0	545	11	1	1.21	22	-	-	-
AHL TOTALS			28	11	10	1	1458	66	0	2.72	-	-	-	-
ECHL TOTALS			49	23	20	5	2933	110	5	2.25	8	4	4	488
QMJHL TOTALS			200	123	62	8	11122	512	14	2.76	30	13	16	1862

Edmonton's 5th round selection, 133rd overall, in the 2009 NHL Entry Draft.




DILLON SIMPSON DEFENCE

6'1" 197 lbs. Shoots: Left Born: February 10, 1993; Edmonton, AB

REGULAR SEASON										PLAYOFFS				
SEASON	TEAM	LEAGUE	GP	G	A	PTS	PIM	GP	G	A	PTS	PIM	GP	G
2008-09	Spruce Grove	AJHL	1	0	0	0	0	-	-	-	-	-	-	-
2009-10	Spruce Grove	AJHL	58	12	29	41	19	16	0	6	6	4	-	-
2010-11	U of North Dakota	WCHA	30	2	8	10	8	-	-	-	-	-	-	-
2011-12	U of North Dakota	WCHA	42	2	16	18	8	-	-	-	-	-	-	-
2012-13	U of North Dakota	WCHA	42	5	19	24	12	-	-	-	-	-	-	-
AJHL TOTALS			59	12	29	41	19	16	0	6	6	4		
NCAA TOTALS			114	9	43	52	28	-	-	-	-	-		

Edmonton's 4th round selection, 92nd overall, in the 2011 NHL Entry Draft




ANTON SLEPYSHV LEFT WING

6'2" 187 lbs. Shoots: Right Born: May 13, 1994; Penza, RUS

REGULAR SEASON										PLAYOFFS				
SEASON	TEAM	LEAGUE	GP	G	A	PTS	PIM	GP	G	A	PTS	PIM	GP	G
2011-12	Novokuznetsk	KHL	39	4	3	7	2	-	-	-	-	-	-	-
2012-13	Novokuznetsk	KHL	15	3	0	3	2	-	-	-	-	-	-	-
	Ufa	KHL	11	4	2	6	2	14	0	0	0	0	0	0
KHL TOTALS			65	11	15	26	6	14	0	0	0	0		

Edmonton's 3rd round selection, 88th overall, in the 2013 NHL Draft

**FRANS TUOHIMAA** GOALTENDER**6'2" 186 lbs. Catches: Right Born: August 19, 1991; Finland**

REGULAR SEASON											PLAYOFFS						
SEASON	TEAM	LEAGUE	GP	W	L	OTL	MINs	GA	SO	GAA	GP	W	L	MINs	GA	SO	GAA
2009-10	HIFK U20	FNL JR.	20	-	-	-	-	-	-	2.89	12	-	-	-	-	-	2.67
2010-11	Jokerit	FNL JR.	37	-	-	-	2183	-	-	2.14	7	-	-	-	-	-	2.97
2011-12	Jokerit	FNL	18	6	6	5	1042	46	2	2.65	-	-	-	-	-	-	-
2012-13	Jokerit	FNL	13	5	2	6	787	30	0	2.29	-	-	-	-	-	-	-
FNL TOTALS			31	11	8	11	1829	76	2	2.49	-	-	-	-	-	-	-
FNL JR. TOTALS			57	-	-	-	-	-	-	2.45	19	-	-	-	-	-	2.77

Edmonton's 7th round selection, 182nd overall, in the 2011 NHL Entry Draft.

**BOGDAN YAKIMOV** CENTRE**6'4" 222 lbs. Shoots: Left Born: October 4, 1994; Nizhnekamsk, RUS**

REGULAR SEASON								PLAYOFFS				
SEASON	TEAM	LEAGUE	GP	G	A	PTS	PIM	GP	G	A	PTS	PIM
2011-12	Reaktor Nizhnekamsk	MHL	46	15	10	25	10	2	2	1	3	0
2012-13	Dizel Penza	VHL	21	3	6	9	12	-	-	-	-	-
	Izhstal Izhevsk	VHL	16	5	8	13	4	-	-	-	-	-
	Reaktor Nizhnekamsk	MHL	11	6	7	13	2	-	-	-	-	-
MHL TOTALS			57	21	17	38	12	2	2	1	3	0
VHL TOTALS			37	8	14	22	16	-	-	-	-	-

Edmonton's 3rd round selection, 83rd overall, in the 2013 NHL Draft

**DANIIL ZHARKOV** LEFT WING**6'4" 234 lbs. Shoots: Left Born: February 6, 1994; St. Petersburg, RUS**

REGULAR SEASON								PLAYOFFS				
SEASON	TEAM	LEAGUE	GP	G	A	PTS	PIM	GP	G	A	PTS	PIM
2010-11	Tri-City	USHL	36	8	3	11	27	-	-	-	-	-
2011-12	Belleville	OHL	50	23	13	36	25	6	1	2	3	2
2012-13	Belleville	OHL	59	25	18	43	24	17	4	8	12	21
OHL TOTALS			109	48	31	79	49	23	5	10	15	23
USHL TOTALS			36	8	3	11	27	-	-	-	-	-

Edmonton's 3rd round selection, 91st overall, in the 2012 NHL Draft



GOALTENDERS (6)				12-13 TEAM				12-13 TEAM			
NAME	POS	HT	WT	CATCHES	BIRTHDATE	BIRTHPLACE	GP	MIN	GA	GAA	
11 Jason Labarbera	G	6'3"	232	L	01/18/80	Burnaby, BC	15	32	726	2.64	
30 Richard Bachman	G	5'10"	176	L	07/25/87	Salt Lake City, UT	13	33	609	3.25	
33 Ty Rimmer	G	6'0"	183	L	03/23/92	Edmonton, AB	65	204	3836	3.19	
34 Tyler Bunz	G	6'1"	197	L	02/11/92	St. Albert, AB	1	4	58	4.12	
38 Olivier Roy	G	6'0"	184	L	07/12/91	Anqui, QC	37	119	2130	3.35	
40 Devan Dubnyk	G	6'5"	210	L	05/04/86	Regina, SK	1	5	28	10.56	
							22	55	1190	2.77	
							9	11	545	1.21	
							38	90	2101	2.57	
DEFENCE (19)				12-13 TEAM				12-13 TEAM			
NAME	POS	HT	WT	SHOOTS	BIRTHDATE	BIRTHPLACE	GP	6	A	PTS	PIM
2 Jeff Petry	D	6'3"	195	R	12/09/87	Farmington Hills, MI	48	3	9	12	29
5 Ladislav Smid	D	6'3"	203	L	02/01/86	Frydland, CZE	48	1	3	9	55
15 Nick Schultz	D	6'1"	209	L	08/25/82	Strasbourg, SK	48	1	8	9	24
19 Justin Schultz	D	6'2"	188	R	07/06/90	Kelowna, BC	48	8	19	27	8
21 Andrew Ference	D	5'11"	187	L	03/17/79	Edmonton, AB	48	4	9	13	35
36 Philip Larsen	D	6'0"	182	R	12/07/89	Esbjerg, DNK	32	2	3	5	18
37 Denis Grebeshkov	D	6'0"	206	L	10/11/83	Yaroslavl, RUS	46	0	8	8	51
44 Corey Potter	D	6'3"	204	R	01/05/84	Lansing, MI	33	3	1	4	6
59 Brad Hunt	D	5'9"	188	L	08/24/88	Ridge Meadows, BC	65	4	29	33	22
74 Darnell Nurse	D	6'3"	192	L	02/04/95	Hamilton, ON	68	12	29	41	116
77 Anton Belov	D	6'4"	212	L	07/29/86	Ryazan, RUS	46	3	17	26	30
78 Martin Gernat	D	6'3"	197	L	04/11/93	Kosice, SVK	23	3	10	13	14
80 Martin Marinovic	D	6'4"	188	L	02/18/92	Kosice, SVK	69	7	23	30	40
81 Taylor Fedun	D	6'0"	198	R	06/04/88	Edmonton, AB	70	8	19	27	30
82 Joey Leach	D	6'3"	203	L	01/29/92	Wadena, SK	64	6	28	34	52
							1	0	0	2	2
84 Oscar Klefblom	D	6'3"	213	L	07/20/93	Karlstad, SWE	11	0	3	3	2
87 David Musil	D	6'3"	198	L	04/09/93	Delta, BC	14	2	6	8	18
							48	7	16	23	56
							26	2	3	5	14
							11	7	5	12	4
88 Brandon Davidson	D	6'2"	210	L	08/21/91	Lethbridge, AB	68	1	5	6	100
95 Ben Betker	D	6'5"	204	L	09/29/94	Cranbrook, BC					
FORWARDS (37)				12-13 TEAM				12-13 TEAM			
NAME	POS	HT	WT	SHOOTS	BIRTHDATE	BIRTHPLACE	GP	6	A	PTS	PIM
4 Taylor Hall	LW	6'1"	201	L	11/14/91	Edmonton	45	16	34	50	33
6 Jesse Joensuu	LW	6'4"	210	L	10/05/87	Calgary, AB	7	0	2	2	6
							24	11	14	25	83
13 Mike Brown	RW	5'11"	202	R	06/24/85	Assat, Por, FIN	27	1	0	1	53
							12	0	1	1	70
14 Jordan Eberle	RW	5'11"	180	R	05/15/90	Edmonton	48	16	21	37	16



23	Linus Omark	LW	5'10"	187	L	02/05/87	Overtimea, SWE	ZUG (Swiss-A)	48	17	52	69	40
27	Boyd Gordon	C	6'0"	202	R	10/19/83	Unity, SK	PHOENIX	27	4	10	14	8
28	Ryan Jones	LW	6'1"	208	L	06/14/84	Chatham, ON	EDMONTON	28	2	5	7	17
41	Will Acton	C	6'1"	199	L	07/16/87	Edina, MN	Toronto (AHL)	67	8	11	19	60
42	Marc-Olivier Roy	RW	6'0"	172	L	11/05/94	Boisbriand, QC	Everett (WHL)	65	29	38	67	68
43	Reid Petryk	C	6'1"	211	R	02/02/83	Edmonton, AB	Adirondack (AHL)	70	16	24	40	61
45	Matt Ford	RW	6'1"	207	R	10/09/84	West Hills, CA	Springfield (AHL)	35	4	9	13	16
								Peoria (AHL)	18	5	6	11	14
46	Derek Nesbitt	RW	6'0"	197	L	04/16/82	Egmondville, ON	Wilkes-Barre (AHL)	66	26	21	47	18
47	Ty Blicke	RW	6'2"	218	R	04/23/94	Exeter, ON	Windsor (OHL)	1	0	0	0	0
48	Ryan Hamilton	LW	6'2"	219	L	04/15/85	Oshawa, ON	Toronto	10	0	2	2	0
								Toronto (AHL)	56	30	18	48	31
49	Kale Kessy	LW	6'3"	208	L	12/04/92	Shaunavon, SK	Medicine Hat (WHL)	2	2	0	2	17
								Vancouver (WHL)	27	7	9	16	45
								Kamloops (WHL)	31	12	13	25	44
51	Anton Lander	C	6'0"	185	L	04/24/91	Sundsvall, SWE	EDMONTON	11	0	1	1	2
52	Austin Fyten	LW	6'0"	200	L	05/03/91	Sundre, AB	Oklahoma City (AHL)	47	9	11	20	22
								Idaho (ECHL)	46	14	27	41	55
53	Mitchell Moroz	LW	6'2"	211	L	05/03/94	Calgary, AB	Texas (AHL)	11	0	2	2	4
54	Jujhar Khaira	LW	6'3"	210	L	08/13/94	Surrey, BC	Edmonton (WHL)	69	13	21	34	140
55	Ben Eager	LW	6'2"	226	L	01/22/84	Ottawa, ON	Michigan Tech (WCHA)	37	6	19	25	49
								EDMONTON	14	1	1	2	25
								Oklahoma City (AHL)	9	0	2	2	13
57	David Perron	LW	6'0"	198	R	05/28/88	Sherbrooke, QC	ST. LOUIS	48	10	15	25	44
58	Andrew Miller	C	5'10"	178	R	09/18/88	Bloomfield Hills, MI	Yale (ECAC)	37	18	23	41	15
61	Jackson Houck	RW	6'0"	192	R	02/27/95	North Vancouver, BC	Vancouver (WHL)	69	23	34	57	68
62	Mark Arcobello	C	5'8"	166	R	08/12/88	Milford, CT	EDMONTON	1	0	0	0	0
								Oklahoma City (AHL)	73	17	26	43	28
64	Nail Yakupov	RW	6'0"	186	L	10/06/93	Nizhnekamsk, RUS	EDMONTON	48	17	14	31	24
65	C.J. Stretch	C	5'11"	193	R	08/03/89	Irvine, CA	Ontario (ECHL)	60	28	34	62	95
								Oklahoma City (AHL)	17	5	3	8	8
66	Ryan Martindale	C	6'3"	202	L	10/27/91	Oshawa, ON	Stockton (ECHL)	41	6	8	14	10
								Edmonton (WHL)	5	2	0	2	0
67	Travis Ewanyk	C	6'1"	196	L	03/29/93	St. Albert, AB	Edmonton (WHL)	58	8	15	23	119
68	Tyler Pfitzke	RW	6'2"	192	R	11/01/91	Winnipeg, MN	Oklahoma City (AHL)	44	3	7	10	10
70	Curtis Hamilton	LW	6'2"	208	L	12/04/91	Tacoma, WA	Oklahoma City (AHL)	61	5	4	9	10
71	Kyle Plutzer	RW	6'0"	188	R	03/04/95	Kitchener, ON	London (OHL)	17	17	22	15	15
73	Cameron Abney	RW	6'5"	219	R	05/23/91	Aldergrove, BC	Stockton (ECHL)	36	5	3	8	58
								Oklahoma City (AHL)	4	0	0	0	14
83	Ales Hemsley	RW	6'0"	185	R	08/13/83	Paradise, CZE	EDMONTON	38	9	11	20	16
89	Sam Gagner	C	5'11"	202	R	08/10/89	London, ON	EDMONTON	48	14	24	38	23
93	Ryan Nugent-Hopkins	C	6'1"	180	L	04/12/93	Burnaby, BC	EDMONTON	40	4	20	24	8
94	Ryan Smyth	LW	6'2"	191	L	02/21/76	Banff, AB	EDMONTON	47	2	11	13	40
96	Greg Chase	C	6'0"	205	R	01/01/95	Sherwood Park, AB	Calgary (WHL)	69	17	32	49	58



NHL 2012 - 2013 FINAL STANDINGS

EASTERN CONFERENCE - 2012-2013

ATLANTIC	GP	W	L	OT	PTS	ROW	GF	GA	HOME	AWAY	S/O	L10
z - Pittsburgh	48	36	12	0	72	33	165	119	18-6-0	18-6-0	3-0	8-2-0
x - NY Rangers	48	26	18	4	56	22	130	112	16-6-2	10-12-2	4-4	7-3-0
x - NY Islanders	48	24	17	7	55	20	139	139	10-11-3	14-6-4	4-3	6-1-3
Philadelphia	48	23	22	3	49	22	133	141	15-7-2	8-15-1	1-2	6-4-0
New Jersey	48	19	19	10	48	17	112	129	13-9-2	6-10-8	2-7	4-5-1
NORTHEAST	GP	W	L	OT	PTS	ROW	GF	GA	HOME	AWAY	S/O	L10
y - Montréal	48	29	14	5	63	26	149	126	14-7-3	15-7-2	3-2	4-6-0
x - Boston	48	28	14	6	62	24	131	109	16-5-3	12-9-3	4-3	3-5-2
x - Toronto	48	26	17	5	57	26	145	133	13-9-2	13-8-3	0-5	5-4-1
x - Ottawa	48	25	17	6	56	21	116	104	15-6-3	10-11-3	4-4	6-4-0
Buffalo	48	21	21	6	48	14	125	143	11-10-3	10-11-3	7-4	6-4-0
SOUTHEAST	GP	W	L	OT	PTS	ROW	GF	GA	HOME	AWAY	S/O	L10
y - Washington	48	27	18	3	57	24	149	130	15-8-1	12-10-2	3-0	8-1-1
Winnipeg	48	24	21	3	51	22	128	144	13-10-1	11-11-2	2-3	6-3-1
Carolina	48	19	25	4	42	18	128	160	9-14-1	10-11-3	1-1	3-5-2
Tampa Bay	48	18	26	4	40	17	148	150	12-10-2	6-16-2	1-3	2-6-2
Florida	48	15	27	6	36	12	112	171	8-11-5	7-16-1	3-1	3-7-0

WESTERN CONFERENCE - 2012-2013

CENTRAL	GP	W	L	OT	PTS	ROW	GF	GA	HOME	AWAY	S/O	L10
p - Chicago	48	36	7	5	77	30	155	102	18-3-3	18-4-2	6-5	7-2-1
x - St. Louis	48	29	17	2	60	24	129	115	15-8-1	14-9-1	5-1	7-3-0
x - Detroit	48	24	16	8	56	22	124	115	13-7-4	11-9-4	2-5	5-2-3
Columbus	48	24	17	7	55	19	120	119	14-5-5	10-12-2	5-4	8-2-0
Nashville	48	16	23	9	41	14	111	139	11-9-4	5-14-5	2-6	1-8-1
NORTHWEST	GP	W	L	OT	PTS	ROW	GF	GA	HOME	AWAY	S/O	L10
y - Vancouver	48	26	15	7	59	21	127	121	15-6-3	11-9-4	5-6	5-4-1
x - Minnesota	48	26	19	3	55	22	122	127	14-8-2	12-11-1	4-2	4-5-1
Edmonton	48	19	22	7	45	17	125	134	9-11-4	10-11-3	2-3	3-7-0
Calgary	48	19	25	4	42	19	128	160	13-9-2	6-16-2	0-3	5-5-0
Colorado	48	16	25	7	39	14	116	152	12-9-3	4-16-4	2-2	4-4-2
PACIFIC	GP	W	L	OT	PTS	ROW	GF	GA	HOME	AWAY	S/O	L10
y - Anaheim	48	30	12	6	66	24	140	118	16-7-1	14-5-5	6-3	5-4-1
x - Los Angeles	48	27	16	5	59	25	133	118	19-4-1	8-12-4	2-4	5-3-2
x - San Jose	48	25	16	7	57	17	124	116	17-2-5	8-14-2	8-4	5-5-0
Phoenix	48	21	18	9	51	17	125	131	14-8-2	7-10-7	4-6	4-3-3
Dallas	48	22	22	4	48	20	130	142	11-11-2	11-11-2	2-1	4-5-1

p - President's Trophy • x - clinched playoffs • y - clinched division • z - clinched conference

NHL 2012 - 2013 NHL AWARD WINNERS

HART MEMORIAL TROPHY (League MVP)

Alex Ovechkin, Washington

JAMES NORRIS TROPHY (Outstanding Defenceman)

P.K. Subban, Montreal

VEZINA TROPHY (Outstanding Goaltender)

Sergei Bobrovsky, Columbus

CALDER MEMORIAL TROPHY (Rookie of the Year)

Jonathan Huberdeau, Florida

LADY BYNG MEMORIAL TROPHY (Sportsman & Gentlemanly Conduct)

Martin St. Louis, Tampa Bay

GENERAL MANAGER OF THE YEAR

Ray Shero, Pittsburgh

FRANK J. SELKE TROPHY (Outstanding Defensive Forward)

Jonathan Toews, Chicago

KING CLANCY AWARD (Humanitarian Contribution to hockey)

Patrice Bergeron, Boston

JACK ADAMS AWARD (Coach of the Year)

Paul Maclean, Ottawa

BILL MASTERTON MEMORIAL TROPHY

(Perseverance and Sportsmanship)
Josh Harding, Minnesota

TED LINDSAY AWARD (NHLPA Outstanding Player)

Sidney Crosby, Pittsburgh

BRIDGESTONE MESSIER LEADERSHIP AWARD

Daniel Alfredsson, Ottawa

NHL FOUNDATION AWARD

Henrik Zetterberg, Detroit

ART ROSS TROPHY (Leading Scorer)

Martin St. Louis, Tampa Bay

MAURICE "ROCKET" RICHARD TROPHY

(Leading Goal Scorer)
Alex Ovechkin, Washington

WILLIAM M. JENNINGS TROPHY (Fewest Goals Against)

Corey Crawford and Ray Emery, Chicago

CONN SMYTHE TROPHY (Stanley Cup Playoff MVP)

Patrick Kane, Chicago



2012-2013 INDIVIDUAL SCORING LEADERS

PLAYER	TEAM	POS	GP	G	A	P	+/-	PIM	PP	SH	GW	OT	S	S%	TOI/G	SFT/G	F0%	
1	Martin St Louis	TBL	R	48	17	43	60	+0	14	3	0	2	0	112	15.2	21:59	23.9	42.8
2	Steven Stamkos	TBL	C	48	29	28	57	-4	32	10	0	2	0	157	18.5	22:01	24.3	49.6
3	Alex Ovechkin	WSH	L	48	32	24	56	+2	36	16	0	4	0	220	14.5	20:53	21.4	0.0
4	Sidney Crosby	PIT	C	36	15	41	56	+26	16	3	0	1	0	124	12.1	21:06	22.8	54.3
5	Patrick Kane	CHI	R	47	23	32	55	+11	8	8	0	3	0	138	16.7	20:03	23.1	20.0
6	Eric Staal	CAR	C	48	18	35	53	+5	54	3	1	4	0	152	11.8	20:59	26.3	52.0
7	Chris Kunitz	PIT	L	48	22	30	52	+30	39	9	0	5	0	113	19.5	18:01	20.4	44.4
8	Phil Kessel	TOR	C	48	20	32	52	-3	18	6	0	4	0	161	12.4	19:48	23.9	62.5
9	Taylor Hall	EDM	L	45	16	34	50	+5	33	4	0	4	0	154	10.4	18:37	22.6	54.7
10	Pavel Datsyuk	DET	C	47	15	34	49	+21	14	8	0	6	2	107	14.0	20:10	25.3	55.0
11	Ryan Getzlaf	ANA	C	44	15	34	49	+14	41	4	3	3	0	99	15.2	20:11	24.2	48.0
12	Mike Ribeiro	WSH	C	48	13	36	49	-4	53	6	0	1	0	63	20.6	17:50	20.3	44.8
13	Jonathan Toews	CHI	C	47	23	25	48	+28	27	2	2	5	0	143	16.1	19:20	25.0	59.9
14	Claude Giroux	PHI	R	48	13	35	48	-7	22	6	1	2	0	137	9.5	21:10	26.1	54.5
15	Henrik Zetterberg	DET	L	46	11	37	48	+2	18	4	2	5	0	173	6.4	20:31	24.3	48.3
16	Nicklas Backstrom	WSH	C	48	8	40	48	+8	20	3	0	1	0	82	9.8	19:54	23.3	51.4
17	John Tavares	NYI	C	48	28	19	47	-2	18	9	0	5	0	162	17.3	20:46	22.3	49.4
18	Jakub Voracek	PHI	R	48	22	24	46	-7	35	8	0	3	0	129	17.1	17:14	21.1	40.0
19	Andrew Ladd	WPG	L	48	18	28	46	+10	22	3	0	4	0	121	14.9	19:40	24.2	53.7
20	Henrik Sedin	VAN	C	48	11	34	45	+19	24	1	1	1	0	70	15.7	19:20	24.5	49.4
21	Derek Stepan	NYR	C	48	18	26	44	+25	12	4	1	6	0	108	16.7	20:55	25.7	45.8
22	Nazem Kadri	TOR	C	48	18	26	44	+15	23	5	0	1	0	107	16.8	16:03	21.0	44.2
23	Matt Moulson	NYI	L	47	15	29	44	-3	4	8	0	0	0	154	9.7	19:09	21.5	100.0
24	Alexander Semin	CAR	R	44	13	31	44	+14	46	4	0	1	0	150	8.7	20:56	25.1	23.8
25	PA Parenteau	COL	R	48	18	25	43	-11	38	6	0	1	0	105	17.1	19:08	23.0	7.7
26	Matt Duchene	COL	C	47	17	26	43	-12	12	2	0	3	1	132	12.9	20:55	27.0	54.6
27	Rick Nash	NYR	L	44	21	21	42	+16	26	3	1	3	0	176	11.9	19:58	25.0	41.7
28	Anze Kopitar	LAK	C	47	10	32	42	+14	16	0	0	1	0	98	10.2	20:28	25.3	53.3
29	Thomas Vanek	BUF	L	38	20	21	41	-1	20	9	1	2	0	119	16.8	18:24	21.1	66.7
30	Blake Wheeler	WPG	R	48	19	22	41	-3	28	2	0	2	0	129	14.7	18:48	22.9	22.2

NHL GOALTENDING LEADERS MINIMUM 12 GAMES PLAYED **48 GAME SEASON

PLAYER	TEAM	GP	GS	SA	GA	GAA	W	L	OT	SV	SV%	SO	G	A	PIM	TOI
1	Craig Anderson	OTT	24	24	12	9	2	677	40	1.69	637	.941	3	0	0	1,420:36
2	Jonathan Bernier	LAK	14	12	9	3	1	306	24	1.88	282	.922	1	0	1	768:21
3	Corey Crawford	CHI	30	28	19	5	5	769	57	1.94	712	.926	3	0	0	1,760:31
4	Ray Emery	CHI	21	19	17	1	0	460	36	1.94	424	.922	3	0	0	1,116:00
5	Sergei Bobrovsky	CBJ	38	37	21	11	6	1084	74	2.00	1010	.932	4	0	0	2,218:57
6	Tuukka Rask	BOS	36	34	19	10	5	980	70	2.00	910	.929	5	0	1	2,104:09
7	Henrik Lundqvist	NYR	43	43	24	16	3	1190	88	2.05	1102	.926	2	0	1	2,575:22
8	Cory Schneider	VAN	30	30	17	9	4	835	61	2.11	774	.927	5	0	1	2,733:19
9	Jimmy Howard	DET	42	42	21	13	7	1129	87	2.13	1042	.923	5	0	1	2,445:44
10	Jaroslav Halak	STL	16	15	6	5	1	286	29	2.14	257	.899	3	0	1	812:35
11	Antti Niemi	SJS	43	43	24	12	6	1220	93	2.16	1127	.924	4	0	1	2,580:46
12	Viktor Fasth	ANA	25	23	15	6	2	661	52	2.18	609	.921	4	0	0	1,428:18
13	Robin Lehner	OTT	12	12	5	3	4	424	27	2.20	397	.936	0	0	0	734:48
14	Martin Brodeur	NJD	29	29	13	9	7	654	65	2.22	589	.901	2	1	2	1,757:21
15	Brian Elliott	STL	24	20	14	8	1	526	49	2.28	477	.907	3	0	0	1,291:56
16	Peter Budaj	MTL	13	10	8	1	1	273	25	2.29	248	.908	1	0	0	656:29
17	Anton Khudobin	BOS	14	14	9	4	1	388	31	2.32	357	.920	1	0	4	803:00
18	Jonas Hiller	ANA	26	25	15	6	4	675	59	2.36	616	.913	1	0	1	2,498:19
19	Marc-Andre Fleury	PIT	33	31	23	8	0	881	74	2.39	807	.916	1	0	2	2,185:45
20	Pekka Rinne	NSH	43	42	15	16	8	1101	99	2.43	1002	.910	5	0	1	2,443:46
21	Jonathan Quick	LAK	37	36	18	13	4	889	87	2.45	802	.902	1	0	0	2,133:42
22	Tomas Vokoun	PIT	20	17	13	4	0	519	42	2.45	477	.919	3	0	2	1,028:32
23	James Reimer	TOR	33	31	19	8	5	995	76	2.46	919	.924	4	0	1	1,856:09
24	Jake Allen	STL	15	13	9	4	0	346	33	2.46	313	.905	1	0	0	803:53
25	Niklas Backstrom	MIN	42	41	24	15	3	1072	98	2.48	974	.909	2	0	2	2,368:08
26	Evgeni Nabokov	NYI	41	41	23	11	7	1139	103	2.50	1036	.910	3	0	4	2,475:24
27	Nikolai Khabibulin	EDM	12	11	4	6	1	376	29	2.54	347	.923	1	0	0	683:37
28	Roberto Luongo	VAN	20	18	9	6	3	551	51	2.56	500	.907	2	0	0	1,196:55
29	Devan Dubnyk	EDM	38	37	14	16	6	1132	90	2.57	1042	.920	2	0	0	2,100:57
30	Braden Holtby	WSH	36	35	23	12	1	1123	90	2.58	1033	.920	4	0	2	2,089:14



2012 - 2013 NHL ALL STAR TEAMS

FIRST TEAM

Goaltender - Sergei Bobrovsky, CBJ

Defense - P.K. Subban, MTL

Defense - Ryan Suter, MIN

Center - Sidney Crosby, PIT

Right Wing - Alex Ovechkin, WSH

Left Wing - Chris Kunitz, PIT

SECOND TEAM

Goaltender - Henrik Lundqvist, NYR

Defense - Francois Beauchemin, ANA

Defense - Kris Letang, PIT

Center - Jonathan Toews, CHI

Right Wing - Martin St. Louis, TBL

Left Wing - Alex Ovechkin, WSH

ROOKIE TEAM

Goaltender - Jake Allen, St. Louis Blues

Defense - Justin Schultz, Edmonton Oilers

Defense - Jonas Brodin, Minnesota Wild

Forward - Brendan Gallagher, Montreal Canadiens

Forward - Jonathan Huberdeau, Florida Panthers

Forward - Brandon Saad, Chicago Blackhawks

2013 NHL ENTRY DRAFT — FIRST ROUND SELECTIONS

NUM.	DRAFTED BY	PLAYER	POS	DRAFTED FROM
1	Colorado	Nathan MacKinnon	C	Halifax Mooseheads [QMJHL]
2	Florida	Aleksander Barkov	C	Tappara Tampere [SM-liiga]
3	Tampa Bay	Jonathan Drouin	L	Halifax Mooseheads [QMJHL]
4	Nashville	Seth Jones	D	Portland Winterhawks [WHL]
5	Carolina	Elias Lindholm	C	Brynäs IF Gavle [SEL]
6	Calgary	Sean Monahan	C	Ottawa 67's [OHL]
7	Edmonton	Darnell Nurse	D	Sault Ste. Marie Greyhounds [OHL]
8	Buffalo	Rasmus Ristolainen	D	TPS Turku [SM-liiga]
9	Vancouver	Bo Horvat	C	London Knights [OHL]
10	Dallas	Valeri Nichushkin	R	Chelyabinsk Traktor [KHL]
11	Philadelphia	Samuel Morin	D	Rimouski Oceanic [QMJHL]
12	Phoenix	Max Domi	C	London Knights [OHL]
13	Winnipeg	Josh Morrissey	D	Prince Albert Raiders [WHL]
14	Columbus	Alexander Wennberg	C	Djurgardens IF Stockholm [Swe-1]
15	NY Islanders	Ryan Pulock	D	Brandon Wheat Kings [WHL]
16	Buffalo	Nikita Zadorov	D	London Knights [OHL]
17	Ottawa	Curtis Lazar	C	Edmonton Oil Kings [WHL]
18	San Jose	Mirco Mueller	D	Everett Silvertips [WHL]
19	Columbus	Kerby Rychel	L	Windsor Spitfires [OHL]
20	Detroit	Anthony Mantha	R	Val d'Or Foreurs [QMJHL]
21	Toronto	Frederik Gauthier	C	Rimouski Oceanic [QMJHL]
22	Calgary	Emile Poirier	L	Gatineau Olympiques [QMJHL]
23	Washington	Andre Burakovsky	L	Malmo Redhawks [Swe-1]
24	Vancouver	Hunter Shinkaruk	C	Medicine Hat Tigers [WHL]
25	Montreal	Michael McCarron	R	U.S. National Development Team [USHL]
26	Anaheim	Shea Theodore	D	Seattle Thunderbirds [WHL]
27	Columbus	Marko Dano	C	Bratislava Slovan [KHL]
28	Calgary	Morgan Klimchuk	L	Regina Pats [WHL]
29	Dallas	Jason Dickinson	C	Guelph Storm [OHL]
30	Chicago	Ryan Hartman	R	Plymouth Whalers [OHL]

OILERS SEASON OPENERS — 1979-80 TO 2012-13

Overall: 18-11-4 Home: 15-7-3 Away: 3-4-1

DATE	VENUE	RESULT	DATE	VENUE	RESULT
October 10, 1979	Away	Edmonton 2 at Chicago 4	October 8, 1995	Home	Detroit 3 at Edmonton 1
October 10, 1980	Home	Quebec 7 at Edmonton 4	October 4, 1996	Home	Buffalo 3 at Edmonton 4
October 7, 1981	Home	Colorado 4 at Edmonton 7	October 1, 1997	Away	Edmonton 5 at San Jose 3
October 5, 1982	Home	Calgary 5 at Edmonton 7	October 10, 1998	Home	Los Angeles 2 at Edmonton 1
October 5, 1983	Home	Toronto 4 at Edmonton 5	October 1, 1999	Home	NY Rangers 1 at Edmonton 1 (OT)
October 11, 1984	Away	Edmonton 2 at Los Angeles 2 (OT)	October 6, 2000	Home	Detroit 1 at Edmonton 2
October 10, 1985	Home	Winnipeg 3 at Edmonton 4	October 3, 2001	Away	Edmonton 0 at Calgary 1
October 9, 1986	Away	Edmonton 1 at Philadelphia 2	October 10, 2002	Home	Philadelphia 2 at Edmonton 2 (OT)
October 9, 1987	Home	Detroit 4 at Edmonton 1	October 9, 2003	Home	San Jose 2 at Edmonton 5
October 7, 1988	Home	NY Islanders 1 at Edmonton 5	October 5, 2005	Home	Colorado 3 at Edmonton 4
October 5, 1989	Away	Edmonton 4 at Vancouver 1	October 5, 2006	Home	Calgary 1 at Edmonton 3
October 6, 1990	Home	Winnipeg 3 at Edmonton 3 (OT)	October 4, 2007	Home	San Jose 2 at Edmonton 3 (SO)
October 4, 1991	Away	Edmonton 2 at Calgary 9	October 12, 2008	Home	Colorado 2 at Edmonton 3
October 6, 1992	Home	Vancouver 5 at Edmonton 4	October 3, 2009	Home	Calgary 4 at Edmonton 3
October 6, 1993	Home	San Jose 2 at Edmonton 3	October 7, 2010	Home	Calgary 0 at Edmonton 4
January 20, 1995	Home	Anaheim 1 at Edmonton 2	October 9, 2011	Home	Pittsburgh 1 at Edmonton 2 (SO)
			January 20, 2013	Away	Edmonton 3 at Vancouver 2 (SO)



EDMONTON OILERS 2012-2013 FINAL SCORING SUMMARY

PLAYER	GP	G	A	P	+/-	PIM	PP	SH	GW	S	S%
Taylor Hall	45	16	34	50	+5	33	4	0	4	154	10.4
Sam Gagner	48	14	24	38	-6	23	4	0	1	113	12.4
Jordan Eberle	48	16	21	37	-4	16	3	0	3	133	12.0
Nail Yakupov	48	17	14	31	-4	24	6	0	2	81	21.0
Justin Schultz	48	8	19	27	-17	8	4	0	3	85	9.4
Ryan Nugent-Hopkins	40	4	20	24	+3	8	2	0	0	78	5.1
Ales Hemsky	38	9	11	20	-6	16	5	0	1	82	11.0
Magnus Paajarvi	42	9	7	16	-1	14	2	1	2	75	12.0
Ryan Whitney	34	4	9	13	-7	23	0	0	0	30	13.3
Ryan Smyth	47	2	11	13	-5	40	0	1	0	69	2.9
Shawn Horcoff	31	7	5	12	+8	24	3	0	1	41	17.1
Jeff Petry	48	3	9	12	+1	29	0	1	0	66	4.5
Lennart Petrell	35	3	6	9	-4	4	0	1	0	23	13.0
Nick Schultz	48	1	8	9	-13	24	0	0	0	33	3.0
Ryan Jones	27	2	5	7	+0	17	0	0	0	38	5.3
Mark Fistric	25	0	6	6	+6	32	0	0	0	9	0.0
Corey Potter	33	3	1	4	+8	6	0	0	0	36	8.3
Ladislav Smid	48	1	3	4	-1	55	0	0	0	30	3.3
Teemu Hartikainen	23	1	2	3	-8	6	1	0	0	21	4.8
Eric Belanger	26	0	3	3	-1	10	0	0	0	31	0.0
Ben Eager	14	1	1	2	-4	25	0	0	0	14	7.1
Mike Brown	27	1	0	1	-8	53	0	0	0	16	6.3
Jerred Smithson	10	1	0	1	+0	2	0	0	0	7	14.3
Anton Lander	11	0	1	1	-4	2	0	0	0	11	0.0
Chris VandeVelde	11	0	0	0	-3	4	0	0	0	7	0.0
Theo Peckham	4	0	0	0	-1	6	0	0	0	2	0.0
Mark Arcobello	1	0	0	0	+0	0	0	0	0	0	0.0
Darcy Hordichuk	4	0	0	0	-1	2	0	0	0	0	0.0

PLAYER	GP	GS	W	L	OT	SA	GA	GAA	SV	SV%	SO	G	A	PIM	MIN
Devan Dubnyk	38	37	14	16	6	1132	90	2.57	1042	.920	2	0	0	0	2,100
Nikolai Khabibulin	12	11	4	6	1	376	29	2.54	347	.923	1	0	0	0	683
Yann Danis	3	0	1	0	0	59	7	3.82	52	.881	0	0	0	0	110

POWERPLAY: 34 PPG on 169 Attempts 20.1 % (7th)

PENALTY KILL: 29 PPGA on 175 Disadvantages 83.4% (9th)

SHORTHANDED GOALS FOR: 2 (9th)

SHORTHANDED GOALS AGAINST: 0 (3rd)



EDMONTON OILERS 2012-2013 REAL TIME SCORING STATISTICS

PLAYER	TEAM	POS	GP	HITS	BKS	MSS	GVA	TKA	FOW	FOL	TOT	FO%	%TM	SHOTS	G	S%
Jordan Eberle	EDM	R	48	31	16	42	32	28	8	11	19	42.1	0.7	133	16	12.0
Sam Gagner	EDM	C	48	35	22	35	26	23	325	416	741	43.9	27.0	113	14	12.4
Jeff Petry	EDM	D	48	112	86	30	46	32	0	1	1	0.0	0.0	66	3	4.5
Nick Schultz	EDM	D	48	52	107	14	27	9	0	2	2	0.0	0.1	33	1	3.0
Justin Schultz	EDM	D	48	15	35	41	34	15	0	1	1	0.0	0.0	85	8	9.4
Ladislav Smid	EDM	D	48	151	119	22	23	8	0	0	0	0.0	0.0	30	1	3.3
Nail Yakupov	EDM	R	48	41	14	32	23	18	0	6	6	0.0	0.2	81	17	21.0
Ryan Smyth	EDM	L	47	41	24	27	26	15	87	115	202	43.1	7.5	69	2	2.9
Taylor Hall	EDM	L	45	24	20	49	29	31	29	24	53	54.7	2.1	154	16	10.4
Magnus Paajarvi	EDM	L	42	24	23	17	10	9	4	8	12	33.3	0.5	75	9	12.0
Ryan Nugent-Hopkins	EDM	C	40	27	27	38	11	22	226	325	551	41.0	23.7	78	4	5.1
Ales Hemsky	EDM	R	38	11	9	17	17	16	12	12	24	50.0	1.1	82	9	11.0
Lennart Petrell	EDM	L	35	63	22	12	8	5	3	10	13	23.1	0.7	23	3	13.0
Ryan Whitney	EDM	D	34	16	55	4	35	9	0	0	0	0.0	0.0	30	4	13.3
Corey Potter	EDM	D	33	50	36	19	20	8	0	0	0	0.0	0.0	36	3	8.3
Shawn Horcoff	EDM	C	31	24	20	10	19	6	245	255	500	49.0	27.9	41	7	17.1
Mike Brown	EDM	R	27	65	12	13	7	6	5	2	7	71.4	0.5	16	1	6.3
Ryan Jones	EDM	L	27	55	13	12	12	10	2	7	9	22.2	0.6	38	2	5.3
Eric Belanger	EDM	C	26	19	15	4	9	12	203	175	378	53.7	25.2	31	0	0.0
Mark Fistic	EDM	D	25	88	53	14	14	6	0	0	0	0.0	0.0	9	0	0.0
Teemu Hartikainen	EDM	L	23	22	3	18	2	6	1	3	4	25.0	0.3	21	1	4.8
Ben Eager	EDM	L	14	40	6	4	2	3	0	0	0	0.0	0.0	14	1	7.1
Anton Lander	EDM	C	11	7	2	1	7	5	27	28	55	49.1	9.2	11	0	0.0
Chris VandeVelde	EDM	C	11	12	3	1	2	2	21	23	44	47.7	6.9	7	0	0.0
Jerred Smithson	EDM	C	10	15	5	3	2	2	66	49	115	57.4	20.4	7	1	14.3
Darcy Hordichuk	EDM	L	4	6	0	0	0	0	0	0	0	0.0	0.0	0	0	0.0
Theo Peckham	EDM	D	4	14	5	3	2	1	0	0	0	0.0	0.0	2	0	0.0
Mark Arcobello	EDM	C	1	0	2	0	1	0	3	7	10	30.0	23.8	0	0	0.0

OILERS HOME OPENERS — 1979-80 TO 2012-13 (19-9-5)

DATE	RESULT	RECORD	DATE	RESULT	RECORD
October 13, 1979	Detroit 3 at Edmonton 3	0-0-1	October 4, 1996	Buffalo 3 at Edmonton 4	10-5-3
October 10, 1980	Quebec 7 at Edmonton 4	0-1-1	October 3, 1997	Detroit 8 at Edmonton 2	10-6-3
October 7, 1981	Colorado 4 at Edmonton 7	1-1-1	October 10, 1998	Los Angeles 2 at Edmonton 1	10-7-3
October 5, 1982	Calgary 5 at Edmonton 7	2-1-1	October 1, 1999	NY Rangers 1 at Edmonton 1 (OT)	10-7-4
October 5, 1983	Toronto 4 at Edmonton 5	3-1-1	October 6, 2000	Detroit 1 at Edmonton 2	11-7-4
October 12, 1984	St. Louis 1 at Edmonton 5	4-1-1	October 6, 2001	Phoenix 2 at Edmonton 6	12-7-4
October 10, 1985	Winnipeg 3 at Edmonton 4	5-1-1	October 10, 2002	Philadelphia 2 at Edmonton 2 (OT)	12-7-5
October 15, 1986	Quebec 2 at Edmonton 5	6-1-1	October 9, 2003	San Jose 2 at Edmonton 5	13-7-5
October 9, 1987	Detroit 4 at Edmonton 1	6-2-1	October 5, 2005	Colorado 3 at Edmonton 4	14-7-5
October 7, 1988	NY Islanders 1 at Edmonton 5	7-2-1	October 5, 2006	Calgary 1 at Edmonton 3	15-7-5
October 11, 1989	Vancouver 5 at Edmonton 2	7-3-1	October 4, 2007	San Jose 2 at Edmonton 3 (SO)	16-7-5
October 6, 1990	Winnipeg 3 at Edmonton 3 (OT)	7-3-2	October 12, 2008	Colorado 2 at Edmonton 3	17-7-5
October 6, 1991	Los Angeles 2 at Edmonton 2 (OT)	7-3-3	October 3, 2009	Calgary 4 at Edmonton 3	17-8-5
October 6, 1992	Vancouver 5 at Edmonton 4	7-4-3	October 7, 2010	Calgary 0 at Edmonton 4	18-8-5
October 6, 1993	San Jose 2 at Edmonton 3	8-4-3	October 9, 2011	Pittsburgh 1 at Edmonton 2 (SO)	19-8-5
January 20, 1995	Anaheim 1 at Edmonton 2	9-4-3	January 22, 2013	San Jose 6 at Edmonton 3	19-9-5
October 8, 1995	Detroit 3 at Edmonton 1	9-5-3			



2012-13 EDMONTON OILERS GAME-BY-GAME RESULTS

GAME	DATE	OPPONENT	RESULT	RECORD	WINNING/ TYING GOAL	GOALTENDERS OF DECISION	ATTENDANCE
1	Jan. 20	A Vancouver	W. 3-2 SO	1-0-0	ALES HEMSKY	DUBNYK/Luongo	18,910
2	Jan. 22	H San Jose	L. 6-3	1-1-0	Patrick Marleau	DUBNYK/Niemi	16,839
3	Jan. 24	H Los Angeles	W. 2-1 OT	2-1-0	SAM GAGNER	DUBNYK/Quick	16,839
4	Jan. 26	A Calgary	L. 4-3	2-2-0	Lee Stempniak	DUBNYK/Kiprusoff	19,289
5	Jan. 28	H Colorado	W. 4-1	3-2-0	JORDAN EBERLE	DUBNYK/Varlamov	16,839
6	Jan. 30	A Phoenix	W. 2-1 OT	4-2-0	NAIL YAKUPOV	DUBNYK/Johnson	12,955
7	Jan. 31	A San Jose	L. 3-2 SO	4-2-1	Martin Handzus	DUBNYK/Niemi	17,562
8	Feb. 2	A Colorado	L. 3-1	4-3-1	Jamie McGinn	DUBNYK/Varlamov	16,119
9	Feb. 4	H Vancouver	L. 3-2 OT	4-3-2	Christopher Tanev	DUBNYK/Luongo	16,839
10	Feb. 6	H Dallas	L. 3-2 OT	4-3-3	Jaromir Jagr	DUBNYK/Lehtonen	16,839
11	Feb. 9	A Detroit	L. 2-1	4-4-3	Niklas Kronwall	KHABIBULIN/Howard	20,066
12	Feb. 10	A Columbus	W. 3-1	5-4-3	MAGNUS PAAJARVI	DUBNYK/Bobrovsky	14,364
13	Feb. 12	H Dallas	L. 4-1	5-5-3	Eric Nystrom	DUBNYK/Lehtonen	16,839
14	Feb. 16	H Colorado	W. 6-4	6-5-3	MAGNUS PAAJARVI	KHABIBULIN/Varlamov	16,839
15	Feb. 19	H Los Angeles	L. 3-1	6-6-3	Jeff Carter	KHABIBULIN/Quick	16,839
16	Feb. 21	H Minnesota	L. 3-1	6-7-3	Devin Setoguchi	DUBNYK/Backstrom	16,839
17	Feb. 23	H Phoenix	W. 3-2 SO	7-7-3	SAM GAGNER	KHABIBULIN/Smith	16,839
18	Feb. 25	A Chicago	L. 3-2 OT	7-7-4	Marian Hossa	KHABIBULIN/Emery	21,127
19	Feb. 28	A Dallas	W. 5-1	8-7-4	JUSTIN SCHULTZ	DUBNYK/Lehtonen	17,004
20	Mar. 1	A St. Louis	L. 4-2	8-8-4	Vladimir Sobotka	DUBNYK/Halak	19,476
21	Mar. 3	A Minnesota	L. 4-2	8-9-4	Charlie Coyle	DUBNYK/Backstrom	18,675
22	Mar. 5	A Columbus	L. 4-3 SO	8-9-5	Artem Anisimov	DUBNYK/Bobrovsky	14,952
23	Mar. 7	A Detroit	L. 3-0	8-10-5	Jakub Kindl	DUBNYK/Howard	20,066
24	Mar. 8	A Nashville	L. 6-0	8-11-5	Patric Hornqvist	DUBNYK/Rinne	17,277
25	Mar. 10	A Chicago	W. 6-5	9-11-5	TAYLOR HALL	DANIS/Crawford	22,020
26	Mar. 12	A Colorado	W. 4-0	10-11-5	SHAWN HORCOFF	DUBNYK/Varlamov	14,360
27	Mar. 15	H Detroit	L. 3-2 OT	10-11-6	Pavel Datsyuk	DUBNYK/Howard	16,839
28	Mar. 17	H Nashville	W. 3-2	11-11-6	JORDAN EBERLE	DUBNYK/Rinne	16,839
29	Mar. 20	H San Jose	L. 4-3 SO	11-11-7	Dan Boyle	DUBNYK/Niemi	16,839
30	Mar. 23	H St. Louis	L. 3-0	11-12-7	Chris Stewart	KHABIBULIN/Halak	16,839
31	Mar. 25	A Nashville	L. 3-2	11-13-7	Chris Mueller	DUBNYK/Rinne	17,113
32	Mar. 26	A St. Louis	W. 3-0	12-13-7	JORDAN EBERLE	KHABIBULIN/Allen	17,260
33	Mar. 28	H Columbus	W. 6-4	13-13-7	ALES HEMSKY	DUBNYK/Bobrovsky	16,839
34	Mar. 30	H Vancouver	W. 4-0	14-13-7	TAYLOR HALL	DUBNYK/Schneider	16,839
35	Apr. 1	H Calgary	W. 4-1	15-13-7	TAYLOR HALL	DUBNYK/Kiprusoff	16,839
36	Apr. 3	A Calgary	W. 8-2	16-13-7	NAIL YAKUPOV	DUBNYK/MacDonald	19,289
37	Apr. 4	A Vancouver	L. 4-0	16-14-7	Kevin Bieksa	KHABIBULIN/Schneider	18,910
38	Apr. 6	A Los Angeles	L. 4-1	16-15-7	Jeff Carter	DUBNYK/Quick	18,118
39	Apr. 8	A Anaheim	L. 2-1	16-16-7	Radek Dvorak	DUBNYK/Hiller	15,148
40	Apr. 10	H Phoenix	L. 3-1	16-17-7	Antoine Vermette	DUBNYK/Smith	16,839
41	Apr. 13	H Calgary	L. 4-1	16-18-7	Denis Wideman	KHABIBULIN/MacDonald	16,839
42	Apr. 16	H Minnesota	L. 5-3	16-19-7	Zach Parise	DUBNYK/Backstrom	16,839
43	Apr. 19	A Colorado	W. 4-1	17-19-7	JUSTIN SCHULTZ	DUBNYK/Varlamov	15,890
44	Apr. 21	H Anaheim	L. 3-1	17-20-7	Kyle Palmieri	DUBNYK/Hiller	16,839
45	Apr. 22	H Anaheim	L. 3-0	17-21-7	Ryan Getzlaf	KHABIBULIN/Fasth	16,839
46	Apr. 24	H Chicago	L. 4-1	17-22-7	Patrick Kane	DUBNYK/Emery	16,839
47	Apr. 26	A Minnesota	W. 6-1	18-22-7	TAYLOR HALL	KHABIBULIN/Backstrom	19,090
48	Apr. 27	H Vancouver	W. 7-2	19-22-7	JUSTIN SCHULTZ	DUBNYK/Luongo	16,839



2012-13 EDMONTON OILERS GAME-BY-GAME RESULTS (CONTINUED)

STREAKS

LONGEST WINNING STREAK

Overall:	5 Games;	March 26-April 3
Home:	3 Games;	March 28-April 1
Road:	2 Games;	March 10-12, March 26-April 3, April 19-26

LONGEST UNDEFEATED STREAK

Overall:	5 Games;	March 25-April 3 (5-0-0)
Home:	3 Games;	March 28-April 1 (3-0-0)
Road:	3 Games;	February 10-28 (2-0-1)

LONGEST LOSING STREAK

Overall:	6 Games;	April 4-16
Home:	6 Games;	April 10-24
Road:	5 Games;	March 1-8

LONGEST WINLESS STREAK

Overall:	6 Games;	April 4-16 (0-6-0)
Home:	6 Games;	April 10-24 (0-6-0)
Road:	5 Games;	March 1-8 (0-4-1)

OILERS TEAM CAPTAINS – 1979-80 TO 2012-13

SEASON	CAPTAIN
1979-80	Ron Chipperfield
1980-81	Blair MacDonald & Lee Fogolin
1981-82	Lee Fogolin
1982-83	Lee Fogolin
1983-84	Wayne Gretzky
1984-85	Wayne Gretzky
1985-86	Wayne Gretzky
1986-87	Wayne Gretzky
1987-88	Wayne Gretzky
1988-89	Mark Messier
1989-90	Mark Messier
1990-91	Mark Messier
1991-92	Kevin Lowe
1992-93	Craig MacTavish
1993-94	Craig MacTavish
1994-95	Shayne Corson
1995-96	Kelly Buchberger
1996-97	Kelly Buchberger
1997-98	Kelly Buchberger
1998-99	Kelly Buchberger
1999-00	Doug Weight
2000-01	Doug Weight
2001-02	Jason Smith
2002-03	Jason Smith
2003-04	Jason Smith
2004-05	No Season – NHL Lockout
2005-06	Jason Smith
2006-07	Jason Smith
2007-08	Ethan Moreau
2008-09	Ethan Moreau
2009-10	Ethan Moreau
2010-11	Shawn Horcoff
2011-12	Shawn Horcoff
2012-13	Shawn Horcoff



EDMONTON OILERS BACK-TO BACK-GAMES

The Oilers played in eight back-to-back game sets this season, seven of which came on the road.

RECORD IN 1ST GAME: 4-4-0

DATE	OPPONENT	RESULT
Jan. 29	@ PHX	W. 2-1 OT
Feb. 9	@ DET	L. 2-1
Feb. 28	@ DAL	W. 5-1
Mar. 7	@ DET	L. 3-0
Mar. 25	@ NSH	L. 3-2
Apr. 3	@ CGY	W. 8-2
Apr. 21	vs. ANA	L. 3-1
Apr. 26	@ MIN	W. 6-1

RECORD IN 2ND GAME: 3-4-1

DATE	OPPONENT	RESULT
Jan. 30	@ SJS	L. 3-2 SO
Feb. 10	@ CBJ	W. 3-1
Mar. 1	@ STL	L. 4-2
Mar. 8	@ NSH	L. 6-0
Mar. 26	@ STL	W. 3-0
Apr. 4	@ VAN	L. 4-0
Apr. 22	vs. ANA	L. 3-0
Apr. 27	vs. VAN	W. 7-2

**ANAHEIM DUCKS**

Honda Center
2695 E. Katella Ave.
Anaheim, CA 92806

2013-14 GAMES VS. ANAHEIM

At Edmonton – March 28, April 6
At Anaheim – December 15, January 3,
April 2

CLUB DIRECTORY

Owners	Henry and Susan Samuelli
Chief Executive Officer	Michael Schulman
Executive Vice President/General Manager	Bob Murray
Executive Vice President/Chief Operating Officer	Tim Ryan
Senior Vice President, Hockey Operations	David McNab
Chief Financial Officer/Vice President of Finance	Doug Heller
Vice President, Human Resources	Jay Scott
Vice President/COO, Anaheim Arena	Kevin Starkey
Vice President, Chief Marketing Officer	Aaron Teats
Vice President Sales/Chief Revenue Officer	John Viola
Vice President of Finance, Anaheim Arena	Angela Wergechik
Executive Assistants	Cheryl Gorman, Janet Conley
Head Coach	Bruce Boudreau
Assistant Coaches	Bob Woods, Brad Lauer, Scott Niedermayer
Goaltending Consultant / Video Coordinator	Dwayne Roloson / Joe Piscotty
Director of Player Personnel	Rick Paterson
Scouting Directors, Amateur / Pro	Martin Madden / Dave Baseggio
Director of Player Development	Todd Marchant
Hockey Ops, Senior Manager / Manager	Maureen Norvall / Ryan Lichtenfels
TV: FSN Prime Ticket (Cable), KDOC-TV	John Ahlers, Brian Hayward
Radio: KLAA AM 830 & Ducks Radio Network	Steve Carroll, Dan Wood
Host-Producer / Postgame Radio Host	Kent French / Josh Brewster
Broadcasting Associate	Tiffany Spiritosanto
Director of Media & Communications	Alex Gilchrist
Managers, Media & Communications	Steve Hoem, Lauren O'Gorman
Game Night Communications Staff	Chelsea Gonye, Sam Kieckhefer, Lisa Parris, Larry Woodard
Arena (Capacity)	Honda Center (17,174)
Public Relations Phone	(714) 940-2900
Public Relations FAX	(714) 940-2953
Ticket Information	877WILDWING
Website	www.anaheimducks.com

EDMONTON OILERS VS. ANAHEIM DUCKS**YEARLY RECORD 1993-94 TO 2011-12**

SEASON	GP	W	L	T	OTL	GF	GA	PTS	PCT.	AT EDMONTON				AT ANAHEIM			
										W-L-T-OTL	GF	GA		W-L-T-OTL	GF	GA	
1993-94	6	1	5	0	0	13	23	2	.167	0-3-0-0	6	13		1-2-0-0	7	10	
1994-95	4	2	2	0	0	11	10	4	.500	2-0-0-0	4	1		0-2-0-0	7	9	
1995-96	5	4	1	0	0	11	5	8	.800	3-0-0-0	8	3		1-1-0-0	3	2	
1996-97	5	0	4	1	0	8	18	1	.100	0-2-0-0	2	6		0-2-1-0	6	12	
1997-98	6	2	4	0	0	14	17	4	.333	1-2-0-0	6	10		1-2-0-0	8	7	
1998-99	5	3	2	0	0	15	12	6	.600	1-1-0-0	2	2		2-1-0-0	13	10	
1999-00	4	2	2	0	0	9	8	4	.500	2-0-0-0	6	2		0-2-0-0	3	6	
2000-01	4	2	1	1	0	13	11	5	.625	2-0-0-0	8	5		0-1-1-0	5	6	
2001-02	4	3	1	0	0	8	5	6	.750	2-0-0-0	6	3		1-1-0-0	2	2	
2002-03	4	4	0	0	0	11	5	8	1.000	2-0-0-0	6	4		2-0-0-0	5	1	
2003-04	4	3	1	0	0	8	7	6	.750	2-0-0-0	3	1		1-1-0-0	5	6	
2004-05	DID NOT PLAY																
2005-06	4	4	0	0	0	18	11	8	1.000	2-0-0-0	8	6		2-0-0-0	10	5	



EDMONTON OILERS VS. ANAHEIM DUCKS

YEARLY RECORD 1993-94 TO 2012-13

SEASON	GP	W	L	T	OTL	GF	GA	PTS	PCT.	AT EDMONTON			AT ANAHEIM		
										W-L-T-OTL	GF	GA	W-L-T-OTL	GF	GA
2006-07	4	1	2	0	1	9	15	3	.375	1-0-0-1	6	4	0-2-0-0	3	11
2007-08	4	3	1	0	0	13	5	6	.750	1-1-0-0	6	3	2-0-0-0	7	2
2008-09	4	2	2	0	0	13	12	4	.500	0-2-0-0	5	7	2-0-0-0	8	5
2009-10	4	0	4	0	0	9	20	0	.000	0-2-0-0	5	10	0-2-0-0	4	10
2010-11	4	1	2	0	1	8	12	3	.250	0-1-0-1	2	7	1-1-0-0	5	6
2011-12	4	1	2	0	1	6	13	3	.250	0-1-0-1	2	8	1-1-0-0	4	5
2012-13	3	0	3	0	0	2	8	0	.000	0-2-0-0	1	6	0-1-0-0	1	2
TOTALS	82	38	39	2	3	199	217	81	.480	21-17-0-3	92	101	17-22-2-0	106	117

EDMONTON OILERS VS. ANAHEIM DUCKS

2012-13 RESULTS & STATISTICS

AT EDMONTON			WINNING GOAL		AT ANAHEIM		WINNING GOAL	
22 Apr '13	ANA 3 @ EDM 0		Ryan Getzlaf		08 Apr '13	EDM 1 @ ANA 2	Radek Dvorak	
21 Apr '13	ANA 3 @ EDM 1		Kyle Palmieri					

OILERS	GP	G	A	P +/-	PIM	PP	SH	DUCKS	GP	G	A	P +/-	PIM	PP	SH
Taylor Hall	3	1	0	1 -2	2	0	0	Radek Dvorak	2	3	0	3 3	0	0	0
Nick Schultz	3	1	0	1 0	0	0	0	Corey Perry	3	1	2	3 0	2	0	0
Jordan Eberle	3	0	1	1 -2	2	0	0	Ryan Getzlaf	2	1	1	2 1	0	1	0
Sam Gagner	3	0	1	1 -1	2	0	0	Saku Koivu	3	0	2	2 2	2	0	0
Jeff Petry	3	0	1	1 -2	0	0	0	Nick Bonino	2	0	2	1 1	0	0	0
Nail Yakupov	3	0	1	1 -2	0	0	0	Cam Fowler	3	1	0	1 1	0	1	0
Mike Brown	3	0	0	0 0	2	0	0	Kyle Palmieri	3	1	0	1 1	0	0	0
Shawn Horcoff	3	0	0	0 -1	6	0	0	Sami Vatanen	2	1	0	1 2	0	0	0
Ryan Jones	3	0	0	0 0	4	0	0	Francois Beauchemin	3	0	1	1 1	2	0	0
Justin Schultz	3	0	0	0 -2	0	0	0	Emerson Etem	3	0	1	1 1	0	0	0
Ladislav Smid	3	0	0	0 -2	2	0	0	Ben Lovejoy	3	0	1	1 1	4	0	0
Jerred Smithson	3	0	0	0 -1	0	0	0	Toni Lydman	3	0	1	1 0	0	0	0
Ryan Smyth	3	0	0	0 0	0	0	0	David Steckel	3	0	1	1 1	0	0	0
Mark Fistric	2	0	0	0 -1	2	0	0	Daniel Winnik	3	0	1	1 2	4	0	0
Teemu Hartikainen	2	0	0	0 -1	0	0	0	Matt Beleskey	2	0	1	1 1	2	0	0
Anton Lander	2	0	0	0 -1	0	0	0	Bobby Ryan	2	0	1	1 -1	0	0	0
Magnus Paajarvi	2	0	0	0 -1	0	0	0	Bryan Allen	3	0	0	0 3	0	0	0
Corey Potter	2	0	0	0 0	0	0	0	Andrew Coglian	3	0	0	0 0	2	0	0
Ryan Whitney	2	0	0	0 -1	0	0	0	Teemu Selanne	3	0	0	0 1	0	0	0
Eric Belanger	1	0	0	0 0	0	0	0	Matthew Lombardi	1	0	0	0 -1	0	0	0
Ryan Nugent-Hopkins	1	0	0	0 0	4	0	0	Luca Sbisa	1	0	0	0 0	2	0	0
Lennart Petrell	1	0	0	0 0	0	0	0	Brad Staubitz	1	0	0	0 0	0	0	0

OILERS GOALTENDER	GP	MIN	W-L-OT	SO	GA	SA	SV	GAA	SV%
Devan Dubnyk	2	117	0-2-0	0	5	68	63	2.57	.926
Nikolai Khabibulin	1	60	0-1-0	0	3	28	25	3.00	.893
DUCKS GOALTENDER	GP	MIN	W-L-OT	SO	GA	SA	SV	GAA	SV%
Jonas Hiller	2	120	2-0-0	0	2	56	54	1.00	.964
Viktor Fasth	1	60	1-0-0	0	0	24	24	0.00	1.000

GOALS BY PERIOD						SHOTS BY PERIOD					
	1	2	3	OT	TOTAL		1	2	3	OT	TOTAL
Oilers	1	0	1	0	2	Oilers	29	17	34	0	80
Ducks	4	1	3	0	8	Ducks	34	35	27	0	96
POWERPLAY						PENALTY KILLING					
		PPG	ATT		PCT.				PK	TSH	PCT.
Oilers		2	13		15.4	Oilers			11	13	84.6
Ducks		3	11		27.3	Ducks			10	10	100.0



BOSTON BRUINS

TD Garden
100 Legends Way
Boston, MA 02114

2013-14 GAMES VS. BOSTON

At Edmonton – December 12

At Boston – February 1*

* Afternoon Game

CLUB DIRECTORY

Owner & Governor, Boston Bruins	Jeremy M. Jacobs
Chairman, NHL Board of Governors	Charlie Jacobs
Principal, Boston Bruins	Charlie Jacobs, Jeremy Jacobs, Jr., Louis Jacobs
Alternate Governors	Harry Sinden, Peter Chiarelli, Cam Neely
Senior Advisor to the Owner	Harry Sinden
President	Cam Neely
Sr. Vice President, Sales	Glen Thornborough
Vice President, Finance	Jim Bednarek
Vice President, Marketing	Jen Compton
Vice President, Communications & Content	Matthew Chmura
Vice President, Corporate Partnerships	Chris Johnson
Vice President, Premium Sales & Service	Leah Leahy
Director of Administration	Dale Hamilton-Powers
Executive Assistants	Rita Brandano, Maria Poirier
Administrative Assistant	Karen Ondo
General Manager	Peter Chiarelli
Assistant General Managers	Jim Benning, Don Sweeney
Director of Player Personnel	Scott Bradley
Director of Amateur Scouting	TBA
Assistant Director of Amateur Scouting	Scott Fitzgerald
Director of Hockey Administration & Scout	Ryan Nadeau
Assistant to Hockey Administration	Cole Burkhalter
Team Road Services Coordinator	John Bucyk
Head Coach	Claude Julien
Assistant Coaches	Doug Houda, Geoff Ward, Doug Jarvis
Goaltending Coach	Bob Essensa
Video Analyst	Jeremy Rogalski
Assistant Director of Media Relations	Eric Tosi
Director of Publications & Information	Heidi Holland
Digital Content Specialist	Caryn Switaj
Web Video Producer	Jonathan Gotlib
Communications Specialist	Erika Wentzell
Content Specialist	Brandon McNelis
TV Rightsholder	New England Sports Network (NESN)
Radio play-by-play / analyst	Jack Edwards / Andy Brickley
Arena (Capacity)	TD Banknorth Garden (17,565)
Public Relations Phone	(617) 624-BEAR (2327)
Public Relations FAX	(617) 523-7184
Website	www.bostonbruins.com

EDMONTON OILERS VS. BOSTON BRUINS

YEARLY RECORD 1979-80 TO 2012-13

SEASON	GP	W	L	T	OTL	GF	GA	PTS	PCT.	AT EDMONTON			AT BOSTON		
										W-L-T-OTL	GF	GA	W-L-T-OTL	GF	GA
1979-80	4	0	4	0	—	6	17	0	.000	0-2-0-0	3	6	0-2-0-0	3	11
1980-81	4	1	3	0	—	13	23	2	.250	1-1-0-0	8	10	0-2-0-0	5	13
1981-82	3	0	1	2	—	8	11	2	.333	0-0-2-0	6	6	0-1-0-0	2	5
1982-83	3	0	2	1	—	11	16	1	.167	0-1-0-0	3	5	0-1-1-0	8	11
1983-84	3	2	1	0	—	8	6	4	.667	2-0-0-0	7	2	0-1-0-0	1	4
1984-85	3	2	1	0	—	14	10	4	.667	1-0-0-0	7	2	1-1-0-0	7	8
1985-86	3	2	1	0	—	13	11	4	.667	1-1-0-0	8	8	1-0-0-0	5	3
1986-87	3	1	2	0	—	10	10	2	.333	1-0-0-0	6	2	0-2-0-0	4	8
1987-88	3	1	1	1	—	10	12	3	.500	1-1-0-0	8	10	0-0-1-0	2	2
1988-89	3	0	3	0	—	7	13	0	.000	0-1-0-0	2	4	0-2-0-0	5	9
1989-90	3	0	2	1	—	5	12	1	.167	0-1-1-0	3	6	0-1-0-0	2	6
1990-91	3	1	2	0	—	15	11	2	.333	1-0-0-0	8	1	1-1-0-0	7	10
1991-92	3	1	2	0	—	10	14	2	.333	0-1-0-0	3	5	1-1-0-0	7	9
1992-93	2	1	1	0	—	7	9	2	.500	0-1-0-0	3	6	1-0-0-0	4	3
1993-94	2	0	2	0	—	2	8	0	.000	0-1-0-0	1	3	0-1-0-0	1	5
1994-95	DID NOT PLAY														
1995-96	2	1	1	0	—	8	10	2	.500	0-1-0-0	4	7	1-0-0-0	4	3
1996-97	2	2	0	0	—	10	3	4	1.000	1-0-0-0	4	3	1-0-0-0	6	0
1997-98	2	0	2	0	—	2	5	0	.000	0-1-0-0	1	2	0-1-0-0	1	3



EDMONTON OILERS VS. BOSTON BRUINS

YEARLY RECORD 1979-80 TO 2012-13

SEASON	GP	W	L	T	OTL	GF	GA	PTS	PCT.	AT EDMONTON			AT BOSTON		
										W-L-T-OTL	GF	GA	W-L-T-OTL	GF	GA
1998-99	1	0	1	0	—	0	2	0	.000	0-1-0-0	0	2	0-0-0-0	0	0
1999-00	2	1	0	1	0	6	4	3	.750	1-0-0-0	4	2	0-0-1-0	2	2
2000-01	1	1	0	0	0	6	1	2	1.000	1-0-0-0	6	1	0-0-0-0	0	0
2001-02	1	0	0	0	1	0	1	1	.500	0-0-0-0	0	0	0-0-0-1	0	1
2002-03	2	0	2	0	0	4	10	0	.000	0-1-0-0	3	4	0-1-0-0	1	6
2003-04	1	0	1	0	0	3	4	0	.000	0-0-0-0	0	0	0-1-0-0	3	4
2004-05									DID NOT PLAY						
2005-06	1	0	0	0	1	4	5	1	.500	0-0-0-1	4	5	0-0-0-0	0	0
2006-07	1	0	1	0	0	0	3	0	.000	0-0-0-0	0	0	0-1-0-0	0	3
2007-08									DID NOT PLAY						
2008-09	1	0	0	0	1	0	1	1		0-0-0-1	0	1	0-0-0-0	0	0
2009-10	1	0	1	0	0	0	2	0		0-0-0-0	-	-	0-1-0-0	0	2
2010-11	1	0	1	0	0	2	3	0		0-1-0-0	2	3	0-0-0-0	0	0
2011-12	1	0	1	0	0	3	6	0		0-0-0-0	-	-	0-1-0-0	3	6
2012-13									DID NOT PLAY						
TOTALS	65	17	38	6	3	187	243	43		11-16-3-2	104	106	6-23-3-1	83	137

EDMONTON OILERS VS. BOSTON BRUINS (DID NOT PLAY 2012-13 SEASON)

AT EDMONTON

WINNING GOAL

NA

OILERS	GP	G	A	P +/-	PIM	PP	SH	BRUINS	GP	G	A	P +/-	PIM	PP	SH
NA								NA							

OILERS GOALTENDER	GP	MIN	W-L-OT	SO	GA	SA	SV	GAA	SV%
NA									

BRUINS GOALTENDER	GP	MIN	W-L-OT	SO	GA	SA	SV	GAA	SV%
NA									

GOALS BY PERIOD	1	2	3	OT	TOTAL	SHOTS BY PERIOD	1	2	3	OT	TOTAL
NA						NA					

POWERPLAY	PPG	ATT	PCT.	PENTALTY KILLING	PK	TSH	PCT.
NA				NA			


BUFFALO SABRES

First Niagara Center
One Seymour H. Knox III Plaza
Buffalo, NY 14203

2013-14 GAMES VS. BUFFALO

At Edmonton – March 20
At Buffalo – February 3

CLUB DIRECTORY

Owner	Terrence M. Pegula
President	Theodore N. Black
Senior Advisors	Ken Sawyer, Clifford Benson
General Manager	Darcy Regier
Assistant General Manager	Kevin Devine
Assistant to the General Manager	Mark Jakubowski
Director, Hockey Technologies/Innovation	Scott Schranz
Coordinator, Hockey Operations	Michael Birmingham
Scouting Directors, Pro / Amateur	Jon Christiano / Al MacAdam
Head Amateur Scout	Dave Torrie
Amateur Scouts	Al MacAdam, Iouri Khmylev, Craig Benning, Kim Gellert, Eric Weissman, Toby O'Brien, Monty Trotter, Fredrik Andersson, Austin Dunne, Paul Merritt, Bo Berglund, Norm Poisson, Jussi Kari-Koskinen, Keith Hendrickson, Teemu Numminen, Brandon Jay, Victor Nybladh, Jim Kovachik, Chris Moulton
Hockey Technologies Manager	Kyle Kiezbak
Hockey Ops Asst. / Hockey Relations Coord.	Brett Ruff / Jessica Kindron
Head Coach	Ron Rolston
Assistant Coaches	Joe Sacco, Teppo Numminen
Goaltender Coach / Admin. Asst. Coach	Jim Corsi / Corey Smith
Strength & Conditioning Coach / Assistant Coach	Doug McKenney / J.T. Allaire
Hockey Data Analyst / Video Assistant	Jason Nightingale / Neil McKenney
V.P., Broadcasting	Chrisanne Bellas
Broadcast Team	Rick Jeanneret (Play-by-Play), Rob Ray (Color), Dan Dunleavy (Play-by-Play/Reporter), Brian Duff (Studio Host), Mike Robitaille, Darny Gare (Analysts)
Host, Sabres Hockey Hotline	Kevin Sylvester
V.P., Public & Community Relations	Michael Gilbert
Director, Media Relations	Chris Bandura
P.R. Assistants	Ian Ott, Marc Heintzman
Community Relations Director	Rich Jureller
Community Relations Manager/Assistant	Teresa Belbas / Lauren Yurko
Youth Hockey Coord. / Team Photographer	Ed Grudzinski / Bill Wippert
President, Alumni Relations	Rob Ray
Corporate & Community Relations Liaison	Gilbert Perreault
Arena (Capacity)	HSBC Arena (18,690)
Public Relations Phone	(716) 855-4100
Public Relations FAX	(716) 855-4110
Tickets, U.S.	(888) GO-SABRES
Canada	(888) 669-GOAL
Website	www.sabres.com

EDMONTON OILERS VS. BUFFALO SABRES
YEARLY RECORD 1979-80 TO 2012-13

SEASON	GP	W	L	T	OTL	GF	GA	PTS	PCT.	AT EDMONTON				AT BUFFALO			
										W-L-T-OTL	GF	GA		W-L-T-OTL	GF	GA	
1979-80	4	1	2	1	—	19	22	3	.375	1-1-0-0	8	9		0-1-1-0	11	13	
1980-81	4	1	1	2	—	13	12	4	.500	1-0-1-0	8	5		0-1-1-0	5	7	
1981-82	3	2	1	0	—	11	7	4	.667	1-1-0-0	5	4		1-0-0-0	6	3	
1982-83	3	2	1	0	—	15	12	4	.667	1-0-0-0	6	2		1-1-0-0	9	10	
1983-84	3	2	1	0	—	12	6	4	.667	2-0-0-0	11	3		0-1-0-0	1	3	
1984-85	3	2	0	1	—	15	12	5	.833	0-0-1-0	4	4		2-0-0-0	11	8	
1985-86	3	1	2	0	—	9	11	2	.333	1-1-0-0	7	7		0-1-0-0	2	4	
1986-87	3	2	1	0	—	13	11	4	.667	1-0-0-0	5	3		1-1-0-0	8	8	
1987-88	3	3	0	0	—	16	6	6	1.000	2-0-0-0	11	4		1-0-0-0	5	2	
1988-89	3	2	0	1	—	17	12	5	.833	1-0-0-0	7	3		1-0-1-0	10	9	
1989-90	3	2	1	0	—	15	9	4	.667	2-0-0-0	10	3		0-1-0-0	5	6	
1990-91	3	2	1	0	—	9	7	4	.667	1-0-0-0	4	2		1-1-0-0	5	5	
1991-92	3	1	1	1	—	11	14	3	.500	1-0-0-0	5	2		0-1-1-0	6	12	
1992-93	2	2	0	0	—	8	6	4	1.000	1-0-0-0	3	2		1-0-0-0	5	4	
1993-94	2	0	1	1	—	4	7	1	.250	0-1-0-0	3	6		0-0-1-0	1	1	
1994-95	DID NOT PLAY																
1995-96	2	1	1	0	—	6	8	2	.500	1-0-0-0	5	4		0-1-0-0	1	4	
1996-97	2	2	0	0	—	7	4	4	1.000	1-0-0-0	4	3		1-0-0-0	3	1	



EDMONTON OILERS VS. BUFFALO SABRES

YEARLY RECORD 1979-80 TO 2012-13

SEASON	GP	W	L	T	OTL	GF	GA	PTS	PCT.	AT EDMONTON			AT BUFFALO		
										W-L-T-OTL	GF	GA	W-L-T-OTL	GF	GA
1997-98	2	0	1	1	—	4	5	1	.250	0-1-0-0	0	1	0-0-1-0	4	4
1998-99	2	2	0	0	—	11	6	4	1.000	1-0-0-0	6	3	1-0-0-0	5	3
1999-00	1	0	0	1	0	2	2	1	.500	0-0-0-0	0	0	0-0-1-0	2	2
2000-01	2	2	0	0	0	7	2	4	1.000	1-0-0-0	3	2	1-0-0-0	4	0
2001-02	1	1	0	0	0	3	0	2	1.000	0-0-0-0	0	0	1-0-0-0	3	0
2002-03	1	0	0	1	0	1	1	1	.500	0-0-1-0	1	1	0-0-0-0	0	0
2003-04	1	1	0	0	0	4	1	2	1.000	1-0-0-0	4	1	0-0-0-0	0	0
2004-05	DID NOT PLAY														
2005-06	1	0	1	0	0	1	3	0	.000	0-1-0-0	1	3	0-0-0-0	0	0
2006-07	1	0	0	0	1	1	2	1	.500	0-0-0-0	0	0	0-0-0-1	1	2
2007-08	DID NOT PLAY														
2008-09	1	0	1	0	0	2	10	0		0-1-0-0	2	10	0-0-0-0	0	0
2009-10	1	0	1	0	0	1	3	0		0-0-0-0	0	0	0-1-0-0	1	3
2010-11	1	0	1	0	0	2	4	0		0-1-0-0	2	4	0-0-0-0	0	0
2011-12	1	0	1	0	0	3	4	0		0-0-0-0	-	-	0-1-0-0	3	4
2012-13	DID NOT PLAY														
TOTALS	65	34	20	10	1	242	209	79		21-8-3-0	125	91	13-12-7-1	117	118

EDMONTON OILERS VS. BUFFALO SABRES (DID NOT PLAY 2012-13 SEASON)

AT EDMONTON

WINNING GOAL

NA

OILERS	GP	G	A	P +/-	PIM	PP	SH	SABRES	GP	G	A	P +/-	PIM	PP	SH
NA								NA							

OILERS GOALTENDER	GP	MIN	W-L-OT	SO	GA	SA	SV	GAA	SV%
NA									

SABRES GOALTENDER	GP	MIN	W-L-OT	SO	GA	SA	SV	GAA	SV%
NA									

GOALS BY PERIOD	1	2	3	OT	TOTAL	SHOTS BY PERIOD	1	2	3	OT	TOTAL
NA						NA					

POWERPLAY	PPG	ATT	PCT.	PENTALTY KILLING	PK	TSH	PCT.
NA				NA			


CALGARY FLAMES

Scotiabank Saddledome
P.O. Box 1540 Station M
Calgary, Alberta T2P 3B9

2013-14 GAMES VS. CALGARY

At Edmonton – December 7, March 1 and March 22
At Calgary – November 16, December 27

CLUB DIRECTORY

Owners	N. Murray Edwards (Chairman), Alvin G. Libin, Allan P. Markin, Jeff McCaig, Clayton H. Riddell
President & Chief Executive Officer	Ken King
President, Hockey Operations	Brian Burke
Senior V.P., Finance and Administration & CFO	John Bean
General Manager	Jay Feaster
Assistant G.M./Sr. VP of Hockey Admin	Michael Holditch
V.P., Building Operations	Libby Raines
V.P., Advertising, Sponsorship & Marketing	Jim Bagshaw
V.P., Sales, Customer Service & Ticketing	Rollie Cyr
V.P., Communications	Peter Hanlon
V.P., Business Development	Jim Peplinski
V.P., Food and Beverage	Mark Vaillant
General Manager	Jay Feaster
Assistant G.M./Player Personnel	John Weisbrod
Assistant G.M./Sr. VP of Hockey Admin	Michael Holditch
Special Assistant to the G.M.	Craig Conroy
Director, Hockey Administration	Mike Burke
Director, Player Development	Ron Sutter
Director of Amateur Scouting	Tod Button
Director, Video and Statistical Analysis	Chris Snow
Head Coach	Bob Hartley
Associate Coach	Jacques Cloutier
Assistant Coach	Martin Gelinas
Goaltending Coach	Clint Malarchuk
Senior Video Analyst	Jamie Pringle
Team Services Manager	Sean O'Brien
Exec. Asst. to GM and Hockey Operations	Brenda Koyich
Exec. Asst. to Sr. V.P. Hockey Ops and AGM	Anita Cranston
Radio Affiliate	The FAN 960 (960 AM)
TV Affiliate	Rogers Sportsnet, CBC-TV, TSN
Arena (Capacity)	Pengrowth Saddledome (19,289)
Public Relations Phone	(403) 777-2177
Public Relations FAX	(403) 777-2195
Website	www.calgaryflames.com

EDMONTON OILERS VS. CALGARY FLAMES
YEARLY RECORD 1979-80 TO 2012-13

EARLY RECORD 1979-80 TO 2012-13										AT EDMONTON				AT CALGARY			
SEASON	GP	W	L	T	OTL	GF	GA	PTS	PCT.	W-L-T-OTL	GF	GA	W-L-T-OTL	GF	GA		
1979-80*	4	1	2	1	—	15	20	3	.375	0-1-1-0	7	9	1-1-0-0	8	11		
1980-81	4	1	2	1	—	15	21	3	.375	1-1-0-0	9	13	0-1-1-0	6	8		
1981-82	8	5	2	1	—	41	31	11	.688	2-1-1-0	23	16	3-1-0-0	18	11		
1982-83	8	4	2	2	—	37	37	10	.625	3-0-1-0	22	17	1-2-1-0	15	20		
1983-84	8	7	0	1	—	53	28	15	.938	3-0-1-0	25	14	4-0-0-0	28	14		
1984-85	8	6	1	1	—	39	29	13	.813	3-0-1-0	22	13	3-1-0-0	17	16		
1985-86	8	6	1	1	—	40	33	13	.813	4-0-0-0	23	13	2-1-1-0	17	20		
1986-87	8	1	6	1	—	29	39	3	.188	1-2-1-0	13	16	0-4-0-0	16	23		
1987-88	8	3	4	1	—	33	33	7	.438	1-3-0-0	15	16	2-1-1-0	18	17		
1988-89	8	2	5	1	—	27	35	5	.313	2-1-1-0	19	13	0-4-0-0	8	22		
1989-90	8	3	4	1	—	21	32	7	.438	2-1-1-0	11	9	1-3-0-0	10	23		
1990-91	8	3	4	1	—	27	25	7	.438	2-2-0-0	13	11	1-2-1-0	14	14		
1991-92	7	3	3	1	—	21	27	7	.500	2-1-0-0	10	7	1-2-1-0	11	20		
1992-93	7	1	6	0	—	15	32	2	.143	1-3-0-0	8	16	0-3-0-0	7	16		
1993-94	6	1	5	0	—	16	29	2	.167	1-2-0-0	11	14	0-3-0-0	5	15		
1994-95	5	1	4	0	—	14	22	2	.200	1-2-0-0	9	12	0-2-0-0	5	10		
1995-96	6	2	4	0	—	17	22	4	.333	1-2-0-0	8	13	1-2-0-0	9	9		
1996-97	5	3	2	0	—	23	14	6	.600	2-0-0-0	8	4	1-2-0-0	15	10		
1997-98	5	3	1	1	—	17	13	7	.700	2-0-1-0	10	5	1-1-0-0	7	8		
1998-99	6	4	1	1	—	17	11	9	.750	2-0-1-0	9	6	2-1-0-0	8	5		
1999-00	6	2	3	0	1	20	15	5	.417	1-1-0-1	11	6	1-2-0-0	9	9		
2000-01	5	4	0	1	0	14	7	9	.900	2-0-0-0	5	2	2-0-1-0	9	5		
2001-02	5	2	2	1	0	8	8	5	.500	2-1-0-0	6	5	0-1-1-0	2	3		
2002-03	5	2	3	0	0	15	15	4	.400	0-2-0-0	4	8	2-1-0-0	11	7		
2003-04	6	1	4	1	0	7	11	3	.250	1-2-0-0	5	7	0-2-1-0	2	4		
2004-05	DID NOT PLAY																

DID NOT PLAY



EDMONTON OILERS VS. CALGARY FLAMES

YEARLY RECORD 1979-80 TO 2012-13

SEASON	GP	W	L	T	OTL	GF	GA	PTS	PCT.	AT EDMONTON			AT CALGARY		
										W-L-T-OTL	GF	GA	W-L-T-OTL	GF	GA
2005-06	8	3	5	0	0	18	26	6	.375	2-2-0-0	10	13	1-3-0-0	8	13
2006-07	8	3	5	0	0	14	21	6	.375	2-2-0-0	7	10	1-3-0-0	7	11
2007-08	8	4	4	0	0	18	18	8	.500	2-2-0-0	10	7	2-2-0-0	8	11
2008-09	6	3	2	0	1	19	18	6	.500	2-0-0-1	10	6	1-2-0-0	9	13
2009-10	6	0	5	0	1	11	24	1	.000	0-2-0-1	7	12	0-3-0-0	4	13
2010-11	6	1	3	0	2	17	23	4	.166	1-1-0-1	9	7	0-2-0-1	8	16
2011-12	6	2	4	0	0	15	18	4	.333	1-2-0-0	8	12	1-2-0-0	7	6
2012-13	4	2	2	0	0	16	11	4	.500	1-1-0-0	5	5	1-1-0-0	11	6
TOTALS	214	89	101	19	5	709	748	201	.460	53-40-10-4	372	337	36-61-9-1	337	413
CALGARY	210	88	99	18	5	694	728	198	.462	53-39-9-4	365	328	35-60-9-1	329	402
ATLANTA	4	1	2	1	0	15	20	3	.375	0-1-1-0	7	9	1-1-0-0	8	11

* Franchise in Atlanta during 1979-80 season. Moved to Calgary for 1980-81 season.

EDMONTON OILERS VS. CALGARY FLAMES

2012-13 RESULTS & STATISTICS

AT EDMONTON

13 Apr '13 CGY 4 @ EDM 1
01 Apr '13 CGY 1 @ EDM 4

WINNING GOAL

Dennis Wideman
Taylor Hall

AT CALGARY

03 Apr '13 EDM 8 @ CGY 2
26 Jan '13 EDM 3 @ CGY 4

WINNING GOAL

Nail Yakupov
Lee Stempniak

OILERS	GP	G	A	P	+/-	PIM	PP	SH	FLAMES	GP	G	A	P	+/-	PIM	PP	SH
Taylor Hall	4	2	7	9	3	0	1	0	Lee Stempniak	4	1	3	4	3	0	1	0
Justin Schultz	4	2	4	6	1	0	1	0	Tim Jackman	3	0	3	3	1	19	0	0
Jordan Eberle	4	3	2	5	3	4	1	0	Mikael Backlund	4	2	0	2	0	2	0	0
Ryan Nugent-Hopkins	4	1	4	5	2	2	1	0	Matt Stajan	3	2	0	2	-1	0	0	0
Nail Yakupov	4	3	1	4	2	2	1	0	Dennis Wideman	4	1	1	2	-1	0	1	0
Sam Gagner	4	2	1	3	1	0	0	0	Curtis Glencross	3	1	1	2	-1	4	0	0
Ryan Whitney	4	1	2	3	1	7	0	0	Sven Baertschi	2	1	1	2	2	0	0	0
Ryan Jones	3	1	2	3	4	5	0	0	Jay Bouwmeester	1	1	1	2	2	0	0	0
Lennart Petrell	4	1	1	2	0	0	0	0	TJ Brodie	4	0	2	2	-1	0	0	0
Shawn Horcoff	4	0	2	2	2	4	0	0	Jiri Hudler	4	0	2	2	-3	2	0	0
Jeff Petry	4	0	1	1	-2	2	0	0	Brian McGrattan	2	1	0	1	-1	2	0	0
Ryan Smyth	4	0	1	1	-2	2	0	0	Maxwell Reinhart	1	1	0	1	1	2	0	0
Ales Hemsky	3	0	1	1	0	0	0	0	Mike Cammalleri	4	0	1	1	0	4	0	0
Magnus Paajarvi	4	0	0	0	-4	4	0	0	Mark Giordano	4	0	1	1	0	2	0	0
Nick Schultz	4	0	0	0	0	2	0	0	Steve Begin	3	0	1	1	-2	5	0	0
Ladislav Smid	4	0	0	0	-2	4	0	0	Alex Tanguay	3	0	1	1	-1	0	0	0
Mike Brown	3	0	0	0	-2	7	0	0	Jarome Iginla	1	0	1	1	1	2	0	0
Corey Potter	3	0	0	0	5	0	0	0	Roman Cervenka	4	0	0	0	-4	0	0	0
Eric Belanger	1	0	0	0	1	4	0	0	Cory Sarich	4	0	0	0	-2	2	0	0
Mark Fistic	1	0	0	0	0	0	0	0	Chris Butler	3	0	0	0	0	7	0	0
Darcy Hordichuk	1	0	0	0	-1	2	0	0	Blake Comeau	2	0	0	0	0	4	0	0
Jerred Smithson	1	0	0	0	-1	0	0	0	Roman Horak	2	0	0	0	0	0	0	0
									Derek Smith	2	0	0	0	-1	0	0	0
									Akim Aliu	1	0	0	0	0	0	0	0
									Anton Babchuk	1	0	0	0	-1	0	0	0
									Brett Carson	1	0	0	0	0	0	0	0
									Blair Jones	1	0	0	0	0	2	0	0
									Ben Street	1	0	0	0	-1	0	0	0

OILERS GOALTENDERS	GP	MIN	W-L-OT	SO	GA	SA	SV	GAA	SV%
Devan Dubnyk	3	178	2-1-0	7	90	83	2.36	.922	
Nikolai Khabibulin	1	60	0-1-0	4	38	34	4.00	.895	
FLAMES GOALTENDERS	GP	MIN	W-L-OT	SO	GA	SA	SV	GAA	SV%
Joey MacDonald	3	163	1-1-0	10	82	72	3.67	.878	
Miikka Kiprusoff	2	76	1-1-0	6	26	20	4.73	.769	

GOALS BY PERIOD						SHOTS BY PERIOD					
	1	2	3	OT	TOTAL		1	2	3	OT	TOTAL
Oilers	7	4	5	0	16	Oilers	41	38	29	0	108
Flames	5	4	2	0	11	Flames	42	38	48	0	128
POWERPLAY			PPG	ATT	PCT.	PENALTY KILLING			PK	TSH	PCT.
Oilers			5	12	41.7	Oilers			11	13	84.6
Flames			2	13	15.4	Flames			7	12	58.3



CAROLINA HURRICANES

PNC Arena
1400 Edwards Mill Road
Raleigh, NC 27607

2013-14 GAMES VS. CAROLINA

At Edmonton – December 10

At Carolina – March 16*

* Afternoon Game

CLUB DIRECTORY

Chief Executive Officer/Owner/Governor	Peter Karmanos, Jr.
President/General Manager	Jim Rutherford
Executive Vice President/Assistant General Manager	Jason Karmanos
Executive Vice President/Chief Financial Officer	Mike Amendola
Executive Vice President/General Manager, PNC Arena	Davin Olsen
Vice President of Hockey Operations	Ron Francis
Head Coach	Kirk Muller
Assistant Coaches	Rod Brind'Amour, Dave Lewis, John MacLean
Goaltending Coach	Greg Stefan
Director of Defensemen Development	Glen Wesley
Director of Forwards Development	Cory Stillman
Video Coach	Chris Huffine
Vice President of Team Operations	Brian Tatum
Video Scout/Hockey Operations Assistant	Darren Yorke
Scouting Directors, Amateur / Pro	Tony MacDonald / Marshall Johnston
Charlotte Checkers Head Coach/G.M.	Jeff Daniels
Television Play-by-Play / Analyst	John Forslund / Tripp Tracy
Radio Play-by-Play	Chuck Kaiton
Sideline Reporter/Host	Chantel McCabe
Senior Director of Communications	Mike Sundheim
Director of Media Relations and Broadcasting	Kyle Hanlin
Team Photographer	Gregg Forwerck
Arena (Capacity)	RBC Center (18,680)
Public Relations Phone	(919) 467-7825
Public Relations FAX	(919) 462-0123
Tickets	1.866.NHL.CANES
Website	www.carolinahurricanes.com

EDMONTON OILERS VS. CAROLINA HURRICANES

YEARLY RECORD 1979-80 TO 2012-13

SEASON										AT EDMONTON				AT CAROLINA			
SEASON	GP	W	L	T	OTL	GF	GA	PTS	PCT.	W-L-T-OTL	GF	GA	W-L-T-OTL	GF	GA		
1979-80	4	1	2	1	—	8	13	3	.375	1-0-1-0	6	3	0-2-0-0	2	10		
1980-81	4	2	1	1	—	23	18	5	.625	1-0-1-0	12	10	1-1-0-0	11	8		
1981-82	3	2	0	1	—	16	10	5	.833	2-0-0-0	12	6	0-0-1-0	4	4		
1982-83	3	2	0	1	—	17	10	5	.833	1-0-0-0	4	2	1-0-1-0	13	8		
1983-84	3	2	1	0	—	10	17	4	.667	2-0-0-0	10	6	0-1-0-0	0	11		
1984-85	3	2	1	0	—	17	13	4	.667	1-0-0-0	6	3	1-1-0-0	11	10		
1985-86	3	3	0	0	—	16	9	6	1.000	2-0-0-0	12	8	1-0-0-0	4	1		
1986-87	3	2	1	0	—	11	10	4	.667	1-0-0-0	4	1	1-1-0-0	7	9		
1987-88	3	2	1	0	—	13	7	4	.667	1-1-0-0	8	6	1-0-0-0	5	1		
1988-89	3	2	1	0	—	14	13	4	.667	1-0-0-0	7	4	1-1-0-0	7	9		
1989-90	3	0	1	2	—	9	11	2	.333	0-1-1-0	5	7	0-0-1-0	4	4		
1990-91	3	2	1	0	—	9	10	4	.667	1-0-0-0	4	3	1-1-0-0	5	7		
1991-92	3	3	0	0	—	10	3	6	1.000	2-0-0-0	7	2	1-0-0-0	3	1		
1992-93	2	1	1	0	—	6	8	2	.500	1-0-0-0	3	1	0-1-0-0	3	7		
1993-94	2	0	1	1	—	6	9	1	.250	0-1-0-0	2	5	0-0-1-0	4	4		
1994-95	DID NOT PLAY																
1995-96	2	0	1	1	—	5	9	1	.250	0-1-0-0	1	5	0-0-1-0	4	4		
1996-97	2	2	0	0	—	6	3	4	1.000	1-0-0-0	2	1	1-0-0-0	4	2		
1997-98	2	0	2	0	—	5	10	0	.000	0-1-0-0	4	6	0-1-0-0	1	4		
1998-99	2	0	1	1	—	2	5	1	.250	0-0-1-0	2	2	0-1-0-0	0	3		
1999-00	2	0	0	2	0	5	5	2	.500	0-0-1-0	3	3	0-0-1-0	2	2		
2000-01	1	1	0	0	0	3	2	2	1.000	0-0-0-0	0	0	1-0-0-0	3	2		
2001-02	2	0	1	1	0	2	5	1	.250	0-1-0-0	1	4	0-0-1-0	1	1		



EDMONTON OILERS VS. CAROLINA HURRICANES

YEARLY RECORD 1979-80 TO 2012-13

SEASON	GP	W	L	T	OTL	GF	GA	PTS	PCT.	AT EDMONTON			AT CAROLINA		
										W-L-T-OTL	GF	GA	W-L-T-OTL	GF	GA
2002-03	1	1	0	0	0	4	1	2	1.000	1-0-0-0	4	1	0-0-0-0	0	0
2003-04	1	0	1	0	0	2	3	0	.000	0-1-0-0	2	3	0-0-0-0	0	0
2004-05	DID NOT PLAY														
2005-06	DID NOT PLAY														
2006-07	1	1	0	0	0	3	1	2	1.000	1-0-0-0	3	1	0-0-0-0	0	0
2007-08	1	0	1	0	0	2	7	0	.000	0-0-0-0	0	0	0-1-0-0	2	7
2008-09	1	1	0	0	0	3	1	2		0-0-0-0	0	0	1-0-0-0	3	1
2009-10	1	1	0	0	0	4	2	2		1-0-0-0	4	2	0-0-0-0	0	0
2010-11	1	0	1	0	0	1	7	0		0-0-0-0	0	0	0-1-0-0	1	7
2011-12	1	0	1	0	0	3	5	0		0-1-0-0	3	5	0-0-0-0	—	—
2012-13	DID NOT PLAY														
TOTALS	66	33	21	12	0	235	227	78		21-8-5-0	131	100	12-13-7-0	104	127
CAROLINA	17	5	8	4	0	39	54	14		3-4-2-0	26	27	2-5-2-0	13	27
HARTFORD	49	28	13	8	0	196	173	64	.653	18-4-3-0	105	73	10-9-5-0	91	100

* Franchise in Hartford from 1979-80 to 1996-97. Moved to Carolina for 1997-98 season.

EDMONTON OILERS VS. CAROLINA HURRICANES (DID NOT PLAY 2012-13 SEASON)

AT EDMONTON

WINNING GOAL

NA

OILERS	GP	G	A	P +/-	PIM	PP	SH	HURRICANES	GP	G	A	P +/-	PIM	PP	SH
NA								NA							

OILERS GOALTENDER	GP	MIN	W-L-OT	SO	GA	SA	SV	GAA	SV%
NA									

HURRICANES GOALTENDER	GP	MIN	W-L-OT	SO	GA	SA	SV	GAA	SV%
NA									

GOALS BY PERIOD	1	2	3	OT	TOTAL	SHOTS BY PERIOD	1	2	3	OT	TOTAL
NA						NA					

POWERPLAY	PPG	ATT	PCT.	PENTALTY KILLING	PK	TSH	PCT.
NA				NA			



CHICAGO BLACKHAWKS

United Center
1901 W. Madison Street
Chicago, IL 60612

2013-14 GAMES VS. CHICAGO

At Edmonton – November 25
At Chicago – November 10, January 12

CLUB DIRECTORY

Chairman	W. Rockwell "Rocky" Wirtz
President/CEO	John F. McDonough
Executive Vice President	Jay Blunk
Vice President/General Manager	Stan Bowman
Vice President/Asst. to the President	Al MacIsaac
Vice President, Ticket Ops and Customer Relations	Chris Werner
Assistant General Manager	Norm Maciver
Sr. Exec Asst./Marketing Coordinator	Kayla Kindred
Coordinator, Special Projects/Sr. Exec. Mgmt.	Jillian Smith
Exec. Asst. to VP/GM and Hockey Operations	Lauren Peterson
Head Coach	Joel Quenneville
Assistant Coaches	Mike Kitchen, Jamie Kompon
Goaltending Coach	Steve Weeks
Video Coach	Tim Campbell
Skating and Skills Development	Kevin Delaney
Developmental Goaltending Coach	Andrew Allen
Senior Advisor, Hockey Operations	Scotty Bowman
Director, Player Personnel	Pierre Gauthier
Scouting Directors, Amateur / Pro	Mark Kelley / Ryan Stewart
Director, Player Development	Barry Smith
General Manager, Minor League Affiliations	Mark Bernard
Director, Player Recruitment	Ron Anderson
Chief Amateur Scout	Bruce Franklin
Senior Director, Team Services	Tony Ommen
Manager, Hockey Ops / Administration	Ian Gentile
Coordinator, Hockey Ops / Administration	Kyle Davidson
Player Development Coach	Keith Carney
Player Recruitment	Rick Comley
Hockey Analytics/Video Analyst	Adam Gill
Senior Director, Comm. and Community Relations	Brandon Faber
Director, Public Relations	Adam Rogovin
Manager, Community Relations	Ashley Hinton
Manager, Media Relations	Rob Tillotson
Coordinator, Team Photography	Chase Agnello-Dean
Assistant, Public Relations	Meghan Bower
Television Play-By-Play / Analyst / Studio Host	Pat Foley / Eddie Olczyk / Steve Kronrod
Radio Play-By-Play / Analyst / Studio Host	John Wiedeman / Troy Murray / Judd Sirott
Arena (Capacity)	United Center (19,717)
Public Relations Phone	(312) 455-7000
Public Relations FAX	(312) 455-7041
Website	www.chicagoblackhawks.com

EDMONTON OILERS VS. CHICAGO BLACKHAWKS

YEARLY RECORD 1979-80 TO 2012-13

SEASON	GP	W	L	T	OTL	GF	GA	PTS	PCT.	AT EDMONTON			AT CHICAGO		
										W-L-T-OTL	GF	GA	W-L-T-OTL	GF	GA
1979-80	4	3	1	0	—	17	12	6	.750	2-0-0-0	10	6	1-1-0-0	7	6
1980-81	4	3	1	0	—	22	15	6	.750	2-0-0-0	14	5	1-1-0-0	8	10
1981-82	3	1	1	1	—	16	11	3	.500	1-0-0-0	8	—	0-1-1-0	8	10
1982-83	3	1	1	1	—	20	16	3	.500	0-1-1-0	10	12	1-0-0-0	10	4
1983-84	3	2	1	0	—	15	12	4	.667	1-0-0-0	7	4	1-1-0-0	8	8
1984-85	3	3	0	0	—	17	9	6	1.000	2-0-0-0	10	6	1-0-0-0	7	3
1985-86	3	3	0	0	—	20	15	6	1.000	1-0-0-0	4	3	2-0-0-0	16	12
1986-87	3	1	2	0	—	18	13	2	.333	1-1-0-0	14	7	0-1-0-0	4	6
1987-88	3	1	2	0	—	12	14	2	.333	1-0-0-0	4	3	0-2-0-0	8	11
1988-89	3	0	2	1	—	7	13	1	.167	0-2-0-0	5	11	0-0-1-0	2	7
1989-90	3	1	2	0	—	12	13	2	.333	1-0-0-0	4	4	0-2-0-0	7	6
1990-91	3	1	2	0	—	8	11	2	.333	1-1-0-0	6	6	0-1-0-0	3	5
1991-92	3	1	2	0	—	11	10	2	.333	1-1-0-0	6	6	0-1-0-0	2	4
1992-93	4	1	2	1	—	12	19	3	.375	0-2-0-0	5	13	1-0-1-0	7	6
1993-94	4	1	3	0	—	6	11	2	.250	0-2-0-0	2	6	1-1-0-0	4	5
1994-95	4	0	4	0	—	4	21	0	.000	0-2-0-0	2	12	0-2-0-0	2	9
1995-96	4	0	3	1	—	8	17	1	.125	0-2-0-0	3	9	0-1-1-0	5	8
1996-97	4	1	2	1	—	11	14	3	.375	1-0-1-0	8	6	0-2-0-0	3	8
1997-98	4	1	3	0	—	9	18	2	.625	0-0-2-0	2	2	1-0-1-0	7	6
1998-99	4	1	3	0	—	9	12	2	.250	0-2-0-0	5	7	1-1-0-0	4	5
1999-00	4	2	2	0	0	13	12	4	.500	1-1-0-0	6	4	1-1-0-0	7	8
2000-01	4	2	2	0	0	11	9	4	.500	1-0-1-0	5	5	1-0-1-0	5	4
2001-02	4	2	2	0	0	11	8	4	.500	2-0-0-0	8	1	0-2-0-0	2	7



EDMONTON OILERS VS. CHICAGO BLACKHAWKS

YEARLY RECORD 1979-80 TO 2012-13

SEASON	GP	W	L	T	OTL	GF	GA	PTS	PCT.	AT EDMONTON			AT CHICAGO		
										W-L-T-OTL	GF	GA	W-L-T-OTL	GF	GA
2002-03	4	2	1	1	0	11	9	5	.625	1-1-0-0	3	4	1-0-1-0	8	5
2003-04	4	4	0	0	0	18	10	8	1.000	2-0-0-0	10	4	2-0-0-0	8	6
2004-05	DID NOT PLAY														
2005-06	4	2	2	0	0	13	10	4	.500	1-1-0-0	8	4	1-1-0-0	5	6
2006-07	4	2	2	0	0	9	8	4	.500	2-0-0-0	7	2	0-2-0-0	2	6
2007-08	4	3	1	0	0	15	11	6	.750	2-0-0-0	7	3	1-1-0-0	8	8
2008-09	4	1	3	0	0	7	19	2	.250	0-2-0-0	3	12	1-1-0-0	4	7
2009-10	4	0	4	0	0	9	18	0	.000	0-2-0-0	4	9	0-2-0-0	5	9
2010-11	4	2	2	0	0	10	14	4	.500	0-2-0-0	1	9	2-0-0-0	9	5
2011-12	4	3	1	0	0	24	15	6	.750	2-0-0-0	17	6	1-1-0-0	7	9
2012-13	3	1	1	0	1	9	12	3	.500	0-1-0-0	1	4	1-0-0-1	8	8
TOTALS	120	52	55	12	0	413	421	117	.487	29-26-5-0	213	196	23-29-7-1	200	226

EDMONTON OILERS VS. CHICAGO BLACKHAWKS

2012-13 RESULTS & STATISTICS

AT EDMONTON			WINNING GOAL			AT CHICAGO			WINNING GOAL		
24 Apr '13	CHI 4 @ EDM 1		Patrick Kane			10 Mar '13	EDM 6 @ CHI 5		Taylor Hall		
						25 Feb '13	EDM 2 @ CHI 3 (OT)		Marian Hossa		

OILERS	GP	G	A	P	+/-	PIM	PP	SH	BLACKHAWKS	GP	G	A	P	+/-	PIM	PP	SH
Sam Gagner	3	2	1	3	-4	0	1	0	Patrick Kane	3	4	3	7	3	0	2	0
Nail Yakupov	3	2	1	3	-1	0	1	0	Marian Hossa	3	2	4	2	2	0	0	0
Justin Schultz	3	0	3	3	-2	2	0	0	Michal Rozsival	2	0	3	3	2	0	0	0
Taylor Hall	2	1	1	2	-3	0	1	0	Michal Handzus	1	0	3	3	0	0	0	0
Shawn Horcoff	2	1	1	2	0	2	1	0	Jonathan Toews	3	1	1	2	1	4	0	0
Ryan Whitney	1	1	1	2	-1	0	0	0	Patrick Sharp	2	1	1	2	4	0	0	0
Ryan Nugent-Hopkins	2	0	2	2	-1	0	0	0	Nick Leddy	3	0	2	2	4	2	0	0
Jeff Petry	3	1	0	1	-4	0	0	1	Brandon Saad	3	0	2	2	1	6	0	0
Mike Brown	2	1	0	1	1	0	0	0	Dave Bolland	1	0	2	2	1	0	0	0
Jordan Eberle	3	0	1	1	-5	0	0	0	Johnny Oduya	3	1	0	1	1	2	0	0
Magnus Paajarvi	3	0	1	1	0	2	0	0	Brent Seabrook	3	1	0	1	0	0	0	0
Nick Schultz	3	0	1	1	0	2	0	0	Viktor Stalberg	3	1	0	1	2	2	0	0
Ryan Smyth	3	0	1	1	0	0	0	0	Sheldon Brookbank	1	1	0	1	0	0	0	1
Mark Fistic	2	0	1	1	1	4	0	0	Duncan Keith	3	0	1	1	-1	2	0	0
Ales Hemsky	2	0	1	1	-1	0	0	0	Marcus Kruger	3	0	1	1	0	0	0	0
Lennart Petrell	2	0	1	1	2	0	0	0	Bryan Bickell	3	0	0	0	0	0	0	0
Corey Potter	3	0	0	0	1	0	0	0	Niklas Hjalmarsson	3	0	0	0	3	0	0	0
Ladislav Smid	3	0	0	0	-4	2	0	0	Jamal Mayers	3	0	0	0	-1	2	0	0
Teemu Hartikainen	2	0	0	0	-2	0	0	0	Andrew Shaw	3	0	0	0	-1	2	0	0
Ryan Jones	2	0	0	0	-1	0	0	0	Daniel Carcillo	2	0	0	0	-1	0	0	0
Eric Belanger	1	0	0	0	0	0	0	0	Michael Frolik	2	0	0	0	0	0	0	0
Ben Eager	1	0	0	0	-1	0	0	0	Drew LeBlanc	1	0	0	0	-1	0	0	0
Anton Lander	1	0	0	0	0	0	0	0									
Jerred Smithson	1	0	0	0	0	0	0	0									
Chris VandeVelde	1	0	0	0	-1	0	0	0									

OILERS GOALTENDERS	GP	MIN	W-L-OT	SO	GA	SA	SV	GAA	SV%
Yann Danis	1	30	1-0-0	0	3	24	21	5.95	.875
Nikolai Khabibulin	1	62	0-0-1	0	3	34	31	2.92	.912
Devan Dubnyk	2	89	0-1-0	0	5	42	37	3.38	.881
BLACKHAWKS GOALTENDER	GP	MIN	W-L-OT	SO	GA	SA	SV	GAA	SV%
Ray Emery	3	85	2-0-0	0	6	36	30	4.24	.833
Corey Crawford	2	95	0-1-0	0	3	30	27	1.88	.900

GOALS BY PERIOD						SHOTS BY PERIOD					
	1	2	3	OT	TOTAL		1	2	3	OT	TOTAL
Oilers	6	3	0	0	9	Oilers	31	17	18	0	66
Blackhawks	3	4	4	1	12	Blackhawks	24	36	35	6	101
POWERPLAY			PPG	ATT	PCT.	PENALTY KILLING			PK	TSH	PCT.
Oilers			4	12	33.3	Oilers			4	6	66.7
Blackhawks			2	6	33.3	Blackhawks			8	12	66.7


COLORADO AVALANCHE

Pepsi Center
1000 Chopper Circle
Denver, CO 80204

2013-14 GAMES VS. COLORADO

At Edmonton — December 5, April 8
At Colorado — December 19

CLUB DIRECTORY

Owner.....	E. Stanley Kroenke
President & Governor.....	Josh Kroenke
Exec. VP of Hockey Operations/Alt. Governor.....	Joe Sakic
General Manager/Alt. Governor.....	Greg Sherman
Assistant General Manager.....	Craig Billington
Vice President of Hockey Administration.....	Charlotte Grahame
Advisor.....	Pierre Lacroix
Head Coach/VP of Hockey Operations.....	Patrick Roy
Assistant Coaches.....	Tim Army, Andre Tourigny
Video Coach.....	Mario Duhamel
Goaltending Coach.....	Francois Allaire
Defense Development Consultant.....	Adam Foote
Sr. V.P., Communications & Business Operations.....	Jean Martineau
Exec. Director of Media Services.....	Brendan McNicholas
Team Services Coordinator.....	Erin DeGraff
Website/Media Relations Coordinator.....	Ron Knabenbauer
Arena (Capacity).....	Pepsi Center (18,007)
Public Relations Phone.....	(303) 405-1100
Public Relations FAX.....	(303) 893-0614
Press Box.....	(303) 575-1926
Website.....	www.coloradoavalanche.com

EDMONTON OILERS VS. COLORADO AVALANCHE
YEARLY RECORD 1979-80 TO 2012-13

MARKET RECORD 1979-80 TO 2012-13										AT EDMONTON			AT COLORADO		
SEASON	GP	W	L	T	OTL	GF	GA	PTS	PCT.	W-L-T-OTL	GF	GA	W-L-T-OTL	GF	GA
1979-80	4	2	2	0	—	15	11	4	.500	1-1-0-0	7	5	1-1-0-0	8	6
1980-81	4	1	3	0	—	17	20	2	.250	0-2-0-0	6	11	1-1-0-0	11	9
1981-82	3	1	2	0	—	23	19	2	.333	1-0-0-0	11	4	0-2-0-0	12	15
1982-83	3	1	1	1	—	19	17	3	.500	1-1-0-0	14	12	0-0-1-0	5	5
1983-84	3	3	0	0	—	21	10	6	1.000	1-0-0-0	8	1	2-0-0-0	13	9
1984-85	3	3	0	0	—	19	5	6	1.000	2-0-0-0	15	5	1-0-0-0	4	0
1985-86	3	2	1	0	—	16	11	4	.667	1-0-0-0	8	2	1-1-0-0	8	9
1986-87	3	3	0	0	—	14	6	6	1.000	2-0-0-0	10	5	1-0-0-0	4	1
1987-88	3	1	1	1	—	8	10	3	.500	1-0-0-0	4	1	0-1-1-0	4	9
1988-89	3	3	0	0	—	19	9	6	1.000	2-0-0-0	12	5	1-0-0-0	7	4
1989-90	3	3	0	0	—	15	5	6	1.000	1-0-0-0	5	1	2-0-0-0	10	4
1990-91	3	3	0	0	—	16	11	6	1.000	2-0-0-0	9	5	1-0-0-0	7	6
1991-92	2	2	0	0	—	14	4	4	1.000	1-0-0-0	8	2	1-0-0-0	6	2
1992-93	2	0	2	0	—	5	9	0	.000	0-1-0-0	2	3	0-1-0-0	3	6
1993-94	2	2	0	0	—	11	7	4	1.000	1-0-0-0	6	4	1-0-0-0	5	3
1994-95	DID NOT PLAY														
1995-96	5	1	3	1	—	15	25	3	.300	0-1-1-0	4	7	1-2-0-0	11	18
1996-97	5	0	4	1	—	11	21	1	.100	0-2-1-0	9	12	0-2-0-0	2	9
1997-98	6	1	5	0	—	11	24	2	.167	0-3-0-0	3	14	1-2-0-0	8	10
1998-99	6	3	3	0	—	20	20	6	.500	2-1-0-0	10	6	1-2-0-0	10	14
1999-00	6	2	3	1	0	14	14	5	.417	1-2-0-0	7	8	1-1-1-0	7	6
2000-01	5	1	3	1	0	12	14	3	.300	1-0-1-0	5	2	0-3-0-0	7	12
2001-02	5	2	2	1	0	13	12	5	.500	1-1-1-0	9	9	1-1-0-0	4	3
2002-03	5	2	2	1	0	11	12	5	.500	2-0-0-0	5	3	0-2-1-0	6	9
2003-04	6	2	3	0	1	16	20	5	.417	1-1-0-1	9	10	1-2-0-0	7	10
2004-05	DID NOT PLAY														
2005-06	8	4	4	0	0	25	30	8	.500	2-2-0-0	11	15	2-2-0-0	14	15
2006-07	8	4	4	0	0	23	32	8	.500	1-3-0-0	14	22	3-1-0-0	10	10
2007-08	8	2	4	0	2	24	32	6	.375	2-2-0-0	14	14	0-2-0-2	10	18



EDMONTON OILERS VS. COLORADO AVALANCHE

YEARLY RECORD 1979-80 TO 2012-13

SEASON	GP	W	L	T	OTL	GF	GA	PTS	PCT.	AT EDMONTON			AT COLORADO		
										W-L-T-OTL	GF	GA	W-L-T-OTL	GF	GA
2008-09	6	3	1	0	2	19	15	8	.666	1-0-0-2	7	8	2-1-0-0	12	7
2009-10	6	3	3	0	0	16	23	6	.500	2-1-0-0	11	11	1-2-0-0	5	12
2010-11	6	3	0	0	3	21	15	9	.750	1-0-0-2	8	9	2-0-0-1	13	6
2011-12	6	3	2	0	1	15	15	5	.583	2-1-0	8	6	1-1-1	7	9
2012-13	5	4	1	0	0	19	9	8	.800	2-0-0-0	10	5	2-1-0-0	9	4
TOTALS	146	70	59	8	9	518	487	155	.496	38-25-4-5	269	227	32-34-4-4	249	260
COLORADO	102	40	47	6	9	286	333	93	.402	21-20-4-5	144	161	19-27-2-4	142	172
QUEBEC	44	30	12	2	0	232	154	62	.705	17-5-0-0	125	66	13-7-2-0	107	88

* Franchise in Quebec City from 1979-80 to 1994-95. Moved to Denver for 1995-96 season.

EDMONTON OILERS VS. COLORADO AVALANCHE

2012-13 RESULTS & STATISTICS

AT EDMONTON			WINNING GOAL			AT COLORADO			WINNING GOAL		
16 Feb '13	COL 4	@ EDM 6	Magnus Paajarvi			19 Apr '13	EDM 4	@ COL 1	Justin Schultz		
28 Jan '13	COL 1	@ EDM 4	Jordan Eberle			12 Mar '13	EDM 4	@ COL 0	Shawn Horcoff		
						02 Feb '13	EDM 1	@ COL 3	Jamie McGinn		

OILERS	GP	G	A	P	+/-	PIM	PP	SH	AVALANCHE	GP	G	A	P	+/-	PIM	PP	SH
Taylor Hall	5	1	7	8	2	0	0	0	Jamie McGinn	5	2	4	6	-1	2	0	0
Sam Gagner	5	1	6	7	0	2	0	0	Matt Duchene	5	1	5	6	0	2	0	0
Jordan Eberle	5	4	2	6	1	0	2	0	John Mitchell	5	1	3	4	3	2	1	0
Ales Hemsky	4	3	3	6	1	0	2	0	PA Parenteau	5	3	0	3	0	2	0	0
Magnus Paajarvi	4	2	3	5	6	2	0	0	Tyson Barrie	2	0	2	2	-1	0	0	0
Ryan Nugent-Hopkins	5	3	1	4	3	0	1	0	Cody McLeod	5	1	0	1	1	4	0	0
Nail Yakupov	5	2	1	3	-1	0	1	0	Paul Stastny	5	1	0	1	-2	2	0	0
Nick Schultz	5	0	3	3	1	2	0	0	Milan Hejduk	4	0	1	1	-5	0	0	0
Shawn Horcoff	3	2	0	2	1	2	1	0	Shane O'Brien	4	0	1	1	-2	0	0	0
Justin Schultz	5	1	1	2	2	2	0	0	Ryan Wilson	3	0	1	1	1	2	0	0
Ryan Smyth	5	0	2	2	0	6	0	0	Patrick Bordeleau	5	0	0	0	-2	2	0	0
Ryan Whitney	4	0	2	2	-2	2	0	0	Matt Hunwick	5	0	0	0	1	2	0	0
Mark Fistric	3	0	2	2	3	4	0	0	Jan Hejda	4	0	0	0	-2	0	0	0
Jeff Petry	5	0	1	1	2	2	0	0	David Jones	4	0	0	0	-2	0	0	0
Eric Belanger	3	0	1	1	0	2	0	0	Chuck Kobasew	4	0	0	0	0	0	0	0
Teemu Hartikainen	3	0	1	1	0	2	0	0	Ryan O'Byrne	4	0	0	0	-3	6	0	0
Ladislav Smid	5	0	0	0	2	4	0	0	Greg Zanon	4	0	0	0	-1	6	0	0
Lennart Petrell	3	0	0	0	0	2	0	0	Erik Johnson	3	0	0	0	0	2	0	0
Corey Potter	3	0	0	0	1	2	0	0	Mark Olver	3	0	0	0	-2	0	0	0
Mike Brown	2	0	0	0	0	0	0	0	Gabriel Landeskog	2	0	0	0	-2	2	0	0
Ryan Jones	2	0	0	0	-1	0	0	0	Brad Malone	2	0	0	0	-3	0	0	0
Anton Lander	2	0	0	0	-2	2	0	0	Ryan O'Reilly	2	0	0	0	0	0	0	0
Ben Eager	1	0	0	0	0	0	0	0	Aaron Palushaj	2	0	0	0	0	2	0	0
Darcy Hordichuk	1	0	0	0	0	0	0	0	Stefan Elliott	1	0	0	0	0	0	0	0
Jerred Smithson	1	0	0	0	0	0	0	0	Michael Sgarbossa	1	0	0	0	0	0	0	0
Chris VandeVelde	1	0	0	0	0	0	0	0	David Van Der Gulik	1	0	0	0	1	2	0	0

OILERS GOALTENDER	GP	MIN	W-L-OT	SO	GA	SA	SV	GAA	SV%
Devan Dubnyk	5	258	3-1-0	0	7	158	151	1.63	.956
Nikolai Khabibulin	1	40	1-0-0	0	1	17	16	1.50	.941
AVALANCHE GOALTENDER	GP	MIN	W-L-OT	SO	GA	SA	SV	GAA	SV%
Semyon Varlamov	5	2	1-4-0	0	17	163	146	3.46	.896

GOALS BY PERIOD						SHOTS BY PERIOD					
	1	2	3	OT	TOTAL		1	2	3	OT	TOTAL
Oilers	8	6	5	0	19	Oilers	64	56	45	0	165
Avalanche	4	3	2	0	9	Avalanche	59	50	67	0	176
POWERPLAY					PENALTY KILLING						
		PPG	ATT	PCT.					PK	TSH	PCT.
Oilers		7	21	33.3	Oilers				18	19	94.7
Avalanche		1	19	5.3	Avalanche				14	21	66.7

VS COLUMBUS BLUE JACKETS



COLUMBUS BLUE JACKETS

Nationwide Arena
200 W. Nationwide Blvd.
Columbus, OH 43215

2013-14 GAMES VS. COLUMBUS

At Edmonton – November 19
At Columbus – November 29

CLUB DIRECTORY

Majority Owner/Governor	John P. McConnell
President/Alternate Governor.....	Mike Priest
President, Hockey Operations/Alternate Governor.....	John Davidson
Executive Vice President, Business Operations	Larry Hoepfner
Senior Vice President/General Counsel.....	Greg Kirstein
Senior Vice President/Chief Marketing Officer.....	John Browne
Chief Financial Officer.....	T.J. LaMendola
Vice President, Digital Marketing & Media	Marc Gregory
Vice President, Communications & Team Services	Todd Sharrock
Vice President, Marketing.....	J.D. Kershaw
Vice President, Corporate Development.....	A.J. Poole
Vice President, Community Relations and Executive Director of CBJ Foundation.....	Jen Bowden
Vice President, Ticket Sales & Service.....	Joe Andrade
General Manager.....	Jarmo Kekalainen
Assistant General Managers	Chris MacFarland, Bill Zito
Senior Advisor, Hockey Operations.....	Craig Patrick
Director of Amateur Scouting	Paul Castron
Head Amateur Scout.....	Ville Siren
Head Coach.....	Todd Richards
Associate Coach.....	Craig Hartsburg
Assistant Coaches.....	Dan Hinote, TBA
Goaltending Coach.....	Ian Clark
Video Assistant Coach.....	Dan Singleton
Director of Communications.....	Karen Davis
Managers, Communications / Team Services.....	Richard Bowness / Julie Gamble
Director of Broadcasting	Russ Mollohan
FOX Sports Ohio Play-By-Play / Color.....	Jeff Rimer / Bill Davidge
Radio Play-By-Play Announcer	Bob McElligott
Broadcast Associate and Team Ambassador.....	Jody Shelley
Arena (Capacity)	Nationwide Arena (18,144)
Public Relations Phone.....	(614) 246-4625
Public Relations FAX	(614) 246-4007
Website	www.BlueJackets.com

EDMONTON OILERS VS. COLUMBUS BLUE JACKETS

YEARLY RECORD 1993-94 TO 2012-13

MARKET RECORD 1999-01-01-2012-10										AT EDMONTON				AT COLUMBUS			
SEASON	GP	W	L	T	OTL	GF	GA	PTS	PCT.	W-L-T-OTL	GF	GA	W-L-T-OTL	GF	GA		
2000-01	4	3	1	0	0	14	11	6	.750	2-0-0-0	8	4	1-1-0-0	6	7		
2001-02	4	3	1	0	0	12	5	6	.750	1-1-0-0	4	3	2-0-0-0	8	2		
2002-03	4	3	0	1	0	18	9	7	.875	2-0-0-0	12	5	1-0-1-0	6	4		
2003-04	4	2	0	2	0	14	12	6	.750	2-0-0-0	7	5	0-0-2-0	7	7		
2004-05	DID NOT PLAY																
2005-06	4	2	0	0	2	12	8	6	.750	1-0-0-1	6	3	1-0-0-1	6	5		
2006-07	4	3	1	0	0	13	7	6	.750	1-1-0-0	5	6	2-0-0-0	8	1		
2007-08	4	3	1	0	0	11	9	6	.750	2-0-0-0	7	4	1-1-0-0	4	5		
2008-09	4	2	2	0	0	15	11	4	.500	1-1-0-0	4	4	1-1-0-0	11	7		
2009-10	4	1	2	0	1	13	16	3	.250	1-1-0-0	8	8	0-1-0-1	5	8		
2010-11	4	2	1	0	1	15	12	5	.500	2-0-0-0	10	5	0-1-0-1	5	7		
2011-12	4	3	1	0	0	17	10	6	.750	2-0-0-0	9	3	1-1-0-0	8	7		
2012-13	2	1	0	0	1	12	9	3	.750	1-0-0-0	6	4	0-0-0-1	6	5		
TOTALS	46	28	10	3	5	166	119	64	.648	18-4-0-1	86	54	10-6-3-4	80	65		



EDMONTON OILERS VS. COLUMBUS BLUE JACKETS

2012-13 RESULTS & STATISTICS

AT EDMONTON

28 Mar '13 CBJ 4 @ EDM 6

WINNING GOAL

Ales Hemsky

AT COLUMBUS

05 Mar '13 EDM 3 @ CBJ 4 (SO)

10 Feb '13 EDM 3 @ CBJ 1

WINNING GOAL

Artem Anisimov

Magnus Paajarvi

OILERS	GP	G	A	P	+/-	PIM	PP	SH	BLUE JACKETS	GP	G	A	P	+/-	PIM	PP	SH
Sam Gagner	3	2	4	6	4	0	0	0	Cam Atkinson	2	2	1	3	1	0	0	0
Magnus Paajarvi	3	3	1	4	2	2	0	1	Artem Anisimov	3	1	2	3	1	2	0	0
Ryan Nugent-Hopkins	3	0	4	4	2	0	0	0	Matt Calvert	3	1	1	2	-1	15	0	0
Taylor Hall	3	0	3	3	0	2	0	0	Vinny Prospal	3	1	1	2	-2	2	1	0
Ales Hemsky	3	2	0	2	2	0	0	0	Jack Johnson	3	1	0	1	-4	0	0	0
Jordan Eberle	3	1	1	2	0	0	0	0	Derek MacKenzie	3	1	0	1	-1	0	0	0
Ryan Jones	2	0	2	2	2	0	0	0	RJ Umberger	3	1	0	1	-2	0	0	0
Jeff Petry	3	1	0	1	6	5	0	0	Jared Boll	3	0	1	1	0	15	0	0
Corey Potter	3	1	0	1	0	0	0	0	Derick Brassard	3	0	1	1	-1	2	0	0
Ryan Whitney	2	1	0	1	2	2	0	0	Tim Erixon	3	0	1	1	0	0	0	0
Shawn Horcoff	1	1	0	1	1	0	0	0	Mark Letestu	3	0	1	1	-3	0	0	0
Ladislav Smid	3	0	1	1	5	0	0	0	Fedor Tyutin	3	0	1	1	1	0	0	0
Nail Yakupov	3	0	1	1	1	4	0	0	Ryan Johansen	2	0	1	1	-3	0	0	0
Eric Belanger	2	0	1	1	2	0	0	0	Nikita Nikitin	2	0	1	1	-1	0	0	0
Justin Schultz	3	0	0	0	-3	0	0	0	Brandon Dubinsky	1	0	1	1	-2	2	0	0
Nick Schultz	3	0	0	0	-2	0	0	0	Adrian Aucoin	2	0	0	0	-2	0	0	0
Ryan Smyth	3	0	0	0	0	6	0	0	Derek Dorsett	2	0	0	0	-2	2	0	0
Mike Brown	2	0	0	0	-1	5	0	0	Nick Foligno	2	0	0	0	-2	2	0	0
Ben Eager	2	0	0	0	-1	12	0	0	Cody Golubeuf	2	0	0	0	-1	0	0	0
Lennart Petrell	2	0	0	0	0	2	0	0	Dalton Prout	2	0	0	0	0	2	0	0
Mark Fistric	1	0	0	0	2	2	0	0	James Wisniewski	2	0	0	0	-3	2	0	0
Teemu Hartikainen	1	0	0	0	0	2	0	0	Sean Collins	1	0	0	0	0	2	0	0
									Colton Gillies	1	0	0	0	0	0	0	0

OILERS GOALTENDER	GP	MIN	W-L-OT	SO	GA	SA	SV	GAA	SV%
Devan Dubnyk	3	144	2-0-1	0	4	87	83	1.66	.954
Nikolai Khabibulin	1	40	0-0-0	0	4	21	17	5.93	.810
BLUE JACKETS GOALTENDER	GP	MIN	W-L-OT	SO	GA	SA	SV	GAA	SV%
Sergei Bobrovsky	3	162	1-2-0	0	7	58	51	2.59	.879
Steve Mason	1	21	0-0-0	0	3	8	5	8.77	.625

GOALS BY PERIOD	1	2	3	OT	TOTAL	SHOTS BY PERIOD	1	2	3	OT	TOTAL
Oilers	4	3	5	0	12	Oilers	22	19	24	3	68
Blue Jackets	4	2	2	0	8	Blue Jackets	39	30	38	1	108

POWERPLAY	PPG	ATT	PCT.	PENALTY KILLING	PK	TSH	PCT.
Oilers	0	9	0.0	Oilers	12	13	92.3
Blue Jackets	1	13	7.7	Blue Jackets	9	9	100.0

**DALLAS STARS**

American Airlines Center
2500 Victory Avenue
Dallas, TX 75219

2013-14 GAMES VS. DALLAS

At Edmonton – November 13
At Dallas – December 1, January 14

CLUB DIRECTORY

Owner and Governor	Tom Gaglardi
President, CEO and Alternate Governor	James R. Lites
Executive Vice President, Chief Operating Officer	Jason Farris
Executive Vice President, Chief Revenue Officer	Brad Alberts
Executive Advisor and Alternate Governor	Mike Modano
Executive Assistant to the President	Aanya Reiten
General Manager	Jim Nill
Assistant G.M.	Les Jackson
Director of Hockey Operations/Texas Stars G.M.	Scott White
Director of Hockey Administration	Mark Janko
Advisor to Hockey Operations	Mark Recchi
Head Coach	Lindy Ruff
Assistant Coaches	Curt Fraser, James Patrick
Goaltending Coach	Mike Valley
Coordinators, Video / Player Development	Kelly Forbes / J.J. McQueen
Director, Team Services	Jason Rademan
Scouting Directors, Amateur / European	Joe McDonnell / Kari Takko
Senior Director, Communications	Tom Holy
Corporate Communications Coordinator	Joe Calvillo
Media Relations Coordinators	Ben Fromstein, Greg Ramirez
Arena (Capacity)	American Airlines Center (18,532)
Media Relations Phone	(214) 387-5500
Media Relations FAX	(214) 387-5564
Ticket Information	(214) GO STARS
Website	www.dallasstars.com

EDMONTON OILERS VS. DALLAS STARS**YEARLY RECORD 1979-80 TO 2012-13**

SEASON	GP	W	L	T	OTL	GF	GA	PTS	PCT.	AT EDMONTON				AT DALLAS			
										W-L-T-OTL	GF	GA		W-L-T-OTL	GF	GA	
1979-80	4	1	1	2	—	12	15	4	.500	0-0-2-0	6	6		1-1-0-0	6	9	
1980-81	4	1	2	1	—	9	14	3	.375	0-1-1-0	3	5		1-1-0-0	6	9	
1981-82	3	2	0	1	—	18	12	5	.833	2-0-0-0	16	10		0-0-1-0	2	2	
1982-83	3	2	1	0	—	22	11	4	.667	1-0-0-0	8	2		1-1-0-0	14	9	
1983-84	3	2	0	1	—	18	13	5	.833	2-0-0-0	16	11		0-0-1-0	2	2	
1984-85	3	3	0	0	—	18	11	6	1.000	1-0-0-0	6	3		2-0-0-0	12	8	
1985-86	3	2	1	0	—	13	12	4	.667	2-0-0-0	13	8		0-1-0-0	0	4	
1986-87	3	2	0	1	—	11	9	5	.833	0-0-1-0	2	2		2-0-0-0	9	7	
1987-88	3	2	0	1	—	21	12	5	.833	2-0-0-0	16	7		0-0-1-0	5	5	
1988-89	3	1	0	2	—	9	8	4	.667	0-0-1-0	3	3		1-0-1-0	6	5	
1989-90	3	3	0	0	—	14	3	6	1.000	2-0-0-0	9	3		1-0-0-0	5	0	
1990-91	3	0	2	1	—	3	11	1	.167	0-0-1-0	1	1		0-2-0-0	2	10	
1991-92	3	3	0	0	—	17	11	6	1.000	1-0-0-0	5	3		2-0-0-0	12	8	
1992-93	4	3	0	1	—	15	8	7	.875	2-0-0-0	10	4		1-0-1-0	5	4	
1993-94	4	0	4	0	—	13	20	0	.000	0-0-0-0	8	11		0-2-0-0	5	9	
1994-95	4	1	2	1	—	10	12	3	.375	1-1-0-0	5	6		0-1-1-0	5	6	
1995-96	4	1	3	0	—	10	18	2	.250	0-2-0-0	5	9		1-1-0-0	5	9	
1996-97	4	0	4	0	—	6	18	0	.000	0-2-0-0	4	10		0-2-0-0	2	8	
1997-98	4	1	3	0	—	8	10	2	.250	1-1-0-0	5	3		0-2-0-0	3	7	
1998-99	4	0	3	1	—	9	19	1	.125	0-1-1-0	4	8		0-2-0-0	5	11	
1999-00	4	0	3	1	0	6	9	1	.125	0-1-1-0	4	5		0-2-0-0	2	4	
2000-01	4	1	3	0	0	11	15	2	.250	1-1-0-0	7	7		0-2-0-0	4	8	
2001-02	4	1	2	1	0	8	13	3	.375	1-1-0-0	7	7		0-1-1-0	1	6	
2002-03	4	1	2	0	1	8	14	3	.375	1-0-0-1	7	7		0-2-0-0	1	7	
2003-04	4	2	0	0	2	13	10	6	.750	1-0-0-1	6	4		1-0-0-1	7	6	
2004-05																	

DID NOT PLAY



EDMONTON OILERS VS. DALLAS STARS

YEARLY RECORD 1979-80 TO 2012-13

SEASON	GP	W	L	T	OTL	GF	GA	PTS	PCT.	AT EDMONTON			AT DALLAS		
										W-L-T-OTL	GF	GA	W-L-T-OTL	GF	GA
2005-06	4	1	2	0	1	10	14	3	.375	0-1-0-1	5	7	1-1-0-0	5	7
2006-07	4	1	2	0	1	11	12	3	.375	0-1-0-1	7	9	1-1-0-0	4	3
2007-08	4	0	2	0	2	8	16	2	.250	0-1-0-1	2	6	0-1-0-1	6	10
2008-09	4	2	2	0	0	14	11	4	.500	2-0-0-0	9	3	0-2-0-0	5	8
2009-10	4	2	2	0	0	12	16	4	.500	1-1-0-0	8	8	1-1-0-0	6	8
2010-11	4	1	3	0	0	9	11	2	.250	1-1-0-0	6	5	0-2-0-0	3	6
2011-12	4	0	4	0	0	4	14	0	.000	0-2-0-0	2	6	0-2-0-0	2	8
2012-13	3	1	1	0	1	8	8	3	.500	0-1-0-1	3	7	1-0-0-0	5	1
TOTALS	120	43	54	15	8	378	410	109	.453	25-21-8-6	218	196	18-33-7-2	162	214
DALLAS	75	16	47	4	8	178	260	44	.285	10-20-2-6	104	128	6-27-2-2	76	132
MINNESOTA	45	27	7	11	0	200	150	65	.722	15-1-6-0	114	68	12-6-5-0	86	82

* Franchise in Minneapolis from 1979-80 to 1992-93. Moved to Dallas for 1993-94 season.

EDMONTON OILERS VS. DALLAS STARS

2012-13 RESULTS & STATISTICS

AT EDMONTON

12 Feb '13 DAL 4 @ EDM 1

06 Feb '13 DAL 3 @ EDM 2 OT

WINNING GOAL

Eric Nystrom

Jaromir Jagr

AT DALLAS

28 Feb '13

EDM 5 @ DAL 1

WINNING GOAL

Justin Schultz

OILERS

	GP	G	A	P +/-	PIM	PP	SH
Ales Hemsky	3	2	3	5	3	2	1
Justin Schultz	3	2	1	3	0	2	1
Taylor Hall	3	1	2	3	-1	0	0
Jordan Eberle	3	0	3	3	-1	0	0
Sam Gagner	3	1	1	2	2	7	0
Jeff Petry	3	1	1	2	0	4	0
Lennart Petrell	3	0	2	2	-1	0	0
Ben Eager	2	1	0	1	0	4	0
Nail Yakupov	3	0	1	1	-1	4	0
Corey Potter	3	0	0	0	0	0	0
Nick Schultz	3	0	0	0	-2	0	0
Ladislav Smid	3	0	0	0	0	0	0
Eric Belanger	2	0	0	0	0	0	0
Mark Fistic	2	0	0	0	1	6	0
Teemu Hartikainen	2	0	0	0	-1	0	0
Ryan Nugent-Hopkins	2	0	0	0	0	2	0
Magnus Paajarvi	2	0	0	0	-1	0	0
Ryan Smyth	2	0	0	0	-1	2	0
Chris VandeVelde	2	0	0	0	0	0	0
Mark Arcobello	1	0	0	0	0	0	0
Darcy Hordichuk	1	0	0	0	0	0	0
Ryan Jones	1	0	0	0	1	2	0
Anton Lander	1	0	0	0	0	0	0
Ryan Whitney	1	0	0	0	-1	0	0

STARS

	GP	G	A	P +/-	PIM	PP	SH
Jaromir Jagr	3	3	1	4	2	0	0
Jamie Benn	3	1	2	3	1	17	0
Derek Roy	3	1	1	2	1	0	1
Vernon Fiddler	3	0	2	2	1	4	0
Stephane Robidas	3	0	2	2	-1	6	0
Brenden Dillon	3	1	0	1	1	9	0
Eric Nystrom	3	1	0	1	1	2	0
Ryan Garbutt	2	1	0	1	2	2	0
Trevor Daley	3	0	1	1	-1	2	0
Loui Eriksson	3	0	1	1	-2	0	0
Brenden Morrow	3	0	1	1	0	0	0
Alex Goligoski	2	0	1	1	3	2	0
Antoine Roussel	2	0	1	1	0	2	0
Michael Ryder	2	0	1	1	0	0	0
Cody Eakin	3	0	0	0	-2	6	0
Reilly Smith	3	0	0	0	-1	0	0
Philip Larsen	2	0	0	0	2	0	0
Jamie Oleksiak	2	0	0	0	0	0	0
Aaron Rome	2	0	0	0	1	4	0
Tomas Vincour	2	0	0	0	0	0	0
Jordie Benn	1	0	0	0	-3	0	0
Erik Cole	1	0	0	0	-2	0	0

OILERS GOALTENDER

	GP	MIN	W-L-OT	SO	GA	SA	SV	GAA	SV%
--	----	-----	--------	----	----	----	----	-----	-----

Devan Dubnyk

3

182

1-1-1

0

8

91

83

2.64

.912

STARS GOALTENDER

	GP	MIN	W-L-OT	SO	GA	SA	SV	GAA	SV%
--	----	-----	--------	----	----	----	----	-----	-----

Kari Lehtonen

3

182

2-1-0

0

8

103

95

2.64

.922

GOALS BY PERIOD

	1	2	3	OT	TOTAL
--	---	---	---	----	-------

Oilers

3

2

3

0

8

Oilers

30

34

39

0

103

Stars

0

3

4

1

8

Stars

36

24

29

2

91

POWERPLAY

	PPG	ATT	PCT.
--	-----	-----	------

Oilers

2

18

11.1

PENALTY KILLING

	PK	TSH	PCT.
--	----	-----	------

Oilers

10

11

90.9

Stars

1

11

9.1

Stars

16

18

88.9


DETROIT RED WINGS

Joe Louis Arena
19 Steve Yzerman Drive
Detroit, MI 48226

2013-14 GAMES VS. DETROIT

At Edmonton — November 2
At Detroit — March 14

CLUB DIRECTORY

Owner/Governor.....	Mike Ilitch
Owner/Secretary-Treasurer.....	Marian Ilitch
President and CEO, Ilitch Holdings/Alternate Governor Red Wings.....	Christopher Ilitch
Senior Vice President/Alternate Governor.....	Jim Devellano
Executive Vice President/General Manager.....	Ken Holland
Assistant General Manager/Hockey Admin.....	Ryan Martin
Advisor to Hockey Operations.....	Chris Chelios
Special Assistant to the General Manager.....	Kris Draper
Director of Player Development.....	Jiri Fischer
President and CEO, Olympia Entertainment/Alternate Governor Red Wings.....	Tom Wilson
Vice President Olympia Entertainment/General Counsel Red Wings.....	Robert E. Carr
Head Coach.....	Mike Babcock
Associate Coach.....	Tom Renney
Assistant Coach.....	Bill Peters
Assistant Coach/Video.....	Keith McKittrick
Goaltending Coach.....	Jim Bedard
Goaltending Development Coach.....	Chris Osgood
Director of Pro Scouting.....	Mark Howe
Director of Amateur Scouting.....	Tyler Wright
Chief Amateur Scout.....	Jeff Finley
Director of European Scouting.....	Hakan Andersson
Senior Director of Communications.....	John Hahn
Media Relations Manager.....	Todd Beam
Public Relations Coordinator.....	Kyle Kujawa
Radio Announcers, 97.1 The Ticket.....	Ken Kal, Paul Woods
Television Announcers, Fox Sports Detroit.....	Ken Daniels, Mickey Redmond
Arena (Capacity).....	Joe Louis Arena (20,066)
Public Relations Phone.....	(313) 394-7000
Public Relations FAX.....	(313) 567-0296
Media Hotline.....	(313) 396-7599
Website.....	www.detroitredwings.com

EDMONTON OILERS VS. DETROIT RED WINGS
YEARLY RECORD 1979-80 TO 2012-13

SEASON	GP	W	L	T	OTL	GF	GA	PTS	PCT.	AT EDMONTON				AT DETROIT			
										W-L-T-OTL	GF	GA		W-L-T-OTL	GF	GA	
1979-80	4	1	2	1	—	15	16	3	.375	0-1-1-0	7	9		1-1-0-0	8	7	
1980-81	4	2	1	1	—	16	12	5	.625	1-0-1-0	9	6		1-1-0-0	7	6	
1981-82	3	2	0	1	—	19	11	5	.833	1-0-0-0	8	4		1-0-1-0	11	7	
1982-83	3	2	1	0	—	19	16	4	.667	1-1-0-0	12	11		1-0-0-0	7	5	
1983-84	3	3	0	0	—	22	9	6	1.000	1-0-0-0	8	3		2-0-0-0	14	6	
1984-85	3	3	0	0	—	19	14	6	1.000	2-0-0-0	13	9		1-0-0-0	6	5	
1985-86	3	3	0	0	—	22	7	6	1.000	1-0-0-0	12	3		2-0-0-0	10	4	
1986-87	3	3	0	0	—	15	9	6	1.000	2-0-0-0	10	6		1-0-0-0	5	3	
1987-88	3	1	2	0	—	11	15	2	.333	0-1-0-0	1	4		1-1-1-0	10	11	
1988-89	3	1	2	0	—	16	18	2	.333	1-1-0-0	14	13		0-1-0-0	2	5	
1989-90	3	1	2	0	—	15	15	2	.333	0-1-0-0	4	6		1-1-0-0	11	9	
1990-91	3	1	1	1	—	11	12	3	.500	1-0-1-0	8	7		0-1-0-0	3	5	
1991-92	3	0	2	1	—	7	12	1	.167	0-1-0-0	1	4		0-1-1-0	6	8	
1992-93	3	0	2	1	—	7	12	1	.167	0-1-1-0	5	8		0-1-0-0	2	4	
1993-94	4	3	1	0	—	13	12	6	.750	2-0-0-0	8	5		1-1-0-0	5	7	
1994-95	4	1	3	0	—	10	15	2	.250	1-1-0-0	6	6		0-2-0-0	4	9	
1995-96	4	0	4	0	—	7	21	0	.000	0-2-0-0	5	8		0-2-0-0	2	13	
1996-97	4	0	2	2	—	5	11	2	.250	0-1-1-0	5	9		0-1-1-0	0	2	
1997-98	4	2	2	0	—	11	15	4	.500	1-1-0-0	5	9		1-1-0-0	6	4	
1998-99	4	1	3	0	—	10	14	2	.250	1-1-0-0	6	7		0-2-0-0	4	7	
1999-00	4	1	2	1	0	8	13	3	.375	1-0-1-0	5	4		0-2-0-0	3	9	
2000-01	4	3	0	0	1	11	9	7	.875	2-0-0-0	4	2		1-0-0-1	7	7	
2001-02	4	0	2	1	1	6	11	2	.250	0-1-1-0	2	3		0-1-0-1	4	8	
2002-03	4	2	1	1	0	12	14	5	.625	1-0-1-0	5	4		1-1-0-0	7	10	



EDMONTON OILERS VS. DETROIT RED WINGS

YEARLY RECORD 1979-80 TO 2012-13

LEADER RECORD 1973-06 TO 2012-13

SEASON	GP	W	L	T	OTL	GF	GA	PTS	PCT.	AT EDMONTON			AT DETROIT		
										W-L-T-OTL	GF	GA	W-L-T-OTL	GF	GA
2003-04	4	0	2	2	0	7	14	2	.250	0-0-2-0	5	5	0-2-0-0	2	9
2004-05									DID NOT PLAY						
2005-06	4	2	1	0	1	14	14	5	.625	1-0-0-1	9	9	1-1-0-0	4	5
2006-07	4	3	1	0	0	11	10	6	.750	2-0-0-0	7	4	1-1-0-0	4	6
2007-08	4	2	2	0	0	11	12	4	.500	1-1-0-0	5	5	1-1-0-0	6	7
2008-09	4	0	4	0	0	8	19	0	.000	0-2-0-0	5	7	0-2-0-0	3	12
2009-10	4	3	1	0	0	17	13	6	.750	2-0-0-0	9	7	1-1-0-0	8	6
2010-11	4	0	3	0	1	7	16	1	.125	0-2-0-0	4	8	0-1-0-1	3	8
2011-12	4	1	3	0	0	9	14	2	.250	1-1-0-0	7	7	0-2-0-0	2	7
2012-13	3	0	2	0	1	3	8	1	.166	0-0-0-1	2	3	0-2-0-0	1	5
TOTALS	119	47	54	13	5	393	433	112	.478	27-20-10-2	216	205	20-34-3-3	177	228

EDMONTON OILERS VS. DETROIT RED WINGS

2012-13 RESULTS & STATISTICS

AT EDMONTON

15 Mar '13 DET 3 @ EDM 2 OT

WINNING GOAL

Pavel Datsyuk

AT DETROIT

07 Mar '13 EDM 0 @ DET 3

09 Feb '13 EDM 1 @ DET 2

WINNING GOAL

Jakub Kindl

Niklas Kronwall

OILERS	GP	G	A	P	+/-	PIM	PP	SH	RED WINGS	GP	G	A	P	+/-	PIM	PP	SH
Taylor Hall	3	1	1	2	0	6	0	0	Pavel Datsyuk	3	2	2	4	1	0	1	0
Sam Gagner	3	1	0	1	-1	0	0	0	Henrik Zetterberg	3	0	4	4	1	4	0	0
Justin Schultz	3	1	0	1	-3	0	1	0	Niklas Kronwall	3	2	1	3	0	0	2	0
Jordan Eberle	3	0	1	1	-2	0	0	0	Damien Brunner	3	0	2	2	0	0	0	0
Ales Hemsky	3	0	1	1	0	0	0	0	Justin Abdelkader	3	1	0	1	1	2	0	0
Nail Yakupov	3	0	1	1	-1	2	0	0	Cory Emmerton	3	1	0	1	0	0	0	0
Teemu Hartikainen	2	0	1	1	0	2	0	0	Jakub Kindl	3	1	0	1	3	4	0	0
Shawn Horcoff	1	0	1	1	0	2	0	0	Valtteri Filppula	2	1	0	1	0	0	0	0
Ryan Nugent-Hopkins	3	0	0	0	-1	0	0	0	Johan Franzen	3	0	1	1	1	2	0	0
Magnus Paajarvi	3	0	0	0	0	2	0	0	Brian Lashoff	3	0	1	1	2	0	0	0
Jeff Petry	3	0	0	0	0	0	0	0	Drew Miller	3	0	1	1	0	0	0	0
Corey Potter	3	0	0	0	0	2	0	0	Patrick Eaves	1	0	1	1	1	0	0	0
Nick Schultz	3	0	0	0	-1	0	0	0	Joakim Andersson	3	0	0	0	1	2	0	0
Ladislav Smid	3	0	0	0	1	2	0	0	Daniel Cleary	3	0	0	0	1	4	0	0
Ryan Smyth	3	0	0	0	0	12	0	0	Jonathan Ericsson	3	0	0	0	-1	0	0	0
Ryan Whitney	3	0	0	0	-3	2	0	0	Kyle Quincey	3	0	0	0	1	0	0	0
Mike Brown	2	0	0	0	0	12	0	0	Jordin Tootoo	3	0	0	0	0	10	0	0
Lennart Petrell	2	0	0	0	0	0	0	0	Brendan Smith	2	0	0	0	1	2	0	0
Chris VandeVelde	2	0	0	0	-1	2	0	0	Tomas Tatar	2	0	0	0	1	0	0	0
Eric Belanger	1	0	0	0	-1	0	0	0	Gustav Nyquist	1	0	0	0	0	0	0	0
Ben Eager	1	0	0	0	0	0	0	0	Ian White	1	0	0	0	0	0	0	0
Ryan Jones	1	0	0	0	-2	0	0	0									

OILERS GOALTENDER	GP	MIN	W-L-OT	SO	GA	SA	SV	GAA	SV%
Devan Dubnyk	2	122	0-1-1	0	5	55	50	2.45	.909
Nikolai Khabibulin	1	58	0-1-0	0	2	30	28	2.08	.933
RED WINGS GOALTENDER	GP	MIN	W-L-OT	SO	GA	SA	SV	GAA	SV%
Jimmy Howard	3	183	3-0-0	0	3	78	75	0.98	.962

GOALS BY PERIOD	1	2	3	OT	TOTAL	SHOTS BY PERIOD	1	2	3	OT	TOTAL
Oilers	1	2	0	0	3	Oilers	24	33	21	0	78
Red Wings	0	3	4	1	8	Red Wings	22	37	26	2	87
POWERPLAY			PPG	ATT	PCT.	PENALTY KILLING			PK	TSH	PCT.
Oilers			1	11	9.1	Oilers			10	13	76.9
Red Wings			3	13	23.1	Red Wings			10	11	90.9


FLORIDA PANTHERS

BB&T Center
One Panther Parkway
Sunrise, FL 33323

2013-14 GAMES VS. FLORIDA

At Edmonton – November 21
At Florida – November 5

CLUB DIRECTORY

General Partner/Chairman of the Board/Chief Executive Officer/Governor	Cliff Viner
Partners	Alan Cohen, Steve Cohen, David Epstein, Dr. Elliott Hahn, H. Wayne Huizenga, Bernie Kosar, Richard C. Lehman, M.D., Albert E. Maroone, Michael E. Maroone, James L. Nederlander, Robert Printz, Michael Rashes, Jordan Zimmerman
President	Michael R. Yormark
Exec. Vice President & G.M., Hockey Ops	Dale Tallon
Sr. Vice President, Sales & Service	Ryan McCoy
Sr. Vice President, Communications and Public Affairs	Matthew F. Sacco
Sr. Vice President / G.M., BB&T Center	Brett Stefansson
Sr. Vice President, Marketing & Brand Strategy	Steve Ziff
Vice President/G.M., Saveology.com Iceplex	Jeff Campol
Vice President, Human Resources & Payroll	Elisa Hernandez
Vice President, Managing Dir. 360 Premium	Rick Lassiter
Vice President, Sales & Fan Experience	Shawn Kuzmin
Vice President, Finance & Controller	Luciana Midili
Vice President, Broadcasting & Panthers Alumni	Randy Moller
Vice President, Chief Financial Officer	Louis Partenza
Vice President, Partnership Marketing	Matthew Rickoff
Vice President, General Counsel	Ed Wildermuth
Assistant to the President	Israel Mantilla
Exec. Vice President/General Manager	Dale Tallon
Assistant General Manager	Mike Santos
Alternate Governor	William Torrey
Team Services Manager	Mike Dixon
Director, Scouting	Scott Luce
Director, Player Development	Brian Skrudland
Manager, Player Development	Bryan McCabe
Head Amateur Scout	Erin Ginnell
Head Coach	Kevin Dineen
Assistant Coaches	Gord Murphy, Craig Ramsay
Goaltending Coach	Robb Tallas
Video Coach	Jason Cipolla
Director, Communications	Justin Copertino
Sr. Manager, Communications & Digital Media	Glenn Odebralski
Television	FOX Sports Florida
Play-By-Play	Steve Goldstein
Television Analyst	Bill Lindsay
Panthers Preview/Review Host	Allison Williams/Frank Forte
Radio	560 WQAM
Radio Play-By-Play	Randy Moller
Arena (Capacity)	BankAtlantic Center (17,040)
Public Relations Phone	(954) 835-7000
Public Relations FAX	(954) 835-7700
Website	www.floridapanthers.com

EDMONTON OILERS VS. FLORIDA PANTHERS
YEARLY RECORD 1993-94 TO 2012-13

SEASON	GP	W	L	T	OTL	GF	GA	PTS	PCT.	AT EDMONTON			GF	GA	AT FLORIDA			GF	GA
										W	L	T-OTL			W	L	T-OTL		
1993-94	2	0	1	1	—	7	9	1	.250	0	1	0-0	3	5	0	0	1-0	4	4
1994-95	DID NOT PLAY																		
1995-96	2	0	2	0	—	3	5	0	.000	0	1	0-0	2	3	0	1	0-0	1	2
1996-97	2	1	1	0	—	7	6	2	.500	1	0	0-0	4	0	0	1	0-0	3	6
1997-98	2	2	0	0	—	7	2	4	1.000	1	0	0-0	3	2	1	0	0-0	4	0
1998-99	1	0	1	0	—	1	3	0	.000	0	0	0-0	0	0	0	1	0-0	1	3
1999-00	2	0	1	1	0	3	4	1	.250	0	0	1-0	2	2	0	1	0-0	1	2
2000-01	1	0	0	1	0	2	2	1	.500	0	0	0-0	0	0	0	0	1-0	2	2
2001-02	2	1	1	0	0	10	7	2	.500	1	0	0-0	6	2	0	1	0-0	4	5



EDMONTON OILERS VS. FLORIDA PANTHERS

YEARLY RECORD 1993-94 TO 2012-13

LEADER RECORD 1953-54 TO 2012-13										AT EDMONTON			AT FLORIDA		
SEASON	GP	W	L	T	OTL	GF	GA	PTS	PCT.	W-L-T-OTL	GF	GA	W-L-T-OTL	GF	GA
2002-03	1	1	0	0	0	4	0	2	1.000	0-0-0-0	0	0	1-0-0-0	4	0
2003-04	1	1	0	0	0	4	2	2	1.000	1-0-0-0	4	2	0-0-0-0	0	0
2004-05							DID NOT PLAY								
2005-06							DID NOT PLAY								
2006-07	1	1	0	0	0	4	1	2	1.000	1-0-0-0	4	1	0-0-0-0	0	0
2007-08	1	1	0	0	0	4	3	2	1.000	0-0-0-0	0	0	1-0-0-0	4	3
2008-09	1	0	1	0	0	0	2	0		0-1-0-0	0	2	0-0-0-0	0	0
2009-10	1	1	0	0	0	3	2	2		0-0-0-0	0	0	1-0-0-0	3	2
2010-11	1	1	0	0	0	3	2	2		1-0-0-0	3	2	0-0-0-0	0	0
2011-12	1	1	0	0	0	2	1	2		0-0-0-0	—	—	1-0-0-0	2	1
2012-13							DID NOT PLAY								
TOTALS	22	11	8	3	0	64	51	25		6-3-1-0	31	21	5-5-2-0	33	30

EDMONTON OILERS VS. FLORIDA PANTHERS (DID NOT PLAY 2012-13 SEASON)

AT EDMONTON

WINNING GOAL

NA

OILERS	GP	G	A	P +/-	PIM	PP	SH	PANTHERS	GP	G	A	P +/-	PIM	PP	SH
NA								NA							

OILERS GOALTENDER	GP	MIN	W-L-OT	SO	GA	SA	SV	GAA	SV%
NA									

PANTHERS GOALTENDER	GP	MIN	W-L-OT	SO	GA	SA	SV	GAA	SV%
NA									

GOALS BY PERIOD	1	2	3	OT	TOTAL	SHOTS BY PERIOD	1	2	3	OT	TOTAL
NA						NA					

POWERPLAY	PPG	ATT	PCT.	PENTALTY KILLING	PK	TSH	PCT.
NA				NA			


LOS ANGELES KINGS

STAPLES Center
1111 South Figueroa Street
Los Angeles, CA 90015

2013-14 GAMES VS. LOS ANGELES

At Edmonton — March 9, April 10
At Los Angeles — October 27, December 17

CLUB DIRECTORY

Owner	Philip F. Anschutz
Owner	Edward P. Roski, Jr.
Alternate Governor	Dan Beckerman
Executive Assistant to the Alternate Governor	Tanya Brice
President/General Manager, Alternate Governor	Dean Lombardi
President, Business Operations, Alt. Governor	Luc Robitaille
Chief Operating Officer	Kelly Cheeseman
Executive Assistant, President/General Manager	Tiffany Frost
Executive Assistant, President, Business Ops	Kehly Sloane
Executive Assistant, Chief Operating Officer	Alicia Briones
Office Coordinator	Kiki Oldani
Assistant General Manager	Rob Blake
Special Assistant to the General Manager	Jack Ferreira
Vice President/Hockey Ops and Legal Affairs	Jeff Solomon
Director of Team Operations	Marshall Dickerson
Head Coach	Darryl Sutter
Assistant Coaches	John Stevens, Davis Payne
Goaltending Coach	Bill Ranford
Video Coordinator	Zach Ziegler
Player Development	Nelson Emerson
Senior Advisor/Development Coach	Mike O'Connell
Goaltender Development	Kim Dillabaugh
Scouting Operations Coordinator/Asst. to the G.M.	Lee Callans
Senior Pro Scout / Pro Scout	Rob Laird / Allyn McCauley
Directors of Amateur Scouting	Mark Yannetti, Michael Futa
TV Station / Play-by-Play / Color	FOX Sports West / Bob Miller / Jim Fox
Radio Flagship / Play-by-Play / Color	KTLK AM 1150 / Nick Nickson / Daryl Evans
Vice President, Communications and Broadcasting	Michael Altieri
Senior Director, Communications and Content	Jeff Moeller
Director of Production	Aaron Brenner
Senior Manager, Communications	Mike Kalinowski
Manager, Communications and Broadcasting	Jeremy Zager
Associate Producer	Rob McPherson
Beat Reporter	Jon Rosen
Arena (Capacity)	STAPLES Center (18,118)
Public Relations Phone	(310) 742-7100
GM FAX	(310) 535-4525
Website	www.lakings.com

EDMONTON OILERS VS. LOS ANGELES KINGS
YEARLY RECORD 1979-80 TO 2012-13

SEASON	AT EDMONTON					AT LOS ANGELES				
	GP	W	L	T	OTL	GF	GA	PTS	PCT.	
1979-80	4	2	1	1	—	19	16	5	.625	1-1-0-0
1980-81	4	0	2	2	—	16	22	2	.250	0-2-0-0
1981-82	8	5	1	2	—	51	27	12	.750	2-1-1-0
1982-83	8	5	1	2	—	46	30	12	.750	2-0-2-0
1983-84	8	6	2	0	—	44	29	12	.750	3-1-0-0
1984-85	8	4	3	1	—	41	35	9	.563	1-2-1-0
1985-86	8	6	0	2	—	53	31	14	.875	3-0-1-0
1986-87	8	4	2	2	—	48	35	10	.625	1-1-2-0
1987-88	8	4	2	2	—	41	32	10	.625	3-0-1-0
1988-89	8	4	4	0	—	36	36	8	.500	2-2-0-0
1989-90	8	4	2	2	—	36	35	10	.625	2-1-1-0
1990-91	8	2	5	1	—	25	35	5	.313	2-2-0-0
1991-92	7	1	3	3	—	22	31	5	.357	1-1-2-0
1992-93	7	1	5	1	—	20	32	3	.214	0-3-1-0
1993-94	7	2	2	3	—	26	28	7	.500	1-1-1-0
1994-95	5	2	2	1	—	14	17	5	.500	1-1-0-0
1995-96	5	3	1	1	—	22	14	7	.700	2-0-1-0
1996-97	6	3	2	1	—	20	17	7	.583	2-1-0-0
1997-98	5	4	1	0	—	14	8	8	.800	1-1-0-0
1998-99	4	0	3	1	—	7	10	1	.125	0-2-0-0
1999-00	4	2	1	1	0	14	16	5	.625	2-0-0-0



EDMONTON OILERS VS. LOS ANGELES KINGS

YEARLY RECORD 1979-80 TO 2012-13

SEASON	GP	W	L	T	OTL	GF	GA	PTS	PCT.	AT EDMONTON			AT LOS ANGELES		
										W-L-T-OTL	GF	GA	W-L-T-OTL	GF	GA
2000-01	4	3	1	0	0	20	7	6	.750	1-1-0-0	7	4	2-0-0-0	13	3
2001-02	4	1	1	1	1	10	11	4	.500	0-1-1-0	4	6	1-0-0-1	6	5
2002-03	4	3	1	0	0	10	9	6	.750	1-1-0-0	3	4	2-0-0-0	7	5
2003-04	4	2	2	0	0	10	10	4	.500	1-1-0-0	6	5	1-1-0-0	4	5
2004-05	DID NOT PLAY														
2005-06	4	3	1	0	0	15	9	6	.750	2-0-0-0	9	3	1-1-0-0	6	6
2006-07	4	2	2	0	0	11	16	4	.500	1-1-0-0	8	10	1-1-0-0	3	6
2007-08	4	2	2	0	0	11	14	4	.500	1-1-0-0	6	7	1-1-0-0	5	7
2008-09	4	2	2	0	0	8	10	4	.500	0-2-0-0	2	4	2-0-0-0	6	6
2009-10	4	2	2	0	0	10	11	4	.500	0-2-0-0	3	6	2-0-0-0	7	5
2010-11	4	0	3	0	1	5	13	1	.125	0-2-0-0	1	5	0-1-0-1	4	8
2011-12	4	2	2	0	0	6	7	4	.500	1-1-0-0	3	5	1-1-0-0	3	2
2012-13	3	1	2	0	0	4	8	2	.333	1-1-0-0	3	4	0-1-0-0	1	4
TOTALS	185	87	66	30	2	735	661	206	.560	45-33-15-0	381	319	42-33-15-2	353	342

EDMONTON OILERS VS. LOS ANGELES KINGS

2012-13 RESULTS & STATISTICS

AT EDMONTON			WINNING GOAL		AT LOS ANGELES			WINNING GOAL	
19 Feb '13	LAK 3 @ EDM 1		Jeff Carter		06 Apr '13	EDM 1 @ LAK 4		Jeff Carter	
24 Jan '13	LAK 1 @ EDM 2 (OT)		Sam Gagner						

OILERS	GP	G	A	P +/-	PIM	PP	SH	KINGS	GP	G	A	P +/-	PIM	PP	SH		
Sam Gagner	3	2	1	3	-3	2	2	0	Jeff Carter	3	3	1	4	4	8	1	0
Justin Schultz	3	0	3	3	-3	0	0	0	Drew Doughty	3	1	1	2	3	2	0	0
Nail Yakupov	3	1	1	2	-1	0	0	0	Jarret Stoll	3	1	1	2	0	0	0	0
Taylor Hall	3	0	2	2	-2	0	0	0	Trevor Lewis	3	0	2	2	3	4	0	0
Magnus Paajarvi	3	1	0	1	-2	0	1	0	Colin Fraser	3	1	0	1	1	2	0	0
Ryan Nugent-Hopkins	3	0	1	1	-2	0	0	0	Mike Richards	3	1	0	1	3	2	0	0
Jordan Eberle	3	0	0	0	-3	2	0	0	Slava Voynov	3	1	0	1	1	2	1	0
Ales Hemsky	3	0	0	0	-1	0	0	0	Dustin Brown	3	0	1	1	-1	0	0	0
Jeff Petry	3	0	0	0	-1	4	0	0	Kyle Clifford	3	0	1	1	3	4	0	0
Nick Schultz	3	0	0	0	-3	0	0	0	Dwight King	3	0	1	1	2	4	0	0
Ladislav Smid	3	0	0	0	0	25	0	0	Anze Kopitar	3	0	1	1	-1	0	0	0
Ryan Smyth	3	0	0	0	0	4	0	0	Jordan Nolan	3	0	1	1	1	5	0	0
Ryan Whitney	3	0	0	0	-2	0	0	0	Justin Williams	3	0	1	1	0	2	0	0
Eric Belanger	2	0	0	0	0	0	0	0	Davis Drewiske	2	0	1	1	1	2	0	0
Mark Fistic	2	0	0	0	0	2	0	0	Jake Muzzin	3	0	0	0	1	0	0	0
Teemu Hartikainen	2	0	0	0	-1	0	0	0	Rob Scuderi	3	0	0	0	2	0	0	0
Shawn Horcoff	2	0	0	0	0	2	0	0	Keaton Ellerby	2	0	0	0	1	0	0	0
Lennart Petrell	2	0	0	0	-1	0	0	0	Brad Richardson	2	0	0	0	0	0	0	0
Mike Brown	1	0	0	0	0	2	0	0	Alec Martinez	1	0	0	0	0	0	0	0
Ben Eager	1	0	0	0	0	0	0	0	Dustin Penner	1	0	0	0	0	0	0	0
Corey Potter	1	0	0	0	-1	0	0	0	Robyn Regehr	1	0	0	0	1	0	0	0
Jerred Smithson	1	0	0	0	0	0	0	0									
Chris VandeVelde	1	0	0	0	0	0	0	0									

OILERS GOALTENDER	GP	MIN	W-L-OT	SO	GA	SA	SV	GAA	SV%
Devan Dubnyk	2	119	1-1-0	0	4	69	65	2.01	.942
Nikolai Khabibulin	1	59	0-1-0	0	2	37	35	2.02	.946
KINGS GOALTENDER	GP	MIN	W-L-OT	SO	GA	SA	SV	GAA	SV%
Jonathan Quick	3	183	2-0-1	0	4	87	83	1.31	.954

GOALS BY PERIOD						SHOTS BY PERIOD					
	1	2	3	OT	TOTAL		1	2	3	OT	TOTAL
Oilers	0	2	1	1	4	Oilers	33	22	27	5	87
Kings	2	3	3	0	8	Kings	23	47	37	1	108
POWERPLAY						PENALTY KILLING					
			PPG	ATT	PCT.				PK	TSH	PCT.
Oilers			3	17	17.6	Oilers			13	15	86.7
Kings			2	15	13.3	Kings			14	17	82.4



MINNESOTA WILD

Xcel Energy Center
199 West Kellogg Blvd.
St. Paul, MN 55102

2013-14 GAMES VS. MINNESOTA

At Edmonton – February 27
At Minnesota – January 16, March 11

CLUB DIRECTORY

Board Members.....	Craig Leipold (Owner/Governor), Philip Falcone (Minority Owner), Mark Falcone, Quinn Martin, Mark Pacchini and Jac Sperling
Investors in MSE.....	Craig Leipold (Owner/Governor), Philip Falcone (Minority Owner); Limited Partners: Robert Hubbard, Stanley E. Hubbard, Stanley S. Hubbard, Horace H. Irvine III, Robert Marvin, Robert O. Naegele, Jr., Ford Nicholson, Todd Nicholson, Vance Opperman and Michael Reilly
Owner/Governor.....	Craig Leipold
Minority Owner.....	Philip Falcone
General Manager.....	Chuck Fletcher
Chief Operating Officer.....	Matt Majka
Executive Vice President, Chief Financial Officer.....	Jeff Pellegrom
Vice President and General Counsel.....	Steve Weinreich
Vice President, Facility Admin. / G.M., RiverCentre.....	Jim Ibister
Vice President/G.M., Xcel Energy Center.....	Jack Larson
Vice President Corp. Partnerships and Retail Mgmt.....	Carin Anderson
Vice President, Brand Content & Communications.....	John Maher
Executive Assistant.....	Deb Hanson
Executive Assistant.....	Stephanie Huseby
Admin. Assistant, Ticket Sales and Service.....	Tawnya Vidnovic Hockey Operations
Assistant General Manager.....	Brent Flahr
Assistant to the G.M. and G.M. Iowa Wild.....	Jim Mill
Head Coach.....	Mike Yeo
Assistant Coaches.....	Rick Wilson, Darryl Sydor, Darby Hendrickson
Goalie Coach.....	Bob Mason
Coordinators, Video / Amateur Scouting.....	Jonas Plumb / Guy Lapointe
Director of Player Personnel/Development.....	Blair Mackasey/Brad Bombardir
Director of Hockey Administration.....	Shep Harder
Hockey Operations Advisor.....	Andrew Brunette
Coordinator, Hockey Operations.....	Ben Resnick
Manager, Media Relations and Team Services.....	Aaron Sickman
Manager, Corporate Comm. and Team Services.....	Ryan Stanzel
Coordinator Media Relations.....	Carly Peters
Arena (Capacity).....	Xcel Energy Center (18,064)
Public Relations Phone.....	(651) 602-6000
Public Relations FAX.....	(651) 222-1055
Tickets.....	(651) 222-9453
Website.....	www.wild.com

EDMONTON OILERS VS. MINNESOTA WILD

YEARLY RECORD 2000-01 TO 2012-13

MARKET RECORD 1990-91 TO 2012-13										AT EDMONTON			AT MINNESOTA		
SEASON	GP	W	L	T	OTL	GF	GA	PTS	PCT.	W-L-T-OTL	GF	GA	W-L-T-OTL	GF	GA
2000-01	5	4	0	1	0	18	10	9	.900	2-0-1-0	8	3	2-0-0-0	10	7
2001-02	5	4	0	1	0	14	8	9	.900	2-0-0-0	5	3	2-0-1-0	9	5
2002-03	5	3	0	0	2	14	10	8	.800	2-0-0-1	8	4	1-0-0-1	6	6
2003-04	6	2	2	2	0	7	8	6	.500	0-1-2-0	3	4	2-1-0-0	4	4
2004-05	DID NOT PLAY														
2005-06	8	2	5	0	1	18	27	5	.313	0-4-0-0	8	17	2-1-1-0	10	10
2006-07	8	2	6	0	0	9	23	4	.250	1-3-0-0	6	12	1-3-0-0	3	11
2007-08	8	3	4	0	1	23	28	7	.438	3-1-0-0	16	13	0-3-0-1	7	15
2008-09	6	2	3	0	1	11	16	5	.250	2-1-0-0	8	6	0-2-0-1	3	10
2009-10	6	3	3	0	0	16	15	6	.500	3-0-0-0	11	4	0-3-0-0	5	11
2010-11	6	0	6	0	0	9	23	0	.000	0-3-0-0	4	11	0-3-0-0	5	12
2011-12	6	2	1	0	3	16	14	7	.583	1-0-2	7	6	1-1-1	9	8
2012-13	4	1	3	0	0	12	13	2	.250	0-2-0-0	4	8	1-1-0-0	8	5
TOTALS	73	28	33	4	8	167	194	68	.480	16-15-3-3	88	91	12-18-1-5	79	104



EDMONTON OILERS VS. MINNESOTA WILD

2012-13 RESULTS & STATISTICS

AT EDMONTON

16 Apr '13 MIN 5 @ EDM 3

21 Feb '13 MIN 3 @ EDM 1

WINNING GOAL

Zach Parise

Devin Setoguchi

AT MINNESOTA

26 Apr '13 EDM 6 @ MIN 1

03 Mar '13 EDM 2 @ MIN 4

WINNING GOAL

Taylor Hall

Charlie Coyle

OILERS	GP	G	A	P	+/-	PIM	PP	SH	WILD	GP	G	A	P	+/-	PIM	PP	SH
Taylor Hall	3	1	4	5	3	15	0	0	Matt Cullen	4	2	2	4	2	2	0	0
Nail Yakupov	4	3	1	4	2	0	0	0	Mikko Koivu	4	2	2	4	1	0	0	0
Jordan Eberle	4	1	3	4	1	2	0	0	Charlie Coyle	3	2	2	4	-1	0	0	0
Sam Gagner	4	1	2	3	2	2	0	0	Ryan Suter	4	0	3	3	-2	0	0	0
Ryan Smyth	4	1	2	3	0	0	0	0	Kyle Brodziak	4	2	0	2	-2	0	0	0
Magnus Paajarvi	4	2	0	2	3	0	0	0	Zach Parise	4	1	1	2	0	0	1	0
Corey Potter	2	2	0	2	3	0	0	0	Devin Setoguchi	4	1	1	2	1	0	0	0
Jeff Petry	4	0	2	2	6	4	0	0	Jared Spurgeon	4	1	1	2	3	0	0	0
Shawn Horcoff	2	1	0	1	3	0	1	0	Clayton Stoner	4	0	2	2	2	2	0	0
Justin Schultz	4	0	1	1	-7	0	0	0	Jason Pominville	1	0	2	2	1	0	0	0
Ladislav Smid	4	0	1	1	4	4	0	0	Mikael Granlund	3	1	0	1	1	0	0	0
Eric Belanger	3	0	1	1	0	0	0	0	Dany Heatley	2	1	0	1	-1	2	1	0
Ryan Nugent-Hopkins	3	0	1	1	-3	0	0	0	Pierre-Marc Bouchard	4	0	1	1	-3	0	0	0
Ben Eager	2	0	1	1	-1	0	0	0	Tom Gilbert	4	0	1	1	1	0	0	0
Nick Schultz	4	0	0	0	-6	2	0	0	Torrey Mitchell	4	0	1	1	-1	0	0	0
Mark Fistric	3	0	0	0	-1	0	0	0	Cal Clutterbuck	3	0	1	1	2	0	0	0
Mike Brown	2	0	0	0	-2	5	0	0	Jonas Brodin	4	0	0	0	-4	0	0	0
Teemu Hartikainen	2	0	0	0	-2	0	0	0	Mike Rupp	3	0	0	0	0	12	0	0
Ales Hemsky	2	0	0	0	-2	0	0	0	Jason Zucker	3	0	0	0	1	0	0	0
Ryan Jones	2	0	0	0	-1	0	0	0	Justin Falk	2	0	0	0	-1	0	0	0
Anton Lander	2	0	0	0	0	0	0	0	Brett Clark	1	0	0	0	0	0	0	0
Theo Peckham	2	0	0	0	0	2	0	0	Jake Dowell	1	0	0	0	0	0	0	0
Lennart Petrell	2	0	0	0	-3	0	0	0	Zenon Konopka	1	0	0	0	-1	17	0	0
Chris VandeVelde	2	0	0	0	-1	0	0	0	Nate Prosser	1	0	0	0	1	0	0	0
Jerred Smithson	1	0	0	0	1	0	0	0									
Ryan Whitney	1	0	0	0	1	0	0	0									

OILERS GOALTENDER	GP	MIN	W-L-OT	SO	GA	SA	SV	GAA	SV%
Nikolai Khabibulin	1	60	1-0-0	0	1	39	38	1.00	.974
Devan Dubnyk	3	174	0-3-0	0	12	101	89	4.14	.881
WILD GOALTENDER	GP	MIN	W-L-OT	SO	GA	SA	SV	GAA	SV%
Niklas Backstrom	4	199	3-1-0	0	9	73	64	2.72	.877
Josh Harding	1	41	0-0-0	0	3	12	9	4.36	.750

GOALS BY PERIOD						SHOTS BY PERIOD					
	1	2	3	OT	TOTAL		1	2	3	OT	TOTAL
Oilers	5	4	3	0	12	Oilers	27	25	33	0	85
Wild	2	3	8	0	13	Wild	40	59	41	0	140
POWERPLAY						PENALTY KILLING					
	PPG	ATT	PCT.				PK	TSH	PCT.		
Oilers	1	5	20.0			Oilers	8	10	80.0		
Wild	2	10	20.0			Wild	4	5	80.0		



MONTREAL CANADIENS

Club de hockey Canadien
1909, avenue des
Canadiens-de-Montréal
Montreal, QC H4B 5G0

2013-14 GAMES VS. MONTREAL

At Edmonton – October 10

At Montreal – October 22

CLUB DIRECTORY

Owner, President and CEO, Club de hockey Canadien, Bell Centre & evenko	Geoff Molson
Executive VP and Chief Operating Officer	Kevin Gilmore
Executive VP Hockey and General Manager	Marc Bergevin
Executive VP and Chief Financial Officer	Fred Steer
Executive VP and General Manager, Facilities Ops	Alain Gauthier
Senior Vice President, Communications	Donald Beauchamp
Senior Vice President, Chief Legal Officer	Françoise Bélanger
President, Effix – Advertising and Sponsorship Sales	François Seigneur
President, Canadiens Alumni	Rejean Houle
Executive VP & General Manager, evenko	Jacques Aubé
Executive Assistant to the Owner, President and CEO	Rolande Bernier
Executive Assistant to CEO	Carina Houle
Executive Assistant to the General Manager	Susan Cryans
Assistant General Managers	Larry Carrier, Rick Dudley
Director of Player Personnel	Scott Mellanby
Director of Amateur Scouting	Trevor Timmins
Director of Legal Affairs	John Sedgwick
Director of Player Development	Martin Lapointe
Player Development Coach	Patrice Brisebois
Head Coach	Michel Therrien
Assistant Coaches	Clément Jodoin, Gerard Gallant, Jean-Jacques Daigneault
Goaltending Coach	Stéphane Waite
Video Coach	Mario Leblanc
Assistant Director of Amateur Scouting	Frank Jay
Chief Amateur Scout	Shane Churlia
Team Services & Hockey Admin. Manager	Claudine Crépin
Team Services Coordinator	Alain Gagnon
Director of Media Relations	Dominick Sailant
Executive Assistant to the VP Communications	Sylvie Lambert
Manager, Research and Translation	Carl Lavigne
Communications Coordinator	François Marchand
Play-by-play – Radio/TV	Pierre Houde (RDS), Martin McGuire (COGECO 98.5 FM), John Bartlett (TSN Radio 990)
Colormen – Radio/TV	Marc Denis (RDS), Dany Dubé (COGECO 98.5 FM), Sergio Momesso (TSN Radio 990)
Radio/television flagships	RDS (Cable 33), COGECO (985 FM), TSN Radio (990 AM)
Arena (Capacity)	Bell Centre (21,273)
Media Relations Phone	(514) 932-2582
Media Hotline	(514) 989-2835
Team Communications FAX	(514) 932-8285
Hockey FAX	(514) 989-2717
Press Lounge FAX	(514) 932-5258
Community Relations FAX	(514) 925-2144
Website	www.canadiens.com

EDMONTON OILERS VS. MONTREAL CANADIENS

YEARLY RECORD 1979-80 TO 2012-13

SEASON	GP	W	L	T	OTL	GF	GA	PTS	PCT.	AT EDMONTON				AT MONTREAL			
										W	L	T	OTL	GF	GA		
1979-80	4	1	3	0	—	15	19	2	.250	1-1-0-0	8	10	—	0-2-0-0	7	9	
1980-81	4	2	2	0	—	14	13	4	.500	2-0-0-0	13	4	—	0-2-0-0	1	9	
1981-82	3	0	1	2	—	9	12	2	.250	0-1-0-0	3	6	—	0-0-2-0	6	6	
1982-83	3	2	1	0	—	14	9	4	.667	2-0-0-0	12	5	—	0-1-0-0	2	4	
1983-84	3	2	1	0	—	11	5	4	.667	1-0-0-0	6	1	—	1-1-0-0	5	4	
1984-85	3	1	2	0	—	8	10	2	.333	0-2-0-0	3	8	—	1-0-0-0	5	2	
1985-86	3	3	0	0	—	14	9	6	1.000	1-0-0-0	3	2	—	2-0-0-0	11	7	
1986-87	3	3	0	0	—	14	10	6	1.000	2-0-0-0	9	6	—	1-0-0-0	5	4	
1987-88	3	0	3	0	—	6	13	0	.000	0-1-0-0	1	4	—	0-2-0-0	5	9	
1988-89	3	1	2	0	—	10	11	2	.333	1-1-0-0	5	4	—	0-1-0-0	5	7	
1989-90	3	1	1	1	—	13	10	3	.500	1-0-0-0	6	2	—	0-1-1-0	7	8	
1990-91	3	1	2	0	—	5	8	2	.333	0-2-0-0	1	6	—	1-0-0-0	4	2	
1991-92	3	1	2	0	—	3	5	2	.333	1-1-0-0	3	4	—	0-1-0-0	0	1	
1992-93	2	0	2	0	—	6	10	0	.000	0-1-0-0	3	6	—	0-1-0-0	3	4	
1993-94	2	1	1	0	—	7	6	2	.500	1-0-0-0	6	3	—	0-1-0-0	1	3	
1994-95	DID NOT PLAY																
1995-96	2	1	1	0	—	7	9	2	.500	0-1-0-0	1	4	—	1-0-0-0	6	5	
1996-97	2	0	2	0	—	6	8	0	.000	0-1-0-0	4	5	—	0-1-0-0	2	3	
1997-98	2	0	1	1	—	6	8	1	.250	0-1-0-0	3	5	—	0-0-1-0	3	3	
1998-99	3	1	2	0	—	6	8	2	.333	0-2-0-0	2	7	—	1-0-0-0	4	1	
1999-00	2	2	0	0	0	7	5	4	1.000	1-0-0-0	2	1	—	1-0-0-0	5	4	



EDMONTON OILERS VS. MONTREAL CANADIENS

YEARLY RECORD 1979-80 TO 2012-13

SEASON										AT EDMONTON			AT MONTREAL		
GP	W	L	T	OTL	GF	GA	PTS	PCT.	W-L-T-OTL	GF	GA	W-L-T-OTL	GF	GA	
2000-01	3	1	2	0	0	7	10	2 .333	1-1-0-0	5	5	0-1-0-0	2	5	
2001-02	2	2	0	0	0	10	7	4 1.000	2-0-0-0	10	7	0-0-0-0	0	0	
2002-03	2	1	1	0	0	7	7	2 .500	1-0-0-0	5	4	0-1-0-0	2	3	
2003-04	2	1	1	0	0	7	6	2 .500	0-1-0-0	3	4	1-0-0-0	4	2	
2004-05							DID NOT PLAY								
2005-06	1	1	0	0	0	5	3	2 1.000	1-0-0-0	5	3	0-0-0-0	0	0	
2006-07	1	0	0	0	1	2	3	1 .500	0-0-0-0	0	0	0-0-0-1	2	3	
2007-08							DID NOT PLAY								
2008-09	2	1	0	0	1	10	6	3	1-0-0-0	7	2	0-0-0-1	3	4	
2009-10	2	1	0	0	1	7	7	2	1-0-0-0	3	2	0-0-0-1	4	5	
2010-11	2	2	0	0	0	8	4	4	1-0-0-0	4	1	1-0-0-0	4	3	
2011-12	2	1	1	0	0	6	6	2	0-1-0	3	5	1-0-0	3	1	
2012-13							DID NOT PLAY								
TOTALS	75	34	34	4	3	250	247	74	22-18-0-0	139	126	12-16-4-3	111	121	

EDMONTON OILERS VS. MONTREAL CANADIENS (DID NOT PLAY 2012-13 SEASON)

AT EDMONTON

WINNING GOAL

NA

OILERS	GP	G	A	P +/-	PIM	PP	SH	CANADIENS	GP	G	A	P +/-	PIM	PP	SH
NA								NA							

OILERS GOALTENDER	GP	MIN	W-L-OT	SO	GA	SA	SV	GAA	SV%
NA									
CANADIENS GOALTENDER	GP	MIN	W-L-OT	SO	GA	SA	SV	GAA	SV%
NA									

GOALS BY PERIOD	1	2	3	OT	TOTAL	SHOTS BY PERIOD	1	2	3	OT	TOTAL
NA						NA					

POWERPLAY	PPG	ATT	PCT.	PENTALTY KILLING	PK	TSH	PCT.
NA				NA			


NASHVILLE PREDATORS

Bridgestone Arena
501 Broadway
Nashville, TN 37203

2013-14 GAMES VS. NASHVILLE

At Edmonton – January 26, March 18
At Nashville – November 28

CLUB DIRECTORY

Owner	Predators Holdings LLC
Investor Group	Christopher Cigarran, Thomas Cigarran, Joel and Holly Dobberpuhl, David Freeman, Herbert Fritch, DeWitt Thompson V, John Thompson, W. Brett Wilson & Warren Woo
Chairman and Alternate Governor	Thomas Cigarran
Governor	Joel Dobberpuhl
Pres. of Hockey Ops/G.M./Alt. Gov.	David Poile
Chief Executive Officer/Alt. Gov.	Jeff Cogen
President/COO	Sean Henry
Exec. V.P./Chief Sales & Marketing Officer	Chris Parker
Exec. V.P., General Counsel and Chief Financial Officer	Michelle Kennedy
Sr. V.P., Hockey Communications and P.R.	Gerry Helper
Sr. V.P., Corporate Development	Chris Junghans
Assistant General Manager	Paul Fenton
Director of Hockey Operations	Brian Poile
Hockey Operations Manager / Assistant	Brandon Walker / Paul Cook
Hockey Operations Advisor	Brent Peterson
Head Coach	Barry Trotz
Associate Coach	Peter Horachek
Assistant Coaches	Phil Housley, Lane Lambert
Goaltending Coach	Mitch Korn
Video Coordinator/Assistant	Lawrence Feloney / Zach Ziegler
Chief Amateur Scout	Jeff Kealty
Manager of Hockey Communications	Kevin Wilson
Corp. Communications Coordinator	Jessica Jones
Digital Media Coordinator	Jimi Russell
Community Relations Director / Coordinator	Rebecca King / Kristen Finch
Team Photographer	John Russell
Broadcasting, Sr. Director / Producer	Bob Kohl / David White
Television Play-by-Play Announcer / Color	Pete Weber / Terry Crisp
Radio Play-by-Play Announcer / Color	Tom Callahan / Stu Grimson
Video Production Manager	Mitch Jordan
Videographer/Editor / Assistant	Brett Newkirk / Vickie Chien
Arena (Capacity)	Bridgestone Arena (17,113)
Public Relations Phone	(615) 770-2300
Public Relations FAX	(615) 770-2309
Ticket Information	(615) 770-PUCK
Website	www.nashvillepredators.com

EDMONTON OILERS VS. NASHVILLE PREDATORS
YEARLY RECORD 1998-99 TO 2012-13

SEASON	GP	W	L	T	OTL	GF	GA	PTS	PCT.	AT EDMONTON				AT NASHVILLE			
										W-L-T-OTL	GF	GA		W-L-T-OTL	GF	GA	
1998-99	4	2	1	1	—	11	10	5	.625	2-0-0-0	7	4		0-1-1-0	4	6	
1999-00	5	2	2	0	1	14	14	5	.500	1-0-0-1	6	5		1-2-0-0	8	9	
2000-01	4	3	1	0	0	14	8	6	.750	1-1-0-0	6	5		2-0-0-0	8	3	
2001-02	4	1	2	1	0	10	12	3	.375	0-2-0-0	4	7		1-0-1-0	6	5	
2002-03	4	3	0	0	1	13	10	7	.875	1-0-0-1	5	5		2-0-0-0	8	5	
2003-04	4	1	2	1	0	11	12	3	.375	1-1-0-0	8	8		0-1-1-0	3	4	
2004-05	DID NOT PLAY																
2005-06	4	3	1	0	0	14	8	6	.750	2-0-0-0	7	4		1-1-0-0	7	4	
2006-07	4	0	4	0	0	8	16	0	.000	0-2-0-0	3	9		0-2-0-0	5	7	
2007-08	4	0	4	0	0	8	19	0	.000	0-2-0-0	2	9		0-2-0-0	6	10	
2008-09	4	1	2	0	1	12	13	3	.375	1-1-0-0	6	4		0-1-0-1	6	9	



EDMONTON OILERS VS. NASHVILLE PREDATORS

YEARLY RECORD 1998-99 TO 2012-13

SEASON	GP	W	L	T	OTL	GF	GA	PTS	PCT.	AT EDMONTON			AT NASHVILLE		
										W-L-T-OTL	GF	GA	W-L-T-OTL	GF	GA
2009-10	4	1	3	0	0	15	16	2	.250	0-2-0-0	6	11	1-1-0-0	9	5
2010-11	4	2	1	0	1	9	7	5	.625	1-0-0-1	4	4	1-1-0-0	5	3
2011-12	4	3	1	0	0	16	8	6	.750	1-1-0-0	4	3	2-0-0-0	12	5
2012-13	3	1	2	0	0	5	11	2	.333	1-0-0-0	3	2	0-2-0-0	2	9
TOTALS	56	23	26	3	4	160	164	53	.481	12-12-0-3	71	80	11-14-3-1	89	84

EDMONTON OILERS VS. NASHVILLE PREDATORS

2012-13 RESULTS & STATISTICS

AT EDMONTON

17 Mar '13 NSH 2 @ EDM 3

WINNING GOAL

Jordan Eberle

AT NASHVILLE

25 Mar '13 EDM 2 @ NSH 3

08 Mar '13 EDM 0 @ NSH 6

WINNING GOAL

Chris Mueller

Patric Hornqvist

OILERS	GP	G	A	P +/-	PIM	PP	SH	PREDATORS	GP	G	A	P +/-	PIM	PP	SH
Jordan Eberle	3	1	1	2 -2	0	0	0	Colin Wilson	1	2	2	4 2	0	1	0
Taylor Hall	3	1	1	2 -3	0	1	0	Shea Weber	3	1	3	4 3	0	1	0
Magnus Paajarvi	3	1	0	1 -1	0	1	0	Mike Fisher	3	0	4	4 4	0	0	0
Shawn Horcoff	2	1	0	1 0	2	0	0	Sergei Kostitsyn	3	1	2	3 2	0	0	0
Lennart Petrell	2	1	0	1 0	0	0	1	Martin Erat	3	0	3	3 2	0	0	0
Sam Gagner	3	0	1	1 0	0	0	0	Roman Josi	3	1	1	2 2	0	0	0
Ryan Nugent-Hopkins	3	0	1	1 -3	0	0	0	Craig Smith	2	0	2	2 -2	2	0	0
Jeff Petry	3	0	1	1 -1	0	0	0	Rich Clune	3	1	0	1 1	5	0	0
Nick Schultz	3	0	1	1 -1	6	0	0	Kevin Klein	3	1	0	1 1	0	0	0
Ales Hemsky	2	0	1	1 -1	2	0	0	David Legwand	3	1	0	1 -1	2	0	0
Ryan Whitney	2	0	1	1 -2	2	0	0	Patric Hornqvist	2	1	0	1 0	2	1	0
Corey Potter	1	0	1	1 -1	0	0	0	Zach Boychuk	1	1	0	1 1	0	0	0
Mike Brown	3	0	0	0 -2	5	0	0	Chris Mueller	1	1	0	1 1	0	0	0
Ryan Jones	3	0	0	0 -2	2	0	0	Victor Bartley	3	0	1	1 1	0	0	0
Justin Schultz	3	0	0	0 -2	2	0	0	Bobby Butler	3	0	1	1 2	0	0	0
Ladislav Smid	3	0	0	0 -2	2	0	0	Brandon Yip	2	0	1	1 1	0	0	0
Ryan Smyth	3	0	0	0 -1	0	0	0	Paul Gaustad	1	0	1	1 1	2	0	0
Nail Yakupov	3	0	0	0 0	0	0	0	Gabriel Bourque	3	0	0	0 1	0	0	0
Eric Belanger	2	0	0	0 -1	0	0	0	Jonathon Blum	2	0	0	0 0	4	0	0
Mark Fistric	2	0	0	0 1	0	0	0	Ryan Ellis	2	0	0	0 1	2	0	0
Ben Eager	1	0	0	0 0	0	0	0	Scott Hannan	2	0	0	0 1	0	0	0
Theo Peckham	1	0	0	0 -2	4	0	0	Nick Spaling	2	0	0	0 1	0	0	0
								Taylor Beck	1	0	0	0 0	0	0	0
								Hal Gill	1	0	0	0 1	0	0	0
								Matt Halischuk	1	0	0	0 0	0	0	0

OILERS GOALTENDER	GP	MIN	W-L-OT	SO	GA	SA	SV	GAA	SV%
Devan Dubnyk	3	139	1-2-0	0	7	70	63	3.02	.900
Yann Danis	1	40	0-0-0	0	4	21	17	6.00	.810
PREDATORS GOALTENDER	GP	MIN	W-L-OT	SO	GA	SA	SV	GAA	SV%
Pekka Rinne	3	177	2-1-0	0	5	71	66	1.69	.930

GOALS BY PERIOD						SHOTS BY PERIOD					
	1	2	3	OT	TOTAL		1	2	3	OT	TOTAL
Oilers	1	1	3	0	5	Oilers	21	27	23	0	71
Predators	3	5	3	0	11	Predators	33	27	31	0	91
POWERPLAY			PPG	ATT	PCT.	PENALTY KILLING			PK	TSH	PCT.
Oilers			2	6	33.3	Oilers			7	10	70.0
Predators			3	10	30.0	Predators			4	6	66.7


NEW JERSEY DEVILS

Prudential Center
25 Lafayette Street
Newark, NJ 07102

2013-14 GAMES VS. NEW JERSEY

At Edmonton – October 7
At New Jersey – February 7

CLUB DIRECTORY

Owner/Chairman/Governor	Joshua Harris
Owner/Vice Chairman/Alternate Governor	David Blitzer
President/General Manager/Alternate Governor	Lou Lamoriello
CEO, NJ Devils & Prudential Center/Alt. Governor	Scott O'Neil
Senior Advisor to the Chairman	Jeff Vanderbeek
Exec. Vice President, Hockey Ops/Director, Scouting	David Conte
Exec. Vice President, Operations	Peter McMullen
Sr. Vice President, Hockey Ops/General Manager, Albany/Scout	Chris Lamoriello
Senior Vice President, Communications	Mike Levine
Vice President, Hockey Operations	Stephen Pellegrini
Head Coach	Peter DeBoer
Assistant Coaches	Dave Barr, Scott Stevens, Mike Foligno
Goaltending Coach	Chris Terreri
Special Assignment Coaches	Jacques Laperriere, Jacques Lemaire
Assistant Director, Scouting	Claude Carrier
Hockey Operations Video Coordinator	Taran Singleton
Video Assistant	Matthew DeMado
Video Consultant	Mitch Kaufman
Director, Communications	Pete Albiez
Director, Website Content	Eric Marin
Assistant Director, Communications	Daniel Beam
Staff Assistant	Valentino Sisti
Television Outlet	MSG Plus
Television Play-by-Play / Color	Steve Cangialosi / Glenn Resch
Radio Outlet	SportsRadio 66 WFAN & 101.9 FM
Radio Play-by-Play/ Color	Matt Loughlin / Sherry Ross
Arena (Capacity)	Prudential Center (17,625)
Public Relations Phone	(973) 757-6100
Public Relations FAX	(973) 757-6399
Website	www.newjerseydevils.com

EDMONTON OILERS VS. NEW JERSEY DEVILS
YEARLY RECORD 1979-80 TO 2012-13

SEASON RECORD 1979-80 TO 2012-13										AT EDMONTON				AT NEW JERSEY			
SEASON	GP	W	L	T	OTL	GF	GA	PTS	PCT.	W-L-T-OTL	GF	GA	W-L-T-OTL	GF	GA		
1979-80*	4	2	2	0	—	15	13	4	.500	2-0-0-0	10	5	0-2-0-0	5	8		
1980-81*	4	0	3	1	—	10	14	1	.125	0-1-1-0	6	7	0-2-0-0	4	7		
1981-82*	8	5	2	1	—	41	32	11	.688	3-1-0-0	23	16	2-1-1-0	18	16		
1982-83	3	3	0	0	—	19	8	6	1.000	1-0-0-0	10	4	2-0-0-0	9	4		
1983-84	3	2	0	1	—	21	11	5	.833	1-0-1-0	16	7	1-0-0-0	5	4		
1984-85	3	2	1	0	—	9	9	4	.667	1-0-0-0	4	2	1-1-0-0	5	7		
1985-86	3	3	0	0	—	16	12	6	1.000	2-0-0-0	10	8	1-0-0-0	6	4		
1986-87	3	2	1	0	—	16	14	4	.667	1-0-0-0	7	4	1-1-0-0	9	10		
1987-88	3	1	2	0	—	20	19	2	.333	1-1-0-0	15	13	0-1-0-0	5	6		
1988-89	3	1	2	0	—	5	7	2	.333	0-1-0-0	2	4	1-1-0-0	3	3		
1989-90	2	0	1	2	—	9	12	2	.333	0-1-1-0	7	10	0-0-1-0	2	2		
1990-91	3	2	1	0	—	11	9	4	.667	0-1-0-0	2	5	2-0-0-0	9	4		
1991-92	3	1	1	1	—	8	8	3	.500	0-1-1-0	3	5	1-0-0-0	5	3		
1992-93	2	1	1	0	—	7	9	2	.500	1-0-0-0	6	4	0-1-0-0	1	5		
1993-94	2	0	1	1	—	5	8	1	.250	0-0-1-0	3	3	0-1-0-0	2	5		
1994-95	DID NOT PLAY																
1995-96	2	2	0	0	—	5	2	4	1.000	1-0-0-0	2	1	1-0-0-0	3	1		
1996-97	2	0	2	0	—	3	9	0	.000	0-1-0-0	2	3	0-1-0-0	1	6		
1997-98	2	0	1	1	—	3	5	1	.250	0-0-1-0	1	1	0-1-0-0	2	4		
1998-99	2	1	1	0	—	5	6	2	.500	0-1-0-0	1	4	1-0-0-0	4	2		
1999-00	1	1	0	0	0	3	1	2	1.000	0-0-0-0	0	0	1-0-0-0	3	1		
2000-01	1	0	0	0	1	5	6	1	.500	0-0-0-1	5	6	0-0-0-0	0	0		
2001-02	2	0	1	1	0	4	5	1	.250	0-1-0-0	1	2	0-0-1-0	3	3		



EDMONTON OILERS VS. NEW JERSEY DEVILS

YEARLY RECORD 1979-80 TO 2012-13

SEASON RECORD 1979-80 TO 2012-13										AT EDMONTON			AT NEW JERSEY		
SEASON	GP	W	L	T	OTL	GF	GA	PTS	PCT.	W-L-T-OTL	GF	GA	W-L-T-OTL	GF	GA
2002-03	1	1	0	0	0	6	3	2	1.000	0-0-0-0	0	0	1-0-0-0	6	3
2003-04	1	0	0	0	1	2	3	1	.500	0-0-0-0	0	0	0-0-0-1	2	3
2004-05									DID NOT PLAY						
2005-06	1	0	0	0	1	1	2	1	.500	0-0-0-0	0	0	0-0-0-1	1	2
2006-07									DID NOT PLAY						
2007-08	1	0	1	0	0	1	3	0	.000	0-1-0-0	1	3	0-0-0-0	0	0
2008-09	1	1	0	0	0	2	1	2	1.000	0-0-0-0	0	0	1-0-0-0	2	1
2009-10	1	1	0	0	0	2	0	2	1.000	1-0-0-0	2	0	0-0-0-0	0	0
2010-11	1	0	1	0	1	3	4	1	.500	0-0-0-0	0	0	0-0-0-1	3	4
2011-12	1	0	0	0	1	1	2	1	.500	0-0-0-1	1	2	0-0-0-0	-	-
2012-13									DID NOT PLAY						
TOTALS	70	32	25	9	5	258	237	78	.557	15-11-6-2	140	119	17-13-3-3	118	118
NJ DEVILS	54	25	18	7	5	192	178	62	.574	10-9-5-2	101	91	15-8-2-3	91	87
COLORADO	16	7	7	2	0	66	59	16	.500	5-2-1-0	39	28	2-5-1-0	27	31

* Franchise in Denver from 1979-80 to 1981-82. Moved to New Jersey for 1982-83 season.

EDMONTON OILERS VS. NEW JERSEY DEVILS (DID NOT PLAY 2012-13 SEASON)

AT EDMONTON

WINNING GOAL

NA

OILERS	GP	G	A	P +/-	PIM	PP	SH	DEVILS	GP	G	A	P +/-	PIM	PP	SH
NA								NA							

OILERS GOALTENDER	GP	MIN	W-L-OT	SO	GA	SA	SV	GAA	SV%
NA									

DEVILS GOALTENDER	GP	MIN	W-L-OT	SO	GA	SA	SV	GAA	SV%
NA									

GOALS BY PERIOD	1	2	3	OT	TOTAL	SHOTS BY PERIOD	1	2	3	OT	TOTAL
NA						NA					

POWERPLAY	PPG	ATT	PCT.	PENTALTY KILLING	PK	TSH	PCT.
NA				NA			



NEW YORK ISLANDERS

Nassau Veterans' Memorial Coliseum
Executive Office: 1255 Hempstead Turnpike
Uniondale, NY 11553

2013-14 GAMES VS.

NY ISLANDERS

At Edmonton – March 6
At NY Islanders – October 17

CLUB DIRECTORY

Owner and Governor.....	Charles B. Wang
General Manager and Alternate Governor.....	Garth Snow
Alternate Governors.....	Art McCarthy, Roy Reichbach
Sr. Vice President & Alternate Governor.....	Michael Picker
Sr. Vice President of Marketing and Sales.....	Paul Lancey
President of Bridgeport Sound Tigers (AHL).....	Howard Saffan
Manager, Hockey Administration.....	Joanne Holewa
Director of Pro Scouting.....	Ken Morrow
Sr. Advisor to the G.M. & Assistant Coach.....	Doug Weight
Assistant to the General Manager.....	Kerry Gwydir
Head Coach.....	Jack Capuano
Assistant Coach.....	Brent Thompson
Director of Sports Performance.....	Sean Donellan
Goaltending Coach.....	Mike Dunham
Skill Development Coach.....	Bernie Cassell
Video Coach.....	Matt Bertani
Head Amateur Scout / Player Development.....	Trent Klatt
Player Development.....	Eric Cairns, Geoff Sanderson
Director of Communications.....	Kimber Auerbach
Islanders TV Director.....	Susie Schopp
Communications Manager.....	Jesse Eisenberg
Website Coordinator.....	Travis Betts
Communication Coordinator.....	Greg Picker
Radio Producer and Broadcaster.....	Chris King
Islanders TV Producer.....	Ryan Mason
Arena (Capacity).....	Nassau Veteran's Memorial Coliseum(16,234)
Public Relations Phone.....	(516) 501-6700
Public Relations FAX.....	(516) 501-6850
Website.....	www.newyorkislanders.com

EDMONTON OILERS VS. NEW YORK ISLANDERS

YEARLY RECORD 1979-80 TO 2012-13

SEASON						AT EDMONTON				AT NY ISLANDERS			
	GP	W	L	T	OTL	GF	GA	PTS	PCT.	W-L-T-OTL	GF	GA	
1979-80	4	2	1	1	—	19	17	5	.675	2-0-0-0	12	8	0-1-1-0 7 9
1980-81	4	0	2	2	—	15	21	2	.250	0-2-0-0	2	8	0-0-2-0 13 13
1981-82	3	1	1	1	—	12	12	3	.500	1-0-0-0	4	3	0-1-1-0 8 9
1982-83	3	0	3	0	—	8	14	0	.000	0-2-0-0	6	10	0-1-0-0 2 4
1983-84	3	0	3	0	—	10	17	0	.000	0-1-0-0	2	4	0-2-0-0 8 13
1984-85	3	2	0	1	—	16	12	5	.833	1-0-1-0	9	7	1-0-0-0 7 5
1985-86	3	1	0	2	—	14	12	4	.667	1-0-0-0	6	4	0-0-2-0 8 8
1986-87	3	2	0	1	—	13	6	5	.833	1-0-1-0	10	4	1-0-0-0 3 2
1987-88	3	1	2	0	—	11	9	2	.333	1-0-0-0	5	1	0-2-0-0 6 8
1988-89	3	2	1	0	—	11	8	4	.667	2-0-0-0	8	3	0-1-0-0 3 5
1989-90	2	1	0	2	—	15	10	4	.667	0-0-1-0	5	5	1-0-1-0 10 5
1990-91	3	3	0	0	—	11	3	6	1.000	2-0-0-0	5	2	1-0-0-0 6 1
1991-92	3	3	0	0	—	13	7	6	1.000	2-0-0-0	9	5	1-0-0-0 4 2
1992-93	3	0	2	1	—	8	16	1	.167	0-0-1-0	5	5	0-2-0-0 3 11
1993-94	2	1	0	1	—	9	5	3	.750	1-0-0-0	5	1	0-0-1-0 4 4
1994-95	DID NOT PLAY												
1995-96	2	1	1	0	—	4	3	2	.500	1-0-0-0	4	1	0-1-0-0 0 2
1996-97	2	1	1	0	—	2	8	2	.500	0-1-0-0	1	0	0-1-0-0 1 8
1997-98	2	0	1	1	—	5	7	1	.250	0-1-0-0	1	3	0-0-1-0 4 4
1998-99	1	1	0	0	—	4	2	2	1.000	0-0-0-0	0	0	1-0-0-0 4 2



EDMONTON OILERS VS. NEW YORK ISLANDERS

YEARLY RECORD 1979-80 TO 2012-13

SEASON	GP	W	L	T	OTL	GF	GA	PTS	PCT.	AT EDMONTON			AT NY ISLANDERS		
										W-L-T-OTL	GF	GA	W-L-T-OTL	GF	GA
1999-00	2	1	0	1	0	8	6	3	.750	0-0-1-0	4	4	1-0-0-0	4	2
2000-01	1	0	1	0	0	2	4	0	.000	0-1-0-0	2	4	0-0-0-0	0	0
2001-02	1	0	1	0	0	1	4	0	.000	0-0-0-0	0	0	0-1-0-0	1	4
2002-03	2	0	2	0	0	4	9	0	.000	0-1-0-0	2	5	0-1-0-0	2	4
2003-04	1	0	1	0	0	2	3	0	.000	0-0-0-0	0	0	0-1-0-0	2	3
2004-05							DID NOT PLAY								
2005-06	1	0	0	0	1	2	3	1	.500	0-0-0-0	0	0	0-0-0-1	2	3
2006-07							DID NOT PLAY								
2007-08	1	1	0	0	0	4	0	2	1.000	1-0-0-0	4	0	0-0-0-0	0	0
2008-09	1	1	0	0	0	3	2	2	1.000	1-0-0-0	3	2	0-0-0-0	0	0
2009-10	1	0	1	0	0	1	3	0	.000	0-0-0-0	0	0	0-1-0-0	1	3
2010-11	1	1	0	0	0	2	1	2	1.000	1-0-0-0	2	1	0-0-0-0	0	0
2011-12	1	0	1	0	0	1	4	0	.000	0-0-0-0	0	0	0-1-0-0	1	4
2012-13							DID NOT PLAY								
TOTALS	66	26	25	14	1	230	228	67	.508	19-8-5-0	116	90	7-17-9-1	114	138

EDMONTON OILERS VS. NEW YORK ISLANDERS (DID NOT PLAY 2012-13 SEASON)

AT EDMONTON

WINNING GOAL

NA

OILERS	GP	G	A	P +/-	PIM	PP	SH	ISLANDERS	GP	G	A	P +/-	PIM	PP	SH
NA								NA							

OILERS GOALTENDER	GP	MIN	W-L-OT	SO	GA	SA	SV	GAA	SV%
NA									

ISLANDERS GOALTENDER	GP	MIN	W-L-OT	SO	GA	SA	SV	GAA	SV%
NA									

GOALS BY PERIOD	1	2	3	OT	TOTAL	SHOTS BY PERIOD	1	2	3	OT	TOTAL
NA						NA					

POWERPLAY	PPG	ATT	PCT.	PENTALTY KILLING	PK	TSH	PCT.
NA				NA			



NEW YORK RANGERS

Madison Square Garden
Two Pennsylvania Plaza, 26th Floor
New York, NY 10121

2013-14 GAMES VS.

NY RANGERS

At Edmonton – March 30

At NY Rangers – February 6

CLUB DIRECTORY

Exec. Chairman, The Madison Square Garden Company.....	James L. Dolan
President & CEO, The Madison Square Garden Company.....	Hank J. Ratner
President, MSG Sports.....	Scott O'Neil
President and G.M.....	Glen Sather
Executive V.P., Marketing & Sales.....	Howard Jacobs
Sr. V.P., Finance & Controller.....	John Cudmore
Deputy General Counsel & Sr. V.P., Legal & Business Affairs – Team Ops.....	Marc Schoenfeld Sr.
V.P., Marketing.....	Janet Duch
Sr. V.P., Sports Team Operations.....	Mark Piazza
Sr. V.P., Legal & Business Affairs – Sports Ops.....	John Master
V.P., Public Relations and Player Recruitment.....	John Rosasco
Asst. G.M., Player Personnel, Assistant Coach and G.M. – Hartford Wolf Pack.....	Jim Schoenfeld
Asst. G.M.....	Jeff Gorton
Head Coach.....	Alain Vigneault
Associate Coach.....	Scott Arniel
Assistant Coaches.....	Ulf Samuelsson, Daniel Lacroix
Assistant Coach and Goaltending Coach.....	Benoit Allaire
Video Coach.....	Jerry Dineen
Director, Player Personnel.....	Gordie Clark
Director, Professional Scouting.....	Kevin Maxwell
Hockey Consultant.....	Doug Risebrough
Hockey and Business Operations.....	Adam Graves
Head Professional Scout, Europe.....	Anders Hedberg
Video Analyst.....	Jim Sullivan
V.P., Business Public Relations.....	Stacey Escudero
Public Relations, Director / Coordinator.....	Brendan McIntyre / Dino Ticinelli
Television / Radio Network.....	MSG Network / MSG Radio
Arena (Capacity).....	Madison Square Garden (18,200)
Public Relations Phone.....	(212) 465-6486
Public Relations FAX.....	(212) 465-6494
Website.....	www.newyorkrangers.com

EDMONTON OILERS VS. NEW YORK RANGERS

YEARLY RECORD 1979-80 TO 2012-13

SEASON										AT EDMONTON				AT NY RANGERS			
SEASON	GP	W	L	T	OTL	GF	GA	PTS	PCT.	W-L-T-OTL	GF	GA	W-L-T-OTL	GF	GA		
1979-80	4	1	3	0	—	9	22	2	.250	1-1-0-0	6	8	0-2-0-0	3	14		
1980-81	4	1	2	1	—	14	19	3	.375	0-2-0-0	5	12	1-0-1-0	9	6		
1981-82	3	3	0	0	—	18	10	6	1.000	1-0-0-0	8	3	2-0-0-0	10	6		
1982-83	3	3	0	0	—	15	4	6	1.000	2-0-0-0	8	2	1-0-0-0	7	2		
1983-84	3	2	1	0	—	16	11	4	.667	0-1-0-0	2	3	2-0-0-0	14	8		
1984-85	3	1	1	1	—	15	12	3	.500	1-0-1-0	8	4	0-1-0-0	7	8		
1985-86	3	1	2	0	—	9	11	2	.333	0-1-0-0	4	5	1-1-0-0	5	6		
1986-87	3	3	0	0	—	20	14	6	1.000	2-0-0-0	12	8	1-0-0-0	8	6		
1987-88	3	2	1	0	—	15	14	4	.667	1-0-0-0	7	2	1-1-0-0	8	12		
1988-89	3	2	1	0	—	15	10	4	.667	1-1-0-0	12	9	1-0-0-0	3	1		
1989-90	3	0	2	1	—	8	12	1	.167	0-1-0-0	3	4	0-1-1-0	5	8		
1990-91	3	1	1	1	—	9	9	3	.500	1-1-0-0	7	7	0-0-1-0	2	2		
1991-92	2	1	1	0	—	5	6	2	.500	0-1-0-0	1	3	1-0-0-0	4	3		
1992-93	2	1	1	0	—	4	4	2	.500	0-1-0-0	0	1	1-0-0-0	4	3		
1993-94	2	0	1	1	—	4	6	1	.250	0-1-0-0	3	5	0-0-1-0	1	1		
1994-95	DID NOT PLAY																
1995-96	2	1	1	0	—	7	9	2	.500	0-1-0-0	3	8	1-0-0-0	4	1		
1996-97	2	1	0	1	—	7	6	3	.750	1-0-0-0	3	2	0-0-1-0	4	4		
1997-98	2	0	0	2	—	5	5	2	.500	0-0-1-0	3	3	0-0-1-0	2	2		



EDMONTON OILERS VS. NEW YORK RANGERS

YEARLY RECORD 1979-80 TO 2012-13

SEASON	GP	W	L	T	OTL	GF	GA	PTS	PCT.	AT EDMONTON			AT NY RANGERS		
										W-L-T-OTL	GF	GA	W-L-T-OTL	GF	GA
1998-99	2	0	2	0	—	3	5	0	.000	0-1-0-0	1	2	0-1-0-0	2	3
1999-00	2	0	0	1	1	2	3	2	.500	0-0-1-0	1	1	0-0-0-1	1	2
2000-01	1	0	1	0	0	3	4	0	.000	0-0-0-0	0	0	0-1-0-0	3	4
2001-02	1	1	0	0	0	4	1	2	1.000	1-0-0-0	4	1	0-0-0-0	0	0
2002-03	1	0	1	0	0	2	5	0	.000	0-0-0-0	0	0	0-1-0-0	2	5
2003-04	1	1	0	0	0	5	4	2	1.000	0-0-0-0	0	0	1-0-0-0	5	4
2004-05	DID NOT PLAY														
2005-06	1	0	0	0	1	4	5	1	.500	0-0-0-0	0	0	0-0-0-1	4	5
2006-07	DID NOT PLAY														
2007-08	1	1	0	0	0	3	2	2	1.000	1-0-0-0	3	2	0-0-0-0	0	0
2008-09	1	1	0	0	0	2	2	2	1.000	0-0-0-0	0	0	1-0-0-0	2	2
2009-10	1	0	1	0	0	2	4	0	.000	0-1-0-0	2	4	0-0-0-0	0	0
2010-11	1	0	1	0	0	2	8	0	.000	0-0-0-0	0	0	0-1-0-0	2	8
2011-12	1	1	0	0	0	2	0	2	1.000	1-0-0-0	2	0	0-0-0-0	0	0
2012-13	DID NOT PLAY														
TOTALS	64	29	24	9	2	229	227	69	.539	14-14-3-0	108	100	15-10-6-2	121	127

EDMONTON OILERS VS. NEW YORK RANGERS (DID NOT PLAY 2012-13 SEASON)

AT EDMONTON

WINNING GOAL

NA

OILERS	GP	G	A	P +/-	PIM	PP	SH	RANGERS	GP	G	A	P +/-	PIM	PP	SH
NA								NA							

OILERS GOALTENDER	GP	MIN	W-L-OT	SO	GA	SA	SV	GAA	SV%
NA									

RANGERS GOALTENDER	GP	MIN	W-L-OT	SO	GA	SA	SV	GAA	SV%
NA									

GOALS BY PERIOD	1	2	3	OT	TOTAL	SHOTS BY PERIOD	1	2	3	OT	TOTAL
NA						NA					

POWERPLAY	PPG	ATT	PCT.	PENTALTY KILLING	PK	TSH	PCT.
NA				NA			


OTTAWA SENATORS

Canadian Tire Centre
1000 Palladium Drive
Ottawa, ON K2V 1A5

2013-14 GAMES VS. OTTAWA

At Edmonton – March 4
At Ottawa – October 19*
* Afternoon Game

CLUB DIRECTORY

Owner, Governor and Chairman.....	Eugene Melnyk
President and Alternate Governor	Cyril Leeder
Exec. V.P., CFO and Alternate Governor	Erin Crowe
Exec. V.P., G.M. and Alternate Governor	Bryan Murray
V.P. and Executive Director, Canadian Tire Centre.....	Tom Conroy
Exec. Assistant to the President	Kathy Downs
Exec. Assistant to the Exec. V.P. and CFO	Colette Hiscott
Assistant General Manager	Tim Murray
Director of Player Personnel	Pierre Dorion
Director of Hockey Operations and Player Development.....	Randy Lee
Manager of Hockey Administration.....	Allison Vaughan
Head Coach.....	Paul MacLean
Assistant Coaches.....	Dave Cameron, Mark Reeds, Rick Wamsley
Video Coach	Tim Pattysen
Manager, Team Services.....	Jordan Silmsen
Director, Communications.....	Brian Morris
Manager, Communications.....	Chris Moore
Coordinator, Communications.....	Amanda Nigh
Content Producer/Editor.....	Chris Lund
Translator.....	Eric Tremblay
Vice-President, Broadcast.....	Jim Steel
Video Producer	Christopher Skinner
Radio.....	Team 1200 (English), 94.5 FM (French)
Television	Rogers Sportsnet, TVA and RDS
Team Photographer	Freestyle Photography (Andre Ringuette)
Anthem singer.....	Lyndon Slewidge
Mascot	Spartacat
Arena (Capacity)	Scotiabank Place (19,153)
Media Relations Phone.....	(613) 599-0250
Media Relations FAX.....	(613) 599-0358
Website	www.ottawasenators.com

EDMONTON OILERS VS. OTTAWA SENATORS
YEARLY RECORD 1992-93 TO 2012-13

SEASON	GP	W	L	T	OTL	GF	GA	PTS	PCT.	AT EDMONTON			AT OTTAWA		
										W-L-T-OTL	GF	GA	W-L-T-OTL	GF	GA
1992-93	2	1	1	0	—	7	5	2	.500	1-0-0-0	5	2	0-1-0-0	2	3
1993-94	2	0	2	0	—	8	11	0	.000	0-1-0-0	5	7	0-1-0-0	3	4
1994-95	DID NOT PLAY														
1995-96	2	2	0	0	—	6	3	4	1.000	1-0-0-0	3	1	1-0-0-0	3	2
1996-97	2	2	0	0	—	9	2	4	1.000	1-0-0-0	5	2	1-0-0-0	4	0
1997-98	2	2	0	0	—	6	2	4	1.000	1-0-0-0	5	2	1-0-0-0	1	0
1998-99	2	0	0	2	—	3	3	2	.500	0-0-1-0	2	2	0-0-1-0	1	1
1999-00	2	1	0	1	0	7	5	3	.750	1-0-1-0	7	5	0-0-0-0	0	0
2000-01	2	2	0	0	0	9	4	4	1.000	1-0-0-0	4	1	1-0-0-0	5	3
2001-02	1	1	0	0	0	4	1	2	1.000	0-0-0-0	0	0	1-0-0-0	4	1
2002-03	2	0	2	0	0	0	4	0	.000	0-1-0-0	0	2	0-1-0-0	0	2
2003-04	2	1	0	1	0	6	4	3	.750	1-0-0-0	3	1	0-0-1-0	3	3
2004-05	DID NOT PLAY														
2005-06	1	0	1	0	0	3	5	0	.000	0-1-0-0	3	5	0-0-0-0	0	0
2006-07	1	0	0	0	1	3	4	1	.500	0-0-0-0	0	0	0-0-0-1	3	4
2007-08	DID NOT PLAY														
2008-09	2	0	2	0	0	4	7	0	.000	0-1-0-0	2	3	0-1-0-0	2	4



EDMONTON OILERS VS. OTTAWA SENATORS

YEARLY RECORD 1992-93 TO 2012-13

SEASON	GP	W	L	T	OTL	GF	GA	PTS	PCT.	AT EDMONTON			AT OTTAWA		
										W-L-T-OTL	GF	GA	W-L-T-OTL	GF	GA
2009-10	2	0	1	0	1	4	8	1	.250	0-1-0-0	1	4	0-0-0-1	3	4
2010-11	2	1	0	0	0	7	6	2	.500	0-1-0-0	3	5	1-0-0-0	4	1
2011-12	2	1	1	0	0	6	8	2	.500	0-1-0-0	2	5	1-0-0-0	4	3
2012-13	DID NOT PLAY														
TOTALS	31	14	10	4	2	92	82	34	.548	7-7-2-0	50	47	7-4-2-2	42	35

EDMONTON OILERS VS. OTTAWA SENATORS (DID NOT PLAY 2012-13 SEASON)

AT EDMONTON

WINNING GOAL

NA

OILERS	GP	G	A	P +/-	PIM	PP	SH	SENATORS	GP	G	A	P +/-	PIM	PP	SH
NA								NA							

OILERS GOALTENDER	GP	MIN	W-L-OT	SO	GA	SA	SV	GAA	SV%
NA									

SENATORS GOALTENDER	GP	MIN	W-L-OT	SO	GA	SA	SV	GAA	SV%
NA									

GOALS BY PERIOD	1	2	3	OT	TOTAL	SHOTS BY PERIOD	1	2	3	OT	TOTAL
NA						NA					

POWERPLAY	PPG	ATT	PCT.	PENTALTY KILLING	PK	TSH	PCT.
NA				NA			


PHILADELPHIA FLYERS

Wells Fargo Center
3601 South Broad Street
Philadelphia, PA 19148-5290

2013-14 GAMES VS. PHILADELPHIA

At Edmonton – December 28
At Philadelphia – November 9*

* Afternoon Game

CLUB DIRECTORY

Chairman.....	Ed Snider
President and COO of Comcast-Spectacor.....	Peter A. Luukko
General Manager.....	Paul Holmgren
Senior Vice President.....	Bob Clarke
Executive Vice President.....	Keith Allen
Governor.....	Ed Snider
Alternate Governors.....	Paul Holmgren, Peter A. Luukko, Phil Weinberg
Senior Vice President, Business Operations.....	Shawn Tilger
Executive Assistants.....	Sharon Allison, Cheri Arnao, Ann Marie Nasuti
Assistant General Managers.....	Barry Hanrahan, John Paddock
Director of Hockey Operations.....	Chris Pryor
Director of Player Development.....	Ian Laperriere
Director of Player Personnel.....	Dave Brown
Head Coach.....	Peter Laviolette
Assistant Coaches.....	Craig Berube, Kevin McCarthy, Joe Mullen
Goaltending Coach.....	Jeff Reese
Player Development Coach.....	Derian Hatcher
Video Coach.....	Adam Patterson
Director, Team Services.....	Bryan Hardenbergh
Senior Director, Communications.....	Zack Hill
Manager, Public Relations.....	Joe Sivilie
Manager, Broadcasting & Media Services.....	Brian Smith
Arena (Capacity).....	Wells Fargo Center (19,538)
Public Relations Phone.....	(215) 465-4500
Public Relations FAX.....	(215) 218-7837
Website.....	www.philadelphiaflyers.com

EDMONTON OILERS VS. PHILADELPHIA FLYERS
YEARLY RECORD 1979-80 TO 2012-13

SEASON	GP	W	L	T	OTL	GF	GA	PTS	PCT.	AT EDMONTON				AT PHILADELPHIA			
										W-L-T-OTL	GF	GA		W-L-T-OTL	GF	GA	
1979-80	4	0	3	1	—	11	17	1	.125	0-1-1-0	5	7		0-2-0-0	6	10	
1980-81	4	2	2	0	—	13	15	4	.500	1-1-0-0	7	4		1-1-0-0	6	11	
1981-82	3	2	1	0	—	16	17	4	.667	2-0-0-0	14	9		0-1-0-0	2	8	
1982-83	3	1	2	0	—	9	14	2	.333	0-1-0-0	2	4		1-1-0-0	7	10	
1983-84	3	0	2	1	—	9	12	1	.167	0-1-1-0	6	8		0-1-0-0	3	4	
1984-85	3	0	3	0	—	11	17	0	.000	0-1-0-0	2	5		0-2-0-0	9	12	
1985-86	3	2	1	0	—	9	9	4	.667	2-0-0-0	6	4		0-1-0-0	3	5	
1986-87	3	1	2	0	—	9	11	2	.333	1-0-0-0	6	4		0-2-0-0	3	7	
1987-88	3	2	1	0	—	14	7	4	.667	2-0-0-0	13	4		0-1-0-0	1	3	
1988-89	3	1	0	2	—	8	6	4	.667	0-0-1-0	1	1		1-0-1-0	7	5	
1989-90	3	2	1	0	—	8	9	4	.667	2-0-0-0	7	4		0-1-0-0	1	5	
1990-91	3	3	0	0	—	16	10	6	1.000	1-0-0-0	5	4		2-0-0-0	11	6	
1991-92	3	1	2	0	—	10	13	2	.333	1-0-0-0	4	2		0-2-0-0	6	11	
1992-93	2	0	1	1	—	2	6	1	.250	0-0-1-0	2	2		0-1-0-0	0	4	
1993-94	2	2	0	0	—	5	2	4	1.000	1-0-0-0	3	1		1-0-0-0	2	1	
1994-95	DID NOT PLAY																
1995-96	2	1	1	0	—	4	9	2	.500	1-0-0-0	3	2		0-1-0-0	1	7	
1996-97	2	0	2	0	—	8	11	0	.000	0-1-0-0	4	6		0-1-0-0	4	5	
1997-98	2	0	2	0	—	3	9	0	.000	0-1-0-0	1	3		0-1-0-0	2	6	
1998-99	2	0	0	2	—	5	5	2	.500	0-0-1-0	3	3		0-0-1-0	2	2	



EDMONTON OILERS VS. PHILADELPHIA FLYERS

YEARLY RECORD 1979-80 TO 2012-13

SEASON	GP	W	L	T	OTL	GF	GA	PTS	PCT.	AT EDMONTON			AT PHILADELPHIA		
										W-L-T-OTL	GF	GA	W-L-T-OTL	GF	GA
1999-00	1	1	0	0	0	3	2	2	1.000	0-0-0-0	0	0	1-0-0-0	3	2
2000-01	2	0	2	0	0	2	6	0	.000	0-1-0-0	2	4	0-1-0-0	0	2
2001-02	1	1	0	0	0	3	2	2	1.000	0-0-0-0	0	0	1-0-0-0	3	2
2002-03	1	0	0	1	0	2	2	1	.500	0-0-1-0	2	2	0-0-0-0	0	0
2003-04	1	1	0	0	0	3	0	2	1.000	0-0-0-0	0	0	1-0-0-0	3	0
2004-05							DID NOT PLAY								
2005-06	1	1	0	0	0	3	2	2	1.000	0-0-0-0	0	0	1-0-0-0	3	2
2006-07							DID NOT PLAY								
2007-08	1	1	0	0	0	5	3	2	1.000	1-0-0-0	5	3	0-0-0-0	0	0
2008-09	1	1	0	0	0	5	4	2	1.000	0-0-0-0	0	0	1-0-0-0	5	4
2009-10	1	1	0	0	0	1	0	2	1.000	1-0-0-0	1	0	0-0-0-0	0	0
2010-11	1	0	1	0	0	1	4	0	.000	0-0-0-0	0	0	0-1-0-0	1	4
2011-12	1	1	0	0	0	2	0	2	1.000	1-0-0-0	2	0	0-0-0-0	0	0
2012-13							DID NOT PLAY								
TOTALS	65	28	29	8	0	1200	224	64	.492	17-8-6-0	106	86	11-21-2-0	94	138

EDMONTON OILERS VS. PHILADELPHIA FLYERS (DID NOT PLAY 2012-13 SEASON)

AT EDMONTON

WINNING GOAL

NA

OILERS	GP	G	A	P +/-	PIM	PP	SH	FLYERS	GP	G	A	P +/-	PIM	PP	SH
NA								NA							

OILERS GOALTENDER	GP	MIN	W-L-OT	SO	GA	SA	SV	GAA	SV%
NA									

FLYERS GOALTENDER	GP	MIN	W-L-OT	SO	GA	SA	SV	GAA	SV%
NA									

GOALS BY PERIOD	1	2	3	OT	TOTAL	SHOTS BY PERIOD	1	2	3	OT	TOTAL
NA						NA					

POWERPLAY	PPG	ATT	PCT.	PENTALTY KILLING	PK	TSH	PCT.
NA				NA			


PHOENIX COYOTES

6751 N. Sunset Blvd. #200
Jobing.com Arena
9400 W. Maryland Avenue
Glendale, AZ 85305

2013-14 GAMES VS. PHOENIX

At Edmonton – December 3, January 24
At Phoenix – October 26, December 31,
April 4

CLUB DIRECTORY

Chairman and Governor	George Gosbee
Alternate Governor	Anthony LeBlanc
Strategic Advisor to the CEO & Chairman	Mike Nealy
Executive Vice President, G.M. & Alt. Governor	Don Maloney
Vice President of Hockey Operations & Asst. G.M.	Brad Ireliving
Exec. Support/Legal & Risk Mgmt. Coord	Gail Avisar
Head Coach	Dave Tippett
Associate Coach	Jim Playfair
Assistant Coach	Newell Brown
Asst. to the G.M./Goaltending Coach	Sean Burke
Development Coach	Dave King
Video Coach / Power Skating Coach	Steve Peters / Mark Ciaccio
Sr. Director of Hockey Operations	Chris O'Hearn
Hockey Operations Coordinator	Bob Teofilo
Manager of Team Services	Rick Braunstein
Team Services Coordinator/Security	Jim O'Neal
Scouting Directors, Amateur / Pro	Rick Knickle / Frank Effinger
Director of Broadcasting	Doug Cannon
TV Play-by-Play Announcer	Matt McConnell
TV/Radio Color Analyst / Host	Tyson Nash / Todd Walsh
Radio Play-by-Play Announcer / Host	Bob Heethuis / Luke Lapinski
Sr. Director of Communications	Rich Nairn
Media Relations, Sr. Manager / Coordinator	Chris Wojcik / Greg Dillard
Regional Sports Network / Radio Station	FOX Sports Arizona / FOX Sports 910 Team Photographer
Photographer	Norm Hall
Arena (Capacity)	Jobing.com Arena (17,125)
Public Relations Phone	(623) 772-3200
Public Relations FAX	(623) 872-2000
Tickets	(480) 563-PUCK
Arena Phone	(623) 772-3200
Arena FAX	(623) 772-3201
Website	www.PhoenixCoyotes.com

EDMONTON OILERS VS. PHOENIX COYOTES
YEARLY RECORD 1979-80 TO 2012-13

SEASON RECORD 1979-80 TO 2012-13										AT EDMONTON				AT PHOENIX			
SEASON	GP	W	L	T	OTL	GF	GA	PTS	PCT.	W-L-T-OTL	GF	GA	W-L-T-OTL	GF	GA		
1979-80	4	1	2	1	—	17	16	3	.375	1-1-0-0	12	6	0-1-1-0	5	10		
1980-81	4	4	0	0	—	26	9	8	1.000	2-0-0-0	17	6	2-0-0-0	9	3		
1981-82	3	2	1	0	—	14	7	4	.667	1-1-0-0	4	5	1-0-0-0	10	2		
1982-83	8	6	2	0	—	45	31	12	.750	4-0-0-0	22	7	2-2-0-0	23	24		
1983-84	8	8	0	0	—	53	37	16	1.000	4-0-0-0	24	16	4-0-0-0	29	21		
1984-85	8	5	3	0	—	40	34	10	.625	2-2-0-0	22	21	3-1-0-0	18	13		
1985-86	8	6	2	0	—	47	34	12	.750	3-1-0-0	22	15	3-1-0-0	25	19		
1986-87	8	5	3	0	—	33	27	10	.625	3-1-0-0	16	10	2-2-0-0	17	17		
1987-88	8	4	1	3	—	32	21	11	.688	2-0-2-0	15	10	2-1-1-0	17	11		
1988-89	8	4	3	1	—	40	35	9	.563	2-2-0-0	17	17	2-1-1-0	23	18		
1989-90	8	5	3	0	—	38	28	10	.625	4-0-0-0	23	11	1-3-0-0	15	17		
1990-91	8	3	4	1	—	21	23	7	.438	1-2-1-0	9	10	2-2-0-0	12	13		
1991-92	7	3	3	1	—	25	27	7	.500	2-2-0-0	15	16	1-1-1-0	10	11		
1992-93	9	1	8	0	—	29	44	2	.111	0-4-0-0	13	22	1-4-0-0	16	22		
1993-94	4	3	1	0	—	18	11	6	.750	2-0-0-0	11	2	1-1-0-0	7	9		
1994-95	4	2	1	1	—	15	16	5	.625	0-1-1-0	4	8	2-0-0-0	11	8		
1995-96	4	2	2	0	—	14	20	4	.500	2-0-0-0	10	7	0-2-0-0	4	13		
1996-97	4	3	1	0	—	15	11	6	.750	1-1-0-0	6	7	2-0-0-0	9	4		
1997-98	4	3	1	0	—	17	12	6	.750	2-0-0-0	9	5	1-1-0-0	8	8		
1998-99	4	2	2	0	—	17	14	4	.500	1-1-0-0	8	10	1-1-0-0	9	4		
1999-00	4	3	0	0	1	16	13	7	.875	2-0-0-0	7	4	1-0-0-1	9	9		
2000-01	4	0	2	2	0	8	13	2	.250	0-0-2-0	4	4	0-2-0-0	4	9		
2001-02	4	4	0	0	0	18	9	8	1.000	2-0-0-0	9	2	2-0-0-0	9	7		
2002-03	4	1	1	0	2	10	15	4	.500	1-1-0-0	5	8	0-0-0-2	5	7		
2003-04	4	3	0	1	0	19	11	7	.875	2-0-0-0	9	6	1-0-1-0	10	5		
2004-05																	

DID NOT PLAY



EDMONTON OILERS VS. PHOENIX COYOTES

YEARLY RECORD 1979-80 TO 2012-13

SEASON	GP	W	L	T	OTL	GF	GA	PTS	PCT.	AT EDMONTON			AT PHOENIX		
										W-L-T-OTL	GF	GA	W-L-T-OTL	GF	GA
2005-06	4	2	0	0	2	17	12	6	.750	1-0-0-1	10	5	1-0-0-1	7	7
2006-07	4	2	2	0	0	10	13	4	.500	1-1-0-0	5	5	1-1-0-0	5	8
2007-08	4	4	0	0	0	22	10	8	1.000	2-0-0-0	13	6	2-0-0-0	9	4
2008-09	4	3	1	0	0	15	9	6	.750	2-0-0-0	10	5	1-1-0-0	5	4
2009-10	4	1	1	0	2	11	14	4	.500	1-0-0-1	8	5	0-1-0-1	3	9
2010-11	4	1	2	0	1	8	15	3	.375	0-1-0-1	4	7	1-1-0-0	4	8
2011-12	4	0	3	0	1	7	14	1	.125	0-1-0-1	3	6	0-2-0-0	4	8
2012-13	3	2	1	0	0	6	6	4	.666	1-1-0-0	4	5	1-0-0-0	2	1
TOTALS	174	98	56	11	9	723	611	216	.620	54-24-6-4	370	278	44-32-5-5	353	333
PHOENIX	63	34	16	3	9	216	191	80	.633	19-7-2-4	114	89	15-10-1-5	102	102
WINNIPEG	111	64	39	8	0	507	420	136	.500	35-17-4-0	256	189	29-22-4-0	251	231

* Franchise in Winnipeg from 1979-80 to 1995-96. Moved to Phoenix for 1996-97 season.

EDMONTON OILERS VS. PHOENIX COYOTES

2011-12 RESULTS & STATISTICS

AT EDMONTON

10 Apr '13 PHX 3 @ EDM 1

23 Feb '13 PHX 2 @ EDM 3 (SO) Sam Gagner

WINNING GOAL

Antoine Vermette

AT PHOENIX

30 Jan '13 EDM 2 @ PHX 1 (OT) Nail Yakupov

WINNING GOAL

Nail Yakupov

OILERS	GP	G	A	P	+/-	PIM	PP	SH	COYOTES	GP	G	A	P	+/-	PIM	PP	SH
Nail Yakupov	3	2	1	3	2	4	1	0	David Moss	3	1	2	3	0	2	1	0
Ryan Smyth	3	0	3	3	1	0	0	0	Boyd Gordon	3	1	1	2	0	0	0	0
Sam Gagner	3	0	2	2	1	4	0	0	Nick Johnson	2	1	1	2	1	0	0	1
Jordan Eberle	3	1	0	1	-1	2	0	0	Kyle Chipchura	3	1	0	1	0	0	0	0
Teemu Hartikainen	2	1	0	1	-1	0	1	0	Antoine Vermette	3	1	0	1	0	0	2	0
Lennart Petrell	2	1	0	1	1	0	0	0	Matthew Lombardi	1	1	0	1	0	0	0	1
Justin Schultz	3	0	1	1	-1	0	0	0	Mikkel Boedker	3	0	1	1	0	0	0	0
Taylor Hall	2	0	1	1	-1	0	0	0	Paul Bissonnette	2	0	1	1	1	0	0	0
Shawn Horcoff	2	0	1	1	0	2	0	0	Lauri Kopikoski	2	0	1	1	-1	2	0	0
Ryan Whitney	2	0	1	1	1	2	0	0	Radim Vrbata	2	0	1	1	0	2	0	0
Ales Hemsky	3	0	0	0	-1	2	0	0	Rob Klinkhammer	1	0	1	1	1	0	0	0
Ryan Nugent-Hopkins	3	0	0	0	-1	0	0	0	Shane Doan	3	0	0	0	-1	2	0	0
Magnus Paajarvi	3	0	0	0	0	0	0	0	Oliver Ekman-Larsson	3	0	0	0	1	0	0	0
Jeff Petry	3	0	0	0	1	2	0	0	Zbynek Michalek	3	0	0	0	1	0	0	0
Nick Schultz	3	0	0	0	-2	4	0	0	Keith Yandle	3	0	0	0	0	4	0	0
Ladislav Smid	3	0	0	0	1	0	0	0	Rostislav Klesla	2	0	0	0	0	2	0	0
Eric Belanger	2	0	0	0	0	2	0	0	Derek Morris	2	0	0	0	1	4	0	0
Mark Fistic	2	0	0	0	0	0	0	0	David Rundblad	2	0	0	0	-1	0	0	0
Corey Potter	2	0	0	0	0	0	0	0	David Schlemko	2	0	0	0	-1	0	0	0
Mike Brown	1	0	0	0	0	0	0	0	Michael Stone	2	0	0	0	-1	0	0	0
Ben Eager	1	0	0	0	0	4	0	0	Alexandre Bolduc	1	0	0	0	-1	2	0	0
Ryan Jones	1	0	0	0	0	0	0	0	Chris Brown	1	0	0	0	0	0	0	0
Jerred Smithson	1	0	0	0	0	2	0	0	Chris Conner	1	0	0	0	0	0	0	0
Chris VandeVelde	1	0	0	0	0	2	0	0	Martin Hanzal	1	0	0	0	0	2	0	0
									Steve Sullivan	1	0	0	0	0	0	0	0
									Chris Summers	1	0	0	0	0	0	0	0
									Raffi Torres	1	0	0	0	0	0	0	0

OILERS GOALTENDER	GP	MIN	W-L-OT	SO	GA	SA	SV	GAA	SV%
Nikolai Khabibulin	1	65	1-0-0	0	2	36	34	1.85	.944
Devan Dubnyk	2	122	1-1-0	0	4	60	56	1.98	.933
COYOTES GOALTENDER	GP	MIN	W-L-OT	SO	GA	SA	SV	GAA	SV%
Mike Smith	2	125	1-0-1	0	3	73	70	1.45	.959
Chad Johnson	1	63	0-0-1	0	2	21	19	1.91	.905

GOALS BY PERIOD						SHOTS BY PERIOD					
	1	2	3	OT	TOTAL		1	2	3	OT	TOTAL
Oilers	1	1	2	1	5	Oilers	28	30	30	6	94
Coyotes	1	3	2	0	6	Coyotes	29	30	34	3	96
POWERPLAY						PENALTY KILLING					
	PPG	ATT	PCT.				PK	TSH	PCT.		
Oilers	2	11	18.2			Oilers	11	14	78.6		
Coyotes	3	14	21.4			Coyotes	9	11	81.8		



PITTSBURGH PENGUINS

CONSOL Energy Center
1001 Fifth Avenue
Pittsburgh, PA 15219

2013-14 GAMES VS. PITTSBURGH

At Edmonton – January 10
At Pittsburgh – October 15

CLUB DIRECTORY

Co-Owner/Chairman.....	Mario Lemieux
Co-Owner	Ron Burkle
CEO/President	David Morehouse
COO/General Counsel.....	Travis Williams
Executive V.P./General Manager.....	Ray Shero
Assistant General Manager	Jason Botterill
Assistant to the General Manager.....	Tom Fitzgerald
Director of Player Personnel.....	Dan Mackinnon
Head Coach.....	Dan Bylsma
Assistant Coaches.....	Tony Granato, Jacques Martin, Todd Reirden
Goaltending Coach.....	TBA
Player Development Coach.....	Bill Guerin
Goaltender Development Coach.....	Mike Bales
Manager of Team Services.....	Jim Britt
Video Coordinator.....	Andy Saucier
Director of Professional Scouting.....	Derek Clancey
Director of Amateur Scouting	Jay Heinbuck
Head European Scout.....	Patrik Allvin
Vice President, Communications.....	Tom McMillan
Communications Director	Jennifer Bullano
Content Director / Manager	Sam Kasan / Michelle Crechiolo
New Media Video Producer	Mark Cottingham
Communications Manager.....	Jason Seidling
Executive Producer, Penguins Radio Network	Ray Walker
Radio Broadcasters / HD Radio Host	Phil Bourque, Mike Lange / TBA
Arena (Capacity)	CONSOL Energy Center (18,387)
Media Relations Phone.....	(412) 642-1300
Media Relations FAX.....	(412) 255-1988
Website	www.pittsburghpenguins.com

EDMONTON OILERS VS. PITTSBURGH PENGUINS

YEARLY RECORD 1979-80 TO 2012-13

										AT EDMONTON			AT PITTSBURGH		
SEASON	GP	W	L	T	OTL	GF	GA	PTS	PCT.	W-L-T-OTL	GF	GA	W-L-T-OTL	GF	GA
1979-80	4	3	1	0	—	22	12	6	.750	2-0-0-0	13	5	1-1-0-0	9	7
1980-81	4	2	1	1	—	20	18	5	.625	1-0-1-0	11	10	1-1-0-0	9	8
1981-82	3	3	0	0	—	22	8	6	1.000	2-0-0-0	18	7	1-0-0-0	4	1
1982-83	3	2	1	0	—	21	14	4	.667	1-0-0-0	7	2	1-1-0-0	14	12
1983-84	3	3	0	0	—	23	8	6	1.000	2-0-0-0	14	6	1-0-0-0	9	2
1984-85	3	1	1	1	—	12	10	3	.500	1-0-0-0	6	3	0-1-1-0	6	7
1985-86	3	2	1	0	—	17	13	4	.667	1-1-0-0	9	10	1-0-0-0	8	3
1986-87	3	2	1	0	—	10	9	4	.667	1-0-0-0	4	2	1-1-0-0	6	7
1987-88	3	3	0	0	—	17	8	6	1.000	2-0-0-0	11	4	1-0-0-0	6	4
1988-89	3	2	1	0	—	15	12	4	.667	0-1-0-0	4	7	2-0-0-0	11	5
1989-90	3	1	2	0	—	8	12	2	.333	1-1-0-0	5	6	0-1-0-0	3	6
1990-91	3	2	1	0	—	15	14	4	.667	1-0-0-0	7	5	1-1-0-0	8	9
1991-92	3	1	2	0	—	14	14	2	.333	1-0-0-0	5	3	0-2-0-0	9	11
1992-93	3	2	1	0	—	11	11	4	.667	1-1-0-0	6	7	1-0-0-0	5	4
1993-94	2	1	1	0	—	8	7	2	.500	1-0-0-0	5	3	0-1-0-0	3	4
1994-95	DID NOT PLAY														
1995-96	2	0	2	0	—	8	10	0	.000	0-1-0-0	4	5	0-1-0-0	4	5
1996-97	2	1	1	0	—	7	7	2	.500	1-0-0-0	5	2	0-1-0-0	2	5
1997-98	2	1	1	0	—	6	7	2	.500	1-0-0-0	4	3	0-1-0-0	2	5



EDMONTON OILERS VS. PITTSBURGH PENGUINS

YEARLY RECORD 1979-80 TO 2012-13

SEASON	GP	W	L	T	OTL	GF	GA	PTS	PCT.	AT EDMONTON			AT PITTSBURGH		
										W-L-T-OTL	GF	GA	W-L-T-OTL	GF	GA
1998-99	2	1	0	1	—	6	3	3	.750	1-0-0-0	4	1	0-0-1-0	2	2
1999-00	2	0	1	1	0	4	5	1	.250	0-1-0-0	2	3	0-0-1-0	2	2
2000-01	1	0	1	0	0	2	5	0	.000	0-0-0-0	0	0	0-1-0-0	2	5
2001-02	1	0	1	0	0	0	1	0	.000	0-1-0-0	0	1	0-0-0-0	0	0
2002-03	1	0	0	0	1	3	4	1	.500	0-0-0-0	0	0	0-0-0-1	3	4
2003-04	1	1	0	0	0	4	3	2	1.000	1-0-0-0	4	3	0-0-0-0	0	0
2004-05									DID NOT PLAY						
2005-06	1	1	0	0	0	3	1	2	1.000	0-0-0-0	0	0	1-0-0-0	3	1
2006-07									DID NOT PLAY						
2007-08	1	0	1	0	0	2	4	0	.000	0-1-0-0	2	4	0-0-0-0	0	0
2008-09	1	0	1	0	0	4	5	0	.000	0-0-0-0	0	0	0-1-0-0	4	5
2009-10	1	0	1	0	0	2	3	0	.000	0-1-0-0	2	3	0-0-0-0	0	0
2010-11	1	0	1	0	0	1	5	0	.000	0-0-0-0	0	0	0-1-0-0	1	5
2011-12	1	1	0	0	0	2	1	2	1.000	1-0-0-0	2	1	0-0-0-0	0	0
2012-13									DID NOT PLAY						
TOTALS	66	36	25	4	1	289	234	77	.583	23-9-1-0	154	106	13-16-3-1	135	128

EDMONTON OILERS VS. PITTSBURGH PENGUINS (DID NOT PLAY 2012-13 SEASON)

AT EDMONTON

WINNING GOAL

NA

OILERS	GP	G	A	P	+/-	PIM	PP	SH	PENGUINS	GP	G	A	P	+/-	PIM	PP	SH		
NA									NA										
OILERS GOALTENDER	GP			MIN			W-L-OT	SO	GA	SA	SV	GAA	SV%						
NA																			
PENGUINS GOALTENDER	GP			MIN			W-L-OT	SO	GA	SA	SV	GAA	SV%						
NA																			
GOALS BY PERIOD	1	2	3	OT	TOTAL						SHOTS BY PERIOD	1	2	3	OT	TOTAL			
NA											NA								
POWERPLAY					PPG	ATT	PCT.						PENALTY KILLING				PK	TSH	PCT.
NA													NA						


SAN JOSE SHARKS

SAP Center at San Jose
525 West Santa Clara Street
San Jose, CA 95113

2013-14 GAMES VS. SAN JOSE

At Edmonton – November 15, January 29,
March 25
At San Jose – January 2, April 1

CLUB DIRECTORY

San Jose Sports and Entertainment Enterprises Ownership Group	Hasso Plattner, Gary Valenzuela, Gordon Russell, Rudy Staedler
San Jose Sports and Entertainment Board of Directors	Hasso Plattner, Gary Valenzuela, Scott McNealy, Rouven Westphal
Executive Vice President & General Manager	Doug Wilson
Vice President & Assistant General Manager	Wayne Thomas
Assistant General Manager	Joe Will
Head Coach	Todd McLellan
Associate Coach	Larry Robinson
Assistant Coaches	Jim Johnson, Jay Woodcroft
Goaltending Development Coach	Corey Schwab
Development Coach	Mike Ricci
Video Coordinator	Brett Heimlich
Directors, Scouting / Pro Scouting	Tim Burke / John Ferguson
Director of Hockey Administration	Rosemary Tebaldi
Team Services Manager	Ryan Stenn
Director of Media Relations	Scott Emmert
Media Relations Manager	Ben Guerrero
Director of Broadcasting	Frank Albin
Television Play-By-Play / Color Analyst	Randy Hahn / Drew Remenda
Radio Play-By-Play / Color Analyst	Dan Rusanowsky / Jamie Baker Production
Associate	Elisabeth Farkas
Television Rightsholder	Comcast SportsNet California
Radio Network Flagship	98.5/102.1 KFOX (KUFM FM)
Team Photographers	Don Smith, Rocky Widner
P.A. Announcer / Mascot	Danny Miller / S.J. Sharkie
Arena (Capacity)	HP Pavilion at San Jose (17,562)
Public Relations Phone	(408) 287-7070
Public Relations FAX	(408) 999-5797
Website	www.sjsharks.com

EDMONTON OILERS VS. SAN JOSE SHARKS
YEARLY RECORD 1991-92 TO 2012-13

SEASON	GP	W	L	T	OTL	GF	GA	PTS	PCT.	AT EDMONTON			AT SAN JOSE		
										W-L-T-OTL	GF	GA	W-L-T-OTL	GF	GA
1991-92	7	3	3	1	—	29	28	7	.500	3-0-1-0	22	11	0-3-0-0	7	17
1992-93	7	5	2	0	—	26	18	10	.714	3-0-0-0	14	3	2-2-0-0	12	15
1993-94	6	2	2	2	—	16	17	6	.500	2-0-1-0	11	8	0-2-1-0	5	9
1994-95	5	3	2	0	—	17	16	6	.600	2-1-0-0	12	9	1-1-0-0	5	7
1995-96	5	3	1	1	—	20	12	7	.700	1-0-1-0	5	3	2-1-0-0	15	10
1996-97	6	4	2	0	—	21	13	8	.667	2-1-0-0	9	6	2-1-0-0	12	7
1997-98	5	3	2	0	—	17	11	6	.600	2-1-0-0	10	5	1-1-0-0	7	6
1998-99	4	2	1	1	—	16	14	5	.625	1-1-0-0	8	7	1-0-1-0	8	7
1999-00	4	2	0	1	1	5	6	6	.750	0-1-1-0	1	2	1-0-0-1	4	4
2000-01	4	0	1	3	0	8	13	3	.375	0-0-2-0	5	5	0-1-1-0	3	8
2001-02	4	1	2	0	1	11	13	3	.375	1-1-0-0	4	4	0-1-0-1	7	9
2002-03	4	1	1	2	0	13	13	4	.500	1-0-1-0	5	4	0-1-1-0	8	9
2003-04	4	2	1	1	0	13	8	5	.625	1-1-0-0	6	4	1-0-1-0	7	4
2004-05	DID NOT PLAY														
2005-06	4	3	1	0	0	10	10	6	.750	2-0-0-0	5	3	1-1-0-0	5	7
2006-07	4	2	2	0	0	10	14	4	.500	1-1-0-0	7	9	1-1-0-0	3	5
2007-08	4	3	1	0	0	8	8	6	.750	1-1-0-0	3	5	2-0-0-0	5	3
2008-09	4	1	3	0	0	7	12	2	.250	0-2-0-0	2	6	1-1-0-0	5	6
2009-10	4	1	2	0	1	12	14	3	.375	1-0-0-1	9	6	0-2-0-0	3	8
2010-11	4	1	3	0	0	10	14	2	.250	0-2-0-0	4	10	1-1-0-0	6	4
2011-12	4	2	2	0	0	9	9	4	.500	1-1-0-0	4	4	1-1-0-0	5	5
2012-13	3	0	1	0	2	10	16	2	.333	0-0-1-0	6	10	0-0-0-1	4	6
TOTALS	96	43	36	12	5	288	280	103	.543	25-15-7-2	152	124	18-21-5-3	136	156



EDMONTON OILERS VS. SAN JOSE SHARKS

2012-13 RESULTS & STATISTICS

AT EDMONTON

20 Mar '13 SJS 4 @ EDM 3 (SO)

22 Jan '13 SJS 6 @ EDM 3

WINNING GOAL

Dan Boyle

Patrick Marleau

AT SAN JOSE

31 Jan '13 EDM 2 @ SJS 3 (SO)

WINNING GOAL

Michal Handzus

OILERS	GP	G	A	P	+/-	PIM	PP	SH	SHARKS	GP	G	A	P	+/-	PIM	PP	SH
Sam Gagner	3	2	1	3	-3	2	1	0	Logan Couture	3	5	1	6	1	0	2	0
Nail Yakupov	3	1	2	3	-3	2	1	0	Joe Thornton	3	0	4	4	2	0	0	0
Jordan Eberle	3	0	3	3	2	0	0	0	Patrick Marleau	3	2	1	3	0	0	1	0
Taylor Hall	3	2	0	2	2	0	0	0	Joe Pavelski	3	1	2	3	1	2	0	0
Ryan Nugent-Hopkins	2	0	2	2	2	0	0	0	TJ Galiardi	2	0	3	3	3	0	0	0
Justin Schultz	3	1	0	1	2	0	1	0	Dan Boyle	3	1	1	2	-2	4	1	0
Shawn Horcoff	2	1	0	1	1	0	0	0	Tommy Wingels	3	1	1	2	1	2	0	0
Ryan Jones	1	1	0	1	1	2	0	0	Martin Havlat	3	0	2	2	1	14	0	0
Ales Hemsky	3	0	1	1	-2	4	0	0	Marc-Edouard Vlasic	3	1	0	1	2	2	0	0
Lennart Petrell	3	0	1	1	-1	0	0	0	Brad Stuart	3	0	1	1	3	2	0	0
Nick Schultz	3	0	1	1	2	2	0	0	Scott Gomez	2	0	1	1	0	2	0	0
Ladislav Smid	3	0	1	1	0	0	0	0	Adam Burish	3	0	0	0	0	0	0	0
Ryan Whitney	3	0	1	1	-2	2	0	0	Andrew Desjardins	3	0	0	0	0	2	0	0
Mark Fistic	2	0	1	1	-2	0	0	0	Matt Irwin	3	0	0	0	-3	2	0	0
Teemu Hartikainen	3	0	0	0	0	0	0	0	Douglas Murray	3	0	0	0	3	2	0	0
Jeff Petry	3	0	0	0	-2	6	0	0	James Sheppard	3	0	0	0	0	0	0	0
Ryan Smyth	3	0	0	0	-2	2	0	0	Justin Braun	2	0	0	0	1	0	0	0
Eric Belanger	2	0	0	0	-1	2	0	0	Ryane Clowe	2	0	0	0	-2	4	0	0
Magnus Paajarvi	2	0	0	0	-2	0	0	0	Michal Handzus	2	0	0	0	-1	0	0	0
Mike Brown	1	0	0	0	-1	0	0	0	Brent Burns	1	0	0	0	-1	0	0	0
Darcy Hordichuk	1	0	0	0	0	0	0	0	Jason Demers	1	0	0	0	1	0	0	0
Anton Lander	1	0	0	0	0	0	0	0									
Corey Potter	1	0	0	0	-1	2	0	0									

OILERS GOALTENDER	GP	MIN	W-L-OT	SO	GA	SA	SV	GAA	SV%
Devan Dubnyk	3	150	0-1-2	0	11	89	78	4.40	.876
Yann Danis	1	40	0-0-0	0	0	14	14	0.00	1.000
SHARKS GOALTENDER	GP	MIN	W-L-OT	SO	GA	SA	SV	GAA	SV%
Antti Niemi	3	190	3-0-0	0	8	84	76	2.53	.905

GOALS BY PERIOD	1	2	3	OT	TOTAL	SHOTS BY PERIOD	1	2	3	OT	TOTAL
Oilers	2		3	0	8	Oilers	23	34	23	4	84
Sharks	7	2	2	0	11	Sharks	33	28	35	7	103

POWERPLAY	PPG	ATT	PCT.	PENALTY KILLING	PK	TSH	PCT.
Oilers	3	13	23.1	Oilers	8	12	66.7
Sharks	4	12	33.3	Sharks	10	13	76.9


ST. LOUIS BLUES

Scottrade Center
1401 Clark Avenue at Brett Hull Way
St. Louis, MO 63103

2013-14 GAMES VS. ST. LOUIS

At Edmonton – December 21, January 7
At St. Louis – March 13

CLUB DIRECTORY

Chairman and Governor.....	Tom Stillman
Exec. V.P., General Manager, St. Louis Blues.....	Doug Armstrong
Chief Operating Officer.....	Bruce Affleck
Sr. V.P., Marketing and Public Relations.....	Mike Caruso
Sr. V.P., Sales.....	Todd Lambert
Sr. V.P., Chief Financial Officer.....	Phil Siddle
Sr. V.P., Sponsorship.....	Eric Stisser
Sr. V.P., Events and New Business, Scottrade Center.....	John Urban
Vice President, Corporate and Sponsorship Sales.....	Bryan Lucas
Vice President, Hockey Operations.....	Dave Taylor
Vice President, Marketing.....	Karrie Yager
Exec. Asst., Hockey Operations.....	Donna Lembke
Exec. Asst. to the Chairman/COO.....	Lisa Cwikowski
Assistant G.M.....	Kevin McDonald
Senior Advisor to the General Manager.....	Al MacInnis
Director, Pro Scouting.....	Rob DiMaio
Director, Amateur Scouting.....	Bill Armstrong
Director, Player Development.....	Tim Taylor
Consultant to Hockey Operations.....	Sergei Zubov
Head Coach.....	Ken Hitchcock
Associate Coach.....	Brad Shaw
Assistant Coaches.....	Ray Bennett, Gary Agnew
Goaltending Coach.....	Corey Hirsch
Video Coach.....	Dan Brooks
Sr. Director, Media Relations/Team Services.....	Rich Jankowski
Assistant Director, Media Relations.....	Dan O'Neill
Director, Hockey Administration.....	Ryan Miller
Senior Advisor for Amateur Scouting.....	Larry Pleau
Radio / Television Stations.....	KMOX, 1120 AM / FS Midwest
Dir., Broadcasting and Radio Play-by-Play / Color.....	Chris Kerber / Kelly Chase
Community Relations and KMOX Radio.....	Bob Player
Television Play-by-Play / Color.....	John Kelly / Darren Pang, Bernie Federko
FS Midwest Analyst / Host.....	Jim Hayes / Pat Parris
Arena (Capacity).....	Scottrade Center (19,150)
Public Relations Phone.....	(314) 622-2500
Public Relations FAX.....	(314) 622-2582
Website.....	www.stlouisblues.com

EDMONTON OILERS VS. ST. LOUIS BLUES
YEARLY RECORD 1979-80 TO 2012-13

SEASON	GP	W	L	T	OTL	GF	GA	PTS	PCT.	AT EDMONTON				AT ST. LOUIS			
										W-L-T-OTL	GF	GA		W-L-T-OTL	GF	GA	
1979-80	4	0	3	1	—	11	16	1	.125	0-1-1-0	8	11		0-2-0-0	3	5	
1980-81	4	1	2	1	—	22	18	3	.375	1-1-0-0	13	8		0-1-1-0	9	10	
1981-82	3	3	0	0	—	19	11	6	1.000	1-0-0-0	8	6		2-0-0-0	11	5	
1982-83	3	2	0	1	—	15	12	5	.833	1-0-1-0	8	7		1-0-0-0	7	5	
1983-84	3	1	2	0	—	13	20	2	.333	0-1-0-0	1	7		1-1-0-0	12	13	
1984-85	3	3	0	0	—	20	9	6	1.000	2-0-0-0	12	7		1-0-0-0	8	2	
1985-86	3	1	1	1	—	14	15	3	.500	1-0-0-0	6	3		0-1-1-0	8	12	
1986-87	3	3	0	0	—	15	5	6	1.000	2-0-0-0	11	3		1-0-0-0	4	2	
1987-88	3	3	0	0	—	17	11	6	1.000	1-0-0-0	5	2		2-0-0-0	12	9	
1988-89	3	3	0	0	—	14	9	6	1.000	2-0-0-0	10	7		1-0-0-0	4	2	
1989-90	2	2	0	1	—	17	13	5	.833	1-0-0-0	8	6		1-0-1-0	9	7	
1990-91	3	0	3	0	—	5	11	0	.000	0-2-0-0	4	9		0-1-0-0	1	2	
1991-92	3	1	1	1	—	9	8	3	.500	1-0-1-0	7	5		0-1-0-0	2	3	
1992-93	3	0	2	1	—	6	15	1	.167	0-1-0-0	1	5		0-1-1-0	5	10	
1993-94	4	0	4	0	—	12	18	0	.000	0-2-0-0	3	7		0-2-0-0	9	12	
1994-95	4	2	2	0	—	10	16	4	.500	2-0-0-0	9	7		0-2-0-0	1	9	
1995-96	4	1	3	0	—	14	17	2	.250	0-2-0-0	6	11		1-1-0-0	8	6	
1996-97	4	2	2	0	—	12	9	4	.500	0-2-0-0	3	6		2-0-0-0	9	3	
1997-98	4	4	0	0	—	11	2	8	1.000	2-0-0-0	4	1		2-0-0-0	7	1	
1998-99	4	2	2	0	—	12	13	4	.500	1-1-0-0	5	5		1-1-0-0	7	8	
1999-00	4	0	2	1	1	7	11	2	.250	0-2-0-0	3	6		0-0-1-1	4	5	



EDMONTON OILERS VS. ST. LOUIS BLUES

YEARLY RECORD 1979-80 TO 2012-13

SEASON	GP	W	L	T	OTL	GF	GA	PTS	PCT.	AT EDMONTON			AT ST. LOUIS		
										W-L-T-OTL	GF	GA	W-L-T-OTL	GF	GA
2000-01	4	2	2	0	0	11	12	4	.500	2-0-0-0	8	3	0-2-0-0	3	9
2001-02	4	1	2	1	0	6	7	3	.375	1-0-1-0	3	1	0-2-0-0	3	6
2002-03	4	1	2	1	0	12	11	3	.375	1-1-0-0	6	2	0-1-1-0	6	9
2003-04	4	1	2	1	0	10	11	3	.375	1-1-0-0	9	9	0-1-1-0	1	2
2004-05	DID NOT PLAY														
2005-06	4	1	2	0	1	14	13	3	.375	0-1-0-1	6	9	1-1-0-0	8	4
2006-07	4	1	2	0	1	13	15	3	.375	1-0-0-1	8	5	0-2-0-0	5	10
2007-08	4	3	1	0	0	15	13	6	.750	1-1-0-0	7	7	2-0-0-0	8	6
2008-09	4	4	0	0	0	8	5	8	1.000	2-0-0-0	3	2	2-0-0-0	5	3
2009-10	4	1	3	0	0	9	14	2	.250	0-2-0-0	3	9	1-1-0-0	6	5
2010-11	4	1	3	0	0	5	15	2	.250	1-1-0-0	2	6	0-2-0-0	3	9
2011-12	4	1	3	0	0	9	12	2	.250	1-1-0-0	6	7	0-2-0-0	3	5
2012-13	3	1	2	0	0	5	7	2	.333	0-1-0-0	0	4	1-1-0-0	5	3
TOTALS	119	52	53	11	3	392	395	118	.496	29-24-4-2	196	193	23-29-7-1	196	202

EDMONTON OILERS VS. ST. LOUIS BLUES

2012-13 RESULTS & STATISTICS

AT EDMONTON

23 Mar '13 STL 3 @ EDM 0

WINNING GOAL

Chris Stewart

AT ST. LOUIS

26 Mar '13 EDM 3 @ STL 0

01 Mar '13 EDM 2 @ STL 4

WINNING GOAL

Jordan Eberle

Vladimir Sobotka

OILERS	GP	G	A	P	+/-	PIM	PP	SH	BLUES	GP	G	A	P	+/-	PIM	PP	SH
Jordan Eberle	3	2	2	4	1	2	0	0	T.J. Oshie	3	1	2	3	2	0	0	0
Taylor Hall	3	2	2	4	3	0	0	0	David Backes	3	1	2	2	2	4	0	0
Ryan Nugent-Hopkins	2	0	2	2	3	0	0	0	Jaden Schwartz	3	1	1	2	0	0	0	0
Ryan Whitney	3	1	0	1	2	2	0	0	Vladimir Sobotka	3	1	1	2	0	2	0	0
Justin Schultz	3	0	1	1	1	0	0	0	Chris Stewart	3	1	1	2	0	0	0	0
Ryan Smyth	3	0	1	1	-1	0	0	0	Alexander Steen	2	1	1	2	1	0	0	0
Nail Yakupov	3	0	1	1	0	2	0	0	Kevin Shattenkirk	3	1	0	1	0	0	1	0
Sam Gagner	3	0	0	0	-3	2	0	0	Patrik Berglund	3	0	1	1	0	0	0	0
Ales Hemsky	3	0	0	0	-1	4	0	0	Roman Polak	3	0	1	1	3	0	0	0
Ryan Jones	3	0	0	0	-1	0	0	0	Chris Porter	3	0	1	1	0	0	0	0
Lennart Petrell	3	0	0	0	0	0	0	0	Andy McDonald	2	0	1	1	1	0	0	0
Jeff Petry	3	0	0	0	-4	0	0	0	Adam Cracknell	1	0	1	1	1	0	0	0
Nick Schultz	3	0	0	0	0	0	0	0	Barret Jackman	3	0	0	0	-2	5	0	0
Ladislav Smid	3	0	0	0	-3	4	0	0	Scott Nichol	3	0	0	0	-1	0	0	0
Eric Belanger	2	0	0	0	0	0	0	0	David Perron	3	0	0	0	-2	6	0	0
Mike Brown	2	0	0	0	-1	5	0	0	Alex Pietrangelo	3	0	0	0	-2	0	0	0
Shawn Horcoff	2	0	0	0	0	2	0	0	Wade Redden	3	0	0	0	0	0	0	0
Magnus Paajarvi	2	0	0	0	-2	0	0	0	Kris Russell	3	0	0	0	3	0	0	0
Ben Eager	1	0	0	0	-1	0	0	0	Vladimir Tarasenko	2	0	0	0	-1	0	0	0
Mark Fistic	1	0	0	0	0	0	0	0	Matt D'Agostini	1	0	0	0	0	0	0	0
Theo Peckham	1	0	0	0	1	0	0	0	Ryan Reaves	1	0	0	0	0	2	0	0
Corey Potter	1	0	0	0	1	0	0	0									
Chris VandeVelde	1	0	0	0	0	0	0	0									

OILERS GOALTENDER	GP	MIN	W-L-OT	SO	GA	SA	SV	GAA	SV%
Nikolai Khabibulin	2	120	1-1-0	0	3	68	65	1.50	.956
Devan Dubnyk	1	58	0-1-0	0	4	30	26	4.12	.867
BLUES GOALTENDER	GP	MIN	W-L-OT	SO	GA	SA	SV	GAA	SV%
Jaroslav Halak	3	155	2-0-0	0	2	48	46	0.78	.958
Jake Allen	1	25	0-1-0	0	3	7	4	7.12	.571

GOALS BY PERIOD	1	2	3	OT	TOTAL	SHOTS BY PERIOD	1	2	3	OT	TOTAL	
Oilers	3	2	0	0	5	Oilers	15	17	23	0	55	
Blues	1	2	4	0	7	Blues	22	45	31	0	98	
POWERPLAY			PPG	ATT	PCT.	PENALTY KILLING				PK	TSH	PCT.
Oilers			0	5	0.0	Oilers				5	6	83.3
Blues			1	6	16.7	Blues				5	5	100.0


TAMPA BAY LIGHTNING

Tampa Bay Times Forum
401 Channelside Drive
Tampa, FL 33602

2013-14 GAMES VS. TAMPA BAY

At Edmonton – January 5
At Tampa Bay – November 7

CLUB DIRECTORY

Owner, Governor & Chairman	Jeff Vinik
Chief Executive Officer and Alternate Governor	Tod Leiweke
Chief Operating Officer	Steve Griggs
VP and General Manager	Steve Yzerman
Exec. VPs, Finance / Communications / Sales	Robert Canton / Bill Wickett / Jamie Spencer
EVP and General Counsel	Jim Shimberg
Sr. VP, Corporate Sponsorships & Activation	Bill Abercrombie
VPs, Corporate Relations / Partnerships	Phil Esposito / Kyle Draper
VPs, H.R. / Corporate & Community Affairs	Keith Harris / Dave Andreychuk
VPs, Guest Experience / Ticket Ops	Mary Milne / Jim Mannino
VPs, Event Booking / Event Presentation	Elmer Straub / John Franzone
VP, Philanthropy & Community Initiatives	Elizabeth Frazier
Sr. VP, Marketing	Lynn Wittenburg
Exec. Asst. to Owner and CEO / EVP Finance	Sharon Love Lewis
Exec. Asst. to COO/General Counsel	Sabrina Odria
Head Coach	Jon Cooper
Assistant Coaches	Rick Bowness, George Gwozdecky
Goaltending Coach / Video Coach	Frantz Jean / Nigel Kirwan
Player Development Coach	Steve Thomas
Asst. G.M., Director of Player Personnel	Pat Verbeek
Senior Advisor to the General Manager	Tom Kurvers
Director of Amateur Scouting	Al Murray
Director of Team Services	Ryan Belec
Manager of Hockey Administration	Elizabeth Sylvia
Media Relations Manager	Brian Breseman
P.R. Coordinator	Trevor van Knotsenburg
Beat Reporter and Media Relations Assistant	Missy Zielinski
Managers, Radio / A/V / Production Systems	Matt Sammon / J.C. Kent / Jorge Rosell
Flagship Station, Television	SunSports Network
Radio Stations	WDAE 970, WWJB 1450, WSRQ 1530/107.5, WWCN 770, WYCG 104.9, WBSR 1450, WDFW 1350
TV Play-by-Play / Color / Reporter	Rick Peckham / Bobby "The Chief" Taylor / Paul Kennedy
Radio Play-by-Play / Analyst	David Mishkin / Phil Esposito
Arena (Capacity)	St. Pete Times Forum (19,758)
Media Relations Phone	(813) 301-6500
Media Relations FAX	(813) 301-1480
Ticket Info	(813) 301-6600
Website	www.tampabaylightning.com

EDMONTON OILERS VS. TAMPA BAY LIGHTNING
YEARLY RECORD 1992-93 TO 2012-13

										AT EDMONTON			AT TAMPA BAY		
SEASON	GP	W	L	T	OTL	GF	GA	PTS	PCT.	W-L-T-OTL	GF	GA	W-L-T-OTL	GF	GA
1992-93	4	2	2	0	—	8	13	4	.500	2-0-0-0	6	4	0-2-0-0	2	9
1993-94	2	1	0	1	—	7	6	3	.750	1-0-0-0	3	2	0-0-1-0	4	4
1994-95	DID NOT PLAY														
1995-96	2	1	1	0	—	4	8	2	.500	0-1-0-0	0	5	1-0-0-0	4	3
1996-97	2	1	0	1	—	5	3	3	.750	1-0-0-0	3	1	0-0-1-0	2	2
1997-98	2	2	0	0	—	6	2	2	1.000	1-0-0-0	4	2	1-0-0-0	2	0
1998-99	2	1	1	0	—	5	3	2	.500	0-1-0-0	1	2	1-0-0-0	4	1
1999-00	2	2	0	0	0	12	4	4	1.000	1-0-0-0	5	1	1-0-0-0	7	3
2000-01	1	1	0	0	0	5	4	2	1.000	0-0-0-0	0	0	1-0-0-0	5	4



EDMONTON OILERS VS. TAMPA BAY LIGHTNING

YEARLY RECORD 1991-92 TO 2012-13

SEASON	GP	W	L	T	OTL	GF	GA	PTS	PCT.	AT EDMONTON			AT TAMPA BAY		
										W-L-T-OTL	GF	GA	W-L-T-OTL	GF	GA
2001-02	2	2	0	0	0	5	3	4	1.000	1-0-0-0	2	1	1-0-0-0	3	2
2002-03	1	0	1	0	0	2	3	0	.000	0-0-0-0	0	0	0-1-0-0	2	3
2003-04	1	0	1	0	0	2	3	0	.000	0-1-0-0	2	3	0-0-0-0	0	0
2004-05									DID NOT PLAY						
2005-06									DID NOT PLAY						
2006-07	1	0	1	0	0	1	3	0	.000	0-1-0-0	1	3	0-0-0-0	0	0
2007-08	1	0	1	0	0	3	4	0	.000	0-0-0-0	0	0	0-1-0-0	3	4
2008-09	1	1	0	0	0	5	3	2	1.000	1-0-0-0	5	3	0-0-0-0	0	0
2009-10	1	1	0	0	0	3	2	2	1.000	0-0-0-0	0	0	1-0-0-0	3	2
2010-11	1	1	0	0	0	4	3	2	1.000	1-0-0-0	4	3	0-0-0-0	0	0
2011-12	1	0	0	0	1	2	3	1	.500	0-0-0-0	0	0	0-0-0-1	2	3
2012-13									DID NOT PLAY						
TOTALS	27	16	8	2	1	79	70	35	.648	9-4-0-0	36	30	7-4-2-1	43	40

EDMONTON OILERS VS. TAMPA BAY LIGHTNING (DID NOT PLAY 2012-13 SEASON)

AT EDMONTON

WINNING GOAL

NA

OILERS	GP	G	A	P +/-	PIM	PP	SH	LIGHTNING	GP	G	A	P +/-	PIM	PP	SH
NA								NA							

OILERS GOALTENDER	GP	MIN	W-L-OT	SO	GA	SA	SV	GAA	SV%
NA									

LIGHTNING GOALTENDER	GP	MIN	W-L-OT	SO	GA	SA	SV	GAA	SV%
NA									

GOALS BY PERIOD	1	2	3	OT	TOTAL	SHOTS BY PERIOD	1	2	3	OT	TOTAL
NA						NA					

POWERPLAY	PPG	ATT	PCT.	PENTALTY KILLING	PK	TSH	PCT.
NA				NA			



TORONTO MAPLE LEAFS

Air Canada Centre
40 Bay Street, Suite 400
Toronto, ON M5J 2X2

2013-14 GAMES VS. TORONTO

At Edmonton – October 29
At Toronto – October 12

CLUB DIRECTORY

Board of Directors	Lawrence M. Tanenbaum, George Cope, Dale Lastman, Nadir Mohamed, Edward Rogers, Mary Ann Turcke, Lawrence M. Tanenbaum
Chairman, NHL Governor	Dale Lastman
Alternate NHL Governor	Tim Leiweke
President and CEO	Tom Anselmi
Chief Operating Officer	Ian Clarke
Chief Financial Officer	Bob Hunter
Chief Facilities & Live Entertainment Officer	Dave Hopkinson
Chief Commercial Officer	Peter Miller
Chief Legal & Development Officer	David Nonis
Senior Vice President and General Manager	Dave Poulin
Vice President of Hockey Operations	Claude Loiselle
Vice President and Assistant General Manager	Cliff Fletcher
Senior Advisor	Randy Carlyle
Head Coach	Greg Cronin, Dave Farrish, Scott Gordon, Chris Dennis
Assistant Coaches	Rich St. Croix
Goaltending Coach	Jim Hughes
Director of Player Development	Bobby Carpenter
Player Development Coordinator	Steve Staios
Player Development Advisor	Reid Mitchell
Director, Hockey and Scouting Administration	Dave Griffiths
Manager, Team Services	Adam Jancelewicz
Video Coordinator	Dave Morrison
Director of Amateur Scouting	Steve Kasper
Director of Pro Scouting	Pat Park
Director, Media Relations	Craig Downey
Manager, Media Relations	Aaron Gogishvili
Coordinator, Media Relations	Frank Hayward
Senior Director, Broadcast and Content	Mark Askin
Senior Producer, Broadcast and Networks	Joe Bowen, Dan Dunleavy, Paul Hendrick, Tessa Bonhomme, Bob McGill, Greg Millen
Talent, Leafs TV	Joe Bowen, Dan Dunleavy (mid-week)
Toronto Radio, Play-By-Play	Joe Bowen (mid-week)
Television Play-By-Play	Bob McGill, Greg Millen
Television Analysts	Air Canada Centre (18,819)
Arena (Capacity)	(416) 815-5700
Public Relations Phone	(416) 359-9331
Public Relations FAX	www.mapleleafs.com
Website	

EDMONTON OILERS VS. TORONTO MAPLE LEAFS

YEARLY RECORD 1979-80 TO 2012-13

SEASON	GP	W	L	T	OTL	GF	GA	PTS	PCT.	AT EDMONTON				AT TORONTO			
										W-L-T-OTL	GF	GA		W-L-T-OTL	GF	GA	
1979-80	4	2	1	1	—	23	18	5	.625	1-1-0-0	11	9		1-0-1-0	12	9	
1980-81	4	2	1	1	—	17	13	5	.625	1-0-1-0	8	5		1-1-0-0	9	8	
1981-82	3	2	1	0	—	12	12	4	.667	2-0-0-0	11	5		0-1-0-0	1	7	
1982-83	3	2	0	1	—	16	10	5	.833	0-0-1-0	6	6		2-0-0-0	10	4	
1983-84	3	2	1	0	—	16	15	4	.667	2-0-0-0	13	7		0-1-0-0	3	8	
1984-85	3	2	0	1	—	19	8	5	.833	0-0-1-0	3	3		2-0-0-0	16	5	
1985-86	3	2	1	0	—	25	17	4	.667	2-0-0-0	16	6		0-1-0-0	9	11	
1986-87	3	2	1	0	—	18	10	4	.667	1-0-0-0	9	2		1-1-0-0	9	8	
1987-88	3	2	0	1	—	15	10	5	.833	1-0-1-0	9	6		1-0-0-0	6	4	
1988-89	3	3	0	0	—	23	5	6	1.000	1-0-0-0	9	1		2-0-0-0	14	4	
1989-90	3	1	2	0	—	12	12	2	.333	1-1-0-0	10	9		0-1-0-0	2	3	
1990-91	3	2	1	0	—	9	6	4	.667	1-0-0-0	3	2		1-1-0-0	6	4	
1991-92	3	1	2	0	—	14	17	2	.333	0-1-0-0	2	5		1-1-0-0	12	12	
1992-93	3	0	2	1	—	7	13	1	.167	0-1-1-0	5	9		0-1-0-0	2	4	
1993-94	4	1	2	1	—	15	14	3	.375	1-1-0-0	8	6		0-1-1-0	7	8	
1994-95	4	2	2	0	—	17	14	4	.500	1-1-0-0	10	9		1-1-0-0	7	5	
1995-96	4	0	3	1	—	10	19	1	.125	0-1-1-0	6	7		0-2-0-0	4	12	
1996-97	4	3	1	0	—	17	17	6	.750	2-0-0-0	10	8		1-1-0-0	7	9	
1997-98	4	2	2	0	—	11	13	4	.500	2-0-0-0	6	4		0-2-0-0	5	9	
1998-99	3	0	3	0	—	5	11	0	.000	0-2-0-0	3	8		0-1-0-0	2	3	



EDMONTON OILERS VS. TORONTO MAPLE LEAFS

YEARLY RECORD 1991-92 TO 2012-13

SEASON	GP	W	L	T	OTL	GF	GA	PTS	PCT.	AT EDMONTON			AT TORONTO		
										W-L-T-OTL	GF	GA	W-L-T-OTL	GF	GA
1999-00	3	0	2	0	1	4	10	1	.167	0-1-0-1	2	5	0-1-0-0	2	5
2000-01	3	1	2	0	0	8	8	2	.333	1-1-0-0	5	4	0-1-0-0	3	4
2001-02	2	1	1	0	0	5	5	2	.500	1-1-0-0	5	5	0-0-0-0	0	0
2002-03	3	2	1	0	0	10	9	4	.667	1-1-0-0	5	5	1-0-0-0	5	4
2003-04	2	1	1	0	0	4	6	2	.500	1-0-0-0	3	2	0-1-0-0	1	4
2004-05	DID NOT PLAY														
2005-06	1	0	1	0	0	2	3	0	.000	0-1-0-0	2	3	0-0-0-0	0	0
2006-07	1	0	1	0	0	3	4	0	.000	0-0-0-0	0	0	0-1-0-0	3	4
2007-08	DID NOT PLAY														
2008-09	2	1	1	0	0	6	6	2	.500	0-1-0-0	2	5	1-0-0-0	4	1
2009-10	2	1	1	0	0	7	7	2	.500	1-0-0-0	3	1	0-1-0-0	4	6
2010-11	2	1	1	0	0	6	4	2	.500	0-1-0-0	1	4	1-0-0-0	5	0
2011-12	2	0	1	0	1	6	10	1	.250	0-0-0-1	3	4	0-1-0-0	3	6
2012-13	DID NOT PLAY														
TOTALS	90	41	39	8	2	362	326	92	.511	24-16-6-2	189	155	17-23-2-0	173	171

EDMONTON OILERS VS. TORONTO MAPLE LEAFS (DID NOT PLAY 2012-13 SEASON)

AT EDMONTON

WINNING GOAL

NA

OILERS	GP	G	A	P +/-	PIM	PP	SH	MAPLE LEAFS	GP	G	A	P +/-	PIM	PP	SH
NA								NA							

OILERS GOALTENDER	GP	MIN	W-L-OT	SO	GA	SA	SV	GAA	SV%
NA									

MAPLE LEAFS GOALTENDER	GP	MIN	W-L-OT	SO	GA	SA	SV	GAA	SV%
NA									

GOALS BY PERIOD	1	2	3	OT	TOTAL	SHOTS BY PERIOD	1	2	3	OT	TOTAL
NA						NA					

POWERPLAY	PPG	ATT	PCT.	PENTALTY KILLING	PK	TSH	PCT.
NA				NA			


VANCOUVER CANUCKS

Rogers Arena
800 Griffiths Way
Vancouver, BC V6B 6G1

2013-14 GAMES VS. VANCOUVER

At Edmonton – January 21, April 12
At Vancouver – October 5, December 13,
January 27

CLUB DIRECTORY

Chairman, Canucks L.P. and Governor, NHL	Francesco Aquilini
Alternate Governors, NHL	Roberto Aquilini, Paolo Aquilini
Executive Office Manager	Cheryl Loveseth
President, G.M. and Alt. Governor, NHL	Michael D. Gillis
Executive Assistants	Joan Stobbs, Andrea Lobo
Chief Operating Officer and Alt. Governor, NHL	Victor de Bonis
Executive Vice President, Sales and Marketing	Trent Carroll
Vice President, Hockey Ops and Assistant G.M.	Laurence Gilman
Vice President, Player Personnel and Assistant G.M.	Lorne Henning
Vice President and G.M., Arena Operations	Michael Doyle
Vice President, Business and General Counsel	Chris Gear
Vice President, Finance and CFO	Todd Kobus
Vice President, Communications and Community Partnerships	TC Carling
Vice President, Marketing and Game Presentation	Ali Gardiner
Vice President, Construction	Harvey Jones
President, G.M. and Alt. Governor, NHL	Michael D. Gillis
Executive Assistant	Joan Stobbs
Vice President, Player Personnel and Asst. G.M.	Lorne Henning
Vice President, Hockey Operations and Asst. G.M.	Laurence Gilman
Senior Advisor to the General Manager	Stan Smyl
Head Coach	John Tortorella
Assistant Coach	TBA
Assistant Coach	TBA
Assistant Coach, Video	Darryl Williams
Goaltending Coach	Roland Melanson
Skill Coach	Glenn Carnegie
Director, Player Development	Dave Gagner
Director, Player Personnel	Eric Crawford
Director, Hockey Administration	Jonathan Wall
Director, Media Relations and Team Operations	Ben Brown
Manager, Media Relations and Publications	Stephanie Maniago
Coordinator, Media Relations and Publications	Jen Rollins
Chief Amateur Scout	Ron Delorme
Director, Player Personnel	Eric Crawford
Director of Hockey Administration	Jonathan Wall
Director, Facilities & In-House Broadcast	Paul Brettell
Director, Game Presentation & Broadcast Operations	Mike Hall
Associate Producer	Josh Grunberg
Senior Broadcast Technician	Greg Story
Multimedia Senior Producer/Producer	Jason Steensma/Gayla Anderson
Production Assistant & Editor	Rory McGarry
Reporter	Joey Kenward
Arena (Capacity)	General Motors Place (18,910)
Media Relations Phone	(604) 899-4600
Media Relations FAX	(604) 899-4640
Website	www.canucks.com

EDMONTON OILERS VS. VANCOUVER CANUCKS
YEARLY RECORD 1979-80 TO 2012-13

SEASON	GP	W	L	T	OTL	GF	GA	PTS	PCT.	AT EDMONTON			AT VANCOUVER		
										W-L-T-OTL	GF	GA	W-L-T-OTL	GF	GA
1979-80	4	1	2	1	—	11	17	3	.375	0-1-1-0	6	9	1-1-0-0	5	8
1980-81	4	2	2	0	—	19	13	4	.500	1-1-0-0	9	7	1-1-0-0	10	6
1981-82	8	5	2	1	—	36	25	11	.688	4-0-0-0	26	10	1-2-1-0	10	15
1982-83	8	5	2	1	—	42	25	11	.688	2-1-1-0	18	13	3-1-0-0	24	12
1983-84	8	6	1	1	—	51	32	13	.813	3-0-1-0	29	16	3-1-0-0	22	16
1984-85	8	3	3	2	—	38	28	8	.500	3-1-0-0	22	8	0-2-2-0	16	20
1985-86	8	7	0	1	—	51	23	15	.938	3-0-1-0	31	12	4-0-0-0	20	11
1986-87	8	7	0	1	—	44	23	15	.938	4-0-0-0	19	9	3-0-1-0	25	14
1987-88	8	7	0	1	—	46	27	15	.938	4-0-0-0	25	15	3-0-1-0	21	12
1988-89	8	3	5	0	—	23	30	6	.375	2-2-0-0	11	13	1-3-0-0	12	17
1989-90	8	6	1	1	—	31	19	13	.813	3-1-0-0	18	13	3-0-1-0	14	6
1990-91	8	5	3	0	—	41	34	10	.625	4-0-0-0	23	14	1-3-0-0	18	20
1991-92	7	5	2	0	—	35	26	10	.714	2-1-0-0	15	9	3-1-0-0	20	17
1992-93	7	3	4	0	—	26	25	6	.429	2-2-0-0	15	11	1-2-0-0	11	14
1994-95	5	1	3	1	—	14	24	3	.300	0-2-0-0	3	10	1-1-1-0	11	14
1995-96	6	2	2	2	—	21	20	6	.500	1-1-1-0	10	9	1-1-1-0	11	11
1996-97	5	2	2	1	—	19	12	5	.500	1-1-1-0	8	7	1-1-0-0	11	5
1997-98	5	1	4	0	—	12	20	2	.200	1-1-0-0	6	8	0-3-0-0	6	12
1998-99	6	5	0	1	—	20	9	11	.917	3-0-0-0	12	6	2-0-1-0	8	3
1999-00	6	3	1	1	1	20	19	8	.667	1-1-1-0	8	8	2-0-0-1	12	11
2000-01	5	2	2	0	1	16	18	5	.500	1-1-0-1	10	11	1-1-0-0	6	7



EDMONTON OILERS VS. VANCOUVER CANUCKS

YEARLY RECORD 1991-92 TO 2012-13

SEASON	GP	W	L	T	OTL	GF	GA	PTS	PCT.	AT EDMONTON			AT VANCOUVER		
										W-L-T-OTL	GF	GA	W-L-T-OTL	GF	GA
2001-02	5	2	1	2	0	12	10	6	.600	1-1-0-0	6	6	1-0-2-0	6	4
2002-03	5	0	2	1	2	13	20	3	.300	0-2-0-1	7	13	0-0-1-1	6	7
2003-04	6	2	3	0	1	15	20	5	.417	1-1-0-1	7	10	1-2-0-0	8	10
2004-05	DID NOT PLAY														
2005-06	8	6	1	0	1	31	27	13	.813	3-1-0-0	13	11	3-0-0-1	18	16
2006-07	8	2	5	0	1	17	24	5	.313	1-3-0-0	7	14	1-2-0-1	10	10
2007-08	8	4	4	0	0	16	23	8	.500	2-2-0-0	10	14	2-2-0-0	6	9
2008-09	6	3	3	0	0	18	19	6	.500	2-1-0-0	10	7	1-2-0-0	8	12
2009-10	6	2	3	0	1	11	19	5	.416	2-0-0-1	7	6	0-3-0-0	4	13
2010-11	6	2	4	0	0	13	16	4	.333	1-2-0-0	6	6	1-2-0-0	7	10
2011-12	6	1	4	0	1	13	22	3	.250	1-2-0-0	8	11	0-2-0-1	5	11
2012-13	5	3	1	0	1	16	11	7	.700	2-0-0-1	13	5	1-1-0-0	3	6
TOTALS	216	110	77	19	10	811	712	249	.576	63-33-7-5	430	330	47-44-12-5	381	382

EDMONTON OILERS VS. VANCOUVER CANUCKS

2011-12 RESULTS & STATISTICS

AT EDMONTON

27 Apr '13 VAN 2 @ EDM 7

30 Mar '13 VAN 0 @ EDM 4

04 Feb '13 VAN 3 @ EDM 2 (OT)

WINNING GOAL

Justin Schultz

Taylor Hall

Christopher Tanev

AT VANCOUVER

04 Apr '13 EDM 0 @ VAN 4

20 Jan '13 EDM 3 @ VAN 2 (SO)

WINNING GOAL

Kevin Bieksa

Sam Gagner

OILERS	GP	G	A	P	+/-	PIM	PP	SH	CANUCKS	GP	G	A	P	+/-	PIM	PP	SH
Taylor Hall	5	3	3	6	4	8	1	0	Jannik Hansen	5	1	3	4	1	2	0	0
Justin Schultz	5	1	4	5	0	0	0	0	Henrik Sedin	5	1	3	4	3	2	0	0
Jordan Eberle	5	3	1	4	4	2	0	0	Kevin Bieksa	5	2	1	3	-2	6	1	0
Nail Yakupov	5	3	1	4	-1	4	1	0	Zack Kassian	4	2	1	3	2	5	0	0
Sam Gagner	5	0	3	3	-1	0	0	0	Daniel Sedin	4	0	3	3	1	2	0	0
Ales Hemsky	4	2	0	2	-3	2	2	0	Chris Higgins	5	1	1	2	-1	0	0	0
Ryan Smyth	5	1	1	2	1	6	0	1	Derek Roy	2	1	1	2	0	0	1	0
Jeff Petry	5	0	2	2	2	0	0	0	Jason Garrison	4	0	2	2	3	2	0	0
Nick Schultz	5	0	2	2	1	4	0	0	Mason Raymond	4	0	2	2	-1	2	0	0
Ryan Nugent-Hopkins	4	0	2	2	2	0	0	0	Alexander Edler	4	1	0	1	-1	4	0	0
Magnus Paajarvi	4	0	2	2	1	2	0	0	Christopher Tanev	4	1	0	1	1	2	0	0
Mark Fistric	2	0	2	2	2	12	0	0	Tom Sestito	3	1	0	1	0	10	0	0
Ladislav Smid	5	1	0	1	-1	6	0	0	Maxim Lapierre	5	0	1	1	-3	14	0	0
Jerred Smithson	1	1	0	1	1	0	0	0	Dan Hamhuis	4	0	1	1	1	2	0	0
Lennart Petrell	4	0	1	1	-1	0	0	0	Jordan Schroeder	2	0	1	1	1	2	0	0
Ryan Jones	3	0	1	1	0	2	0	0	Alexandre Burrows	4	0	0	0	-1	0	0	0
Ryan Whitney	3	0	1	1	0	2	0	0	Andrew Ebbett	4	0	0	0	0	2	0	0
Anton Lander	2	0	1	1	-1	0	0	0	Keith Ballard	3	0	0	0	0	4	0	0
Shawn Horcoff	5	0	0	0	1	0	0	0	Steven Pinizzotto	3	0	0	0	-3	12	0	0
Corey Potter	5	0	0	0	0	0	0	0	Dale Weise	3	0	0	0	-3	0	0	0
Mike Brown	3	0	0	0	0	10	0	0	Andrew Alberts	2	0	0	0	-1	0	0	0
Eric Belanger	2	0	0	0	-1	0	0	0	Cam Barker	2	0	0	0	-3	0	0	0
Teemu Hartikainen	2	0	0	0	0	0	0	0	Manny Malhotra	2	0	0	0	-1	0	0	0
Ben Eager	1	0	0	0	0	5	0	0	Aaron Volpatti	2	0	0	0	0	4	0	0
									Frank Corrado	1	0	0	0	-1	0	0	0
									Andrew Gordon	1	0	0	0	-1	0	0	0
									Nicklas Jensen	1	0	0	0	0	0	0	0
									Derek Joslin	1	0	0	0	-1	0	0	0
									Ryan Kesler	1	0	0	0	-1	0	0	0

OILERS GOALTENDER	GP	MIN	W-L-OT	SO	GA	SA	SV	GAA	SV%
Devan Dubnyk	4	249	3-0-1	0	7	122	115	1.68	.943
Nikolai Khabibulin	1	60	0-1-0	0	4	28	24	4.03	.857
CANUCKS GOALTENDER	GP	MIN	W-L-OT	SO	GA	SA	SV	GAA	SV%
Roberto Luongo	4	247	1-1-1	0	13	116	103	3.16	.888
Cory Schneider	2	62	1-1-0	0	2	25	23	1.95	.920

GOALS BY PERIOD						SHOTS BY PERIOD					
	1	2	3	OT	TOTAL		1	2	3	OT	TOTAL
Oilers	5	3	7	0	15	Oilers	38	38	61	4	141
Canucks	3	3	4	1	11	Canucks	51	49	42	8	150
POWERPLAY			PPG	ATT	PCT.	PENALTY KILLING			PK	TSH	PCT.
Oilers			4	19	21.1	Oilers			18	20	90.0
Canucks			2	20	10.0	Canucks			15	19	78.9


WASHINGTON CAPITALS

Verizon Centre
601 F Street NW
Washington, DC 20004

2013-14 GAMES VS. WASHINGTON

At Edmonton – October 24
At Washington – October 14

CLUB DIRECTORY

Ownership	Monumental Sports & Entertainment
Chairman and Majority Owner	Ted Leonsis
Vice Chairman and President, C.O.O.	Dick Patrick
Vice Chairmen	Raul Fernandez, Sheila Johnson
MSE Partners	Scott Brickman, Neil D. Cohen, Jack Davies, Richard Fairbank, Michelle D. Freeman, Richard Kay, Jeong Kim, Mark D. Lerner, Roger Mody, Anthony Nader, Fred Schauffeld, George Stamas, Earl Stafford, Cliff White
Vice President and General Manager	George McPhee
Assistant General Manager, Dir. of Legal Affairs	Don Fishman
Head Coach	Adam Oates
Assistant Coaches	Calle Johansson, Blaine Forsythe
Video Coach	Brett Leonhardt
Director of Goaltending & Goaltending Coach	Dave Prior
Associate Goaltending Coach	Olie Kolzig
Director, Team Operations	Katy Headman
Hockey Operations Assistants	Eric Garvey, Evan Gold
Manager, Team Services	Ian Anderson
Assistant General Manager, Dir. Player Personnel	Brian MacLellan
Director, Player Development	Steve Richmond
Director, Amateur Scouting	Ross Mahoney
Director, Scouting Operations	Kris Wagner
Senior Vice President, Communications and CCO, Monumental Sports & Entertainment	Kurt Kehl
Senior Director, Communications	Sergey Kocharov
Director, Community Relations	Nadia Wajid
Senior Writer	Mike Vogel
Media Relations Manager	Pace Sagester
Digital Content Producer	James Heuser
Communications Coordinator	Megan Eichenberg
Radio Rightsholder	WJFK
Radio Play-by-Play / Analyst	John Walton / Ken Sabourin
Television Rightsholder	Comcast SportsNet
Television Play-by-Play / Analyst	Joe Beninati / Craig Laughlin
Television Reporters / Studio Analyst	Al Koken, Jill Sorenson / Alan May
Arena (Capacity)	Verizon Center (18,506)
Media Relations Phone	(202) 266-2200
Media Relations FAX	(202) 266-2360
Website	www.washingtoncapitals.com

EDMONTON OILERS VS. WASHINGTON CAPITALS
YEARLY RECORD 1979-80 TO 2012-13

SEASON	GP	W	L	T	OTL	GF	GA	PTS	PCT.	AT EDMONTON				AT WASHINGTON			
										W-L-T-OTL	GF	GA		W-L-T-OTL	GF	GA	
1979-80	4	3	1	0	—	22	13	6	.750	1-1-0-0	12	8		2-0-0-0	10	5	
1980-81	4	1	2	1	—	14	17	3	.375	1-0-1-0	8	5		0-2-0-0	6	12	
1981-82	3	2	0	1	—	15	10	5	.833	1-0-0-0	5	3		1-0-1-0	10	7	
1982-83	3	2	0	1	—	14	9	5	.833	1-0-1-0	9	6		1-0-0-0	5	3	
1983-84	3	2	1	0	—	20	16	4	.667	1-0-0-0	11	3		1-1-0-0	9	13	
1984-85	3	1	0	2	—	14	11	4	.667	0-0-2-0	6	6		1-0-0-0	8	5	
1985-86	3	0	3	0	—	8	15	0	.000	0-1-0-0	2	5		0-2-0-0	6	10	
1986-87	3	1	2	0	—	11	13	2	.333	1-1-0-0	9	8		0-1-0-0	2	5	
1987-88	3	1	2	0	—	5	8	2	.333	1-0-0-0	3	2		0-2-0-0	2	6	
1988-89	3	1	2	0	—	9	16	2	.333	1-1-0-0	6	11		0-1-0-0	3	5	
1989-90	3	2	1	0	—	13	11	4	.667	0-1-0-0	3	4		2-0-0-0	10	7	
1990-91	3	0	3	0	—	6	12	0	.000	0-2-0-0	3	6		0-1-0-0	3	6	
1991-92	2	0	2	0	—	7	12	0	.000	0-1-0-0	5	6		0-1-0-0	2	6	
1992-93	2	1	1	0	—	7	6	2	.500	1-0-0-0	4	2		0-1-0-0	3	4	
1993-94	2	0	1	1	—	4	5	1	.250	0-1-0-0	2	3		0-0-1-0	2	2	
1994-95	DID NOT PLAY																
1995-96	2	0	2	0	—	4	8	0	.000	0-1-0-0	1	2		0-1-0-0	3	6	
1996-97	2	2	0	0	—	7	2	2	1.000	1-0-0-0	4	1		1-0-0-0	3	1	
1997-98	2	1	1	0	—	5	4	2	.500	1-0-0-0	4	2		0-1-0-0	1	2	



EDMONTON OILERS VS. WASHINGTON CAPITALS

YEARLY RECORD 1991-92 TO 2012-13

SEASON	GP	W	L	T	OTL	GF	GA	PTS	PCT.	AT EDMONTON			AT WASHINGTON		
										W-L-T-OTL	GF	GA	W-L-T-OTL	GF	GA
1998-99	2	1	1	0	—	11	6	2	.500	1-0-0-0	8	2	0-1-0-0	3	4
1999-00	1	1	0	0	0	6	2	2	1.000	1-0-0-0	6	2	0-0-0-0	0	0
2000-01	1	0	1	0	0	0	4	0	.000	0-0-0-0	0	0	0-1-0-0	0	4
2001-02	2	1	1	0	0	6	5	2	.500	1-0-0-0	4	1	0-1-0-0	2	4
2002-03	1	1	0	0	0	5	3	2	1.000	1-0-0-0	5	3	0-0-0-0	0	0
2003-04	1	0	1	0	0	0	1	0	.000	0-0-0-0	0	0	0-1-0-0	0	1
2004-05	DID NOT PLAY														
2005-06	DID NOT PLAY														
2006-07	1	1	0	0	0	4	0	2	1.000	1-0-0-0	4	0	0-0-0-0	0	0
2007-08	1	0	0	0	1	4	5	1	.500	0-0-0-0	0	0	0-0-0-1	4	5
2008-09	1	1	0	0	0	5	2	2	1.000	0-0-0-0	0	0	1-0-0-0	5	2
2009-10	1	0	1	0	0	2	4	0	.000	0-1-0-0	2	4	0-0-0-0	0	0
2010-11	1	0	1	0	0	0	5	0	.000	0-0-0-0	0	0	0-1-0-0	0	5
2011-12	1	1	0	0	0	2	1	2	1.000	1-0-0-0	2	1	0-0-0-0	0	0
2012-13	DID NOT PLAY														
TOTALS	64	27	31	6	1	230	226	61	.477	17-11-4-0	128	96	10-19-2-1	102	130

EDMONTON OILERS VS. WASHINGTON CAPITALS (DID NOT PLAY 2012-13 SEASON)

AT EDMONTON

WINNING GOAL

NA

OILERS	GP	G	A	P +/-	PIM	PP	SH	CAPITALS	GP	G	A	P +/-	PIM	PP	SH
NA								NA							

OILERS GOALTENDER	GP	MIN	W-L-OT	SO	GA	SA	SV	GAA	SV%
NA									

CAPITALS GOALTENDER	GP	MIN	W-L-OT	SO	GA	SA	SV	GAA	SV%
NA									

GOALS BY PERIOD	1	2	3	OT	TOTAL	SHOTS BY PERIOD	1	2	3	OT	TOTAL
NA						NA					

POWERPLAY	PPG	ATT	PCT.	PENTALTY KILLING	PK	TSH	PCT.
NA				NA			

**WINNIPEG JETS**

MTS Centre
300 Portage Avenue
Winnipeg, MB R3C 5S4

2013-14 GAMES VS. WINNIPEG

At Edmonton – October 1, December 23
At Winnipeg – January 18*

* Afternoon Game

CLUB DIRECTORY

Chairman and Governor	Mark Chipman
President and Chief Executive Officer	Jim Ludlow
Exec. V.P. and Chief Financial Officer	John Olfert
Exec. V.P. and General Manager, Winnipeg Jets	Kevin Cheveldayoff
Sr. V.P. and Director Hockey Ops/Asst. G.M.	Craig Heisinger
Sr. V.P. and General Manager – MTS Centre	Kevin Donnelly
Sr. V.P., Sales & Marketing	Norva Riddell
VP, People & Patron Services	Robert Thorsten
General Manager – MTS Iceplex	Gavin Johnstone
Exec. V.P. and General Manager, Winnipeg Jets	Kevin Cheveldayoff
Sr. V.P. and Director Hockey Ops/Asst. G.M.	Craig Heisinger
Assistant General Manager	Larry Simmons
Manager, Hockey Ops & Team Services	TBA
Head Coach	Claude Noel
Assistant Coaches	Charlie Huddy, Perry Pearn, Pascal Vincent
Goaltending Coach	Wade Flaherty
Video Coach	Tony Borgford
Coordinator, Team Services	Chris Kreviazuk
Scouting & Video Coordinator	Barrett Legachuk
Director, Pro Scouting	Mark Dobson
Director, Amateur Scouting	Marcel Comeau
Coordinator, Player Development	Jimmy Roy
Director Corporate Communications	Scott Brown
Communications Coordinators	Christina Caligiuri, Kalen Qually
Arena (Capacity)	MTS Center (15,004)
Media Relations Phone	(204) 987-7825
Media Relations FAX	(204) 926-5555
Twitter	@ NHLJets
Website	www.winnipegjets.com

EDMONTON OILERS VS. WINNIPEG JETS (ATLANTA THRASHERS)**YEARLY RECORD 1999-00 TO 2012-13**

SEASON	GP	W	L	T	OTL	GF	GA	PTS	PCT.	AT EDMONTON			AT WINNIPEG/ATLANTA		
										W-L-T-OTL	GF	GA	W-L-T-OTL	GF	GA
1999-00	2	2	0	0	0	8	4	4	1.000	1-0-0-0	5	4	1-0-0-0	3	0
2000-01	1	0	1	0	0	1	3	0	.000	0-1-0-0	1	3	0-0-0-0	0	0
2001-02	1	0	1	0	0	2	3	0	.000	0-0-0-0	0	0	0-1-0-0	2	3
2002-03	2	1	0	1	0	6	3	3	.750	0-0-1-0	3	3	1-0-0-0	3	0
2003-04	1	1	0	0	0	5	1	2	1.000	1-0-0-0	5	1	0-0-0-0	0	0
2004-05															
2005-06															
2006-07	1	1	0	0	0	5	1	2	1.000	1-0-0-0	5	1	0-0-0-0	0	0
2007-08	1	1	0	0	0	4	2	2	1.000	0-0-0-0	0	0	1-0-0-0	4	2
2008-09	1	0	0	0	1	3	4	1	.500	0-0-0-1	3	4	0-0-0-0	0	0
2009-10	1	0	1	0	0	2	3	0	.000	0-0-0-0	0	0	0-1-0-0	2	3
2010-11	1	1	0	0	0	5	3	2	1.000	1-0-0-0	5	3	0-0-0-0	0	0
2011-12	1	1	0	0	0	5	3	2	1.000	0-0-0-0	0	0	1-0-0-0	5	3
2012-13															
TOTALS	13	8	3	1	1	46	30	18	.692	4-1-1-1	27	19	4-2-0-0	19	11
ATLANTA	12	7	3	1	1	41	27	16	.666	4-1-1-1	27	19	3-2-0-0	14	8
WINNIPEG	1	1	0	0	0	5	3	2	1.000	0-0-0-0	0	0	2-0-0-0	10	6

* Franchise in Atlanta from 1999-00 to 2010-11. Moved to Winnipeg for 2011-12 season.



EDMONTON OILERS VS. WINNIPEG JETS/ATLANTA (DID NOT PLAY 2012-13 SEASON)

AT EDMONTON

WINNING GOAL

NA

OILERS	GP	G	A	P	+/ -	PIM	PP	SH	JETS	GP	G	A	P	+/ -	PIM	PP	SH
NA									NA								

OILERS GOALTENDER	GP	MIN	W-L-OT	SO	GA	SA	SV	GAA	SV%
NA									

JETS GOALTENDER	GP	MIN	W-L-OT	SO	GA	SA	SV	GAA	SV%
NA									

GOALS BY PERIOD	1	2	3	OT	TOTAL	SHOTS BY PERIOD	1	2	3	OT	TOTAL
NA						NA					

POWERPLAY	PPG	ATT	PCT.	PENTALTY KILLING	PK	TSH	PCT.
NA				NA			



EDMONTON OILERS YEARLY RECORD — 1979-80 TO 2012-13

SEASON	GP	W	L	T	OTL	GF	GA	PTS	PCT.	NHL RANK	FINISHED	PLAYOFF RESULT
1979-80	80	28	39	13	—	301	322	69	.431	16	4th Smythe	Lost Preliminary Round
1980-81	80	29	35	16	—	328	327	74	.463	14	4th Smythe	Lost Quarter-Final
1981-82	80	48	17	15	—	417	295	111	.694	2	1st Smythe	Lost Division Semi-Final
1982-83	80	47	21	12	—	424	315	106	.663	3	1st Smythe	Lost Stanley Cup Final
1983-84	80	57	18	5	—	446	314	119	.744	1	1st Smythe	WON STANLEY CUP
1984-85	80	49	20	11	—	401	298	109	.681	2	1st Smythe	WON STANLEY CUP
1985-86	80	56	17	7	—	426	310	119	.744	1	1st Smythe	Lost Division Semi-Final
1986-87	80	50	24	6	—	372	284	106	.663	1	1st Smythe	WON STANLEY CUP
1987-88	80	44	25	11	—	363	288	99	.619	3	2nd Smythe	WON STANLEY CUP
1988-89	80	38	34	8	—	325	306	84	.525	7	3rd Smythe	Lost Division Semi-Final
1989-90	80	38	28	14	—	315	283	90	.563	5	2nd Smythe	WON STANLEY CUP
1990-91	80	37	37	6	—	272	272	80	.500	11	3rd Smythe	Lost Conference Final
1991-92	80	36	34	10	—	295	297	82	.513	12	3rd Smythe	Lost Conference Final
1992-93	84	26	50	8	—	242	337	60	.357	20	5th Smythe	Out of Playoffs
1993-94	84	25	45	14	—	261	305	64	.381	23	6th Pacific	Out of Playoffs
1994-95	48	17	27	4	—	136	183	38	.396	22	5th Pacific	Out of Playoffs
1995-96	82	30	44	8	—	240	304	68	.415	21	5th Pacific	Out of Playoffs
1996-97	82	36	37	9	—	252	247	81	.494	13	3rd Pacific	Lost Conference Semi-Final
1997-98	82	35	37	10	—	215	224	80	.488	15	3rd Pacific	Lost Conference Semi-Final
1998-99	82	33	37	12	—	230	226	78	.476	16	2nd Northwest	Lost Conference Quarter-Final
1999-00	82	32	26	16	8	226	212	88	.537	14	2nd Northwest	Lost Conference Quarter-Final
2000-01	82	39	28	12	3	243	222	93	.567	12	2nd Northwest	Lost Conference Quarter-Final
2001-02	82	38	28	12	4	205	182	92	.561	15	3rd Northwest	Out of Playoffs
2002-03	82	36	26	11	9	231	230	92	.561	14	4th Northwest	Lost Conference Quarter-Final
2003-04	82	36	29	12	5	221	208	89	.543	17	4th Northwest	Out of Playoffs
2004-05	—	—	—	—	—	—	—	—	—	—	Season Cancelled	— NHL Lockout
2005-06	82	41	28	13	—	256	251	95	.579	14	3rd Northwest	Lost Stanley Cup Final
2006-07	82	32	43	—	7	195	248	71	.433	25	5th Northwest	Out of Playoffs
2007-08	82	41	35	—	6	235	251	88	.537	19	4th Northwest	Out of Playoffs
2008-09	82	38	35	—	9	234	248	85	.518	21	4th Northwest	Out of Playoffs
2009-10	82	27	47	—	8	214	284	62	.378	30	5th Northwest	Out of Playoffs
2010-11	82	25	45	—	12	191	260	62	.378	30	5th Northwest	Out of Playoffs
2011-12	82	32	40	—	10	212	239	74	.451	29	5th Northwest	Out of Playoffs
2012-13	48	19	22	—	7	125	134	45	.469	24	3rd Northwest	Out of Playoffs

TOTALS 2616 11951058 262 101 9048 8706 2798 .526 24 5 STANLEY CUPS

EDMONTON OILERS YEARLY HOME RECORD — 1979-80 TO 2012-13

SEASON	GP	W	L	T	OTL	GF	GA	PTS	PCT.	NHL RANK
1979-80	40	17	14	9	—	165	145	43	.538	15
1980-81	40	17	13	10	—	178	151	44	.550	14
1981-82	40	31	5	4	—	244	138	66	.825	2
1982-83	40	25	9	6	—	212	148	56	.700	7
1983-84	40	31	5	4	—	241	135	66	.825	1
1984-85	40	26	7	7	—	207	136	59	.738	2
1985-86	40	32	6	2	—	228	141	66	.825	2
1986-87	40	29	6	5	—	199	124	63	.788	1
1987-88	40	28	8	4	—	197	126	60	.750	1
1988-89	40	21	16	3	—	172	150	45	.563	10
1989-90	40	23	11	6	—	165	130	52	.650	5 T
1990-91	40	22	15	3	—	134	119	47	.588	10
1991-92	40	22	13	5	—	151	121	49	.613	11 T
1992-93	42	16	21	5	—	132	151	37	.440	20
1993-94	42	17	22	3	—	147	147	37	.440	21
1994-95	24	11	12	1	—	69	84	23	.479	19
1995-96	41	15	21	5	—	118	143	35	.427	23
1996-97	41	21	16	4	—	124	117	46	.561	12
1997-98	41	20	16	5	—	103	103	45	.549	11
1998-99	41	17	19	5	—	113	112	39	.476	20
1999-00	41	18	11	9	3	118	94	48	.585	15
2000-01	41	23	9	7	2	124	92	55	.671	9
2001-02	41	23	14	4	0	110	84	50	.610	11
2002-03	41	20	12	5	4	111	105	49	.598	15
2003-04	41	22	12	4	3	123	102	51	.622	11
2004-05	—	—	—	—	—	—	—	—	—	Season Cancelled — NHL Lockout
2005-06	41	20	15	6	—	130	128	46	.561	23
2006-07	41	19	19	—	3	114	127	41	.500	22
2007-08	41	23	17	—	1	123	115	47	.573	18
2008-09	41	18	17	—	6	109	114	42	.512	25
2009-10	41	18	19	—	4	119	132	40	.488	30
2010-11	41	13	22	—	6	89	119	32	.390	30
2011-12	41	18	17	—	6	105	110	44	.537	29
2012-13	24	9	11	—	4	61	71	22	.458	28

TOTALS 1308 685 450 125 48 4734 4014 1543 .590



EDMONTON OILERS YEARLY ROAD RECORD – 1979-80 TO 2012-13

SEASON	GP	W	L	T	OTL	GF	GA	PTS	PCT.	NHL RANK
1979-80	40	11	25	4	—	136	177	26	.325	15
1980-81	40	12	22	6	—	150	176	30	.375	15
1981-82	40	17	12	11	—	173	157	45	.563	4
1982-83	40	22	12	6	—	212	167	50	.625	1
1983-84	40	26	13	1	—	205	179	53	.663	1
1984-85	40	23	13	4	—	194	162	50	.625	1
1985-86	40	24	11	5	—	198	169	53	.663	1
1986-87	40	21	18	1	—	173	160	43	.538	1
1987-88	40	16	17	7	—	166	162	39	.488	7
1988-89	40	17	18	5	—	153	156	39	.488	4
1989-90	40	15	17	8	—	150	153	38	.475	4T
1990-91	40	15	22	3	—	138	153	33	.413	12
1991-92	40	14	21	5	—	144	176	33	.413	11
1992-93	42	10	29	3	—	110	186	23	.274	22
1993-94	42	8	23	11	—	114	158	27	.321	23
1994-95	24	6	15	3	—	67	99	15	.313	22
1995-96	41	15	23	3	—	122	161	33	.402	17
1996-97	41	15	21	5	—	128	130	35	.427	15
1997-98	41	15	21	5	—	112	121	35	.427	18
1998-99	41	16	18	7	—	117	114	39	.476	8
1999-00	41	14	15	7	5	117	114	40	.488	15
2000-01	41	16	19	5	1	119	130	38	.463	18
2001-02	41	15	14	8	4	95	98	42	.512	14
2002-03	41	16	14	6	5	120	125	43	.524	10
2003-04	41	14	17	8	2	98	106	38	.463	15
2004-05	Season Cancelled – NHL Lockout									
2005-06	41	21	13	7	—	126	123	49	.598	6
2006-07	41	13	24	—	4	81	121	30	.366	26
2007-08	41	18	18	—	5	112	136	41	.500	18
2008-09	41	20	18	—	3	125	134	44	.537	12
2009-10	41	9	28	—	4	95	152	22	.268	30
2010-11	41	12	23	—	6	102	141	30	.366	30
2011-12	41	14	23	—	4	102	122	32	.390	29
2012-13	24	10	11	—	3	64	63	23	.479	18
TOTALS	1308	510	608	137	53	4309	4685	1210	.463	
HOME	1308	685	450	125	48	4743	4014	1543	.590	
ROAD	1308	510	608	137	53	4309	4685	1210	.463	
TOTALS	2616	1195	1058	262	101	9052	8699	2753	.526	

EDMONTON OILERS JERSEY RETIREMENT GAMES – 1979-80 TO 2012-13

PLAYER	NO	DATE	OPPONENT	RESULT
Al Hamilton	3	October 10, 1980	Quebec Nordiques	L. 4-7
Wayne Gretzky	99	October 1, 1999	New York Rangers	T. 1-1 OT
Jari Kurri	17	October 6, 2001	Phoenix Coyotes	W. 6-2
Grant Fuhr	31	October 9, 2003	San Jose Sharks	W. 5-2
Paul Coffey	7	October 18, 2005	Phoenix Coyotes	L. 3-4 OT
Mark Messier	11	February 27, 2007	Phoenix Coyotes	L. 0-3
Glenn Anderson	9	January 18, 2009	Phoenix Coyotes	W. 6-3



EDMONTON OILERS VS. OPPONENTS – OVERALL 1979-80 TO 2012-13

OPPONENT	GP	W	L	T	OL	GF	GA	PTS										
Anaheim	82	38	39	2	3	199	217	81	New Jersey	70	32	25	9	5	258	237	78	
Boston	65	17	39	6	3	187	243	43	NY Islanders	66	26	25	14	1	230	228	67	
Buffalo	65	34	20	10	1	242	209	79	NY Rangers	64	29	24	9	2	229	227	69	
Calgary	214	89	101	19	5	709	748	201	Ottawa	30	13	10	4	2	88	79	32	
Carolina	66	33	21	12	0	235	227	78	Philadelphia	65	28	29	8	0	200	224	64	
Chicago	120	52	55	12	1	413	421	117	Phoenix	174	98	56	11	9	723	611	216	
Colorado	146	70	59	8	9	518	487	157	Pittsburgh	66	36	25	4	1	289	234	77	
Columbus	46	28	10	3	5	166	119	64	San Jose	96	43	36	12	5	288	280	103	
Dallas	120	43	54	15	8	378	410	109	St. Louis	119	54	52	11	5	397	395	118	
Detroit	119	49	52	13	5	393	433	112	Tampa Bay	27	16	8	2	1	79	70	35	
Florida	22	11	8	3	0	64	51	25	Toronto	90	41	39	8	2	362	326	92	
Los Angeles	185	87	66	30	2	735	661	206	Vancouver	215	109	77	19	10	808	710	247	
Minnesota	73	28	33	4	8	167	194	68	Washington	64	27	31	6	1	230	226	61	
Montreal	75	34	34	4	3	250	247	74	Winnipeg	1	1	0	0	0	5	3	2	
Nashville	56	23	26	3	4	160	164	53										
TOTALS	GP: 2616	W: 1195	L: 1058	T: 262	OL: 100	GF: 9007	GA: 8684	PTS: 2753	PCT: .482									

EDMONTON OILERS VS OPPONENTS – CAREER HOME 1979-80 TO 2012-13

OPPONENT	GP	W	L	T	OL	GF	GA	PTS										
Anaheim	39	21	15	0	3	91	85	45	Nashville	27	12	12	0	3	71	80	27	
Anaheim	41	21	17	0	3	92	91	45	New Jersey	34	15	11	6	2	140	119	38	
Boston	32	11	16	3	2	104	106	27	NY Islanders	32	19	8	5	0	116	90	43	
Buffalo	32	21	8	3	0	125	91	45	NY Rangers	31	14	14	3	0	108	100	31	
Calgary	108	54	40	10	4	378	338	122	Ottawa	16	7	7	2	0	50	47	16	
Carolina	34	21	8	5	0	131	100	47	Philadelphia	31	17	8	6	0	106	86	40	
Chicago	60	29	26	5	0	213	196	63	Phoenix	88	54	24	6	4	370	278	118	
Colorado	72	38	25	4	5	269	227	85	Pittsburgh	33	23	9	1	0	154	106	47	
Columbus	23	18	4	0	1	86	54	37	San Jose	48	25	15	7	2	152	124	59	
Dallas	52	25	21	8	6	218	196	64	St. Louis	59	29	24	4	2	196	193	64	
Detroit	59	27	20	10	2	216	205	66	Tampa Bay	13	9	4	0	0	36	30	18	
Florida	10	6	3	1	0	31	21	13	Toronto	48	24	16	6	2	189	155	56	
Los Angeles	93	45	33	15	0	382	319	105	Vancouver	105	62	34	7	4	420	331	135	
Minnesota	37	16	15	3	3	88	91	38	Washington	32	17	11	4	0	128	96	38	
Montreal	40	22	18	0	0	139	126	44	Winnipeg	0	0	0	0	0	0	0	0	
TOTALS	GP: 1308	W: 685	L: 450	T: 125	OL: 48	GF: 4708	GA: 3996	PTS: 1543	PCT: .548									

EDMONTON OILERS VS OPPONENTS – CAREER AWAY 1979-80 TO 2012-13

OPPONENT	GP	W	L	T	OL	GF	GA	PTS										
Anaheim	41	17	22	2	0	106	117	36	New Jersey	36	17	13	3	3	118	118	40	
Boston	33	6	23	3	1	83	137	16	NY Islanders	34	7	17	9	1	114	135	24	
Buffalo	33	13	12	7	1	117	118	34	NY Rangers	33	15	10	6	2	121	127	38	
Calgary	106	35	61	9	1	331	412	80	Ottawa	14	6	4	2	2	38	32	16	
Carolina	32	12	13	7	0	104	127	31	Philadelphia	34	11	21	2	0	94	138	24	
Chicago	60	23	29	7	1	200	226	54	Phoenix	86	44	32	5	5	353	333	98	
Colorado	74	32	34	4	4	249	260	72	Pittsburgh	33	13	16	3	1	135	128	30	
Columbus	22	10	6	3	4	86	67	29	San Jose	47	18	21	5	3	136	156	44	
Dallas	51	18	33	7	2	161	214	45	St. Louis	60	23	29	7	1	196	202	54	
Detroit	52	20	34	3	3	177	228	46	Tampa Bay	14	7	4	2	1	43	40	17	
Florida	12	5	5	2	0	33	30	12	Toronto	42	17	23	2	0	173	171	36	
Los Angeles	92	42	33	15	2	353	342	101	Vancouver	106	46	43	12	5	378	376	109	
Minnesota	36	12	18	1	5	79	104	30	Washington	32	10	19	2	1	102	130	23	
Montreal	35	12	16	4	3	111	121	31	Winnipeg/Atlanta	6	4	2	0	0	19	11	8	
Nashville	29	11	14	3	1	89	84	26										
TOTALS	GP: 1308	W: 510	L: 608	T: 137	OL: 52	GF: 4299	GA: 4684	PTS: 1210	PCT: .416									

OPPONENT	GP	W	L	T	OL	GF	GA	PTS	PCT.
HOME	1308	685	450	125	48	4708	3996	1543	.548
ROAD	1308	510	608	137	52	4299	4684	1210	.416
TOTALS	2616	1195	1058	262	100	9007	8680	2753	.482



EDMONTON OILERS MONTHLY REGULAR SEASON RECORD 1979-80 TO 2012-13

SEASON	OCT W-L-T-OL	NOV W-L-T-OL	DEC W-L-T-OL	JAN W-L-T-OL	FEB W-L-T-OL	MAR W-L-T-OL	APR W-L-T-OL	MAY W-L-T-OL	TOTAL W-L-T-OL
1979-80	1-5-4	4-7-2	4-7-1	6-6-3	5-7-2	7-6-0	1-1-1	—	28-39-13
1980-81	2-4-3	4-8-2	2-9-1	8-4-2	5-7-2	6-3-5	2-0-1	—	29-35-16
1981-82	9-4-0	8-2-3	8-3-3	8-3-4	9-1-1	5-4-4	1-0-0	—	48-17-15
1982-83	4-6-3	7-3-3	8-3-2	10-3-2	6-4-1	11-2-0	1-0-1	—	47-21-12
1983-84	9-2-1	10-2-2	9-3-1	10-2-1	9-6-0	10-3-0	—	—	57-18-5
1984-85	8-0-2	10-3-1	7-4-1	11-2-2	7-4-1	5-6-3	1-1-1	—	49-20-11
1985-86	8-1-0	8-3-3	10-3-1	10-4-1	7-3-1	11-2-1	2-1-0	—	56-17-7
1986-87	8-4-0	6-6-1	10-2-1	10-2-2	4-6-1	11-4-0	1-0-1	—	50-24-6
1987-88	6-5-0	8-3-2	9-4-1	6-5-4	6-4-1	8-4-2	1-0-1	—	44-25-11
1988-89	5-4-2	10-4-1	5-6-1	5-8-2	7-5-0	6-6-2	0-1-0	—	38-34-8
1989-90	4-5-3	8-5-2	9-2-2	5-5-3	5-6-2	6-5-2	1-0-0	—	38-28-14
1990-91	2-7-2	5-7-0	11-3-0	7-5-1	5-8-1	7-7-2	—	—	37-37-6
1991-92	5-6-2	3-7-2	7-5-2	5-8-1	9-3-0	6-4-3	1-1-0	—	36-34-10
1992-93	3-8-1	5-4-3	5-9-1	5-6-3	5-7-0	3-10-0	0-6-0	—	26-50-8
1993-94	2-10-1	2-9-2	7-5-2	2-7-3	4-7-2	5-5-2	3-2-2	—	25-45-14
1994-95	—	—	—	2-4-0	5-6-2	5-7-1	5-8-1	0-2-0	17-27-4
1995-96	4-5-1	3-7-4	6-8-1	5-6-0	4-7-1	7-6-1	1-5-0	—	30-44-8
1996-97	7-5-0	6-7-1	4-7-3	8-3-1	4-6-2	6-7-0	1-2-2	—	36-37-9
1997-98	5-6-1	3-7-5	3-7-3	7-5-1	3-4-0	8-6-0	6-2-0	—	35-37-10
1998-99	5-4-0	7-5-1	3-8-2	4-3-4	4-8-2	5-7-2	5-2-1	—	33-37-12
1999-00	4-3-2-2	2-5-4-1	6-4-3-2	5-3-4-2	8-2-2-1	4-7-1-0	3-2-0-0	—	32-26-16-8
2000-01	6-5-2-0	8-5-1-0	4-5-3-1	7-6-2-0	5-3-1-1	8-3-1-1	1-1-2-0	—	39-28-12-3
2001-02	9-4-1-0	7-3-2-1	5-6-3-1	4-7-3-0	1-4-1-0	9-2-2-1	3-2-0-1	—	38-28-12-4
2002-03	2-4-2-1	9-4-2-0	6-5-0-3	7-3-2-2	2-7-1-2	10-2-3-1	0-1-1-0	—	36-26-11-9
2003-04	4-5-0-0	6-6-3-0	3-6-4-0	7-7-1-1	6-3-2-1	10-1-2-3	0-1-0-0	—	36-29-12-5
2004-05	No Season – NHL Lockout								
2005-06	5-6-0-1	9-5-0-0	8-3-0-3	6-4-0-2	2-2-0-2	7-5-0-4	4-3-0-1	—	41-28-0-13
2006-07	7-4-0-0	6-5-0-2	5-9-0-0	7-4-0-2	5-6-0-2	1-12-0-1	1-3-0-0	—	32-43-0-7
2007-08	5-8-0-0	6-6-0-1	5-6-0-3	7-5-0-1	7-5-0-0	10-4-0-1	1-1-0-0	—	41-35-0-6
2008-09	4-4-0-1	6-7-0-1	7-5-0-1	8-4-0-0	5-6-0-2	5-6-0-4	2-3-0-0	—	38-35-0-0
2009-10	7-6-0-1	3-7-0-3	6-8-0-0	0-10-0-2	3-5-0-0	5-9-0-1	3-2-0-1	—	27-47-0-8
2010-11	3-4-0-2	4-8-0-2	5-5-0-3	3-9-0-1	5-9-0-0	3-8-0-3	2-2-0-1	—	25-45-12
2011-12	7-2-2	5-8-1	3-9-0	5-7-0-1	6-6-0-1	6-5-0-3	1-2-0-1	—	32-40-10
2012-13	—	—	—	4-2-1	4-5-3	6-6-3	5-9-0	—	19-22-7

MONTH	GP	W	L	T	OL	PCT.
OCTOBER	349	160	146	33	10	.520
NOVEMBER	430	188	168	52	12	.512
DECEMBER	418	190	169	42	17	.525
JANUARY	433	204	162	52	15	.548
FEBRUARY	388	172	172	29	15	.500
MARCH	461	222	174	39	26	.552
APRIL	143	59	64	15	5	.483
MAY	2	0	2	0	0	0.00
TOTALS	2616	1195	1058	262	101	.526



EDMONTON OILERS MAN GAMES LOST DUE TO INJURY BY SEASON 1979-80 TO 2012-13

1979-80	127	1991-92	154	2003-04	187
1980-81	189	1992-93	144	2004-05	—
1981-82	142	1993-94	182	2005-06	134
1982-83	30	1994-95	125	2006-07	286
1983-84	101	1995-96	167	2007-08	346
1984-85	100	1996-97	149	2008-09	225
1985-86	158	1997-98	216	2009-10	531
1986-87	110	1998-99	169	2010-11	286
1987-88	68	1999-2000	182	2011-12	248
1988-89	188	2000-01	189	2012-13	114
1989-90	116	2001-02	93	TOTAL	5713
1990-91	114	2002-03	133	AVG/SEASON	168

EDMONTON OILERS 2012-13 INJURY REPORT

2012-13 MAN GAMES LOST TO INJURY: 114 *(48 GAME SCHEDULE)

NEW TOTAL: 5713

NEW AVG/SEASON: 173

2011-12 REGULAR SEASON MAN GAMES LOST: 248

DATES	PLAYER (INJURY)	GAMES
Jan. 22 - Feb. 10	Ben Eager (concussion)	9
Jan. 31 - Feb. 4	Shawn Horcoff (strained neck)	2
Feb. 4 - 10	Eric Belanger (foot)	3
Feb. 6 - Mar. 8	Shawn Horcoff (hand)	15
Feb. 6 - 10	Mark Fistic (back)	2
Feb. 6 - 9	Ryan Nugent-Hopkins (shoulder)	1
Feb. 9 - Mar. 10	Anton Lander (foot)	16
Feb. 16 - 23	Lennart Petrell (head)	3
Feb. 25 - Mar. 8	Teemu Hartikainen (shoulder)	7
Feb. 27 - Mar. 12	Nikolai Khabibulin (groin)	8
Mar. 1 - 15	Mark Fistic (elbow)	8
Mar. 1 - 3	Corey Potter (head)	1
Mar. 1 - 3	Taylor Hall (leg)	1
Mar. 5 - 7	Theo Peckham (illness)	2
Mar. 8	Ales Hemsky (foot)	1
Mar. 10 - 20	Eric Belanger (groin)	4
Mar. 15	Ryan Jones (illness)	1
Mar. 20 - 23	Ryan Nugent-Hopkins (illness)	2
Mar. 26 - Apr. 21	Eric Belanger (groin)	13
Apr. 8	Ales Hemsky (foot)	1
Apr. 13 - 27	Ales Hemsky (foot)	7
Apr. 19 - 27	Lennart Petrell (foot)	6
Apr. 21 - 27	Ryan Nugent-Hopkins (shoulder)	4
Apr. 22	Magnus Paajarvi (lower body)	1
Apr. 24 - 27	Ryan Whitney (leg)	3



EDMONTON OILERS RECORD IN AFTERNOON GAMES 1979-80 TO 2012-13

SEASON	W-L-T-OT	HOME W-L-T-OT	ROAD W-L-T-OT	OVERALL PCT.
1979-80	0-1-0	0-0-1	0-1-1	.250
1980-81	0-1-0	3-1-0	3-2-0	.600
1981-82	0-0-0	0-0-0	0-0-0	—
1982-83	0-1-0	0-0-0	0-1-0	.000
1983-84	1-0-0	0-3-0	1-3-0	.250
1984-85	0-0-0	1-0-0	1-0-0	1.000
1985-86	0-0-0	1-0-0	1-0-0	1.000
1986-87	0-0-0	1-1-0	1-1-0	.500
1987-88	0-0-0	1-1-0	1-1-0	.500
1988-89	0-1-0	0-2-1	0-3-1	.125
1989-90	0-0-0	2-2-0	2-2-0	.500
1990-91	0-0-0	2-1-0	2-1-0	.667
1991-92	2-0-0	2-3-0	4-3-0	.571
1992-93	0-3-0	1-2-0	1-5-0	.167
1993-94	1-1-1	1-4-0	2-5-1	.313
1994-95	2-0-0	0-2-0	2-2-0	.500
1995-96	0-1-0	0-2-0	0-3-0	.000
1996-97	0-1-0	2-3-0	2-4-0	.333
1997-98	0-1-0	0-1-0	0-2-0	.000
1998-99	1-0-1	0-2-0	1-2-1	.375
1999-00	0-0-0-0	1-1-1-0	1-1-1-0	.500
2000-01	0-0-0-0	2-0-1-0	2-0-1-0	.833
2001-02	0-0-0-0	2-1-1-0	2-1-1-0	.625
2002-03	0-0-0-0	1-2-1-0	1-2-1-0	.375
2003-04	0-0-0-0	1-0-1-1	1-0-1-1	.667
2004-05	—	—	—	—
2005-06	1-0-1	0-0-0	1-0-1	.750
2006-07	0-0-0	1-3-0	1-3-0	.250
2007-08	1-0-0	2-0-0	3-0-0	1.000
2008-09	0-1-0-0	4-2-0-1	4-3-0-1	.563
2009-10	0-0-0-0	2-3-0-0	2-3-0-0	.400
2010-11	1-1-0-0	0-2-0-1	1-3-0-1	.300
2011-12	0-1-0-0	3-2-0-1	3-3-0-1	.500
2012-13	1-3-0-0	1-0-0-0	0-3-0-0	.250
TOTALS	11-14-2-1	37-46-7-3	46-63-9-5	.465

EDMONTON OILERS HOME AFTERNOON GAMES 1979-80 TO 2012-13

DATE	OPPONENT	RESULT	RECORD (W-L-T-OT)
November 11, 1979	Toronto	L. 3-6	0-1-0-0
November 9, 1980	St. Louis	L. 3-6	0-2-0-0
October 31, 1982	Vancouver	L. 2-3	0-3-0-0
March 25, 1984	Winnipeg	W. 3-2	1-3-0-0
February 5, 1989	New Jersey	L. 2-4	1-4-0-0
December 1, 1991	Vancouver	W. 7-0	2-4-0-0
February 2, 1992	Quebec	W. 8-2	3-4-0-0
February 14, 1993	Quebec	L. 2-3 (OT)	3-5-0-0
March 14, 1993	Chicago	L. 4-5 (OT)	3-6-0-0
April 11, 1993	Winnipeg	L. 5-7	3-7-0-0
January 2, 1994	San Jose	T. 4-4 (OT)	3-7-1-0
February 6, 1994	Winnipeg	W. 5-2	4-7-1-0
February 13, 1994	Anaheim	L. 3-6	4-8-1-0
February 12, 1995	Anaheim	W. 2-0	5-8-1-0
March 5, 1995	Detroit	W. 4-2	6-8-1-0
March 3, 1996	St. Louis	L. 3-4	6-9-1-0
March 23, 1997	Anaheim	L. 1-4	6-10-1-0
January 4, 1998	Los Angeles	L. 2-3	6-11-1-0
January 3, 1999	Philadelphia	T. 3-3 (OT)	6-11-2-0
March 28, 1999	San Jose	W. 5-2	7-11-2-0
February 12, 2006	St. Louis	L. 4-5 (SO)	7-11-3-1
March 5, 2006	Nashville	W. 3-2 (OT)	8-11-3-1
March 22, 2008	Colorado	W. 7-5	9-11-3-1
February 1, 2009	Nashville	L. 1-2	9-12-2-1
February 12, 2011	Ottawa	L. 5-3	9-13-2-1
February 19, 2011	Atlanta	W. 5-3	10-13-2-1
February 25, 2012	Phoenix	L. 3-1	10-14-2-1
February 23, 2013	Phoenix	W. 3-2 (SO)	11-14-2-1



EDMONTON OILERS OVERTIME RECORD – 1983-84 TO 2012-13

YEAR-BY-YEAR

SEASON	GP	W	L	T	SOL	GP	W	L	T	SOL	GP	W	L	T	SOL	PCT.
1983-84	5	1	0	4	—	4	3	0	1	—	9	4	0	5	—	.722
1984-85	7	0	0	7	—	5	0	1	4	—	12	0	1	11	—	.458
1985-86	6	3	1	2	—	8	2	1	5	—	14	5	2	7	—	.607
1986-87	8	2	1	5	—	6	3	2	1	—	14	5	3	6	—	.571
1987-88	5	0	1	4	—	11	3	1	7	—	16	3	2	11	—	.531
1988-89	5	1	1	3	—	10	3	2	5	—	15	4	3	8	—	.533
1989-90	10	3	1	6	—	10	2	0	8	—	20	5	1	14	—	.600
1990-91	7	2	2	3	—	8	2	3	3	—	15	4	5	6	—	.467
1991-92	5	0	0	5	—	7	0	2	5	—	12	0	2	10	—	.417
1992-93	9	2	2	5	—	8	3	2	3	—	17	5	4	8	—	.529
1993-94	7	0	4	3	—	14	1	2	11	—	21	1	6	14	—	.381
1994-95	2	1	0	1	—	5	0	2	3	—	7	1	2	4	—	.429
1995-96	8	2	1	5	—	6	2	1	3	—	14	4	2	8	—	.571
1996-97	8	1	3	4	—	8	0	3	5	—	16	1	6	9	—	.344
1997-98	6	0	1	5	—	9	3	1	5	—	15	3	2	10	—	.533
1998-99	9	0	4	5	—	11	3	1	7	—	20	3	5	12	—	.450
1999-00	13	1	3	9	—	15	3	5	7	—	28	4	8	16	—	.429
2000-01	12	3	2	7	—	8	2	1	5	—	20	5	3	12	—	.550
2001-02	6	2	0	4	—	13	1	4	8	—	19	3	4	12	—	.529
2002-03	15	6	4	5	—	12	1	5	6	—	27	7	9	11	—	.463
2003-04	12	5	3	4	—	11	1	2	8	—	23	6	5	12	—	.522
2005-06	12	6	2	—	4	14	7	2	—	5	26	13	4	—	9	.673
2006-07	5	2	3	—	1	6	2	4	—	2	11	4	7	—	3	.364
2007-08	10	9	1	—	1	15	10	5	—	3	25	19	6	—	4	.760
2008-09	7	1	3	—	3	9	6	2	—	1	16	7	5	—	4	.563
2009-10	9	5	2	—	2	8	4	0	—	4	17	9	2	—	6	.706
2010-11	10	2	1	—	7	5	0	2	—	3	15	2	3	—	10	.467
2011-12	10	4	3	—	3	7	3	0	—	4	17	7	3	—	7	.618
2012-13	6	2	3	—	1	5	1	1	—	3	11	3	4	—	4	.272
TOTALS	234	66	56	96	22	258	71	62	110	25	492	137	118	206	47	.383

VERSUS OPPONENTS

OPPONENT	GP	W	L	T	SOL	GP	W	L	T	SOL	GP	W	L	T	SOL	PCT.
Anaheim	8	3	3	0	2	7	3	2	2	0	15	6	5	2	2	.533
Boston	4	0	3	1	0	7	1	4	2	0	11	1	7	3	0	.227
Buffalo	4	2	0	2	0	10	2	3	5	0	14	4	3	7	0	.536
Calgary	15	3	1	7	4	13	2	3	7	1	28	5	4	14	5	.518
Carolina	4	1	0	3	0	5	0	0	5	0	9	1	0	8	0	.556
Chicago	10	3	3	4	0	14	7	1	6	0	24	10	4	10	0	.521
Colorado	14	2	4	4	4	14	4	4	3	3	28	6	8	7	7	.464
Columbus	4	3	1	0	1	8	1	1	3	3	12	4	2	3	4	.396
Dallas	18	5	8	5	3	11	3	2	6	0	29	8	10	11	3	.371
Detroit	19	8	2	8	1	9	4	3	2	0	28	12	5	10	1	.518
Florida	1	0	0	1	0	5	3	0	2	0	6	3	0	3	0	.750
Los Angeles	19	4	4	11	0	20	5	2	13	0	39	9	6	23	1	.378
Minnesota	9	3	1	3	2	7	1	3	1	3	16	4	4	4	5	.531
Montreal	2	2	0	0	0	11	3	4	3	1	13	5	4	3	1	.538
Nashville	6	3	2	0	1	3	0	1	2	0	9	3	3	2	1	.500
New Jersey	9	1	3	5	0	8	2	3	2	1	17	3	6	7	1	.438
NY Islanders	5	0	0	5	0	7	1	1	5	1	12	1	1	10	1	.500
NY Rangers	6	2	1	3	0	11	4	2	5	0	17	6	3	8	0	.588
Ottawa	2	0	0	2	0	6	1	2	2	2	8	1	2	4	2	.500
Philadelphia	6	1	0	5	0	3	0	1	2	0	9	1	1	7	0	.500
Phoenix	15	4	3	6	2	17	5	7	4	1	32	9	10	10	3	.360
Pittsburgh	2	2	0	0	0	5	0	2	3	0	7	2	2	3	0	.500
San Jose	12	3	0	7	2	13	5	2	5	1	25	8	2	12	3	.440
St. Louis	10	4	3	2	1	13	4	3	6	0	23	8	6	8	1	.543
Tampa Bay	2	2	0	0	0	5	2	0	2	1	7	4	0	2	1	.833
Toronto	7	2	1	4	0	1	0	0	1	0	8	1	2	5	0	.438
Vancouver	17	5	7	5	0	27	5	8	11	3	44	10	15	16	3	.318
Washington	4	1	1	2	0	4	1	2	1	1	8	2	3	3	1	.500
Winnipeg/Atlanta	2	0	1	1	0	0	0	0	0	0	2	0	1	1	0	.250
TOTALS	234	66	56	96	22	258	71	62	110	25	492	137	118	206	47	.383



EDMONTON OILERS SHOOTOUT RECORD— 2005-06 TO 2012-13

YEAR-BY-YEAR

SEASON	HOME			PCT.	AWAY				PCT.	OVERALL			PCT.
	SO	W	L		SO	W	L	PCT.		SO	W	L	
2005-06	7	3	4	.429	9	4	5	.444		16	7	9	.438
2006-07	3	2	1	.667	3	1	2	.333		6	3	3	.500
2007-08	9	8	1	.889	10	7	3	.700		19	15	4	.789
2008-09	4	1	3	.250	6	5	1	.833		10	6	4	.545
2009-10	6	4	2	.667	8	4	4	.500		14	8	6	.571
2010-11	8	3	5	.375	3	1	2	.000		11	4	7	.000
2011-12	6	3	3	.500	6	2	4	.333		12	5	7	.417
2012-13	2	1	1	.500	3	1	2	.333		5	2	3	.400
TOTALS	45	25	20	.555	48	25	23	.521		93	50	43	.538

VERSUS OPPONENTS

SEASON	HOME			PCT.	AWAY				PCT.	OVERALL			PCT.
	SO	W	L		SO	W	L	PCT.		SO	W	L	
Anaheim	3	1	2	.333	1	1	0	1.000		4	2	2	.500
Calgary	3	0	3	.000	1	1	0	1.000		4	1	3	.250
Chicago	1	1	0	1.000	2	1	1	.500		3	2	1	.667
Colorado	4	1	3	.250	3	1	2	.333		7	2	5	.286
Columbus	2	1	1	.500	3	0	3	.000		5	1	4	.250
Dallas	4	1	3	.250	1	1	0	1.000		5	2	3	.400
Detroit	5	4	1	.800	2	2	0	1.000		7	6	1	.857
Florida	0	0	0	.000	2	2	0	1.000		2	2	0	1.000
Los Angeles	0	0	0	.000	6	5	1	1.000		6	5	1	.833
Minnesota	2	2	0	1.000	3	0	3	.000		5	2	3	.400
Montreal	0	0	0	.000	2	0	2	.000		2	0	2	.000
Nashville	2	1	1	.500	0	0	0	.000		2	1	1	.500
New Jersey	0	0	0	.000	1	0	1	.000		1	0	1	.000
NY Islanders	0	0	0	.000	1	0	1	.000		1	0	1	.000
NY Rangers	1	1	0	1.000	1	1	0	1.000		2	2	0	1.000
Ottawa	0	0	0	.000	2	0	2	.000		2	0	2	.000
Phoenix	2	1	1	.500	3	1	2	.333		5	2	3	.400
Pittsburgh	1	1	0	1.000	0	0	0	.000		1	1	0	1.000
San Jose	4	2	2	.500	3	2	1	.666		7	4	3	.571
St. Louis	2	1	1	.500	2	2	0	1.000		4	3	1	.750
Tampa Bay	1	1	0	1.000	0	0	0	.000		1	1	0	1.000
Vancouver	3	3	0	1.000	3	2	1	.666		6	5	1	.833
Washington	0	0	0	.000	1	0	1	.000		1	0	1	.000
TOTALS	45	25	20	.555	48	25	23	.521		93	50	43	.538

YEAR-BY-YEAR GOALTENDING SHOOTOUT STATISTICS

SEASON	SO	SAVES	ATT	SVPCT.	W-LW	PCT.
2005-06	16	31	54	.574	7-9	.438
2006-07	6	16	24	.667	3-3	.500
2007-08	19	57	69	.730	15-4	.789
2008-09	10	24	30	.800	6-4	.600
2009-10	14	42	60	.700	8-6	.571
2010-11	11	26	41	.634	2-9	.182
2011-12	12	28	47	.596	5-7	.417
2012-13	5	13	19	.540	2-3	.400
EDMONTON TOTALS	93	237	344	.689	43-38	.531

YEAR-BY-YEAR SKATERS SHOOTOUT STATISTICS

SEASON	SO	GOALS	ATT	PCT.
2005-06	16	19	53	.358
2006-07	6	6	22	.273
2007-08	19	24	65	.369
2008-09	10	11	29	.379
2009-10	14	20	61	.328
2010-11	11	8	44	.182
2011-12	12	16	48	.333
2012-13	5	5	16	.313
EDMONTON TOTALS	93	109	340	.243



EDMONTON OILERS SHOOTOUT RESULTS 2005-06

7-9 (HOME 3-4; AWAY 4-5)

DATE	OPPONENT	FINAL SCORE	SHOOTOUT SCORE	GOALS-ATT		DECIDING GOAL	GOALTENDERS
				EDM	OPP		
Oct. 8	vs VANCOUVER	W. 4-3	2-0	2-2	0-2	RAFFI TORRES	MARKKANEN/Cloutier
Nov. 21	vs SAN JOSE	W. 2-1	2-1	2-3	1-3	RYAN SMYTH	MORRISON/Nabokov
Nov. 25	at Calgary	W. 2-1	1-0	1-4	0-4	FERNANDO PISANI	MORRISON/Kiprusoff
Dec. 10	at NY Islanders	L. 2-3	1-2	1-3	2-3	Trent Hunter	MARKKANEN/DiPietro
Dec. 13	at New Jersey	L. 1-2	0-2	0-2	2-2	Viktor Kozlov	CONKLIN/Brodeur
Jan. 19	at San Jose	W. 3-2	2-1	2-3	1-3	RYAN SMYTH	MORRISON/Toskala
Jan. 21	at Phoenix	L. 3-4	1-2	1-3	2-3	Ladislav Nagy	MARKKANEN/Joseph
Jan. 29	at Phoenix	W. 4-3	2-1	2-6	1-6	RADEK DVORAK	MORRISON/Joseph
Feb. 2	vs COLUMBUS	L. 1-2	3-4	3-8	4-8	Jason Chimera	MARKKANEN/Denis
Feb. 6	vs ANAHEIM	W. 6-5	1-0	1-3	0-3	FERNANDO PISANI	MORRISON/Giguere
Feb. 12	vs ST. LOUIS	L. 4-5	0-1	0-3	1-3	Dennis Wideman	MORRISON/Sanford
Mar. 7	vs DALLAS	L. 3-4	0-2	0-2	2-2	Sergei Zubov	MORRISON/Turco
Mar. 18	vs DETROIT	L. 3-4	0-2	0-2	2-3	Jason Williams	ROLOSON/Legace
Mar. 23	at Vancouver	L. 3-4	2-3	2-3	3-3	Todd Bertuzzi	ROLOSON/Auld
Mar. 26	at Colorado	W. 4-3	1-0	1-3	0-3	SERGEI SAMSONOV	ROLOSON/Budaj
Apr. 6	at Minnesota	L. 1-2	1-2	1-3	2-3	Brian Rolston	ROLOSON/Fernandez

EDMONTON OILERS SHOOTOUT RESULTS 2006-07

3-3 (HOME 2-1; AWAY 1-2)

DATE	OPPONENT	FINAL SCORE	SHOOTOUT SCORE	GOALS-ATT		DECIDING GOAL	GOALTENDERS
				EDM	OPP		
Nov. 7	at Montreal	L. 2-3	1-2	1-4	2-4	Alex Kovalev	ROLOSON/Aebischer
Nov. 18	vs Detroit	W. 4-3	3-2	3-7	2-7	RAFFI TORRES	ROLOSON/MacDonald
Jan. 4	vs Dallas	L. 5-6	0-2	0-2	2-2	Sergei Zubov	ROLOSON/Turco
Feb. 20	at Ottawa	L. 3-4	0-2	0-2	2-3	Dean McAmmond	MARKKANEN/Gerber
Feb. 23	at Detroit	W. 4-3	1-0	1-2	0-3	RYAN SMYTH	ROLOSON/Hasek
Mar. 23	vs Colorado	W. 4-3	1-0	1-5	0-5	MARTY REASONER	ROLOSON/Budaj

EDMONTON OILERS SHOOTOUT RESULTS 2007-08

15-4 (HOME 8-1; AWAY 7-3)

DATE	OPPONENT	FINAL SCORE	SHOOTOUT SCORE	GOALS-ATT		DECIDING GOAL	GOALTENDERS
				EDM	OPP		
Oct. 4	vs San Jose	W. 3-2	2-1	2-4	1-4	JARRET STOLL	ROLOSON/Nabokov
Oct. 25	vs Minnesota	W. 5-4	2-1	2-3	1-3	ALES HEMSKY	ROLOSON/Harding
Oct. 28	at Anaheim	W. 3-2	2-0	2-2	0-2	SAM GAGNER	GARON/Giguere
Nov. 7	at Colorado	L. 3-4	1-2	1-4	2-4	Marek Svatos	ROLOSON/Budaj
Nov. 14	at Vancouver	W. 1-0	1-0	1-3	0-3	ALES HEMSKY	GARON/Luongo
Nov. 20	vs Vancouver	W. 5-4	2-1	2-5	1-5	SHAWN HORCOFF	GARON/Luongo
Nov. 24	vs Chicago	W. 3-2	2-0	2-3	0-2	SAM GAGNER	ROLOSON/Khabibulin
Dec. 3	at Los Angeles	W. 4-3	1-0	1-2	0-3	SAM GAGNER	GARON/Aubin
Dec. 11	at St. Louis	W. 5-4	1-0	1-3	0-3	SHAWN HORCOFF	GARON/Toivonen
Dec. 13	at Detroit	W. 4-3	1-0	1-2	0-3	ALES HEMSKY	ROLOSON/Hasek
Dec. 15	vs Vancouver	W. 2-1	2-1	2-4	1-4	FERNANDO PISANI	GARON/Sanford
Dec. 18	vs Dallas	L. 1-2	0-1	0-3	1-2	Sergei Zubov	ROLOSON/Turco
Jan. 5	vs NY Rangers	W. 3-2	1-0	1-2	0-3	SAM GAGNER	GARON/Lundqvist
Jan. 17	at Washington	L. 4-5	0-1	0-12	1-12	Matt Bradley	ROLOSON/Kolzig
Jan. 24	at Florida	W. 4-3	1-0	1-2	0-3	SHAWN HORCOFF	GARON/Vokoun
Feb. 26	vs Detroit	W. 4-3	1-0	1-3	0-3	ROBERT NILSSON	GARON/Osgood
Mar. 2	vs Columbus	W. 4-3	1-0	1-2	0-3	ALES HEMSKY	GARON/Leclaire
Mar. 16	at San Jose	W. 2-1	2-1	2-4	1-4	FERNANDO PISANI	ROLOSON/Nabokov
Mar. 28	at Colorado	L. 4-5	1-3	1-2	3-3	Joe Sakic	ROLOSON/Theodore

EDMONTON OILERS SHOOTOUT RESULTS 2008-09

6-4 (HOME 1-3; AWAY 5-1)

DATE	OPPONENT	FINAL SCORE	SHOOTOUT SCORE	GOALS-ATT		DECIDING GOAL	GOALTENDERS
				EDM	OPP		
Nov. 7	at Montreal	L. 2-3	1-2	1-4	2-4	Alex Kovalev	ROLOSON/Aebischer
Nov. 10	at NY Rangers	W. 3-2	1-0	1-2	0-3	ALES HEMSKY	DESLAURIERS/Lundqvist
Nov. 15	vs Colorado	L. 2-3	1-2	1-5	2-5	Darcy Tucker	ROLOSON/Budaj
Dec. 5	at Los Angeles	W. 5-4	2-1	2-3	1-3	ALES HEMSKY	GARON/LaBarbera
Dec. 19	vs Anaheim	L. 2-3	0-1	0-3	1-3	Corey Perry	ROLOSON/Hiller
Feb. 5	at St. Louis	W. 2-1	2-0	2-2	0-2	ROBERT NILSSON	ROLOSON/Mason
Feb. 8	at Minnesota	L. 2-3	0-1	0-4	1-4	Miikka Koivu	ROLOSON/Backstrom
Feb. 14	at Los Angeles	W. 3-2	2-0	2-2	0-2	SAM GAGNER	ROLOSON/Quick
Feb. 21	vs Calgary	L. 2-3	0-1	0-3	1-3	Todd Bertuzzi	ROLOSON/Kiprusoff
Mar. 17	vs St. Louis	W. 2-1	1-0	1-3	0-3	ALES KOTALIK	ROLOSON/Mason
Mar. 20	at Chicago	W. 5-4	2-0	2-2	0-2	PATRICK O'SULLIVAN	ROLOSON/Khabibulin



EDMONTON OILERS SHOOTOUT RESULTS 2009-10

8-6 (HOME 4-2; AWAY 4-4)

DATE	OPPONENT	FINAL SCORE	SHOOTOUT SCORE	GOALS-ATT EDM OPP	DECIDING GOAL	GOALTENDERS
Oct. 6	vs. Dallas	W. 5-4	1-0	1-3	0-3	KHABIBULIN/Turco
Oct. 8	vs. Calgary	L. 4-3	1-2	1-3	2-2	KHABIBULIN/Kiprusoff
Oct. 29	vs. Detroit	W. 6-5	1-0	1-3	0-3	KHABIBULIN/Howard
Nov. 10	at Ottawa	L. 4-3	1-2	1-3	2-3	DESLAURIERS/Leclaire
Nov. 16	at Columbus	L. 3-2	1-2	1-4	2-4	KHABIBULIN/Garon
Nov. 27	vs. San Jose	L. 6-5	0-1	0-3	1-3	DESLAURIERS/Nabokov
Dec. 5	at Dallas	W. 3-2	2-1	2-5	1-5	DESLAURIERS/Turco
Dec. 7	at Florida	W. 3-2	2-1	2-3	1-3	DESLAURIERS/Vokoun
Feb. 11	at Los Angeles	W. 3-2	4-3	4-10	3-10	DESLAURIERS/Ersberg
Mar. 5	vs. Minnesota	W. 2-1	3-2	3-6	2-6	DESLAURIERS/Backstrom
Mar. 11	at Montreal	L. 5-4	0-1	0-5	1-5	DUBNYK/Halak
Mar. 19	vs. Detroit	W. 3-2	2-1	2-3	1-3	DUBNYK/Howard
Apr. 3	at Phoenix	L. 3-2	0-1	0-8	1-8	DESLAURIERS/Bryzgalov
Apr. 10	at Los Angeles	W. 3-2	2-1	2-2	1-3	DUBNYK/Quick

EDMONTON OILERS SHOOTOUT RESULTS 2010-11

2-9 (HOME 2-6; AWAY 0-3)

DATE	OPPONENT	FINAL SCORE	SHOOTOUT SCORE	GOALS-ATT EDM OPP	DECIDING GOAL	GOALTENDERS
Oct. 26	@ Calgary	L. 5-4	1-0	0-3	1-2	KHABIBULIN/Kiprusoff
Oct. 28	@ Columbus	L. 3-2	2-0	0-2	2-2	DUBNYK/Mason
Nov. 19	vs. Phoenix	L. 4-3	3-2	2-5	3-5	DUBNYK/Bryzgalov
Dec. 7	vs. Anaheim	L. 3-2	2-1	1-10	2-10	KHABIBULIN/Hiller
Dec. 10	vs. Tampa Bay	W. 4-3	2-0	2-3	0-2	KHABIBULIN/Ellis
Dec. 23	@ Los Angeles	L. 3-2	2-1	1-6	2-6	DUBNYK/Quick
Dec. 30	vs. Colorado	L. 4-3	1-0	0-3	1-2	DUBNYK/Anderson
Jan. 23	vs. Nashville	L. 3-2	1-0	0-3	1-2	DUBNYK/Rinne
Mar. 1	vs. Nashville	W. 2-1	2-1	2-4	1-4	GERBER/Rinne
Mar. 19	vs. Colorado	L. 3-2	1-0	0-4	1-4	KHABIBULIN/Elliott
Mar. 26	vs. Calgary	L. 5-4	1-0	0-3	1-2	DUBNYK/Kiprusoff

EDMONTON OILERS SHOOTOUT RESULTS 2011-12

5-7 (HOME 3-3; AWAY 2-4)

DATE	OPPONENT	FINAL SCORE	SHOOTOUT SCORE	GOALS-ATT EDM OPP	DECIDING GOAL	GOALTENDERS
Oct. 9	vs. PITTSBURGH	W. 2-1	2-1	2-3	1-3	DUBNYK/Johnson
Oct. 13	@ Minnesota	L. 2-1	2-1	1-4	2-4	KHABIBULIN/Backstrom
Oct. 20	vs. MINNESOTA	L. 2-1	1-0	0-3	1-3	KHABIBULIN/Backstrom
Nov. 30	vs. MINNESOTA	L. 3-2	4-3	3-6	4-6	KHABIBULIN/Backstrom
Jan. 23	vs. SAN JOSE	W. 2-1	2-1	2-4	1-4	DUBNYK/Greiss
Jan. 24	@ Vancouver	L. 3-2	2-1	1-5	2-4	DUBNYK/Luongo
Feb. 4	vs. DETROIT	W. 5-4	2-1	2-5	1-4	DUBNYK/MacDonald
Mar. 6	@ San Jose	W. 3-2	1-0	1-2	0-3	DUBNYK/Niemi
Mar. 10	@ Colorado	L. 3-2	2-0	0-2	2-2	KHABIBULIN/Varlamov
Mar. 18	vs. PHOENIX	L. 3-2	2-1	1-3	2-3	DUBNYK/Smith
Mar. 22	@ Tampa Bay	L. 3-2	3-2	2-6	3-6	KHABIBULIN/Roloson
Mar. 23	@ Florida	W. 2-1	1-0	1-4	0-4	DUBNYK/Theodore

EDMONTON OILERS SHOOTOUT RESULTS 2012-13

2-3 (HOME 1-1; AWAY 1-2)

DATE	OPPONENT	FINAL SCORE	SHOOTOUT SCORE	GOALS-ATT EDM OPP	DECIDING GOAL	GOALTENDERS
Jan. 20	at Vancouver	W. 3-2	2-0	2-2	0-2	DUBNYK/Luongo
Jan. 31	at San Jose	L. 3-2	2-0	0-2	2-3	DUBNYK/Niemi
Feb. 23	vs Phoenix	W. 3-2	2-0	2-2	0-2	KHABIBULIN/Smith
Mar. 5	at Columbus	L. 4-3	2-0	0-2	2-3	DUBNYK/Bobrovsky
Mar. 20	vs San Jose	L. 4-3	2-1	1-3	2-3	DUBNYK/Niemi



INDIVIDUAL CAREER SHOOTOUT STATISTICS (2005-06 TO 2012-13)

GOALTENDERS RECORD	SO	SAVES	ATT	SVPCT.	W-L	WPCT
Ty Conklin	1	0	2	.000	0-1	.000
Jeff Deslauries	8	29	40	.725	5-3	.625
Devan Dubnyk	20	42	68	.618	8-12	.400
Mathieu Garon	11	32	35	.914	11-0	1.000
Martin Gerber	1	3	4	.750	1-0	1.000
Nikolai Khabibulin	14	32	52	.615	4-10	.286
Jussi Markkanen	5	9	19	.474	1-4	.200
Mike Morrison	7	18	24	.750	5-2	.714
Dwayne Roloson	26	66	94	.702	13-13	.500
EDMONTON TOTALS	93	231	338	.683	48-45	.516

SHOOTERS RECORD	SO	GOALS	ATT	PCT.	DECIDING GOAL
Eric Belanger	2	0	2	.000	0
Gilbert Brule	8	3	8	.375	1
Andrew Coglian	3	0	3	.000	0
Mike Comrie	4	1	4	.250	1
Radek Dvorak	2	1	2	.500	1
Jordan Eberle	23	9	23	.391	1
Sam Gagner	51	16	51	.314	8
Tom Gilbert	3	0	3	.000	0
Alex Giroux	1	0	1	.000	0
Taylor Hall	11	3	11	.273	1
Teemu Hartikainen	1	0	1	.000	0
Ales Hemsky	58	20	58	.345	8
Shawn Horcoff	30	10	20	.500	6
Ryan Jones	3	0	3	.000	0
Ales Kotalik	2	2	2	1.000	1
Joffrey Lupul	1	0	2	.000	0
Ethan Moreau	1	0	1	.000	0
Ryan Nugent-Hopkins	6	2	6	.333	2
Robert Nilsson	18	7	18	.389	2
Linus Omark	7	2	7	.286	1
Patrick O'Sullivan	13	5	13	.385	2
Magnus Paajarvi	2	0	2	.000	0
Michael Peca	5	2	5	.400	0
Dustin Penner	11	1	11	.091	0
Fernando Pisani	14	6	14	.429	4
Marc Pouliot	5	1	5	.200	0
Ryan Potulny	5	3	5	.600	0
Marty Reasoner	4	1	4	.250	1
Sergei Samsonov	3	2	3	.667	1
Geoff Sanderson	1	0	1	.000	0
Rob Schremp	1	0	1	.000	0
Ryan Smyth	17	5	17	.294	3
Sheldon Souray	1	0	1	.000	0
Jarret Stoll	7	2	7	.286	1
Petr Sykora	5	1	5	.200	0
Patrick Thoresen	1	0	1	.000	0
Raffi Torres	8	3	8	.375	2
EDMONTON TOTALS	338	108	329	.328	47



EDMONTON OILERS YEAR-BY-YEAR SPECIAL TEAMS (1979-80 TO 2012-13)

SEASON	GP	GF	POWERPLAY			GA	PENALTY KILLING			PENALTY MINUTES				SHG	
			OPP	PCT.	RANK		OPP	PCT.	RANK	MINS	AVG.	BMI	RANK	F-A	RANK
1979-80	80	61	282	21.6	11/21	74	315	76.5	14/21	1528	19.1	16	3/21	11-4	2/4
1980-81	80	77	347	22.2	12/21	85	348	75.6	14/21	1544	19.3	18	14/21	13-7	4/4
1981-82	80	86	341	25.2	4/21	67	371	81.9	1/21	1473	18.4	20	11/21	12-8	4/8
1982-83	80	86	294	29.3	1/21	89	396	77.5	9/21	1771	22.1	28	2/21	22-6	1/2
1983-84	80	81	318	25.5	2/21	77	386	80.1	6/21	1577	19.7	18	7/21	36-12	1/13
1984-85	80	74	293	25.3	2/21	76	353	78.5	9/21	1567	19.6	12	7/21	25-5	1/1
1985-86	80	78	295	26.4	1/21	77	409	81.2	3/21	1928	24.1	28	5/21	27-15	1/17
1986-87	80	79	318	22.0	7/21	74	372	80.1	9/21	1721	21.5	26	14/21	28-8	1/5
1987-88	80	88	402	21.9	7/21	86	447	80.8	7/21	2173	27.2	22	12/21	20-11	2/7
1988-89	80	83	419	19.8	16/21	78	452	82.7	2/21	1931	24.1	20	11/21	27-17	1/19
1989-90	80	84	407	20.6	12/21	82	417	80.3	10/21	2046	25.6	22	9/21	22-6	1/2
1990-91	80	63	361	17.5	17/21	80	388	79.4	15/21	1823	22.8	22	14/21	13-4	6/1
1991-92	80	68	366	18.6	14/22	93	423	78.0	20/22	1907	23.8	24	10/22	12-15	8/20
1992-93	84	66	416	15.9	23/24	106	464	77.2	21/24	2027	24.1	14	6/24	17-10	6/5
1993-94	84	74	402	18.4	15/26	78	401	80.5	20/26	1858	22.1	12	8/26	2-9	26/5
1994-95	48	42	259	16.2	18/26	52	233	77.7	25/26	1183	24.6	12	2/26	8-8	4/21
1995-96	82	72	452	15.9	20/26	80	417	80.8	18/26	1709	20.8	12	9/26	10-12	17/14
1996-97	82	73	406	18.0	6/26	59	338	82.5	18/26	1368	16.7	18	19/26	9-13	16/22
1997-98	82	77	483	15.9	12/26	66	406	83.7	22/26	1690	20.6	10	9/26	10-11	13/15
1998-99	82	63	438	14.4	17/27	67	374	82.1	21/27	1373	16.7	12	11/26	8-10	8/18
1999-00	82	53	336	15.8	17/28	54	369	85.4	10/28	1344	16.4	16	5/28	9-4	7/3
2000-01	82	59	398	14.8	21/30	62	382	83.8	16/30	1287	15.7	10	13/30	13-4	5/2
2001-02	82	51	333	15.3	16/30	50	348	85.6	12/30	1267	15.5	6	10/30	12-7	4/12
2002-03	82	56	386	14.5	19/30	61	351	82.6	19/30	1203	14.7	16	13/30	13-8	1/14
2003-04	82	44	338	13.0	29/30	66	349	81.1	27/30	1220	14.9	22	16/30	13-8	4/13
2004-05	-	-	-	-	-	-	-	-	-	-	-	-	-	-	-
2005-06	82	88	485	18.1	14/30	76	478	84.1	8/30	1204	14.7	22	19/30	15-5	4/1
2006-07	82	53	373	14.2	27/30	59	382	84.6	8/30	1263	15.7	22	25/30	6-4	21/2
2007-08	82	57	344	16.6	20/30	56	366	84.7	5/30	1175	14.3	26	19/30	7-10	16/21
2008-09	82	60	354	17.0	21/30	76	338	77.5	27/30	1247	15.0	20	7/30	3-8	29/14
2009-10	82	52	301	17.3	18/30	67	305	78.0	26/30	1115	13.8	9	20/30	6-5	18/10
2010-11	82	44	304	14.5	27/30	82	321	77.0	29/30	1270	15.5	20	28/30	8-2	3/3
2011-12	82	54	262	20.6	3/30	52	296	82.4	14/30	942	11.5	20	18/30	5-8	14/21
2012-13	48	34	169	21.2	13/30	29	175	83.4	9/30	522	10.9	16	12/30	4-1	16/5

NOTE:

- Rank in penalty minutes is based on most to fewest PIM. For example, in 1979-80 the Oilers were the 3rd most penalized team in the NHL.
- Rank in shorthanded goals (SHG) is based on most SHG for and on fewest SHG against. For example, in 1979-80 the Oilers had the second most shorthanded goals for and the fourth fewest shorthanded goals against.

SPECIAL TEAMS

OILERS 2012-13 POWER PLAY STATS

	Goals	Attempts	%	Rank
Overall	34	169	20.1	7th
Home	18	85	21.2	12th
Road	16	84	19.0	8th

OILERS 2012-13 PENALTY KILLING STATS

	Goals	Disadvantages	%	Rank
Overall	29	175	83.4	9th
Home	15	86	82.6	18th
Road	14	89	84.3	7th



EDMONTON OILERS ALL-STAR SELECTIONS

1980
SECOND TEAM
Wayne Gretzky, Centre

1981
FIRST TEAM
Wayne Gretzky, Centre

1982
FIRST TEAM
Wayne Gretzky, Centre
Mark Messier, Left Wing

SECOND TEAM
Grant Fuhr, Goal
Paul Coffey, Defence

1983
FIRST TEAM
Wayne Gretzky, Centre
Mark Messier, Left Wing

SECOND TEAM
Paul Coffey, Defence

1984
FIRST TEAM
Wayne Gretzky, Centre

SECOND TEAM
Mark Messier, Left Wing
Jari Kurri, Right Wing
Paul Coffey, Defence

1985
FIRST TEAM
Wayne Gretzky, Centre
Jari Kurri, Right Wing
Paul Coffey, Defence

1986
FIRST TEAM
Wayne Gretzky, Centre
Paul Coffey, Defence

SECOND TEAM
Jari Kurri, Right Wing

1987
FIRST TEAM
Wayne Gretzky, Centre
Jari Kurri, Right Wing

1988
FIRST TEAM
Grant Fuhr, Goal
SECOND TEAM
Wayne Gretzky, Centre

1989
SECOND TEAM
Jari Kurri, Right Wing

1990
FIRST TEAM
Mark Messier, Centre

EDMONTON OILERS IN THE NHL ALL-STAR GAME

1979-80 (Detroit): Wayne Gretzky (F), Blair MacDonald (F)

1980-81 (Los Angeles): Wayne Gretzky (F)

1981-82 (Washington): Paul Coffey (D), Grant Fuhr (G), Wayne Gretzky (F), Mark Messier (F)

1982-83 (NY Islanders): Paul Coffey (D), Wayne Gretzky (F), Jari Kurri (F), Mark Messier (F)

1983-84 (New Jersey): Glenn Anderson (F), Paul Coffey (D), Grant Fuhr (G), Wayne Gretzky (F), Jari Kurri (F)*, Kevin Lowe (D), Mark Messier (F), Glen Sather (Coach)

1984-85 (Calgary): Glenn Anderson (F), Paul Coffey (D), Grant Fuhr (G), Wayne Gretzky (F), Mike Krushelnyski (F), Jari Kurri (F), Kevin Lowe (D), Andy Moog (G), Glen Sather (Coach)
1985-86 (Hartford): Glenn Anderson (F), Paul Coffey (D), Lee Fogolin (D), Grant Fuhr (G), Wayne Gretzky (F), Jari Kurri (F), Kevin Lowe (D), Mark Messier (F), Andy Moog (G), Glen Sather (Coach)

1986-87 (Rendez-Vous '87): Glenn Anderson (F), Paul Coffey (D)*, Grant Fuhr (G), Wayne Gretzky (F), Jari Kurri (F), Mark Messier (F), Esa Tikkanen (F)

1987-88 (St. Louis): Glenn Anderson (F), Grant Fuhr (G), Wayne Gretzky (F), Jari Kurri (F), Kevin Lowe (D), Mark Messier (F), Glen Sather (Coach)

1988-89 (Edmonton): Jimmy Carson (C), Grant Fuhr (G), Jari Kurri (RW), Kevin Lowe (D), Mark Messier (C), Glen Sather (Coach)

1989-90 (Pittsburgh): Jari Kurri (RW), Kevin Lowe (D), Mark Messier (C)

1990-91 (Chicago): Mark Messier (C), Bill Ranford (G), Steve Smith (D), John Muckler (Coach)

1991-92 (Philadelphia): Vincent Damphousse (LW)

1992-93 (Montreal): Dave Manson (D)

1993-94 (NY Rangers): Shayne Corson (LW)

1995-96 (Boston): Doug Weight (C)

1996-97 (San Jose): Jason Arnott (C)

1997-98 (Vancouver): Doug Weight (C)

1998-99 (Tampa Bay): Roman Hamrlik (D)

1999-00 (Toronto): Tommy Salo (G)

2000-01 (Colorado): Janne Niinimaa (D), Doug Weight (C)

2001-02 (Los Angeles): Tommy Salo (G)

Note: Mike Comrie (C) selected to NHL YoungStars Game

2002-03 (Florida): Eric Brewer (D)

Note: Ales Hemsky (RW) selected to NHL YoungStars Game, but was replaced by Shawn Horcoff (C) due to injury.

2003-04 (Minnesota): None

Note: Alexei Semenov (D) and Raffi Torres (LW) selected to NHL YoungStars Game.

2006-07 (Dallas): Ryan Smyth (LW)

Note: Ladislav Smid (D) selected to NHL YoungStars Game.

2007-08 (Atlanta): Shawn Horcoff (C)

Note: Sam Gagner (C) selected to NHL YoungStars Game.

2008-09 (Montreal): Sheldon Souray (D)

Note: Andrew Cogliano (C) selected to NHL YoungStars Game.

2010-11 (Carolina): *Ales Hemsky (RW)

Note: Taylor Hall (LW) and *Jordan Eberle (RW) selected to Rookie Team

2011-12 (Ottawa): Jordan Eberle (RW)

Note: *Ryan Nugent-Hopkins (C) selected to Rookie Team

* Selected to team but did not play.

EDMONTON OILERS NHL AWARD WINNERS

HART MEMORIAL TROPHY
(Most Valuable Player)

Wayne Gretzky

1980-87

Mark Messier

1989-90

JAMES NORRIS MEMORIAL TROPHY
(Outstanding Defenceman)

Paul Coffey

1984-85

1985-86

EMERY EDGE AWARD
(Plus-Minus Leader)

Charlie Huddy

1982-83

Wayne Gretzky

1983-84

1984-85

1986-87

ART ROSS TROPHY
(Leading Scorer)

Wayne Gretzky

1981-87

LADY BYNG MEMORIAL TROPHY
(Most Gentlemanly Player)

Wayne Gretzky

1979-80

Jari Kurri

1984-85

JACK ADAMS AWARD
(Coach of the Year)

Glen Sather

1985-86

LESTER B. PEARSON AWARD
(Outstanding Player as selected by the NHL Player's Association)

Wayne Gretzky

1982-85

1987

Mark Messier

1989-90

CONN SMYTHE TROPHY
(Stanley Cup MVP)

Mark Messier

1983-84

Wayne Gretzky

1984-85

1987-88

Bill Ranford

1989-90

VEZINA TROPHY
(Outstanding Goaltender)

Grant Fuhr

1987-88

KING CLANCY MEMORIAL TROPHY

Kevin Lowe

1989-90

Ethan Moreau

2008-09

BUDWEISER/NHL MAN OF THE YEAR

Kevin Lowe

1989-90



EDMONTON OILERS AWARD WINNERS – 1979-80 TO 2012-13

ZANE FELDMAN TROPHY (MVP)

1979-80	Blair MacDonald	1997-98	Doug Weight
1980-81	Wayne Gretzky	1998-99	Bill Guerin
1981-82	Wayne Gretzky	1999-00	Tommy Salo
1982-83	Wayne Gretzky	2000-01	Tommy Salo
1983-84	Wayne Gretzky	2001-02	Tommy Salo
1984-85	Wayne Gretzky	2002-03	Tommy Salo & Todd Marchant
1985-86	Wayne Gretzky	2003-04	Ethan Moreau
1986-87	Wayne Gretzky	2004-05	Not awarded – NHL Lockout
1987-88	Wayne Gretzky	2005-06	Chris Pronger
1988-89	Jari Kurri	2006-07	Dwayne Roloson
1989-90	Mark Messier	2007-08	Ales Hemsky
1990-91	Bill Ranford	2008-09	Ales Hemsky
1991-92	Bill Ranford	2009-10	Dustin Penner
1992-93	Bill Ranford	2010-11	Taylor Hall
1993-94	Bill Ranford	2011-12	Jordan Eberle
1994-95	Jason Arnott	2012-13	Taylor Hall
1995-96	Doug Weight		
1996-97	Curtis Joseph		

TOP FIRST YEAR OILER

1979-80	Dave Lumley	1999-00	Jim Dowd
1980-81	Glenn Anderson	2000-01	Not awarded
1981-82	Grant Fuhr	2001-02	Not awarded
1982-83	Randy Gregg	2002-03	Ales Hemsky
1983-84	Mark Messier*	2003-04	Not awarded
1984-85	Mike Krushelnyski	2004-05	Not awarded – NHL Lockout
1985-86	Craig MacTavish	2005-06	Matt Greene
1986-87	Craig Muni	2006-07	Ladislav Smid
1987-88	Craig Simpson	2007-08	Andrew Cogliano & Sam Gagner
1988-89	Jimmy Carson	2008-09	Lubomir Visnovsky
1989-90	Geoff Smith	2009-10	Gilbert Brule
1990-91	Anatoli Semenov	2010-11	Taylor Hall
1991-92	Vincent Damphousse	2011-12	Ryan Nugent-Hopkins
1992-93	Shayne Corson	2012-13	Justin Schultz & Nail Yakupov
1993-94	Jason Arnott		
1994-95	Todd Marchant		
1995-96	Curtis Joseph		
1996-97	Mike Grier		
1997-98	Roman Hamrlik		
1998-99	Tom Poti		

*Presented to the top playoff performer 1983-84 only.

UNsung HERO

1987-88	Charlie Huddy	2001-02	Steve Staios
1988-89	Charlie Huddy	2002-03	Ethan Moreau
1989-90	Bill Ranford	2003-04	Igor Ulanov
1990-91	Petr Klima	2004-05	Not awarded – NHL Lockout
1991-92	Joe Murphy	2005-06	Fernando Pisani
1992-93	Craig MacTavish	2006-07	Marty Reasoner
1993-94	Shayne Corson	2007-08	Steve Staios
1994-95	David Oliver	2008-09	Jason Strudwick
1995-96	Zdeno Ciger	2009-10	Jason Strudwick
1996-97	Doug Weight	2010-11	Ryan Jones
1997-98	Dean McAmmond	2011-12	Ladislav Smid
1998-99	Mike Grier	2012-13	Jeff Petry
1999-00	Ethan Moreau		
2000-01	Not awarded		

COMMUNITY SERVICE AWARD

1987-88	Mike Krushelnyski	2001-02	Georges Laraque
1988-89	Kevin Lowe	2002-03	Georges Laraque
1989-90	Craig Simpson	2003-04	Georges Laraque
1990-91	Craig Simpson	2004-05	Not awarded – NHL Lockout
1991-92	Kevin Lowe	2005-06	Georges Laraque
1992-93	Craig Simpson	2006-07	Jarret Stoll
1993-94	Kelly Buchberger	2007-08	Ethan Moreau
1994-95	Bill Ranford	2008-09	Ethan Moreau
1995-96	Luke Richardson	2009-10	Jason Strudwick
1996-97	Jason Arnott	2010-11	Jason Strudwick
1997-98	Todd Marchant	2011-12	Shawn Horcoff
1998-99	Pat Falloon	2012-13	Ryan Smyth
1999-00	Todd Marchant		
2000-01	Not awarded		

DEFENCEMAN OF THE YEAR

1979-80	Doug Hicks	1997-98	Boris Mironov
1980-81	Lee Fogolin	1998-99	Roman Hamrlik
1981-82	Kevin Lowe	1999-00	Jason Smith
1982-83	Charlie Huddy	2000-01	Jason Smith
1983-84	Paul Coffey	2001-02	Janne Niinimaa
1984-85	Paul Coffey	2002-03	Steve Staios
1985-86	Paul Coffey	2003-04	Jason Smith
1986-87	Kevin Lowe	2004-05	Not awarded – NHL Lockout
1987-88	Kevin Lowe	2005-06	Chris Pronger
1988-89	Charlie Huddy	2006-07	Jason Smith
1989-90	Craig Muni	2007-08	Tom Gilbert
1990-91	Steve Smith	2008-09	Sheldon Souray
1991-92	Norm Maciver	2009-10	Tom Gilbert
1992-93	Luke Richardson	2010-11	Ryan Whitney
1993-94	Igor Kravchuk	2011-12	Ladislav Smid
1994-95	Luke Richardson	2012-13	Ladislav Smid
1995-96	Bryan Marchment		
1996-97	Bryan Marchment		

TOP DEFENSIVE FORWARD

1987-88	Craig MacTavish	2001-02	Todd Marchant
1988-89	Esa Tikkanen	2002-03	Todd Marchant
1989-90	Craig MacTavish	2003-04	Shawn Horcoff
1990-91	Craig MacTavish	2004-05	Not awarded – NHL Lockout
1991-92	Craig MacTavish	2005-06	Ethan Moreau
1992-93	Kelly Buchberger	2006-07	Fernando Pisani
1993-94	Kelly Buchberger	2007-08	Fernando Pisani
1994-95	Kelly Buchberger	2008-09	Shawn Horcoff
1995-96	Kelly Buchberger	2009-10	Dustin Penner
1996-97	Kelly Buchberger	2010-11	Shawn Horcoff
1997-98	Mats Lindgren	2011-12	Shawn Horcoff
1998-99	Todd Marchant	2012-13	Ryan Nugent-Hopkins
1999-00	Mike Grier		
2000-01	Todd Marchant		

MOST POPULAR PLAYER

1987-88	Wayne Gretzky	2001-02	Mike Comrie
1988-89	Mark Messier	2002-03	Ryan Smyth
1989-90	Mark Messier	2003-04	Ryan Smyth
1990-91	Mark Messier	2004-05	Not awarded – NHL Lockout
1991-92	Kelly Buchberger	2005-06	Ryan Smyth
1992-93	Kelly Buchberger	2006-07	Dwayne Roloson
1993-94	Shayne Corson	2007-08	Ales Hemsky
1994-95	Kirk Maltby	2008-09	Ales Hemsky
1995-96	Doug Weight	2009-10	Ales Hemsky
1996-97	Curtis Joseph	2010-11	Ryan Jones
1997-98	Curtis Joseph	2011-12	Jordan Eberle
1998-99	Doug Weight	2012-13	Taylor Hall
1999-00	Georges Laraque		
2000-01	Doug Weight		

EDMONTON OILERS YEARLY MOLSON CUP WINNERS – 1979-80 TO 2012-13

1979-80	Wayne Gretzky	1996-97	Curtis Joseph
1980-81	Wayne Gretzky	1997-98	Curtis Joseph
1981-82	Wayne Gretzky	1998-99	Bill Guerin
1982-83	Wayne Gretzky	1999-00	Tommy Salo
1983-84	Wayne Gretzky	2000-01	Tommy Salo
1984-85	Wayne Gretzky	2001-02	Tommy Salo
1985-86	Wayne Gretzky	2002-03	Tommy Salo
1986-87	Wayne Gretzky	2003-04	Ryan Smyth
1987-88	Wayne Gretzky	2004-05	Not Awarded – NHL Lockout
1988-89	Grant Fuhr	2005-06	Ryan Smyth
1989-90	Mark Messier	2006-07	Dwayne Roloson
1990-91	Bill Ranford	2007-08	Mathieu Garon
1991-92	Joe Murphy	2008-09	Dwayne Roloson
1992-93	Bill Ranford	2009-10	Jeff Deslauriers
1993-94	Bill Ranford	2010-11	Taylor Hall
1994-95	Bill Ranford	2011-12	Taylor Hall
1995-96	Doug Weight	2012-13	Devan Dubnyk



OILERS 2012-13 MOLSON 3 STARS BY PLAYER AND MONTH

PLAYER	1ST	2ND	3RD	TOTAL	JAN.	FEB.	MAR.	APR.
Hall	3	2	5	10	1	1	4	4
Khabibulin	2	3	1	6	0	4	1	1
Dubnyk	8	2	5	15	4	4	3	4
Eberle	3	4	4	11	3	1	4	3
Paajarvi	0	3	0	3	0	0	3	0
Jones	0	0	1	1	0	0	1	0
Gagner	1	1	0	2	0	1	1	0
Belanger	0	0	0	0	0	0	0	0
Hemsky	1	3	1	5	0	4	1	0
Lander	0	0	0	0	0	0	0	0
Horcoff	1	0	0	1	0	0	1	0
Hartikainen	1	0	0	1	1	0	0	0
Hordichuk	0	0	0	0	0	0	0	0
Nugent-Hopkins	1	0	3	4	0	1	2	1
Peckham	0	0	0	0	0	0	0	0
Yakupov	0	3	2	5	1	0	1	3
Smyth	1	1	0	2	0	2	0	0
Petrell	0	0	1	1	1	0	0	0
Fistric	0	0	0	0	0	0	0	0
N. Schultz	0	0	0	0	0	0	0	0
Whitney	0	0	0	0	0	0	0	0
J. Schultz	1	2	2	5	2	0	0	3
Potter	0	0	0	0	0	0	0	0
Eager	0	0	0	0	0	0	0	0
Petry	1	1	3	5	0	1	3	1
Brown	0	0	1	1	0	0	1	0
Smid	0	0	0	0	0	0	0	0

2012-13 MONTHLY WINNERS

MONTH	PLAYER	STARS	CHARITY	DONATION
January	Dubnyk	2-0-2=20	Edmonton Food Bank	\$1,000
February	Dubnyk	3-1-0=20	Multiple Sclerosis Society	\$1,000
March	Hall	2-0-2=20	Boys and Girls Club	\$1,000
April	Dubnyk	1-0-3=20	Edmonton Humane Society	\$1,000



2012-13 EDMONTON OILERS MOLSON CUP STANDINGS

DATE	OPPONENT	RESULT	FIRST STAR	SECOND STAR	THIRD STAR	SELECTOR
Jan 20	@ Vancouver	W. 3-2(SO)	_____	Eberle	J. Schultz	Sportsnet
Jan. 22	vs San Jose	L. 6-3	_____	_____	J. Schultz	TSN
Jan. 24	vs Los Angeles	W. 2-1	Dubnyk	_____	Yakupov	TSN
Jan. 26	@ Calgary	L. 4-3	_____	_____	Eberle	Sportsnet
Jan. 28	vs Colorado	W. 4-1	Eberle	Hall	Dubnyk	Sportsnet
Jan. 30	@ Phoenix	W. 2-1	Dubnyk	_____	Petrell	Sportsnet
Jan. 31	@ San Jose	L. 3-2(SO)	Hartikainen	_____	Dubnyk	Sportsnet
Feb. 1	@ Colorado	L. 3-1	_____	Dubnyk	_____	Sportsnet
Feb. 4	vs Vancouver	L. 3-2	Dubnyk	Hemsky	_____	TSN
Feb. 6	vs Dallas	L. 3-2	Hemsky	_____	_____	TSN
Feb. 9	@ Detroit	L. 2-1	_____	Khabibulin	_____	HNIC
Feb. 10	@ Columbus	W. 3-1	Dubnyk	Gagner	_____	Sportsnet
Feb. 12	vs Dallas	L. 4-1	_____	Hall	_____	Sportsnet
Feb. 16	vs. Colorado	W. 6-4	Nugent-Hopkins	Hemsky	Eberle	HNIC
Feb. 19	vs. Los Angeles	L.3-1	_____	Khabibulin	_____	TSN
Feb. 21	vs. Minnesota	L. 3-1	_____	Smyth	_____	Sportsnet
Feb. 23	vs. Phoenix	W. 3-2(SO)	Smyth	_____	Khabibulin	Sportsnet
Feb. 25	@ Chicago	L. 3-2(OT)	_____	Khabibulin	_____	Sportsnet
Feb. 28	@ Dallas	W. 5-1	Dubnyk	Petry	Hemsky	Sportsnet
Mar. 1	@ St. Louis	L. 4-2	_____	_____	Yakupov	Sportsnet
Mar. 3	@ Minnesota	L.4-2	_____	Paajarvi	_____	Sportsnet
Mar. 5	@ Columbus	L.4-3(OT)	Petry	Paajarvi	_____	Sportsnet
Mar. 7	@ Detroit	L.3-0	_____	_____	Petry	Sportsnet
Mar. 8	@ Nashville	L.6-0	_____	_____	_____	Sportsnet
Mar. 10	@ Chicago	W.6-5	Gagner	_____	Nugent-Hopkins	Sportsnet
Mar. 12	@ Colorado	W.4-0	Dubnyk	Paajarvi	Petry	Sportsnet
Mar. 15	vs Detroit	L.3-2(OT)	Hall	_____	_____	Sportsnet
Mar. 17	vs Nashville	W.3-2	Dubnyk	Eberle	Hall	Sportsnet
Mar. 20	vs San Jose	L.4-3	Horcoff	_____	Jones	TSN
Mar. 23	vs St. Louis	L.3-0	_____	_____	_____	CBC
Mar. 25	@ Nashville	L.3-2	_____	_____	Eberle	Sportsnet
Mar. 26	@ St. Louis	W.3-0	Khabibulin	Eberle	Hall	Sportsnet
Mar. 28	vs. Columbus	W.6-4	Eberle	Hemsky	Brown	Sportsnet
Mar. 30	vs. Vancouver	W.4-0	Hall	Dubnyk	Nugent-Hopkins	CBC
Apr. 1	vs Calgary	W.4-1	Dubnyk	J. Schultz	Hall	Sportsnet
Apr. 3	@ Calgary	W.8-2	Hall	_____	Nugent-Hopkins	Sportsnet
Apr. 4	@ Vancouver	L.4-0	_____	_____	_____	Sportsnet
Apr. 6	@ Los Angeles	L.4-1	_____	_____	Dubnyk	Sportsnet
Apr. 8	@ Anaheim	L.2-1	_____	_____	Dubnyk	Sportsnet
Apr. 10	vs. Phoenix	L.3-1	_____	Yakupov	_____	Sportsnet
Apr. 13	vs. Calgary	L.4-1	_____	_____	_____	CBC
Apr. 16	vs. Minnesota	L.5-3	_____	Yakupov	_____	Sportsnet
Apr. 19	@ Colorado	W.4-1	Eberle	J. Schultz	Petry	Sportsnet
Apr. 21	@ Anaheim	L.3-1	_____	_____	Hall	Sportsnet
Apr. 22	vs. Anaheim	L.3-0	_____	_____	_____	Sportsnet
Apr. 24	vs. Chicago	L.4-1	_____	_____	Dubnyk	TSN
Apr. 26	@ Minnesota	W.6-1	Khabibulin	Eberle	Hall	Sportsnet
Apr. 27	vs. Vancouver	W.7-2	J. Schultz	Yakupov	Eberle	CBC



EDMONTON OILERS ENTRY DRAFT SELECTIONS

PLAYER	ROUND	NO.	POS.	AGE	LAST AMATEUR CLUB
1979					
LOWE, Kevin	1	21	D	20	Quebec Remparts (QMJHL)
MESSIER, Mark	3	48	LW	18	St. Albert Saints (AJHL)
ANDERSON, Glenn	4	69	RW	19	University of Denver (WCHA)
KOSTOVICH, Maxwell	4	84	LW	20	Portland Winter Hawks (WHL)
TOAL, Mike	5	105	C	20	Portland Winter Hawks (WHL)
BARNES, Blair	6	126	RW	19	Windsor Spitfires (OHL)
1980					
COFFEY, Paul	1	6	D	19	Kitchener Rangers (OHL)
BABCOCK, Shawn	3	48	RW	18	Windsor Spitfires (OHL)
KURRI, Jari	4	69	RW	20	Jokerit (Finland)
PODDUBNY, Walt	5	90	C/LW	20	Kingston Canadians (OHL)
WINTHER, Mike	6	111	C	19	Brandon Wheat Kings (WHL)
MOOG, Andy	7	132	G	20	Billings Bighorns (WHL)
POLMAN TUIN, Rob	8	153	G	20	Michigan Tech (WCHA)
PETERSSON, Lars-Gunnar	9	174	LW	20	Lulea H.F. (Sweden)
1981					
FUHR, Grant	1	8	G	18	Victoria Cougars (WHL)
STRUEBY, Todd	2	29	LW	18	Regina Pats (WHL)
HOUCK, Paul	4	71	RW	18	Kelowna Buckaroos (BCJHL)
DROUILLARD, Phil	5	92	LW	18	Niagara Falls Flyers (OHL)
SMITH, Steve	6	111	RW	18	London Knights (OHL)
HABSCHEID, Marc	6	113	C	18	Saskatoon Blades (WHL)
STURGEON, Mike	8	155	D	18	Kelowna Buckaroos (BCJHL)
HORAVA, Miloslav	9	176	D	19	Czechoslovakia
SHERVEN, Gord	10	197	C	18	Weyburn Red Wings (SJHL)
1982					
PLAYFAIR, Jim	1	20	D	18	Portland Winter Hawks (WHL)
GRAVES, Steve	2	41	LW	18	Sault Ste. Marie Greyhounds (OHL)
LONEY, Brent	3	62	LW	18	Cornwall Royals (OHL)
POUZAR, Jaroslav	4	83	LW	31	Czechoslovakia
BOETTGER, Dwayne	5	104	D	19	Toronto Marlboros (OHL)
SUMMANEN, Raimo	6	125	L/RW	20	Keiko-Reipas (Finland)
SMALL, Brian	7	146	RW	18	Ottawa 67's (OHL)
CLARK, Dean	8	167	D	18	St. Albert Saints (AJHL)
WOOD, Ian	9	188	G	18	Penticton Knights (BCJHL)
DION, Grant	10	209	D	18	Cowichan Valley (BCJHL)
SMITH, Chris	11	230	G	20	Regina Pats (WHL)
CRAWFORD, Jeff	12	251	LW	20	Regina Pats (WHL)
1983					
BEUKEBOOM, Jeff	1	19	D	18	Sault Ste. Marie Greyhounds (OHL)
GOLDEN, Mike	2	40	C	18	Reading High School (US HS)
FLANAGAN, Mike	3	61	D	18	Acton-Boxboro High School (US HS)
TIKKANEN, Esa	4	82	LW/C	18	Helsinki IFK Juniors (Finland)
BARBER, Don	6	124	LW	19	Kelowna Buckaroos (WHL)
DERKATCH, Dale	7	145	C	18	Regina Pats (WHL)
VOS, Ralph	8	166	LW	18	Abbotsford Flyers (BCJHL)
ROACH, Dave	9	187	G	18	New Westminster Royals (BCJHL)
YADLOWSKI, Warren	10	208	C	17	Calgary Wranglers (WHL)
MINER, John	11	229	D	17	Regina Pats (WHL)
WOODBURN, Steve	12	250	D	19	Verdun Juniors (QMJHL)
1984					
ODELEIN, Selmar	1	21	D	18	Regina Pats (WHL)
REAUGH, Daryl	2	42	G	19	Kamloops Oilers (WHL)
NORMAN, Todd	3	63	C	18	Hill Murray HS (US HS)
NOVAK, Rich	4	84	RW	18	Richmond (BCJHL)
LAMBERT, Richard	5	105	LW	18	Henry Carr (Jr. B)
VIVEIROS, Emanuel	6	106	D	18	Prince Albert Raiders (WHL)
DORNIC, Ivan	6	126	LW	22	Dukla Trencin (Czech)
RIIHUJARVI, Heikki	7	147	D	18	Kiekko-Espoo (Finland)
EWEN, Todd	8	168	RW	18	New Westminster Bruins (WHL)
CURTIS, Joel	10	209	LW	18	Oshawa Generals (OHL)
WHEELDON, Simon	11	229	C	18	Victoria Cougars (WHL)
GANI, Darren	12	250	D	19	Belleville Bulls (OHL)



PLAYER	ROUND	NO.	POS.	AGE	LAST AMATEUR CLUB
1985					
METCALFE, Scott	1	20	LW	18	Kingston Canadians (OHL)
CARNELLEY, Todd	2	41	D	18	Kamloops Blazers (WHL)
WARE, Mike	3	62	D	18	Hamilton Steelhawks (OHL)
KAPUSTA, Tomas	5	104	C	18	Gottwaldov (Czech)
TESSIER, Brian	6	125	G	18	North Bay Centennials (OHL)
TYERS, Shawn	7	146	RW	18	Kitchener Rangers (OHL)
FAIRFIELD, Tony	8	167	RW	17	St. Albert Saints (AJHL)
BUCHBERGER, Kelly	9	188	LW	18	Moose Jaw Warriors (WHL)
BARBE, Mario	10	209	D	18	Chicoutimi Saguenéens (QMJHL)
HEADON, Peter	11	230	C	18	Notre Dame High School (SJHL)
HALEY, John	12	251	G	18	Hull High School (US HS)
1986					
ISSEL, Kim	1	21	RW	18	Prince Albert Raiders (WHL)
NICHOLS, Jamie	2	42	LW	18	Portland Winter Hawks (WHL)
SHUDRA, Ron	3	63	D	18	Kamloops Blazers (WHL)
CURRIE, Dan	4	84	LW	18	Sault Ste. Marie Greyhounds (OHL)
HAAS, David	5	105	LW	18	London Knights (OHL)
ENNIS, Jim	6	126	D	18	Boston University Terriers (HE)
MATULIK, Ivan	7	147	LW	18	Slovan Bratislava (Czech)
BEAULIEU, Nicolas	8	168	LW	18	Drummondville Voltigeurs (QMJHL)
GREENLAY, Mike	9	189	G	17	Calgary Midgets "AAA"
LANZA, Matt	10	210	D	18	Winthrop High School (US HS)
BOZIK, Mojmir	11	231	D	24	Kosice (Czechoslovakia)
HAND, Tony	12	252	C	18	Murrayfield Racers (Scotland)
1987					
SOBERLAK, Peter	1	21	LW	18	Swift Current Broncos (WHL)
WERENKA, Brad	2	42	D	18	Northern Michigan U (WCHA)
SMITH, Geoff	3	63	D	18	St. Albert Saints (AJHL)
ERIKSSON, Peter	4	64	LW	21	HV 71 (Sweden)
Van ALLEN, Shaun	5	105	C	19	Saskatoon Blades (WHL)
TOUPAL, Radek	6	126	RW	19	Ceske Motor Budejovice (Czech)
SRSEN, Tomas	7	147	LW	19	Zetr Brno (Czech)
ELLINGSEN, Age	8	168	D	24	Storhamer (Norway)
ARMSTRONG, Gavin	9	189	G	18	RPI Engineers (ECAC)
TINKHAM, Mike	10	210	RW	18	Newburyport High School (US HS)
PAULETTI, Jeff	11	231	D	18	U of Minnesota (WCHA)
DUUS, Jesper	12	241	D	19	Rodovre SK (Denmark)
VYAZMIKIN, Igor	12	252	RW/LW	19	Central Red Army (USSR)
1988					
LEROUX, Francois	1	19	D	18	St. Jean Castors (QMJHL)
KOIVUNEN, Petro	2	39	C	18	K-Espoo (Finland)
SIM, Trevor	3	53	C	18	Seattle Thunderbirds (WHL)
BAUER, Collin	3	61	D	17	Saskatoon Blades (WHL)
BRAUER, Cam	4	82	D	18	RPI Engineers (ECAC)
MARTIN, Don	5	103	LW	20	London Knights (OHL)
BARRIE, Len	6	124	RW	19	Victoria Cougars (WHL)
GLOVER, Mike	7	145	RW	19	Sault Ste. Marie Greyhounds (OHL)
PODEIN, Shjon	8	166	C	20	U of Minnesota-Duluth (WCHA)
COLE, Tim	9	187	G	19	Woburn H.S. (US HS)
ZUBKOV, Vladimir	10	208	D	30	Central Red Army (USSR)
MacDONALD, Darin	11	229	LW	18	Boston University (HE)
TISDALE, Tim	12	250	C	20	Swift Current Broncos (WHL)
1989					
SOULES, Jason	1	15	D	18	Niagara Falls Thunder (OHL)
BORGO, Richard	2	36	RW	18	Kitchener Rangers (OHL)
BERANEK, Josef	4	78	C	19	Litvinov (Czech)
WHITE, Peter	5	92	LW	20	Michigan State University (CCHA)
SEMENOV, Anatoli	6	120	C	27	Moscow Dynamo (USSR)
PAYNE, Davis	7	140	LW	18	Michigan Tech University (WCHA)
YASHIN, Sergei	7	141	LW	27	Moscow Dynamo (USSR)
MARTINI, Darcy	8	162	D	20	Michigan Tech University (WCHA)
BOZEK, Roman	11	225	RW	25	Budejovice (Czech)
1990					
ALLISON, Scott	1	17	C	18	Prince Albert Raiders (WHL)
LEGAULT, Alexandre	2	38	RW	18	Boston University (HE)
CROWLEY, Joe	3	59	LW	18	Lawrence Academy (US HS)



PLAYER	ROUND	NO.	POS.	AGE	LAST AMATEUR CLUB
BLAIN, Joel	4	67	LW	18	Hull Olympiques (QMJHL)
LOUDER, Greg	5	101	G	18	Cushing Academy (US HS)
SAILYNOJA, Keijo	6	122	LW	20	Jokerit (Finland)
POWER, Mike	7	143	G	19	Western Michigan U (CCHA)
MEJZLIK, Roman	8	164	LW/C	22	Dukla Jihlava (Czech)
ZEMLICKA, Richard	9	185	LW/RW	26	Sparta Praha (Czech)
KORINEK, Petr	10	206	C	24	Skoda Plzen (Czech)
NUUTINEN, Sami	12	248	D	19	K-Espoo (Finland)
1991					
WRIGHT, Tyler	1	12	C	18	Swift Current Broncos (WHL)
RUCINSKY, Martin	1	20	LW	20	Litvinov (Czech)
VERNER, Andrew	2	34	G	18	Peterborough Petes (OHL)
BREEN, George	3	56	RW	17	Cushing Academy (US HS)
NOBILI, Mario	4	78	LW	20	Longueuil (QMJHL)
HAGGERTY, Ryan	5	93	C	18	Westminster (US HS)
OLIVER, David	7	144	RW	20	U of Michigan (CCHA)
KITCHING, Gary	8	166	C	20	Thunder Bay (USJHL)
BARLIE, Vegar	10	210	RW	18	Valerengen (Norway)
BELOSHEIKEN, Evgeny	11	232	G	25	Central Red Army (USSR)
RIIHUJARVI, Juha	12	254	RW	21	Oulu Karpat (Finland)
1992					
HULBIG, Joe	1	13	LW	18	St. Sebastian's (US HS)
REICHEL, Martin	2	37	RW	18	Freiburg (Germany)
ROY, Simon	3	61	D	18	Shawinigan Cataractes (QMJHL)
MALTBY, Kirk	3	65	RW	19	Owen Sound Platers (OHL)
INTRANUOVO, Ralph	4	96	C	18	Sault Ste. Marie Greyhounds (OHL)
GAGE, Joaquin	5	109	G	18	Portland Winter Hawks (WHL)
GIBSON, Steve	7	157	LW	19	Windsor Spitfires (OHL)
SHIM, Kyuin	8	181	RW	18	Sherwood Park Crusaders (AJHL)
SCHMIDT, Colin	8	190	C	18	Regina Midgets (Midget)
TUOMAINEN, Marko	9	205	RW	20	Clarkson University (ECAC)
RASMUSSEN, Bryan	11	253	LW	18	St. Louis Park (US HS)
1993					
ARNOTT, Jason	1	7	C	18	Oshawa Generals (OHL)
STAJDUHAR, Nick	1	16	D	18	London Knights (OHL)
VYBORNY, David	2	33	C	18	Sparta Praha (Czech Republic)
PADEN, Kevin	3	59	C	18	Detroit Jr. Red Wings (OHL)
KERCH, Alexander	3	60	RW	26	Dynamo Riga (CIS)
SATAN, Miroslav	5	111	C	18	Dukla Trencin (Slovakia)
ZHURIK, Alexander	7	163	D	18	Dynamo Minsk (CIS)
BAKULA, Martin	8	189	D	23	U of Alaska-Anchorage (WCHA)
NORTON, Brad	9	215	D	18	Cushing Academy (US HS)
MALTSEV, Oleg	10	241	LW	30	Chelyabinsk (CIS)
BYAKIN, Ilya	11	267	D	30	Landshut (Germany)
1994					
BONSIGNORE, Jason	1	4	C	18	Niagara Falls Thunder (OHL)
SMYTH, Ryan	1	6	LW	18	Moose Jaw Warriors (WHL)
WATT, Mike	2	32	LW	18	Stratford (OHA Jr. B)
NEILSON, Corey	3	53	D	17	North Bay Centennials (OHL)
SYMES, Brad	3	60	D	18	Portland Winter Hawks (WHL)
COPELAND, Adam	4	79	RW	18	Burlington (OHA Jr. B)
TARVAINEN, Jussi	4	95	C	18	KalPa Kuopio (Finland)
GASKINS, Jon	5	110	D	18	Dubuque (USJHL)
MARCHANT, Terry	6	136	LW	18	Niagara (NAJHL)
SHEPTAK, Curtis	7	160	LW	19	Olds Grizzlies (AJHL)
SHULGA, Dimitrius	7	162	RW	18	Tivoli Minsk (CIS)
WICKENHEISER, Chris	7	179	G	18	Red Deer Rebels (WHL)
GUINN, Rob	8	185	D	18	Newmarket Royals (OHL)
REID, Jason	8	188	D	18	St. Andrew's (CHS)
JABLONSKI, Jeremy	9	214	G	19	Victoria Cougars (WHL)
BENYSEK, Ladislav	11	266	D	19	Olomouc (Czech)
1995					
KELLY, Steve	1	6	C	18	Prince Albert Raiders (WHL)
LARAQUE, Georges	2	31	RW	18	St. Jean Lynx (QMJHL)
ZIB, Lukas	3	57	D	18	HC Ceske Budejovice (Czech)
MINARD, Mike	4	83	G	18	Chilliwack Chiefs (BCJHL)
SNOPEK, Jan	5	109	D	19	Oshawa Generals (OHL)
CERVEN, Martin	7	161	C	18	Dukla Trencin Jrs. (Slovakia)



PLAYER	ROUND	NO.	POS.	AGE	LAST AMATEUR CLUB
DOUGLAS, Stephen	8	187	D	18	Niagara Falls Thunder (OHL)
ANTONIN, Jiri	9	213	D	19	HC Pardubice Jrs. (Czech)
1996					
DEVEREAUX, Boyd	1	6	C	18	Kitchener Rangers (OHL)
DESCOTEAUX, Matthieu	1	19	D	18	Shawinigan Cataractes (QMJHL)
HAUT, Chris	2	32	D	18	Guelph Storm (OHL)
POTI, Tom	3	59	D	19	Cushing Academy (US HS)
URICK, Brian	5	114	RW	19	U of Notre Dame (CCHA)
RANDALL, Bryan	6	141	C	17	Medicine Hat Tigers (WHL)
BERNIER, David	7	168	C	18	St-Hyacinthe Laser (QMJHL)
LAFRANCE, Brandon	7	170	RW	19	Ohio State U (CCHA)
PISANI, Fernando	8	195	C	19	St. Albert Saints (AJHL)
HULTBERG, John	9	221	G	19	Kingston Frontenacs (OHL)
1997					
RIESEN, Michel	1	14	C	18	Biel (Switzerland)
DOVIGI, Patrick	2	41	G	17	Erie Otters (OHL)
YERKOVICH, Sergei	3	68	D	22	Las Vegas Thunder (IHL)
ELOFSSON, Jonas	4	94	D	18	Farjestad Karlstad (Sweden)
CHIMERA, Jason	5	121	C	18	Medicine Hat Tigers (WHL)
SARNO, Peter	6	141	C	17	Windsor Spitfires (OHL)
BOLIBRUCK, Kevin	7	176	D	20	Peterborough Petes (OHL)
HINZ, Chad	7	187	C	18	Moose Jaw Warriors (WHL)
KERR, Chris	8	205	D	18	Sudbury Wolves (OHL)
FOMITCHEV, Alexandre	9	231	G	18	St. Albert Saints (AJHL)
1998					
HENRICH, Michael	1	13	RW	18	Barrie Colts (OHL)
HENRY, Alex	3	67	D	18	London Knights (OHL)
HORCOFF, Shawn	4	99	C	20	Michigan State (CCHA)
ANTILA, Kristian	4	113	G	18	Ilves Tampere (Finland)
ELLIOTT, Paul	5	128	D	18	Medicine Hat Tigers (WHL)
SMIRNOV, Oleg	5	144	LW	18	Elektrostal (Russia)
ETTINGER, Trevor	6	159	D	17	Cape Breton Screaming Eagles (QMJHL)
MORRISON, Michael	7	186	G	18	Exeter (US HS)
LEFEBVRE, Christian	8	213	D	20	Baie-Comeau Drakkar (QMJHL)
SPIRIDONOV, Maxim	9	241	RW	20	London Knights (OHL)
1999					
RITA, Jani	1	13	RW	17	Jokerit Helsinki (Finland)
SEMINOV, Alexei	2	36	D	18	Sudbury Wolves (OHL)
SALMELAINEN, Tony	2	41	LW	17	HIFK Helsinki Jrs. (Finland)
HAUSER, Adam	3	81	G	19	U of Minnesota (WCHA)
COMRIE, Mike	3	91	C	18	U of Michigan (CCHA)
FAUTEUX, Jonathan	5	139	D	18	Les Foreurs De Val-D'Or (QMJHL)
LEGG, Chris	6	171	C	19	London Jr. B (OHA)
CHARTIER, Christian	7	199	D	18	Saskatoon Blades (WHL)
GROSCHE, Tomas	9	256	F	18	Hungarian National Team (Intl)
2000					
MIKHNOV, Alexei	1	17	LW	17	Yaroslavl 2 (Russia)
WINCHESTER, Brad	2	35	C/LW	19	U of Wisconsin (WCHA)
LIUBIMOV, Alexander	3	83	D	20	Samara (Russia)
DICKENSON, Lou	4	113	C/LW	17	Mississauga Ice Dogs (OHL)
FLACHE, Paul	5	152	D	18	Brampton Battalion (OHL)
NORRIE, Shaun	6	184	RW	17	Calgary Hitmen (WHL)
CULLEN, Joe	7	211	C/LW	19	Colorado College (WCHA)
LOMBARDI, Matthew	7	215	C	18	Les Tigres de Victoriaville (QMJHL)
PLATT, Jason	8	247	D	19	Omaha Lancers (USHL)
MURATOV, Evgeny	9	274	LW	19	Neftechimik (Russia)
2001					
HEMSKY, Ales	1	13	RW	17	Hull Olympiques (QMJHL)
LYNCH, Doug	2	43	D	18	Red Deer Rebels (WHL)
CARON, Ed	2	52	LW	19	Phillips-Exeter (USHS)
SMITH, Kenny	3	84	D	18	Harvard U (ECAC)
MARKKANEN, Jussi	5	133	G	26	Tappara Tampere (Finland)
BRENK, Jake	5	154	C	19	Breck (US HS)
SVENSK, Mikael	6	185	D	18	Frolunda Jrs. (Finland)
BAUM, Dan	7	215	C/LW	18	Prince George Cougars (WHL)
HAAKANEN, Kari	8	248	D	27	Jokerit Helsinki (Finland)
PISA, Ales	9	272	D	24	HC Pardubice (Czech Republic)
STEPHENSON, Shay	9	278	LW	17	Red Deer Rebels (WHL)



PLAYER	ROUND	NO.	POS.	AGE	LAST AMATEUR CLUB
2002					
NIINIMAKI, Jesse	1	15	C	18	Ilves Tampere (Finland)
DESLAURIERS, Jeff	2	31	G	18	Chicoutimi Saguenéens (QMJHL)
STOLL, Jarret	2	36	C	19	Kootenay Ice (WHL)
GREENE, Matt	2	44	D	19	Green Bay Gamblers (USHL)
RADUNSKIE, Brock	3	79	LW	19	Michigan State (CCHA)
KOLTSOV, Ivan	4	106	D	18	Cherepovets (Russia)
ALMTORP, Jonas	4	111	C	18	Modo Jrs. (Sweden)
FISHER, Glenn	5	148	G	19	Ft. Saskatchewan Traders (AJHL)
LUOMA, Mikko	6	181	D	26	Tappara Tampere (Finland)
DUFORT, Jean-Francois	7	205	LW	20	Cape Breton Screaming Eagles (QMJHL)
MURPHY, Patrick	7	211	LW	18	Newmarket Hurricanes (OPJHL)
HELMINEN, Dwight	8	244	C	19	U of Michigan (CCHA)
MICKA, Tomas	8	245	W	19	Slavia Jrs. (Czech Republic)
JOHANSSON, Fredrik	9	274	C	18	Frolunda Jrs. (Sweden)
2003					
POULIOT, Marc-Antoine	1	22	C	18	Rimouski Oceanic (QMJHL)
McDONALD, Colin	2	51	RW	18	New England Jr. Coyotes (EJHL)
JACQUES, Jean-Francois	2	68	LW	18	Baie Comeau Drakkar (QMJHL)
JOUKOV, Mishail	3	72	C/W	18	Arboga (Sweden)
STORTINI, Zachery	3	94	RW	17	Sudbury Wolves (OHL)
OLSSON, Kalle	5	147	W	18	Frolunda Jrs. (Sweden)
ROHLFS, David	5	154	RW	19	Compuware Ambassadors (NAHL)
UMICEVIC, Dragan	6	184	LW	18	Sodertalje SK (Sweden)
BRODZIAK, Kyle	7	214	C	19	Moose Jaw Warriors (WHL)
ROY, Mathieu	7	215	D	19	Val D'Or Foreurs (QMJHL)
HRABAL, Josef	8	248	D	17	Vsetin Jrs. (Czech Republic)
BODIE, Troy	9	278	RW	18	Kelowna Rockets (WHL)
2004					
DUBNYK, Devan	1	14	G	18	Kamloops Blazers (WHL)
SCHREMP, Rob	1	25	C	17	London Knights (OHL)
TESLYUK, Roman	2	44	D	18	Kamloops Blazers (WHL)
PAUKOVICH, Geoff	2	57	LW	18	U.S. National Under-18 Team
REDDOX, Liam	4	112	LW	18	Peterborough Petes (OHL)
YOUNG, Bryan	5	146	D	17	Peterborough Petes (OHL)
GORDICHUK, Max	6	177	D	18	Kamloops Blazers (WHL)
GOULET, Stephane	7	208	RW	18	Quebec Remparts (QMJHL)
SPURGEON, Tyler	8	242	C	18	Kelowna Rockets (WHL)
BJURLING, Bjorn	9	274	G	24	Djurgardens IF Stockholm (Sweden)
2005					
COGLIANO, Andrew	1	25	C	18	St. Michael's (OPJHL)
CHORNEY, Taylor	2	36	D	18	Shattuck-St. Mary's (USHS)
SYVRET, Danny	3	81	D	20	London Knights (OHL)
DEE, Bobby	3	86	C/W	18	Breck (USHS)
VANDE VELDE, Chris	4	97	C	18	Moorhead (USHS)
TRUKHNO, Viatcheslav	4	120	C	18	Prince Edward Island Rocket (QMJHL)
PETERSSON, Fredrik	5	157	LW	18	Frolunda Jr. (Sweden)
GLASSER, Matthew	7	220	LW	18	Fort McMurray Oil Barons (AJHL)
2006					
PETRY, Jeff	2	45	D	18	Des Moines (USHL)
PECKHAM, Theo	3	75	D	18	Owen Sound Attack (OHL)
PITTON, Bryan	5	133	G	18	Brampton Battalion (OHL)
WILD, Cody	5	140	D	19	Providence U (HEA)
BUMAGIN, Alexander	6	170	W	19	Lada Togliatti (Russia)
2007					
GAGNER, Sam	1	6	C	17	London Knights (OHL)
PLANTE, Alex	1	15	D	18	Calgary Hitmen (WHL)
NASH, Riley	1	21	C	18	Salmon Arm (BCHL)
OMARK, Linus	4	97	W	20	Lulea HF (Sweden)
KYTNAR, Milan	5	127	C	18	Topolcany (Slovak 2)
QUIST, William	6	157	W	17	Tingsryd (Sweden 3)
2008					
EBERLE, Jordan	1	22	C	18	Regina Pats (WHL)
MOTIN, Johan	4	103	D	18	Bofors (Sweden 2)
CORNET, Philippe	5	133	LW	18	Rimouski Oceanic (QMJHL)
HARTIKAINEN, Teemu	6	163	C	18	Kalpa Jrs. (Finland Jr.)
BENDFELD, Jordan	7	193	D	20	Medicine Hat Tigers (WHL)



PLAYER	ROUND	NO.	POS.	AGE	LAST AMATEUR CLUB
2009					
PAAJARVI-SVENSSON, Magnus	1	10	W	18	Timra (Sweden)
LANDER, Anton	2	40	C	18	Timra (Sweden)
HESKETH, Troy	3	71	D	18	Minnetonka (US HS)
ABNEY, Cameron	3	82	W	18	Everett (WHL)
BIGOS, Kyle	4	99	D	20	Vernon (BCHL)
RAJALA, Toni	4	101	W	18	Ilves (Finland Jr.)
ROY, Olivier	5	133	G	18	Cape Breton (QMJHL)
2010					
HALL, TAYLOR	1	1	LW	18	Windsor (OHL)
PITLICK, TYLER	2	31	C	18	Minnesota State (WCHA)
MARINCIN, MARTIN	2	46	D	18	Slovakia U20
HAMILTON, CURTIS	2	48	LW	18	Saskatoon (WHL)
MARTINDALE, RYAN	3	61	C	18	Ottawa (OHL)
BLAIN, JEREMIE	4	91	D	18	Acadie-Bathurst (QMJHL)
BUNZ, TYLER	5	121	G	18	Medicine Hat (WHL)
DAVIDSON, BRANDON	6	162	D	18	Regina (WHL)
CZERWONKA, DREW	6	166	LW	18	Kootenay (WHL)
PELSS, KRISTIANS	7	181	LW	17	Latvia
JONES, KELLEN	7	202	RW	19	Vernon (BCHL)
2011					
NUGENT-HOPKINS, RYAN	1	1	C	18	Red Deer (WHL)
KLEFBOM, OSCAR	1	19	D	17	Farjestads (SEL)
MUSIL, DAVID	2	31	D	18	Vancouver (WHL)
PERHONEN, SAMU	3	62	G	18	JYP Jr. (FNL)
EWANYK, TRAVIS	3	74	LW	18	Edmonton (WHL)
SIMPSON, DILLON	4	92	D	18	U of North Dakota (NCAA)
RIEDER, TOBIAS	5	114	C	18	Kitchener (OHL)
GERNAT, MARTIN	5	122	D	18	Kosice Jr. (SVK)
TUOHIMAA, FRANS	7	182	G	19	Jokerit Jr. (FNL)
2012					
YAKUPOV, NAIL	1	1	RW	18	Sarnia (OHL)
MOROZ, MITCHELL	2	32	LW	18	Edmonton (WHL)
KHAIRA, JUJHAR	3	63	LW	18	Prince George (BCHL)
ZHARKOV, DANIIL	3	91	LW	18	Belleville (OHL)
GUSTAFSSON, ERIK	4	93	D	20	Djurgardens (SEL)
LALEGGIA, JOEY	5	123	D	19	University of Denver (WCHA)
MCCARRON, JOHN	6	153	LW	20	Cornell University (NCAA)
2013					
DARNELL NURSE	1	7	D	18	Sault Ste. Marie Greyhounds (OHL)
MARC-OLIVIER ROY	2	56	RW	18	Blainville-Boisbriand Armada (QMJHL)
BOGDAN YAKIMOV	3	83	C	18	Reaktor Nizhnekamsk (VHL)
ANTON SLEPYSHEV	3	88	LW	19	Ufa (KHL)
JACKSON HOUCK	4	94	RW	18	Vancouver Giants (WHL)
KYLE PLATZER	4	96	C	18	London (OHL)
AIDAN MUIR	4	113	LW	18	Victory Honda U18 Midget (MWEHL)
EVAN CAMPBELL	5	128	LW	20	Langley Rivermen (BCHL)
BEN BETKER	6	158	D	18	Everett Silvertips (WHL)
GREG CHASE	7	188	C	18	Calgary Hitmen (WHL)



EDMONTON OILERS ALL-TIME JERSEY NUMBERS — 1979-80 TO 2012-13

- *Players listed have played in at least one regular-season or playoff game as an Oiler.
The most recent player to wear the number is listed first.*

- 1 Mike Morrison, Ty Conklin, Mike Minard, Joaquin Gage, Wayne Cowley, Ron Tugnutt, Peter Ing, Kari Takko, Grant Fuhr, Peter LoPresti, Don Cutts
- 2 Jim Vandermeer, Aaron Johnson, Matt Greene, Eric Brewer, Igor Ulanov, Brett Hauer, Boris Mironov, Bob Beers, Chris Joseph, Jim Ennis, Lee Fogolin
- 3 Al Hamilton (Number was retired on October 10, 1980.)
- 4 Taylor Hall, Kevin Lowe
- 5 Ladislav Smid, Alexei Semenov, Tom Poti, Greg de Vries, Brett Hauer, Brad Werenka, Steve Smith, Jim Playfair, Doug Hicks
- 6 Ryan Whitney, Jaroslav Spacek, Dan Smith, Bobby Dollas, Bryan Muir, Jeff Norton, Ken Sutton, Gord Mark, Ian Herbers, Brian Glynn, Jeff Beukeboom, Rick Chartraw, Dean Clark, Garry Lariviere, John Hughes, Colin Campbell
- 7 Daniel Cleary, Fredrik Lindquist, Jason Arnott, Martin Gelin, Mark Lamb, Paul Coffey, Ron Chipperfield (Number was retired on October 18, 2005.)
- 8 Dean Arsene, Geoff Sanderson, Alexei Mikhnov, Ales Pisa, Frank Musil, Doug Friedman, Ray Whitney, Sean Brown, Michel Petit, Zdeno Ciger, Joe Murphy, John LeBlanc, Doug Smith, John Miner, Wayne Van Dorp, Stu Kulak, Dave Lumley, Gord Sherven, Reg Kerr, Steve Graves, Kari Jalonen, Risto Siltanen
- 9 Bill Guerin, Mike Watt, Ralph Intranuovo, Glenn Anderson, Shayne Corson, Bernie Nicholls, Glenn Anderson, Kari Makkonen, Jim Harrison (Number was retired on January 18, 2009.)
- 10 Shawn Horcoff, Kevin Brown, Pat Falloon, Steve Kelly, Mariusz Czerkawski, Ryan Smyth, Ilya Byakin, Esa Tikkanen, Jaroslav Pouzar, Matti Hagman, Ron Areshenkoff
- 11 Mark Messier (Number was retired on February 27, 2007.)
- 12 Josh Green, Alex Giroux, Robert Nilsson, Sergei Samsonov, Mathieu Roy, Krys Kolanos, Mike Bishai, Bobby Allen, Josh Green, Michel Picard, Joe Hulbig, Jesse Belanger, Tyler Wright, Micah Aivazoff, Steve Rice, David Maley, Troy Mallette, Adam Graves, Jimmy Carson, Dave Hannan, Dave Hunter
- 13 Mike Brown, Cam Barker, Andrew Coglian, Todd Harvey, German Titov, Ken Linseman, Risto Jalo, Ken Linseman
- 14 Jordan Eberle, Raffi Torres, Jani Rita, Domenic Pittis, Bert Robertsson, Mats Lindgren, Kent Nilsson, Craig MacTavish, Esa Tikkanen, Ray Cote, Laurie Boschman, Walt Poddubny, Blair MacDonald
- 15 Nick Schultz, Joffrey Lupul, Kyle Brodziak, Brad Isbister, Marty Reasoner, Chad Kilger, Dan LaCouture, Drake Berehowsky, Joe Hulbig, David Roberts, Fredrik Olausson, Kevin Todd, Scott Thornton, Steve Rice, Greg Hawgood, Steve Rice, Dan Currie, David Haas, Tomas Srsen, Trevor Sim, Miroslav Frycer, Geoff Courtnall, Steve Graves, Kent Nilsson, Steve Graves, Jeff Brubaker, Mike Moller, Pat Conacher, Curt Brackenbury, Alex Tidey, Wayne Bianchin
- 16 Darcy Hordichuk, Colin Fraser, Ryan Potulny, Jarret Stoll, Mike York, Rem Murray, Kelly Buchberger, Selmar Odelein, Pat Hughes, Bobby Schmautz, Dan Newman
- 17 Rem Murray, Scott Thornton, Jari Kurri, Cam Connor (Number was retired on October 6, 2001.)
- 18 Ethan Moreau, Scott Fraser, Barrie Moore, Miroslav Satan, Dan McGillis, Kirk Maltby, Craig Simpson, Mark Lamb, Danny Gare, Mark Napier, Terry Martin, Ken Berry, Brett Callighen
- 19 Justin Schultz, Bryan Rodney, Patrick O'Sullivan, Marty Reasoner, Sven Butenschon, Chris Hajt, Boyd Devereaux, Kent Manderville, Tyler Wright, Brian Benning, Tyler Wright, Anatoli Semenov, Normand Lacombe, Danny Gare, Mike Rogers, Willy Lindstrom, Ken Berry, Don Ashby, Bill Flett
- 20 Eric Belanger, Curtis Glencross, Toby Petersen, Radek Dvorak, Marc-Andre Bergeron, Jochen Hecht, Jason Chimera, Josef Beranek, Tony Hrkac, Barrie Moore, David Oliver, Boris Mironov, Brad Zavisha, Jozef Cierny, Jeff Chychrun, Marc Laforge, Mike Hudson, Shaun Van Allen, Martin Gelin, Steve Dykstra, Keith Acton, Moe Mantha, Scott Metcalfe, Jaroslav Pouzar, Dave Lumley, Billy Carroll, Dave Lumley
- 21 Ales Kotalik, Ryan Potulny, Jason Smith, Daniel Lacroix, Ladislav Benysek, Valeri Zepelukin, Mariusz Czerkawski, Igor Kravchuk, Shayne Corson, Vincent Damphousse, Randy Gregg, Stan Weir
- 22 Jean-Francois Jacques, Rem Murray, Jani Rita, Anson Carter, Roman Hamrlík, Luke Richardson, Charlie Huddy, Ron Carter, Poul Popiel
- 23 Linus Omark, Dick Tarnstrom, Kyle Brodziak, Dick Tarnstrom, Cory Cross, Sean Brown, Dan McGillis, Nick Stajduhar, Jason Bonsignore, Vladimir Vujtek, Dan Currie, Martin Rucinsky, Dave Manson, Greg Hawgood, Tommy Lehmann, Tomas Jonsson, Keith Acton, Moe Lemay, Jim Wiemer, Marc Habscheid, Tom Roulston, Mike Forbes
- 24 Theo Peckham, Steve Staios, Christian Laflamme, Janne Niinimaa, Bryan Marchment, Dave Manson, Dan Currie, Brad Aitken, Kevin McClelland, Tom Roulston, Peter Driscoll
- 25 Andy Sutton, Joni Pitkanen, Jan Hejda, Krys Kolanos, Mike Grier, Greg de Vries, Mike Stapleton, Geoff Smith, Greg C. Adams, Mike Moller, Raimo Summanen, Reg Kerr, Todd Strueby, Don Jackson, Mike Toal
- 26 Kurtis Foster, Erik Cole, Brad Winchester, Mikko Luoma, Todd Marchant, Shjon Poiden, Dan Currie, David Shaw, David Haas, Shaun Van Allen, Max Middelndorf, Reijo Ruotsalainen, Peter Eriksson, Craig Redmond, Ken Hammond, Mike Krushelnyski, Tom Gorrence, Todd Strueby, Don Nachbaur, Mike Forbes, Pat Price
- 27 Dustin Penner, Georges Laraque, Ralph Intranuovo, Peter White, Todd Elik, Scott Mellanby, Dave Hunter, Kim Issel, Reed Larson, Ron Shudra, Dave Semenko



- 28 Ryan Jones, Jesse Boulerice, Patrick Thoresen, Danny Syvret, Jason Chimera, Alex Selivanov, Bill Huard, Jiri Sleggr, Roman Oksiuta, Mike Stapleton, Roman Oksiuta, Craig Muni, Ken Solheim, Gord Sherven, Larry Melnyk, John Blum, Lance Nethery, Todd Strueby, Roy Sommer, Dave Dryden
- 29 Martin Gerber, Daniel Tjarnqvist, Ty Conklin, Kari Haakana, Patrick Cote, Alex Selivanov, Steve Passmore, Jason Bowen, Louie DeBrusk, Josef Beranek, Igor Vyazmikin, Vladimir Ruzicka, Daryl Reaugh, Reijo Ruotsalainen, Jim Playfair, Don Jackson
- 30 Jussi Markkanen, Dominic Roussel, Bill Ranford, Bob Essensa, Bill Ranford, Warren Skorodenski, Mike Zanier, Ron Low
- 31 Joaquin Gage, Curtis Joseph, Fred Brathwaite, Grant Furh, Eddie Mio (Number was retired on October 9, 2003.)
- 32 Ryan Stone, Mathieu Garon, Matt Greene, Scott Ferguson, Craig Millar, Miroslav Satan, Dean Kennedy, Gord Mark, Ron Tugnutt, Dave Brown, Alan May, Nick Fotiu, Jim Wiemer, Daryl Reaugh
- 33 Colten Teubert, Steve MacIntyre, Peter Sarno, Jiri Dopita, Dan LaCouture, Marty McSorley, Dan McGillis, Marko Tuomainen, Scott Pearson, Norm Foster, Eldon Reddick, Kim Issel, Marty McSorley, Marco Baron, Lindsay Middlebrook, Gary Edwards, Bob Dupuis, Bryon Baltimore, John Bednarski
- 34 Yann Danis, Fernando Pisani, Sergei Zholtok, Michel Riesen, Jim Dowd, Vladimir Vorobiev, Jim Dowd, Donald Dufresne, Ryan McGillis, Len Esau, Brent Grieve, Gord Mark, Darcy Martini, Alexander Kerch, Todd Elik, Greg Hawgood, Mike Ware, Glen Cochrane, Scott Metcalfe, Dave Donnelly, Dean Hopkins
- 35 Nikolai Khabibulin, Dwayne Roloson, Tommy Salo, Mikhail Shtalenkov, Bryan Muir, Craig Millar, Bryan Muir, Adam Bennett, Francois Leroux, Mike Greenlay, Randy Exelby, Francois Leroux, Andy Moog, Jim Corsi
- 36 Charles Linglet, Mathieu Roy, Marc-Antoine Pouliot, Jarret Stoll, Shawn Horcoff, Dennis Bonvie, Ralph Intranuovo, Todd Marchant, Brad Werenka, Norm Maciver, Bruce Bell, Norm Maciver, Selmar Odelein
- 37 Lennart Petrell, Richard Petiot, Denis Grebeshkov, Michael Peca, Brian Swanson, Daniel Cleary, Dean McAmmond, Doug Halward, Dave Hunter, Tom McMurphy
- 38 Jeff Deslauriers, Chris Ferraro, Terran Sandwith, Iain Fraser
- 39 Chris Minard, Doug Weight
- 40 Devan Dubnyk, Danny Syvret, Stephen Valiquette, Scott Ferguson, Fred Brathwaite, Ken Sutton
- 41 Taylor Chorney, Jean-Francois Jacques, Bill McDougall, Brent Gilchrist
- 42 Ryan O'Marra, Yan Stastny, Tony Salmelainen, Kevin Brown, Doug Weight, Josef Beranek
- 43 Jason Strudwick, Dennis Bonvie
- 44 Corey Potter, Sheldon Souray, Rob Schremp, Chris Pronger, Doug Lynch, Janne Niinimaa
- 45 Mark Fistric, Shawn Belle, Toby Petersen, Ales Pisa
- 46 Zack Stortini, Jani Rita, Todd Reirden
- 47 Marc-Andre Bergeron, Paul Comrie, Don Murdoch
- 48 Alex Plante
- 49 Theo Peckham
- 51 Anton Lander, Philippe Cornet, Kyle Brodziak, Andrei Kovalenko
- 52 Jerred Smithson, Allan Rourke
- 54 Chris Vandevelde
- 55 Ben Eager, Igor Ulanov, Alex Henry, Igor Ulanov, Drew Bannister
- 56 Teemu Hartikainen
- 57 Anton Lander, Colin McDonald
- 58 Jeff Petry, Johan Motin
- 60 Sebastien Bisailon
- 62 Mark Arcobello, Tim Sestito
- 64 Nail Yakupov, Milan Kytmar, Jason Bonsignore
- 65 Mark Napier
- 67 Gilbert Brule
- 71 Lubomir Visnovsky, Petr Sykora
- 76 Bryan Young
- 77 Tom Gilbert, Adam Oates, Garry Unger
- 78 Marc Pouliot
- 83 Ales Hemsky
- 85 Liam Reddox, Petr Klima
- 88 Rob Schremp
- 89 Sam Gagner, Mike Comrie
- 91 Magnus Paajarvi, Mike Comrie
- 93 Ryan Nugent-Hopkins, Petr Nedved
- 94 Ryan Smyth
- 99 Wayne Gretzky (Number was retired on October 1, 1999.)



EDMONTON OILERS CAREER SCORING — 1979-80 TO 2012-13

	PLAYER	GP	G	A	PTS	PIM	PPG	SHG	WG	TG	HT	ENG
1.	Wayne Gretzky	696	583	1086	1669	323	125	55	61	14	43	25
2.	Jari Kurri	754	474	569	1043	348	107	31	60	16	20	8
3.	Mark Messier	851	392	642	1034	1122	89	36	43	14	13	12
4.	Glenn Anderson	845	417	489	906	798	126	13	73	9	20	8
5.	Paul Coffey	532	209	460	669	693	69	15	19	3	4	1
6.	RYAN SMYTH	852	284	311	595	689	121	6	44	7	5	4
7.	Doug Weight	588	157	420	577	527	39	2	17	4	1	9
8.	Esa Tikkanen	522	178	258	436	759	36	21	30	1	5	4
9.	SHAWN HORCOFF	765	155	280	435	487	38	5	24	1	1	3
10.	ALES HEMSKY	559	124	307	431	267	33	2	15	1	0	7
11.	Kevin Lowe	1037	74	309	383	1236	16	5	10	0	0	3
12.	Charlie Huddy	694	81	287	368	500	25	2	6	3	0	0
13.	Craig Simpson	419	185	180	365	475	75	0	21	1	2	3
14.	Todd Marchant	678	136	207	343	490	17	20	18	5	0	4
15.	Craig MacTavish	701	155	176	331	680	10	29	25	2	2	4
16.	Dave Hunter	653	119	171	290	776	3	6	15	4	0	1
17.	SAM GAGNER	414	91	167	258	203	29	0	7	0	0	2
18.	Kelly Buchberger	795	82	158	240	1747	5	12	24	2	1	0
19.	Jason Arnott	286	100	139	239	489	36	1	12	3	2	3
20.	Dave Lumley	386	90	140	230	582	8	1	15	4	2	2
21.	Mike Krushelnyski	290	95	131	226	213	24	1	7	3	1	0
22.	Steve Smith	385	46	172	218	1080	15	0	6	0	0	1
23.	Ethan Moreau	653	112	99	211	782	6	17	23	4	1	7
24.	Petr Klima	274	119	90	209	337	32	1	10	0	3	1
25.	Randy Gregg	453	40	148	188	309	3	3	7	0	0	1
	Janne Niinimaa	399	34	154	188	419	16	2	4	0	0	2
27.	Dustin Penner	304	94	93	187	189	33	1	13	0	0	0
28.	Mike Grier	448	81	102	183	292	10	10	11	1	1	6
29.	Ken Linseman	202	58	120	178	394	17	6	7	0	1	1
30.	Pat Hughes	300	88	83	171	330	9	11	20	2	1	0
31.	Joe Murphy	222	69	100	169	143	16	3	6	3	1	1
32.	Jarret Stoll	286	59	106	165	222	26	6	9	0	0	1
33.	Rem Murray	425	73	91	164	123	10	8	13	3	1	3
34.	Bill Guerin	211	79	82	161	354	36	0	7	1	0	3
	Dean McAmmond	303	61	100	161	149	19	0	9	0	0	1
36.	Boris Mironov	320	42	118	160	444	24	1	7	2	0	1
	Lee Fogolin	586	36	124	160	886	0	6	2	1	0	0
38.	Tom Gilbert	384	30	125	158	106	9	1	2	0	0	1
39.	Anson Carter	211	69	88	157	68	29	1	11	1	0	3
40.	JORDAN EBERLE	195	68	88	156	48	17	2	12	0	0	1
41.	Zdeno Ciger	204	64	91	155	55	21	0	6	2	0	2
42.	Fernando Pisani	402	80	73	153	190	14	4	7	1	1	3
43.	Risto Siltanen	206	38	113	151	104	14	1	4	2	1	1
44.	Kevin McClelland	428	56	94	150	1298	0	2	7	0	0	0
45.	Andrew Cogliano	328	57	89	146	137	6	3	13	0	0	1
46.	Steve Staios	573	35	111	146	743	4	3	3	0	0	0
47.	Brett Callighen	160	56	89	145	132	17	0	2	3	0	0
48.	Blair MacDonald	131	65	72	137	33	18	2	7	1	4	2
	Shayne Corson	192	53	84	137	413	22	2	5	1	1	3
50.	Dave Semenko	454	59	77	136	976	9	0	8	0	1	1
51.	Mike Comrie	192	61	72	133	149	19	0	12	3	0	3
52.	Marty Reasoner	351	45	76	121	209	10	3	3	0	0	3
53.	Raffi Torres	276	67	53	120	239	13	0	5	2	0	1
	Martin Gelinas	258	60	60	120	156	10	0	5	3	1	1
55.	Stan Weir	200	48	66	114	93	5	2	5	3	0	0
56.	Jason Smith	542	31	82	113	643	1	3	5	0	0	0
57.	Matti Hagman	147	41	71	112	34	7	0	2	0	0	0
	Mark Napier	175	41	71	112	35	6	2	4	2	0	0
	Georges Laraque	490	43	68	111	826	3	0	5	1	1	0
	Craig Muni	493	24	87	111	492	0	3	3	0	0	0
61.	Andrei Kovalenko	176	51	58	109	139	17	0	7	2	0	0
62.	Dave Manson	219	33	75	108	570	16	1	3	1	0	1
63.	Tom Poti	285	27	78	105	209	11	1	7	0	0	0
64.	Jimmy Carson	84	50	53	103	36	20	0	5	1	1	0
	Roman Hamrlik	196	22	81	103	186	12	1	3	1	0	1
66.	Josef Beranek	208	42	60	102	108	10	0	4	0	0	0
67.	Eric Brewer	315	29	71	100	210	12	0	6	1	0	0



EDMONTON OILERS ALL-TIME NHL ROSTER – 1979-80 TO 2012-13

PLAYER (NUMBERS)	SEASONS	REGULAR SEASON					PLAYOFFS				
		GP	G	A	PTS	PIM	GP	G	A	PTS	PIM
ACTON, Keith (20,23)	1988-89	72	14	21	35	68	7	2	0	2	16
ADAMS, Greg C. (25)	1989	49	4	5	9	82	-	-	-	-	-
AITKEN, Brad (24)	1991	3	0	1	1	0	-	-	-	-	-
AIVAZOFF, Micah (12)	1995	21	0	1	1	2	-	-	-	-	-
ALLEN, Bobby (12)	2003	1	0	0	0	0	-	-	-	-	-
ANDERSON, Glenn (9)	1981-91,96	845	417	489	906	798	164	81	102	183	314
ARCOBELLO, Mark (62)	2012-13	1	0	0	0	0	-	-	-	-	-
ARESHENKOFF, Ron (10)	1980	4	0	0	0	0	-	-	-	-	-
ARSENE, Dean (8)	2009-10	13	0	0	0	41	-	-	-	-	-
ARNOTT, Jason (7)	1994-98	286	100	139	239	489	12	3	6	9	18
ASHBY, Don (19)	1980-81	24	12	12	24	2	3	0	0	0	0
BALTIMORE, Bryon (33)	1980	2	0	0	0	4	-	-	-	-	-
BANNISTER, Drew (55)	1997-98	35	0	3	3	42	12	0	0	0	30
BARKER, Cam (13)	2011-12	25	2	0	2	23	-	-	-	-	-
BARON, Marco (G) (33)	1985	1	0	0	0	0	-	-	-	-	-
BEDNARSKI, John (33)	1980	1	0	0	0	0	-	-	-	-	-
BEERS, Bob (2)	1994	66	10	27	37	74	-	-	-	-	-
BELL, Bruce (36)	1990	1	0	0	0	0	-	-	-	-	-
BELLE, Shawn(45)	2010	5	0	0	0	0	-	-	-	-	-
BELANGER, Eric (20)	2011-13	104	4	15	19	42	-	-	-	-	-
BELANGER, Jesse (12)	1997	6	0	0	0	0	-	-	-	-	-
BENNETT, Adam (35)	1994	48	3	6	9	49	-	-	-	-	-
BENNING, Brian (19)	1993	18	1	7	8	59	-	-	-	-	-
BENYSEK, Ladislav (21)	1998	2	0	0	0	0	-	-	-	-	-
BERANEK, Josef (29,42,20)	1992-93,1999-2000	208	42	60	102	108	14	2	1	3	4
BEREHOWSKY, Drake (15)	1998	67	1	6	7	169	12	1	2	3	14
BERGERON, Marc-Andre (20,47)	2003-04,06-07	189	33	55	88	101	19	2	2	4	14
BERRY, Ken (19,18)	1982,84	28	4	6	10	19	-	-	-	-	-
BEUKEBOOM, Jeff (6)	1986-92	284	12	57	69	733	29	1	3	4	50
BIANCHIN, Wayne (15)	1980	11	0	0	0	7	-	-	-	-	-
BISAILLON, Sebastien (60)	2007	2	0	0	0	0	-	-	-	-	-
BISHAI, Mike (12)	2004	14	0	2	2	19	-	-	-	-	-
BLADON, Tom (23)	1981	1	0	0	0	0	-	-	-	-	-
BLUM, John (28)	1983-84	9	0	4	4	26	-	-	-	-	-
BONSIGNORE, Jason (23,64)	1995-96	21	1	2	3	4	-	-	-	-	-
BONVIE, Dennis (43,36)	1995-96,98	14	0	0	0	74	-	-	-	-	-
BOSCHMAN, Laurie (14)	1982-83	73	10	15	25	220	3	0	1	1	4
BOULERICE, Jesse (28)	2009	2	0	0	0	0	-	-	-	-	-
BOWEN, Jason (29)	1998	4	0	0	0	10	-	-	-	-	-
BRACKENBURY, Curt (15)	1981-82	72	2	9	11	165	2	0	0	0	0
BRATHWAITE, Fred (G) (31,40)	1994-96	40	0	0	0	2	-	-	-	-	-
BREWER, Eric (2)	2001-04	315	29	71	100	210	12	2	8	10	18
BRODZIAK, Kyle (15,23,51)	2006-09	175	26	33	59	60	-	-	-	-	-
BROWN, Dave (42)	1989-91	140	3	12	15	361	26	0	1	1	36
BROWN, Kevin (42,10)	1999-2000	19	4	2	6	0	1	0	0	0	0
BROWN, Mike	2012-13	27	1	0	1	53	-	-	-	-	-
BROWN, Sean (8,23)	1997-2002	269	12	23	35	664	4	0	0	0	33
BRUBAKER, Jeff (15)	1986	4	1	0	1	12	-	-	-	-	-
BRULE, Gilbert (67)	2009-11	117	26	23	49	91	-	-	-	-	-
BUCHBERGER, Kelly (16)	1987-99	795	82	158	240	1747	78	9	15	24	116
BUTENSCHON, Sven (19)	2001-02	21	1	1	2	6	-	-	-	-	-
BYAKIN, Ilya (10)	1994	44	8	20	28	30	-	-	-	-	-
CALLIGHEN, Brett (18)	1980-82	160	56	89	145	132	14	4	6	10	8
CAMPBELL, Colin (6)	1980	72	2	11	13	196	3	0	0	0	11
CARROLL, Billy (20)	1985-86	70	8	11	19	22	9	0	0	0	4
CARSON, Jimmy (12)	1989-90	84	50	53	103	36	7	2	1	3	6
CARTER, Anson (22)	2001-03	211	69	88	157	68	6	3	1	4	4
CARTER, Ron (22)	1980	2	0	0	0	0	-	-	-	-	-
CHARTRAW, Rick (6)	1984	24	2	6	8	21	1	0	0	0	2
CHIMERA, Jason (20,28)	2001-04	130	19	17	36	93	2	0	2	2	0
CHIPPERFIELD, Ron (7)	1980	67	18	19	37	24	-	-	-	-	-
CHORNEY, Taylor (41)	2009-12	59	1	6	7	16	-	-	-	-	-
CHYCHRUN, Jeff (20)	1994	2	0	0	0	0	-	-	-	-	-
CIERNY, Jozef (20)	1994	1	0	0	0	0	-	-	-	-	-
CIGER, Zdeno (8)	1993-96	204	64	91	155	55	-	-	-	-	-
CLARK, Dean (6)	1984	1	0	0	0	0	-	-	-	-	-



PLAYER (NUMBERS)	SEASONS	REGULAR SEASON					PLAYOFFS				
		GP	G	A	PTS	PIM	GP	G	A	PTS	PIM
CLEARY, Daniel (37,7)	2000-03	220	31	55	86	127	10	1	2	3	10
COCHRANE, Glen (34)	1989	12	0	0	0	52	-	-	-	-	-
COFFEY, Paul (7)	1981-87	532	209	460	669	693	94	36	67	103	167
COGLIANO, Andrew (13)	2008-11	328	57	89	146	137	-	-	-	-	-
COLE, Erik (26)	2009	63	16	11	27	63	-	-	-	-	-
COMRIE, Mike (89,91)	2001-03,09-10	235	74	80	154	179	12	2	2	4	10
COMRIE, Paul (47)	2000	15	1	2	3	4	-	-	-	-	-
CONACHER, Pat (15)	1984	45	2	8	10	31	3	1	0	1	2
CONKLIN, Ty (G) (1,29)	2002,04,06	60	0	0	0	19	1	0	0	0	0
CONNOR, Cam (17)	1980	38	7	13	20	136	-	-	-	-	-
CORNET, Philippe (51)	2012	2	0	1	1	0	-	-	-	-	-
CORSI, Jim (G) (35)	1980	26	0	3	3	6	-	-	-	-	-
CORSON, Shayne (21,9)	1993-95	192	53	84	137	413	-	-	-	-	-
COTE, Patrick (29)	2001	6	0	0	0	18	-	-	-	-	-
COTE, Ray (14)	1983-85	15	0	0	0	4	14	3	2	5	4
COURTNALL, Geoff (15)	1988	12	4	4	8	15	19	0	3	3	23
COWLEY, Wayne (G) (1)	1994	1	0	0	0	0	-	-	-	-	-
CROSS, Cory (23)	2003-04,06	113	11	20	31	102	6	0	1	1	2
CURRIE, Dan (15,24,23,26)	1991-93	17	1	0	1	6	-	-	-	-	-
CUTTS, Don (1)	1980	6	0	0	0	6	-	-	-	-	-
CZERKAWSKI, Mariusz (10,21)	1996-97	113	38	38	76	24	12	2	1	3	10
DAMPHOUSSE, Vincent (21)	1992	80	38	51	89	53	16	6	8	14	8
DANIS, Yann	2012-13	3	0	0	0	0	-	-	-	-	-
DeBRUSK, Louie (29)	1992-97	228	19	12	31	797	6	0	0	0	4
DESLAURIERS, Jeff (G) (38)	2009-10	58	0	4	4	8	-	-	-	-	-
DEVEREAUX, Boyd (19)	1998-2000	175	15	31	46	49	1	0	0	0	0
de VRIES, Greg (25,5)	1996-98	115	8	9	17	144	19	0	1	1	29
DOLLAS, Bobby (6)	1998	52	2	6	8	49	11	0	0	0	16
DONNELLY, Dave (34)	1988	4	0	0	0	4	-	-	-	-	-
DOPITA, Jiri (33)	2003	21	1	5	6	11	-	-	-	-	-
DOWD, Jim (36)	1999-2000	70	5	18	23	45	5	2	1	3	4
DRISCOLL, Peter (24)	1980-81	60	3	8	11	97	3	0	0	0	0
DRYDEN, Dave (G) (28)	1980	14	0	0	0	0	-	-	-	-	-
DUBNYK, Deavn (G) (40)	2009-13	139	0	0	0	0	-	-	-	-	-
DUFRESNE, Donald (34)	1996-97	64	1	7	8	31	3	0	0	0	0
DUPUIS, Bob (G) (33)	1980	1	0	0	0	0	-	-	-	-	-
DVORAK, Radek (20)	2003-04,06	154	27	59	86	66	20	1	2	3	4
DYKSTRA, Steve (20)	1988	15	2	3	5	39	-	-	-	-	-
EAGER, BEN (55)	2011-13	77	9	16	15	132	-	-	-	-	-
EBERLE, JORDAN (14)	2010-12	195	68	88	156	48	-	-	-	-	-
EDWARDS, Gary (G), (33)	1981	15	0	2	2	0	1	0	0	0	0
ELIK, Todd (24,27)	1993-94	18	1	9	10	14	-	-	-	-	-
ENNIS, Jim (2)	1988	5	1	0	1	10	-	-	-	-	-
ERIKSSON, Peter (26)	1990	20	3	3	6	24	-	-	-	-	-
ESAU, Len (34)	1995	14	0	6	6	15	-	-	-	-	-
ESSENSA, Bob (G) (30)	1997-99	74	0	1	1	4	1	0	0	0	0
EXELBY, Randy (G) (35)	1990	1	0	0	0	0	-	-	-	-	-
FALLOON, Pat (10)	1999-2000	115	22	36	58	24	4	0	1	1	4
FERGUSON, Scott (40,32)	1998,2001-04	201	7	13	20	288	11	0	0	0	8
FERRARO, Chris (38)	1999	2	1	0	1	0	-	-	-	-	-
FISTRIC, Mark	2012-13	25	0	6	6	32	-	-	-	-	-
FLETT, Bill (19)	1980	20	5	2	7	2	-	-	-	-	-
FOGOLIN, Lee (2)	1980-87	586	36	124	160	886	78	5	13	18	115
FORBES, Mike (23,26)	1980,82	18	1	7	8	26	-	-	-	-	-
FOSTER, KURTIS (26)	2010-11	74	8	14	22	45	-	-	-	-	-
FOSTER, Norm (G) (33)	1992	10	0	0	0	2	-	-	-	-	-
FOTIU, Nick (32)	1989	1	0	0	0	0	-	-	-	-	-
FRASER, COLIN (16)	2010-11	67	3	2	5	60	-	-	-	-	-
FRASER, Iain (38)	1995	13	3	0	3	0	-	-	-	-	-
FRASER, Scott (18)	1998	29	12	11	23	6	11	1	1	2	0
FRIEDMAN, Doug (8)	1998	16	0	0	0	20	-	-	-	-	-
FRYCER, Miroslav (15)	1989	14	5	5	10	18	-	-	-	-	-
FUHR, Grant (G) (1,31)	1982-1991	423	0	36	36	48	111	0	12	12	14
GAGE, Joaquin (G) (1,31)	1995-96,2001	23	0	1	1	4	-	-	-	-	-
GAGNER, Sam (89)	2008-13	414	91	167	258	203	-	-	-	-	-
GARE, Danny (19,18)	1987	18	1	3	4	6	-	-	-	-	-
GARON, Mathieu (G) (32)	2008-09	62	0	0	0	8	-	-	-	-	-



PLAYER (NUMBERS)	SEASONS	REGULAR SEASON					PLAYOFFS				
		GP	G	A	PTS	PIM	GP	G	A	PTS	PIM
GELINAS, Martin (20,7)	1989-1993	258	60	60	120	156	53	6	12	18	41
GILCHRIST, Brent (41)	1993	60	10	10	20	47	-	-	-	-	-
GILBERT, Tom (77)	2007-12	384	33	125	158	106	-	-	-	-	-
GIROUX, ALEXANDRE (12)	2011	8	1	1	2	2	-	-	-	-	-
GLENCROSS, Curtis (20)	2008	26	9	4	13	28	-	-	-	-	-
GLYNN, Brian (6)	1992-93	89	6	18	24	66	16	4	1	5	8
GORENCE, Tom (26)	1984	12	1	1	2	0	-	-	-	-	-
GRAVES, Adam (12)	1990-91	139	16	30	46	250	40	7	10	17	39
GRAVES, Steve (8,15)	1984,87-88	35	5	4	9	10	-	-	-	-	-
GREBESHKOV, Denis (37)	2008-10	190	16	60	76	86	-	-	-	-	-
GREEN, Josh (12)	2001-03, 11-12	88	11	8	19	71	3	0	0	0	0
GREENE, Matt (32, 2)	2006-08	151	1	12	13	205	18	0	1	1	34
GREGG, Randy (21)	1982-90	453	40	148	188	309	130	13	37	50	121
GREENLAY, Mike (G) (35)	1990	2	0	1	1	0	-	-	-	-	-
GRETZKY, Wayne (99)	1980-88	696	583	1086	1669	323	120	81	171	252	56
GRIER, Mike (25)	1997-2002	448	81	102	183	292	34	6	4	10	31
GRIEVE, Brent (34)	1994	24	13	5	18	14	-	-	-	-	-
GUERIN, Bill (9)	1998-2001	211	79	82	161	354	20	10	5	15	28
HAAKANA, Kari (29)	2003	13	0	0	0	4	-	-	-	-	-
HAAS, David (15,26)	1991	5	1	0	1	0	-	-	-	-	-
HABSCHEID, Marc (23)	1982-85	74	10	16	26	26	-	-	-	-	-
HAGMAN, Matti (10)	1981-82	147	41	71	112	34	12	5	1	6	6
HAJT, Chris (19)	2001	1	0	0	0	0	-	-	-	-	-
HALL, TAYLOR (4)	2010-13	171	65	80	145	96	-	-	-	-	-
HALWARD, Doug (37)	1989	24	0	7	7	25	2	0	0	0	0
HAMILTON, Al (3)	1980	31	4	15	19	20	1	0	0	0	0
HAMMOND, Ken (26)	1989	5	0	1	1	8	-	-	-	-	-
HAMRLIK, Roman (22)	1998-00	196	22	81	103	186	20	0	7	7	18
HANNAN, Dave (12)	1988	51	9	11	20	43	12	1	1	2	8
HARRISON, Jim (9)	1980	3	0	0	0	0	-	-	-	-	-
HARTIKAINEN, TEEMU (56)	2011-13	52	6	7	13	16	-	-	-	-	-
HARVEY, Todd (13)	2006	63	5	2	7	32	10	1	1	2	4
HAUER, Brett (5,2)	1996,2000	34	4	4	8	32	-	-	-	-	-
HAWGOOD, Greg (23,15,34)	1991-93	55	7	25	32	63	13	0	3	3	23
HECHT, Jochen (20)	2002	82	16	24	40	60	-	-	-	-	-
HEJDA, Jan (25)	2007	39	1	8	9	20	-	-	-	-	-
HEMSKY, Ales (83)	2003-04,06-13	597	133	318	451	283	30	6	11	17	14
HENRY, Alex (55)	2003	3	0	0	0	0	-	-	-	-	-
HERBERS, Ian (6)	1994	22	0	2	2	32	-	-	-	-	-
HICKS, Doug (5)	1980-82	186	17	67	84	183	12	1	1	2	6
HOPKINS, Dean (34)	1986	1	0	0	0	0	-	-	-	-	-
HORCOFF, SHAWN (36,10)	2001-04,06-13	796	162	285	447	511	35	10	13	23	18
HORDICHUK, DARCY (16)	2011-13	47	1	2	3	66	-	-	-	-	-
HRKAC, Tony (20)	1998	36	8	11	19	20	12	0	3	3	2
HUARD, Bill (28)	1998-99	33	0	1	1	72	4	0	0	0	2
HUDDY, Charlie (22)	1981-91	694	81	287	368	500	138	16	61	77	104
HUDSON, Mike (20)	1993	5	0	1	1	2	-	-	-	-	-
HUGHES, John (6)	1981	18	0	3	3	30	-	-	-	-	-
HUGHES, Pat (16)	1981-85	300	88	83	171	330	55	7	23	30	52
HULBIG, Joe (15,12)	1997-99	24	2	2	4	4	6	0	1	1	2
HUNTER, Dave (12,37,27)	1980-89	653	119	171	290	776	105	16	24	40	211
ING, Peter (G) (1)	1992	12	0	3	3	0	-	-	-	-	-
INTRANUOVO, Ralph (36,27,9)	1995-97	22	2	4	6	4	-	-	-	-	-
ISBISTER, Brad (15)	2003-04	64	13	10	23	63	6	0	1	1	12
ISSEL, Kim (27,33)	1989	4	0	0	0	0	-	-	-	-	-
JACKSON, Don (25,29)	1982-86	262	15	45	60	508	53	4	5	9	147
JACQUES, Jean-Francois (41,22)	2006-11	160	9	8	17	185	-	-	-	-	-
JALO, Risto (13)	1986	3	0	3	3	0	-	-	-	-	-
JALONEN, Kari (8)	1984	3	0	0	0	0	-	-	-	-	-
JOHNSON, Aaron (2)	2010	41	4	6	10	35	-	-	-	-	-
JONES, Ryan (28)	2010-13	205	38	28	66	101	-	-	-	-	-
JONSSON, Tomas (23)	1989	20	1	10	11	22	4	2	0	2	6
JOSEPH, Chris (2)	1988-94	154	12	39	51	205	5	1	3	4	2
JOSEPH, Curtis (G) (31)	1996-98	177	0	5	5	28	24	0	0	0	4



PLAYER (NUMBERS)	SEASONS	REGULAR SEASON				PIM	PLAYOFFS				
		GP	G	A	PTS		GP	G	A	PTS	PIM
KELLY, Steve (10)	1997-98	27	1	2	3	14	6	0	0	0	2
KENNEDY, Dean (32)	1995	40	2	8	10	25	-	-	-	-	-
KERCH, Alexander (34)	1994	5	0	0	0	2	-	-	-	-	-
KERR, Reg (25,8)	1984	3	0	0	0	0	-	-	-	-	-
KHABIBULIN, Nikolai (G) (35)	2009-13	117	0	0	0	4	-	-	-	-	-
KILGER, Chad (15)	1999-2001	87	9	5	14	39	7	0	0	0	4
KLIIMA, Petr (85)	1990-93,97	291	120	97	217	343	60	13	10	23	36
KOLANOS, Krys (25,12)	2006	6	0	0	0	2	-	-	-	-	-
KOTALIK, Ales (21)	2009	19	7	4	11	6	-	-	-	-	-
KOVALENKO, Andrei (51)	1997-99	176	51	58	109	139	13	4	3	7	8
KRAVCHUK, Igor (21)	1993-96	160	27	61	88	57	-	-	-	-	-
KRUSHELNYSKI, Mike (26)	1985-88	290	95	131	226	213	68	16	23	39	68
KULAK, Stu (8)	1987	23	3	1	4	41	-	-	-	-	-
KURRI, Jari (17)	1981-90	754	474	569	1043	348	146	92	110	202	101
KYTAR, Milan (64)	2012	1	0	0	0	0	-	-	-	-	-
LACOMBE, Normand (19)	1987-90	133	30	22	52	116	26	5	1	6	49
LaCOUTURE, Dan (15,33)	1999-2001	45	2	4	6	39	1	0	0	0	0
LACROIX, Daniel (21)	1999	4	0	0	0	13	-	-	-	-	-
LAFLAMME, Christian (24)	1999-2000	61	0	6	6	32	4	0	1	1	2
LAForge, Marc (20)	1994	5	0	0	0	21	-	-	-	-	-
LAMB, Mark (18,7)	1988-92	176	24	54	78	127	59	7	19	26	40
LANDER, ANTON (51)	2011-13	67	2	5	7	14	-	-	-	-	-
LARAUQUE, Georges (27)	1998-2004,06	490	43	68	111	826	36	3	6	9	64
LARIVIERE, Garry (6)	1981-83	92	1	25	26	61	14	0	5	5	6
LARSON, Reed (27)	1989	10	2	7	9	15	-	-	-	-	-
LeBLANC, John (8)	1989	2	1	0	1	0	1	0	0	0	0
LEHMANN, Tommy (23)	1990	1	0	0	0	0	-	-	-	-	-
LEMAY, Moe (23)	1987-88	14	1	2	3	38	9	2	1	3	11
LEROUX, Francois (35)	1989-93	11	0	3	3	11	-	-	-	-	-
LINDGREN, Mats (14)	1997-99	199	29	39	68	76	24	1	5	6	10
LINDQUIST, Fredrik (7)	1999	8	0	0	0	2	-	-	-	-	-
LINDSTROM, Willy (19)	1983-85	163	40	41	81	58	53	12	17	29	22
LINGLET, Charles (36)	2009-10	5	0	0	0	2	-	-	-	-	-
LINSEMAN, Ken (13)	1983-84,91	202	58	120	178	394	37	16	13	29	87
LoPRESTI, Peter (G) (1)	1981	2	0	0	0	0	-	-	-	-	-
LOW, Ron (G) (30)	1980-83	67	0	4	4	2	3	0	0	0	0
LOWE, Kevin (4)	1980-92,97-98	1037	74	309	383	1236	172	9	43	52	156
LUMLEY, Dave (20,8)	1980-87	386	90	140	230	582	61	6	8	14	131
LUOMA, Mikko (26)	2004	3	0	1	1	0	-	-	-	-	-
LUPUL, Joffrey (15)	2007	81	16	12	28	45	-	-	-	-	-
LYNCH, Doug (44)	2004	2	0	0	0	0	-	-	-	-	-
MacDONALD, Blair (14)	1980-81	131	65	72	137	33	3	0	3	3	0
MacINTYRE, Steve (33)	2009-11	60	2	1	3	140	-	-	-	-	-
MACIVER, Norm (36)	1990-92	79	8	39	47	65	31	1	6	7	18
MacTAVISH, Craig (14)	1986-94	801	155	176	331	680	113	13	24	37	143
MAKKONEN, Kari (9)	1980	9	2	2	4	0	-	-	-	-	-
MALEY, David (12)	1992-93	36	4	7	11	75	10	1	1	2	4
MALLETTE, Troy (12)	1992	15	1	3	4	36	-	-	-	-	-
MALTBY, Kirk (18)	1994-96	164	21	17	38	184	-	-	-	-	-
MANDERVILLE, Kent (19)	1996	37	3	5	8	38	-	-	-	-	-
MANSON, Dave (23,24)	1992-94	219	33	75	108	570	16	3	9	12	44
MANTHA, Moe (20)	1988	25	0	6	6	26	-	-	-	-	-
MARCHANT, Todd (36,26)	1994-2003	678	136	207	343	490	43	7	6	13	42
MARCHMENT, Bryan (24)	1995-98	216	7	37	44	576	3	0	0	0	4
MARK, Gord (34,32,6)	1994-95	30	0	3	3	78	-	-	-	-	-
MARKKANEN, Jussi (G) (30)	2002-04,06-07	102	0	2	2	4	7	0	0	0	0
MARTIN, Terry (18)	1985	4	0	2	2	0	-	-	-	-	-
MARTINI, Darcy (34)	1994	2	0	0	0	0	-	-	-	-	-
MAY, Alan (32)	1989	3	1	0	1	7	-	-	-	-	-
McAMMOND, Dean (37)	1994-99	303	61	100	161	149	12	1	4	5	12
McCLELLAND, Kevin (24)	1984-90	428	56	94	150	1298	95	10	17	27	276
McDONALD, Colin (57)	2009	2	1	0	1	0	-	-	-	-	-
McDOUGALL, Bill (41)	1994	4	2	1	3	4	-	-	-	-	-
McGILL, Ryan (34)	1995	8	0	0	0	8	-	-	-	-	-
McGILLIS, Dan (18,23)	1997-98	140	16	31	47	126	12	0	5	5	24
McMURCHY, Tom (37)	1988	9	4	1	5	8	-	-	-	-	-
McSORLEY, Marty (33)	1986-88,99	206	24	36	60	768	48	4	8	12	184
MELLANBY, Scott (27)	1992-93	149	38	44	82	344	16	2	1	3	29
MELNYK, Larry (28)	1984-86	34	2	14	16	36	18	1	4	5	26



PLAYER (NUMBERS)	SEASONS	REGULAR SEASON					PLAYOFFS				
		GP	G	A	PTS	PIM	GP	G	A	PTS	PIM
METCALFE, Scott (20,34)	1988	2	0	0	0	0	-	-	-	-	-
MESSIER, Mark (11)	1980-91	851	392	642	1034	1122	166	80	135	215	175
MIDDENDORF, Max (26)	1991	3	1	0	1	2	-	-	-	-	-
MIDDLEBROOK, Lindsay (G) (33)	1983	1	0	0	0	0	-	-	-	-	-
MIKHNOV, Alexei (8)	2007	2	0	0	0	0	-	-	-	-	-
MILLAR, Craig (35,32)	1997-99	36	4	2	6	29	-	-	-	-	-
MINARD, Chris (39)	2009-10	5	0	1	1	0	-	-	-	-	-
MINARD, Mike (G) (1)	2000	1	0	0	0	0	-	-	-	-	-
MINER, John (8)	1988	14	2	3	5	16	-	-	-	-	-
MIO, Eddie (G) (31)	1980-81	77	0	6	6	10	-	-	-	-	-
MIRONOV, Boris (20,2)	1994-99	320	42	118	160	444	24	5	11	16	43
MOLLER, Mike (15,25)	1986-87	7	2	1	3	0	-	-	-	-	-
MOOG, Andy (G) (35)	1981-87	235	0	11	11	46	37	0	1	1	4
MOORE, Barrie (18)	1997	4	0	0	0	0	-	-	-	-	-
MOREAU, Ethan (18)	1999-2004,06-10	653	112	99	211	782	40	2	6	8	43
MORRISON, Mike (G) (1)	2006	21	0	0	0	2	-	-	-	-	-
MOTIN, Johan (58)	2010	1	0	0	0	0	-	-	-	-	-
MUIR, Bryan (35,6)	1996-98	12	0	0	0	23	5	0	0	0	4
MUNI, Craig (28)	1987-93	493	24	87	111	492	83	0	15	15	94
MURDOCH, Don (47)	1980-81	50	15	11	26	22	3	2	0	2	0
MURPHY, Joe (8)	1990-92	222	69	100	169	91	53	16	29	45	42
MURRAY, Rem (17,16,22)	1997-2002,06	425	73	91	164	123	62	5	12	17	18
MUSIL, Frank (8)	1998-2001	69	1	7	8	46	8	0	0	0	8
NACHBAUR, Don (26)	1983	4	0	0	0	17	2	0	0	0	7
NAPIER, Mark (18,65)	1985-87	175	41	71	112	35	28	6	9	15	7
NEDVED, Petr (93)	2004,06	56	7	20	27	32	-	-	-	-	-
NETHERY, Lance (28)	1982	3	0	2	2	2	-	-	-	-	-
NEWMAN, Dan (16)	1980	10	3	1	4	0	-	-	-	-	-
NICHOLLS, Bernie (9)	1992-93	95	28	61	89	80	16	8	11	19	25
NIINIMAA, Janne (24,44)	1998-2003	399	34	154	188	419	26	1	5	6	22
NILSSON, Kent (15,14)	1987,95	23	6	12	18	4	21	6	13	19	11
NILSSON, Robert (12)	2007-10	199	31	67	98	64	-	-	-	-	-
NORTON, Jeff (6)	1996-97	92	6	27	33	58	-	-	-	-	-
NUGENT-HOPKINS, Ryan (93)	2011-13	102	22	54	76	24	-	-	-	-	-
OATES, Adam (77)	2004	60	2	16	18	8	-	-	-	-	-
ODELEIN, Selmar (16,36)	1986-89	18	0	2	2	35	-	-	-	-	-
OKSUITA, Roman (28)	1994-95	36	12	4	16	12	-	-	-	-	-
OLAUSSEN, Fredrik (15)	1994-96	108	9	35	44	54	-	-	-	-	-
OLIVER, David (20)	1995-97	141	37	35	72	58	-	-	-	-	-
OMARK, LINUS (23)	2010-12	65	8	22	30	34	-	-	-	-	-
O'MARRA, Ryan (42)	2009-11	24	1	5	6	13	-	-	-	-	-
O'SULLIVAN, Patrick (19)	2009-10	92	13	27	40	34	-	-	-	-	-
PAJAARVI, MAGNUS (91)	2010-13	163	26	32	58	34	-	-	-	-	-
PASSMORE, Steve (G) (29)	1999	6	0	1	1	2	-	-	-	-	-
PEARSON, Scott (33)	1994-95	100	20	22	42	219	-	-	-	-	-
PECA, Michael (37)	2006	71	9	14	23	56	24	6	5	11	20
PECKHAM, Theo (49, 24)	2008-13	160	4	13	17	388	-	-	-	-	-
PENNER, Dustin (27)	2008-11	304	94	93	187	189	-	-	-	-	-
PETERSEN, Toby (45,20)	2006-07	64	6	9	15	4	2	1	0	1	0
PETIOT, RICHARD (37)	2010	2	0	0	0	2	-	-	-	-	-
PETIT, Michel (8)	1997	18	2	4	6	20	-	-	-	-	-
PETRELL, LENNART (37)	2011-13	95	7	11	18	49	-	-	-	-	-
PETRY, JEFF (58)	2010-13	156	6	36	42	65	-	-	-	-	-
PICARD, Michel (12)	2000	2	0	0	0	2	-	-	-	-	-
PISA, Ales (45,8)	2002-03	50	1	3	4	26	-	-	-	-	-
PISANI, Fernando (34)	2003-04,06-10	402	80	73	153	190	30	15	4	19	12
PITKANEN, Joni (25)	2008	63	8	18	26	56	-	-	-	-	-
PITTIS, Domenic (14)	2001-02	69	4	11	15	57	3	0	0	0	2
PLANTE, Alex (48)	2010-12	10	0	2	2	15	-	-	-	-	-
PLAYFAIR, Jim (5,29)	1984	2	1	1	2	2	-	-	-	-	-
PODDUBNY, Walt (14)	1982	4	0	0	0	0	-	-	-	-	-
PODEIN, Shjon (26)	1993-94	68	16	11	27	33	-	-	-	-	-
POPIEL, Paul (22)	1980	10	0	0	0	0	-	-	-	-	-
POTI, Tom (5)	1999-2002	285	27	78	105	209	15	0	4	4	4
POTTER, Corey (44)	2011-13	95	7	18	25	30	-	-	-	-	-
POTULNY, Ryan (21,16)	2009-10	72	15	20	35	28	-	-	-	-	-
POULIOT, Marc-Antoine (36,78)	2006-10	176	21	32	53	74	-	-	-	-	-
POUZAR, Jaroslav (10,20)	1983-85,87	186	34	48	82	135	29	6	4	10	16



PLAYER (NUMBERS)	SEASONS	REGULAR SEASON					PLAYOFFS				
		GP	G	A	PTS	PIM	GP	G	A	PTS	PIM
PRICE, Pat (26)	1980-81	134	19	45	64	327	3	0	0	0	11
PRONGER, Chris (44)	2006	80	12	44	56	74	24	5	16	21	26
RANFORD, Bill (G) (30)	1988-96,2000	449	0	19	19	46	41	0	2	2	4
REAGH, Daryl (G) (32,29)	1985,88	7	0	0	0	0	-	-	-	-	-
REASONER, Marty (15,19)	2002-04,06-08	351	45	76	121	209	6	1	0	1	2
REDDICK, Eldon (G) (33)	1990-91	13	0	0	0	0	1	0	0	0	0
REDDOX, Liam (85)	2008-10	56	5	9	14	14	-	-	-	-	-
REDMOND, Craig (26)	1989	21	3	10	13	12	-	-	-	-	-
REIRDEN, Todd (46)	1999	17	2	3	5	20	-	-	-	-	-
RICE, Steve (15,12)	1992-94	94	19	20	39	66	-	-	-	-	-
RICHARDSON, Luke (22)	1992-97	436	13	65	78	630	28	0	7	7	59
RIESEN, Michel (34)	2001	12	0	1	1	4	-	-	-	-	-
RITA, Jani (46,14,22)	2002-04,06	36	6	1	7	6	-	-	-	-	-
ROBERTS, David (15)	1996	6	2	4	6	6	-	-	-	-	-
ROBERTSSON, Bert (14)	2000	52	0	4	4	34	5	0	0	0	0
RODNEY, Bryan (19)	2012	1	0	0	0	0	-	-	-	-	-
ROGERS, Mike (19)	1986	8	1	0	1	0	-	-	-	-	-
ROLOSON, Dwayne (G) (35)	2006-09	193	0	6	6	26	18	0	2	2	14
ROULSTON, Tom (23,24)	1981-84	137	36	32	68	64	18	2	2	4	2
ROURKE, Allan (52)	2008	13	0	0	0	5	-	-	-	-	-
ROUSSEL, Dominic (G) (30)	2001	8	0	0	0	2	-	-	-	-	-
ROY, Mathieu (12,36)	2006-08	30	2	1	3	57	-	-	-	-	-
RUCINSKY, Martin (23)	1992	2	0	0	0	0	-	-	-	-	-
RUOTSALAINEN, Reijo (29,26)	1987,90	26	6	15	21	12	43	4	16	20	22
RUZICKA, Vladimir (29)	1990	25	11	6	17	10	-	-	-	-	-
SALMELAINEN, Tony	2004	13	0	1	1	4	-	-	-	-	-
SALO, Tommy (G) (35)	1999-2004	334	0	4	4	20	21	0	1	1	2
SAMSONOV, Sergei (12)	2006	19	5	11	16	6	24	4	11	15	14
SANDERSON, Geoff (8)	2008	41	3	10	13	16	-	-	-	-	-
SANDWITH, Terran (38)	1998	8	0	0	0	6	-	-	-	-	-
SARNO, Peter (33)	2004	6	1	0	1	2	-	-	-	-	-
SATAN, Miroslav (32,18)	1996-97	126	35	28	63	44	-	-	-	-	-
SCHMAUTZ, Bobby (16)	1980	29	8	8	16	20	-	-	-	-	-
SCHREMP, Rob (44,88)	2007-09	7	0	3	3	2	-	-	-	-	-
SCHULTZ, Justin (19)	2012-13	48	8	19	27	8	-	-	-	-	-
SCHULTZ, NICK (15)	2011-13	68	1	12	13	34	-	-	-	-	-
SELIVANOV, Alexander (28,29)	1999-2000	96	35	26	61	70	7	0	1	1	10
SEMENKO, Dave (27)	1980-87	454	59	77	136	976	69	6	6	12	193
SEMENOV, Anatoli (19)	1990-92	116	35	38	73	42	22	6	6	12	12
SEMENOV, Alexei (5)	2003-04,06	103	4	10	14	107	6	0	0	0	0
SESTITO, Tim (62)	2009	1	0	0	0	0	-	-	-	-	-
SHAW, David (26)	1992	12	1	1	2	8	-	-	-	-	-
SHERVEN, Gord (8,28)	1984-86	44	11	8	19	14	-	-	-	-	-
SHTALENKOV, Mikhail (G) (35)	1999	34	0	0	0	2	-	-	-	-	-
SHUDRA, Ron (27)	1988	10	0	5	5	6	-	-	-	-	-
SILTANEN, Risto (8)	1980-82	206	38	113	151	104	16	5	2	7	20
SIM, Trevor (15)	1990	3	0	1	1	2	-	-	-	-	-
SIMPSON, Craig (18)	1988-93	419	185	180	365	475	67	36	32	68	56
SKORODENSKI, Warren (G) (30)	1988	3	0	0	0	0	-	-	-	-	-
SLEGR, Jiri (28)	1995-96	60	5	18	23	88	-	-	-	-	-
SMID, Ladislav (5)	2007-13	457	10	53	63	375	-	-	-	-	-
SMITH, Dan (6)	2006	7	0	0	0	7	-	-	-	-	-
SMITH, Doug (8)	1989	19	1	1	2	9	-	-	-	-	-
SMITH, Geoff (25)	1990-94	306	11	56	67	192	12	0	1	1	6
SMITH, Jason (21)	1999-2004,06-07	542	31	82	113	643	45	1	8	9	49
SMITH, Steve (5)	1985-91	385	46	172	218	1080	87	10	29	39	216
SMITHSON, Jerred (52)	2012-13	10	1	0	1	2	-	-	-	-	-
SMYTH, Ryan (10,94)	1995-2004,06-07, 11-13	899	286	322	608	729	68	22	21	43	76
SOLHEIM, Ken (28)	1986	6	1	0	1	5	-	-	-	-	-
SOMMER, Roy (28)	1981	3	1	0	1	7	-	-	-	-	-
SOURAY, Sheldon (44)	2008-10	144	30	46	76	199	-	-	-	-	-
SPACEK, Jaroslav (6)	2006	31	5	14	19	24	24	3	11	14	24
SRSEN, Tomas (15)	1991	2	0	0	0	0	-	-	-	-	-
STAIOS, Steve (24)	2002-04,06,10	573	35	111	146	743	30	1	5	6	32
STAJDUHAR, Nick (23)	1996	2	0	0	0	4	-	-	-	-	-
STAPLETON, Mike (28,25)	1994-95	69	11	20	31	49	-	-	-	-	-
STASTNY, Yan (42)	2006	3	0	0	0	0	-	-	-	-	-
STOLL, Jarret (36,16)	2003-04,06,08	286	59	106	165	238	24	4	6	10	24
STONE, Ryan (32)	2009-10	27	0	6	6	48	-	-	-	-	-



PLAYER (NUMBERS)	SEASONS	GP	REGULAR SEASON				PLAYOFFS				
			G	A	PTS	PIM	GP	G	A	PTS	PIM
STORTINI, Zack (46)	2007-11	256	14	27	41	718	-	-	-	-	-
STRUDWICK, Jason (43)	2009-11	186	2	10	12	133	-	-	-	-	-
STRUEBY, Todd (28,25,26)	1982-84	5	0	1	1	2	-	-	-	-	-
SUMMANEN, Raimo (25)	1984-87	132	30	33	63	33	10	2	5	7	0
SUTTON, ANDY (25)	2011-12	52	3	7	10	80	-	-	-	-	-
SUTTON, Ken (40,6)	1995-96	44	3	9	12	51	-	-	-	-	-
SWANSON, Brian (37)	2001-03	68	4	12	16	16	-	-	-	-	-
SYKORA, Petr (71)	2007	82	22	31	53	40	-	-	-	-	-
SYVRET, Danny (28,40)	2006-07	26	0	1	1	12	-	-	-	-	-
TAKKO, Kri (G) (1)	1991	11	0	1	1	0	-	-	-	-	-
TARNSTROM, Dick (23)	2006,08	51	2	7	9	64	12	0	2	2	10
TEUBERT, COLTEN (33)	2011-12	24	0	1	1	25	-	-	-	-	-
THORESEN, Patrick (28)	2007-08	85	6	13	19	58	-	-	-	-	-
THORNTON, Scott (17,15)	1992-96	209	23	30	53	385	1	0	0	0	0
TIDEY, Alex (15)	1980	5	0	0	0	8	-	-	-	-	-
TIKKANEN, Esa (14,10)	1985-93	522	178	258	436	759	114	51	46	97	171
TITOV, German (13)	2000	7	0	4	4	4	5	1	1	2	0
TJARNQVIST, Daniel (29)	2007	37	3	12	15	30	-	-	-	-	-
TOAL, Mike (25)	1980	3	0	0	0	0	-	-	-	-	-
TODD, Kevin (15)	1993	25	4	9	13	10	-	-	-	-	-
TORRES, Raffi (14)	2004,06-08	276	67	53	120	239	22	4	7	11	16
TUGNUTT, Ron (G) (1,32)	1992-93	29	0	0	0	4	2	0	0	0	0
TUOMAINEN, Marko (33)	1995	4	0	0	0	0	-	-	-	-	-
ULANOV, Igor (2,55)	2000-01,04,06	160	11	42	53	157	11	0	0	0	10
UNGER, Garry (77)	1981-83	75	9	13	22	83	13	1	0	1	25
VALIQUETTE, Stephen (G) (40)	2004	1	0	0	0	0	-	-	-	-	-
Van ALLEN, Shaun (26,20)	1991,93	23	1	4	5	6	-	-	-	-	-
VAN DORP, Wayne (8)	1987	3	0	0	0	25	3	0	0	0	2
VANDERMEER, Jim (2)	2010-11	62	2	12	14	74	-	-	-	-	-
VANDEVELDE, CHRIS (54)	2011-13	28	1	2	3	18	-	-	-	-	-
VISNOVSKY, Lubomir (71)	2009	50	8	23	31	30	-	-	-	-	-
VOROBIEV, Vladimir (34)	1999	2	2	0	2	2	1	0	0	0	0
VUJTEK, Vladimir (23)	1993-94	70	5	25	30	22	-	-	-	-	-
VYAZMIKIN, Igor (29)	1991	4	1	0	1	0	-	-	-	-	-
WARE, Mike (34)	1989-90	5	0	1	1	15	-	-	-	-	-
WATT, Mike (9)	1998	14	1	2	3	4	-	-	-	-	-
WEIGHT, Doug (42,39)	1993-2001	588	157	420	577	445	39	10	23	33	58
WEIR, Stan (21)	1980-82	200	48	66	114	93	10	0	0	0	4
WERENKA, Brad (36,5)	1993-94	42	5	7	12	38	-	-	-	-	-
WHITE, Peter (27)	1994-96	61	10	12	22	2	-	-	-	-	-
WHITNEY, Ray (8)	1998	9	1	3	4	0	-	-	-	-	-
WHITNEY, Ryan (6)	2010-12	105	8	50	58	71	-	-	-	-	-
WIEMER, Jim (23,32)	1988	12	1	2	3	15	2	0	0	0	2
WINCHESTER, Brad (26)	2006-07	78	4	6	10	107	10	1	2	3	4
WRIGHT, Tyler (19,12)	1993-96	41	3	1	4	70	-	-	-	-	-
YAKUPOV, Nail (64)	2012-13	48	17	14	31	24	-	-	-	-	-
YOUNG, Bryan (76)	2007-08	17	0	0	0	10	-	-	-	-	-
YORK, Mike (16)	2002-04	144	40	57	97	25	6	0	2	2	2
ZANIER, Mike (G) (30)	1985	3	0	0	0	0	-	-	-	-	-
ZAVISHA, Brad (20)	1994	2	0	0	0	0	-	-	-	-	-
ZELEPUKIN, Valeri (21)	1998	33	2	10	12	57	8	1	2	3	2
ZHOLTOK, Sergei (34)	2001	37	4	16	20	22	3	0	0	0	0



EDMONTON OILERS ALL-TIME CAREER LEADERS (1979-80 TO 2012-13)

GAMES PLAYED

1. Kevin Lowe.....	1037
2. RYAN SMYTH.....	899
3. Mark Messier.....	851
4. Glenn Anderson.....	845
5. SHAWN HORCOFF.....	796
6. Kelly Buchberger.....	795
7. Jari Kurri.....	754
8. Craig MacTavish.....	701
9. Wayne Gretzky.....	696
10. Charlie Huddy.....	694

GOALS

1. Wayne Gretzky.....	583
2. Jari Kurri.....	474
3. Glenn Anderson.....	417
4. Mark Messier.....	392
5. RYAN SMYTH.....	286
6. Paul Coffey.....	209
7. Craig Simpson.....	185
8. Esa Tikkanen.....	178
9. Doug Weight.....	157
10. Craig MacTavish.....	155

ASSISTS

1. Wayne Gretzky.....	1086
2. Mark Messier.....	642
3. Jari Kurri.....	589
4. Glenn Anderson.....	489
5. Paul Coffey.....	460
6. Doug Weight.....	420
7. RYAN SMYTH.....	322
8. ALES HEMSKY.....	318
9. Kevin Lowe.....	309
10. Charlie Huddy.....	287

POINTS

1. Wayne Gretzky.....	1669
2. Jari Kurri.....	1043
3. Mark Messier.....	1034
4. Glenn Anderson.....	906
5. Paul Coffey.....	669
6. RYAN SMYTH.....	598
7. Doug Weight.....	577
8. ALES HEMSKY.....	451
9. SHAWN HORCOFF.....	447
10. Esa Tikkanen.....	436

PENALTY MINUTES

1. Kelly Buchberger.....	1747
2. Kevin McClelland.....	1298
3. Kevin Lowe.....	1236
4. Mark Messier.....	1122
5. Steve Smith.....	1080
6. Dave Semenko.....	976
7. Lee Fogolin.....	886
8. Georges Laraque.....	826
9. Glenn Anderson.....	798
10. Louie DeBrusk.....	797

HAT TRICKS

1. Wayne Gretzky.....	43
2. Glenn Anderson.....	20
Jari Kurri.....	20
4. Mark Messier.....	13
5. RYAN SMYTH.....	5
Esa Tikkanen.....	5
6. Paul Coffey.....	4
Blair MacDonald.....	4
9. Petr Klima.....	3
Alex Selivanov.....	3

POWERPLAY GOALS

1. Glenn Anderson.....	126
2. Wayne Gretzky.....	125
3. RYAN SMYTH.....	121
4. Jari Kurri.....	107
5. Mark Messier.....	89
6. Craig Simpson.....	75
7. Paul Coffey.....	69
8. Doug Weight.....	39
9. Jason Arnott.....	36
Esa Tikkanen.....	36

SHORTHANDED GOALS

1. Wayne Gretzky.....	55
2. Mark Messier.....	36
3. Jari Kurri.....	31
4. Craig MacTavish.....	29
5. Esa Tikkanen.....	21
6. Todd Marchant.....	20
7. Ethan Moreau.....	16
8. Paul Coffey.....	15
9. Glenn Anderson.....	13
10. Kelly Buchberger.....	12

GAME WINNING GOALS

1. Glenn Anderson.....	73
2. Wayne Gretzky.....	61
3. Jari Kurri.....	60
4. RYAN SMYTH.....	44
5. Mark Messier.....	43
6. Esa Tikkanen.....	30
7. Craig MacTavish.....	25
SHAWN HORCOFF.....	25
9. Kelly Buchberger.....	24
10. Craig Simpson.....	21
Ethan Moreau.....	21

EDMONTON OILERS 100-OR-MORE-POINT SEASONS

RANK	PLAYER	SEASON	GP	G	A	PTS	PIM
1.	Wayne Gretzky	1985-86	80	52	163	215	46
2.	Wayne Gretzky	1981-82	80	92	120	212	26
3.	Wayne Gretzky	1984-85	80	73	135	208	52
4.	Wayne Gretzky	1983-84	74	87	118	205	39
5.	Wayne Gretzky	1982-83	80	71	125	196	59
6.	Wayne Gretzky	1986-87	79	62	121	183	28
7.	Wayne Gretzky	1980-81	80	55	109	164	28
8.	Wayne Gretzky	1987-88	64	40	109	149	24
9.	Paul Coffey	1985-86	79	48	90	138	120
10.	Wayne Gretzky	1979-80	79	51	86	137	21
11.	Jari Kurri	1984-85	73	71	64	135	30
12.	Jari Kurri	1985-86	78	68	63	131	22
13.	Mark Messier	1989-90	79	45	84	129	79
14.	Paul Coffey	1983-84	80	40	86	126	104
15.	Paul Coffey	1984-85	80	37	84	121	97
16.	Jari Kurri	1983-84	64	52	61	113	14
17.	Mark Messier	1987-88	77	37	74	111	103
18.	Jari Kurri	1986-87	79	54	54	108	41
19.	Mark Messier	1986-87	77	37	70	107	73
20.	Mark Messier	1982-83	77	48	58	106	72
21.	Glenn Anderson	1981-82	80	38	67	105	71
22.	Glenn Anderson	1982-83	72	48	56	104	70
	Jari Kurri	1982-83	80	45	59	104	22
	Doug Weight	1995-96	82	25	79	104	95
25.	Glenn Anderson	1985-86	72	54	48	102	90
	Jari Kurri	1988-89	76	44	58	102	69
27.	Mark Messier	1983-84	73	37	64	101	165
28.	Jimmy Carson	1988-89	80	49	51	100	36



EDMONTON OILERS YEARLY LEADERS (1979-80 TO 2012-13)

GAMES PLAYED

SEASON	PLAYER	NO.
1979-80	Lee Fogolin, Dave Hunter, Dave Lumley, Blair MacDonald	80
1980-81	Lee Fogolin, Wayne Gretzky	80
1981-82	Glenn Anderson, Paul Coffey, Lee Fogolin, Wayne Gretzky, Kevin Lowe	80
1982-83	Paul Coffey, Randy Gregg, Wayne Gretzky, Pat Hughes, Dave Hunter, Jari Kurri, Kevin Lowe	80
1983-84	Glenn Anderson, Paul Coffey, Lee Fogolin, Randy Gregg, Dave Hunter, Kevin Lowe	80
1984-85	Glenn Anderson, Paul Coffey, Wayne Gretzky, Charlie Huddy, Dave Hunter, Mike Krushelnyski, Willy Lindstrom, Kevin Lowe	80
1985-86	Lee Fogolin, Wayne Gretzky, Mark Napier	80
1986-87	Glenn Anderson, Mike Krushelnyski	80
1987-88	Glenn Anderson, Jari Kurri, Craig MacTavish, Esa Tikkanen	80
1988-89	Jimmy Carson, Craig MacTavish	80
1989-90	Craig MacTavish, Craig Simpson	80
1990-91	Craig MacTavish, Joe Murphy	80
1991-92	Vincent Damphousse, Craig MacTavish, Scott Mellanby, Joe Murphy	80
1992-93	Kelly Buchberger, Dave Manson	83
1993-94	Kelly Buchberger, Zdeno Ciger, Doug Weight	84
1994-95	Kelly Buchberger, Shayne Corson, Doug Weight	48
1995-96	Kelly Buchberger, Luke Richardson, Doug Weight	82
1996-97	Rem Murray, Luke Richardson, Ryan Smyth	82
1997-98	Kelly Buchberger, Mats Lindgren	82
1998-99	Pat Falloon, Mike Grier, Todd Marchant	82
1999-00	Todd Marchant, Ryan Smyth	82
2000-01	Georges Laraque, Rem Murray, Janne Niinimaa, Jason Smith, Ryan Smyth, Doug Weight	82
2001-02	Anson Carter, Mike Comrie, Mike Grier, Jochen Hecht, Todd Marchant	82
2002-03	Eric Brewer	80
2003-04	Ryan Smyth, Steve Staios	82
2004-05	No Season - NHL Lockout	
2005-06	Steve Staios, Jarret Stoll, Raffi Torres	82
2006-07	Jason Smith, Petr Sykora, Raffi Torres	82
2007-08	Andrew Coglian, Tom Gilbert, Dustin Penner, Marty Reasoner, Steve Staios	82
2008-09	Andrew Coglian, Tom Gilbert	82
2009-10	Andrew Coglian, Tom Gilbert, Dustin Penner	82
2010-11	Andrew Coglian	82
2011-12	Ryan Smyth, Nick Schultz	82
2012-13	Sam Gagner, Jordan Eberle, Nail Yakupov, Justin Schultz, Jeff Petry, Ladislav Smid	48

GOALS

SEASON	PLAYER	NO.
1979-80	Wayne Gretzky	51
1980-81	Wayne Gretzky	55
1981-82	Wayne Gretzky	92
1982-83	Wayne Gretzky	71
1983-84	Wayne Gretzky	87
1984-85	Wayne Gretzky	73
1985-86	Jari Kurri	68
1986-87	Wayne Gretzky	62
1987-88	Jari Kurri, Craig Simpson	43
1988-89	Jimmy Carson	49
1989-90	Mark Messier	45
1990-91	Petr Klima	40
1991-92	Vincent Damphousse	38
1992-93	Petr Klima	32
1993-94	Jason Arnott	33
1994-95	David Oliver	16
1995-96	Zdeno Ciger	31
1996-97	Ryan Smyth	39
1997-98	Doug Weight	26
1998-99	Bill Guerin	30
1999-00	Ryan Smyth	28
2000-01	Ryan Smyth	31
2001-02	Mike Comrie	33
2002-03	Ryan Smyth	27
2003-04	Ryan Smyth	23
2004-05	No Season - NHL Lockout	
2005-06	Ryan Smyth	36
2006-07	Ryan Smyth	31
2007-08	Dustin Penner	23
2008-09	Ales Hemsky, Sheldon Souray (D)	23
2009-10	Dustin Penner	32
2010-11	Taylor Hall	22
2011-12	Jordan Eberle	34
2012-13	Nail Yakupov	17

ASSISTS

SEASON	PLAYER	NO.
1979-80	Wayne Gretzky	86
1980-81	Wayne Gretzky	109
1981-82	Wayne Gretzky	120
1982-83	Wayne Gretzky	125
1983-84	Wayne Gretzky	118
1984-85	Wayne Gretzky	135
1985-86	Wayne Gretzky	163
1986-87	Wayne Gretzky	121
1987-88	Wayne Gretzky	109
1988-89	Mark Messier	61
1989-90	Mark Messier	84
1990-91	Mark Messier	52
1991-92	Vincent Damphousse	51
1992-93	Bernie Nicholls	32
1993-94	Doug Weight	50
1994-95	Doug Weight	33
1995-96	Doug Weight	79
1996-97	Doug Weight	61
1997-98	Doug Weight	44
1998-99	Bill Guerin	34
1999-00	Doug Weight	51
2000-01	Doug Weight	65
2001-02	Janne Niinimaa	39
2002-03	Todd Marchant	40
2003-04	Ryan Smyth	36
2004-05	No Season - NHL Lockout	
2005-06	Ales Hemsky	58
2006-07	Ales Hemsky	40
2007-08	Ales Hemsky	51
2008-09	Ales Hemsky	43



2009-10	Gilbert Brule	32
2010-11	Ales Hemsky	28
2011-12	Jordan Eberle	42
2012-13	Taylor Hall	34

POINTS

SEASON	PLAYER	G-A-PTS
1979-80	Wayne Gretzky	51-86-137
1980-81	Wayne Gretzky	55-109-154
1981-82	Wayne Gretzky	92-120-212
1982-83	Wayne Gretzky	71-125-196
1983-84	Wayne Gretzky	87-118-205
1984-85	Wayne Gretzky	73-135-208
1985-86	Wayne Gretzky	52-163-215
1986-87	Wayne Gretzky	62-121-183
1987-88	Wayne Gretzky	40-109-149
1988-89	Jari Kurri	44-58-102
1989-90	Mark Messier	45-84-129
1990-91	Esa Tikkanen	27-42-69
1991-92	Vincent Damphousse	38-51-89
1992-93	Petr Klima	32-16-48
1993-94	Doug Weight	24-50-74
1994-95	Doug Weight	7-33-40
1995-96	Doug Weight	25-79-104
1996-97	Doug Weight	21-61-82
1997-98	Doug Weight	26-44-70
1998-99	Bill Guerin	30-34-64
1999-00	Doug Weight	21-51-72
2000-01	Doug Weight	25-65-90
2001-02	Mike Comrie	33-27-60
	Anson Carter	28-32-60
2002-03	Ryan Smyth	27-34-61
2003-04	Ryan Smyth	23-36-59
2004-05	No Season - NHL Lockout	
2005-06	Ales Hemsky	19-58-77
2006-07	Ryan Smyth	31-22-53
	Petr Sykora	22-31-53
	Ales Hemsky	13-40-53
2007-08	Ales Hemsky	20-51-71
2008-09	Ales Hemsky	23-43-66
2009-10	Dustin Penner	32-31-63
2010-11	Jordan Eberle	18-25-43
2011-12	Jordan Eberle	34-72-76
2012-13	Taylor Hall	16-34-50

PENALTY MINUTES

SEASON	PLAYER	PIM
1979-80	Colin Campbell	196
1980-81	Pat Price	193
1981-82	Dave Semenko	194
1982-83	Laurie Boschman	183
1983-84	Mark Messier	165
1984-85	Kevin McClelland	212
1985-86	Kevin McClelland	266
1986-87	Kevin McClelland	238
1987-88	Steve Smith	286
1988-89	Kelly Buchberger	234
1989-90	Craig Simpson	180
1990-91	Steve Smith	193
1991-92	Dave Manson	220
1992-93	Dave Manson	210
1993-94	Kelly Buchberger	199
1994-95	Bryan Marchment	184
1995-96	Bryan Marchment	202
1996-97	Kelly Buchberger	159
1997-98	Drake Berehowsky	169
1998-99	Sean Brown	188
1999-00	Sean Brown	192
2000-01	Georges Laraque	148
2001-02	Georges Laraque	157
2002-03	Scott Ferguson	120
2003-04	Georges Laraque	99

2004-05	No Season - NHL Lockout	
2005-06	Ethan Moreau	87
2006-07	Matt Greene	109
2007-08	Zack Stortini	201
2008-09	Zack Stortini	181
2009-10	Zack Stortini	155
2010-11	Theo Peckham	198
2011-12	Ben Eager	107
2012-13	Ladislav Smid	55

POWERPLAY GOALS

SEASON	PLAYER	NO.
1979-80	Wayne Gretzky, Blair MacDonald	13
1980-81	Wayne Gretzky	15
1981-82	Wayne Gretzky	18
1982-83	Wayne Gretzky	18
1983-84	Wayne Gretzky	20
1984-85	Jari Kurri	14
1985-86	Glenn Anderson	18
1986-87	Wayne Gretzky	13
1987-88	Craig Simpson	18
1988-89	Jimmy Carson	19
1989-90	Glenn Anderson	17
1990-91	Craig Simpson	15
1991-92	Vincent Damphousse	12
1992-93	Petr Klima	13
1993-94	Shayne Corson	11
1994-95	David Oliver	10
1995-96	David Oliver	14
1996-97	Ryan Smyth	20
1997-98	Boris Mironov (D), Ryan Smyth	10
1998-99	Bill Guerin	13
1999-00	Bill Guerin, Ryan Smyth	11
2000-01	Ryan Smyth	11
2001-02	Anson Carter	12
2002-03	Anson Carter, Ryan Smyth	10
2003-04	Ryan Smyth	8
2004-05	No Season - NHL Lockout	
2005-06	Ryan Smyth	19
2006-07	Ryan Smyth	14
2007-08	Dustin Penner	13
2008-09	Sheldon Souray (D)	12
2009-10	Dustin Penner	9
2010-11	Taylor Hall	8
2011-12	Taylor Hall	13
2012-13	Nail Yakupov	6

SHORTHANDED GOALS

SEASON	PLAYER	NO.
1979-80	Doug Hicks, Dave Hunter, Blair MacDonald, Stan Weir	2
1980-81	Lee Fogolin (D), Wayne Gretzky	4
1981-82	Wayne Gretzky	6
1982-83	Wayne Gretzky	6
1983-84	Wayne Gretzky	12
1984-85	Wayne Gretzky	11
1985-86	Paul Coffey (D)	9
1986-87	Wayne Gretzky	7
1987-88	Wayne Gretzky	5
1988-89	Esa Tikkanen	8
1989-90	Craig MacTavish, Mark Messier	6
1990-91	Craig MacTavish	6
1991-92	Kelly Buchberger	4
1992-93	Esa Tikkanen	4
1993-94	Kirk Maltby, Doug Weight	1
1994-95	Kirk Maltby, Todd Marchant	2
1995-96	Todd Marchant	3
1996-97	Todd Marchant	4
1997-98	Mats Lindgren	3
1998-99	Kelly Buchberger, Mike Grier	2
1999-00	Mike Grier	3



2000-01	Todd Marchant	4
2001-02	Todd Marchant	3
2002-03	Ethan Moreau, Steve Staios (D)	3
2003-04	Ethan Moreau	3
2004-05	No Season - NHL Lockout	
2005-06	Ethan Moreau	4
2006-07	Toby Petersen	2
2007-08	Jarret Stoll	3
2008-09	Ethan Moreau, Sheldon Souray (D)	1
2009-10	Ethan Moreau	3
2010-11	Jordan Eberle	2
2011-12	Ryan Jones	2
2012-13	Ryan Smith, Lennart Petrell, Jeff Petry, Magnus Paajarvi	1

GAME WINNING GOALS

SEASON	PLAYER	NO.
1979-80	Wayne Gretzky, Dave Lumley, Blair MacDonald	6
1980-81	Glenn Anderson	5
1981-82	Wayne Gretzky	12
1982-83	Glenn Anderson	10
1983-84	Glenn Anderson, Wayne Gretzky	11
1984-85	Jari Kurri	13
1985-86	Glenn Anderson, Jari Kurri	9
1986-87	Jari Kurri	10
1987-88	Mark Messier	7
1988-89	Jari Kurri	8
1989-90	Glenn Anderson	7
1990-91	Esa Tikkanen	6
1991-92	Vincent Damphousse	8
1992-93	Kelly Buchberger, Craig MacTavish, Scott Mellanby, Craig Simpson, Esa Tikkanen	3
1993-94	Scott Pearson	7
1994-95	Kelly Buchberger	5
1995-96	Jason Arnott	5
1996-97	Dean McAmmond	6
1997-98	Doug Weight	4
1998-99	Boyd Devereaux, Boris Mironov (D), Rem Murray	4
1999-00	Alex Selivanov	5
2000-01	Ryan Smyth	6
2001-02	Anson Carter	6
2002-03	Mike Comrie	6
2003-04	Ryan Smyth	6
2004-05	No Season - NHL Lockout	
2005-06	Shawn Horcoff	5
2006-07	Petr Sykora	6
2007-08	Andrew Coglian	5
2008-09	Dustin Penner, Sheldon Souray (D)	5
2009-10	Patrick O'Sullivan, Gilbert Brule	3
2010-11	Jordan Eberle	5
2011-12	Taylor Hall	7
2012-13	Taylor Hall	4

GAME TYING GOALS

SEASON	PLAYER	NO.
1979-80	Wayne Gretzky	4
1980-81	Dave Hunter	3
1981-82	Wayne Gretzky	4
1982-83	Mark Messier	5
1983-84	Glenn Anderson, Paul Coffey, Jari Kurri, Willy Lindstrom, Dave Lumley	1
1984-85	Jari Kurri	3
1985-86	Paul Coffey, Wayne Gretzky, Jari Kurri, Mike Krushelnyski, Mark Napier	1
1986-87	Esa Tikkanen	1
1987-88	Mark Messier	2
1988-89	Craig MacTavish	2

1989-90	Martin Gelinas, Mark Messier	2
1990-91	Martin Gelinas, Joe Murphy	2
1991-92	Joe Murphy	2
1992-93	Dave Manson, Scott Mellanby	1
1993-94	Zdeno Ciger	2
1994-95	Kirk Maltby, David Oliver	1
1995-96	Jason Arnott, Todd Marchant, Doug Weight	1
1996-97	Jason Arnott	1
1997-98	Ryan Smyth	2
1998-99	Ryan Smyth	2
1999-00	Todd Marchant	2
2000-01	Doug Weight	2
2001-02	Mike Comrie	3
2002-03	Anson Carter, Jason Chimera, Radek Dvorak, Todd Marchant, Ethan Moreau, Ryan Smyth	1

2003-04	Radek Dvorak, Ethan Moreau	2
2004-05	No Season - NHL Lockout	
2005-06	No Ties in NHL	
2006-07	No Ties in NHL	
2007-08	No Ties in NHL	
2008-09	No Ties in NHL	
2009-10	No Ties in NHL	
2010-11	No Ties in NHL	
2011-12	No Ties in NHL	
2012-13	No Ties in NHL	

SHOOTOUT DECIDING GOALS

SEASON	PLAYER	NO.
2005-06	Marty Reasoner, Ryan Smyth, Raffi Torres	1
2006-07	Fernando Pisani, Ryan Smyth	2
2007-08	Sam Gagner, Ales Hemsky	4
2008-09	Ales Hemsky	2
2009-10	Shawn Horcoff	3
2010-11	Jordan Eberle, Linus Omark	1
2011-12	Ryan Nugent-Hopkins	2
2012-13	Sam Gagner	2

PLUS/MINUS

SEASON	PLAYER	NO.
1979-80	Wayne Gretzky	+82
1980-81	Charlie Huddy (D)	+62
1981-82	-	-
1982-83	Wayne Gretzky	+76
1983-84	Wayne Gretzky	+98
1984-85	Wayne Gretzky	+71
1985-86	Wayne Gretzky	+70
1986-87	Wayne Gretzky	+70
1987-88	Steve Smith (D)	+40
1988-89	Craig Muni (D)	+43
1989-90	Randy Gregg (D)	+24
1990-91	Petr Klima	+24
1991-92	Norm Maciver (D)	+20
1992-93	Martin Gelinas	+3
1993-94	Dean McAmmond	+12
1994-95	Iain Fraser	+3
1995-96	Mariusz Czerkawski	+7
1996-97	Bryan Marchment (D)	+13
1997-98	Todd Marchant, Dean McAmmond	+9
1998-99	Tom Poti (D)	+10
1999-00	Jason Smith (D)	+16
2000-01	Eric Brewer (D), Igor Ulanov (D)	+15
2001-02	Mike Comrie	+16
2002-03	Marty Reasoner	+19
2003-04	Igor Ulanov (D)	+19
2004-05	No Season - NHL Lockout	
2005-06	Steve Staios (D)	+10
2006-07	Daniel Tjernqvist (D)	+3
2007-08	Robert Nilsson	+8
2008-09	Denis Grebeshkov (D)	+12



2009-10	Ales Hemsky	+7
2010-11	Ryan Whitney	+13
2011-12	Sam Gagner, Andy Sutton	+5
2012-13	Shawn Horcoff, Corey Potter	+8

SHOTS ON GOAL

SEASON	PLAYER	NO.
1979-80	Wayne Gretzky	284
1980-81	Wayne Gretzky	261
1981-82	Wayne Gretzky	369
1982-83	Wayne Gretzky	348
1983-84	Wayne Gretzky	324
1984-85	Wayne Gretzky	358
1985-86	Wayne Gretzky	350
1986-87	Wayne Gretzky	288
1987-88	Glenn Anderson	255
1988-89	Jimmy Carson	240
1989-90	Mark Messier	211
1990-91	Esa Tikkanen	235
1991-92	Vincent Damphousse	247
1992-93	Dave Manson (D)	244
1993-94	Igor Kravchuk (D)	197
1994-95	Jason Arnott	156
1995-96	Jason Arnott	244
1996-97	Ryan Smyth	265
1997-98	Ryan Smyth, Doug Weight	205
1998-99	Bill Guerin	261
1999-00	Ryan Smyth	238
2000-01	Ryan Smyth	245
2001-02	Jochen Hecht	211
2002-03	Ryan Smyth	199
2003-04	Ryan Smyth	245
2004-05	No Season - NHL Lockout	
2005-06	Jarret Stoll	243
2006-07	Petr Sykora	206
2007-08	Dustin Penner	201
2008-09	Sheldon Souray (D)	268
2009-10	Dustin Penner	203
2010-11	Taylor Hall	186
2011-12	Taylor Hall	207
2012-13	Taylor Hall	154

SHOOTING PERCENTAGE

Minimum 80 shots on goal from 1979-80 to 1991-92.

Minimum 84 shots on goal from 1992-93 to 1993-94.

Minimum 48 shots on goal for 1994-95.

Minimum 82 shots on goal from 1995-96 to 2011-12.

SEASON	PLAYER	PCT. (G-SHOTS)
1979-80	Stan Weir	25.6 (33-129)
1980-81	Wayne Gretzky	21.1 (55-261)
1981-82	Wayne Gretzky	24.9 (92-369)
1982-83	Ken Linseman	23.4 (33-141)
1983-84	Wayne Gretzky	26.9 (87-324)
1984-85	Jari Kurri	27.2 (71-261)
1985-86	Jari Kurri	28.8 (68-236)
1986-87	Esa Tikkanen	27.0 (34-126)
1987-88	Craig Simpson	36.4 (43-118)
1988-89	Craig Simpson	28.9 (35-121)
1989-90	Craig Simpson	22.5 (29-129)
1990-91	Craig Simpson	21.0 (30-143)
1991-92	Kelly Buchberger	22.2 (20-90)
1992-93	Craig Simpson	26.4 (24-91)
1993-94	Jason Arnott	17.0 (33-194)
1994-95	Roman Oksiuta	21.2 (11-52)
1995-96	Zdeno Ciger	16.8 (31-184)
1996-97	Andrei Kovalenko	19.6 (32-163)
1997-98	Dean McAmmond	14.8 (19-128)
1998-99	Rem Murray	18.1 (21-116)
1999-00	Alex Selivanov	22.1 (27-122)
2000-01	Mike Grier	16.1 (20-124)

2001-02	Mike Comrie	19.4 (33-170)
2002-03	Jason Chimera	15.6 (14-90)
2003-04	Fernando Pisani	16.2 (16-99)
2004-05	No Season - NHL Lockout	
2005-06	Raffi Torres	16.5 (27-164)
2006-07	Ryan Smyth	19.3 (31-161)
2007-08	Andrew Coglian	18.4 (18-98)
2008-09	Andrew Coglian	15.5 (18-116)
2009-10	Dustin Penner	15.8 (32-203)
2010-11	Dustin Penner	15.3 (21-137)
2011-12	Jordan Eberle	18.9 (34-180)
2012-13	Nail Yakupov	21.0 (17-81)

REAL TIME SCORING STATISTICS

NOTE:

The NHL began recording real time scoring statistics as official league statistics in 1997-98.

From 2002-03 to 2003-04 only time on ice and face-off statistics were recorded by the NHL.

TIME ON ICE

SEASON	PLAYER	TOI
1997-98	-	-
1998-99	Boris Mironov (D)	25:55
1999-00	Roman Hamrlik (D)	25:17
2000-01	Janne Niinimaa (D)	25:20
2001-02	Janne Niinimaa (D)	26:01
2002-03	Eric Brewer (D)	24:56
2003-04	Eric Brewer (D)	24:39
2004-05	No Season - NHL Lockout	
2005-06	Chris Pronger (D)	27:59
2006-07	Daniel Tjarnqvist (D)	22:41
2007-08	Sheldon Souray (D)	24:20
2008-09	Sheldon Souray (D)	24:50
2009-10	Ryan Whitney (D)	25:22
2010-11	Ryan Whitney (D)	25:20
2011-12	Jeff Petry (D)	21:45
2012-13	Jeff Petry (D)	21:54

HITS

SEASON	PLAYER	NO.
1997-98	Boris Mironov (D)	193
1998-99	Mike Grier	188
1999-00	Jason Smith (D)	260
2000-01	Jason Smith (D)	254
2001-02	Jason Smith (D)	220
2002-03	Not Recorded	
2003-04	Not Recorded	
2004-05	No Season - NHL Lockout	
2005-06	Jason Smith (D)	151
2006-07	Jason Smith (D)	151
2007-08	Jarret Stoll	122
2008-09	Ethan Moreau	126
2009-10	J-F Jacques	158
2010-11	Theo Peckham (D)	196
2011-12	Ladislav Smid (D)	186
2012-13	Ladislav Smid (D)	151

BLOCKED SHOTS

SEASON	PLAYER	NO.
1997-98	Not Recorded	
1998-99	Not Recorded	
1999-00	Jason Smith (D)	167
2000-01	Jason Smith (D)	210
2001-02	Jason Smith (D)	261
2002-03	Not Recorded	
2003-04	Not Recorded	
2004-05	No Season - NHL Lockout	
2005-06	Jason Smith (D)	176
2006-07	Jason Smith (D)	228



2007-08	Steve Staios (D)	187
2008-09	Steve Staios (D)	157
2009-10	Tom Gilbert (D)	165
2010-11	Tom Gilbert (D)	172
2011-12	Ladislav Smid (D)	184
2012-13	Ladislav Smid (D)	119

TAKEAWAYS

SEASON	PLAYER	NO.
1997-98	Todd Marchant	93
1998-99	Janne Niinimaa	53
1999-00	Todd Marchant, Ryan Smyth	58
2000-01	Todd Marchant	68
2001-02	Todd Marchant	83
2002-03	Not Recorded	
2003-04	Not Recorded	
2004-05	No Season - NHL Lockout	
2005-06	Ryan Smyth	64
2006-07	Shawn Horcoff	75
2007-08	Marty Reasoner	45
2008-09	Shawn Horcoff	53
2009-10	Dustin Penner	51
2010-11	Jordan Eberle	56
2011-12	Ryan Smyth	54
2012-13	Jeff Petry	32

GIVEAWAYS

SEASON	PLAYER	NO.
1997-98	Janne Niinimaa (D)	89
1998-99	Janne Niinimaa (D)	128
1999-00	Janne Niinimaa (D)	98
2000-01	Janne Niinimaa (D)	107
2001-02	Mike Comrie	118
2002-03	Not Recorded	
2003-04	Not Recorded	
2004-05	No Season - NHL Lockout	
2005-06	Ales Hemsky	123
2006-07	Jason Smith (D)	109
2007-08	Steve Staios (D)	84
2008-09	Sheldon Souray (D)	92
2009-10	Tom Gilbert (D)	76
2010-11	Tom Gilbert (D)	87
2011-12	Jeff Petry (D)	89
2012-13	Jeff Petry (D)	46

FACE-OFF WINNING PERCENTAGE

(Minimum 410 Face-Offs)

(Minimum 205 Face-Offs 48 Game Season)*

SEASON	PLAYER	PCT. (FOW-TFO)
1997-98	Todd Marchant	50.00
1998-99	Todd Marchant	50.03
1999-00	Jim Dowd	54.03 (389-720)
2000-01	Todd Marchant	53.84 (834-1549)
2001-02	Marty Reasoner	55.53 (261-470)
2002-03	Todd Marchant	58.01 (775-1336)
2003-04	Adam Oates	57.23 (487-851)
2004-05	No Season - NHL Lockout	
2005-06	Jarret Stoll	56.75 (765-1348)
2006-07	Jarret Stoll	55.60 (501-901)
2007-08	Jarret Stoll	55.09 (677-1229)
2008-09	Shawn Horcoff	53.92 (937-1756)
2009-10	Dustin Penner	47.7 (201-421)
2010-11	Shawn Horcoff	48.3 (393-420)
2011-12	Eric Belanger	55.3 (557-1007)
2012-13	Eric Belanger	53.7 (203-378)*

FACE-OFFS WON

SEASON	PLAYER	NO.
1997-98	Not Recorded	
1998-99	Not Recorded	
1999-00	Todd Marchant	843
2000-01	Todd Marchant	834
2001-02	Todd Marchant	798
2002-03	Todd Marchant	775
2003-04	Shawn Horcoff	698
2004-05	No Season - NHL Lockout	
2005-06	Jarret Stoll	765
2006-07	Shawn Horcoff	720
2007-08	Jarret Stoll	677
2008-09	Shawn Horcoff	947
2009-10	Shawn Horcoff	621
2010-11	Andrew Coglian	461
2011-12	Shawn Horcoff	728
2012-13	Sam Gagner	325*

FACE-OFFS LOST

SEASON	PLAYER	NO.
1997-98	Not Recorded	
1998-99	Not Recorded	
1999-00	Doug Weight	788
2000-01	Doug Weight	737
2001-02	Todd Marchant	725
2002-03	Mike Comrie	566
2003-04	Shawn Horcoff	680
2004-05	No Season - NHL Lockout	
2005-06	Shawn Horcoff	672
2006-07	Shawn Horcoff	702
2007-08	Jarret Stoll	552
2008-09	Shawn Horcoff	809
2009-10	Shawn Horcoff	716
2010-11	Andrew Coglian	647
2011-12	Shawn Horcoff	747
2012-13	Sam Gagner	416*



EDMONTON OILERS ROOKIE RECORDS (1979-80 TO 2012-13)

TOP 30 ROOKIE SCORERS

PLAYER	GP	G	A	PTS	PIM	SEASON
1. Jari Kurri	75	32	43	75	40	1980-81
2. Jason Arnott	78	33	35	68	104	1993-94
3. Dave Lumley	80	20	38	58	138	1979-80
4. Glenn Anderson	58	30	23	53	24	1980-81
5. Ryan Nugent-Hopkins	62	18	34	52	16	2011-12
6. Sam Gagner	79	13	36	49	23	2007-08
7. Andrew Coglian	82	18	27	45	20	2007-08
8. Jordan Eberle	69	18	25	43	22	2010-11
9. Taylor Hall	65	22	20	42	27	2010-11
10. Raimo Summanen	73	19	18	37	16	1985-86
11. Miroslav Satan	62	18	17	35	22	1995-96
12. Magnus Paajarvi	80	15	19	34	16	2010-11
13. Jaroslav Pouzar	74	15	18	33	57	1982-83
Tom Gilbert	82	13	20	33	20	2007-08
15. Mike Grier	79	15	17	32	45	1996-97
Paul Coffey	74	9	23	32	130	1980-81
17. Nail Yakupov	48	17	14	31	24	2012-13
Rem Murray	82	11	20	31	16	1996-97
19. David Oliver	44	16	14	30	20	1994-95
Ales Hensky	59	6	24	30	14	2002-03
21. Josef Beranek	58	12	16	28	18	1991-92
Randy Gregg	80	6	22	28	54	1982-83
23. Todd Marchant	45	13	14	27	32	1994-95
Dean McAmmond	45	6	21	27	16	1993-94
Linus Omark	51	5	22	27	26	2010-11
26. Marc-Andre Bergeron	54	9	17	26	26	2003-04
27. Martin Gelin	46	17	8	25	30	1989-90
Mats Lindgren	69	11	14	25	12	1996-97
29. Steve Smith	55	4	20	24	166	1985-86
30. Jason Chimera	66	14	9	23	36	2002-03
Scott Fraser	29	12	11	23	6	1997-98

EDMONTON OILERS ROOKIE LEADERS

Games Played	Rem Murray	82	1996-97
	Andrew Coglian	82	2007-08
	Tom Gilbert	82	2007-08
Goals	Jason Arnott	33	1993-94
Assists	Jari Kurri	43	1980-81
Points	Jari Kurri	75	1980-81
Goals By Defenceman	Tom Gilbert	13	2007-08
Assists By Defenceman	Paul Coffey	23	1980-81
Points By Defenceman	Tom Gilbert	33	2007-08
Penalty Minutes	Kelly Buchberger	234	1988-89
Powerplay Goals	Glenn Anderson	10	1980-81
	Jason Arnott	10	1993-94
	David Oliver	10	1994-95
Shorthanded Goals	Glenn Anderson	3	1980-81
	Mats Lindgren	3	1996-97
Game Winning Goals	Dave Lumley	6	1979-80
Game Tying Goals	Glenn Anderson	2	1980-81
	Jari Kurri	2	1980-81
	Martin Gelin	2	1989-90
	Sam Gagner	4	2007-08
Shootout Deciding Goals			
Hat Tricks	Jari Kurri	3	1980-81
Plus/Minus	Steve Smith	+30	1985-86
Shots on Goal	Jari Kurri	202	1980-81
Shooting Percentage	Brent Grieve	24.5	1993-94

ROOKIE GOALTENDERS

GOALTENDERS	SEASON	GP	MINS	GA	EN	GAA	SO	W-L-T	PCT.	SHA	SPCT.
Don Cutts	1979-80	6	269	16	1	3.57	0	1-2-1	.375	-	-
Bob Dupuis	1979-80	1	60	4	1	4.00	0	0-1-0	.000	-	-
Andy Moog	1980-81	7	313	20	0	3.83	0	3-3-0	.500	-	-
Grant Fuhr	1981-82	48	2847	157	2	3.31	0	28-5-14	.745	-	-
Andy Moog	1981-82	8	399	32	2	4.81	0	3-5-0	.375	-	-
Daryl Reaugh	1984-85	1	60	5	1	5.00	0	0-1-0	.000	35	.853
Mike Zanier	1984-85	3	185	12	0	3.89	0	1-1-1	.500	100	.880
Daryl Reaugh	1987-88	6	176	14	0	4.77	0	1-1-0	.500	114	.877
Randy Exelby	1989-90	1	60	5	1	5.00	0	0-1-0	.000	30	.833
Mike Greenlay	1989-90	1	20	4	0	12.00	0	0-0-0	.000	17	.765
Fred Brathwaite	1993-94	19	982	58	0	3.54	0	3-10-3	.281	523	.889
Fred Brathwaite	1994-95	14	601	40	1	3.99	0	2-5-1	.313	292	.863
Joaquin Gage	1994-95	2	99	7	0	4.24	0	0-2-0	.000	40	.825
Joaquin Gage	1995-96	16	717	45	1	3.77	0	2-8-1	.227	350	.871
Steve Passmore	1998-99	6	362	17	1	2.82	0	1-4-1	.250	183	.907
Mike Minard	1999-00	1	60	3	0	3.00	0	1-0-0	1.000	36	.917
Ty Conklin	2001-02	4	148	4	0	1.62	0	2-0-0	1.000	66	.93
Jeff Drouin-Deslauriers	2008-09	8	420	25	0	3.57	0	3-2-0	.375	225	.889
Devan Dubnyk	2009-10	19	1075	64	0	3.57	0	4-10-2	.211	579	.889

TOP ROOKIE SEASONS

GAMES PLAYED

1. Rem Murray	82	1996-97
Andrew Coglian	82	2007-08
Tom Gilbert	82	2007-08
4. Dave Lumley	80	1979-80
Randy Gregg	80	1982-83
6. Mike Grier	79	1996-97
Sam Gagner	79	2007-08
8. Jason Arnott	78	1993-94
9. Ladislav Smid	77	2006-07
10. Jari Kurri	75	1980-81
11. Paul Coffey	74	1980-81
Jaroslav Pouzar	74	1982-83
Geoff Smith	74	1989-90
14. Raimo Summanen	73	1985-86
Dan McGillis	73	1996-97
Tom Poti	73	1998-99

3. Glenn Anderson	30	1980-81
4. Dave Lumley	20	1979-80
5. Raimo Summanen	19	1985-86
6. Miroslav Satan	18	1995-96
Andrew Coglian	18	2007-08
Ryan Nugent-Hopkins	18	2011-12
9. Martin Gelin	17	1989-90
Nail Yakupov	17	2012-13

ASSISTS

1. Jari Kurri	43	1980-81
2. Dave Lumley	38	1979-80
3. Sam Gagner	36	2007-08
4. Jason Arnott	35	1993-94
5. Ryan Nugent-Hopkins	34	2011-12
6. Andrew Coglian	27	2007-08
7. Ales Hensky	24	2002-03
8. Glenn Anderson	23	1980-81
Paul Coffey	23	1980-81
10. Randy Gregg	22	1982-83

11. Dean McAmmond	21	1993-94
12. Steve Smith	20	1985-86
Rem Murray	20	1996-97
Tom Gilbert	20	2007-08

PENALTY MINUTES

1. Kelly Buchberger	234	1988-89
2. Sean Brown	188	1998-99
3. Steve Smith	166	1985-86
4. Dave Lumley	138	1979-80
5. Paul Coffey	130	1980-81
6. Jeff Beukeboom	124	1986-87
Louie DeBrusk	124	1991-92
8. Zack Stortini	105	2006-07
9. Jason Arnott	104	1993-94
10. Brad Winchester	86	2006-07
11. Kelly Buchberger	81	1987-88
12. Kirk Maltby	74	1993-94

GOALS

1. Jason Arnott	33	1993-94
2. Jari Kurri	32	1980-81



EDMONTON OILERS MULTIPLE POINT GAMES

ALL-TIME LEADERS	GOALS				ASSISTS							POINTS								TOT	GAMES
	2	3	4	5	2	3	4	5	6	7	2	3	4	5	6	7	8				
Gretzky, W.....	94	30	9	4	181	93	39	8	1	3	171	143	79	57	14	6	2	472	696		
Messier, M.....	57	10	3	0	118	35	5	0	1	0	185	88	24	2	1	0	0	300	851		
Kurri, J.....	84	18	1	1	84	28	9	1	0	0	160	91	31	10	4	0	0	296	754		
Anderson, G.....	55	17	3	0	87	11	3	0	0	0	147	68	19	4	2	0	0	240	845		
Coffey, P.....	36	3	1	0	82	27	3	1	1	0	97	63	4	8	1	0	1	174	532		
Weight, D.....	19	1	0	0	67	15	3	0	0	0	116	27	7	1	0	0	0	151	588		
Smyth, R.....	34	5	0	0	37	8	0	0	0	0	99	31	5	0	0	0	0	133	852		
Tikkanen, E.....	25	5	0	0	42	9	1	0	0	0	66	32	5	2	0	0	0	105	522		
Hemsky, A.....	7	1	0	0	48	10	1	0	0	0	75	12	6	1	0	0	0	94	512		
Simpson, C.....	27	2	0	0	23	5	0	0	0	0	68	20	4	0	0	0	0	92	419		
Horcoff, S.....	8	1	0	0	41	3	1	0	0	0	62	23	5	0	0	0	0	82	718		
Huddy, C.....	3	0	0	0	43	6	1	0	0	0	55	13	2	0	0	0	0	70	694		
Marchant, T.....	13	0	0	0	22	1	0	0	0	0	53	8	2	0	0	0	0	63	678		
Krushelnyski, M.....	9	1	0	0	15	2	1	0	0	0	43	10	3	0	0	0	0	56	290		
Lowe, K.....	1	0	0	0	28	5	0	1	0	0	45	7	0	0	1	0	0	53	1037		
Arnott, J.....	16	2	0	0	18	3	0	0	0	0	38	11	2	1	0	0	0	52	286		
Linseman, K.....	4	1	0	0	17	6	0	0	0	0	42	7	2	0	0	0	0	51	202		
Hunter, D.....	5	0	0	0	26	2	0	0	0	0	43	7	1	0	0	0	0	51	653		
MacTavish, C.....	11	2	0	0	6	4	0	0	0	0	39	9	3	0	0	0	0	51	701		
Gagner, S.....	8	1	1	0	25	0	1	0	0	0	39	8	1	0	0	0	1	49	414		
Klima, P.....	16	3	0	0	15	0	0	0	0	0	36	11	1	1	0	0	0	49	274		
Smith, S.....	2	0	0	0	26	4	2	0	0	0	35	8	3	0	0	0	0	46	385		
Lumely, D.....	7	2	0	0	16	4	1	0	0	0	35	5	3	2	1	0	0	46	386		
Callighen, B.....	9	0	0	0	17	3	0	0	0	0	31	12	0	0	0	0	0	43	160		
Ciger, Z.....	6	0	0	0	18	1	1	0	0	0	33	7	1	0	0	0	0	41	204		
Siltanen, R.....	3	1	0	0	20	5	1	0	0	0	29	11	1	0	0	0	0	41	206		
Carter, A.....	13	0	0	0	11	0	0	0	0	0	33	8	0	0	0	0	0	41	211		
Guerin, B.....	16	0	0	0	10	2	0	0	0	0	36	4	1	0	0	0	0	41	211		
Murphy, J.....	7	1	0	0	16	1	0	0	0	0	32	6	3	0	0	0	0	41	222		
Eberle, J.....	9	0	0	0	14	2	0	0	0	0	30	7	2	0	0	0	0	39	195		
MacDonald, B.....	8	4	0	0	10	3	0	0	0	0	24	6	6	0	0	0	0	36	131		
McAmmond, D.....	5	0	0	0	16	1	0	0	0	0	30	6	0	0	0	0	0	36	303		
Corson, S.....	5	1	0	0	17	2	0	0	0	0	29	5	1	0	0	0	0	35	192		

TEAM TOTALS SEASON	2	3	4	5	2	3	4	5	6	7	2	3	4	5	6	7	8	TOT
1979-80	37	7	0	0	60	13	3	0	0	1	123	37	13	2	2	1	0	178
1980-81	30	10	1	1	76	21	6	0	0	0	129	47	16	5	1	1	0	199
1981-82	51	10	3	1	110	32	5	0	0	0	171	65	21	13	2	1	0	273
1982-83	56	9	1	0	105	23	5	2	0	0	181	58	20	6	3	0	0	278
1983-84	52	14	5	2	109	34	2	3	1	0	162	82	20	14	3	1	2	284
1984-85	58	16	1	1	108	24	11	0	0	0	170	60	25	12	5	0	0	272
1985-86	60	13	1	0	98	28	13	3	2	2	150	80	27	11	7	2	1	278
1986-87	50	6	1	0	80	26	4	1	0	0	141	66	16	10	0	0	0	233
1987-88	40	8	1	1	96	20	8	2	0	0	146	55	21	8	1	0	0	231
1988-89	46	5	2	0	78	23	6	0	0	0	131	40	21	5	1	0	0	198
1989-90	36	6	1	0	74	11	4	0	0	0	139	44	9	2	0	0	0	194
1990-91	28	5	0	0	61	12	2	0	0	0	107	38	7	1	0	0	0	153
1991-92	27	1	1	0	60	8	0	0	0	0	129	25	5	1	0	0	0	160
1992-93	22	1	0	0	40	6	0	0	0	0	103	11	1	0	0	0	0	115
1993-94	25	2	0	0	58	8	1	0	0	0	106	27	5	0	0	0	0	138
1994-95	12	2	0	0	34	2	2	0	0	0	60	10	1	0	0	0	0	71
1995-96	21	2	0	0	54	10	0	0	0	0	99	26	3	1	0	0	0	129
1996-97	23	4	0	0	39	6	0	0	0	0	87	20	4	0	0	0	0	111
1997-98	15	0	0	0	38	3	1	0	0	0	89	12	2	0	0	0	0	103
1998-99	25	2	0	0	37	3	1	0	0	0	82	15	2	0	0	0	0	99
1999-00	16	4	1	0	45	6	0	0	0	0	91	15	3	1	0	0	0	110
2000-01	20	2	0	0	34	5	2	0	0	0	95	16	2	1	0	0	0	114
2001-02	17	0	0	0	40	5	0	0	0	0	79	12	2	0	0	0	0	93
2002-03	20	1	0	0	40	3	0	0	0	0	93	17	2	0	0	0	0	112
2003-04	15	0	0	0	38	2	0	0	0	0	98	11	0	0	0	0	0	109
2005-06	22	2	0	0	64	6	2	0	0	0	111	20	5	0	0	0	0	136
2006-07	17	1	0	0	38	6	0	0	0	0	74	11	5	0	0	0	0	90
2007-08	16	0	0	0	44	5	0	0	0	0	97	12	1	0	0	0	0	110
2008-09	10	3	0	0	50	9	0	0	0	0	98	15	4	0	0	0	0	117
2009-10	14	0	0	0	34	4	1	0	0	0	85	9	3	2	0	0	0	99
2010-11	7	1	0	0	39	2	1	0	0	0	83	9	1	0	0	0	0	93
2011-12	14	4	1	0	38	6	1	1	0	0	77	15	5	1	0	0	1	99
2012-13	9	2	0	0	33	3	1	0	0	0	49	11	2	1	0	0	0	63

ALL-TIME 904 142 20 6 1913 373 81 12 3 3 3552 992 273 97 25 6 4 5042

NOTE: Each column represents only the number of games in which the exact number of goals, assists or points were scored. For example, the two-goal column only indicates the number of games in which the player scored exactly two goals and does not include his three-or-more goal games.



EDMONTON OILERS 20 GOAL SEASONS BY PLAYER (1979-80 TO 2012-13)

PLAYER	GOALS								TOT
	20	30	40	50	60	70	80	90	
Glenn Anderson	1	5	2	2	-	-	-	-	10
Jari Kurri	-	3	3	2	1	1	-	-	10
Mark Messier	2	5	2	1	-	-	-	-	10
Wayne Gretzky	-	-	1	3	1	2	1	1	9
Ryan Smyth	4	4	-	-	-	-	-	-	8
Craig Simpson	3	2	1	-	-	-	-	-	6
Doug Weight	6	-	-	-	-	-	-	-	6
Paul Coffey	2	1	2	-	-	-	-	-	5
Esa Tikkanen	2	3	-	-	-	-	-	-	5
Petr Klima	2	1	1	-	-	-	-	-	4
Craig MacTavish	4	-	-	-	-	-	-	-	4
Pat Hughes	3	-	-	-	-	-	-	-	3
Jason Arnott	1	1	-	-	-	-	-	-	2
Brett Callighen	2	-	-	-	-	-	-	-	2
Anson Carter	2	-	-	-	-	-	-	-	2
Zdeno Ciger	1	1	-	-	-	-	-	-	2
Mike Comrie	1	1	-	-	-	-	-	-	2
Mike Grier	2	-	-	-	-	-	-	-	2
Bill Guerin	1	1	-	-	-	-	-	-	2
Matti Hagman	2	-	-	-	-	-	-	-	2
Ales Hemskey	2	-	-	-	-	-	-	-	2
Shawn Horcoff	2	-	-	-	-	-	-	-	2
Mike Krushelnyski	1	-	1	-	-	-	-	-	2
Dave Lumley	1	1	-	-	-	-	-	-	2
Joe Murphy	1	1	-	-	-	-	-	-	2
Dustin Penner	1	1	-	-	-	-	-	-	2
Taylor Hall	2	-	-	-	-	-	-	-	2
Raffi Torres	2	-	-	-	-	-	-	-	2
Kelly Buchberger	1	-	-	-	-	-	-	-	1
Jimmy Carson	-	-	1	-	-	-	-	-	1
Shayne Corson	1	-	-	-	-	-	-	-	1
Mariusz Czerkawski	1	-	-	-	-	-	-	-	1
Vincent Damphousse	-	1	-	-	-	-	-	-	1
Jordan Eberle	-	1	-	-	-	-	-	-	1
Martin Gelinas	1	-	-	-	-	-	-	-	1
Charlie Huddy	1	-	-	-	-	-	-	-	1
Dave Hunter	1	-	-	-	-	-	-	-	1
Andrei Kovalenko	-	1	-	-	-	-	-	-	1
Willy Lindstrom	1	-	-	-	-	-	-	-	1
Ken Linseman	-	1	-	-	-	-	-	-	1
Blair MacDonald	-	-	1	-	-	-	-	-	1
Todd Marchant	1	-	-	-	-	-	-	-	1
Scott Mellanby	1	-	-	-	-	-	-	-	1
Ethan Moreau	1	-	-	-	-	-	-	-	1
Rem Murray	1	-	-	-	-	-	-	-	1
Mark Napier	1	-	-	-	-	-	-	-	1
Bernie Nicholls	1	-	-	-	-	-	-	-	1
David Oliver	1	-	-	-	-	-	-	-	1
Alex Selivanov	1	-	-	-	-	-	-	-	1
Anatoli Semenov	1	-	-	-	-	-	-	-	1
Sheldon Souray	1	-	-	-	-	-	-	-	1
Jarret Stoll	1	-	-	-	-	-	-	-	1
Petr Sykora	1	-	-	-	-	-	-	-	1
Stan Weir	-	1	-	-	-	-	-	-	1
Mike York	1	-	-	-	-	-	-	-	1
TOTALS (55 Players)	74	36	15	8	2	3	1	1	139



EDMONTON OILERS 20 GOAL SEASONS BY SEASON (1979-80 TO 2012-13)

SEASON	GOALS								TOT
	20	30	40	50	60	70	80	90	
1979-80	2	1	1	1	-	-	-	-	5
1980-81	3	2	-	1	-	-	-	-	6
1981-82	3	3	-	1	-	-	-	1	8
1982-83	3	1	3	-	-	1	-	-	8
1983-84	3	1	1	2	-	-	1	-	8
1984-85	1	1	2	-	-	2	-	-	6
1985-86	2	1	1	2	1	-	-	-	7
1986-87	1	3	-	1	1	-	-	-	6
1987-88	2	2	3	-	-	-	-	-	7
1988-89	1	3	2	-	-	-	-	-	6
1989-90	3	3	1	-	-	-	-	-	7
1990-91	4	1	1	-	-	-	-	-	6
1991-92	6	2	-	-	-	-	-	-	8
1992-93	1	1	-	-	-	-	-	-	2
1993-94	3	1	-	-	-	-	-	-	4
1994-95	-	-	-	-	-	-	-	-	0
1995-96	3	1	-	-	-	-	-	-	4
1996-97	2	2	-	-	-	-	-	-	4
1997-98	2	-	-	-	-	-	-	-	2
1998-99	2	1	-	-	-	-	-	-	3
1999-00	4	-	-	-	-	-	-	-	4
2000-01	2	1	-	-	-	-	-	-	3
2001-02	1	1	-	-	-	-	-	-	2
2002-03	5	-	-	-	-	-	-	-	5
2003-04	3	-	-	-	-	-	-	-	3
2004-05	No Season – NHL Lockout								
2005-06	3	1	-	-	-	-	-	-	4
2006-07	1	1	-	-	-	-	-	-	2
2007-08	3	-	-	-	-	-	-	-	3
2008-09	2	-	-	-	-	-	-	-	2
2009-10	-	1	-	-	-	-	-	-	1
2010-11	1	-	-	-	-	-	-	-	1
2011-12	1	1	-	-	-	-	-	-	2
2012-13	-	-	-	-	-	-	-	-	-
TOTALS (33 Seasons)	73	36	15	8	2	3	1	1	139



EDMONTON OILERS 20 GOAL SEASONS

92 GOALS (1) (Oilers/NHL Record)

Wayne Gretzky# 1981-82

87 GOALS (1)

Wayne Gretzky# 1983-84

73 GOALS (1)

Wayne Gretzky# 1984-85

71 GOALS (2)

Wayne Gretzky# 1982-83

Jari Kurri 1984-85

68 GOALS (1)

Jari Kurri# 1985-86

62 GOALS (1)

Wayne Gretzky# 1986-87

55 GOALS (1)

Wayne Gretzky 1980-81

54 GOALS (3)

Glenn Anderson 1983-84

Glenn Anderson 1985-86

Jari Kurri 1986-87

52 GOALS (2)

Jari Kurri 1983-84

Wayne Gretzky 1985-86

51 GOALS (1)

Wayne Gretzky 1979-80

50 GOALS (1)

Mark Messier 1981-82

49 GOALS (1)

Jimmy Carson 1988-89

48 GOALS (3)

Glenn Anderson 1982-83

Mark Messier 1982-83

Paul Coffey (D) 1985-86

46 GOALS (1)

Blair MacDonald 1979-80

45 GOALS (2)

Jari Kurri 1982-83

Mark Messier 1989-90

44 GOALS (1)

Jari Kurri 1988-89

43 GOALS (3)

Mike Krushelnyski 1984-85

Jari Kurri 1987-88

Craig Simpson 1987-88

42 GOALS (1)

Glenn Anderson 1984-85

40 GOALS (3)

Paul Coffey (D) 1983-84

Wayne Gretzky 1987-88

Petr Klima 1990-91

39 GOALS (1)

Ryan Smyth 1996-97

38 GOALS (3)

Glenn Anderson 1981-82

Glenn Anderson 1987-88

Vincent Damphousse 1991-92

37 GOALS (4)

Mark Messier 1983-84

Paul Coffey (D) 1984-85

Mark Messier 1986-87

Mark Messier 1987-88

36 GOALS (1)

Ryan Smyth 2005-06

35 GOALS (4)

Mark Messier 1985-86

Glenn Anderson 1986-87

Craig Simpson 1988-89

Joe Murphy 1991-92

34 GOALS (3)

Esa Tikkanen 1986-87

Glenn Anderson 1989-90

Jordan Eberle 2011-12

33 GOALS (6)

Stan Weir 1979-80

Ken Linseman 1982-83

Mark Messier 1988-89

Jari Kurri 1989-90

Jason Arnott (R) 1993-94

Mike Comrie 2001-02

32 GOALS (6)

Jari Kurri (R) 1980-81

Jari Kurri 1981-82

Dave Lumley 1981-82

Petr Klima 1992-93

Andrei Kovalenko 1996-97

Dustin Penner 2009-10

31 GOALS (4)

Esa Tikkanen 1988-89

Zdeno Ciger 1995-96

Ryan Smyth 2000-01

Ryan Smyth 2006-07

30 GOALS (4)

Glenn Anderson (R) 1980-81

Esa Tikkanen 1989-90

Craig Simpson 1990-91

Bill Guerin 1998-99

**29 GOALS (3)**

Paul Coffey (D)	1981-82
Paul Coffey (D)	1982-83
Craig Simpson	1989-90

28 GOALS (3)

Jason Arnott	1995-96
Ryan Smyth	1999-00
Anson Carter	2001-02

27 GOALS (7)

Pat Hughes	1983-84
Joe Murphy	1990-91
Esa Tikkanen	1990-91
Alex Selivanov	1999-00
Ryan Smyth	2002-03
Raffi Torres	2005-06
Taylor Hall	2011-12

26 GOALS (2)

Mariusz Czerkawski	1996-97
Doug Weight	1997-98

25 GOALS (7)

Brett Callighen	1980-81
Pat Hughes	1982-83
Petr Klima	1989-90
Shayne Corson	1993-94
Doug Weight	1995-96
Doug Weight	2000-01
Anson Carter	2002-03

24 GOALS (7)

Pat Hughes	1981-82
Mark Napier	1985-86
Glenn Anderson	1990-91
Craig Simpson	1991-92
Craig Simpson	1992-93
Doug Weight	1993-94
Bill Guerin	1999-00

23 GOALS (10)

Brett Callighen	1979-80
Mark Messier	1980-81
Mark Messier	1984-85
Craig MacTavish	1985-86
Esa Tikkanen	1987-88
Scott Mellanby	1991-92
Ryan Smyth	2003-04
Dustin Penner	2007-08
Ales Hemsky	2008-09
Sheldon Souray (D)	2008-09

22 GOALS (8)

Dave Hunter	1983-84
Willy Lindstrom	1983-84
Zdeno Ciger	1993-94
Mike York	2002-03
Shawn Horcoff	2005-06
Jarret Stoll	2005-06
Petr Sykora	2006-07
Taylor Hall (R)	2010-11

21 GOALS (8)

Matti Hagman	1981-82
Craig MacTavish	1988-89
Craig MacTavish	1989-90
Petr Klima	1991-92
Doug Weight	1996-97
Rem Murray	1998-99
Doug Weight	1999-00
Shawn Horcoff	2007-08

20 GOALS (18)

Dave Lumley (R)	1979-80
Matti Hagman	1980-81
Charlie Huddy (D)	1982-83
Craig MacTavish	1986-87
Mike Krushelnyski	1987-88
Martin Gelinas	1990-91
Kelly Buchberger	1991-92
Bernie Nicholls	1991-92
Anatoli Semenov	1991-92
David Oliver	1995-96
Ryan Smyth	1997-98
Mike Grier	1998-99
Mike Grier	2000-01
Mike Comrie	2002-03
Todd Marchant	2002-03
Ethan Moreau	2003-04
Raffi Torres	2003-04
Ales Hemsky	2007-08

(D) - Defenceman

(R) - Rookie

- NHL Leader



EDMONTON OILERS THREE-OR-MORE GOAL GAMES (1979-80 TO 2012-13)

PLAYER	REGULAR SEASON				PLAYOFFS			OVERALL			
	3	4	5	TOTAL	3	4	TOTAL	3	4	5	TOTAL
Wayne Gretzky	30	9	4	43	5	2	7	35	11	4	50
Jari Kurri	18	1	1	20	5	2	7	23	3	1	27
Glenn Anderson	17	3	0	20	1	1	2	18	4	0	22
Mark Messier	10	3	0	13	2	1	3	12	4	0	18
Esa Tikkanen	5	0	0	5	3	0	3	8	0	0	8
Ryan Smyth	5	0	0	5	0	0	0	5	0	0	5
Paul Coffey	3	1	0	4	0	0	0	3	1	0	4
Petr Klima	3	0	0	3	1	0	1	4	0	0	4
Blair MacDonald	4	0	0	4	0	0	0	4	0	0	4
Taylor Hall	3	0	0	3	0	0	0	3	0	0	3
Alex Selivanov	2	1	0	3	0	0	0	2	1	0	3
Jason Arnott	2	0	0	2	0	0	0	2	0	0	2
Mariusz Czerkawski	2	0	0	2	0	0	0	2	0	0	2
Sam Gagner	1	1	0	2	0	0	0	1	1	0	2
Dave Lumley	2	0	0	2	0	0	0	2	0	0	2
Craig MacTavish	2	0	0	2	0	0	0	2	0	0	2
Joe Murphy	1	0	0	1	1	0	1	2	0	0	2
Craig Simpson	2	0	0	2	0	0	0	2	0	0	2
Doug Weight	1	0	0	1	1	0	1	2	0	0	2
Don Ashby	1	0	0	1	0	0	0	1	0	0	1
Marc-Andre Bergeron	1	0	0	1	0	0	0	1	0	0	1
Kelly Buchberger	1	0	0	1	0	0	0	1	0	0	1
Jimmy Carson	1	0	0	1	0	0	0	1	0	0	1
Erik Cole	1	0	0	1	0	0	0	1	0	0	1
Shayne Corson	1	0	0	1	0	0	0	1	0	0	1
Geoff Courtnall	1	0	0	1	0	0	0	1	0	0	1
Vincent Damphousse	0	1	0	1	0	0	0	0	1	0	1
Boyd Devereaux	1	0	0	1	0	0	0	1	0	0	1
Martin Gelinas	1	0	0	1	0	0	0	1	0	0	1
Adam Graves	1	0	0	1	0	0	0	1	0	0	1
Mike Grier	1	0	0	1	0	0	0	1	0	0	1
Brent Grieve	1	0	0	1	0	0	0	1	0	0	1
Dave Hannan	1	0	0	1	0	0	0	1	0	0	1
Ales Hemsky	1	0	0	1	0	0	0	1	0	0	1
Shawn Horcoff	1	0	0	1	0	0	0	1	0	0	1
Pat Hughes	0	0	1	1	0	0	0	0	0	1	1
Ryan Jones	1	0	0	1	0	0	0	1	0	0	1
Mike Krushelnyski	1	0	0	1	0	0	0	1	0	0	1
Normand Lacombe	1	0	0	1	0	0	0	1	0	0	1
Georges Laraque	1	0	0	1	0	0	0	1	0	0	1
Willy Lindstrom	1	0	0	1	0	0	0	1	0	0	1
Ken Linseman	1	0	0	1	0	0	0	1	0	0	1
Ethan Moreau	1	0	0	1	0	0	0	1	0	0	1
Rem Murray	1	0	0	1	0	0	0	1	0	0	1
Ryan Nugent-Hopkins	1	0	0	1	0	0	0	1	0	0	1
David Oliver	1	0	0	1	0	0	0	1	0	0	1
Fernando Pisani	1	0	0	1	0	0	0	1	0	0	1
Dave Semenko	1	0	0	1	0	0	0	1	0	0	1
Gord Sherven	1	0	0	1	0	0	0	1	0	0	1
Risto Siltanen	1	0	0	1	0	0	0	1	0	0	1
Bill Guerin	0	0	0	0	1	0	1	1	0	0	1
Nail Yakupov	1	0	0	1	0	0	0	1	0	0	1
TOTALS	143	20	6	169	20	6	26	163	26	6	195

ACTIVE OILERS THREE-OR-MORE GOAL GAMES

REGULAR SEASON

PLAYER	DATE	OPPONENT	GOALTENDER(S)
Nail Yakupov	April 27, 2013	vs. Vancouver	Roberto Luongo
Taylor Hall	March 30, 2013	vs. Vancouver	Corey Schneider, Roberto Luongo
Ales Hemsky	March 20, 2012	at Nashville	Anders Lindback
Sam Gagner	February 2, 2012	vs. Chicago	Corey Crawford
Ryan Jones	December 2, 2011	vs. Columbus	Curtis Sanford
Taylor Hall	November 19, 2011	vs. Chicago	Ray Emery
Ryan Nugent-Hopkins	October 15, 2011	vs. Vancouver	Roberto Luongo
Sam Gagner	March 19, 2009	at Colorado	Peter Budaj



EDMONTON OILERS ALL-TIME THREE-OR-MORE GOAL GAMES (1979-80 TO 2012-13)

TOTAL: 167 (141 3-Goal Games, 20 4-Goal Games, 6 5-Goal Games)

NOTE: In the NO column, the first number indicates the number of hat tricks scored in that season and the second number indicates the player's career total.

PLAYER	NO	GOALS	DATE	OPPONENT	GOALTENDER(S)
1979-80 (7; 7 3-Goal Games)					
1. Blair MacDonald	1-1	3	October 19, 1979	vs Quebec	Michel Dion
2. Blair MacDonald	2-2	3	January 19, 1980	at Pittsburgh	Greg Millen
3. Blair MacDonald	3-3	3	January 26, 1980	vs Toronto	Paul Harrison (2), Vincent Tremblay (1)
4. Wayne Gretzky	1-1	3	February 1, 1980	vs Winnipeg	Pierre Hamel (2), Markus Mattsson (1)
5. Blair MacDonald	4-4	3	February 15, 1980	vs Washington	Wayne Stephenson
6. Wayne Gretzky	2-2	3	March 21, 1980	vs Pittsburgh	Greg Millen
7. Don Ashby	1-1	3	March 29, 1980	at Toronto	Mike Palmateer
1980-81 (12; 10 3-Goal Games, 1 4-Goal Game, 1 5-Goal Game)					
8. Dave Semenko	1-1	3	October 19, 1980	at NY Rangers	Wayne Thomas (2), ENG (1)
9. Jari Kurri	1-1	3	November 26, 1980	vs Chicago	Tony Esposito
10. Wayne Gretzky	1-3	3	December 23, 1980	at Los Angeles	Doug Kears
11. Jari Kurri	2-2	3	January 11, 1981	at Quebec	Ron Grahame
12. Jari Kurri	3-3	3	January 28, 1981	vs Montreal	Richard Sevigny
13. Wayne Gretzky	2-4	3	February 6, 1981	vs Winnipeg	Pierre Hamel
14. Wayne Gretzky	3-5	5	February 18, 1981	vs St. Louis	Mike Liut (3), Ed Staniowski (2)
15. Glenn Anderson	1-1	3	February 21, 1981	at Winnipeg	Markus Mattsson
16. Wayne Gretzky	4-6	4	March 7, 1981	at Philadelphia	Rick St. Croix
17. Mark Messier	1-1	3	March 16, 1981	vs Pittsburgh	Greg Millen
18. Glenn Anderson	2-2	3	March 25, 1981	at Hartford	Mike Veisor (2), ENG (1)
19. Risto Siltanen	1-1	3	April 4, 1981	vs Winnipeg	Markus Mattsson
1981-82 (14; 10 3-Goal Games, 3 4-Goal Games, 1 5-Goal Game)					
20. Wayne Gretzky	1-7	4	October 31, 1981	vs Quebec	Dan Bouchard (1), Michel Plasse (3)
21. Glenn Anderson	1-3	3	November 23, 1981	vs Detroit	Gilles Gilbert
22. Wayne Gretzky	2-8	4	November 25, 1981	vs Los Angeles	Jim Rutherford
23. Mark Messier	1-2	3	December 2, 1981	at Quebec	Dan Bouchard
24. Wayne Gretzky	3-9	3	December 19, 1981	vs Minnesota	Gilles Meloche
25. Dave Lumley	1-1	3	December 19, 1981	vs Minnesota	Gilles Meloche (2), ENG (1)
26. Wayne Gretzky	4-10	4	December 27, 1981	vs Los Angeles	Mario Lessard
27. Wayne Gretzky	5-11	5	December 30, 1981	vs Philadelphia	Pete Peeters (4), ENG (1)
28. Wayne Gretzky	6-12	3	January 20, 1982	vs St. Louis	Gary Edwards
29. Wayne Gretzky	7-13	3	January 31, 1982	vs Philadelphia	Rick St. Croix
30. Mark Messier	2-3	3	February 17, 1982	vs Minnesota	Don Beaupre
31. Wayne Gretzky	8-14	3	February 19, 1982	vs Hartford	Greg Millen
32. Wayne Gretzky	9-15	3	February 24, 1982	at Buffalo	Don Edwards
33. Wayne Gretzky	10-16	3	March 17, 1982	vs Pittsburgh	Michel Dion
1982-83 (10; 9 3-Goal Games, 1 4-Goal Game)					
34. Wayne Gretzky	1-17	3	November 21, 1982	vs Quebec	Clint Malarchuk
35. Paul Coffey	1-1	3	December 11, 1982	at Minnesota	Don Beaupre
36. Jari Kurri	1-4	3	December 17, 1982	vs New Jersey	Glenn Resch (2), Shawn McKenzie (1)
37. Mark Messier	1-4	4	December 19, 1982	vs Montreal	Richard Sevigny (3), ENG (1)
38. Glenn Anderson	1-4	3	December 22, 1982	vs Minnesota	Don Beaupre
39. Glenn Anderson	2-5	3	January 7, 1983	vs Pittsburgh	Denis Herron
40. Mark Messier	2-5	3	January 19, 1983	vs Vancouver	Richard Brodeur
41. Ken Linseman	1-1	3	February 19, 1983	at Pittsburgh	Denis Herron (2), Nick Ricci (1)
42. Jari Kurri	2-5	3	March 5, 1983	at Toronto	Mike Palmateer
43. Wayne Gretzky	2-18	3	March 8, 1983	at Hartford	Mike Veisor
1983-84 (21; 14 3-Goal Games, 5 4-Goal Games, 2 5-Goal Games)					
44. Wayne Gretzky	1-19	4	November 6, 1983	at Winnipeg	Doug Soetaert (3), ENG (1)



PLAYER	NO	GOALS	DATE	OPPONENT	GOALTENDER(S)
45. Wayne Gretzky	2-20	3	November 12, 1983	at Detroit	Greg Stefan
46. Jari Kurri	1-6	5	November 19, 1983	vs New Jersey	Ron Low (2), Glenn Resch (3)
47. Wayne Gretzky	3-21	3	November 19, 1983	vs New Jersey	Ron Low (2), Glenn Resch (1)
48. Willy Lindstrom	1-1	3	November 19, 1983	vs New Jersey	Ron Low
49. Glenn Anderson	1-6	3	December 3, 1983	vs Los Angeles	Gary Laskowski
50. Wayne Gretzky	4-22	3	December 14, 1983	at NY Rangers	Glen Hanlon
51. Wayne Gretzky	5-23	3	December 21, 1983 ENG (1)	vs Winnipeg	Brian Hayward (2), Don Beaupre (2)
52. Wayne Gretzky	6-24	4	January 4, 1984	vs Minnesota	Gilles Meloche (2)
53. Jari Kurri	2-7	3	January 4, 1984	vs Minnesota	Don Beaupre (2), Gilles Meloche (1)
54. Wayne Gretzky	7-25	3	January 7, 1984	vs Hartford	Greg Millen (2), ENG (1)
55. Wayne Gretzky	8-26	3	January 18, 1984	vs Vancouver	Richard Brodeur
56. Pat Hughes	1-1	5	February 3, 1984	vs Calgary	Reggie Lemelin (3), Don Edwards (2)
57. Wayne Gretzky	9-27	4	February 21, 1984	at St. Louis	Mike Liut
58. Wayne Gretzky	10-28	4	February 22, 1984	at Pittsburgh	Roberto Romano
59. Mark Messier	1-6	3	February 25, 1984	vs Toronto	Allan Bester
60. Jari Kurri	3-8	3	March 7, 1984	vs Chicago	Murray Bannerman
61. Jari Kurri	4-9	3	March 11, 1984	vs Vancouver	John Garrett
62. Mark Messier	2-7	3	March 11, 1984	vs Vancouver	John Garrett
63. Glenn Anderson	2-7	3	March 17, 1984	vs Los Angeles	Markus Mattsson
64. Glenn Anderson	3-8	4	March 21, 1984	vs Hartford	Greg Millen (3), ENG (1)

1984-85 (18; 16 3-Goal Games, 1 4-Goal Game, 1 5-Goal Game)

65. Gord Sherven	1-1	3	October 14, 1984	vs Quebec	Richard Sevigny
66. Wayne Gretzky	1-29	3	October 18, 1984	at Minnesota	Don Beaupre
67. Jari Kurri	1-10	3	October 19, 1984	at Winnipeg	Brian Hayward
68. Glenn Anderson	1-9	3	November 2, 1984	vs Chicago	Murray Bannerman
69. Jari Kurri	2-11	3	November 9, 1984	at Washington	Pat Riggan
70. Wayne Gretzky	2-30	3	November 27, 1984	at Toronto	Ken Wregget
71. Jari Kurri	3-12	3	December 5, 1984	vs NY Islanders	Billy Smith
72. Wayne Gretzky	3-31	5	December 15, 1984	at St. Louis	Rick Wamsley (4), Mike Liut (1)
73. Paul Coffey	1-2	4	December 26, 1984	at Calgary	Reggie Lemelin
74. Wayne Gretzky	4-32	3	December 29, 1984	vs Detroit	Corrado Micallef
75. Wayne Gretzky	5-33	3	January 26, 1985	vs Pittsburgh	Denis Herron
76. Jari Kurri	4-13	3	January 29, 1985	at Calgary	Don Edwards
77. Mike Krushelnyski	1-1	3	February 2, 1985	vs NY Rangers	Glen Hanlon
78. Glenn Anderson	2-10	3	February 19, 1985	at Toronto	Ken Wregget (2), Tim Bernhardt (2)
79. Jari Kurri	5-14	3	February 19, 1985	at Toronto	Ken Wregget (2), Tim Bernhardt (1)
80. Glenn Anderson	3-11	3	March 20, 1985	vs Chicago	Warren Skorodenski
81. Paul Coffey	2-3	3	March 31, 1985	at Chicago	Warren Skorodenski
82. Wayne Gretzky	6-34	3	April 2, 1985	at Los Angeles	Bob Janecyk

1985-86 (14; 13 3-Goal Games, 1 4-Goal Game)

83. Glenn Anderson	1-12	3	October 28, 1985	at Calgary	Reggie Lemelin
84. Wayne Gretzky	1-35	3	November 3, 1985	vs Toronto	Tim Bernhardt
85. Dave Lumley	1-2	3	November 8, 1985	vs Vancouver	Frank Caprice
86. Craig MacTavish	1-1	3	December 1, 1985	vs Calgary	Reggie Lemelin
87. Jari Kurri	1-15	3	December 7, 1985	vs Minnesota	Don Beaupre (1), Jon Casey (2)
88. Glenn Anderson	2-13	3	December 11, 1985	at Chicago	Murray Bannerman
89. Jari Kurri	2-16	3	December 11, 1985 (1), Bob Sauve (2)	at Chicago	Murray Bannerman
90. Paul Coffey	1-4	3	December 20, 1985	vs Los Angeles	Darren Eliot
91. Jari Kurri	3-17	4	December 20, 1985	vs Los Angeles	Darren Eliot
92. Wayne Gretzky	2-36	3	December 31, 1985	vs Philadelphia	Bob Froese
93. Wayne Gretzky	3-37	3	January 8, 1986	at Toronto	Tim Bernhardt
94. Mark Messier	1-8	3	February 26, 1986	at Winnipeg	Brian Hayward
95. Glenn Anderson	3-14	3	March 9, 1986	at Los Angeles	Rollie Melanson
96. Glenn Anderson	4-15	3	March 14, 1986	vs Detroit	Greg Stefan (2), Eddie Mio (1)



PLAYER	NO	GOALS	DATE	OPPONENT	GOALTENDER(S)
1986-87 (7; 6 3-Goal Games, 1 4-Goal Game)					
97. Esa Tikkanen	1-1	3	October 15, 1986	vs Quebec	Clint Malarchuk
98. Jari Kurri	1-18	3	October 17, 1986	vs Detroit	Greg Stefan
99. Wayne Gretzky	1-38	3	October 24, 1986	vs Boston	Pat Riggin (2), Doug Keans (1)
100. Wayne Gretzky	2-39	3	November 22, 1986	vs Vancouver	Troy Gamble (2), ENG (1)
101. Esa Tikkanen	1-2	3	November 24, 1986	at Calgary	Mike Vernon
102. Wayne Gretzky	3-40	3	December 10, 1986	at Winnipeg	Daniel Berthiaume
103. Wayne Gretzky	4-41	4	December 17, 1986	vs Quebec	Richard Sevigny
1987-88 (10; 8 3-Goal Games, 1 4-Goal Game, 1 5-Goal Game)					
104. Glenn Anderson	1-16	3	October 11, 1987	at Los Angeles	Rollie Melanson (2), Glenn Healy (1)
105. Glenn Anderson	2-17	3	October 16, 1987	at Calgary	Mike Vernon (2), ENG (1)
106. Wayne Gretzky	1-42	3	November 4, 1987	vs NY Rangers	John Vanbiesbrouck
107. Craig Simpson	1-1	3	December 2, 1987	at Detroit	Glen Hanlon
108. Wayne Gretzky	2-43	5	December 6, 1987	vs Minnesota	Don Beaupre (4), Kari Takko (1)
109. Dave Hannan	1-1	3	January 25, 1988	at Pittsburgh	Frank Pietrangelo
110. Esa Tikkanen	1-3	3	February 3, 1988	vs New Jersey	Alain Chevrier
111. Mark Messier	1-9	3	February 14, 1988	vs Vancouver	Frank Caprice
112. Glenn Anderson	3-18	4	March 4, 1988	vs Philadelphia	Mark LaForest
113. Geoff Courtnall	1-1	3	March 15, 1988	vs Buffalo	Jacques Cloutier
1988-89 (7; 5 3-Goal Games, 2 4-Goal Games)					
114. Jari Kurri	1-19	3	November 8, 1988	at Pittsburgh	Steve Guenette
115. Esa Tikkanen	1-4	3	November 12, 1988	at Toronto	Allan Bester
116. Glenn Anderson	1-19	4	November 19, 1988	vs Toronto	Ken Wregget
117. Jimmy Carson	1-1	3	December 4, 1988	vs NY Rangers	Bob Froese
118. Jari Kurri	2-20	3	December 7, 1988	vs Quebec	Mario Gosselin
119. Mark Messier	1-10	4	February 21, 1989	vs Hartford	Mike Liut (3), ENG (1)
120. Craig Simpson	1-2	3	February 25, 1989	vs St. Louis	Greg Millen
1989-90 (7; 6 3-Goal Games, 1 4-Goal Game)					
121. Mark Messier	1-11	3	November 21, 1989	vs Vancouver	Kirk McLean
122. Normand Lacombe	1-1	3	November 25, 1989	at NY Islanders	Glenn Healy
123. Glenn Anderson	1-20	3	December 2, 1989	vs Minnesota	Jon Casey (2), Kari Takko (1)
124. Adam Graves	1-1	3	December 17, 1989	at Chicago	Alain Chevrier
125. Mark Messier	2-12	3	January 17, 1990	vs Winnipeg	Bob Essensa
126. Mark Messier	3-13	4	March 3, 1990	vs Philadelphia	Ron Hextall
127. Martin Gelinas	1-1	3	March 4, 1990	vs Vancouver	Kirk McLean (2), ENG (1)
1990-91 (5; 5 3-Goal Games)					
128. Esa Tikkanen	1-5	3	October 14, 1990	at Vancouver	Troy Gamble
129. Craig MacTavish	1-2	3	December 22, 1990	at Calgary	Mike Vernon
130. Petr Klima	1-1	3	January 30, 1991	vs Vancouver	Kirk McLean
131. Petr Klima	2-2	3	February 5, 1991	at Boston	Norm Foster
132. Petr Klima	3-3	3	March 31, 1991	vs Winnipeg	Rick Tabaracci
1991-92 (2; 1 3-Goal Game, 1 4-Goal Game)					
133. Vincent Damphousse	1-1	4	December 14, 1991	vs Winnipeg	Stephane Beauregard
134. Joe Murphy	1-1	3	January 13, 1992	at Minnesota	Jon Casey
1992-93 (1; 1 3-Goal Game)					
135. Kelly Buchberger	1-1	3	January 31, 1993	at Buffalo	Tom Draper
1993-94 (2; 2 3-Goal Games)					
136. Shayne Corson	1-1	3	November 15, 1993	at Toronto	Felix Potvin
137. Brent Grieve	1-1	3	February 25, 1994	vs Los Angeles	Robb Stauber
1994-95 (2; 2 3-Goal Games)					
138. Jason Arnott	1-1	3	March 20, 1995	vs Calgary	Andrej Trefilov
139. David Oliver	1-1	3	March 22, 1995	at Dallas	Andy Moog
1995-96 (2; 2 3-Goal Games)					
140. Doug Weight	1-1	3	November 20, 1995	vs Colorado	Stephane Fiset



PLAYER	NO	GOALS	DATE	OPPONENT	GOALTENDER(S)
141. Jason Arnott	1-2	3	March 23, 1996	at Montreal	Jocelyn Thibault
1996-97 (4; 4 3-Goal Games)					
142. Ryan Smyth	1-1	3	October 8, 1996	at Toronto	Felix Potvin (2), ENG (1)
143. Rem Murray	1-1	3	October 24, 1996 Byron Dafeo (1)	at Los Angeles	Stephane Fiset (2),
144. Mariusz Czerkawski	1-1	3	November 7, 1996	vs Boston	Scott Bailey
145. Mariusz Czerkawski	2-2	3	February 19, 1997	vs Toronto	Felix Potvin
1997-98 (0; None)					
1998-99 (2; 2 3-Goal Games)					
146. Alexander Selivanov	1-1	3	February 17, 1999	at Anaheim	Guy Hebert (2), Dominic Roussel (1)
147. Mike Grier	1-1	3	March 20, 1999	vs Vancouver	Garth Snow
1999-00 (5; 4 3-Goal Games, 1 4-Goal Game)					
148. Alexander Selivanov	1-2	4	November 14, 1999	at Chicago	Steve Passmore
149. Georges Laraque	1-1	3	February 21, 2000	vs Los Angeles	Stephane Fiset
150. Ryan Smyth	1-2	3	March 13, 2000	at Atlanta	Norm Maracle
151. Boyd Devereaux	1-1	3	March 17, 2000	vs Ottawa	Patrick Lalime
152. Alexander Selivanov	2-3	3	April 8, 2000	at Calgary	Fred Brathwaite (1), Grant Fuhr (1), ENG (1)
2000-01 (2; 2 3-Goal Games)					
153. Ryan Smyth	1-3	3	November 14, 2000	vs St. Louis	Roman Turek (2), ENG (1)
154. Ryan Smyth	2-4	3	January 13, 2001 ENG (1)	vs Ottawa	Patrick Lalime (2),
2001-02 (0; None)					
2002-03 (1; 1 3-Goal Game)					
155. Fernando Pisani	1-1	3	March 22, 2003	vs Washington	Olaf Kolzig
2003-04 (0; None)					
2005-06 (2; 2 3-Goal Games)					
156. Shawn Horcoff	1-1	3	January 10, 2006	at Pittsburgh	Marc-Andre Fleury
157. Marc-Andre Bergeron	1-1	3	January 14, 2006	vs Ottawa	Dominik Hasek
2006-07 (1; 1 3-Goal Game)					
158. Ryan Smyth	1-5	3	October 12, 2006	vs San Jose	Evgeni Nabokov
2007-08 (0; None)					
2008-09 (3; 3 3-Goal Games)					
159. Erik Cole	1-1	3	January 13, 2009	at Washington	Jose Theodore (2), ENG (1)
160. Ethan Moreau	1-1	3	January 18, 2009	vs Phoenix	Ilya Bryzgalov (2), ENG (1)
161. Sam Gagner	1-1	3	March 19, 2009	at Colorado	Peter Budaj
2009-10 (0; None)					
2010-11 (1; 1 3-Goal Game)					
162. Taylor Hall	1-1	3	February 19, 2011	vs Atlanta	Chris Mason
2011-12 (5; 4 3-Goal Games; 1 4-Goal Game)					
163. Ryan Nugent-Hopkins	1-1	3	October 15, 2011	vs Vancouver	Roberto Luongo
164. Taylor Hall	1-2	3	November 19, 2011	vs Chicago	Ray Emery
165. Ryan Jones	1-1	3	December 2, 2011	vs Columbus	Curtis Sanford
166. Sam Gagner	1-2	4	February 2, 2012	vs Chicago	Corey Crawford
167. Ales Hemsky	1-1	3	March 20, 2012	at Nashville	Anders Lindback
2012-13 (2; 2 3-Goal Games)					
168. Taylor Hall	1-3	3	March 30, 2013	vs. Vancouver	Corey Schneider (2) Roberto Luongo (1)
169. Nail Yakupov	1-1	3	April 27, 2013	vs. Vancouver	Roberto Luongo (3)



EDMONTON OILERS ALL-TIME REGULAR SEASON GOALTENDING RECORDS (1979-80 TO 2012-13)

GOALTENDER	GPI	MINS	GA	EN	SO	GAA.	W-L-O/T	PCT.
Marco Baron	1	33	2	0	0	3.64	0-1-0	.000
Fred Brathwaite	40	1876	110	2	0	3.52	5-17-4	.269
Ty Conklin	60	3156	131	5	2	2.49	27-19-5	.578
Jim Corsi	26	1366	83	3	0	3.65	8-14-3	.380
Wayne Cowley	1	57	3	0	0	3.16	0-1-0	.000
Don Cutts	6	269	16	1	0	3.57	1-2-1	.375
Yann Danis	1	32	2	0	0	3.75	0-0-0	.000
Jeff Deslauriers	58	3337	182	4	3	3.27	20-31-4	.400
Devan Dubnyk	139	7891	365	4	6	2.78	50-59-23	.610
Dave Dryden	14	744	53	2	0	4.27	2-7-3	.292
Bob Dupuis	1	60	4	1	0	4.00	0-1-0	.000
Gary Edwards	15	729	44	0	0	3.62	5-3-4	.583
Bob Essensa	74	3784	172	7	1	2.73	22-28-7	.447
Randy Exelby	1	60	5	1	0	5.00	0-1-0	.000
Norm Foster	10	439	20	0	0	2.73	5-3-0	.625
Grant Fuhr	423	23910	1470	20	9	3.69	226-117-54	.637
Joaquin Gage	23	1076	67	2	0	3.74	4-12-1	.265
Mathieu Garon	62	3473	161	6	4	2.78	32-26-1	.551
Martin Gerber	3	185	4	0	0	1.30	3-0-0	1.000
Mike Greenlay	2	20	4	0	0	12.00	0-0-0	—
Peter Ing	12	463	33	1	0	4.28	3-4-0	.429
Curtis Joseph	177	10168	492	13	14	2.90	76-76-20	.500
Nikolai Khabibulin	117	6735	337	2	5	3.00	33-67-14	.407
Peter LoPresti	2	105	8	1	0	4.57	0-1-0	.000
Ron Low	67	3570	240	5	0	4.03	30-23-5	.560
Jussi Markkanen	102	5365	244	8	5	2.73	35-35-14	.500
Lindsay Middlebrook	1	60	3	0	0	3.00	1-0-0	1.000
Mike Minard	1	60	3	0	0	3.00	1-0-0	1.000
Eddie Mio	77	4104	275	6	1	4.02	25-28-14	.478
Andy Moog	235	12901	777	10	4	3.61	143-53-21	.707
Mike Morrison	21	892	42	0	0	2.83	10-4-2	.688
Steve Passmore	6	362	17	1	0	2.82	1-4-1	.250
Bill Ranford	449	25004	1463	30	8	3.51	167-193-54	.469
Daryl Reaugh	7	236	19	1	0	4.83	1-2-0	.333
Eldon Reddick	13	724	40	2	0	3.31	5-6-2	.462
Dwayne Roloson	193	11032	512	19	6	2.78	78-82-24	.489
Dominic Roussel	8	348	21	1	0	3.62	1-4-0	.200
Tommy Salo	334	19564	796	15	23	2.44	147-128-51	.529
Mikhail Shtalenkov	34	1819	81	2	3	2.67	12-17-3	.422
Warren Skorodenski	3	61	7	0	0	6.89	0-0-0	—
Kari Tako	11	529	37	0	0	4.20	4-4-0	.500
Ron Tugnutt	29	1462	103	2	0	4.23	10-13-2	.440
Stephen Valiquette	1	14	2	0	0	8.57	0-0-0	—
Mike Zanier	3	185	12	0	0	3.89	1-1-1	.500
TOTALS	2863	158,669	8629	188	95	3.26	1194-1058-367	.456



EDMONTON OILERS CAREER GOALTENDING LEADERS (1979-80 TO 2012-13)

GAMES PLAYED

Bill Ranford	449
Grant Fuhr	423
Tommy Salo	334
Andy Moog	235
Dwayne Roloson	193
Curtis Joseph	177
Devan Dubnyk	139
Nikolai Khabibulin	117
Jussi Markkanen	102
Eddie Mio	77
Bob Essensa	74

MINUTES PLAYED

Bill Ranford	25004
Grant Fuhr	23910
Tommy Salo	19564
Andy Moog	12901
Dwayne Roloson	11032
Curtis Joseph	10168
Devan Dubnyk	7802
Nikolai Khabibulin	6735
Jussi Markkanen	5365
Eddie Mio	4104
Bob Essensa	3784

GOALS AGAINST

Grant Fuhr	1470
Bill Ranford	1463
Tommy Salo	796
Andy Moog	777
Dwayne Roloson	512
Curtis Joseph	492
Devan Dubnyk	365
Nikolai Khabibulin	337
Eddie Mio	275
Jussi Markkanen	244
Ron Low	240

SHUTOUTS

Tommy Salo	23
Curtis Joseph	14
Grant Fuhr	9
Bill Ranford	8
Devan Dubnyk	6
Dwayne Roloson	6
Nikolai Khabibulin	5
Jussi Markkanen	5
Mathieu Garon	4
Andy Moog	4
Mikhail Shtalenkov	3
Jeff Deslauriers	3
Ty Conklin	2
Bob Essensa	1
Eddie Mio	1
Moog/Fuhr	1

GOALS AGAINST AVERAGE

(Minimum 1000 Minutes)

Tommy Salo	2.44
Ty Conklin	2.49
Mikhail Shtalenkov	2.67
Bob Essensa	2.73
Jussi Markkanen	2.73
Devan Dubnyk	2.78
Mathieu Garon	2.78
Dwayne Roloson	2.78
Curtis Joseph	2.90
Nikolai Khabibulin	3.00
Jeff Deslauriers	3.27
Bill Ranford	3.51
Fred Brathwaite	3.52
Andy Moog	3.61

WINS

Grant Fuhr	226
Bill Ranford	167
Tommy Salo	147
Andy Moog	143
Dwayne Roloson	78
Curtis Joseph	76
Devan Dubnyk	50
Jussi Markkanen	35
Nikolai Khabibulin	33
Mathieu Garon	32
Ron Low	30

LOSSES

Bill Ranford	193
Tommy Salo	128
Grant Fuhr	117
Dwayne Roloson	82
Curtis Joseph	76
Nikolai Khabibulin	67
Devan Dubnyk	59
Andy Moog	53
Jussi Markkanen	35
Jeff Deslauriers	31
Bob Essensa	28

TIES

Grant Fuhr	54
Bill Ranford	54
Tommy Salo	51
Andy Moog	21
Curtis Joseph	20
Eddie Mio	14
Bob Essensa	7
Jussi Markkanen	7
Ron Low	5
Fred Brathwaite	4
Ty Conklin	4
Gary Edwards	4

WINNING PERCENTAGE

(Minimum 25 Decisions)

Andy Moog	.707
Grant Fuhr	.637
Devan Dubnyk	.610
Ty Conklin	.578
Ron Low	.560
Mathieu Garon	.551
Tommy Salo	.529
Curtis Joseph	.500
Jussi Markkanen	.500
Dwayne Roloson	.489
Eddie Mio	.478



EDMONTON OILERS YEARLY GOALTENDING LEADERS (1979-80 TO 2012-13)

GAMES PLAYED

SEASON	PLAYER	NO.
1979-80	Ed Mio	34
1980-81	Ed Mio	43
1981-82	Grant Fuhr	48
1982-83	Andy Moog	50
1983-84	Grant Fuhr	45
1984-85	Grant Fuhr	46
1985-86	Andy Moog	47
1986-87	Andy Moog	46
1987-88	Grant Fuhr	75
1988-89	Grant Fuhr	59
1989-90	Bill Ranford	56
1990-91	Bill Ranford	60
1991-92	Bill Ranford	67
1992-93	Bill Ranford	67
1993-94	Bill Ranford	71
1994-95	Bill Ranford	40
1995-96	Bill Ranford	37
1996-97	Curtis Joseph	72
1997-98	Curtis Joseph	71
1998-99	Bob Essensa	39
1999-00	Tommy Salo	70
2000-01	Tommy Salo	73
2001-02	Tommy Salo	69
2002-03	Tommy Salo	65
2003-04	Tommy Salo	44
2004-05	No Season - NHL Lockout	
2005-06	Jussi Markkanen	37
2006-07	Dwayne Roloson	68
2007-08	Mathieu Garon	47
2008-09	Dwayne Roloson	63
2009-10	Jeff Deslauriers	48
2010-11	Nikolai Khabibulin	47
2011-12	Devan Dubnyk	47
2012-13	Devan Dubnyk	38

MINUTES PLAYED

SEASON	PLAYER	NO.
1979-80	Ed Mio	1711
1980-81	Ed Mio	2393
1981-82	Grant Fuhr	2847
1982-83	Andy Moog	2833
1983-84	Grant Fuhr	2625
1984-85	Grant Fuhr	2559
1985-86	Andy Moog	2664
1986-87	Andy Moog	2461
1987-88	Grant Fuhr	4304
1988-89	Grant Fuhr	3341
1989-90	Bill Ranford	3107
1990-91	Bill Ranford	3415
1991-92	Bill Ranford	3822
1992-93	Bill Ranford	3753
1993-94	Bill Ranford	4070
1994-95	Bill Ranford	2203
1995-96	Bill Ranford	2015
1996-97	Curtis Joseph	4100
1997-98	Curtis Joseph	4132
1998-99	Bob Essensa	2091
1999-00	Tommy Salo	4164
2000-01	Tommy Salo	4364
2001-02	Tommy Salo	4035
2002-03	Tommy Salo	3814
2003-04	Tommy Salo	2487
2004-05	No Season - NHL Lockout	
2005-06	Jussi Markkanen	2016
2006-07	Dwayne Roloson	3932
2007-08	Mathieu Garon	2658

2008-09	Dwayne Roloson	3597
2009-10	Jeff Deslauriers	2798
2010-11	Nikolai Khabibulin	2701
2011-12	Devan Dubnyk	2653
2012-13	Devan Dubnyk	2101

WINS

SEASON	PLAYER	NO.
1979-80	Ed Mio	9
1980-81	Ed Mio	16
1981-82	Grant Fuhr	28
1982-83	Andy Moog	33
1983-84	Grant Fuhr	30
1984-85	Grant Fuhr	26
1985-86	Grant Fuhr	29
1986-87	Andy Moog	28
1987-88	Grant Fuhr	40
1988-89	Grant Fuhr	23
1989-90	Bill Ranford	24
1990-91	Bill Ranford	27
1991-92	Bill Ranford	27
1992-93	Bill Ranford	17
1993-94	Bill Ranford	22
1994-95	Bill Ranford	15
1995-96	Curtis Joseph	15
1996-97	Curtis Joseph	32
1997-98	Curtis Joseph	29
1998-99	Bob Essensa, Mikhail Shtalenkov	12
1999-00	Tommy Salo	27
2000-01	Tommy Salo	36
2001-02	Tommy Salo	30
2002-03	Tommy Salo	29
2003-04	Ty Conklin, Tommy Salo	17
2004-05	No Season - NHL Lockout	
2005-06	Jussi Markkanen	15
2006-07	Dwayne Roloson	27
2007-08	Mathieu Garon	26
2008-09	Dwayne Roloson	28
2009-10	Jeff Deslauriers	16
2010-11	Devan Dubnyk	12
2011-12	Devan Dubnyk	20
2012-13	Devan Dubnyk	14

LOSSES

SEASON	PLAYER	NO.
1979-80	Jim Corsi	14
1980-81	Ed Mio	15
1981-82	Ron Low	7
1982-83	Grant Fuhr	12
1983-84	Grant Fuhr	10
1984-85	Andy Moog	9
1985-86	Andy Moog	9
1986-87	Grant Fuhr	13
1987-88	Grant Fuhr	24
1988-89	Grant Fuhr	26
1989-90	Bill Ranford	16
1990-91	Bill Ranford	27
1991-92	Bill Ranford	26
1992-93	Bill Ranford	38
1993-94	Bill Ranford	34
1994-95	Bill Ranford	20
1995-96	Bill Ranford	18
1996-97	Curtis Joseph	29
1997-98	Curtis Joseph	31
1998-99	Mikhail Shtalenkov	17
1999-00	Tommy Salo	28
2000-01	Tommy Salo	25
2001-02	Tommy Salo	28



2002-03	Tommy Salo	27
2003-04	Tommy Salo	18
2004-05	No Season - NHL Lockout	
2005-06	Jussi Markkanen	12
2006-07	Dwayne Roloson	34
2007-08	Mathieu Garon	18
2008-09	Dwayne Roloson	24
2009-10	Jeff Deslauriers	28
2010-11	Nikolai Khabibulin	32
2011-12	Devan Dubnyk, Nikolai Khabibulin	20
2012-13	Devan Dubnyk	16

TIES/OVERTIME LOSSES

Ties – 1979-80 to 2004-05

Overtime Losses – 2005-06 to 2010-12

SEASON	PLAYER	NO.
1979-80	Ed Mio	5
1980-81	Ed Mio	9
1981-82	Grant Fuhr	14
1982-83	Andy Moog	7
1983-84	Grant Fuhr	4
1984-85	Grant Fuhr	7
1985-86	Andy Moog	7
1986-87	Grant Fuhr, Andy Moog	3
1987-88	Grant Fuhr	9
1988-89	Grant Fuhr	6
1989-90	Bill Ranford	9
1990-91	Grant Fuhr, Bill Ranford	3
1991-92	Bill Ranford	10
1992-93	Bill Ranford	6
1993-94	Bill Ranford	11
1994-95	Bill Ranford	3
1995-96	Bill Ranford	5
1996-97	Curtis Joseph	9
1997-98	Curtis Joseph	9
1998-99	Bob Essensa	6
1999-00	Tommy Salo	13
2000-01	Tommy Salo	12
2001-02	Tommy Salo	10
2002-03	Tommy Salo	8
2003-04	Tommy Salo	6
2004-05	No Season - NHL Lockout	
2005-06	Jussi Markkanen	6
2006-07	Dwayne Roloson	6
2007-08	Dwayne Roloson	5
2008-09	Dwayne Roloson	9
2009-10	Jeff Deslauriers	4
2010-11	Devan Dubnyk	8
2011-12	Nikolai Khabibulin	7
2012-13	Devan Dubnyk	6

SHUTOUTS

SEASON	PLAYER	NO.
1979-80	Ed Mio	1
1980-81	None	0
1981-82	None	0
1982-83	Andy Moog	1
1983-84	Grant Fuhr, Andy Moog	1
1984-85	Grant Fuhr, Andy Moog	1
1985-86	Andy Moog	1
1986-87	None	0
1987-88	Grant Fuhr	4
1988-89	Grant Fuhr, Bill Ranford	1
1989-90	Grant Fuhr, Bill Ranford	1
1990-91	Grant Fuhr	1
1991-92	Bill Ranford	1
1992-93	Bill Ranford	1
1993-94	Bill Ranford	1
1994-95	Bill Ranford	2
1995-96	Bill Ranford	1
1996-97	Curtis Joseph	6

1997-98	Curtis Joseph	8
1998-99	Mikhail Shtalenkov	3
1999-00	Tommy Salo	2
2000-01	Tommy Salo	8
2001-02	Tommy Salo	6
2002-03	Tommy Salo	4
2003-04	Tommy Salo	3
2004-05	No Season - NHL Lockout	
2005-06	Ty Conklin, Dwayne Roloson	1
2006-07	Dwayne Roloson	4
2007-08	Mathieu Garon	4
2008-09	Dwayne Roloson	1
2009-10	Jeff Deslauriers	3
2010-11	Devan Dubnyk, Nikoali Khabibulin	2
2011-12	Devan Dubnyk, Nikolai Khabibulin	2
2012-13	Devan Dubnyk	2

GOALS AGAINST

SEASON	PLAYER	NO.
1979-80	Ed Mio	120
1980-81	Ed Mio	155
1981-82	Grant Fuhr	157
1982-83	Andy Moog	167
1983-84	Grant Fuhr	171
1984-85	Grant Fuhr	165
1985-86	Andy Moog	164
1986-87	Andy Moog	144
1987-88	Grant Fuhr	246
1988-89	Grant Fuhr	213
1989-90	Bill Ranford	165
1990-91	Bill Ranford	182
1991-92	Bill Ranford	228
1992-93	Bill Ranford	240
1993-94	Bill Ranford	236
1994-95	Bill Ranford	133
1995-96	Bill Ranford	128
1996-97	Curtis Joseph	200
1997-98	Curtis Joseph	181
1998-99	Bob Essensa	96
1999-00	Tommy Salo	162
2000-01	Tommy Salo	179
2001-02	Tommy Salo	149
2002-03	Tommy Salo	172
2003-04	Tommy Salo	107
2004-05	No Season - NHL Lockout	
2005-06	Jussi Markkanen	105
2006-07	Dwayne Roloson	180
2007-08	Dwayne Roloson	119
2008-09	Dwayne Roloson	166
2009-10	Jeff Deslauriers	152
2010-11	Nikolai Khabibulin	153
2011-12	Devan Dubnyk	118
2012-13	Devan Dubnyk	90

EMPTY NET GOALS

SEASON	PLAYER	NO.
1979-80	Jim Corsi	3
1980-81	Ed Mio	4
1981-82	Grant Fuhr, Ron Low, Andy Moog	2
1982-83	Grant Fuhr	4
1983-84	Grant Fuhr, Andy Moog	2
1984-85	Grant Fuhr, Andy Moog, Daryl Reaugh	1
1985-86	Andy Moog	2
1986-87	Andy Moog	2
1987-88	Grant Fuhr	5
1988-89	Grant Fuhr	4
1989-90	Bill Ranford	5
1990-91	Bill Ranford	5
1991-92	Bill Ranford	5
1992-93	Bill Ranford, Ron Tugnutt	2



1993-94	Bill Ranford	8
1994-95	Bill Ranford	2
1995-96	Curtis Joseph	4
1996-97	Bob Essensa, Curtis Joseph	3
1997-98	Curtis Joseph	6
1998-99	Bob Essensa, Mikhail Shtalenkov	2
1999-00	None	0
2000-01	Tommy Salo	5
2001-02	Tommy Salo	5
2002-03	Tommy Salo	4
2003-04	Ty Conklin	2
2004-05	No Season - NHL Lockout	
2005-06	Ty Conklin	3
2006-07	Dwayne Roloson	9
2007-08	Mathieu Garon, Dwayne Roloson	5
2008-09	Dwayne Roloson	4
2009-10	Jeff Deslauriers	4
2010-11	Nikolai Khabibulin	6
2011-12	Devan Dubnyk	7
2012-13	Devan Dubnyk	4

GOALS AGAINST AVERAGE

(Minimum 25 games played)

SEASON	PLAYER	GAA.
1979-80	Jim Corsi	3.65
1980-81	Ed Mio	3.89
1981-82	Grant Fuhr	3.31
1982-83	Andy Moog	3.54
1983-84	Andy Moog	3.77
1984-85	Andy Moog	3.30
1985-86	Andy Moog	3.69
1986-87	Grant Fuhr	3.44
1987-88	Grant Fuhr	3.43
1988-89	Bill Ranford	3.50
1989-90	Bill Ranford	3.19
1990-91	Bill Ranford	3.20
1991-92	Bill Ranford	3.58
1992-93	Bill Ranford	3.84
1993-94	Bill Ranford	3.48
1994-95	Bill Ranford	3.62
1995-96	Curtis Joseph	3.44
1996-97	Curtis Joseph	2.93
1997-98	Curtis Joseph	2.63
1998-99	Mikhail Shtalenkov	2.67
1999-00	Tommy Salo	2.33
2000-01	Tommy Salo	2.46
2001-02	Tommy Salo	2.22
2002-03	Tommy Salo	2.71
2003-04	Ty Conklin	2.42
2004-05	No Season - NHL Lockout	
2005-06	Jussi Markkanen	3.13
2006-07	Dwayne Roloson	2.75
2007-08	Mathieu Garon	2.66
2008-09	Dwayne Roloson	2.77
2009-10	Jeff Deslauriers	3.26
2010-11	Devan Dubnyk	2.71
2011-12	Nikolai Khabibulin	2.65
2012-13	Devan Dubnyk	2.57

SHOTS AGAINST

SEASON	PLAYER	NO.
1979-80	—	—
1980-81	—	—
1981-82	—	—
1982-83	Andy Moog	1531
1983-84	Grant Fuhr	1463
1984-85	Grant Fuhr	1426
1985-86	Andy Moog	1480
1986-87	Andy Moog	1218
1987-88	Grant Fuhr	2066
1988-89	Grant Fuhr	1714

1989-90	Bill Ranford	1463
1990-91	Bill Ranford	1705
1991-92	Bill Ranford	1971
1992-93	Bill Ranford	2065
1993-94	Bill Ranford	2325
1994-95	Bill Ranford	1134
1995-96	Bill Ranford	1024
1996-97	Curtis Joseph	2144
1997-98	Curtis Joseph	1901
1998-99	Bob Essensa	974
1999-00	Tommy Salo	1875
2000-01	Tommy Salo	1856
2001-02	Tommy Salo	1713
2002-03	Tommy Salo	1708
2003-04	Ty Conklin	1024
2004-05	No Season - NHL Lockout	
2005-06	Jussi Markkanen	873
2006-07	Dwayne Roloson	1969
2007-08	Mathieu Garon	1359
2008-09	Dwayne Roloson	1953
2009-10	Jeff Deslauriers	1529
2010-11	Nikolai Khabibulin	1389
2011-12	Devan Dubnyk	1380
2012-13	Devan Dubnyk	1132

SAVES

SEASON	PLAYER	NO.
1979-80	—	—
1980-81	—	—
1981-82	—	—
1982-83	Andy Moog	1364
1983-84	Grant Fuhr	1292
1984-85	Andy Moog	1261
1985-86	Andy Moog	1316
1986-87	Andy Moog	1074
1987-88	Grant Fuhr	1820
1988-89	Grant Fuhr	1501
1989-90	Bill Ranford	1298
1990-91	Bill Ranford	1523
1991-92	Bill Ranford	1743
1992-93	Bill Ranford	1825
1993-94	Bill Ranford	2089
1994-95	Bill Ranford	1001
1995-96	Bill Ranford	896
1996-97	Curtis Joseph	1944
1997-98	Curtis Joseph	1720
1998-99	Bob Essensa	878
1999-00	Tommy Salo	1713
2000-01	Tommy Salo	1677
2001-02	Tommy Salo	1564
2002-03	Tommy Salo	1536
2003-04	Ty Conklin	917
2004-05	No Season - NHL Lockout	
2005-06	Jussi Markkanen	768
2006-07	Dwayne Roloson	1789
2007-08	Mathieu Garon	1241
2008-09	Dwayne Roloson	1787
2009-10	Jeff Deslauriers	1377
2010-11	Nikolai Khabibulin	1236
2011-12	Devan Dubnyk	1262
2012-13	Devan Dubnyk	1042

SAVE PERCENTAGE

Minimum 25 games played.

SEASON	PLAYER	PCT. (Saves-Shots)
1979-80	—	—
1980-81	—	—
1981-82	—	—
1982-83	Andy Moog	.891 (1364-1531)
1983-84	Grant Fuhr	.883 (1292-1463)
1984-85	Andy Moog	.894 (939-1050)



1985-86	Grant Fuhr	.890 (1153-1296)
1986-87	Andy Moog	.882 (1074-1218)
1987-88	Grant Fuhr	.881 (1820-2066)
1988-89	Bill Ranford	.877 (63-718)
1989-90	Bill Ranford	.887 (1298-1463)
1990-91	Bill Ranford	.893 (1523-1705)
1991-92	Bill Ranford	.884 (1743-1971)
1992-93	Bill Ranford	.884 (1825-2065)
1993-94	Bill Ranford	.898 (2089-2325)
1994-95	Bill Ranford	.883 (1001-1469)
1995-96	Curtis Joseph	.886 (860-971)
1996-97	Curtis Joseph	.907 (1944-2144)
1997-98	Curtis Joseph	.905 (1720-1901)
1998-99	Bob Essensa	.901 (878-974)
1999-00	Tommy Salo	.914 (1713-1875)
2000-01	Tommy Salo	.904 (1677-1856)
2001-02	Tommy Salo	.913 (1564-1713)
2002-03	Tommy Salo	.899 (1536-1708)
2003-04	Ty Conklin	.912 (875-959)
2004-05	No Season - NHL Lockout	
2005-06	Jussi Markkanen	.880 (768-873)
2006-07	Dwayne Roloson	.909 (1789-1969)
2007-08	Mathieu Garon	.913 (1241-1359)
2008-09	Dwayne Roloson	.915 (1787-1953)
2009-10	Jeff Deslauriers	.901 (1377-1529)
2010-11	Devan Dubnyk	.916 (1010-1103)
2011-12	Devan Dubnyk	.914 (1262-1380)
2012-13	Devan Dubnyk	.920 (1042-1132)

ASSISTS

SEASON	PLAYER	NO.
1979-80	Jim Corsi	3
1980-81	Ed Mio	5
1981-82	Grant Fuhr	6
1982-83	Andy Moog	4
1983-84	Grant Fuhr	14
1984-85	Grant Fuhr	3
1985-86	Grant Fuhr, Andy Moog	2
1986-87	Grant Fuhr, Andy Moog	2
1987-88	Grant Fuhr	8
1988-89	Grant Fuhr	1
1989-90	Bill Ranford	2
1990-91	Bill Ranford	4
1991-92	Peter Ing, Bill Ranford	3
1992-93	Bill Ranford	3
1993-94	Bill Ranford	2
1994-95	Bill Ranford	2
1995-96	Curtis Joseph, Bill Ranford	1
1996-97	Curtis Joseph	2
1997-98	Curtis Joseph	2
1998-99	Bob Essensa, Steve Passmore	1
1999-00	Tommy Salo	1
2000-01	Tommy Salo	1
2001-02	Tommy Salo	1
2002-03	Jussi Markkanen	1
2003-04	Tommy Salo	1
2004-05	No Season - NHL Lockout	
2005-06	Jussi Markkanen, Dwayne Roloson	1
2006-07	Dwayne Roloson	3
2007-08	Dwayne Roloson	1
2008-09	Jeff Deslauriers, Dwayne Roloson	1
2009-10	Jeff Deslauriers	3
2010-11	Martin Gerber	1
2011-12	Devan Dubnyk	1
2012-13	—	0

PENALTY MINUTES

SEASON	PLAYER	NO.
1979-80	Jim Corsi, Don Cutts	6
1980-81	Ed Mio	6
1981-82	Grant Fuhr	6
1982-83	Andy Moog	16
1983-84	Grant Fuhr	6
1984-85	Andy Moog	8
1985-86	Andy Moog	8
1986-87	Andy Moog	8
1987-88	Grant Fuhr	16
1988-89	Grant Fuhr	6
1989-90	Bill Ranford	18
1990-91	Bill Ranford	6
1991-92	Bill Ranford	4
1992-93	Bill Ranford	10
1993-94	Bill Ranford	2
1994-95	Bill Ranford	2
1995-96	Curtis Joseph	4
1996-97	Curtis Joseph	20
1997-98	Curtis Joseph	4
1998-99	Steve Passmore, Mikhail Shtalenkov	2
1999-00	Tommy Salo	8
2000-01	Tommy Salo	4
2001-02	Tommy Salo	2
2002-03	Tommy Salo	4
2003-04	Ty Conklin	17
2004-05	No Season - NHL Lockout	
2005-06	Ty Conklin, Mike Morrison, Deayne Roloson	2
2006-07	Dwayne Roloson	12
2007-08	Mathieu Garon	8
2008-09	Dwayne Roloson	10
2009-10	Jeff Deslauriers	8
2010-11	Nikolai Khabibulin	12
2011-12	—	0
2012-13	—	0



OILERS ALL-TIME SHUTOUTS (1979-80 TO 2012-13)

REGULAR SEASON (TOTAL: 95)

NO	GOALTENDER	DATE	OPPONENT	SCORE	SAVES
23	Tommy Salo	January 19, 2000	vs Calgary	7-0	24
		March 13, 2000	at Atlanta	3-0	24
		November 3, 2000	vs Minnesota	3-0	20
		November 14, 2000	vs St. Louis	3-0	29
		November 19, 2000	vs Calgary	2-0	23
		December 6, 2000	vs Nashville	4-0	18
		February 20, 2001	vs Los Angeles	5-0	21
		March 7, 2001	vs Toronto	4-0	25
		March 9, 2001	at Buffalo	4-0	28
		March 21, 2001	at Los Angeles	7-0	28
		October 9, 2001	vs Chicago	1-0	11
		November 4, 2001	at Minnesota	2-0	20
		November 9, 2001	at Columbus	3-0	23
		November 20, 2001	vs St. Louis	2-0	24
		March 24, 2002	at Vancouver	2-0	22
		April 10, 2002	vs Phoenix	3-0	23
		November 15, 2002	vs St. Louis	5-0	29
		November 30, 2002	vs Colorado	1-0	22
		December 8, 2002	at Atlanta	3-0	15
		January 16, 2003	vs Los Angeles	2-0	22
		January 10, 2004	at Philadelphia	3-0	26
		January 15, 2004	vs Anaheim	1-0	28
		January 20, 2004	vs Dallas	3-0	16
14	Curtis Joseph	October 6, 1996	vs Vancouver	2-0	35
		November 7, 1996	at Boston	6-0	25
		November 13, 1996	at Ottawa	4-0	28
		December 10, 1996	at Detroit	0-0 (OT)	52
		January 15, 1997	vs Florida	4-0	40
		January 31, 1997	vs NY Islanders	1-0	24
		November 20, 1997	at St. Louis	3-0	22
		November 21, 1997	at Ottawa	1-0	26
		December 17, 1997	vs Chicago	0-0 (OT)	28
		February 2, 1998	vs Los Angeles	1-0	30
		March 11, 1998	at Tampa Bay	2-0	20
		March 13, 1998	at Florida	4-0	23
		March 21, 1998	vs St. Louis	2-0	20
		April 9, 1998	at Los Angeles	4-0	14
9	Grant Fuhr	December 30, 1983	vs Boston	2-0	36
		November 17, 1984	vs Vancouver	7-0	20
		November 7, 1987	vs Buffalo	5-0	26
		December 9, 1987	vs Winnipeg	2-0	28
		December 30, 1987	vs Philadelphia	6-0	23
		March 7, 1988	at Winnipeg	6-0	21
		March 1, 1989	vs Montreal	3-0	23
		November 17, 1989	vs Buffalo	3-0	30
		February 18, 1991	at New Jersey	4-0	27
8	Bill Ranford	January 8, 1989	vs Calgary	6-0	35
		December 19, 1989	at Minnesota	5-0	22
		December 1, 1991	vs Vancouver	7-0	33
		February 12, 1993	vs San Jose	6-0	28
		December 27, 1993	vs Winnipeg	6-0	24
		February 12, 1995	vs Anaheim	2-0	29
		April 19, 1995	vs Los Angeles	2-0	28
		November 22, 1995	vs Anaheim	2-0	31



6	Devan Dubnyk	February 7, 2011	@ Nashville	4-0	37
		April 5, 2011	vs Vancouver	2-0	26
		February 23, 2012	vs Philadelphia	2-0	35
		March 14, 2012	vs Columbus	3-0	22
		March 12, 2013	at Colorado	4-0	29
		March 30, 2013	vs. Vancouver	4-0	17
6	Dwayne Roloson	March 30, 2006	vs Los Angeles	4-0	20
		October 28, 2006	vs Washington	4-0	19
		December 4, 2006	at Vancouver	4-0	36
		December 8, 2006	at Dallas	2-0	22
		February 22, 2007	at Columbus	4-0	28
		December 13, 2008	vs Vancouver	3-0	23
5	Nikolai Khabibulin	October 7, 2010	vs Calgary	4-0	37
		December 2, 2010	@ Toronto	5-0	33
		October 22, 2011	vs NY Rangers	2-0	19
		November 3, 2011	@ Los Angeles	3-0	19
		March 26, 2013	at St. Louis	3-0	36
5	Jussi Markkanen	November 28, 2001	at Anaheim	2-0	27
		March 4, 2002	at Buffalo	3-0	25
		December 7, 2002	at Florida	4-0	22
		January 8, 2003	at Anaheim	1-0	32
		March 28, 2003	vs Columbus	4-0	26
4	Mathieu Garon	November 14, 2007	at Vancouver	1-0	29
		December 2, 2007	at Anaheim	4-0	25
		January 7, 2008	vs NY Islanders	4-0	35
		February 4, 2008	vs Calgary	5-0	24
4	Andy Moog	February 27, 1983	vs Winnipeg	3-0	25
		November 18, 1983	vs Buffalo	7-0	29
		October 30, 1984	vs Vancouver	7-0	25
		November 8, 1985	vs Vancouver	13-0	29
3	Jeff Deslauriers	November 23, 2009	vs Phoenix	4-0	36
		February 3, 2010	vs Philadelphia	1-0	33
		March 7, 2010	vs New Jersey	2-0	22
3	Mikhail Shtalenkov	November 25, 1998	vs Colorado	3-0	26
		December 27, 1998	vs Vancouver	3-0	25
		January 30, 1999	vs Anaheim	1-0	22
2	Ty Conklin	November 13, 2003	at Minnesota	2-0	22
		January 3, 2006	vs Chicago	5-0	23
1	Bob Essensa	December 23, 1996	at Vancouver	7-0	26
1	Eddie Mio	December 9, 1979	vs Hartford	3-0	30
1	Moog/Fuhr	January 8, 1985	at Quebec	4-0	10/18

PLAYOFFS (TOTAL: 12)

5	Curtis Joseph	April 18, 1997	at Dallas	4-0	25
		April 25, 1997	at Dallas	1-0 (OT)	43
		May 2, 1998	vs Colorado	2-0	31
		May 4, 1998	at Colorado	4-0	31
		May 9, 1998	at Dallas	2-0	15
3	Bill Ranford	April 18, 1990	vs Los Angeles	7-0	25
		April 28, 1992	vs Los Angeles	3-0	26
		May 12, 1992	vs Vancouver	3-0	26
2	Grant Fuhr	May 10, 1984	at NY Islanders	1-0	34
		April 8, 1989	vs Los Angeles	4-0	26
1	Jussi Markkanen	June 17, 2006	vs Carolina	4-0	16
1	Dwayne Roloson	May 17, 2006	vs San Jose	2-0	24



ALL-TIME SHUTOUTS VS. OILERS (1979-80 TO 2012-13)

REGULAR SEASON (TOTAL: 114)

NO	GOALTENDER	DATE	OPPONENT	SCORE	SAVES
4	Craig Anderson	December 11, 2008	vs Florida	2-0	41
		October 27, 2009	vs Colorado	3-0	25
		January 18, 2010	at Colorado	6-0	24
		February 6, 2010	at Colorado	3-0	20
4	Niklas Backstrom	April 3, 2007	at Minnesota	3-0	25
		April 5, 2007	at Minnesota	3-0	22
		October 10, 2007	at Minnesota	2-0	21
		March 22, 2009	at Minnesota	3-0	31
4	Bob Essensa	October 31, 1990	vs Winnipeg	1-0 (OT)	34
		March 23, 1991	vs Winnipeg	3-0	26
		November 23, 1991	vs Winnipeg	4-0	36
		April 15, 1993	at Winnipeg	3-0	31
4	Chris Osgood	October 13, 1995	at Detroit	9-0	17
		October 9, 1996	at Detroit	2-0	18
		December 10, 1996	at Detroit	0-0 (OT)	21
		March 30, 2004	at St. Louis	1-0	18
4	Patrick Roy	November 18, 1991	at Montreal	1-0	12
		December 4, 1996	at Colorado	2-0	36
		October 5, 1997	at Colorado	3-0	34
		November 24, 2001	at Colorado	2-0	11
4	Marty Turco	December 7, 2001	at Dallas	5-0	24
		October 15, 2002	at Dallas	2-0	21
		November 7, 2005	at Dallas	4-0	16
		November 17, 2010	vs Chicago	5-0	18
3	Ed Belfour	November 7, 1993	at Chicago	3-0	23
		February 1, 1995	vs Chicago	7-0	22
		January 31, 1996	vs Chicago	4-0	35
3	Curtis Joseph	February 20, 1995	at St. Louis	4-0	21
		March 7, 2000	vs Toronto	2-0	33
		February 27, 2007	vs Phoenix	3-0	26
3	Mikka Kiprusoff	October 15, 2005	at Calgary	1-0	33
		January 20, 2007	vs Calgary	4-0	32
		December 10, 2011	at Calgary	3-0	21
3	Kirk McLean	March 16, 1989	at Vancouver	3-0	22
		November 21, 1992	at Vancouver	9-0	27
		October 13, 1997	at Vancouver	3-0	33
3	Jaroslav Halak	March 24, 2011	at St. Louis	4-0	12
		January 19, 2012	at St. Louis	1-0	15
		March 23, 2013	vs. St. Louis	3-0	19
2	Don Beaupre	March 11, 1986	at Minnesota	4-0	27
		October 28, 1990	vs Washington	1-0	31
2	Sean Burke	January 15, 1989	at New Jersey	1-0	26
		February 9, 2001	at Phoenix	2-0	38
2	Byron Dafoe	February 9, 1999	vs Boston	2-0	31
		November 6, 2001	at Boston	1-0 (OT)	20
2	Jeff Hackett	December 17, 1997	vs Chicago	0-0 (OT)	30
		March 24, 1999	vs Montreal	2-0	32
2	Dominik Hasek	March 27, 1998	vs Buffalo	1-0	20
		November 8, 2006	at Detroit	3-0	16
2	Johan Hedberg	January 19, 2002	vs Pittsburgh	1-0	25
		October 11, 2003	at Vancouver	3-0	14
2	Jonas Hiller	February 13, 2011	vs Anaheim	4-0	12
		January 13, 2012	vs Anaheim	5-0	33
2	Nikolai Khabibulin	November 26, 1995	at Winnipeg	4-0	34
		October 22, 2008	at Chicago	3-0	23
2	Olaf Kolzig	December 16, 2000	at Washington	4-0	14
		January 11, 2004	at Washington	1-0	26



2	Patrick Lalime	January 11, 2003	vs Ottawa	2-0	20
		February 13, 2003	at Ottawa	2-0	24
2	Roberto Luongo	October 25, 2009	at Vancouver	2-0	27
		April 7, 2012	at Vancouver	3-0	17
2	Evgeni Nabokov	March 11, 2007	at San Jose	3-0	22
		January 29, 2008	vs San Jose	3-0	13
2	Daren Puppa	November 1, 1985	vs Buffalo	2-0	37
		January 3, 1996	vs Tampa Bay	5-0	28
2	Tommy Soderstrom	January 10, 1993	at Philadelphia	4-0	29
		February 25, 1996	at NY Islanders	2-0	25
2	Tim Thomas	February 13, 2007	at Boston	3-0	32
		October 27, 2008	vs Boston	1-0 (OT)	27
2	Roman Turek	October 3, 2001	at Calgary	1-0	24
		April 12, 2002	vs Calgary	1-0	36
1	Jonathon Bernier	March 29, 2011	vs Los Angeles	2-0	32
1	Ben Bishop	February 25, 2011	vs St. Louis	5-0	39
1	Gary Bromley	April 1, 1980	at Vancouver	5-0	22
1	Ilya Bryzgalov	November 23, 2010	at Phoenix	5-0	23
1	Roman Cechmanek	November 9, 2000	at Philadelphia	2-0	28
1	Dan Cloutier	December 20, 2003	vs Vancouver	3-0	24
1	Ty Conklin	November 17, 2008	at Detroit	4-0	21
1	Wade Flaherty	April 7, 1995	at San Jose	5-0	26
1	Manny Fernandez	December 3, 2003	vs Minnesota	1-0	34
1	Jean-Sebastien Giguere	April 5, 2002	at Anaheim	2-0	26
1	Mario Gosselin	October 27, 1987	at Quebec	5-0	21
1	Josh Harding	March 1, 2007	vs Minnesota	5-0	30
1	Guy Hebert	April 3, 1996	at Anaheim	1-0	27
1	Braden Holtby	March 9, 2011	at Washington	5-0	22
2	Jimmy Howard	November 11, 2011	at Detroit	3-0	24
		March 7, 2013	at Detroit	3-0	22
1	Kelly Hrudey	March 26, 1991	at Los Angeles	2-0	33
1	Arturs Irbe	December 15, 1998	at Carolina	3-0	29
1	Manny Legace	April 11, 2006	at Detroit	2-0	20
1	Clint Malarchuk	January 2, 1988	at Washington	2-0	28
1	Steve Mason	February 26, 2009	vs Columbus	1-0	19
1	Jamie McLennan	October 14, 2003	at Calgary	1-0	19
1	Greg Millen	February 12, 1984	at Hartford	11-0	28
1	Andy Moog	October 20, 1989	vs Boston	3-0	11
1	Fredrik Norrena	December 2, 2006	vs Columbus	4-0	23
1	Jonathan Quick	April 2, 2012	at Los Angeles	2-0	19
1	Andre Racicot	January 2, 1991	vs Montreal	3-0	24
1	Tuukka Rask	October 31, 2009	at Boston	2-0	19
1	Jeff Reese	October 25, 1992	vs Calgary	4-0	21
1	Mike Richter	February 27, 1993	vs NY Rangers	1-0	29
1	Dwayne Roloson	February 13, 2004	at Minnesota	3-0	28
1	Bob Sauve	October 15, 1980	at Buffalo	2-0	15
1	Richard Sevigny	January 12, 1981	at Montreal	5-0	20
1	Steve Shields	April 3, 2000	vs San Jose	1-0	20
1	Mikhail Shtalenkov	February 27, 1998	vs Anaheim	4-0	26
1	Al Smith	November 17, 1979	at Hartford	4-0	23
1	Billy Smith	March 12, 1981	vs NY Islanders	5-0	36
1	Jocelyn Thibault	February 8, 2003	vs Chicago	3-0	29
1	Mike Vernon	February 4, 1998	vs San Jose	3-0	21
1	Tomas Vokoun	March 24, 2007	vs Nashville	4-0	26
1	Pekka Rinne	March 8, 2013	at Nashville	6-0	22
1	Corey Schneider	April 4, 2013	at Vancouver	4-0	16
1	Victor Fasth	April 22, 2013	vs. Anaheim	3-0	20



OILERS PENALTY SHOTS (1979-80 TO 2012-13)

REGULAR SEASON

PLAYER	DATE	OPPONENT	GOALTENDER	RESULT
Stan Weir	March 29, 1980	at Toronto	Mike Palmateer	GOAL
Wayne Gretzky	February 6, 1981	vs Winnipeg	Pierre Hamel	No Goal
Dave Lumley	December 2, 1981	at Quebec	Dan Bouchard	GOAL
Wayne Gretzky	January 16, 1982	at Toronto	Michel Larocque	No Goal
Wayne Gretzky	November 24, 1982	vs Washington	Pat Riegin	No Goal
Wayne Gretzky	January 19, 1983	vs Vancouver	Richard Brodeur	GOAL
Ken Linseman	October 26, 1983	at Toronto	Rick St. Croix	No Goal
Craig MacJavish	December 23, 1988	vs Calgary	Mike Vernon	GOAL
Jeff Beukeboom	October 8, 1990	vs Winnipeg	Rick Tabaracci	No Goal
Ken Linseman	January 9, 1991	at Detroit	Tim Cheveldae	No Goal
Scott Pearson	November 20, 1993	vs Toronto	Damian Rhodes	No Goal
Roman Oksjuta	February 4, 1994	vs Chicago	Ed Belfour	No Goal
Doug Weight	January 3, 1996	vs Tampa Bay	Daren Puppa	No Goal
Dean McAmmond	January 5, 1996	vs Florida	Mark Fitzpatrick	No Goal
Jodd Marchant	November 13, 1996	at Ottawa	Damian Rhodes	No Goal
Jodd Marchant	January 26, 1997	at Washington	Olaf Kolzig	No Goal
Doug Weight	October 8, 1997	vs NY Rangers	Mike Richter	GOAL
Anson Carter	November 11, 2001	vs Carolina	Tom Barrasso	No Goal
Mike Comrie	December 28, 2002	vs Toronto	Ed Belfour	No Goal
Mike Comrie	April 3, 2003	vs San Jose	Vesa Toskala	No Goal
Ryan Smyth	March 4, 2004	at St. Louis	Chris Osgood	No Goal
Ryan Smyth	November 4, 2005	at St. Louis	Patrick Lalime	GOAL
Ryan Smyth	December 30, 2005	vs Nashville	Tommy Salo	GOAL
Jarret Stoll	December 10, 2006	at Chicago	Nikolai Khabibulin	GOAL
Marc Pouliot	February 17, 2007	at Toronto	Andrew Raycroft	GOAL
Kyle Brodziak	January 3, 2008	at Nashville	Dan Ellis	No Goal
Sam Gagner	October 25, 2008	at Vancouver	Roberto Luongo	No Goal
Mike Comrie	March 9, 2010	vs Ottawa	Brian Elliott	No Goal
Magnus Paajarvi	December 12, 2010	vs Vancouver	Roberto Luongo	No Goal
Andrew Coglian	March 17, 2011	vs Phoenix	Ilya Bryzgalov	No Goal
Teemu Hartikainen	April 2, 2011	@ Vancouver	Cory Schneider	No Goal
Taylor Hall	December 22, 2011	vs Minnesota	Nicklas Backstrom	No Goal
Shawn Horcoff	February 23, 2012	vs Philadelphia	Ilya Bryzgalov	No Goal
Taylor Hall	February 4, 2013	vs Vancouver	Roberto Luongo	No Goal

SUMMARY: 34 penalty shots have resulted in nine goals (Home 4 for 19; Road 5 for 15).

PLAYOFFS

Wayne Gretzky	April 28, 1984	at Minnesota	Don Beaupre	GOAL
Petr Klima	May 18, 1990	at Boston	Rejean Lemelin	No Goal
Chris Pronger	June 5, 2006	at Carolina	Cam Ward	GOAL

SUMMARY: Three penalty shots have resulted in two goals (Home 0 for 0; Road 2 for 3).

PENALTY SHOTS VS OILERS (1979-80 TO 2012-13)

REGULAR SEASON

PLAYER	DATE	OPPONENT	GOALTENDER	RESULT
Mike Foligno	March 26, 1980	at Detroit	Ron Low	No Goal
Ron Duguay	January 9, 1984	at Detroit	Grant Fuhr	No Goal
Brent Peterson	January 13, 1984	at Buffalo	Grant Fuhr	No Goal
Rocky Trottier	December 17, 1984	at New Jersey	Andy Moog	GOAL
Claude Loiselle	October 28, 1989	at Quebec	Bill Ranford	No Goal
Tom Kurvers	March 10, 1990	at Toronto	Bill Ranford	No Goal
Greg Adams	December 1, 1991	vs Vancouver	Bill Ranford	No Goal
Alexander Mogilny	January 10, 1992	at Buffalo	Bill Ranford	No Goal
Mario Lemieux	March 17, 1992	at Pittsburgh	Bill Ranford	No Goal
Dave Gagner	October 28, 1992	vs Minnesota	Bill Ranford	No Goal
C.J. Young	December 27, 1992	vs Calgary	Bill Ranford	No Goal
Benoit Hogue	February 16, 1993	at NY Islanders	Ron Tugnutt	GOAL
Robert Reichel	February 7, 1994	at Calgary	Bill Ranford	GOAL
Brett Hull	March 26, 1995	at St. Louis	Bill Ranford	No Goal
Valeri Kamensky	October 26, 1996	vs Colorado	Curtis Joseph	GOAL
Keith Tkachuk	January 24, 1998	at Phoenix	Bob Essensa	No Goal
J.F. Jomphe	April 15, 1998	vs Anaheim	Curtis Joseph	No Goal
Mike Silfvinger	January 7, 2000	vs Tampa Bay	Tommy Salo	No Goal
Scott Pellerin	October 15, 2000	at Minnesota	Joaquin Gage	No Goal
Jeff Friesen	January 24, 2001	at San Jose	Dominic Roussel	No Goal
Brendan Shanahan	November 1, 2003	vs Detroit	Tommy Salo	No Goal
Jussi Jokinen	March 7, 2006	vs Dallas	Iy Conklin	GOAL
Jarome Iginla	October 5, 2006	vs Calgary	Dwayne Roloson	No Goal
Rick Nash	November 26, 2007	vs Columbus	Dwayne Roloson	No Goal
Shane Doan	January 10, 2008	vs Phoenix	Mathieu Garon	No Goal
Eric Staal	January 18, 2008	at Carolina	Mathieu Garon	GOAL
Milan Hejduk	October 12, 2008	vs Colorado	Mathieu Garon	GOAL
Jonathan Toews	March 20, 2009	at Chicago	Dwayne Roloson	No Goal
Patrick Sharp	October 14, 2009	at Chicago	Nikolai Khabibulin	No Goal
Fredrik Modin	April 10, 2010	@ Los Angeles	Devan Dubnyk	No Goal
Tom Kostopolous	November 9, 2010	@ Carolina	Devan Dubnyk	No Goal
Mike Modano	November 11, 2010	@ Detroit	Nikolai Khabibulin	No Goal
Jarret Stoll	February 2, 2011	vs Los Angeles	Nikolai Khabibulin	No Goal
R.J. Umberger	March 3, 2011	vs Columbus	Devan Dubnyk	No Goal
Alex Tanguay	April 6, 2011	@ Calgary	Devan Dubnyk	No Goal
Jeff Skinner	December 7, 2011	vs Carolina	Devan Dubnyk	No Goal
Chris Stewart	February 29, 2012	vs St. Louis	Yann Danis	Goal
Keith Yandle	March 18, 2012	vs Phoenix	Devan Dubnyk	No Goal
Rick Nash	March 25, 2012	@ Columbus	Devan Dubnyk	Goal

SUMMARY: 39 penalty shots have resulted in nine goals (Home 4 for 17; Road 5 for 22).

PLAYOFFS

Ron Sutter	May 28, 1985	vs Philadelphia	Grant Fuhr	No Goal
Dave Poulin	May 30, 1985	vs Philadelphia	Grant Fuhr	No Goal

SUMMARY: Two penalty shots have resulted in no goals (Home 0 for 2; Road 0 for 0).



EDMONTON OILERS 1979-80 RESULTS & STATISTICS

COACH	REGULAR SEASON							PLAYOFFS				
	GP	W	L	T	PTS	GF	GA	GP	W	L	GF	GA
Glen Sather	80	28	39	13	69	301	322	3	0	3	6	12

4th Smythe Division, 16th Overall. Playoffs: Lost Preliminary Round 3-0 vs Philadelphia.

PLAYER	REGULAR SEASON					PLAYOFFS					DATE	GAME-BY-GAME RESULTS		RECORD	
	GP	G	A	PTS	PIM	GP	G	A	PTS	PIM		OPPONENT	RESULT		
Wayne Gretzky	79	51	86	137	21	3	2	1	3	0	O. 10	@ Chi	L 2-4	0-1-0	
Blair MacDonald	80	46	48	94	6	3	0	3	3	0	O. 13	DET	T 3-3	0-1-1	
Stan Weir	79	33	33	66	40	3	0	0	0	2	O. 14	VAN	T 4-4	0-1-2	
Brett Callighen	59	23	35	58	72	3	0	2	2	0	O. 19	QUE	W 6-3	1-1-2	
Dave Lumley	80	20	38	58	138	3	1	0	1	12	O. 21	MIN	T 5-5	1-1-3	
Don Murdoch (NVR)	56	23	19	42	16	-	-	-	-	-	O. 23	@ NYI	T 3-3	1-1-4	
(EDM)	10	5	2	7	4	3	2	0	2	0	O. 24	@ NYR	L 2-10	1-2-4	
(TOT)	66	28	21	49	20	-	-	-	-	-	O. 26	@ Atl	L 3-7	1-3-4	
Dave Hunter	80	12	31	43	103	3	0	0	0	7	O. 28	WSH	L 4-6	1-4-4	
Doug Hicks	78	9	31	40	52	3	0	0	0	2	O. 30	@ Stl	L 1-2	1-5-4	
Ron Chipperfield	67	18	19	37	24	-	-	-	-	-	N. 2	NYI	W 7-5	2-5-4	
Risto Siltanen	64	6	29	35	26	2	0	0	0	2	N. 4	BOS	L 1-2	2-6-4	
Mark Messier	75	12	21	33	120	3	1	2	3	2	N. 7	@ Det	L 3-5	2-7-4	
Pat Price	75	11	21	32	134	3	0	0	0	11	N. 8	@ Bos	L 2-4	2-8-4	
Kevin Lowe	64	2	19	21	70	3	0	1	1	0	N. 11	TOR	L 3-6	2-9-4	
Don Ashby (COL)	11	0	1	1	4	-	-	-	-	-	N. 13	@ Wsh	W 5-3	3-9-4	
(EDM)	18	10	9	19	0	3	0	0	0	0	N. 15	@ Phi	L 3-5	3-10-4	
(TOT)	29	10	10	20	4	-	-	-	-	-	N. 17	@ Hfd	L 0-4	3-11-4	
Cam Connor	38	7	13	20	136	-	-	-	-	-	N. 18	@ Buf	L 3-12	3-12-4	
Al Hamilton	31	4	15	19	20	1	0	0	0	0	N. 21	@ Tor	T 4-4	3-12-5	
Lee Fogolin	80	5	10	15	104	3	0	0	0	4	N. 24	PHI	T 2-2	3-12-6	
Dave Semenko	67	6	7	13	135	3	0	0	0	2	N. 28	CHI	W 4-2	4-12-6	
Colin Campbell	72	2	11	13	196	3	0	0	0	11	N. 30	NYI	W 5-3	5-12-6	
Bill Flett	20	5	2	7	2	-	-	-	-	-	D. 5	@ Min	L 1-6	5-13-6	
Peter Driscoll	39	1	5	6	54	3	0	0	0	0	D. 7	@ Wpg	L 3-8	5-14-6	
Dan Newman	10	3	1	4	0	-	-	-	-	-	D. 9	HFD	W 3-0	6-14-6	
Kari Makkonen	9	2	2	4	0	-	-	-	-	-	D. 12	ATL	T 5-5	6-14-7	
Ron Low (QUE)	15	0	2	2	0	-	-	-	-	-	D. 14	MTL	W 7-4	7-14-7	
(EDM)	11	0	1	1	0	3	0	0	0	0	D. 16	WPG	L 3-4	7-15-7	
(TOT)	26	0	3	3	0	-	-	-	-	-	D. 19	DET	L 4-6	7-16-7	
Jim Corsi	26	0	3	3	6	-	-	-	-	-	D. 21	@ Col	L 4-5	7-17-7	
Ed Mio	34	0	1	1	4	-	-	-	-	-	D. 22	@ LA	L 3-9	7-18-7	
John Bednarski	1	0	0	0	0	-	-	-	-	-	D. 26	COL	W 4-3	8-18-7	
Bob Dupuis	1	0	0	0	0	-	-	-	-	-	D. 28	@ Van	W 5-3	9-18-7	
Ron Carter	2	0	0	0	0	-	-	-	-	-	D. 30	QUE	L 1-2	9-19-7	
Mike Forbes	2	0	0	0	0	-	-	-	-	-	J. 2	HFD	T 3-3	9-19-8	
Bryon Baltimore	2	0	0	0	0	-	-	-	-	-	J. 5	LA	T 3-3	9-19-9	
Jim Harrison	3	0	0	0	0	-	-	-	-	-	J. 7	@ Mtl	L 3-4	9-20-9	
Mike Toal	3	0	0	0	0	-	-	-	-	-	J. 9	@ Que	L 2-3	9-21-9	
Ron Areshenkov	4	0	0	0	0	-	-	-	-	-	J. 11	NYR	L 2-6	9-22-9	
Alex Tidey	5	0	0	0	8	-	-	-	-	-	J. 13	BUF	W 6-5	10-22-9	
Don Cutts	6	0	0	0	6	-	-	-	-	-	J. 16	@ Wsh	W 5-2	11-22-9	
Poul Popiel	10	0	0	0	0	-	-	-	-	-	J. 17	@ Bos	L 1-7	11-23-9	
Wayne Bianchin	11	0	0	0	7	-	-	-	-	-	J. 19	@ Pit	W 5-2	12-23-9	
Dave Dryden	14	0	0	0	0	-	-	-	-	-	J. 20	@ Buf	T 4-4	12-23-10	
GOALTENDER	GP	MIN	GA	SO	GAA	W-L-T	GP	MIN	GA	GAA	W-L	J. 23	PIT	W 4-3	13-23-10
Ron Low (QUE)	15	828	51	0	3.70	5-7-2	-	-	-	-	-	J. 26	TOR	W 8-3	14-23-10
(EDM)	11	650	37	0	3.42	8-2-1	3	212	12	3.40	0-3	J. 27	PHI	L 3-5	14-24-10
(TOT)	26	1478	88	0	3.57	13-9-3	-	-	-	-	-	J. 29	@ Stl	L 2-3	14-25-10
Don Cutts	6	269	16	0	3.57	1-2-1	-	-	-	-	-	J. 30	@ LA	W 8-1	15-25-10
Jim Corsi	26	1366	83	0	3.65	8-14-3	-	-	-	-	-	F. 1	WPG	W 9-2	16-25-10
Bob Dupuis	1	60	4	0	4.00	0-1-0	-	-	-	-	-	F. 3	LA	W 5-3	17-25-10
Ed Mio	34	1711	120	1	4.21	9-13-5	-	-	-	-	-	F. 6	STL	L 3-6	17-26-10
Dave Dryden	14	744	53	0	4.27	2-7-3	-	-	-	-	-	F. 8	ATL	L 2-4	17-27-10
GOALTENDER	GP	MIN	GA	SO	GAA	W-L	GP	MIN	GA	GAA	W-L	F. 10	@ Wpg	T 2-2	17-27-11
Ron Low (QUE)	3	212	12	3.40	0-3	-	-	-	-	-	-	F. 13	@ Min	W 5-3	18-27-11
(EDM)	11	650	37	0	3.42	8-2-1	-	-	-	-	-	F. 15	WSH	W 8-2	19-27-11
(TOT)	26	1478	88	0	3.57	13-9-3	-	-	-	-	-	F. 17	STL	T 5-5	19-27-12
Don Cutts	6	269	16	0	3.57	1-2-1	-	-	-	-	-	F. 19	@ Hfd	L 2-6	19-28-12
Jim Corsi	26	1366	83	0	3.65	8-14-3	-	-	-	-	-	F. 20	@ NYR	L 1-4	19-29-12
Bob Dupuis	1	60	4	0	4.00	0-1-0	-	-	-	-	-	F. 22	@ Col	L 1-3	19-30-12
Ed Mio	34	1711	120	1	4.21	9-13-5	-	-	-	-	-	F. 24	BOS	L 2-4	19-31-12
Dave Dryden	14	744	53	0	4.27	2-7-3	-	-	-	-	-	F. 27	@ Chi	W 5-2	20-31-12
GOALTENDER	GP	MIN	GA	SO	GAA	W-L-T	GP	MIN	GA	GAA	W-L	F. 29	BUF	L 2-4	20-32-12
Ron Low (QUE)	3	212	12	3.40	0-3	-	-	-	-	-	-	M. 1	VAN	L 2-5	20-33-12
(EDM)	11	650	37	0	3.42	8-2-1	-	-	-	-	-	M. 5	@ NYI	L 4-6	20-34-12
(TOT)	26	1478	88	0	3.57	13-9-3	-	-	-	-	-	M. 6	@ Mtl	L 4-5	20-35-12
Don Cutts	6	269	16	0	3.57	1-2-1	-	-	-	-	-	M. 8	@ Pit	L 4-5	20-36-12
Jim Corsi	26	1366	83	0	3.65	8-14-3	-	-	-	-	-	M. 9	@ Phi	L 3-5	20-37-12
Bob Dupuis	1	60	4	0	4.00	0-1-0	-	-	-	-	-	M. 12	@ Que	W 6-3	21-37-12
Ed Mio	34	1711	120	1	4.21	9-13-5	-	-	-	-	-	M. 14	CHI	W 6-4	22-37-12
Dave Dryden	14	744	53	0	4.27	2-7-3	-	-	-	-	-	M. 15	MTL	L 3-7	22-38-12
GOALTENDER	GP	MIN	GA	SO	GAA	W-L	GP	MIN	GA	GAA	W-L	M. 19	NYR	W 4-2	23-38-12
Ron Low (QUE)	3	212	12	3.40	0-3	-	-	-	-	-	-	M. 21	PIT	W 9-2	24-38-12
(EDM)	11	650	37	0	3.42	8-2-1	-	-	-	-	-	M. 25	@ Atl	W 5-4	25-38-12
(TOT)	26	1478	88	0	3.57	13-9-3	-	-	-	-	-	M. 26	@ Det	W 5-2	26-38-12
Don Cutts	6	269	16	0	3.57	1-2-1	-	-	-	-	-	M. 29	@ Tor	W 8-5	27-38-12
Jim Corsi	26	1366	83	0	3.65	8-14-3	-	-	-	-	-	A. 1	@ Van	L 0-5	27-39-12
Bob Dupuis	1	60	4	0	4.00	0-1-0	-	-	-	-	-	A. 2	MIN	T 1-1	27-39-13
Ed Mio	34	1711	120	1	4.21	9-13-5	-	-	-	-	-	A. 4	COL	W 6-2	28-39-13
Dave Dryden	14	744	53	0	4.27	2-7-3	-	-	-	-	-				



EDMONTON OILERS 1980-81 RESULTS & STATISTICS

COACH	REGULAR SEASON							PLAYOFFS				
	GP	W	L	T	PTS	GF	GA	GP	W	L	GF	GA
Bryan Watson (4-9-5) & Glen Sather (25-26-11)	80	29	35	16	74	328	327	9	5	4	35	35

4th Smythe Division, 14th Overall. Playoffs: Won Preliminary Round 3-0 vs Montreal, Lost Quarter-Final 4-2 vs NY Islanders.

PLAYER	REGULAR SEASON					PLAYOFFS					DATE	GAME-BY-GAME RESULTS			RECORD
	GP	G	A	PTS	PIM	GP	G	A	PTS	PIM		OPPONENT	RESULT		
Wayne Gretzky	80	55	109	164	28	9	7	14	21	4	O. 10	QUE	L. 4-7	0-1-0	
Jari Kurri	75	32	43	75	40	9	5	7	12	4	O. 12	COL	L. 2-3	0-2-0	
Mark Messier	72	23	40	63	102	9	2	5	7	13	O. 15	@ Buf	L. 0-2	0-3-0	
Brett Callighen	55	25	35	60	32	9	4	4	8	6	O. 18	@ NYI	T. 5-5	0-3-1	
Glenn Anderson	58	30	23	53	24	9	5	7	12	12	O. 19	@ NYR	W. 4-2	1-3-1	
Matti Hagman	75	20	33	53	16	9	4	1	5	6	O. 22	CGY	W. 5-3	2-3-1	
Risto Siltanen	79	17	36	53	54	9	2	0	2	8	O. 24	MIN	L. 2-4	2-4-1	
Blair MacDonald	51	19	24	43	27	9	4	1	5	6	O. 26	LA	T. 4-4	2-4-2	
Kevin Lowe	79	10	24	34	94	9	5	7	12	12	O. 29	TOR	T. 4-4	2-4-3	
Stan Weir	70	12	20	32	40	5	0	0	0	2	N. 1	WSH	T. 2-2	2-4-4	
Paul Coffey	74	9	23	32	130	9	4	3	7	22	N. 3	PIT	T. 4-4	2-4-5	
Pat Price	59	8	24	32	193	9	0	0	0	12	N. 7	@ Van	L. 3-4	2-5-5	
Lee Fogolin	80	13	17	30	137	9	0	0	0	12	N. 9	@ Wpg	W. 4-2	3-5-5	
Dave Hunter	78	12	16	28	98	9	0	0	0	28	N. 13	STL	L. 4-6	3-6-5	
Doug Hicks	59	5	16	21	76	9	1	1	2	4	N. 15	@ Phi	L. 1-8	3-7-5	
Garry Unger (LA)	58	10	10	20	40	8	0	0	0	2	N. 16	@ Tor	L. 2-4	3-8-5	
(EDM)	13	0	0	0	6	8	0	0	0	2	N. 19	@ Chi	W. 5-4	4-8-5	
(TOT)	71	10	10	20	46	9	0	0	0	5	N. 23	VAN	L. 4-6	4-9-5	
Dave Semenko	58	11	8	19	80	9	0	0	0	5	N. 25	BUF	W. 6-3	5-9-5	
Don Murdoch	40	10	9	19	18	9	0	0	0	12	N. 26	@ Col	L. 3-4	5-10-5	
Pat Hughes (PIT)	58	10	9	19	161	9	0	0	0	2	N. 28	CHI	W. 10-3	6-10-5	
(EDM)	2	0	0	0	0	5	0	0	0	2	N. 29	@ Hfd	L. 4-6	6-11-5	
(TOT)	60	10	9	19	161	9	0	0	0	12	N. 29	@ Bos	L. 3-6	6-12-5	
Garry Lariviere (QUE)	52	3	13	16	50	9	0	0	0	0	D. 5	NYR	W. 6-5	6-13-5	
(EDM)	13	0	2	2	6	9	0	3	3	8	D. 7	HFD	W. 6-4	7-13-5	
(TOT)	65	3	15	18	56	9	0	3	3	8	D. 10	NYI	L. 2-3	7-14-5	
Dave Lumley	53	7	9	16	74	7	1	0	1	4	D. 13	@ Mtl	L. 1-4	7-15-5	
Curt Brackenbury	58	2	7	9	153	2	0	0	0	0	D. 14	@ Que	L. 5-6	7-16-5	
Charlie Huddy	12	2	5	7	6	9	0	0	0	0	D. 16	@ Det	L. 3-4	7-17-5	
Don Ashby	6	2	3	5	2	9	0	0	0	0	D. 17	@ Wsh	L. 2-5	7-18-5	
Peter Driscoll	21	2	3	5	43	9	0	0	0	0	D. 20	MTL	W. 4-3	8-18-5	
Eddie Mio	43	0	5	5	6	9	0	0	0	0	D. 23	@ LA	L. 4-7	8-19-5	
John Hughes	18	0	3	3	18	9	0	0	0	0	D. 27	DET	T. 4-4	8-19-6	
Ron Low	24	0	3	3	0	9	0	0	0	0	D. 28	PHI	L. 1-2	8-20-6	
Tom Roulston	11	1	1	2	2	9	0	0	0	0	D. 30	@ Cgy	L. 3-5	8-21-6	
Gary Edwards	15	0	2	2	0	1	0	0	0	0	J. 2	BOS	W. 7-5	9-21-6	
Roy Sommer	3	1	0	1	7	9	0	0	0	0	J. 3	TOR	W. 4-1	10-21-6	
Andy Moog	7	0	1	1	0	9	0	0	0	0	J. 7	WSH	W. 6-3	11-21-6	
Tom Bladon	1	0	0	0	0	9	0	0	0	0	J. 9	HFD	T. 6-6	11-21-7	
Peter LoPresti	2	0	0	0	0	9	0	0	0	0	J. 11	@ Que	W. 6-3	12-21-7	
GOALTENDER	GP	MIN	GA	SO	GAA	W-L-T	GP	MIN	GA	GAA	W-L	J. 12	@ Mtl	L. 0-5	12-22-7
Gary Edwards	15	729	44	0	3.62	5-3-4	1	20	2	6.00	0-0	J. 14	@ Tor	W. 7-4	13-22-7
Andy Moog	7	313	20	0	3.83	3-3-0	9	526	32	3.65	5-4	J. 16	@ Buf	T. 5-5	13-22-8
Eddie Mio	43	2393	155	0	3.89	16-15-9	9	526	32	3.65	5-4	J. 17	@ Stl	L. 6-7	13-23-8
Ron Low	24	1260	93	0	4.43	5-13-3	9	526	32	3.65	5-4	J. 21	VAN	W. 5-1	14-23-8
Pete LoPresti	2	105	8	0	4.57	0-1-0	9	526	32	3.65	5-4	J. 23	NYR	L. 4-7	14-24-8
												J. 24	@ Min	L. 1-6	14-25-8
												J. 28	MTL	W. 9-1	15-25-8
												J. 30	CHI	W. 4-2	16-25-8
												F. 1	@ Wsh	L. 4-7	16-26-8
												F. 3	@ Stl	T. 3-3	16-26-9
												F. 4	@ Chi	L. 3-6	16-27-9
												F. 6	WPG	W. 10-4	17-27-9
												F. 8	CGY	L. 4-10	17-28-9
												F. 13	QUE	L. 2-4	17-29-9
												F. 15	BUF	T. 2-2	17-29-10
												F. 18	STL	W. 9-2	18-29-10
												F. 20	BOS	L. 1-5	18-30-10
												F. 21	@ Wpg	W. 5-1	19-30-10
												F. 24	@ LA	L. 2-5	19-31-10
												F. 25	PHI	W. 6-2	20-31-10
												F. 27	DET	W. 5-2	21-31-10
												F. 28	@ Col	L. 1-3	21-32-10
												M. 3	@ NYI	T. 8-8	21-32-11
												M. 4	@ NYR	T. 5-5	21-32-12
												M. 7	@ Phi	W. 5-3	22-32-12
												M. 8	@ Pit	L. 4-6	22-33-12
												M. 12	NYI	L. 0-5	22-34-12
												M. 15	@ Cgy	T. 3-3	22-34-13
												M. 16	PIT	W. 7-6	23-34-13
												M. 18	@ Min	W. 5-3	24-34-13
												M. 20	MIN	T. 1-1	24-34-14
												M. 21	LA	T. 6-6	24-34-15
												M. 23	@ Bos	L. 2-7	24-35-15
												M. 25	@ Hfd	W. 7-2	25-35-15
												M. 28	@ Det	W. 4-2	26-35-15
												M. 29	@ Pit	W. 5-2	27-35-15
												A. 1	COL	T. 4-4	27-35-16
												A. 3	@ Van	W. 7-2	28-35-16
												A. 4	WPG	W. 7-2	29-35-16



EDMONTON OILERS 1981-82 RESULTS & STATISTICS

COACH	REGULAR SEASON							PLAYOFFS				
	GP	W	L	T	PTS	GF	GA	GP	W	L	GF	GA
Glen Sather	80	48	17	15	111	417	295	5	2	3	23	27

1st Smythe Division, 2nd Overall. Playoffs: Lost Smythe Division Semi-Final 3-2 vs Los Angeles.

PLAYER	REGULAR SEASON					PLAYOFFS					DATE	GAME-BY-GAME RESULTS		RECORD
	GP	G	A	PTS	PIM	GP	G	A	PTS	PIM		OPPONENT	RESULT	
Wayne Gretzky	80	92	120	212	26	5	5	7	12	8	O. 7	COL	W 7-4	1-0-0
Glenn Anderson	80	38	67	105	71	5	2	5	7	8	O. 9	@ Van	L 2-6	1-1-0
Paul Coffey	80	29	60	89	106	5	1	1	2	6	O. 10	@ LA	W 7-4	2-1-0
Mark Messier	78	50	38	88	119	5	1	2	3	8	O. 14	WPG	L 2-4	2-2-0
Jari Kurri	71	32	54	86	32	5	2	5	7	10	O. 16	CGY	W 8-4	3-2-0
Dave Lumley	66	32	42	74	96	5	2	1	3	21	O. 18	@ Chi	L 5-7	3-3-0
Risto Siltanen	63	15	48	63	24	5	3	2	5	10	O. 20	@ Cgy	W 5-4	4-3-0
Matti Hagman	72	21	38	59	18	3	1	0	1	0	O. 21	HFD	W 5-2	5-3-0
Pat Hughes	68	24	22	46	99	5	2	1	3	6	O. 23	PIT	W 8-3	6-3-0
Kevin Lowe	80	9	31	40	63	5	0	3	3	0	O. 24	@ Col	W 3-1	7-3-0
Dave Hunter	63	16	22	38	63	5	0	1	1	26	O. 27	@ NYI	L 3-4	7-4-0
Laurie Boschman (TOR)	54	9	19	28	150	-	-	-	-	-	O. 28	@ NYR	W 5-3	8-4-0
(EDM)	11	2	3	5	37	3	0	1	1	4	O. 31	QUE	W 11-4	9-4-0
(TOT)	65	11	22	33	187	-	-	-	-	-	N. 4	TOR	W 6-4	10-4-0
Lee Fogolin	80	4	25	29	154	5	1	1	2	14	N. 7	COL	L 4-5	10-5-0
Brett Callighen	46	8	19	27	28	2	0	0	0	2	N. 11	@ Hfd	T 4-4	10-5-1
Dave Semenko	59	12	12	24	194	4	0	0	0	2	N. 12	@ Bos	L 2-5	10-6-1
Doug Hicks	49	3	20	23	55	-	-	-	-	-	N. 14	@ NYI	T 5-5	10-6-2
Garry Lariviere	62	1	21	22	41	4	0	1	1	0	N. 15	@ NYR	W 5-3	11-6-2
Garry Unger	46	7	13	20	69	4	1	0	1	23	N. 17	@ Stl	W 5-1	12-6-2
Stan Weir	51	3	13	16	13	-	-	-	-	-	N. 19	@ Min	T 2-2	12-6-3
Charlie Huddy	41	4	11	15	48	5	1	2	3	14	N. 21	VAN	W 8-3	13-6-3
Tom Roulston	35	11	3	14	22	5	1	0	1	2	N. 23	DET	W 8-4	14-6-3
Mike Forbes	16	1	7	8	26	-	-	-	-	-	N. 25	LA	W 11-4	15-6-3
Grant Fuhr	48	0	6	6	6	5	0	1	1	0	N. 27	CHI	W 8-1	16-6-3
Ken Berry	15	2	3	5	9	-	-	-	-	-	N. 29	@ Wpg	W 10-2	17-6-3
Marc Habscheid	7	1	3	4	2	-	-	-	-	-	D. 1	@ Mtl	T 3-3	17-6-4
Lance Nethery (NYR)	5	0	0	0	0	-	-	-	-	-	D. 2	@ Que	L 8-7	17-7-4
(EDM)	3	0	2	2	2	-	-	-	-	-	D. 4	VAN	W 7-3	18-7-4
(TOT)	8	0	2	2	2	-	-	-	-	-	D. 5	@ Van	T 3-3	18-7-5
Curt Brackenbury	14	0	2	2	12	-	-	-	-	-	D. 9	@ LA	T 5-5	18-7-6
Andy Moog	8	0	1	1	2	-	-	-	-	-	D. 13	NYI	W 4-3	19-7-6
Todd Strueby	3	0	0	0	0	-	-	-	-	-	D. 16	@ Col	W 7-4	20-7-6
Walt Poddubny	4	0	0	0	0	-	-	-	-	-	D. 17	@ Cgy	W 5-4	21-7-6
Don Jackson	8	0	0	0	18	-	-	-	-	-	D. 19	MIN	W 9-6	22-7-6
Ron Low	29	0	0	0	2	-	-	-	-	-	D. 20	CGY	L 5-7	22-8-6
Randy Gregg	-	-	-	-	-	4	0	2	2	12	D. 23	VAN	W 6-1	23-8-6
											D. 27	LA	W 10-3	24-8-6
											D. 30	PHI	W 7-5	25-8-6
											D. 31	@ Van	L 1-3	25-9-6
											J. 2	BOS	T 4-4	25-9-7
											J. 6	COL	W 5-3	26-9-7
											J. 9	CGY	W 7-2	27-9-7
											J. 10	@ Cgy	L 1-5	27-10-7
											J. 13	@ Wsh	T 6-6	27-10-8
											J. 14	@ Phi	L 2-8	27-11-8
											J. 16	@ Tor	L 1-7	27-12-8
											J. 17	@ Det	T 4-4	27-12-9
											J. 20	STL	W 8-6	28-12-9
											J. 22	@ Van	W 4-3	29-12-9
											J. 24	COL	W 7-4	30-12-9
											J. 26	@ Stl	W 6-4	31-12-9
											J. 27	@ Chi	T 3-3	31-12-10
											J. 29	PHI	W 3-1	32-12-10
											J. 31	BUF	W 7-4	33-12-10
											F. 3	MTL	L 3-6	33-13-10
											F. 6	TOR	W 5-1	34-13-10
											F. 7	NYR	W 8-4	35-13-10
											F. 12	WSH	W 5-3	36-13-10
											F. 14	BOS	T 2-2	36-13-11
											F. 17	MIN	W 7-4	37-13-11
											F. 19	HTF	W 7-4	38-13-11
											F. 21	@ Det	W 7-3	39-13-11
											F. 24	@ Buf	W 6-3	40-13-11
											F. 27	@ Pit	W 4-1	41-13-11
											F. 28	@ Wsh	W 4-1	42-13-11
											M. 2	@ Mtl	T 3-3	42-13-12
											M. 3	@ Que	L 4-6	42-14-12
											M. 6	@ Col	L 2-5	42-15-12
											M. 10	@ LA	L 2-3	42-16-12
											M. 12	BUF	L 2-3	42-17-12
											M. 13	VAN	W 5-3	43-17-12
											M. 15	LA	T 3-3	43-17-13
											M. 17	PIT	W 10-4	44-17-13
											M. 19	CGY	T 3-3	44-17-14
											M. 25	@ Cgy	W 7-2	45-17-14
											M. 26	@ Col	T 6-6	45-17-15
											M. 28	@ LA	W 6-2	46-17-15
											M. 31	LA	W 7-3	47-17-15
											A. 4	WPG	W 2-1	48-17-15



EDMONTON OILERS 1982-83 RESULTS & STATISTICS

COACH	REGULAR SEASON							PLAYOFFS				
	GP	W	L	T	PTS	GF	GA	GP	W	L	GF	GA
Glen Sather	80	47	21	12	106	424	315	16	11	5	80	50

1st Smythe Division, 3rd Overall. Playoffs: Stanley Cup Finalists; Won Smythe Division Semi-Final 3-0 vs Winnipeg, Won Smythe Division Final 4-1 vs Calgary, Won Campbell Conference Final 4-0 vs Chicago, Lost Stanley Cup Final 4-0 vs NY Islanders.

PLAYER	REGULAR SEASON					PLAYOFFS					DATE	GAME-BY-GAME RESULTS		RECORD
	GP	G	A	PTS	PIM	GP	G	A	PTS	PIM		OPPONENT	RESULT	
Wayne Gretzky	80	71	125	196	59	16	12	26	38	4	O. 5	CGY	W. 7-5	1-0-0
Mark Messier	77	48	58	106	72	15	15	6	21	14	O. 8	NYI	L. 4-6	1-1-0
Glenn Anderson	72	48	56	104	70	16	10	10	20	32	O. 9	@ Van	W. 6-3	2-1-0
Jari Kurri	80	45	59	104	22	16	8	15	23	8	O. 12	@ Cgy	L. 4-9	2-2-0
Paul Coffey	80	29	67	96	87	16	7	7	14	14	O. 14	@ Hfd	T. 4-4	2-2-1
Ken Linseman	72	33	42	75	181	16	6	8	14	22	O. 16	@ Bos	T. 6-6	2-2-2
Charlie Huddy	76	20	37	57	58	15	1	6	7	10	O. 17	@ Buf	L. 4-6	2-3-2
Willy Lindstrom (WPG)	63	20	25	45	8	-	-	-	-	-	O. 20	HFD	W. 4-3	3-3-2
(EDM)	10	6	5	11	2	16	2	11	13	4	O. 21	BOS	L. 3-5	3-4-2
(TOT)	73	26	30	56	10	-	-	-	-	-	O. 24	@ Wpg	T. 3-3	3-5-2
Pat Hughes	80	25	20	45	85	16	2	5	7	14	O. 27	CHI	T. 4-4	3-6-3
Tom Roulston	67	19	21	40	24	16	1	2	3	0	O. 29	LA	W. 6-3	4-5-3
Kevin Lowe	80	6	34	40	43	16	1	8	9	10	O. 31	VAN	L. 2-3	4-6-3
Dave Lumley	72	13	24	37	158	16	0	0	0	19	N. 3	WPG	W. 7-2	5-6-3
Jaroslav Pouzar	74	15	18	33	57	1	2	0	2	0	N. 5	NYR	W. 5-1	6-6-3
Dave Hunter	80	13	18	31	120	16	4	7	11	60	N. 8	@ Que	T. 5-5	6-6-4
Randy Gregg	80	6	22	28	54	16	2	4	6	13	N. 10	@ Pit	L. 4-5	6-7-4
Dave Semenko	75	12	15	27	141	15	1	1	2	69	N. 11	@ NJ	W. 5-1	7-7-4
Laurie Boschman	62	8	12	20	183	-	-	-	-	-	N. 13	@ Phi	W. 4-3	8-7-4
Lee Fogolin	72	0	18	18	92	16	0	5	5	36	N. 14	@ NYR	W. 7-2	9-7-4
Marc Habscheid	32	3	10	13	14	-	-	-	-	-	N. 16	@ NYI	L. 2-4	9-8-4
Don Jackson	71	2	8	10	136	16	3	3	6	30	N. 20	VAN	T. 3-3	9-8-5
Andy Moog	50	0	4	4	16	16	0	1	1	2	N. 21	QUE	L. 7-9	9-9-5
John Blum	5	0	3	3	24	-	-	-	-	-	N. 24	WSH	T. 3-3	9-9-6
Garry Unger	16	2	0	2	8	1	0	0	0	0	N. 26	@ Wpg	W. 6-5	10-9-6
Garry Lariviere	17	0	2	2	14	1	0	1	1	2	N. 28	@ Det	W. 7-5	11-9-6
L. Middlebrook (NU)	9	0	1	1	2	-	-	-	-	-	D. 1	PHI	L. 2-4	11-10-6
(EDM)	1	0	0	0	0	-	-	-	-	-	D. 4	CGY	W. 7-5	12-10-6
(TOT)	10	0	1	1	2	-	-	-	-	-	D. 5	LA	W. 7-3	13-10-6
Todd Strueby	1	0	0	0	0	-	-	-	-	-	D. 7	STL	W. 3-2	14-10-6
Ron Low	3	0	0	0	0	-	-	-	-	-	D. 9	@ LA	T. 3-3	14-10-7
Don Nachbaur	4	0	0	0	17	2	0	0	0	7	D. 11	@ Min	L. 4-5	14-11-7
Grant Fuhr	32	0	0	0	6	1	0	0	0	0	D. 17	NJ	W. 10-4	15-11-7
Ray Cote	-	-	-	-	-	14	3	2	5	4	D. 19	MTL	W. 5-2	16-11-7
											D. 22	MIN	W. 8-2	17-11-7
											D. 23	@ LA	W. 6-2	18-11-7
											D. 26	@ Cgy	T. 4-4	18-11-8
											D. 29	CHI	L. 6-8	18-12-8
											D. 31	@ Van	W. 8-1	19-12-8
											J. 1	WPG	W. 5-3	20-12-8
											J. 4	@ Cgy	W. 6-3	21-12-8
											J. 5	@ Wpg	W. 8-3	22-12-8
											J. 7	PIT	W. 7-2	23-12-8
											J. 9	DET	L. 3-4	23-13-8
											J. 11	@ Stl	W. 7-5	24-13-8
											J. 12	@ Chi	W. 10-4	25-13-8
											J. 15	@ Min	W. 10-4	26-13-8
											J. 18	@ LA	T. 3-3	26-13-9
											J. 19	VAN	W. 9-4	27-13-9
											J. 22	@ Van	L. 3-4	27-14-9
											J. 23	LA	W. 8-6	28-14-9
											J. 26	TOR	T. 6-6	28-14-10
											J. 29	CGY	W. 5-4	29-14-10
											J. 30	NYI	L. 2-4	29-15-10
											F. 3	LA	L. 4-7	29-16-10
											F. 4	MTL	L. 7-3	30-16-10
											F. 11	QUE	W. 7-3	31-16-10
											F. 14	@ Mtl	L. 2-4	31-17-10
											F. 17	@ Phi	L. 3-7	31-18-10
											F. 19	@ Pit	W. 10-7	32-18-10
											F. 20	@ Buf	W. 5-4	33-18-10
											F. 22	@ Cgy	L. 1-4	33-19-10
											F. 23	WSH	W. 6-3	34-19-10
											F. 25	STL	T. 5-5	34-19-11
											F. 27	WPG	W. 3-0	35-19-11
											M. 1	@ NJ	W. 4-3	36-19-11
											M. 2	@ Wsh	W. 5-4	37-19-11
											M. 5	@ Tor	W. 6-3	38-19-11
											M. 6	@ Bos	L. 2-5	38-20-11
											M. 8	@ Hfd	W. 9-4	39-20-11
											M. 11	NYR	W. 3-1	40-20-11
											M. 13	BUF	W. 6-2	41-20-11
											M. 16	VAN	W. 4-3	42-20-11
											M. 19	DET	W. 9-7	43-20-11
											M. 21	@ Tor	W. 4-1	44-20-11
											M. 23	@ Wpg	L. 4-7	44-21-11
											M. 26	@ LA	W. 9-3	45-21-11
											M. 29	@ Van	W. 7-4	46-21-11
											A. 1	WPG	W. 7-2	47-21-11
											A. 3	CGY	T. 3-3	47-21-12



EDMONTON OILERS 1983-84 RESULTS & STATISTICS

COACH	REGULAR SEASON							PLAYOFFS				
	GP	W	L	T	PTS	GF	GA	GP	W	L	GF	GA
Glen Sather	80	57	18	5	119	446	314	19	15	4	94	56

STANLEY CUP CHAMPIONS, 1st Smythe Division, 1st Overall. Playoffs: Won Smythe Division Semi-Final 3-0 vs Winnipeg, Won Smythe Division Final 4-3 vs Calgary, Won Campbell Conference Final 4-0 vs Minnesota, Won Stanley Cup Final 4-1 vs NY Islanders.

PLAYER	REGULAR SEASON					PLAYOFFS					DATE	GAME-BY-GAME RESULTS		RECORD
	GP	G	A	PTS	PIM	GP	G	A	PTS	PIM		OPPONENT	RESULT	
Wayne Gretzky	74	87	118	205	39	19	13	22	35	12	O. 5	TOR	W, 5-4	1-0-0
Paul Coffey	80	40	86	126	104	19	8	14	22	21	O. 7	@ Wpg	W, 8-6	2-0-0
Jari Kurri	64	52	61	113	14	19	14	14	28	13	O. 9	MIN	W, 4-3 OT	3-0-0
Mark Messier	73	37	64	101	165	19	8	18	26	19	O. 12	DET	W, 8-3	4-0-0
Glenn Anderson	80	54	45	99	65	19	6	11	17	33	O. 15	@ Cgy	W, 4-3	5-0-0
Ken Linseman	72	18	49	67	119	19	10	4	14	65	O. 16	CGY	W, 5-1	6-0-0
Pat Hughes	77	27	28	56	61	19	2	11	13	12	O. 19	@ Van	W, 10-7	7-0-0
Dave Hunter	80	22	26	48	90	17	5	5	10	14	O. 20	@ LA	T, 2-7	7-1-1
Kevin Lowe	80	4	42	46	59	19	3	7	10	16	O. 22	VAN	L, 3-5 OT	7-1-1
Charlie Huddy	75	8	34	42	43	12	1	9	10	8	O. 26	@ Tor	L, 3-8	8-2-1
Randy Gregg	80	13	27	40	56	19	3	7	10	21	O. 29	@ Mtl	W, 2-1	9-2-1
Willy Lindstrom	73	22	16	38	38	19	5	5	10	10	O. 30	@ NYR	W, 5-4 OT	9-2-1
Kevin McClelland (PIT)	24	2	4	6	62	-	-	-	-	-	N. 2	WSH	W, 11-3	10-2-1
(EDM)	52	8	20	28	127	18	4	6	10	42	N. 5	PIT	W, 7-3	11-2-1
(TOT)	76	10	24	34	189	-	-	-	-	-	N. 6	@ Wpg	W, 8-5	12-2-1
Jaroslav Pouzar	67	13	19	32	44	14	1	2	3	12	N. 8	@ Que	W, 7-4	13-2-1
Dave Lumley	56	6	15	21	68	19	2	5	7	44	N. 9	@ Wsh	W, 7-4	14-2-1
Lee Fogolin	80	5	16	21	125	19	1	4	5	23	N. 12	@ Det	W, 7-3	15-2-1
Don Jackson	64	8	12	20	120	19	1	2	3	32	N. 13	@ Chi	L, 3-5	15-3-1
Dave Semenko	52	6	11	17	118	19	5	5	10	44	N. 18	BUF	W, 7-0	16-3-1
Grant Fuhr	45	0	14	14	6	16	0	3	3	4	N. 19	NY	W, 13-4	17-3-1
Tom Roulston	24	5	7	12	16	-	-	-	-	-	N. 21	WPG	W, 7-6	18-3-1
Pat Conacher	45	2	8	10	31	3	1	0	1	2	N. 23	@ LA	W, 7-3	19-3-1
Rick Chartraw (NYR)	4	0	0	0	4	-	-	-	-	-	N. 25	@ Min	T, 2-2 OT	19-3-2
(EDM)	24	2	6	8	21	1	0	0	0	2	N. 26	@ Stl	L, 6-8	19-4-2
(TOT)	28	2	6	8	25	-	-	-	-	-	N. 30	PHI	L, 1-7 OT	19-4-3
Ken Berry	13	2	3	5	10	-	-	-	-	-	D. 3	LA	W, 7-3	20-4-3
Raimo Summanen	2	1	4	5	2	5	1	4	5	0	D. 4	NYI	L, 2-4	20-5-3
Kari Jalonen (CGY)	9	0	3	3	0	-	-	-	-	-	D. 7	VAN	W, 5-4	21-5-3
(EDM)	3	0	0	0	0	-	-	-	-	-	D. 10	@ Van	L, 2-3	21-6-3
(TOT)	12	0	3	3	0	-	-	-	-	-	D. 13	@ NYI	L, 5-8	21-7-3
Jim Playfair	2	1	1	2	2	-	-	-	-	-	D. 14	@ NYR	W, 9-4	22-7-3
Tom Gorence	12	1	1	2	0	-	-	-	-	-	D. 17	QUE	W, 8-1	23-7-3
Gord Sherven	2	1	0	1	0	-	-	-	-	-	D. 18	@ Wpg	W, 7-5	24-7-3
Marc Habscheid	9	1	0	1	6	-	-	-	-	-	D. 21	WPG	W, 7-4	25-7-3
Todd Strueby	1	0	1	1	2	-	-	-	-	-	D. 23	CGY	T, 5-5 OT	25-7-4
John Blum	4	0	1	1	2	-	-	-	-	-	D. 26	@ Cgy	W, 6-3	26-7-4
Andy Moog	38	0	1	1	4	7	0	0	0	2	D. 28	@ Van	W, 4-2	27-7-4
Dean Clark	1	0	0	0	0	-	-	-	-	-	D. 30	BOS	W, 2-0	28-7-4
Steve Graves	2	0	0	0	0	-	-	-	-	-	J. 3	@ Cgy	W, 6-6	29-7-4
Reg Kerr	3	0	0	0	0	-	-	-	-	-	J. 4	MIN	W, 12-8	30-7-4
Ray Cote	13	0	0	0	2	-	-	-	-	-	J. 7	HFD	W, 5-3	31-7-4
Larry Melnyk	-	-	-	-	-	6	0	1	1	2	J. 9	@ Det	W, 7-3	32-7-4
											J. 11	@ Chi	W, 5-3	33-7-4
											J. 13	@ Buf	L, 1-3	33-8-4
											J. 15	@ NY	W, 5-4	34-8-4
											J. 18	VAN	W, 7-5	35-8-4
											J. 20	LA	W, 7-5	36-8-4
											J. 21	@ LA	W, 6-3	37-8-4
											J. 25	@ Van	W, 6-4	38-8-4
											J. 27	NY	L, 3-3 OT	38-8-5
											J. 28	LA	L, 2-4	38-8-6
											F. 3	CGY	W, 10-5	39-8-6
											F. 7	@ Wsh	L, 5-9	39-10-5
											F. 9	@ NYI	L, 5-5	39-11-5
											F. 9	@ Phi	L, 3-4	39-12-5
											F. 11	@ Bos	L, 1-4	39-13-5
											F. 12	@ Hfd	L, 0-11	39-14-5
											F. 15	WPG	W, 7-4	40-14-5
											F. 17	BOS	W, 5-2	41-14-5
											F. 19	PIT	W, 7-3	42-14-5
											F. 21	@ Stl	W, 6-5	43-14-5
											F. 22	@ Pit	W, 9-2	44-14-5
											F. 24	CGY	W, 5-3	45-14-5
											F. 25	TOR	W, 8-3	46-14-5
											F. 27	@ Wpg	W, 6-5 OT	47-14-5
											F. 29	PHI	L, 2-1	47-15-5
											M. 4	MTL	W, 8-1	48-15-5
											M. 7	CHI	W, 7-4	49-15-5
											M. 10	NYR	L, 2-3	49-16-5
											M. 11	VAN	W, 12-2	50-16-5
											M. 13	@ Que	W, 6-5 OT	51-16-5
											M. 15	@ Mtl	L, 2-3	51-17-5
											M. 17	LA	W, 9-1	52-17-5
											M. 18	BUF	W, 4-3	53-17-5
											M. 21	HTF	W, 5-3	54-17-5
											M. 24	STL	L, 1-7	54-18-5
											M. 25	WPG	W, 3-2	55-18-5
											M. 27	@ Cgy	W, 9-2	56-18-5
											M. 31	@ LA	W, 4-3	57-18-5



EDMONTON OILERS 1984-85 RESULTS & STATISTICS

COACH	REGULAR SEASON							PLAYOFFS				
	GP	W	L	T	PTS	GF	GA	GP	W	L	GF	GA
Glen Sather	80	49	20	11	109	401	298	18	15	3	98	57

STANLEY CUP CHAMPIONS, 1st Smythe Division, 2nd Overall. Playoffs: Won Smythe Division Semi-Final 3-0 vs Los Angeles, Won Stanley Division Final 4-0 vs Winnipeg, Won Campbell Conference Final 4-2 vs Chicago, Won Stanley Cup Final 4-1 vs Philadelphia.

PLAYER	REGULAR SEASON					PLAYOFFS					GAME-BY-GAME RESULTS				
	GP	G	A	PTS	PIM	GP	G	A	PTS	PIM	DATE	OPPONENT	RESULT	RECORD	
Wayne Gretzky	80	73	135	208	52	18	17	30	47	4	O. 11	@ LA	T. 2-2 OT	0-0-1	
Jari Kurri	73	71	64	135	30	18	19	12	31	6	O. 12	STL	W. 5-1	1-0-1	
Paul Coffey	80	37	84	121	97	18	12	25	37	44	O. 14	BOS	W. 7-2	2-0-1	
Mike Krushelnyski	80	43	45	88	60	18	5	8	13	22	O. 18	@ Min	W. 7-5	3-0-1	
Glenn Anderson	80	42	39	81	69	18	10	16	26	38	O. 19	@ Wpg	W. 7-4	4-0-1	
Mark Napier (MIN)	39	10	18	28	2	-	-	-	-	-	O. 21	CGY	W. 6-4	5-0-1	
(EDM)	33	9	26	35	19	18	5	5	10	7	O. 24	WSH	T. 3-3 OT	6-0-1	
(TOT)	72	19	44	63	21	-	-	-	-	-	O. 26	LA	W. 8-2	6-0-2	
Mark Messier	55	23	31	54	57	18	12	13	25	12	O. 30	VAN	W. 7-0	6-0-2	
Charlie Huddy	80	7	44	51	46	18	3	17	20	17	N. 2	CHI	W. 4-2	8-0-2	
Dave Hunter	80	17	19	36	122	18	2	5	7	33	N. 4	@ Wpg	W. 2-1	9-0-2	
Willy Lindstrom	80	12	20	32	18	18	5	1	6	8	N. 6	@ Pit	T. 3-3 OT	10-0-2	
Dave Lumley (HTF)	48	8	20	28	98	-	-	-	-	-	N. 8	@ NJ	T. 3-3	11-0-3	
(EDM)	12	1	3	4	13	8	0	0	0	29	N. 9	@ Wsh	W. 8-5	12-0-3	
(TOT)	60	9	23	32	111	-	-	-	-	-	N. 11	@ Phi	L. 5-7	12-1-3	
Pat Hughes	73	12	13	25	85	10	1	1	2	4	N. 14	MTL	L. 2-4	12-2-3	
Kevin Lowe	80	4	21	25	104	16	0	5	5	8	N. 15	@ Cgy	L. 2-6	12-3-3	
Kevin McClelland	62	8	15	23	212	18	1	3	4	75	N. 17	VAN	W. 7-0	13-3-3	
Randy Gregg	57	3	20	23	32	17	0	6	6	12	N. 21	WPG	W. 7-5	14-3-3	
Don Jackson	78	3	17	20	141	9	0	0	0	64	N. 24	STL	W. 7-6	15-3-3	
Dave Semenko	69	6	12	18	167	14	0	0	0	39	N. 27	@ Tor	W. 7-1	16-3-3	
Bill Carroll	65	8	9	17	22	9	0	0	0	4	N. 29	@ Bos	W. 4-2	17-3-3	
Lee Fogolin	79	4	13	17	126	18	3	1	4	16	N. 30	@ Hfd	W. 4-2	18-3-3	
Gord Sherven	37	9	7	16	10	-	-	-	-	-	D. 1	NVI	W. 6-4	19-3-3	
Jaroslav Pouzar	33	4	8	12	28	9	2	1	3	2	D. 3	MIN	W. 6-3	20-3-3	
Larry Melnyk	28	0	11	11	25	12	1	3	4	26	D. 8	@ Van	L. 2-3 OT	20-4-3	
Marc Habscheid	26	5	3	8	4	-	-	-	-	-	D. 13	@ LA	L. 2-7	20-5-3	
Raimo Summanen	9	0	4	4	0	-	-	-	-	-	D. 15	@ Stl	W. 8-2	21-5-3	
Grant Fuhr	46	0	3	3	6	18	0	3	3	2	D. 17	@ NJ	L. 2-5	21-6-3	
Marco Baron	1	0	0	0	0	-	-	-	-	-	D. 19	LA	W. 7-3	22-6-3	
Daryl Reaugh	1	0	0	0	0	-	-	-	-	-	D. 21	VAN	L. 1-3	22-7-3	
Ray Cote	2	0	0	0	2	-	-	-	-	-	D. 22	CGY	W. 7-1	23-7-3	
Steve Smith	2	0	0	0	2	-	-	-	-	-	D. 26	@ Cgy	W. 6-5	24-7-3	
Mike Zanier	3	0	0	0	0	-	-	-	-	-	D. 29	DET	W. 6-3	25-7-3	
Andy Moog	39	0	0	0	8	2	0	0	0	0	D. 30	@ Van	T. 7-7 OT	25-7-4	
Esa Tikkanen	-	-	-	-	-	3	0	0	0	2	J. 2	PHI	L. 2-5	25-8-4	
GOALTENDER	GP	MIN	GA	SO	GAA.	W-L-T	GP	MIN	GA	GAA.	W-L	J. 4	WPG	W. 7-2	26-8-4
Andy Moog	39	2019	111	1	3.30	22-9-3	2	20	0	0.00	0-0	J. 8	@ Wpg	W. 7-2	27-8-4
Marco Baron	1	33	2	0	3.64	0-1-0	-	-	-	-	-	J. 8	@ Que	W. 4-0	28-8-4
Grant Fuhr	46	2559	165	1	3.87	26-8-7	18	1064	55	3.10	15-3	J. 10	@ Mtl	W. 5-2	29-8-4
Mike Zanier	3	185	12	0	3.89	1-1-1	-	-	-	-	-	J. 12	@ Pit	L. 3-4	29-9-4
Daryl Reaugh	1	60	5	0	5.00	0-1-0	-	-	-	-	-	J. 13	@ Buf	W. 5-4	30-9-4
												J. 16	NVI	T. 3-3 OT	30-9-5
												J. 18	@ Van	T. 4-4 OT	30-9-6
												J. 19	VAN	W. 7-5	31-9-6
												J. 21	LA	W. 8-7	32-9-6
												J. 25	NJ	W. 4-2	33-9-6
												J. 26	PIT	W. 6-3	34-9-6
												J. 28	CGY	W. 4-3	35-9-6
												F. 1	@ Cgy	W. 5-1	36-9-6
												F. 2	NJR	W. 4-2	37-9-6
												F. 3	HFD	W. 6-3	38-9-6
												F. 6	@ Wpg	L. 2-6	38-10-6
												F. 8	@ Min	W. 5-3	39-10-6
												F. 9	@ Det	W. 6-5	40-10-6
												F. 15	@ NYR	L. 7-8	40-11-6
												F. 16	@ Phi	L. 4-5	40-12-6
												F. 18	@ Buf	W. 6-4	41-12-6
												F. 19	@ Tor	W. 9-4	42-12-6
												F. 22	QUE	W. 6-3	43-12-6
												F. 23	WSH	T. 3-3 OT	43-12-7
												F. 27	MTL	L. 1-4	43-13-7
												M. 1	LA	L. 4-5	43-14-7
												M. 3	WPG	L. 3-6	43-15-7
												M. 5	@ Cgy	W. 5-3	44-15-7
												M. 9	NJR	T. 3-3 OT	44-16-8
												M. 10	@ Van	L. 3-6	44-16-8
												M. 13	DET	W. 7-6	45-16-8
												M. 15	BUF	T. 4-4 OT	45-16-9
												M. 17	@ LA	L. 4-5	45-17-9
												M. 20	CHI	W. 6-4	46-17-9
												M. 22	TOR	T. 3-3 OT	46-17-10
												M. 26	@ NYI	W. 7-5	47-17-10
												M. 28	@ Bos	L. 3-6	47-18-10
												M. 29	@ Hfd	L. 7-8	47-19-10
												M. 31	@ Chi	W. 7-3	48-19-10
												A. 2	@ LA	W. 6-4	49-19-10
												A. 5	CGY	T. 5-5 OT	49-19-11
												A. 6	WPG	L. 5-6	49-20-11



EDMONTON OILERS 1985-86 RESULTS & STATISTICS

COACH	REGULAR SEASON							PLAYOFFS				
	GP	W	L	T	PTS	GF	GA	GP	W	L	GF	GA
Glen Sather	80	56	17	7	119	426	310	10	6	4	41	30

1st Smythe Division, 1st Overall. Playoffs: Won Smythe Division Semi-Final 3-0 vs Vancouver, Lost Smythe Division Final 4-3 vs Calgary.

PLAYER	REGULAR SEASON					PLAYOFFS					GAME-BY-GAME RESULTS			
	GP	G	A	PTS	PIM	GP	G	A	PTS	PIM	DATE	OPPONENT	RESULT	RECORD
Wayne Gretzky	80	52	163	215	46	10	8	11	19	2	O. 10	WPG	W, 4-3	1-0-0
Paul Coffey	79	48	90	138	120	10	1	9	10	30	O. 13	STL	W, 6-3	2-0-0
Jari Kurri	78	68	63	131	22	10	2	10	12	4	O. 16	NYI	W, 6-4	3-0-0
Glenn Anderson	72	54	48	102	90	10	8	3	11	14	O. 18	BOS	W, 3-2	4-0-0
Mark Messier	63	35	49	84	68	10	4	6	10	18	O. 20	@ LA	W, 8-5	5-0-0
Mark Napier	80	24	32	56	14	10	1	4	5	0	O. 23	@ Wpg	L, 3-9	5-1-0
Craig MacTavish	74	23	24	47	70	10	4	4	8	11	O. 25	CGY	W, 5-3	6-1-0
Charlie Huddy	76	6	35	41	55	7	0	2	2	0	O. 28	@ Cgy	W, 6-4	7-1-0
Mike Krushelnyski	54	16	24	40	22	10	4	5	9	16	O. 30	WPG	W, 7-3	8-1-0
Raimo Summanen	73	19	18	37	16	5	1	1	2	0	N. 1	BUF	L, 0-2	8-2-0
Dave Hunter	62	15	22	37	77	10	2	3	5	23	N. 3	TOR	W, 7-1	9-2-0
Kevin McClelland	79	11	25	36	266	10	1	0	1	32	N. 5	@ Van	W, 6-4	10-2-0
Randy Gregg	64	2	26	28	47	10	1	0	1	12	N. 6	@ LA	T, 4-4 OT	10-2-1
Lee Fogolin	80	4	22	26	129	8	0	2	2	10	N. 8	VAN	W, 13-0	11-2-1
Steve Smith	55	4	20	24	166	6	0	1	1	14	N. 12	@ Wsh	L, 2-5	11-3-1
Marty McSorley	59	11	12	23	265	8	0	2	2	50	N. 14	@ Phi	L, 3-5	11-4-1
Dave Lumley	46	11	9	20	35	3	0	2	2	2	N. 16	@ NYI	T, 4-4 OT	11-4-2
Dave Semenko	69	6	12	18	141	6	0	0	0	32	N. 17	@ NYR	W, 3-2 OT	12-4-2
Kevin Lowe	74	2	16	18	90	10	1	3	4	15	N. 19	@ Que	W, 5-4	13-4-2
Esa Tikkanen	35	7	6	13	28	8	3	2	5	7	N. 20	@ Mtl	W, 5-4 OT	14-4-2
Don Jackson	45	2	8	10	93	8	0	0	0	21	N. 23	NJ	W, 3-2	15-4-2
Mike Rogers (NYR)	9	1	3	4	2	-	-	-	-	-	N. 27	VAN	T, 5-5 OT	15-4-3
(EDM)	8	1	0	1	0	-	-	-	-	-	N. 30	HFD	W, 8-3	16-4-3
(TOT)	17	2	3	5	2	-	-	-	-	-	D. 1	CGY	W, 5-3	17-4-3
Gord Sherven (MIN)	13	0	2	2	11	-	-	-	-	-	D. 3	@ LA	W, 8-4	18-4-4
(EDM)	5	1	1	2	4	-	-	-	-	-	D. 5	LA	T, 5-6 OT	18-4-5
(TOT)	18	1	3	4	15	-	-	-	-	-	D. 7	MIN	T, 5-6	19-4-4
Risto Jalo	3	0	3	3	0	-	-	-	-	-	D. 8	CHI	W, 4-3	20-4-4
Grant Fuhr	40	0	2	2	0	9	0	1	1	0	D. 10	@ STL	L, 3-7	20-5-4
Andy Moog	47	0	2	2	8	1	0	0	0	0	D. 11	@ Chi	W, 12-9	21-5-4
Ken Solheim	6	1	0	1	5	-	-	-	-	-	D. 13	@ Wpg	W, 6-3	22-5-4
Jeff Brubaker (TOR)	21	0	0	0	67	-	-	-	-	-	D. 15	VAN	W, 5-3	23-5-4
(EDM)	4	1	0	1	12	-	-	-	-	-	D. 18	WSH	L, 2-5	23-6-4
(TOT)	25	1	0	1	79	-	-	-	-	-	D. 20	LA	W, 9-4	24-6-4
Dean Hopkins	1	0	0	0	0	-	-	-	-	-	D. 22	WPG	L, 5-7	24-7-4
Mike Moller	1	0	0	0	0	-	-	-	-	-	D. 29	@ Van	W, 5-3	25-7-4
Selmar Odelein	4	0	0	0	0	-	-	-	-	-	D. 31	PHI	W, 4-3	26-7-4
Jeff Beukeboom	-	-	-	-	-	1	0	0	0	4	J. 1	@ Cgy	W, 4-3	27-7-4
											J. 4	HFD	W, 4-3	28-7-4
											J. 5	CGY	W, 6-3	29-7-4
											J. 8	@ Tor	L, 9-11	29-8-4
											J. 10	@ Que	L, 3-5	29-9-4
											J. 11	@ Mtl	W, 6-3	30-9-4
											J. 13	@ Bos	W, 5-3	31-9-4
											J. 15	@ Hfd	W, 4-1	32-9-4
											J. 18	NYR	L, 4-5	32-10-4
											J. 22	PIT	L, 4-7	32-11-4
											J. 24	NJ	W, 7-6 OT	33-11-4
											J. 25	LA	W, 5-2	34-11-4
											J. 27	@ Chi	W, 4-3	35-11-4
											J. 29	@ STL	T, 5-5 OT	35-11-5
											J. 31	CGY	W, 7-4	36-11-5
											F. 1	@ Cgy	T, 4-4 OT	36-11-6
											F. 6	@ NY	W, 6-4	37-11-6
											F. 8	@ Wsh	L, 4-5 OT	37-12-6
											F. 9	@ Buf	L, 2-4	37-13-6
											F. 11	@ Det	W, 3-2	38-13-6
											F. 14	QUE	W, 8-2	39-13-6
											F. 16	BUF	W, 7-5	40-13-6
											F. 19	TOR	W, 9-5	41-13-6
											F. 22	BOS	L, 5-6 OT	41-14-6
											F. 24	MTL	W, 3-2	42-14-6
											F. 26	@ Wpg	W, 8-2	43-14-6
											M. 4	PHI	W, 6-2 OT	44-14-6
											M. 5	@ Van	W, 6-2	45-14-6
											M. 7	LA	W, 6-3	46-14-6
											M. 9	PIT	W, 5-3	47-14-6
											M. 11	@ LA	W, 7-3	48-14-6
											M. 12	@ Min	L, 0-4	48-15-6
											M. 14	@ Wpg	W, 8-5	49-15-6
											M. 18	DET	W, 12-3	50-15-6
											M. 21	WPG	W, 6-2	51-15-6
											M. 25	MIN	W, 5-4 OT	52-15-6
											M. 26	@ Det	W, 7-2	53-15-6
											M. 28	@ Pit	W, 8-3	54-15-6
											M. 29	@ NYR	L, 2-4	54-16-6
											A. 2	@ NYI	T, 4-4 OT	54-16-7
											A. 4	VAN	W, 8-4	55-16-7
											A. 6	@ Cgy	L, 3-9	55-17-7
											A. 7	@ Van	W, 3-2	56-17-7



EDMONTON OILERS 1986-87 RESULTS & STATISTICS

COACH	REGULAR SEASON							PLAYOFFS				
	GP	W	L	T	PTS	GF	GA	GP	W	L	GF	GA
Glen Sather	80	50	24	6	106	372	284	21	16	5	87	57

STANLEY CUP CHAMPIONS, 1st Smythe Division, 1st Overall. Playoffs: Won Smythe Division Semi-Final 4-1 vs Los Angeles, Won Smythe Division Final 4-0 vs Winnipeg, Won Campbell Conference Final 4-1 vs Detroit, Won Stanley Cup Final 4-3 vs Philadelphia.

PLAYER	REGULAR SEASON					PLAYOFFS					DATE	GAME-BY-GAME RESULTS		RECORD
	GP	G	A	PTS	PIM	GP	G	A	PTS	PIM		OPPONENT	RESULT	
Wayne Gretzky	79	62	121	183	28	21	5	29	34	6	O. 9	@ Phi	L 1-2	0-1-0
Jari Kurri	79	54	54	108	41	21	15	10	25	20	O. 11	@ Mtl	W 5-4 OT	1-1-0
Mark Messier	77	37	70	107	73	21	12	16	28	16	O. 12	@ Wpg	L 3-5	1-2-0
Esa Tikkanen	76	34	44	78	120	21	7	2	9	20	O. 15	QUE	W 5-2	2-2-0
Glenn Anderson	80	35	38	73	65	21	14	13	27	59	O. 17	DET	W 4-3	3-2-0
Paul Coffey	59	17	50	67	49	17	3	8	11	30	O. 19	@ LA	L 6-7	3-3-0
Kent Nilsson (MIN)	44	13	33	46	12	-	-	-	-	-	O. 21	CHI	W 9-1	4-3-0
(EDM)	17	5	12	17	4	21	6	13	19	6	O. 22	@ Cgy	L 3-6	4-4-0
(TOT)	61	18	45	63	16	-	-	-	-	-	O. 24	BOS	W 6-2	5-4-0
Mike Krushelnyski	80	16	35	51	67	21	3	4	7	18	O. 26	VAN	W 2-2	6-4-0
Craig MacTavish	79	20	19	39	55	21	1	9	10	16	O. 29	WSH	W 8-3	7-4-0
Kevin Lowe	77	8	29	37	94	21	2	4	6	22	O. 31	@ Van	W 6-2	8-4-0
Moe Lemay (VAN)	52	9	17	26	128	-	-	-	-	-	N. 2	LA	T 5-5 OT	8-4-1
(EDM)	10	1	2	3	36	9	2	1	3	11	N. 5	CGY	L 1-3	8-5-1
(TOT)	62	10	19	29	164	-	-	-	-	-	N. 7	@ Cgy	L 4-6	8-6-1
Craig Muni	79	7	22	29	85	14	0	2	2	17	N. 8	MTL	W 4-3	9-6-1
Kevin McClelland	72	12	13	25	238	21	2	3	5	43	N. 11	@ NYI	W 3-2 OT	10-6-1
Randy Gregg	52	8	16	24	42	18	3	6	9	17	N. 13	@ Bos	L 3-4 OT	10-7-1
Steve Smith	62	7	15	22	165	15	1	3	4	45	N. 15	@ Hfd	L 2-6	10-8-1
Mark Napier	62	8	13	21	2	-	-	-	-	-	N. 16	@ NYR	W 8-6	11-8-1
Charlie Huddy	58	4	15	19	35	21	1	7	8	21	N. 19	NYR	W 5-4 OT	12-8-1
Raimo Summanen	48	10	7	17	15	-	-	-	-	-	N. 22	VAN	W 5-2	13-8-1
Dave Hunter	77	6	9	15	75	21	3	3	6	20	N. 24	@ Cgy	L 5-6	13-9-1
Reijo Ruotsalainen	16	5	8	13	6	21	2	5	7	10	N. 26	WPG	W 14-3	14-9-1
Normand Lacombe (BUF)	39	4	7	11	8	-	-	-	-	-	N. 28	CHI	W 5-6 OT	14-10-1
(EDM)	1	0	0	0	2	-	-	-	-	-	D. 3	NYI	L 7-1	15-10-1
(TOT)	40	4	7	11	10	-	-	-	-	-	D. 5	@ Pit	W 4-2	16-10-1
Jeff Beukeboom	44	3	8	11	124	-	-	-	-	-	D. 7	@ Phi	L 2-5	16-11-1
Marty McSorley	41	2	4	6	159	21	4	3	7	65	D. 9	@ Min	W 3-2	17-11-1
Jaroslav Pouzar	12	2	3	5	6	5	1	1	2	2	D. 10	@ Wpg	W 7-4	18-11-1
Stu Kulak	23	3	1	4	41	-	-	-	-	-	D. 12	WPG	W 6-1	19-11-1
Danny Gare	18	1	3	4	6	-	-	-	-	-	D. 14	@ LA	W 4-2	20-11-1
Lee Fogolin	35	1	3	4	17	-	-	-	-	-	D. 17	QUE	W 5-3	21-11-1
Mike Moller	6	2	1	3	0	-	-	-	-	-	D. 19	VAN	W 4-2	22-11-1
Steve Graves	12	2	0	2	0	-	-	-	-	-	D. 20	LA	T 8-8 OT	22-11-2
Grant Fuhr	44	0	2	2	6	19	0	1	1	0	D. 23	WPG	L 1-2	22-12-2
Andy Moog	46	0	2	2	8	2	0	0	0	0	D. 28	PHI	W 6-4	23-12-2
Dave Lumley	1	0	0	0	0	-	-	-	-	-	D. 30	@ Van	W 7-3	24-12-2
Wayne Van Dorp	3	0	0	0	25	3	0	0	0	2	J. 1	LA	W 8-1	25-12-2
Dave Semenko	5	0	0	0	0	-	-	-	-	-	J. 3	LA	W 2-2	26-12-2
Kelly Buchberger	-	-	-	-	-	3	0	1	1	5	J. 9	STL	L 5-1	26-13-2
											J. 11	CGY	W 5-3	27-13-2
											J. 13	@ Det	W 5-3	28-13-2
											J. 15	@ Que	W 4-1	29-13-2
											J. 17	@ Tor	W 7-4	30-13-2
											J. 18	@ Buf	L 5-6 OT	30-14-2
											J. 21	@ Wpg	W 5-3	31-14-2
											J. 23	NYR	W 7-4	32-14-2
											J. 24	PIT	W 4-2	33-14-2
											J. 27	@ Van	T 4-4 OT	33-14-3
											J. 28	VAN	W 7-3	34-14-4
											J. 30	MIN	T 2-2 OT	34-14-4
											F. 1	@ Chi	L 4-6	34-15-4
											F. 3	@ Stl	W 4-2	35-15-4
											F. 4	@ Min	W 6-5 OT	36-15-4
											F. 6	NYI	T 3-3 OT	36-15-5
											F. 8	STL	W 6-2	37-15-5
											F. 15	WSH	L 3-5	37-16-5
											F. 18	TOR	W 9-2	38-16-5
											F. 22	@ Wpg	L 2-5	38-17-5
											F. 24	@ Pit	L 2-5	38-18-5
											F. 25	@ NJ	L 2-4	38-19-5
											F. 27	@ Wsh	L 2-5	38-20-5
											M. 4	@ Van	W 8-5	39-20-5
											M. 6	LA	W 9-3	40-20-5
											M. 7	MTL	W 5-3	41-20-5
											M. 11	DET	W 6-3	42-20-5
											M. 14	BUF	W 6-3	43-20-5
											M. 15	HFD	W 4-1	44-20-5
											M. 17	NJ	W 7-4	45-20-5
											M. 19	@ Cgy	L 4-5	45-21-5
											M. 20	CGY	L 3-6	45-22-5
											M. 23	@ NJ	W 7-6	46-22-5
											M. 25	@ Hfd	W 5-3	47-22-5
											M. 26	@ Bos	L 1-4	47-23-5
											M. 28	@ Tor	L 2-4	47-24-5
											M. 29	@ Buf	W 3-2	48-24-5
											M. 31	WPG	W 5-4 OT	49-24-5
											A. 2	CGY	T 4-4 OT	49-24-6
											A. 4	@ LA	W 7-3	50-24-6



EDMONTON OILERS 1987-88 RESULTS & STATISTICS

COACH	REGULAR SEASON							PLAYOFFS				
	GP	W	L	T	PTS	GF	GA	GP	W	L	GF	GA
Glen Sather	80	44	25	11	99	363	288	18	16	2	84	53

STANLEY CUP CHAMPIONS, 2nd Smyth Division, 3rd Overall. Playoffs: Won Smythe Division Semi-Final 4-1 vs Winnipeg, Won Smythe Division Final 4-0 vs Calgary, Won Campbell Conference Final 4-1 vs Detroit, Won Stanley Cup Final 4-0 vs Boston.

1-1 vs Detroit, won Stanley Cup Final 4-0 vs Boston.											GAME-BY-GAME RESULTS				
PLAYER	GP	REGULAR SEASON				PIM	PLAYOFFS					DATE	OPPONENT	RESULT	RECORD
		G	A	PTS			GP	G	A	PTS	PIM				
Wayne Gretzky	64	40	109	149	24	19	12	31	43	16	O. 9	DET	L 1-4	0-1-0	
Mark Messier	77	37	74	111	103	19	11	23	34	29	O. 11	@ LA	W 9-2	1-1-0	
Jari Kurri	80	43	53	96	30	19	14	17	31	12	O. 14	CGY	L 4-5	1-2-0	
Craig Simpson (PIT)	21	13	13	26	34	-	-	-	-	-	O. 16	@ Cgy	W 5-2	2-2-0	
(EDM)	59	43	21	64	43	19	13	6	19	26	O. 17	BOS	W 4-3	3-2-0	
(TOT)	80	56	34	90	77	-	-	-	-	-	O. 21	LA	W 6-2	4-2-0	
Glenn Anderson	80	38	50	88	58	-	-	-	-	-	O. 23	@ Van	W 5-4 OT	5-2-0	
Esa Tikkanen	80	23	51	74	153	19	9	16	25	49	O. 24	VAN	W 9-5	6-2-0	
Geoff Courtnall (BOS)	62	32	26	58	108	-	-	-	-	-	O. 27	@ Que	L 0-5	6-3-0	
(EDM)	12	4	4	8	15	19	0	3	3	23	O. 28	@ Mtl	L 1-3	6-4-0	
(TOT)	74	36	30	66	123	-	-	-	-	-	O. 31	@ Van	L 9-6	6-5-0	
Steve Smith	79	12	43	55	286	19	9	16	25	49	N. 1	@ NYR	W 7-6	7-5-0	
Mike Krushelnyski	76	20	27	47	64	19	10	17	27	72	N. 4	NYR	W 7-2	8-5-0	
Charlie Huddy	77	13	28	41	71	13	4	5	9	10	N. 5	@ Cgy	L 4-4 OT	8-5-1	
Craig MacTavish	80	15	17	32	47	19	0	1	1	31	N. 7	BUF	W 5-0	9-5-1	
Keith Acton (MIN)	46	8	11	19	74	-	-	-	-	-	N. 10	@ LA	T 4-4 OT	9-5-2	
(EDM)	26	3	6	9	21	7	2	0	2	16	N. 14	@ STL	W 6-5 OT	10-5-2	
(TOT)	72	11	17	28	95	-	-	-	-	-	N. 15	@ Chi	L 4-5	10-6-2	
Dave Hannan (PIT)	21	4	3	7	23	-	-	-	-	-	N. 18	QUE	W 4-1	11-6-2	
(EDM)	51	9	11	20	43	12	1	1	2	8	N. 20	PIT	W 4-1	12-6-2	
(TOT)	72	13	14	27	66	-	-	-	-	-	N. 22	@ Wpg	L 3-4 OT	12-7-2	
Marty McSorley	60	9	17	26	223	16	0	3	3	67	N. 25	NJ	L 7-8 OT	12-8-2	
Jeff Beukeboom	73	5	20	25	201	7	0	0	0	16	N. 27	CHI	W 4-3	13-8-2	
Kevin Lowe	70	9	15	24	89	19	0	2	2	26	N. 29	@ Buf	W 5-2	14-8-2	
Craig Muni	72	4	15	19	77	19	0	4	4	31	D. 1	@ Wsh	L 2-4	14-9-2	
Normand Lacombe	53	8	9	17	36	19	3	0	3	28	D. 2	@ Det	L 4-7	14-10-2	
Kevin McClelland	74	10	6	16	281	19	2	3	5	68	D. 5	TOR	W 5-2	15-10-2	
Chris Joseph (PIT)	17	0	4	4	12	-	-	-	-	-	D. 6	MIN	W 10-4	16-10-2	
(EDM)	7	0	4	4	6	-	-	-	-	-	D. 9	WPG	W 2-0	17-10-2	
(TOT)	24	0	8	8	18	-	-	-	-	-	D. 11	VAN	W 2-1	18-10-2	
Grant Fuhr	75	0	8	8	16	19	0	2	2	26	D. 12	@ Van	W 5-3	19-10-2	
Steve Graves	21	3	4	7	10	-	-	-	-	-	D. 16	@ LA	L 5-7	19-11-2	
Steve Dykstra (BUF)	27	1	1	2	91	-	-	-	-	-	D. 18	WPG	T 5-5 OT	19-11-3	
(EDM)	15	2	3	5	39	-	-	-	-	-	D. 19	HFD	L 3-4	19-12-3	
(TOT)	42	3	4	7	130	-	-	-	-	-	D. 22	LA	W 5-2	19-13-3	
Dave Hunter	21	3	3	6	6	-	-	-	-	-	D. 26	@ Cgy	W 5-4	20-13-3	
Moe Mantha	25	0	6	6	26	-	-	-	-	-	D. 28	VAN	W 7-3	21-13-3	
Tom McMurchy	9	4	1	5	8	-	-	-	-	-	D. 30	PHI	W 6-0	22-13-3	
John Miner	14	2	3	5	16	-	-	-	-	-	J. 2	@ Wsh	L 0-2	22-14-3	
Ron Shudra	10	0	5	5	6	-	-	-	-	-	J. 4	@ Bos	T 2-2 OT	22-14-4	
Jim Wiemer	12	1	2	3	15	2	0	0	0	2	J. 6	@ Hfd	W 5-1	23-14-4	
Randy Gregg	15	1	2	3	8	19	1	8	9	24	J. 8	@ Wpg	T 4-4 OT	24-13-5	
Bill Ranford	6	0	2	2	0	-	-	-	-	-	J. 9	NYI	W 5-1	25-13-5	
Selmar Odelein	12	0	2	2	33	-	-	-	-	-	J. 11	WSH	W 3-2	26-13-5	
Jim Ennis	5	1	0	1	10	-	-	-	-	-	J. 13	CGY	W 5-3	27-13-5	
Kelly Buchberger	19	1	0	1	81	-	-	-	-	-	J. 15	WPG	T 4-4 OT	27-13-6	
Scott Metcalfe	2	0	0	0	0	-	-	-	-	-	J. 18	@ Mtl	L 2-4	27-14-6	
Warren Skorodenski	3	0	0	0	0	-	-	-	-	-	J. 19	@ Que	T 4-4 OT	27-14-7	
Moe Lemay	4	0	0	0	2	-	-	-	-	-	J. 21	@ Phi	L 1-3	27-15-7	
Dave Donnelly	4	0	0	0	4	-	-	-	-	-	J. 23	@ NYI	L 2-3	27-16-7	
Daryl Reaugh	6	0	0	0	0	-	-	-	-	-	J. 25	@ Pit	W 6-4	28-16-7	
GOALTENDER	GP	MIN	GA	SO	GAA	W-L-T	GP	MIN	GA	GAA	W-L	J. 29	CGY	L 4-5	28-17-7
Bill Ranford	6	325	16	0	2.95	3-0-2	-	-	-	-	-	J. 30	HFD	W 5-2	29-17-7
Grant Fuhr	75	4304	246	4	3.43	40-24-9	19	1136	55	2.90	16-2	F. 3	NJ	W 8-5	30-17-7
Daryl Reaugh	6	176	14	0	4.77	1-1-0	-	-	-	-	-	F. 6	@ LA	L 2-7	30-18-7
Warren Skorodenski	3	61	7	0	6.89	0-0-0	-	-	-	-	-	F. 11	@ Van	W 7-2	31-18-7
												F. 12	BOS	L 4-7	31-19-7
												F. 14	VAN	W 7-6	32-19-7
												F. 17	TOT	T 4-4 OT	32-19-8
												F. 19	PIT	W 7-3	33-19-8
												F. 21	@ Wpg	W 4-3 OT	34-19-8
												F. 23	@ STL	W 6-4	35-19-8
												F. 24	@ Chi	L 4-6	35-20-8
												F. 28	CGY	L 2-3	35-21-8
												M. 1	LA	W 5-3	36-21-8
												M. 4	PHI	W 7-4	37-21-8
												M. 5	@ Cgy	L 4-7	37-22-8
												M. 7	@ Wpg	W 6-0	38-22-8
												M. 9	MTL	L 1-4	38-23-8
												M. 12	@ Van	T 3-3 OT	38-23-9
												M. 15	BUF	W 6-4	39-23-9
												M. 18	WPG	W 4-1	40-23-9
												M. 20	@ Min	T 5-5 OT	40-23-10
												M. 22	@ Det	W 6-4	41-23-10
												M. 24	@ NYR	L 1-6	41-24-10
												M. 26	@ NYI	L 4-5	41-25-10
												M. 28	@ Tor	W 6-4	42-25-10
												M. 30	MIN	W 6-3	43-25-10
												A. 1	STL	W 5-2	44-25-10
												A. 3	LA	T 5-5 OT	44-25-11



EDMONTON OILERS 1988-89 RESULTS & STATISTICS

COACH	REGULAR SEASON							PLAYOFFS				
	GP	W	L	T	PTS	GF	GA	GP	W	L	GF	GA
Glen Sather	80	38	34	8	84	325	306	7	3	4	20	25

3rd Smythe Division, 7th Overall. Playoffs: Lost Smythe Division Semi-Final 4-3 vs Los Angeles.

PLAYER	REGULAR SEASON					PLAYOFFS					GAME-BY-GAME RESULTS			
	GP	G	A	PTS	PIM	GP	G	A	PTS	PIM	DATE	OPPONENT	RESULT	RECORD
Jari Kurri	76	44	58	102	69	7	3	5	8	6	O. 7	NYI	W. 5-1	1-0-0
Jimmy Carson	80	49	51	100	36	7	2	1	3	6	O. 9	WPG	W. 5-4	2-0-0
Mark Messier	72	33	61	94	130	7	1	11	12	8	O. 12	VAN	L. 2-6	2-1-0
Esa Tikkanen	67	31	47	78	92	7	1	3	4	12	O. 14	@ Cgy	L. 1-6	2-2-0
Craig Simpson	66	35	41	76	80	7	2	0	2	10	O. 16	@ Wpg	T. 3-3 OT	2-2-1
Glenn Anderson	79	16	48	64	93	7	1	2	3	8	O. 17	MIN	T. 3-3 OT	2-2-2
Craig MacTavish	80	21	31	52	55	7	0	1	1	8	O. 19	LA	W. 8-6	3-2-2
Charlie Huddy	76	11	33	44	52	7	2	0	2	4	O. 23	@ Van	L. 5-6	3-3-2
Tomas Jonsson (NYI)	53	9	23	32	34	-	-	-	-	-	O. 25	@ LA	W. 5-4	4-3-2
(EDM)	20	1	10	11	22	4	2	0	2	6	O. 29	WSH	W. 4-3 OT	5-3-2
(TOT)	73	10	33	43	56	-	-	-	-	-	O. 30	CHI	L. 2-5	5-4-2
Normand Lacombe	64	17	11	28	57	7	2	1	3	21	N. 2	STL	W. 5-4	6-4-2
Keith Acton	46	11	15	26	47	-	-	-	-	-	N. 4	BUF	W. 7-3	7-4-2
Miroslav Frycer (DET)	23	7	8	15	47	-	-	-	-	-	N. 6	@ Det	L. 2-5	7-5-2
(EDM)	14	5	5	10	18	-	-	-	-	-	N. 8	@ Pit	W. 7-3	8-5-2
(TOT)	37	12	13	25	65	-	-	-	-	-	N. 9	@ NJ	W. 3-2 OT	9-5-2
Kevin Lowe	76	7	18	25	98	7	1	2	3	4	N. 12	@ Tor	W. 6-2	10-5-2
Steve Smith	35	3	19	22	97	7	2	2	4	20	N. 13	@ Buf	W. 5-4 OT	11-5-2
Kevin McClelland	79	6	14	20	161	7	0	2	2	16	N. 16	WPG	L. 1-2 OT	11-6-2
Craig Muni	69	5	13	18	71	7	0	3	3	8	N. 19	TOR	W. 9-1	12-6-2
Randy Gregg	57	3	15	18	28	7	1	0	1	6	N. 20	@ Wpg	L. 4-7	12-7-2
Kelly Buchberger	66	5	9	14	234	-	-	-	-	-	N. 23	@ Min	T. 3-3 OT	12-7-3
Craig Redmond	21	3	10	13	12	-	-	-	-	-	N. 24	@ Stl	W. 4-2	13-7-3
Dave Hunter (WPG)	34	3	1	4	61	-	-	-	-	-	N. 26	@ Mtl	L. 5-7	13-8-3
(EDM)	32	3	5	8	22	6	0	0	0	0	N. 28	@ Que	W. 7-4	14-8-3
(TOT)	66	6	6	12	83	-	-	-	-	-	N. 30	VAN	W. 4-2	15-8-3
Mark Lamb	20	2	8	10	14	6	0	2	2	8	D. 2	CGY	L. 4-7	15-9-3
Chris Joseph	44	4	5	9	54	-	-	-	-	-	D. 4	NVR	W. 10-6	16-9-3
Greg Adams	49	4	5	9	72	-	-	-	-	-	D. 7	QUE	W. 8-3	17-9-3
Reed Larson	10	2	7	9	15	-	-	-	-	-	D. 8	@ Cgy	L. 3-5	17-10-3
Doug Halward (DET)	18	0	1	1	36	-	-	-	-	-	D. 10	WPG	L. 6-7	17-11-3
(EDM)	24	0	7	7	25	2	0	0	0	0	D. 14	@ Tor	W. 8-2	18-11-3
(TOT)	42	0	8	8	61	-	-	-	-	-	D. 15	@ Bos	L. 3-4 OT	18-12-3
Jeff Beukeboom	36	0	5	5	94	1	0	0	0	2	D. 17	@ Hfd	W. 4-2	19-12-3
Dave Brown (PHI)	50	0	3	3	100	-	-	-	-	-	D. 19	@ Buf	T. 5-5 OT	19-12-4
(EDM)	22	0	2	2	66	7	0	0	0	6	D. 21	VAN	L. 1-2	19-13-4
(TOT)	72	0	5	5	166	-	-	-	-	-	D. 23	CGY	W. 4-1	20-13-4
Martin Gelinas	6	1	2	3	0	-	-	-	-	-	D. 31	MTL	L. 2-4	20-14-4
Doug Smith	19	1	1	2	9	-	-	-	-	-	J. 2	@ Min	W. 3-2 OT	21-14-4
John LeBlanc	2	1	0	1	0	1	0	0	0	0	J. 4	QUE	W. 4-2	22-14-4
Alan May	3	1	0	1	7	-	-	-	-	-	J. 7	@ Cgy	L. 2-7	22-15-4
Mike Ware	2	0	1	1	11	-	-	-	-	-	J. 8	CGY	W. 6-0	23-15-4
Ken Hammond	5	0	1	1	8	-	-	-	-	-	J. 10	@ LA	L. 4-5 OT	23-16-4
Grant Fuhr	59	0	1	1	6	7	0	0	0	0	J. 13	@ Wsh	L. 3-5	23-17-4
Nick Fotiu	1	0	0	0	0	-	-	-	-	-	J. 15	@ NJ	L. 0-1	23-18-4
Francois Leroux	2	0	0	0	0	-	-	-	-	-	J. 16	@ Chi	T. 2-2 OT	23-18-5
Selmar Odelein	2	0	0	0	2	-	-	-	-	-	J. 18	@ Wpg	W. 9-4	24-18-5
Kim Isell	4	0	0	0	0	-	-	-	-	-	J. 20	PHI	T. 1-1 OT	24-18-6
Glen Cochrane (CHI)	6	0	0	0	13	-	-	-	-	-	J. 21	PIT	L. 4-7	24-19-6
(EDM)	12	0	0	0	52	-	-	-	-	-	J. 23	NVR	L. 2-3	24-20-6
(TOT)	18	0	0	0	65	-	-	-	-	-	J. 25	CHI	L. 3-6	24-21-6
Bill Ranford	29	0	0	0	2	-	-	-	-	-	J. 28	@ LA	W. 7-6	25-21-6
											J. 31	@ Van	L. 2-6	25-22-6
											F. 1	VAN	W. 4-3	26-22-6
											F. 3	DET	W. 8-5	27-22-6
											F. 5	NJ	L. 2-4	27-23-6
											F. 9	@ Phi	W. 3-1	28-23-6
											F. 11	@ Bos	L. 2-5	28-24-6
											F. 12	@ NVR	L. 3-5	29-24-6
											F. 14	@ NYI	L. 3-5	29-25-6
											F. 17	WSH	L. 2-8	29-26-6
											F. 19	BOS	L. 2-4	29-27-6
											F. 21	HFD	W. 7-4	30-27-6
											F. 24	LA	W. 4-1	31-27-6
											F. 25	STL	W. 5-3	32-27-6
											M. 1	MTL	W. 3-0	33-27-6
											M. 3	@ Wpg	W. 7-4	34-27-6
											M. 5	@ Pit	W. 4-2	35-27-6
											M. 6	@ Phi	T. 4-4 OT	35-27-7
											M. 8	@ Hfd	L. 3-7	35-28-7
											M. 11	CGY	T. 5-5 OT	35-28-8
											M. 12	LA	L. 3-6	35-29-8
											M. 15	DET	L. 6-8	35-30-8
											M. 16	@ Van	L. 0-3	35-31-8
											M. 19	NYI	L. 3-2	36-31-8
											M. 21	LA	L. 3-4	36-32-8
											M. 23	WPG	W. 5-4	37-32-8
											M. 25	@ LA	L. 2-4	37-33-8
											M. 29	@ Van	W. 5-2	38-33-8
											A. 2	@ Cgy	L. 2-4	38-34-8

GOALTENDER

	REGULAR SEASON					PLAYOFFS				
	GP	MIN	GA	SO	W-L-T	GP	MIN	GA	GAA	W-L
Bill Ranford	29	1509	88	1	3.50 15-8-2	-	-	-	-	-
Grant Fuhr	59	3341	213	1	3.83 23-26-6	7	417	24	3.45 3-4	-



EDMONTON OILERS 1989-90 RESULTS & STATISTICS

COACH	REGULAR SEASON							PLAYOFFS				
	GP	W	L	T	PTS	GF	GA	GP	W	L	GF	GA
John Muckler	80	38	28	14	90	315	283	22	16	6	93	60

STANLEY CUP CHAMPIONS, 2nd Smyth Division, 5th Overall. Playoffs: Won Smythe Division Semi-Final 4-3 vs Winnipeg, Won Smythe Division Final 4-0 vs Los Angeles, Won Campbell Conference Final 4-2 vs Chicago, Won Stanley Cup Final 4-1 vs Boston.

PLAYER	REGULAR SEASON						PLAYOFFS					DATE	OPPONENT	RESULT	RECORD
	GP	G	A	PTS	PIM		GP	G	A	PTS	PIM				
Mark Messier	79	45	84	129	79		22	9	22	31	20	O. 5	@ Van	W. 4-1	1-0-0
Mark Messier	79	45	84	129	79		22	9	22	31	20	O. 7	@ LA	W. 6-5	2-0-0
Jari Kurri	78	33	60	93	48		22	10	15	25	18	O. 11	VAN	L. 2-5	2-1-0
Glenn Anderson	73	34	38	72	107		22	10	12	22	20	O. 13	BOS	T. 3-3 OT	2-1-1
Petr Klima (PIT)	13	5	5	10	6		—	—	—	—	—	O. 15	LA	L. 4-5 OT	2-2-1
(EDM)	63	25	28	53	66		21	5	0	5	8	O. 18	WPG	W. 7-2	3-2-1
(TOT)	76	30	33	63	72		—	—	—	—	—	O. 19	BOS	L. 3-0	3-3-1
Esa Tikkanen	79	30	33	63	161		22	13	11	24	26	O. 22	@ Wpg	L. 4-5	3-4-1
Craig Simpson	80	29	32	61	180		22	16	15	31	8	O. 24	@ NYR	T. 3-3 OT	3-4-2
Craig MacTavish	80	21	22	43	89		22	2	6	8	29	O. 25	@ NYR	T. 3-3 OT	3-4-3
Steve Smith	75	7	34	41	171		22	5	10	15	37	O. 28	@ Que	W. 6-3	4-4-3
Kevin Lowe	78	7	26	33	140		20	0	2	2	10	O. 29	@ Mtl	L. 4-5	4-5-3
Joe Murphy (DET)	62	7	18	25	56		22	6	8	14	16	N. 1	NU	L. 6-6 OT	4-5-4
(EDM)	71	10	19	29	60		—	—	—	—	—	N. 3	CGY	W. 5-2	5-5-4
(TOT)	58	12	16	28	42		—	—	—	—	—	N. 4	PIT	L. 1-3	5-6-4
Mark Lamb	46	17	8	25	30		20	2	3	5	6	N. 6	@ Cgy	L. 1-5	5-7-4
Martin Gelinas	48	4	20	24	42		20	2	6	8	16	N. 9	@ Bos	L. 2-6	5-8-4
Randy Gregg	70	1	23	24	56		22	0	6	6	10	N. 11	@ Wsh	W. 5-3	6-8-4
Charlie Huddy	13	0	1	1	13		—	—	—	—	—	N. 12	@ Buf	L. 5-6	6-9-4
Adam Graves (DET)	63	9	12	21	123		22	5	6	11	17	N. 15	LA	T. 2-2 OT	6-9-5
(EDM)	76	9	13	22	136		—	—	—	—	—	N. 17	BUF	W. 3-0	7-9-5
(TOT)	25	11	6	17	10		—	—	—	—	—	N. 19	CHI	W. 5-4 OT	8-9-5
Vladimir Ruzicka	71	5	12	17	81		22	0	3	3	16	N. 21	VAN	W. 4-3	9-9-5
Craig Muni	74	4	11	15	52		3	0	0	0	0	N. 24	@ Phi	L. 1-5	9-10-5
Geoff Smith	31	2	5	7	14		—	—	—	—	—	N. 25	@ NYJ	W. 7-2	10-10-5
Reijo Ruotsalainen (NJ)	10	1	7	8	6		22	2	11	13	12	N. 27	@ DET	W. 6-2	11-10-5
(EDM)	41	3	12	15	20		—	—	—	—	—	N. 30	@ LA	W. 7-6	12-10-5
(TOT)	46	1	12	13	86		2	0	0	0	0	D. 2	MIN	W. 6-1	13-10-5
Jeff Beukeboom	55	2	6	8	168		19	0	5	5	13	D. 3	TOR	W. 5-3	14-10-5
Kelly Buchberger	15	5	2	7	21		—	—	—	—	—	D. 8	LA	W. 5-4 OT	15-10-5
Normand Lacombe	20	3	3	6	24		—	—	—	—	—	D. 11	CGY	T. 3-3 OT	15-10-6
Peter Eriksson	60	0	6	6	145		3	0	0	0	0	D. 13	QUE	W. 5-1	16-10-6
Dave Brown	4	1	2	3	0		—	—	—	—	—	D. 16	@ Stl	T. 3-3 OT	16-10-7
Jimmy Carson	10	1	1	2	13		—	—	—	—	—	D. 17	@ Chi	L. 5-6	16-11-7
Kevin McClelland	4	0	2	2	2		—	—	—	—	—	D. 19	@ Min	W. 5-0	17-11-7
Chris Joseph	56	0	2	2	18		22	0	2	2	4	D. 21	WPG	W. 3-2	18-11-7
Bill Ranford	2	0	1	1	0		—	—	—	—	—	D. 23	CGY	W. 2-1	19-11-7
Mike Greenlay	3	0	1	1	0		—	—	—	—	—	D. 27	PHI	W. 2-1	20-11-7
Francois Leroux	3	0	1	1	0		—	—	—	—	—	D. 29	MTL	W. 6-2	21-11-7
Trevor Sim	3	0	1	1	2		—	—	—	—	—	D. 31	@ Wpg	L. 2-3	22-11-7
Bruce Bell	1	0	0	0	0		—	—	—	—	—	J. 1	@ Stl	L. 6-4	22-12-7
Randy Ekelby	1	0	0	0	0		—	—	—	—	—	J. 3	@ Chi	L. 2-3	22-13-7
Tom Lehmann	1	0	0	0	0		—	—	—	—	—	J. 6	HFD	T. 4-4 OT	22-13-8
Norm Maciver	3	0	0	0	4		—	—	—	—	—	J. 7	CGY	L. 1-3	22-14-8
Mike Ware	11	0	0	0	0		—	—	—	—	—	J. 9	@ Cgy	W. 3-2 OT	23-14-8
Eldon Reddick	21	0	0	0	2		—	—	—	—	—	J. 11	@ LA	T. 3-3 OT	23-14-9
Grant Fuhr	1	0	0	0	0		—	—	—	—	—	J. 16	DET	L. 4-6	23-15-9
Anatoli Semenov	—	—	—	—	—		—	—	—	—	—	J. 17	WPG	W. 6-3	24-15-9
	—	—	—	—	—		—	—	—	—	—	J. 23	NJR	L. 3-4	24-16-9
	—	—	—	—	—		—	—	—	—	—	J. 25	LA	W. 7-6	25-16-9
	—	—	—	—	—		—	—	—	—	—	J. 27	VAN	W. 6-2	26-16-9
	—	—	—	—	—		—	—	—	—	—	J. 30	@ Hfd	T. 4-4 OT	26-16-10
	—	—	—	—	—		—	—	—	—	—	J. 31	@ Det	L. 5-7	26-17-10
	—	—	—	—	—		—	—	—	—	—	F. 4	@ Pit	L. 6-6	26-18-10
	—	—	—	—	—		—	—	—	—	—	F. 7	@ Wsh	W. 5-4 OT	27-18-10
	—	—	—	—	—		—	—	—	—	—	F. 6	@ NYJ	T. 2-2 OT	27-18-11
	—	—	—	—	—		—	—	—	—	—	F. 7	@ NYR	L. 2-5	27-19-11
	—	—	—	—	—		—	—	—	—	—	F. 11	WPG	W. 7-4	28-19-11
	—	—	—	—	—		—	—	—	—	—	F. 14	WSH	L. 3-4	28-20-11
	—	—	—	—	—		—	—	—	—	—	F. 16	@ Van	T. 2-2 OT	28-20-12
	—	—	—	—	—		—	—	—	—	—	F. 18	MIN	W. 3-2	29-20-12
	—	—	—	—	—		—	—	—	—	—	F. 20	@ Van	W. 4-2	30-20-12
	—	—	—	—	—		—	—	—	—	—	F. 21	BUF	W. 7-3	31-20-12
	—	—	—	—	—		—	—	—	—	—	F. 23	TOR	L. 5-6	31-21-12
	—	—	—	—	—		—	—	—	—	—	F. 25	@ Cgy	L. 4-10	31-22-12
	—	—	—	—	—		—	—	—	—	—	F. 28	@ LA	L. 2-4	31-23-12
	—	—	—	—	—		—	—	—	—	—	M. 3	PHI	W. 6-3	32-23-12
	—	—	—	—	—		—	—	—	—	—	M. 4	VAN	W. 6-3	33-23-12
	—	—	—	—	—		—	—	—	—	—	M. 6	PIT	W. 4-3 OT	34-23-12
	—	—	—	—	—		—	—	—	—	—	M. 9	@ Wpg	L. 5-7	34-24-12
	—	—	—	—	—		—	—	—	—	—	M. 10	@ Tor	L. 2-3	34-25-12
	—	—	—	—	—		—	—	—	—	—	M. 13	@ Que	W. 4-1	35-25-12
	—	—	—	—	—		—	—	—	—	—	M. 14	@ Mtl	T. 3-3 OT	35-25-13
	—	—	—	—	—		—	—	—	—	—	M. 17	NJ	L. 1-4	35-26-13
	—	—	—	—	—		—	—	—	—	—	M. 18	HFD	L. 1-3	35-27-13
	—	—	—	—	—		—	—	—	—	—	M. 21	STL	W. 8-6	36-27-13
	—	—	—	—	—		—	—	—	—	—	M. 24	NYJ	T. 5-5 OT	36-27-14
	—	—	—	—	—		—	—	—	—	—	M. 27	@ Van	W. 4-1	37-27-14
	—	—	—	—	—		—	—	—	—	—	M. 30	@ Cgy	L. 2-6	37-28-14
	—	—	—	—	—		—	—	—	—	—	A. 1	@ Wpg	W. 4-2	38-28-14

GOALTENDER	REGULAR SEASON						PLAYOFFS				
	GP	MIN	GA	SO	GAA	W-L-T	GP	MIN	GA	GAA	W-L
Eldon Reddick	11	604	31	0	2.08	5-4-2	1	2	0	0.00	0-0
Bill Ranford	56	3107	165	1	3.19	24-16-9	22	1401	59	2.53	16-6
Grant Fuhr	21	1081	70	1	3.89	9-7-3	—	—	—	—	—
Randy Ekelby	1	60	5	0	5.00	0-1-0	—	—	—	—	—
Mike Greenlay	1	20	4	0	12.00	0-0-0	—	—	—	—	—



EDMONTON OILERS 1990-91 RESULTS & STATISTICS

COACH	REGULAR SEASON							PLAYOFFS				
	GP	W	L	T	PTS	GF	GA	GP	W	L	GF	GA
John Muckler	80	37	37	6	80	272	272	18	9	9	57	60

3rd Smythe Division, 11th Overall. Playoffs: Won Smythe Division Semi-Final 4-3 vs Calgary, Won Smythe Division Final 4-2 vs Los Angeles, Lost Campbell Conference Final 4-1 vs Minnesota.

PLAYER	REGULAR SEASON					PLAYOFFS					GAME-BY-GAME RESULTS			
	GP	G	A	PTS	PIM	GP	G	A	PTS	PIM	DATE	OPPONENT	RESULT	RECORD
Esa Tikkanen	79	27	42	69	85	18	12	8	20	24	O. 6	WPG	T. 3-3 OT	0-0-1
Petr Klima	70	40	28	68	113	18	7	6	13	16	O. 7	TOR	W. 3-2	1-0-1
Mark Messier	53	12	52	64	34	18	4	11	15	16	O. 11	@ LA	T. 5-5 OT	1-0-2
Joe Murphy	80	27	35	62	35	15	2	5	7	14	O. 14	@ Van	L. 4-5 OT	1-1-2
Craig Simpson	75	30	27	57	66	18	5	11	16	12	O. 16	STL	L. 2-5	1-2-2
Glenn Anderson	74	24	31	55	59	18	6	7	13	41	O. 19	BOS	W. 8-1	2-2-2
Steve Smith	77	13	41	54	193	18	1	2	3	45	O. 21	CGY	L. 1-3	2-3-2
Martin Gelinas	73	20	20	40	34	18	3	6	9	25	O. 24	@ Wpg	L. 1-3	2-4-2
Ken Linseman	56	7	29	36	94	2	0	1	1	0	O. 25	@ Cgy	L. 2-4	2-5-2
Craig MacLavish	80	17	15	32	76	18	3	3	6	20	O. 28	WSH	L. 0-1	2-6-2
Anatoli Semenov	57	15	16	31	26	12	5	5	10	6	O. 31	WPG	N. 2-5	2-7-2
Charlie Huddy	53	5	22	27	32	18	3	7	10	10	N. 6	@ STL	L. 1-2	2-8-2
Adam Graves	76	7	18	25	127	18	2	4	6	22	N. 8	@ Chi	L. 3-5	2-9-2
Chris Joseph	49	5	17	22	59	-	-	-	-	-	N. 10	@ LA	L. 4-7	2-10-2
Kevin Lowe	73	3	13	16	113	14	1	1	2	14	N. 14	VAN	W. 5-3	3-11-2
Geoff Smith	59	1	12	13	55	4	0	0	0	0	N. 16	BUF	W. 4-2	4-11-2
Mark Lamb	37	4	8	12	25	15	0	5	5	20	N. 18	NYI	W. 3-1	5-11-2
Jeff Beukeboom	67	3	7	10	150	18	1	3	4	28	N. 20	CHI	L. 1-3	5-12-2
Craig Muni	76	1	9	10	77	18	0	3	3	20	N. 23	@ Buf	L. 2-3 OT	5-13-2
Dave Brown	58	3	4	7	160	16	0	1	1	30	N. 24	@ Tor	W. 4-1	6-13-2
Norm Maciver	21	2	5	7	14	18	0	4	4	8	N. 27	@ Pit	W. 7-3	7-13-2
Kelly Buchberger	64	3	1	4	160	12	2	1	3	25	N. 29	@ Bos	L. 2-4	7-14-2
Bill Ranford	60	0	4	4	6	3	0	0	0	0	D. 2	@ Hfd	W. 8-5	8-14-2
Francois Leroux	1	0	2	2	0	-	-	-	-	-	D. 5	@ Phi	W. 6-3	9-14-2
Brad Aitken (PIT)	6	0	1	1	25	-	-	-	-	-	D. 7	QUE	W. 3-2	10-14-2
(EDM)	3	0	1	1	0	-	-	-	-	-	D. 9	NYR	W. 4-3	11-14-2
(TOT)	9	0	2	2	25	-	-	-	-	-	D. 12	CGY	L. 2-3	11-15-2
Max Middendorf	3	1	0	1	2	-	-	-	-	-	D. 15	VAN	W. 5-4	12-15-2
Igor Vyazmikin	4	1	0	1	0	-	-	-	-	-	D. 18	@ LA	L. 3-8	12-16-2
David Haas	5	1	0	1	0	-	-	-	-	-	D. 20	LA	W. 4-3	13-16-2
Greg Hawgood	6	0	1	1	6	-	-	-	-	-	D. 22	@ Van	L. 4-7	13-17-2
Kari Takko (MIN)	2	0	0	0	0	-	-	-	-	-	D. 23	@ Cgy	W. 6-2	14-17-2
(EDM)	11	0	1	1	0	-	-	-	-	-	D. 27	VAN	W. 4-3	15-17-2
(TOT)	13	0	1	1	0	-	-	-	-	-	D. 28	CGY	W. 4-1	16-17-2
Eldon Reddick	2	0	0	0	0	-	-	-	-	-	D. 30	@ Van	W. 5-2	17-17-2
Tomas Srsen	2	0	0	0	0	-	-	-	-	-	D. 31	HFD	W. 4-3	18-17-2
Shaun Van Allen	2	0	0	0	0	-	-	-	-	-	J. 2	MTL	L. 0-3	18-18-2
Dan Currie	5	0	0	0	0	-	-	-	-	-	J. 4	DET	W. 3-2	19-18-2
Grant Fuhr	13	0	0	0	0	17	0	2	2	2	J. 8	@ Pit	L. 1-6	19-19-2
											J. 9	@ Det	L. 3-5	19-20-2
											J. 12	NY	W. 5-4 OT	20-20-2
											J. 13	@ Phi	W. 5-3	21-20-2
											J. 15	@ NYR	T. 2-2 OT	21-20-3
											J. 17	@ NYI	W. 6-1	22-20-3
											J. 22	LA	W. 4-2	23-20-3
											J. 23	@ Van	L. 5-6	23-21-3
											J. 25	NYR	L. 3-4	23-22-3
											J. 27	@ Wpg	W. 3-2	24-22-3
											F. 30	VAN	W. 9-4	25-22-3
											F. 3	CHI	W. 4-3 OT	26-22-3
											F. 5	@ Buf	W. 3-2	27-22-3
											F. 6	@ Bos	L. 5-6 OT	27-23-3
											F. 8	@ Hfd	L. 1-5	27-24-3
											F. 11	WSH	L. 3-6	27-25-3
											F. 12	PIT	W. 7-5	28-25-3
											F. 14	STL	L. 2-4	28-26-3
											F. 16	LA	L. 2-4	28-27-3
											F. 18	@ Tor	L. 2-3	28-28-3
											F. 20	@ NJ	W. 4-0	29-28-3
											F. 22	@ Min	L. 1-5	29-29-3
											F. 24	DET	T. 5-5 OT	29-29-4
											F. 27	QUE	W. 6-3	30-29-4
											M. 1	@ Cgy	L. 2-4	30-30-4
											M. 5	MIN	T. 1-1 OT	30-30-5
											M. 5	MTL	L. 5-4	30-31-5
											M. 6	@ Wpg	W. 1-5	31-32-5
											M. 8	@ Min	L. 3-5	32-32-5
											M. 10	PHI	W. 5-4	32-32-5
											M. 13	WSH	L. 3-5	32-33-5
											M. 15	NYI	W. 2-1	33-33-5
											M. 17	@ Wpg	L. 3-4	33-34-5
											M. 19	@ Mtl	W. 4-2	34-34-5
											M. 23	@ Que	W. 7-6 OT	35-34-5
											M. 24	WPG	L. 0-3	35-35-5
											M. 26	LA	L. 3-4 OT	35-35-6
											M. 28	@ CGY	L. 0-2	35-36-6
											M. 29	CGY	T. 4-4 OT	35-37-6
											M. 31	WPG	W. 6-5 OT	36-37-6
													W. 6-3	37-37-6



EDMONTON OILERS 1991-92 RESULTS & STATISTICS

COACH	REGULAR SEASON							PLAYOFFS				
	GP	W	L	T	PTS	GF	GA	GP	W	L	GF	GA
Ted Green	80	36	34	10	82	295	297	16	8	8	49	54

3rd Smythe Division, 12th Overall. Playoffs: Won Smythe Division Semi-Final 4-2 vs Los Angeles, Won Smythe Division Final 4-2 vs Vancouver, Lost Campbell Conference Final 4-0 vs Chicago.

PLAYER	REGULAR SEASON					PLAYOFFS					GAME-BY-GAME RESULTS				RECORD
	GP	G	A	PTS	PIM	GP	G	A	PTS	PIM	DATE	OPPONENT	RESULT		
Vincent Damphousse	80	38	51	89	53	16	6	8	14	8	O. 4	@ Cgy	L 2-9	0-1-0	
Joe Murphy	80	35	47	82	52	16	8	16	24	12	O. 6	LA	L 2-2 OT	0-1-1	
Craig Simpson	79	24	37	61	80	1	0	0	0	0	O. 8	@ LA	L 3-6	0-2-1	
Scott Mellanby	80	23	27	50	197	16	2	1	3	29	O. 10	@ Stl	L 2-3 OT	0-3-1	
Bernie Nicholls (NJR)	1	0	0	0	0	-	-	-	-	-	O. 12	CGY	W 3-1	1-3-1	
(EDM)	49	20	29	49	40	16	8	11	19	25	O. 15	@ Det	L 1-3	1-4-1	
(TOT)	50	20	29	49	40	-	-	-	-	-	O. 17	@ Chi	L 2-4	1-5-1	
Dave Manson	79	15	32	47	220	16	3	9	12	44	O. 19	@ NYI	W 4-2	2-5-1	
Kelly Buchberger	79	20	24	44	157	16	1	4	5	32	O. 20	@ NYR	W 4-3	3-5-1	
Anatoli Semenov	59	20	22	42	16	8	1	1	2	6	O. 23	WSH	L 5-6	3-6-1	
Norm Maciver	57	6	34	40	38	13	1	2	3	10	O. 25	VAN	W 5-4	4-6-1	
Petr Klima	57	21	13	34	52	15	1	4	5	8	O. 27	@ Van	W 6-3	5-6-1	
Craig MacTavish	80	12	18	30	98	16	3	9	12	44	O. 30	STL	L 2-2 OT	5-6-2	
Martin Gelinas	68	11	18	29	62	15	1	4	5	32	N. 1	NI	L 1-3	5-7-2	
Esa Tikkanen	40	12	16	28	44	16	5	3	8	8	N. 3	@ Van	L 2-7	5-8-2	
Josef Beranek	58	12	16	28	18	12	2	1	3	0	N. 6	NYI	L 2-6	6-8-2	
Mark Lamb	59	6	22	28	46	16	1	1	2	10	N. 8	@ SJ	L 2-6	6-9-2	
David Maley (NJ)	37	7	11	18	58	-	-	-	-	-	N. 9	@ LA	T 4-4 OT	6-9-3	
(EDM)	23	3	6	9	46	10	1	1	2	4	N. 13	@ Pit	L 4-5 OT	6-10-3	
(TOT)	60	10	17	27	104	-	-	-	-	-	N. 14	@ Phi	L 1-3	6-11-3	
Brian Glynn (MIN)	37	2	12	14	24	-	-	-	-	-	N. 16	@ Que	W 6-2	7-11-3	
(EDM)	25	2	6	8	6	16	4	1	5	12	N. 18	@ Mtl	L 0-4	7-12-3	
(TOT)	62	4	18	22	30	-	-	-	-	-	N. 23	WPG	L 4-4	7-13-3	
Luke Richardson	75	2	19	21	118	16	0	5	5	45	N. 27	CHI	W 6-2	8-13-3	
Geoff Smith	74	2	16	18	43	5	0	1	1	6	N. 29	SJ	T 4-4 OT	8-13-4	
Greg Hawgood	20	2	11	13	22	13	0	3	3	23	O. 1	VAN	T 4-4	9-13-4	
Kevin Lowe	55	2	7	9	107	11	0	3	3	16	D. 3	PIT	W 5-3	10-13-4	
Craig Muni	54	2	5	7	34	3	0	0	0	2	D. 6	@ Wpg	T 4-4 OT	10-13-5	
Jeff Beukeboom	18	0	5	5	78	-	-	-	-	-	D. 8	SJ	W 3-1	11-13-5	
Troy Mallette	15	1	3	4	36	-	-	-	-	-	D. 10	@ Van	W 7-4	12-13-5	
Louie DeBrusk	25	2	1	3	124	-	-	-	-	-	D. 12	@ SJ	L 3-6	12-14-5	
Peter Ing	12	0	3	3	0	-	-	-	-	-	D. 14	WPG	W 7-5	13-14-5	
Bill Ranford	67	0	3	3	4	16	0	0	0	0	D. 15	DET	L 1-4	13-15-5	
David Shaw	12	1	1	2	8	-	-	-	-	-	D. 18	@ Tor	W 7-5	14-15-5	
Dan Currie	7	1	0	1	0	-	-	-	-	-	D. 20	@ Buf	T 7-4 OT	14-15-6	
Scott Thornton	15	0	1	1	43	1	0	0	0	0	D. 21	@ Bos	L 3-6	14-16-6	
Martin Rucinsky	2	0	0	0	0	-	-	-	-	-	D. 23	CGY	W 5-3	15-16-6	
Steven Rice	3	0	0	0	2	-	-	-	-	-	D. 28	LA	L 4-9	15-17-6	
Francois Leroux	4	0	0	0	7	-	-	-	-	-	D. 29	MTL	L 1-3	15-18-6	
Chris Joseph	7	0	0	0	8	5	1	3	4	2	J. 1	@ LA	L 1-5	15-19-6	
Norm Foster	10	0	0	0	2	-	-	-	-	-	J. 4	@ CGY	L 3-2	16-19-6	
Ron Tugnutt (QUE)	30	0	0	0	0	-	-	-	-	-	J. 5	CGY	L 2-3	16-20-6	
(EDM)	3	0	0	0	2	2	0	0	0	0	J. 8	@ Wpg	L 2-5	16-21-6	
(TOR)	33	0	0	0	2	-	-	-	-	-	J. 10	@ Buf	L 2-8	16-22-6	
GOALTENDER	GP	MIN	GA	SO	GAA	W-L-T	GP	MIN	GA	GAA	W-L				
Norm Foster	10	439	20	0	2.73	5-3-0	-	-	-	-	-	J. 11	@ Det	T 5-5 OT	16-22-7
Bill Ranford	67	3822	228	1	3.58	27-26-10	16	909	51	3.37	8-8	J. 13	@ Min	W 7-4	17-22-7
Peter Ing	12	463	33	0	4.28	3-4-0	-	-	-	-	-	J. 15	VAN	L 3-5	17-23-7
Ron Tugnutt	3	124	10	0	4.84	1-1-0	2	60	3	3.00	0-0	J. 21	SJ	W 9-2	18-23-7
												J. 23	NYR	L 1-3	18-24-7
												J. 25	@ SJ	L 2-5	18-25-7
												J. 28	@ Van	L 5-3	19-25-7
												J. 29	CHI	L 3-4	19-26-7
												F. 1	HFD	W 4-1	20-26-7
												F. 2	QUE	W 8-2	21-26-7
												F. 5	MTL	W 2-1	22-26-7
												F. 7	NYI	W 4-2	23-26-7
												F. 11	@ Min	W 5-4	24-26-7
												F. 13	@ Hfd	W 3-1	25-26-7
												F. 15	@ Phi	L 5-8	25-27-7
												F. 16	@ Tor	L 5-7	25-28-7
												F. 19	LA	W 4-3	26-28-7
												F. 21	BOS	L 3-5	26-29-7
												F. 23	BUF	W 5-2	27-29-7
												F. 26	WPG	W 6-1	28-29-7
												F. 28	PHI	W 4-2	29-29-7
												M. 1	@ Wpg	W 4-2	30-29-7
												M. 4	TOR	L 2-5	30-30-7
												M. 6	STL	L 2-3	31-30-7
												M. 11	NI	T 2-2 OT	31-30-8
												M. 14	HFD	W 3-1	32-30-8
												M. 17	@ Pit	L 5-6	32-31-8
												M. 19	@ NY	W 5-3	33-31-8
												M. 21	@ Bos	W 4-3	34-31-8
												M. 22	@ Wsh	L 2-6	34-32-8
												M. 24	@ Cgy	T 4-4 OT	34-32-9
												M. 27	MIN	W 5-3	35-32-9
												M. 29	LA	T 2-2 OT	35-32-10
												M. 31	@ Cgy	L 2-5	35-33-10
												A. 12	SJ	W 6-4	36-33-10
												A. 14	WPG	L 2-6	36-34-10



EDMONTON OILERS 1992-93 RESULTS & STATISTICS

COACH	REGULAR SEASON							PLAYOFFS				
	GP	W	L	T	PTS	GF	GA	GP	W	L	GF	GA
Ted Green	84	26	50	8	60	242	337	—	—	—	—	—

5th Smythe Division, 20th Overall. Playoffs: Did not qualify.

PLAYER	REGULAR SEASON					PLAYOFFS					GAME-BY-GAME RESULTS			
	GP	G	A	PTS	PIM	GP	G	A	PTS	PIM	DATE	OPPONENT	RESULT	RECORD
Petr Klima	68	32	16	48	100	—	—	—	—	—	O. 6	VAN	L 4-5	0-1-0
Doug Weight (NYR)	65	15	25	40	55	—	—	—	—	—	O. 8	@ Cgy	L 2-7	0-2-0
(EDM)	13	2	6	8	10	—	—	—	—	—	O. 10	@ Van	L 2-5	0-3-0
(TOT)	78	17	31	48	65	—	—	—	—	—	O. 11	TOR	T 3-3 OT	0-3-1
Shayne Corson	80	16	31	47	209	—	—	—	—	—	O. 14	@ Wpg	L 3-7	0-4-1
Craig Simpson	60	24	22	46	36	—	—	—	—	—	O. 15	@ Chi	W 4-3 OT	1-4-1
Dave Manson	83	15	30	45	210	—	—	—	—	—	O. 17	@ Det	L 2-4	1-5-1
Todd Elik (MIN)	46	13	18	31	48	—	—	—	—	—	O. 20	@ TB	L 1-6	1-6-1
(EDM)	14	1	9	10	8	—	—	—	—	—	O. 23	BOS	L 3-6	1-7-1
(TOT)	60	14	27	41	56	—	—	—	—	—	O. 25	CGY	L 0-4	1-8-1
Bernie Nicholls	46	8	32	40	40	—	—	—	—	—	O. 28	MIN	W 5-2	2-8-1
Zdeno Ciger (NJ)	27	4	8	12	2	—	—	—	—	—	O. 31	WSH	W 4-2	3-8-1
(EDM)	37	9	15	24	6	—	—	—	—	—	N. 3	OTT	W 5-2	4-8-1
(TOT)	64	13	23	36	8	—	—	—	—	—	N. 6	@ Wpg	W 6-1	5-8-1
Brian Benning (PHI)	37	9	17	26	93	—	—	—	—	—	N. 7	@ Min	T 2-2 OT	5-8-2
(EDM)	18	1	7	8	59	—	—	—	—	—	N. 10	@ STL	T 4-4 OT	5-8-3
(TOT)	55	10	24	34	152	—	—	—	—	—	N. 12	@ SJ	W 4-3	6-8-3
Esa Tikkanen	66	14	19	33	76	—	—	—	—	—	N. 14	@ LA	L 2-6	6-9-3
Scott Mellanby	69	15	17	32	147	—	—	—	—	—	N. 18	VAN	W 4-2	7-9-3
Kelly Buchberger	83	12	18	30	133	—	—	—	—	—	N. 21	@ Van	L 0-5	7-10-3
Craig MacTavish	82	10	20	30	110	—	—	—	—	—	N. 22	NYI	T 5-3 OT	7-10-4
Igor Kravchuk (CHI)	38	6	9	15	30	—	—	—	—	—	N. 25	LA	L 1-4	7-11-4
(EDM)	17	4	8	12	2	—	—	—	—	—	N. 27	CHI	L 1-8	7-12-4
(TOT)	55	10	24	34	152	—	—	—	—	—	N. 28	TB	W 4-3 OT	8-12-4
Martin Gelinas	65	11	12	23	30	—	—	—	—	—	D. 1	@ SJ	W 3-1	9-12-4
Kevin Todd (NJ)	30	5	5	10	16	—	—	—	—	—	D. 3	@ Van	L 1-4	9-13-4
(EDM)	25	4	9	13	10	—	—	—	—	—	D. 5	STL	L 1-5	9-14-4
(TOT)	55	9	14	23	26	—	—	—	—	—	D. 7	@ Cgy	L 3-6	9-15-4
Brent Gilchrist	60	10	10	20	47	—	—	—	—	—	D. 8	CGY	W 3-2	10-15-4
Shjon Podein	40	13	6	19	25	—	—	—	—	—	D. 10	MIN	W 3-2	11-15-4
Greg Hawgood	29	5	13	18	35	—	—	—	—	—	D. 12	@ TB	L 1-3	11-16-4
Geoff Smith	78	4	14	18	30	—	—	—	—	—	D. 13	LA	L 1-4	11-17-4
Brian Glynn	64	4	12	16	60	—	—	—	—	—	D. 16	@ NYI-x	W 4-2	12-17-4
Luke Richardson	82	3	10	13	142	—	—	—	—	—	D. 18	LA	T 5-5 OT	12-17-5
Chris Joseph	33	2	10	12	48	—	—	—	—	—	D. 21	@ Cgy	L 2-3 OT	12-18-5
Vladimir Vujtek	30	1	10	11	8	—	—	—	—	—	D. 23	SJ	W 4-2	13-18-5
Craig Muni	72	0	11	11	67	—	—	—	—	—	D. 27	CGY	L 3-7	13-19-5
Louie DeBrusk	51	8	2	10	205	—	—	—	—	—	D. 29	MTL	L 3-6	13-20-5
Brad Werenka	27	5	4	9	24	—	—	—	—	—	D. 31	@ Wpg	L 2-3	13-21-5
Josef Beranek	26	2	6	8	28	—	—	—	—	—	J. 2	TB	W 2-1	14-21-5
Mike Hudson (CHI)	36	1	6	7	44	—	—	—	—	—	J. 3	PHI	T 2-2 OT	14-21-6
(EDM)	5	0	1	1	2	—	—	—	—	—	J. 5	@ SJ	L 1-5	14-22-6
(TOT)	41	1	7	8	46	—	—	—	—	—	J. 9	@ Chi	T 3-3 OT	14-23-6
Steven Rice	28	2	5	7	28	—	—	—	—	—	J. 9	@ Wsh	L 3-4	14-24-6
Shaun Van Allen	21	1	4	5	6	—	—	—	—	—	J. 10	@ PHI	L 0-4	14-24-7
Bill McDougall	4	2	1	3	4	—	—	—	—	—	J. 13	WPG	L 1-4	14-25-7
Bill Ranford	67	0	3	3	10	—	—	—	—	—	J. 15	HFD	W 3-1	15-25-7
Tyler Wright	7	1	1	2	19	—	—	—	—	—	J. 17	BUF	W 3-2 OT	16-25-7
David Maley	13	1	1	2	29	—	—	—	—	—	J. 19	LA	L 4-5	16-26-7
Scott Thornton	9	0	1	1	0	—	—	—	—	—	J. 22	PIT	W 2-1	17-26-7
Francois Leroux	1	0	0	0	0	—	—	—	—	—	J. 23	@ Wpg	L 5-8	17-27-7
Dan Currie	5	0	0	0	4	—	—	—	—	—	J. 27	DET	T 2-3 OT	17-27-8
Ron Tugnutt	26	0	0	0	2	—	—	—	—	—	F. 3	@ Buf	W 5-4 OT	18-27-8
											F. 5	@ Bos	W 4-3	19-27-8
											F. 9	@ Ott	L 3-5	19-28-8
											F. 9	@ LA	L 6-3	20-28-8
											F. 12	SJ	W 6-0	21-28-8
											F. 14	QUE	L 2-3 OT	21-29-8
											F. 16	@ NYI	L 2-7	21-30-8
											F. 18	@ Pit	W 5-4	22-30-8
											F. 20	@ Hfd	L 3-7	22-31-8
											F. 21	@ Mtl	L 3-4	22-32-8
											F. 23	@ Que	L 3-6	22-33-8
											F. 27	NYR	L 0-1	22-34-8
											F. 28	SJ	W 4-1	23-34-8
											M. 4	WPG	L 3-5	23-35-8
											M. 6	@ LA	L 1-6	23-36-8
											M. 7	@ SJ	L 3-6	23-37-8
											M. 10	DET	L 3-6	23-38-8
											M. 12	NJ	W 6-4	24-38-8
											M. 14	CHI	L 4-5 OT	24-39-8
											M. 17	@ NYR	W 4-3 OT	25-39-8
											M. 18	@ NJ	L 1-5	25-40-8
											M. 20	@ Tor	L 2-4	25-41-8
											M. 21	PIT-x	L 4-6	26-42-8
											M. 26	LA	L 2-6	26-43-8
											M. 27	TOR	L 2-6	26-44-8
											M. 31	MIN	L 5-2	26-44-8
											A. 3	WPG	L 4-6	26-45-8
											A. 6	@ SJ	L 2-5	26-46-8
											A. 7	@ Van	L 4-5 OT	26-47-8
											A. 11	WPG	L 5-7	26-48-8
											A. 13	CGY	L 2-4	26-49-8
											A. 15	@ Wpg	L 0-3	26-50-8

x-Denotes neutral site game.



EDMONTON OILERS 1993-94 RESULTS & STATISTICS

COACH	REGULAR SEASON							PLAYOFFS				
	GP	W	L	T	PTS	GF	GA	GP	W	L	GF	GA
Ted Green (3-18-3) & Glen Sather (22-27-11)	84	25	45	14	64	261	305	—	—	—	—	—

6th Pacific Division, 23rd Overall. Playoffs: Did not qualify.

PLAYER	REGULAR SEASON					PLAYOFFS					GAME-BY-GAME RESULTS					RECORD
	GP	G	A	PTS	PIM	GP	G	A	PTS	PIM	DATE	OPPONENT	RESULT			
Doug Weight	84	24	50	74	47	—	—	—	—	—	O. 6	STL	W 3-2			1-0-0
Jason Arnott	78	33	35	68	104	—	—	—	—	—	O. 8	NYJ	W 3-2			2-0-0
Zdeno Ciger	84	22	35	57	8	—	—	—	—	—	O. 11	@ Van	L 1-4			2-1-0
Shayne Corson	64	25	29	54	118	—	—	—	—	—	O. 13	@ Ana	L 3-4			2-2-0
Igor Kravchuk	81	12	38	50	16	—	—	—	—	—	O. 14	@ LA	T 4-4	OT		2-2-1
Bob Beers (TB)	16	1	5	6	12	—	—	—	—	—	O. 16	VAN	L 2-3			2-3-1
(EDM)	66	10	27	37	74	—	—	—	—	—	O. 18	@ Wpg	L 3-6			2-4-1
(TOT)	82	11	32	43	86	—	—	—	—	—	O. 20	CGY	L 3-5			2-5-1
Scott Pearson	72	19	18	37	165	—	—	—	—	—	O. 22	BOS	L 1-5			2-6-1
Fredrik Olausson (WPG)	18	2	5	7	10	—	—	—	—	—	O. 24	WSH	L 2-3	OT		2-7-1
(EDM)	55	9	19	28	20	—	—	—	—	—	O. 26	@ SJ	L 1-3			2-8-1
(TOT)	73	11	24	35	30	—	—	—	—	—	O. 29	BUF	L 3-6			2-9-1
Steven Rice	63	17	15	32	36	—	—	—	—	—	O. 30	@ Cgy	L 1-4			2-10-1
Boris Mironov (WPG)	65	7	22	29	96	—	—	—	—	—	N. 3	OTT	L 5-7			2-11-1
(EDM)	14	0	2	2	14	—	—	—	—	—	N. 6	@ STL	L 5-6	OT		2-12-1
(TOT)	79	7	24	31	110	—	—	—	—	—	N. 7	@ Chi	L 0-3			2-13-1
Ilya Byakin	44	8	20	28	30	—	—	—	—	—	N. 9	@ Bos	W 4-5			2-14-1
Dean McAmmond	45	6	21	27	16	—	—	—	—	—	N. 11	@ Hfd	L 4-4	OT		2-14-2
Craig MacTavish	66	16	10	26	80	—	—	—	—	—	N. 13	@ Tor	T 5-5	OT		2-14-3
Mike Stapleton (WPG)	58	7	4	11	18	—	—	—	—	—	N. 15	@ Mtl	L 1-3			2-15-3
(EDM)	23	5	9	14	28	—	—	—	—	—	N. 17	TOR	L 2-3			2-16-3
(TOT)	81	12	13	25	46	—	—	—	—	—	N. 20	ANA	L 2-4			2-17-3
Kelly Buchberger	84	3	18	21	199	—	—	—	—	—	N. 21	CHI	L 1-3			2-18-3
Kirk Maltby	68	11	8	19	74	—	—	—	—	—	N. 24	VAN	L 3-5			2-19-3
Vladimir Vujtek	40	4	15	19	14	—	—	—	—	—	N. 27	DAL	L 2-6	OT		2-20-3
Brent Grieve (NYJ)	3	0	0	0	7	—	—	—	—	—	D. 1	PHI	L 3-5			2-21-3
(EDM)	24	13	5	18	14	—	—	—	—	—	D. 5	@ Dal	L 3-4			2-22-3
(TOT)	27	13	5	18	21	—	—	—	—	—	D. 7	@ NYJ	L 4-4	OT		2-23-3
Dave Manson	57	3	13	16	140	—	—	—	—	—	D. 8	@ NYR	T 2-5	OT		2-24-3
Scott Thornton	61	4	7	11	104	—	—	—	—	—	D. 11	@ NJ	L 2-5			2-25-3
Louie DeBrusk	48	4	6	10	185	—	—	—	—	—	D. 12	@ Phi	W 2-1			2-26-3
Adam Bennett	48	3	6	9	49	—	—	—	—	—	D. 17	STL	W 4-2			2-27-3
Peter White	26	3	5	8	2	—	—	—	—	—	D. 19	@ Van	L 3-4			2-28-3
Shjon Podesin	28	3	5	8	8	—	—	—	—	—	D. 21	CGY	W 7-3			2-29-3
Luke Richardson	69	2	6	8	131	—	—	—	—	—	D. 22	WPG	W 6-0			2-30-3
Brad Werenka	15	0	4	4	14	—	—	—	—	—	D. 29	MTL	W 6-3			2-31-3
Roman Oksita	10	1	2	3	4	—	—	—	—	—	D. 30	@ Cgy	L 1-7			2-32-3
Geoff Smith	21	0	3	3	12	—	—	—	—	—	J. 2	STL	T 4-4	OT		2-33-3
Chris Joseph	10	1	1	2	28	—	—	—	—	—	J. 7	QUE	W 6-4			2-34-3
Ian Herbers	22	0	2	2	32	—	—	—	—	—	J. 9	@ Chi	W 5-2			2-35-3
Bill Ranford	71	0	2	2	2	—	—	—	—	—	J. 11	@ Dal	L 3-5			2-36-3
Todd Marchant (NYR)	1	0	0	0	0	—	—	—	—	—	J. 13	@ STL	L 4-6			2-37-3
(EDM)	3	0	1	1	2	—	—	—	—	—	J. 15	@ Pit	L 3-4			2-38-3
(TOT)	4	0	1	1	2	—	—	—	—	—	J. 18	@ Ott	L 3-4	OT		2-39-3
Gord Mark	12	0	1	1	43	—	—	—	—	—	J. 19	@ Buf	T 1-1	OT		2-40-3
Jozef Cierny	1	0	0	0	0	—	—	—	—	—	J. 24	VAN-x	L 2-5	OT		2-41-3
Wayne Cowley	1	0	0	0	0	—	—	—	—	—	J. 26	NJ	L 3-3	OT		2-42-3
Jeff Chychrun	2	0	0	0	0	—	—	—	—	—	J. 28	DAL	L 5-6			2-43-3
Darcy Martini	2	0	0	0	0	—	—	—	—	—	J. 29	LA	L 5-6			2-44-3
Brad Zavisha	2	0	0	0	0	—	—	—	—	—	F. 2	LA	W 6-4			2-45-3
Todd Elik	4	0	0	0	6	—	—	—	—	—	F. 4	CHI	L 1-3			2-46-3
Alexander Kerch	5	0	0	0	2	—	—	—	—	—	F. 6	WPG	W 5-2			2-47-3
Tyler Wright	5	0	0	0	4	—	—	—	—	—	F. 7	@ Cgy	L 3-4			2-48-3
Marc Laforge	5	0	0	0	21	—	—	—	—	—	F. 9	CGY	L 1-6			2-49-3
Fred Brathwaite	19	0	0	0	0	—	—	—	—	—	F. 12	HFD	L 2-5			2-50-3
											F. 13	ANA	L 2-5			2-51-3
											F. 15	@ Wsh	T 2-2	OT		2-52-3
											F. 18	@ Det	L 1-5			2-53-3
											F. 19	@ Tor	L 2-3			2-54-3
											F. 23	TOR	W 6-3			2-55-3
											F. 25	LA	T 5-5	OT		2-56-3
											F. 27	TB	W 3-2			2-57-3
											M. 1	@ Van	W 7-4			2-58-3
											M. 4	@ SJ	L 2-4			2-59-3
											M. 7	@ Ana	L 4-4			2-60-3
											M. 9	FLA	L 3-5			2-61-3
											M. 11	DET	W 4-2			2-62-3
											M. 16	@ TB	T 4-4	OT		2-63-3
											M. 18	@ Fla	L 4-4	OT		2-64-3
											M. 20	@ Que	W 5-3			2-65-3
											M. 23	NYR	L 3-5			2-66-3
											M. 25	LA	L 3-4	OT		2-67-3
											M. 27	PIT	W 5-3			2-68-3
											M. 31	@ Ana	W 3-2	OT		2-69-3
											A. 3	@ LA-x	L 1-6			2-70-3
											A. 6	@ Wpg	W 4-3			2-71-3
											A. 8	ANA	L 1-3			2-72-3
											A. 10	DET	W 4-3			2-73-3
											A. 13	@ SJ	T 2-2	OT		2-74-3
											A. 14	@ LA	T 2-2	OT		2-75-3

x - Denotes neutral site game.



EDMONTON OILERS 1994-95 RESULTS & STATISTICS

COACH	GP	W	REGULAR SEASON					GP	PLAYOFFS				
			L	T	PTS	GF	GA		W	L	GF	GA	
George Brunett (12-20-3) & Ron Low (5-7-1)	48	17	27	4	38	136	183	—	—	—	—	—	
5th Pacific Division, 22nd Overall. Playoffs: Did not qualify.													

5th Pacific Division, 22nd Overall. Playoffs: Did not qualify.

PLAYER	REGULAR SEASON					PLAYOFFS					GAME-BY-GAME RESULTS				
	GP	G	A	PTS	PIM	GP	G	A	PTS	PIM	DATE	OPPONENT	RESULT	RECORD	
Doug Weight	48	7	33	40	69	—	—	—	—	—	J. 20	ANA	W. 2-1	1-0-0	
Jason Arnott	42	15	22	37	128	J. 22	@ LA	W. 4-3	2-0-0						
Shayne Corson	48	12	24	36	86	J. 23	@ Ana	L. 4-5 OT	2-1-0						
David Oliver	44	16	14	30	20	J. 25	@ Chi	L. 1-5	2-2-0						
Todd Marchant	45	13	14	27	32	J. 28	@ Det	L. 2-5	2-3-0						
Kelly Buchberger	48	7	17	24	82	J. 30	DET	L. 2-4	2-4-0						
Scott Thornton	47	10	12	22	89	F. 1	CHI	L. 0-7	2-5-0						
Igor Kravchuk	36	7	11	18	29	F. 3	TOR	W. 5-3	3-5-0						
Mike Stapleton	46	6	11	17	21	F. 7	@ Van	T. 4-4 OT	3-5-1						
Roman Oksiuta	26	11	2	13	8	F. 8	WPG	T. 3-3 OT	3-5-2						
Luke Richardson	46	3	10	13	40	F. 10	SJ	W. 5-1	4-5-2						
Jiri Slegr (VAN)	19	1	5	6	32	F. 12	ANA	W. 2-0	5-5-2						
(EDM)	12	1	5	6	14	F. 15	@ Tor	W. 4-1	6-5-2						
(TOT)	31	2	10	12	46	F. 17	@ Det	L. 2-4	6-6-2						
Kirk Maltby	47	8	3	11	49	F. 19	@ Chi	L. 1-4	6-7-2						
Dean Kennedy	40	2	8	10	25	F. 20	@ Stl	L. 0-4	6-8-2						
Fredrik Olausson	33	0	10	10	10	F. 22	DAL	W. 2-1	7-8-2						
Boris Mironov	29	1	7	8	40	F. 25	LA	L. 3-4	7-9-2						
Ken Sutton (BUF)	12	1	2	3	30	F. 28	@ Cgy	L. 2-5	7-10-2						
(EDM)	12	3	1	4	12	M. 1	DAL	L. 3-5	7-11-2						
(TOT)	24	4	3	7	42	M. 3	CHI	L. 2-5	7-12-2						
Peter White	9	2	4	6	0	M. 5	DET	W. 4-2	8-12-2						
Bryan Marchment	40	1	5	6	184	M. 8	@ SJ	W. 5-2	9-12-2						
Len Esau	14	0	6	6	15	M. 12	VAN	L. 2-5	9-13-2						
Scott Pearson	28	1	4	5	54	M. 14	STL	W. 6-5	10-13-2						
Zdeno Ciger	5	2	2	4	0	M. 17	SJ	W. 5-3	11-13-2						
Iain Fraser (DAL)	4	0	0	0	0	M. 20	CGY	W. 5-2	12-13-2						
(EDM)	9	3	0	3	0	M. 22	@ Dal	T. 4-4 OT	12-13-3						
(TOT)	13	3	0	3	0	M. 23	@ Dal	L. 1-2	12-14-3						
Louie DeBrusk	34	2	0	2	93	M. 26	@ Stl	L. 1-5	12-15-3						
Gord Mark	18	0	2	2	35	M. 27	@ Tor	L. 3-4	12-16-3						
Bill Ranford	40	0	2	2	2	M. 31	CGY	L. 2-6	12-17-3						
Jason Bonsignore	1	1	0	1	0	A. 1	VAN	L. 1-5	12-18-3						
Kent Nilsson	6	1	0	1	0	A. 3	@ LA	L. 2-7	12-19-3						
Tyler Wright	6	1	0	1	14	A. 5	@ Ana	L. 3-4 OT	12-20-3						
Ralph Intranuovo	1	0	1	1	0	A. 7	@ SJ	L. 0-5	12-21-3						
Joaquin Gage	2	0	1	1	0	A. 9	SJ	L. 2-5	12-22-3						
Micah Aivazoff	21	0	1	1	2	A. 13	@ Van	W. 6-4	13-22-3						
Dennis Bonvie	2	0	0	0	0	A. 15	CGY	L. 2-4	13-23-3						
Ryan Smyth	3	0	0	0	0	A. 17	@ Wpg	W. 6-5	14-23-3						
Marko Tuomainen	4	0	0	0	0	A. 19	LA	W. 2-0	15-23-3						
Dean McAmmond	6	0	0	0	0	A. 21	@ LA	T. 3-3 OT	15-23-4						
Fred Brathwaite	14	0	0	0	0	A. 22	@ Van	L. 1-6	15-24-4						
Ryan McGill (PHI)	12	0	0	0	13	A. 25	@ Wpg	W. 5-3	16-24-4						
(EDM)	8	0	0	0	8	A. 27	STL	W. 3-2 OT	17-24-4						
(TOT)	20	0	0	0	21	A. 29	WPG	L. 1-5	17-25-4						
GOALTENDER	GP	MIN	GA	SO	GAA	W-L-T	GP	MIN	GA	GAA	W-L				
Bill Ranford	40	2203	133	2	3.62	15-20-3	—	—	—	—	—	A. 29	WPG	L. 1-5	17-25-4
Fred Brathwaite	14	601	40	0	3.99	2-5-1	—	—	—	—	—	M. 1	TOR	L. 5-6	17-26-4
Joaquin Gage	2	99	7	0	4.24	0-2-0	—	—	—	—	—	M. 3	@ Cgy	L. 3-5	17-27-4



EDMONTON OILERS 1995-96 RESULTS & STATISTICS

COACH	REGULAR SEASON							PLAYOFFS				
	GP	W	L	T	PTS	GF	GA	GP	W	L	GF	GA
Ron Low	82	30	44	8	68	240	304	—	—	—	—	—

5th Pacific Division, 21st Overall. Playoffs: Did not qualify.

PLAYER	REGULAR SEASON					PLAYOFFS					DATE	GAME-BY-GAME RESULTS		RECORD
	GP	G	A	PTS	PIM	GP	G	A	PTS	PIM		OPPONENT	RESULT	
Doug Weight	82	25	79	104	95	-	-	-	-	-	O. 8	DET	L 3-3	0-1-0
Zdeno Ciger	78	31	39	70	41	-	-	-	-	-	O. 10	@ STL	L 3-5	0-2-0
Jason Arnott	64	28	31	59	87	-	-	-	-	-	O. 13	@ Det	L 0-5	0-3-0
Mariusz Czerkawski (BOS)	32	5	6	11	10	-	-	-	-	-	O. 15	@ Phi	L 1-7	0-4-0
(EDM)	37	12	17	29	8	-	-	-	-	-	O. 17	@ NY	W 3-1	1-4-0
(TOT)	70	17	23	40	18	-	-	-	-	-	O. 18	@ Buf	L 1-4	1-5-0
David Oliver	80	20	19	39	34	-	-	-	-	-	O. 21	VAN	W 6-4	2-5-0
Todd Marchant	81	19	19	38	66	-	-	-	-	-	O. 22	SJ	T 1-1 OT	2-5-1
Miroslav Satan	62	18	17	35	22	-	-	-	-	-	O. 27	WPG	W 7-5	3-5-1
Boris Mironov	78	8	24	32	101	-	-	-	-	-	O. 31	NY	W 2-1	4-5-1
Jeff Norton (STL)	36	4	7	11	26	-	-	-	-	-	N. 1	@ Van	T 3-3 OT	4-5-2
(EDM)	30	4	16	20	16	-	-	-	-	-	N. 4	TOR	T 3-3 OT	4-5-3
(TOT)	66	8	23	31	42	-	-	-	-	-	N. 7	@ Det	L 2-4	4-6-3
Dean McAmmond	53	15	15	30	23	-	-	-	-	-	N. 9	@ Fla	L 1-2	4-7-3
Kelly Buchberger	82	11	14	25	184	-	-	-	-	-	N. 10	@ TB	W 4-3 OT	5-7-3
Scott Thornton	77	9	9	18	149	-	-	-	-	-	N. 12	@ Chi	T 4-4 OT	5-7-4
Bryan Marchment	78	3	15	18	202	-	-	-	-	-	N. 14	@ Cgy	L 2-4	5-8-4
Jiri Slegr	57	4	13	17	74	-	-	-	-	-	N. 15	MTL	L 1-4	5-9-4
David Roberts (STL)	28	1	6	7	12	-	-	-	-	-	N. 17	DET	L 4-5	5-10-4
(EDM)	6	2	4	6	6	-	-	-	-	-	N. 20	COL	T 3-3 OT	5-10-5
(TOT)	34	3	10	13	18	-	-	-	-	-	N. 22	ANA	W 2-0	6-10-5
Ryan Smyth	48	2	9	11	28	-	-	-	-	-	N. 24	@ Cgy	W 5-2	7-10-5
Luke Richardson	82	2	9	11	108	-	-	-	-	-	N. 26	@ Wpg	L 0-4	7-11-5
Glenn Anderson	17	4	6	10	27	-	-	-	-	-	N. 28	CHI	L 3-5	7-12-5
Igor Kravchuk	26	4	4	8	10	-	-	-	-	-	D. 1	CGY	L 2-8	7-13-5
Peter White	26	5	3	8	0	-	-	-	-	-	D. 2	STL	L 3-7	7-14-5
Kent Manderville	37	3	5	8	38	-	-	-	-	-	D. 5	@ Van	L 2-6	7-15-5
Kirk Maltby	49	2	6	8	61	-	-	-	-	-	D. 7	@ Col	W 5-3	8-15-5
Ken Sutton	32	0	8	8	39	-	-	-	-	-	D. 9	@ SJ	W 4-2	9-15-5
Donald Dufresne (STL)	3	0	0	0	4	-	-	-	-	-	D. 10	@ Ana	W 3-1	10-15-5
(EDM)	42	1	6	7	16	-	-	-	-	-	D. 13	VAN	T 2-2 OT	10-15-6
(TOT)	45	1	6	7	20	-	-	-	-	-	D. 15	@ Wpg	L 4-9	10-16-6
Brett Hauer	29	4	2	6	30	-	-	-	-	-	D. 18	OTT	W 3-1	11-16-6
Fredrik Olausson	20	0	6	6	14	-	-	-	-	-	D. 20	COL	L 3-4	11-17-6
Louie DeBrusk	38	1	3	4	96	-	-	-	-	-	D. 22	@ Wsh	L 3-6	11-18-6
Ralph Intravuvuo	13	1	2	3	4	-	-	-	-	-	D. 23	@ Tor	L 1-6	11-19-6
Greg de Vries	13	1	1	2	12	-	-	-	-	-	D. 27	PHI	W 3-2	12-19-6
Jason Bonsignore	20	0	2	2	4	-	-	-	-	-	D. 29	LA	W 5-4 OT	13-19-6
Tyler Wright	23	1	0	1	33	-	-	-	-	-	D. 30	NYR	L 3-8	13-20-6
Curtis Joseph	34	0	1	1	4	-	-	-	-	-	J. 3	TB	L 0-5	13-21-6
Bill Ranford	37	0	1	1	2	-	-	-	-	-	J. 5	FLA	L 2-3	13-22-6
Nick Stajduhar	2	0	0	0	4	-	-	-	-	-	J. 7	ANA	W 3-1	14-22-6
Bryan Muir	5	0	0	0	6	-	-	-	-	-	J. 9	HFD	L 1-5	14-23-6
Fred Brathwaite	7	0	0	0	2	-	-	-	-	-	J. 13	BUF	W 5-4 OT	15-23-6
Dennis Bonvie	8	0	0	0	47	-	-	-	-	-	J. 16	@ STL	W 5-1	16-23-6
Joaquin Gage	16	0	0	0	4	-	-	-	-	-	J. 17	@ Dal	W 4-3	17-23-6
											J. 24	DAL	L 3-5	17-24-6
											J. 26	NYI	W 4-1	18-24-6
											J. 30	@ Cgy	L 2-3 OT	18-25-6
											J. 31	CHI	L 0-4	18-26-6
											F. 7	WSH	L 1-2	18-27-6
											F. 9	VAN	L 2-3 OT	18-28-6
											F. 11	CGY	W 4-2	19-28-6
											F. 14	ANA	W 3-2	20-28-6
											F. 16	@ Dal	L 1-6	20-29-6
											F. 18	@ Chi	L 1-4	20-30-6
											F. 19	@ Col	L 5-7	20-31-6
											F. 21	LA	W 7-2	21-31-6
											F. 23	BOS	L 4-7	21-32-6
											F. 25	@ NYI	L 0-2	21-33-6
											F. 27	@ Bos	W 4-3 OT	22-33-6
											F. 28	@ Hfd	T 4-4 OT	22-33-7
											M. 1	PIT	L 4-5	22-34-7
											M. 3	STL	L 3-4	22-35-7
											M. 6	@ LA	L 2-3	22-36-7
											M. 8	SJ	W 4-2	23-36-7
											M. 13	@ SJ	W 6-3	24-36-7
											M. 16	@ LA	W 5-2	25-36-7
											M. 17	@ Col	L 1-8	25-37-7
											M. 19	@ NYR	W 4-1	26-37-7
											M. 21	@ Pit	L 4-5	26-38-7
											M. 23	@ Mtl	W 6-5	27-38-7
											M. 24	@ Ott	T 3-2	28-38-7
											M. 27	LA	W 3-3 OT	28-38-8
											M. 29	WPG	W 3-2	29-38-8
											M. 30	TOR	L 3-4	29-39-8
											A. 1	@ Van	W 6-2	30-39-8
											A. 3	@ Ana	L 0-1	30-40-8
											A. 4	@ SJ	L 3-5	30-41-8
											A. 8	CGY	L 2-3	30-42-8
											A. 10	DAL	L 2-4	30-43-8
											A. 13	@ Tor	L 3-6	30-44-8



EDMONTON OILERS 1996-97 RESULTS & STATISTICS

COACH	REGULAR SEASON							PLAYOFFS				
	GP	W	L	T	PTS	GF	GA	GP	W	L	GF	GA
Ron Low	82	36	37	9	81	252	247	12	5	7	32	37

3rd Pacific Division, 13th Overall. Playoffs: Won Western Conference Quarter-Final 4-3 vs Dallas, Lost Western Conference Semi-Final 4-1 vs Colorado.

PLAYER	REGULAR SEASON					PLAYOFFS					GAME-BY-GAME RESULTS				RECORD	
	GP	G	A	PTS	PIM	GP	G	A	PTS	PIM	DATE	OPPONENT	RESULT			
Doug Weight	80	21	61	82	80	12	3	8	11	8	O. 4	BUF	W	4-3	1-0-0	
Ryan Smyth	82	39	22	61	76	12	5	5	10	12	O. 6	VAN	W	2-0	2-0-0	
Andrei Kovalenko	74	32	27	59	81	12	4	3	7	6	O. 8	@ Tor	W	4-2	3-0-0	
Jason Arnott	67	19	38	57	92	12	3	6	9	18	O. 9	@ Det	L	0-2	3-1-0	
Mariusz Czerkawski	76	26	21	47	16	12	2	1	3	10	O. 11	STL	L	1-3	3-2-0	
Kelly Buchberger	81	8	30	38	159	12	5	2	7	16	O. 14	@ Pho	W	6-3	4-2-0	
Todd Marchant	79	14	19	33	44	12	4	2	6	12	O. 15	@ Col	L	2-7	4-3-0	
Mike Grier	79	15	17	32	45	12	3	1	4	4	O. 20	@ Cgy	L	3-6	4-4-0	
Boris Mironov	55	6	26	32	85	12	2	8	10	16	O. 22	PIT	W	5-2	5-4-0	
Rem Murray	82	11	20	31	16	12	1	2	3	4	O. 24	@ LA	W	8-2	6-4-0	
Dean McAmmond	57	12	17	29	28	-	-	-	-	-	O. 26	COL	L	2-4	6-5-0	
Miroslav Satan	64	17	11	28	22	-	-	-	-	-	O. 30	PHO	W	4-1	7-5-0	
Mats Lindgren	69	11	14	25	12	12	0	4	4	0	N. 1	VAN	L	4-5 OT	7-6-0	
Dan McGillis	73	6	16	22	52	12	0	5	5	24	N. 3	@ Chi	L	2-4	7-7-0	
Drew Bannister (TB)	64	4	13	17	44	-	-	-	-	-	N. 6	@ Pit	L	2-5	7-8-0	
(EDM)	1	0	1	1	0	12	0	0	0	30	N. 7	@ Bos	W	6-0	8-8-0	
(TOT)	65	4	14	18	44	-	-	-	-	-	N. 9	@ Tor	L	3-7	8-9-0	
Bryan Marchment	71	3	13	16	132	3	0	0	0	4	N. 11	@ Mtl	L	2-3 OT	8-10-0	
Petr Klima (LA)	8	0	4	4	2	-	-	-	-	-	N. 13	@ Ott	W	4-0	9-10-0	
(PIT)	9	1	3	4	4	-	-	-	-	-	N. 17	DAL	L	3-7	9-11-0	
(EDM)	16	1	5	6	6	6	0	0	0	4	N. 19	CHI	T	4-4 OT	9-11-1	
(TOT)	33	2	12	14	12	-	-	-	-	-	N. 21	NYR	W	3-2	10-11-1	
Kevin Lowe	64	1	13	14	50	1	0	0	0	0	N. 23	CGY	W	3-2	11-11-1	
Jeff Norton	62	2	11	13	42	-	-	-	-	-	N. 26	@ Cgy	W	10-1	12-11-1	
Luke Richardson	82	1	11	12	91	12	0	2	2	14	N. 27	LA	L	1-5	12-12-1	
Barrie Moore (BUF)	31	2	6	8	18	-	-	-	-	-	N. 29	@ SJ	W	4-3	13-12-1	
(EDM)	4	0	0	0	0	-	-	-	-	-	D. 1	@ Ana	L	2-4	13-13-1	
(TOT)	35	2	6	8	18	-	-	-	-	-	D. 4	@ Col	L	0-2	13-14-1	
Michel Petit	18	2	4	6	20	-	-	-	-	-	D. 8	OTT	W	5-2	14-14-1	
Greg de Vries	37	0	4	4	52	12	0	1	1	8	D. 8	STL	L	2-5	14-15-1	
David Oliver	17	1	2	3	4	-	-	-	-	-	D. 10	@ Det	T	0-0 OT	14-15-2	
Louie DeBrusk	32	2	0	2	94	6	0	0	0	4	D. 12	@ TB	T	2-2 OT	14-15-3	
Ralph Intranuovo (TOR)	3	0	1	1	0	-	-	-	-	-	D. 15	@ Fla	L	3-6	14-16-3	
(EDM)	5	1	0	1	0	-	-	-	-	-	D. 18	COL	T	4-4 OT	14-16-4	
(TOT)	8	1	1	2	0	-	-	-	-	-	D. 20	NJ	L	2-3	14-17-4	
Curtis Joseph	72	0	2	2	20	12	0	0	0	2	D. 22	DET	L	2-6	14-18-4	
Steve Kelly	8	1	0	1	6	6	0	0	0	2	D. 23	@ Van	W	7-0	15-18-4	
Donald Dufresne	22	0	1	1	15	3	0	0	0	0	D. 27	PHI	L	4-6	15-19-4	
Craig Millar	1	0	0	0	2	-	-	-	-	-	D. 28	SJ	W	5-3	16-19-4	
Sean Brown	5	0	0	0	4	-	-	-	-	-	D. 30	LA	L	1-4	17-19-4	
Jesse Belanger	6	0	0	0	0	-	-	-	-	-	J. 1	TOR	W	4-3	18-19-4	
Joe Hulbig	6	0	0	0	0	6	0	1	1	2	J. 3	@ SHI	W	5-2	19-19-4	
Bob Essensa	19	0	0	0	4	-	-	-	-	-	J. 7	@ Chi	L	1-4	19-20-4	
Bryan Muir	-	-	-	-	-	5	0	0	0	4	J. 11	SJ	L	1-2	19-21-4	
GOALTENDER	GP	MIN	GA	SO	GAA	W-L-T	GP	MIN	GA	GAA	W-L	J. 12	HFD	W	2-1 OT	20-21-4
Bob Essensa	19	869	41	1	2.83	4-8-0	-	-	-	-	-	J. 15	FLA	W	4-0	21-21-4
Curtis Joseph	72	4100	200	6	2.93	32-29-9	12	767	36	2.82	5-7	J. 21	@ NYR	T	4-4 OT	21-21-5
												J. 22	@ NYI	L	1-8	21-22-5
												J. 24	@ Buf	W	3-1	22-22-5
												J. 26	@ Wsh	W	3-1	23-22-5
												J. 29	SJ	W	3-1	24-22-5
												J. 31	NYI	W	1-0	25-22-5
												F. 5	CGY	W	5-2	26-22-5
												F. 8	ANA	L	1-2 OT	27-22-5
												F. 9	WSH	W	4-1	27-23-5
												F. 12	BOS	W	4-3	28-23-5
												F. 13	@ Cgy	L	2-3 OT	28-24-5
												F. 15	@ LA	T	2-2 OT	28-24-6
												F. 17	@ Ana	L	1-5	28-25-6
												F. 19	TOR	L	6-3	29-25-6
												F. 21	COL	L	3-6	29-26-6
												F. 23	@ Dal	L	3-6	29-27-6
												F. 26	@ Ana	L	3-3 OT	29-27-7
												F. 27	@ Ana	L	3-6	29-28-7
												M. 1	MTL	L	4-5	29-29-7
												M. 4	LA	W	4-1	30-29-7
												M. 7	@ Dal	L	1-2	30-30-7
												M. 9	@ STI	W	4-1	31-30-7
												M. 11	@ NJ	L	1-6	31-31-7
												M. 13	@ Phi	L	4-5 OT	31-32-7
												M. 15	@ Hfd	W	4-2	32-32-7
												M. 19	TB	W	3-1	33-32-7
												M. 23	ANA	L	1-4	33-33-7
												M. 24	@ SJ	W	5-1	34-33-7
												M. 28	@ SJ	L	3-4	34-34-7
												M. 29	@ Pho	W	3-1	35-34-7
												M. 31	DAL	L	1-3	35-35-7
												A. 3	CHI	W	4-2	36-35-7
												A. 5	VAN	T	2-2 OT	36-35-8
												A. 9	DET	T	3-3 OT	36-35-9
												A. 11	PHO	L	2-6	36-36-9
												A. 12	@ Van	L	4-5	36-37-9



EDMONTON OILERS 1997-98 RESULTS & STATISTICS

COACH	REGULAR SEASON							PLAYOFFS				
	GP	W	L	T	PTS	GF	GA	GP	W	L	GF	GA
Ron Low	82	35	37	10	80	215	224	12	5	7	24	25

3rd Pacific Division, 15th Overall. Playoffs: Won Western Conference Quarter-Final 4-3 vs Colorado, Lost Western Conference Semi-Final 4-1 vs Dallas.

PLAYER	REGULAR SEASON					PLAYOFFS					GAME-BY-GAME RESULTS				RECORD
	GP	G	A	PTS	PIM	GP	G	A	PTS	PIM	DATE	OPPONENT	RESULT		
Doug Weight	79	26	44	70	69	12	2	7	9	14	O. 1	@ SJ	W 5-3	1-0-0	
Dean McAmmond	77	19	31	50	46	12	1	4	5	12	O. 3	DET	L 2-8	1-1-0	
Boris Mironov	81	16	30	46	100	12	3	3	6	27	O. 5	COL	L 0-3	1-2-0	
Janne Niinimaa (PHI)	66	3	31	34	56	—	—	—	—	—	O. 8	NYR	T 3-3 OT	1-2-1	
(EDM)	11	1	8	9	6	11	1	1	2	12	O. 11	TOR	W 2-1	2-2-1	
(TOT)	77	4	39	43	62	—	—	—	—	—	O. 13	@ Van	L 0-3	2-3-1	
Roman Hamrlik (TB)	37	3	12	15	22	—	—	—	—	—	O. 15	COL	L 2-6	2-4-1	
(EDM)	41	6	20	26	48	12	0	6	6	12	O. 17	@ Ana	L 2-6	2-5-1	
(TOT)	78	9	32	41	70	—	—	—	—	—	O. 19	@ LA	W 3-2 OT	3-5-1	
Bill Guerin (NY)	19	5	5	10	13	—	—	—	—	—	O. 21	BOS	W 4-3	3-6-1	
(EDM)	40	13	16	29	80	12	0	6	6	12	O. 24	PIT	W 4-3	4-6-1	
(TOT)	59	18	21	39	93	—	—	—	—	—	O. 29	PHO	W 5-2	5-6-1	
Todd Marchant	76	14	21	35	71	12	1	1	2	10	N. 1	@ Bos	L 1-3	5-7-1	
Ryan Smyth	65	20	13	33	44	12	7	1	8	17	N. 3	@ NYR	T 2-2 OT	5-7-2	
Tony Hrkac (DAL)	13	5	3	8	0	—	—	—	—	—	N. 5	@ NYI	T 4-4 OT	5-7-3	
(EDM)	36	8	11	19	10	12	0	3	3	2	N. 6	@ Phi	L 2-6	5-8-3	
(TOT)	49	13	14	27	10	—	—	—	—	—	N. 8	@ Wsh	L 1-2	5-9-3	
Mats Lindgren	82	13	13	26	42	12	1	1	2	10	N. 10	@ Buf	T 4-4 OT	5-9-4	
Dan McGillis	67	10	15	25	74	—	—	—	—	—	N. 12	CAR	L 4-6	5-10-4	
Scott Fraser	29	12	11	23	6	11	1	1	2	0	N. 15	CGY	T 2-2 OT	5-10-5	
Andrei Kovalenko	59	6	17	23	28	1	0	0	0	2	N. 17	@ Pho	L 2-6	5-11-5	
Kelly Buchberger	82	6	17	23	122	12	1	2	3	25	N. 19	@ Dal	L 2-3	5-12-5	
Valeri Zelepukin (NY)	35	2	8	10	32	—	—	—	—	—	N. 20	@ Stl	W 3-0	6-12-5	
(EDM)	33	2	10	12	57	8	1	2	3	2	N. 22	@ Ott	W 1-0	7-12-5	
(TOT)	68	4	18	22	89	—	—	—	—	—	N. 25	CHI	T 2-2 OT	7-12-6	
Rem Murray	61	9	9	18	39	11	1	4	5	2	N. 28	ANA	L 1-3	7-13-6	
Jason Arnott	35	5	13	18	78	—	—	—	—	—	N. 30	SJ	W 6-1	8-13-6	
Mike Grier	66	9	6	15	73	12	2	2	4	13	D. 2	@ Col	L 2-4	8-14-6	
Greg de Vries	65	7	4	11	80	7	0	0	0	21	D. 3	@ Dal	L 1-4	8-15-6	
Bobby Dallas (ANA)	22	0	1	1	27	—	—	—	—	—	D. 5	@ Chi	W 3-1	9-15-6	
(EDM)	30	2	5	7	22	11	0	0	0	16	D. 7	@ NY	T 3-3 OT	9-15-7	
(TOT)	52	2	6	8	49	—	—	—	—	—	D. 10	@ NY	L 2-4	9-16-7	
Drake Berehowsky	67	1	6	7	169	12	1	2	3	14	D. 12	@ Det	W 3-2	10-16-7	
Boyd Devereaux	38	1	4	5	6	—	—	—	—	—	D. 13	@ Stl	W 4-1	11-16-7	
Craig Millar	11	4	0	4	8	—	—	—	—	—	D. 17	CHI	T 0-0 OT	11-16-8	
Joe Hulbig	17	2	2	4	2	—	—	—	—	—	D. 20	DAL	L 2-2 OT	11-17-8	
Ray Whitney	9	1	3	4	0	—	—	—	—	—	D. 22	@ Mtl	T 3-3 OT	11-17-9	
Bryan Marchant	27	0	4	4	58	—	—	—	—	—	D. 25	@ Tor	L 1-5	11-18-9	
Mike Watt	14	1	2	3	4	—	—	—	—	—	D. 27	COL	L 1-3	11-19-9	
Frank Musil	17	1	2	3	8	7	0	0	0	6	D. 30	PHI	L 1-3	11-20-9	
Steve Kelly	19	0	2	2	8	—	—	—	—	—	D. 2	MTL	L 3-5	11-21-9	
Drew Bannister	34	0	2	2	42	—	—	—	—	—	J. 4	LA	L 2-3	11-22-9	
Curtis Joseph	71	0	2	2	4	12	0	0	0	2	J. 7	FLA	W 3-2	12-22-9	
Sean Brown	18	0	1	1	43	—	—	—	—	—	J. 9	@ Ana	W 5-1	13-22-9	
Bill Huard	30	0	1	1	72	4	0	0	0	2	J. 10	@ LA	W 4-3	14-22-9	
Scott Ferguson	1	0	0	0	0	—	—	—	—	—	J. 12	STL	W 2-1	15-22-9	
Ladislav Benysek	2	0	0	0	0	—	—	—	—	—	J. 14	CGY	W 5-2	16-22-9	
Jason Bowen	4	0	0	0	10	—	—	—	—	—	J. 20	PHO	W 6-2	17-22-9	
Dennis Bonvie	4	0	0	0	27	—	—	—	—	—	J. 23	@ SJ	L 2-3	17-23-9	
Bryan Muir	7	0	0	0	17	—	—	—	—	—	J. 24	@ Pho	W 5-2	18-23-9	
Kevin Lowe	7	0	0	0	22	1	0	0	0	4	J. 26	@ Col	L 1-2 OT	18-24-9	
Terran Sandwith	8	0	0	0	6	—	—	—	—	—	J. 28	NY	T 1-1 OT	18-24-10	
Georges Laraque	11	0	0	0	59	—	—	—	—	—	J. 31	VAN	L 3-6	18-25-10	
Bob Essensa	16	0	0	0	0	1	0	0	0	0	F. 2	LA	W 1-0	19-25-10	
Doug Friedman	16	0	0	0	20	—	—	—	—	—	F. 4	SJ	L 0-3	19-26-10	
GOALTENDER	GP	MIN	GA	SO	GAA	W-L-T	GP	MIN	GA	GAA	W-L	F. 6	@ Van	L 4-5	19-27-10
Bob Essensa	16	825	45	0	2.55	6-6-1	1	27	1	2.22	0-0	F. 7	@ Cgy	L 2-4	19-28-10
Curtis Joseph	71	4132	181	8	2.63	29-31-9	12	716	23	1.93	5-7	F. 25	OTT	W 5-2	20-28-10
												F. 27	ANA	L 4-4	20-29-10
												F. 28	SJ	W 6-1	21-29-10
												M. 2	@ Col	W 5-4 OT	22-29-10
												M. 4	TB	W 4-2	23-29-10
												M. 7	@ Tor	L 1-4	23-30-10
												M. 9	@ Chi	W 4-3 OT	24-30-10
												M. 11	@ TB	W 2-0	25-30-10
												M. 13	@ Fla	W 4-0	26-30-10
												M. 15	@ Car	L 1-4	26-31-10
												M. 17	@ Det	L 3-4	26-32-10
												M. 18	@ Pit	L 2-4	26-33-10
												M. 21	STL	W 2-0	27-33-10
												M. 22	NYI	L 1-3	27-34-10
												M. 25	WSH	W 4-2	28-34-10
												M. 27	BUF	L 0-1	28-35-10
												M. 30	CGY	W 3-1	29-35-10
												A. 1	@ Van	L 2-4	29-36-10
												A. 3	DAL	W 4-1	30-36-10
												A. 6	VAN	W 3-2	31-36-10
												A. 8	@ Ana	L 2-4	31-37-10
												A. 9	@ LA	W 4-0	32-37-10
												A. 11	@ Cgy	W 5-4	33-37-10
												A. 15	ANA	W 5-3	34-37-10
												A. 18	@ Tor	W 4-3	35-37-10



EDMONTON OILERS 1998-99 RESULTS & STATISTICS

COACH	REGULAR SEASON							PLAYOFFS				
	GP	W	L	T	PTS	GF	GA	GP	W	L	GF	GA
Ron Low	82	33	37	12	78	230	226	4	0	4	7	11

2nd Northwest Division, 16th Overall. Playoffs: Lost Western Conference Quarter-Final 4-0 vs Dallas.

PLAYER	REGULAR SEASON					PLAYOFFS					GAME-BY-GAME RESULTS			
	GP	G	A	PTS	PIM	GP	G	A	PTS	PIM	DATE	OPPONENT	RESULT	RECORD
Bill Guerin	80	30	34	64	133	3	0	2	2	2	O. 10	LA	L 1-2	0-1-0
Josef Beranek	66	19	30	49	23	2	0	0	0	4	O. 13	TOR	L 2-3	0-2-0
Mike Grier	82	20	24	44	54	4	1	1	2	6	O. 14	@ Van	W. 4-1	1-2-0
Pat Falloon	82	17	23	40	20	4	0	1	1	4	O. 17	@ NJ	W. 4-2	2-2-0
Boris Mironov	63	11	29	40	104	-	-	-	-	-	O. 20	@ NYR	L 2-3	2-3-0
Rem Murray	78	21	18	39	20	4	1	1	2	2	O. 21	@ NYI	W. 4-2	3-3-0
Doug Weight	43	6	31	37	12	4	1	1	2	15	O. 24	@ Col	L 4-6	3-4-0
Todd Marchant	82	14	22	36	65	4	1	1	2	12	O. 28	WSH	W. 8-2	4-4-0
Alex Selivanov (TB)	43	6	13	19	18	-	-	-	-	-	O. 31	PIT	W. 4-1	5-4-0
(EDM)	29	8	6	14	24	2	0	1	1	2	N. 2	VAN	W. 5-3	6-4-0
(TOT)	72	14	19	33	42	-	-	-	-	-	N. 4	NSH	W. 3-2	7-4-0
Roman Hamrlik	75	8	24	32	70	3	0	0	0	2	N. 6	COL	L 2-5	7-5-0
Ryan Smyth	71	13	18	31	62	3	3	0	3	0	N. 8	@ Chi	W. 3-2 OT	8-5-0
Janne Niinimaa	81	4	24	28	88	4	0	0	0	2	N. 11	@ Tor	L 2-3	8-6-0
Chad Kilger (CHI)	64	14	11	25	30	-	-	-	-	-	N. 12	@ Ott	T 1-1 OT	8-6-1
(EDM)	13	1	1	2	4	4	0	0	0	4	N. 14	@ Mtl	W. 4-1	9-6-1
(TOT)	77	15	12	27	34	-	-	-	-	-	N. 18	DET	W. 2-6	9-7-1
Andrei Kovalenko	43	13	14	27	30	-	-	-	-	-	N. 20	@ Ana	W. 3-2 OT	10-7-1
Dean McAmmond	65	9	16	25	36	-	-	-	-	-	N. 21	@ Pho	L 2-3 OT	10-8-1
Ethan Moreau (CHI)	66	9	6	15	84	-	-	-	-	-	N. 25	COL	W. 3-0	11-8-1
(EDM)	14	1	5	6	8	4	0	3	3	6	N. 27	@ Cgy	W. 3-2	12-8-1
(TOT)	80	10	11	21	92	-	-	-	-	-	N. 29	CHI	L 2-3	12-9-1
Tom Poti	73	5	16	21	42	4	0	1	1	2	D. 2	PHO	W. 4-3	13-9-1
Mats Lindgren	48	5	12	17	22	-	-	-	-	-	D. 4	TB	L 1-2	13-10-1
Jason Smith (TOR)	60	2	11	13	40	-	-	-	-	-	D. 6	DAL	L 2-6	13-11-1
Jason Smith (EDM)	12	1	1	2	11	4	0	1	1	4	D. 8	@ Nsh	T 3-3 OT 13-11-2	
Jason Smith (TOT)	72	3	12	15	51	-	-	-	-	-	D. 9	@ Chi	L 1-3	13-12-2
Boyd Devereaux	61	6	8	14	23	1	0	0	0	0	D. 11	@ Det	L 2-3	13-13-2
Christian Laflamme (CHI)	62	2	11	13	70	-	-	-	-	-	D. 13	@ Phi	T 2-2 OT	13-13-3
(EDM)	11	0	1	1	0	4	0	1	1	2	D. 15	@ Car	L 0-3	13-14-3
(TOT)	73	2	12	14	70	-	-	-	-	-	D. 18	@ TB	W. 4-1	14-14-3
Kelly Buchberger	52	4	4	8	68	4	0	0	0	0	D. 19	@ Fla	L 1-3	14-15-3
Sean Brown	51	0	7	7	188	1	0	0	0	10	D. 23	SI	L 3-5	14-16-3
Kevin Brown	12	4	2	6	0	-	-	-	-	-	D. 27	VAN	L 2-5	15-17-3
Georges Laraque	39	3	2	5	57	4	0	0	0	2	D. 29	MTL	W. 2-5	15-18-3
Todd Reirden	17	2	3	5	20	-	-	-	-	-	J. 3	PHI	L 3-5 OT	15-17-4
Marty McSorley	46	2	3	5	101	3	0	0	0	2	J. 5	LA	L 3-4 OT	15-18-4
Frank Musil	39	0	3	3	34	1	0	0	0	2	J. 7	@ Pho	W. 7-1	16-18-4
Vladimir Vorobiev	2	2	0	2	2	1	0	0	0	0	J. 9	@ LA	T 1-1 OT	16-18-5
Craig Millar	24	0	2	2	19	-	-	-	-	-	J. 10	@ Ana	L 4-6	16-19-5
Chris Ferraro	2	1	0	1	0	-	-	-	-	-	J. 12	DAL	T 2-2 OT	16-19-6
Steve Passmore	6	0	1	1	2	-	-	-	-	-	J. 14	@ Van	W. 3-1	17-19-6
Bob Essensa	39	0	1	1	0	-	-	-	-	-	J. 17	DET	W. 4-1	18-19-6
Jim Dowd	1	0	0	0	0	-	-	-	-	-	J. 21	@ SJ	T 3-3 OT	18-19-7
Joe Hulbig	1	0	0	0	2	-	-	-	-	-	J. 27	CHI	L 3-4 OT	18-20-7
Bill Huard	3	0	0	0	0	-	-	-	-	-	J. 30	ANA	W. 1-0	19-20-7
Dan LaCouture	3	0	0	0	0	-	-	-	-	-	F. 1	STL	L 3-4 OT	19-21-7
Daniel Lacroix	4	0	0	0	13	-	-	-	-	-	F. 3	OTT	T 2-2 OT	19-21-8
Fredrik Lindquist	8	0	0	0	2	-	-	-	-	-	F. 5	NSH	W. 4-2	20-21-8
Mikhail Shtalenkov	34	0	0	0	2	-	-	-	-	-	F. 8	@ Cgy	L 1-2	20-22-8
Tommy Salo (NYI)	51	0	0	0	12	-	-	-	-	-	F. 9	BOS	L 0-2	20-23-8
(EDM)	13	0	0	0	0	4	0	0	0	0	F. 11	@ Det	L 2-4	20-24-8
(TOT)	64	0	0	0	12	-	-	-	-	-	F. 13	@ STI	W. 3-2	21-24-8
											F. 15	@ Dal	L 1-4	21-25-8
											F. 17	@ Ana	W. 6-2	22-25-8
											F. 18	@ LA	L 2-3	22-26-8
											F. 21	NYR	L 1-2 OT	22-27-8
											F. 24	ANA	L 1-2	22-28-8
											F. 26	BUF	W. 6-3	23-28-8
											F. 27	CAR	T 2-2 OT	23-29-8
											M. 1	@ Col	W. 4-3	24-28-9
											M. 3	@ Buf	W. 5-3	25-28-9
											M. 5	@ Pit	T 2-2 OT	25-29-9
											M. 6	@ Wsh	L 3-4	25-29-10
											M. 10	@ Dal	L 4-7	25-30-10
											M. 13	@ Stl	L 4-6	25-31-10
											M. 14	@ Nsh	L 1-3	25-32-10
											M. 17	NY	L 1-4	25-33-10
											M. 20	VAN	W. 4-3	26-33-10
											M. 22	CGY	T 2-2 OT	26-33-11
											M. 24	MTL	L 0-2	26-34-11
											M. 26	STL	W. 2-1	27-34-11
											M. 28	SJ	W. 5-2	28-34-11
											M. 30	PHO	L 4-7	28-35-11
											A. 1	TOR	L 1-5	28-36-11
											A. 3	@ Col	L 2-5	28-37-11
											A. 7	CGY	W. 4-2	29-37-11
											A. 9	@ Cgy	W. 4-1	30-37-11
											A. 10	@ Van	T 1-1 OT	30-37-12
											A. 12	@ SJ	W. 5-4 OT	31-37-12
											A. 16	COL	W. 5-1	32-37-12
											A. 17	CGY	W. 3-2	33-37-12

GOALTENDER	REGULAR SEASON					PLAYOFFS				
	GP	MINS	GA	SO	GAA	W-L-T	GP	MINS	GA	GAA
Tommy Salo	13	700	27	0	2.31	8-2-2	4	296	11	2.23
M. Shtalenkov	34	1819	81	3	2.67	12-17-3	-	-	-	-
Bob Essensa	39	2091	96	0	2.75	12-14-6	-	-	-	-
Steve Passmore	6	362	17	0	2.82	1-4-1	-	-	-	-



EDMONTON OILERS 1999-00 RESULTS & STATISTICS

COACH	REGULAR SEASON								PLAYOFFS				
	GP	W	L	T	OTL	PTS	GF	GA	GP	W	L	GF	GA
Kevin Lowe	82	32	26	16	8	88	226	212	5	1	4	11	14

2nd Northwest Division, 14th Overall. Playoffs: Lost Western Conference Quarter-Final 4-1 vs Dallas.

PLAYER	REGULAR SEASON					PLAYOFFS					DATE	GAME-BY-GAME RESULTS		RECORD
	GP	G	A	PTS	PIM	GP	G	A	PTS	PIM		OPPONENT	RESULT	
Doug Weight	77	21	51	72	54	5	3	2	5	4	O. 1	NVR	T. 1-1 OT	0-0-1-0
Ryan Smyth	82	28	26	54	58	5	1	0	1	6	O. 6	MTL	W. 2-1	1-0-1-0
Alex Selivanov	67	20	27	47	46	5	0	0	0	8	O. 7	@ SJ	L. 2-3 OT	1-0-1-1
Bill Guerin	70	24	22	46	123	5	3	2	5	9	O. 9	STL	L. 2-4	1-1-1-1
German Titov (PIT)	63	17	25	42	34	-	-	-	-	-	O. 13	CAR	T. 3-3 OT	1-1-2-1
(EDM)	7	0	4	4	4	5	1	1	2	0	O. 16	LA	W. 5-4	2-1-2-1
(TOT)	70	17	29	46	38	-	-	-	-	-	O. 20	@ Dal	L. 1-2	2-2-2-1
Roman Hamrik	80	8	37	45	68	5	0	1	1	4	O. 21	@ Stl	L. 2-3 OT	2-2-2-2
Todd Marchant	82	17	23	40	70	3	1	0	1	2	O. 23	@ Nsh	L. 3-4	2-3-2-2
Tom Poti	76	9	26	35	65	5	0	1	1	0	O. 26	PHO	W. 3-1	3-3-2-2
Janne Niinimaa	81	8	25	33	89	5	0	2	2	2	O. 31	NSH	W. 4-2	4-3-2-2
Mike Grier	65	9	22	31	68	-	-	-	-	-	N. 3	FLA	T. 2-2 OT	4-3-3-2
Ethan Moreau	73	17	10	27	62	5	0	1	1	0	N. 5	STL	L. 1-2	4-4-3-2
Boyd Devereaux	76	8	19	27	20	-	-	-	-	-	N. 7	@ Ana	L. 1-3	4-5-3-2
Jim Dowd	69	5	18	23	45	5	2	1	3	4	N. 9	@ LA	T. 1-1 OT	4-5-4-2
Pat Falloon	33	5	13	18	4	-	-	-	-	-	N. 10	@ Pho	L. 4-5 OT	4-5-4-3
Josef Beranek	58	9	8	17	39	-	-	-	-	-	N. 12	@ Stl	T. 2-2 OT	4-5-5-3
Georges Laraque	76	8	8	16	123	5	0	1	1	6	N. 14	@ Chi	W. 6-3	5-5-5-3
Rem Murray	44	9	5	14	8	5	0	1	1	2	N. 20	DET	W. 2-1	6-5-5-3
Jason Smith	80	3	11	14	60	5	0	1	1	4	N. 21	NYI	L. 4-4 OT	6-5-6-3
Sean Brown	72	4	8	12	192	3	0	0	0	23	N. 24	CHI	T. 2-3	6-6-6-3
Igor Ulanov (MTL)	43	1	5	6	76	-	-	-	-	-	N. 26	@ Det	L. 2-4	6-7-6-3
(EDM)	14	0	3	3	10	5	0	0	0	6	N. 27	@ Tor	L. 2-5	6-8-6-3
(TOT)	57	1	8	9	86	-	-	-	-	-	D. 1	COL	W. 3-1	7-8-6-3
Daniel Cleary	17	3	2	5	8	4	0	1	1	2	D. 2	@ Van	L. 2-3 OT	7-8-6-4
Chad Kilger	40	3	2	5	18	3	0	0	0	0	D. 4	VAN	W. 3-2	8-8-6-4
Christian Laflamme	50	0	5	5	32	-	-	-	-	-	D. 6	@ Chi	L. 1-5	8-9-6-4
Bert Robertsson	52	0	4	4	34	5	0	0	0	0	D. 8	@ NYR	L. 1-2 OT	8-9-6-5
Paul Cormie	15	1	2	3	4	-	-	-	-	-	D. 9	@ Bos	T. 2-2 OT	8-9-7-5
Brett Hauer	5	0	2	2	2	-	-	-	-	-	D. 11	@ NY	W. 3-1	9-9-7-5
Tommy Salo	70	0	1	1	8	5	0	0	0	2	D. 14	@ NYI	W. 4-2	10-9-7-5
Mike Minard	1	0	0	0	0	-	-	-	-	-	D. 15	@ Det	L. 1-5	10-10-7-5
Michel Picard	2	0	0	0	2	-	-	-	-	-	D. 17	DAL	T. 2-2 OT	10-10-8-5
Dan LaCouture	5	0	0	0	10	1	0	0	0	0	D. 19	OTT	T. 3-3 OT	10-10-9-5
Kevin Brown	7	0	0	0	0	1	0	0	0	0	D. 21	WSH	W. 6-2	11-10-9-5
Bill Ranford	16	0	0	0	2	-	-	-	-	-	D. 23	@ Cgy	L. 2-2	11-11-9-5
											D. 27	ANA	L. 4-1	12-11-9-5
											D. 30	@ LA	L. 2-8	12-12-9-5
											J. 1	@ Pho	W. 5-4	13-12-9-5
											J. 3	@ Col	T. 2-2 OT	13-12-10-5
											J. 5	SJ	L. 1-1 OT	13-12-11-5
											J. 7	TB	W. 5-1	14-12-11-5
											J. 11	DAL	L. 2-3	14-13-11-5
											J. 14	TOR	L. 2-3 OT	14-13-11-6
											J. 16	DET	T. 3-3 OT	14-13-12-6
											J. 19	CGY	W. 7-0	15-13-12-6
											J. 22	VAN	L. 3-3 OT	15-13-13-6
											J. 24	NSH	L. 2-3 OT	15-13-13-7
											J. 25	@ Van	W. 5-4 OT	16-13-13-7
											J. 28	@ TB	W. 7-3	17-13-13-7
											J. 29	@ Fla	L. 1-2	17-14-13-7
											J. 31	@ Dal	L. 1-2	17-15-13-7
											F. 2	CHI	W. 4-1	18-15-13-7
											F. 8	@ Mtl	W. 5-4 OT	19-15-13-7
											F. 10	@ Phi	W. 3-2	20-15-13-7
											F. 11	@ Pit	T. 2-2 OT	20-15-14-7
											F. 13	@ Buf	T. 2-2 OT	20-15-15-7
											F. 15	@ Nsh	W. 2-1	21-15-15-7
											F. 18	@ Cgy	L. 2-4	21-16-15-7
											F. 19	CGY	L. 2-3 OT	21-16-15-8
											F. 21	LA	W. 6-3	22-16-15-8
											F. 23	BOS	W. 4-2	23-16-15-8
											F. 25	ATL	W. 5-4	24-16-15-8
											F. 27	@ Ana	L. 2-3	24-17-15-8
											F. 29	@ Col	W. 3-1	25-17-15-8
											M. 4	PIT	L. 2-3	25-18-15-8
											M. 7	TOR	L. 0-2	26-19-15-8
											M. 10	COL	L. 2-4	25-20-15-8
											M. 12	@ Nsh	L. 3-4	25-21-15-8
											M. 13	@ Atl	W. 3-0	26-21-15-8
											M. 15	@ Car	T. 2-2 OT	26-21-16-8
											M. 17	OTT	W. 4-2	27-21-16-8
											M. 19	CGY	L. 2-3	27-22-16-8
											M. 22	ANA	W. 2-1	28-22-16-8
											M. 25	VAN	L. 2-3	28-23-16-8
											M. 27	@ SJ	W. 2-1	29-23-16-8
											M. 29	@ Col	L. 2-3	29-24-16-8
											A. 1	PHO	W. 3-3 OT	30-24-16-8
											A. 3	SJ	L. 0-1	30-25-16-8
											A. 5	COL	L. 2-3	30-26-16-8
											A. 7	@ Van	W. 5-4 OT	31-26-16-8
											A. 8	@ Cgy	W. 6-3	32-26-16-8



EDMONTON OILERS 2000-01 RESULTS & STATISTICS

COACH	REGULAR SEASON								PLAYOFFS				
	GP	W	L	T	OTL	PTS	GF	GA	GP	W	L	GF	GA
Craig MacTavish	82	39	28	12	3	93	243	222	6	2	4	11	16
2nd Northwest Division, 12th Overall. Playoffs: Lost Western Conference Quarter-Final 4-2 vs Dallas.													

PLAYER	REGULAR SEASON					PLAYOFFS					GAME-BY-GAME RESULTS			
	GP	G	A	PTS	PIM	GP	G	A	PTS	PIM	DATE	OPPONENT	RESULT	RECORD
Doug Weight	82	25	65	90	91	6	1	4	6	17	O. 6	DET	W. 2-1	1-0-0-0
Ryan Smyth	82	31	39	70	58	6	3	4	7	4	O. 7	COL	T. 1-1	1-0-1-0
Janne Niinimaa	82	12	34	46	90	6	0	2	2	6	O. 10	@ Mtl	L. 2-5	1-1-1-0
Anson Carter	61	16	26	42	23	6	3	1	4	4	O. 11	@ Det	W. 4-3	2-1-1-0
Todd Marchant	71	13	26	39	51	6	0	0	0	4	O. 13	BUF	W. 3-2	3-1-1-0
Mike Grier	74	20	16	36	20	6	0	0	0	8	O. 15	@ Min	W. 3-3	4-1-1-0
Rem Murray	82	15	21	36	24	6	2	0	2	6	O. 17	BOS	W. 1-1	5-1-1-0
Daniel Cleary	81	14	21	35	37	6	1	1	2	8	O. 19	TOR	L. 1-4	5-2-1-0
Tom Poti	81	12	20	32	60	6	0	2	2	2	O. 22	PHO	T. 3-3	5-2-2-0
Sergei Zholtok (MTL)	32	1	10	11	8	-	-	-	-	-	O. 25	ATL	L. 1-3	5-3-2-0
(EDM)	37	4	16	20	22	3	0	0	0	0	O. 27	@ Ana	L. 2-3	5-4-2-0
(TOT)	69	5	26	31	30	-	-	-	-	-	O. 28	@ Col	L. 2-4	5-5-2-0
Georges Laraque	82	13	16	29	148	6	1	1	2	8	O. 30	ANA	W. 5-3	6-5-2-0
Igor Ulanov	67	3	20	23	90	6	0	0	0	4	N. 1	CGY	W. 3-2	7-5-2-0
Bill Guerin	21	12	10	22	18	-	-	-	-	-	N. 3	MIN	W. 4-2	8-5-2-0
Mike Comrie	41	8	14	22	14	6	1	2	3	0	N. 5	@ Cbj	W. 4-0	9-5-2-0
Eric Brewer	77	7	14	21	53	6	1	5	6	2	N. 9	@ NYR	L. 3-4	9-6-2-0
Jason Smith	82	5	15	20	120	6	0	2	2	6	N. 9	@ Phi	L. 0-2	9-7-2-0
Ethan Moreau	68	9	10	19	90	4	0	0	0	2	N. 11	@ Pit	L. 2-5	9-8-2-0
Shawn Horcoff	49	9	7	16	10	5	0	0	0	0	N. 12	@ Min	W. 5-4	10-8-2-0
Domenic Pittis	47	4	5	9	49	3	0	0	0	2	N. 14	STL	W. 3-0	11-8-2-0
Chad Kilger	34	5	2	7	17	-	-	-	-	-	N. 17	CHI	T. 3-3	11-8-3-0
Dan LaCouture	37	2	4	6	29	-	-	-	-	-	N. 19	CGY	W. 2-0	12-8-3-0
Sean Brown	62	2	3	5	110	-	-	-	-	-	N. 22	@ Tor	L. 3-4	12-9-3-0
Sven Butenschon (PIT)	5	0	1	1	2	-	-	-	-	-	N. 23	@ Ott	W. 5-3	13-9-3-0
(EDM)	7	1	1	2	2	-	-	-	-	-	N. 25	ANA	W. 3-2	14-9-3-0
(TOT)	12	1	2	3	4	-	-	-	-	-	N. 29	MTL	L. 2-3	14-10-3-0
Brian Swanson	16	1	1	2	6	-	-	-	-	-	D. 2	@ Van	W. 3-2	14-11-3-0
Frank Musil	13	0	2	2	4	-	-	-	-	-	D. 6	NSH	T. 4-4	15-11-3-0
Michel Riesen	12	0	1	1	4	-	-	-	-	-	D. 9	LA	L. 2-4	15-12-4-0
Scott Ferguson	20	0	1	1	13	6	0	2	2	6	D. 13	@ Dal	L. 2-5	15-13-4-0
Tommy Salo	73	0	1	1	4	6	0	0	0	0	D. 14	@ Nsh	W. 6-2	16-13-4-0
Chris Hajt	1	0	0	0	0	-	-	-	-	-	D. 16	@ Wsh	L. 0-4	16-14-4-0
Jason Chimera	1	0	0	0	0	-	-	-	-	-	D. 18	@ Det	L. 3-4	16-14-4-1
Joaquin Gage	5	0	0	0	0	-	-	-	-	-	D. 20	VAN	W. 3-2	17-14-4-1
Patrick Cote	6	0	0	0	18	-	-	-	-	-	D. 22	@ Cgy	T. 1-1	17-14-5-1
Dominic Roussel (ANA)	13	0	0	0	0	-	-	-	-	-	D. 27	@ Col	L. 2-3	17-15-5-1
(EDM)	8	0	0	0	2	-	-	-	-	-	D. 28	@ SJ	W. 5-3	17-16-5-1
(TOT)	21	0	0	0	2	-	-	-	-	-	D. 30	MTL	L. 2-5	17-17-5-1
Josh Green	-	-	-	-	-	3	0	0	0	0	J. 1	@ Stl	L. 2-5	18-16-6-1
											J. 3	@ Cbj	L. 2-5	18-17-6-1
											J. 7	@ Chi	W. 2-1	19-17-6-1
											J. 10	CBJ	W. 4-2	20-17-6-1
											J. 17	NSH	L. 2-5	20-18-6-1
											J. 12	VAN	L. 2-3	20-19-6-1
											J. 14	OTT	W. 4-1	21-19-6-1
											J. 16	@ Nsh	W. 2-2	22-19-6-1
											J. 18	@ Stl	L. 1-4	22-20-6-1
											J. 20	DET	W. 2-1	23-20-6-1
											J. 22	SJ	L. 1-6	23-21-7-1
											J. 26	PHO	T. 1-1	23-21-8-1
											J. 30	@ Cgy	W. 5-3	24-21-8-1
											J. 31	CHI	L. 3-2	25-21-8-1
											F. 3	@ Dal	W. 2-3	25-22-8-1
											F. 9	@ Pho	L. 0-2	25-23-8-1
											F. 12	@ LA	W. 6-3	26-23-8-1
											F. 14	@ Ana	L. 3-3	26-24-8-1
											F. 16	NV	W. 3-2	26-24-9-1
											F. 17	VAN	W. 5-6	26-24-9-2
											F. 20	LA	L. 5-6	27-24-9-2
											F. 24	@ Cgy	W. 3-1	28-24-9-2
											F. 25	DAL	W. 3-2	29-24-9-2
											F. 28	STL	W. 5-3	30-24-9-2
											M. 2	MIN	W. 3-1	31-24-9-2
											M. 7	TOR	W. 4-0	32-24-9-2
											M. 9	@ Buf	W. 4-0	33-24-9-2
											M. 11	@ Car	W. 3-2	34-24-9-2
											M. 13	@ TB	W. 5-2	35-24-9-2
											M. 14	@ Fla	L. 4-5	35-24-10-3
											M. 17	NY	W. 2-1	36-24-10-3
											M. 19	PHI	L. 2-4	35-25-10-3
											M. 21	@ LA	W. 7-0	36-25-10-3
											M. 24	@ Pho	L. 4-7	36-26-10-3
											M. 26	CBJ	W. 4-2	37-26-10-3
											M. 28	COL	W. 4-1	38-26-10-3
											M. 30	DAL	L. 4-5	38-27-10-3
											A. 1	@ Chi	T. 3-3	38-27-11-3
											A. 2	@ Col	L. 3-5	38-28-11-3
											A. 4	MIN	T. 2-2	38-28-12-3
											A. 7	@ Van	W. 4-2	39-28-12-3



EDMONTON OILERS 2001-02 RESULTS & STATISTICS

COACH	REGULAR SEASON								PLAYOFFS				
	GP	W	L	T	OTL	PTS	GF	GA	GP	W	L	GF	GA
Craig MacTavish	82	38	28	12	4	92	205	182	—	—	—	—	—
3rd Northwest Division, 15th Overall. Playoffs: Did Not Qualify.													

3rd Northwest Division, 15th Overall. Playoffs: Did Not Qualify.

PLAYER	REGULAR SEASON					PLAYOFFS					DATE	GAME-BY-GAME RESULTS		RECORD
	GP	G	A	PTS	PIM	GP	G	A	PTS	PIM		OPPONENT	RESULT	
Mike York (Nyr)	69	18	39	57	16	—	—	—	—	—	O. 3	@ Cgy	L 0-1	0-1-0-0
(Edm)	12	2	2	4	0	—	—	—	—	—	O. 6	PHO	L 0-2	1-1-0-0
(Tot)	81	20	41	61	16	—	—	—	—	—	O. 9	CHI	W 5-0	2-1-0-0
Mike Comrie	82	33	27	60	45	—	—	—	—	—	O. 11	COL	W 5-3	3-1-0-0
Anson Carter	82	28	32	60	25	—	—	—	—	—	O. 13	@ Nsh	W 4-3	4-1-0-0
Ryan Smyth	61	15	35	50	48	—	—	—	—	—	O. 14	@ Min	T 3-3 OT	4-1-1-0
Janne Niinimaa	81	5	39	44	80	—	—	—	—	—	O. 16	TOR	L 1-4	4-2-1-0
Jochen Hecht	82	16	24	40	60	—	—	—	—	—	O. 18	@ Col	W 4-1	5-2-1-0
Todd Marchant	82	12	22	34	41	—	—	—	—	—	O. 20	FLA	W 6-2	6-2-1-0
Daniel Cleary	65	10	19	29	51	—	—	—	—	—	O. 22	NSH	L 2-4	6-3-1-0
Mike Grier	82	8	17	25	32	—	—	—	—	—	O. 24	@ Det	L 1-4	6-4-1-0
Eric Brewer	81	7	18	25	45	—	—	—	—	—	O. 25	@ Cbj	W 5-2	7-4-1-0
Rem Murray	69	7	17	24	14	—	—	—	—	—	O. 27	VAN	W 3-2	8-4-1-0
Shawn Horcoff	61	8	14	22	18	—	—	—	—	—	O. 30	MTL	W 3-1	9-4-1-0
Georges Laraque	80	5	14	19	157	—	—	—	—	—	N. 2	CBJ	L 1-2	9-5-1-0
Jason Smith	74	5	13	18	103	—	—	—	—	—	N. 4	@ Min	W 2-0	10-5-1-0
Tom Poti	55	1	16	17	42	—	—	—	—	—	N. 6	@ Bos	L 0-1 OT	10-5-1-1
Ethan Moreau	80	11	5	16	81	—	—	—	—	—	N. 9	CBJ	W 3-0	11-5-1-1
Josh Green	61	10	5	15	52	—	—	—	—	—	N. 11	@ Car	T 1-1 OT	11-5-1-1
Marty Reasoner	52	6	5	11	41	—	—	—	—	—	N. 13	@ Pho	W 5-4 OT	12-5-1-1
Sean Brown	61	6	4	10	127	—	—	—	—	—	N. 16	CHI	T 0-1	13-5-1-1
Steve Staios	73	5	5	10	108	—	—	—	—	—	N. 17	@ Van	T 2-2 OT	13-5-1-1
Domenic Pittis	22	0	6	6	8	—	—	—	—	—	N. 20	STL	W 2-0	14-5-1-1
Scott Ferguson	50	3	2	5	75	—	—	—	—	—	N. 22	LA	L 2-4	14-6-3-1
Brian Swanson	8	1	1	2	0	—	—	—	—	—	N. 24	@ Col	L 0-2	14-7-3-1
Jason Chimera	3	1	0	1	0	—	—	—	—	—	N. 28	@ Ana	W 2-0	15-7-3-1
Tommy Salo	69	0	1	1	0	—	—	—	—	—	N. 29	@ LA	W 3-1	16-7-3-1
Jani Rita	1	0	0	0	0	—	—	—	—	—	D. 1	DAL	L 4-6	16-8-3-1
Ales Piza	2	0	0	0	2	—	—	—	—	—	D. 5	ANA	W 3-2 OT	17-8-3-1
Ty Conklin	4	0	0	0	0	—	—	—	—	—	D. 7	@ Dal	L 0-5	17-9-3-1
Jussi Markkanen	14	0	0	0	0	—	—	—	—	—	D. 8	@ Nsh	T 2-2 OT	17-9-4-1
Sven Butenschon	14	0	0	0	4	—	—	—	—	—	D. 11	@ SJ	L 4-5 OT	17-9-4-2
											D. 13	DET	L 1-2	17-10-4-2
											D. 14	TB	W 2-1	18-10-4-2
											D. 16	@ Phi	W 3-2	19-10-4-2
											D. 18	@ NYI	L 1-4	19-11-4-2
											D. 20	@ NJ	L 3-3 OT	19-11-5-2
											D. 21	@ Chi	L 1-5	19-12-5-2
											D. 26	CGY	W 3-2	20-12-5-2
											D. 28	MIN	W 3-2	21-12-5-2
											D. 30	NJ	L 1-2	21-13-5-2
											D. 31	@ Cgy	T 2-2 OT	21-13-6-2
											J. 2	NYR	W 4-1	22-13-6-2
											J. 5	VAN	L 3-4	22-14-6-2
											J. 6	MTL	W 7-6	23-14-6-2
											J. 10	CAR	L 1-4	23-15-6-2
											J. 12	COL	T 2-2 OT	23-15-7-2
											J. 14	@ Chi	L 1-2	23-16-7-2
											J. 15	@ Stl	L 2-3	23-17-7-2
											J. 18	ANA	W 3-1	24-17-7-2
											J. 19	PHI	L 0-4	24-18-7-2
											J. 21	@ SJ	L 3-1	24-19-7-2
											J. 23	COL	L 2-4	24-20-7-2
											J. 26	TOR	W 4-1	25-20-7-2
											J. 28	DET	T 1-1 OT	25-20-8-2
											J. 30	@ Van	T 2-2 OT	25-20-9-2
											F. 5	@ Atl	L 2-3	25-21-9-2
											F. 7	@ Stl	L 1-3	25-22-9-2
											F. 8	@ Dal	T 1-1 OT	25-22-10-2
											F. 10	@ Pho	W 4-3	26-22-10-2
											F. 12	SJ	L 2-3	26-23-10-2
											F. 28	NSH	L 2-3	26-24-10-2
											M. 2	STL	T 1-1 OT	26-24-11-2
											M. 4	@ Buf	W 3-0	27-24-11-2
											M. 6	@ TB	W 3-2	28-24-11-2
											M. 8	@ Fla	L 4-5	28-25-11-2
											M. 10	@ Wsh	L 2-4	28-26-11-2
											M. 13	@ Det	L 4-4 OT	28-26-11-3
											M. 14	@ Ott	W 4-1	29-26-11-3
											M. 16	WSH	W 4-1	30-26-11-3
											M. 20	SJ	W 2-1	31-26-11-3
											M. 23	CGY	W 3-1	32-26-11-3
											M. 24	@ Van	W 2-0	33-26-11-3
											M. 26	CBJ	W 3-1	34-26-11-3
											M. 28	LA	T 2-2 OT	34-26-12-3
											M. 30	DAL	W 3-1	35-26-12-3
											A. 2	MIN	W 2-1 OT	36-26-12-3
											A. 5	@ Ana	L 0-2	36-27-12-3
											A. 6	@ LA	L 3-4 OT	36-27-12-4
											A. 10	PHO	W 3-0	37-27-12-4
											A. 12	CGY	L 0-2	37-28-12-4
											A. 14	@ Min	W 4-2	38-28-12-4



EDMONTON OILERS 2002-03 RESULTS & STATISTICS

COACH	REGULAR SEASON						PLAYOFFS						
	GP	W	L	T	OTL	PTS	GF	GA	GP	W	L	GF	GA
Craig MacTavish	82	36	26	11	9	92	232	230	6	2	4	11	20

4th Northwest Division, 14th Overall. Playoffs: Lost Western Conference Quarter-Final 4-2 vs Dallas.

Player	Regular Season					Playoffs					Game-by-Game Results				Record			
	GP	G	A	PTS	PIM	GP	G	A	PTS	PIM	Date	Opponent	Result					
Ryan Smyth	66	27	34	61	67	6	2	0	2	16	O. 10	PHI	T. 3-2 OT	0-0-1-0				
Todd Marchant	77	20	40	60	48	6	0	2	2	2	O. 12	@ Nsh	L. 0-3	1-1-1-0				
Anson Carter	68	25	30	55	20	-	-	-	-	-	O. 15	@ Dal	L. 3-4	1-2-1-0				
Mike York	71	22	29	51	10	6	0	2	2	2	O. 19	BOS	L. 3-4	1-3-1-0				
Mike Comrie	69	20	31	51	90	6	1	0	1	10	O. 22	@ Col	T. 3-3 OT	1-3-2-0				
Radek Dvorak (NYY)	63	6	21	27	16	-	-	-	-	-	O. 24	STL	L. 1-2	1-4-2-0				
(EDM)	12	4	4	8	14	4	1	0	1	0	O. 26	ANA	L. 3-4	2-4-2-0				
(TOT)	75	10	25	35	30	-	-	-	-	-	O. 28	DAL	L. 3-4 OT	2-4-2-1				
Shawn Horcoff	78	12	21	33	55	6	3	1	4	6	N. 1	BUF	T. 1-1 OT	2-4-3-1				
Ethan Moreau	78	14	17	31	112	6	0	1	1	16	N. 3	@ Chi	W. 4-1	3-4-3-1				
Marty Reasoner	70	11	20	31	28	6	1	0	1	2	N. 5	@ NYR	L. 2-5	3-5-3-1				
Ales Hemsky	59	6	24	30	14	6	0	0	0	0	N. 8	@ NYI	L. 2-4	3-6-3-1				
Eric Brewer	80	8	21	29	45	6	1	3	4	6	N. 9	@ NJ	W. 6-3	4-6-3-1				
Janne Niinimaa	63	4	24	28	66	-	-	-	-	-	N. 11	@ Bos	L. 3-6	4-7-3-1				
Brad Isbister (NYI)	53	10	13	23	34	-	-	-	-	-	N. 12	@ Min	W. 3-2	5-7-3-1				
(EDM)	13	3	2	5	9	6	0	1	1	12	N. 15	STL	W. 5-0	6-7-3-1				
(TOT)	66	13	15	28	43	-	-	-	-	-	N. 16	LA	L. 1-4	7-8-3-1				
Steve Staios	76	5	21	26	96	6	0	0	0	4	N. 19	CHI	W. 3-1	8-8-3-1				
Jason Chimera	66	14	9	23	36	2	0	2	2	0	N. 21	@ Cgy	T. 3-1	8-8-3-1				
Daniel Cleary	57	4	13	17	31	-	-	-	-	-	N. 23	DET	T. 1-1 OT	8-8-4-1				
Fernando Pisani	35	8	5	13	10	6	1	0	1	2	N. 25	@ Det	W. 5-1 OT	9-8-4-1				
Georges Laraque	64	6	7	13	110	6	1	3	4	4	N. 27	@ Cbj	W. 3-1	10-8-4-1				
Jason Smith	68	4	8	12	64	6	0	0	0	19	N. 30	COL	W. 1-0	11-8-4-1				
Brian Swanson	44	2	10	12	10	-	-	-	-	-	D. 3	MIN	W. 2-1 OT	12-8-4-1				
Cory Cross (NYY)	26	0	4	4	16	-	-	-	-	-	D. 5	@ TB	L. 2-3	12-9-4-1				
(EDM)	11	2	3	5	8	6	0	1	1	20	D. 7	@ Fla	W. 4-0	13-9-4-1				
(TOT)	37	2	7	9	24	-	-	-	-	-	D. 8	@ Atl	W. 3-0	14-9-4-1				
Scott Ferguson	78	3	5	8	120	5	0	0	0	8	D. 13	CAR	W. 15-4	15-9-4-1				
Alexei Semenov	46	1	6	7	58	6	0	0	0	0	D. 14	VAN	W. 3-6	16-10-4-1				
Jiri Dopita	21	1	5	6	11	-	-	-	-	-	D. 17	@ Min	L. 3-4 OT	16-10-4-2				
Jani Rita	12	3	1	4	0	-	-	-	-	-	D. 19	@ Col	L. 1-2	16-11-4-2				
Ales Pasa	48	1	3	4	24	-	-	-	-	-	D. 21	@ Van	L. 3-4 OT	16-11-4-3				
Marc-Andre Bergeron	5	1	1	2	9	1	0	1	1	0	D. 26	VAN	L. 2-4	16-12-4-3				
Josh Green	20	0	2	2	12	-	-	-	-	-	D. 28	TOR	W. 3-2 OT	17-12-4-3				
Jarret Stoll	4	0	1	1	0	-	-	-	-	-	D. 30	@ Pho	L. 3-4 OT	17-12-4-4				
Jussi Markkanen	22	0	1	1	2	1	0	0	0	0	D. 31	@ Dal	L. 1-4	17-13-4-4				
Bobby Allen	1	0	0	0	0	-	-	-	-	-	J. 2	MIN	W. 5-2 OT	17-13-4-5				
Alex Henry	3	0	0	0	0	-	-	-	-	-	J. 4	MTL	L. 5-4 OT	18-13-4-5				
Kari Haakana	13	0	0	0	4	-	-	-	-	-	J. 6	@ SJ	T. 5-5 OT	18-13-5-5				
Tommy Salo	65	0	0	0	4	6	0	1	1	0	J. 8	@ Ana	W. 1-0	19-13-5-5				
GOALTENDER	GP	MIN	GA	SO	GAA	W-L-T	GP	MIN	GA	SOG	GAA	W-L-T	GP	MIN	GA	SOG	GAA	W-L-T
Jussi Markkanen	22	1180	51	3	2.59	7-8-3	1	14	1	04.29	0-0	J. 9	@ LA	W. 5-4	20-13-5-5			
Tommy Salo	65	3814	172	4	2.71	29-27-8	6	343	18	03.15	2-4	J. 11	OTT	L. 0-2	20-14-5-5			
												J. 13	CBJ	L. 8-5	21-14-5-5			
												J. 16	LA	W. 2-0	22-14-5-5			
												J. 18	NSH	L. 2-3 OT	22-14-5-6			
												J. 20	@ Cgy	L. 3-4	22-15-5-6			
												J. 22	DET	W. 4-3 OT	23-15-5-6			
												J. 24	PHO	L. 1-5	23-16-5-6			
												J. 29	MIN	W. 5-1	24-16-5-6			
												F. 5	@ Van	L. 3-1	24-16-6-6			
												F. 7	ANA	T. 2-1	25-16-6-6			
												F. 8	CGY	W. 3-4	25-17-6-6			
												F. 11	CHI	L. 0-3	25-18-6-6			
												F. 13	@ Tor	W. 5-4	26-18-6-6			
												F. 15	@ Mtl	L. 0-2	26-19-6-6			
												F. 18	@ Pit	L. 3-4 OT	26-20-6-6			
												F. 20	DET	L. 2-6	26-21-6-7			
												F. 22	VAN	L. 2-3 OT	26-21-6-8			
												F. 23	ATL	L. 2-3 OT	26-21-7-8			
												F. 25	@ Col	L. 1-4	26-22-7-8			
												F. 27	@ Stl	L. 2-4	26-23-7-8			
												M. 1	@ Cbj	L. 3-3 OT	26-23-8-8			
												M. 4	SJ	W. 2-1	27-23-8-8			
												M. 6	@ LA	W. 2-1	28-23-8-8			
												M. 7	@ Ana	W. 4-1	29-23-8-8			
												M. 10	TOR	L. 2-3	29-24-8-8			
												M. 11	@ Cgy	W. 5-2	30-24-8-8			
												M. 13	NYI	L. 2-5	30-25-8-8			
												M. 15	DAL	W. 4-3	31-25-8-8			
												M. 17	@ Nsh	L. 5-3	31-26-8-8			
												M. 20	@ Pho	L. 2-3 OT	32-25-8-9			
												M. 22	WSH	W. 3-3	33-25-8-9			
												M. 23	NSH	W. 4-2 OT	33-25-8-9			
												M. 26	PHO	W. 3-0	34-25-8-9			
												M. 28	CBJ	W. 4-0	35-25-8-9			
												M. 30	@ Chi	T. 4-4 OT	36-25-9-9			
												M. 31	@ Stl	L. 5-5 OT	36-25-10-9			
												A. 3	SJ	L. 3-3 OT	36-25-11-9			
												A. 5	CGY	L. 1-4	36-26-11-9			



EDMONTON OILERS 2003-04 RESULTS & STATISTICS

COACH	REGULAR SEASON							GF	GA	PLAYOFFS				
	GP	W	L	T	OTL	PTS				GP	W	L	GF	GA
Craig MacTavish	82	36	29	12	5	89		221	208	—	—	—	—	—

4th Northwest Division, 9th Western Conference, 17th Overall. Playoffs: Did Not Qualify.

PLAYER	REGULAR SEASON					PLAYOFFS					DATE	GAME-BY-GAME RESULTS		RECORD	
	GP	G	A	PTS	PIM	GP	G	A	PTS	PIM		OPPONENT	RESULT		
Ryan Smyth	82	23	36	59	70	—	—	—	—	—	O. 9	SJ	W, 3-2	1-0-0-0	
Radek Dvorak	78	15	35	50	26	—	—	—	—	—	O. 11	@ Van	L, 3-3	1-1-0-0	
Petr Nedved (NJR)	65	14	17	31	42	—	—	—	—	—	O. 14	@ Cgy	L, 0-1	1-2-0-0	
(EDM)	16	5	10	15	4	—	—	—	—	—	O. 16	BUF	W, 4-1	2-2-0-0	
(TOT)	81	19	27	46	46	—	—	—	—	—	O. 18	COL	W, 6-3	3-2-0-0	
Mike York	61	16	26	42	15	—	—	—	—	—	O. 21	STL	L, 4-6	3-3-0-0	
Shawn Horcoff	80	15	25	40	73	—	—	—	—	—	O. 23	@ Col	L, 1-6	3-4-0-0	
Raffi Torres	80	20	14	34	65	—	—	—	—	—	O. 25	CGY	L, 2-4	3-5-0-0	
Ales Hemsky	71	12	22	34	14	—	—	—	—	—	O. 30	CBJ	T, W, 4-3 OT	4-5-0-0	
Ethan Moreau	81	20	12	32	96	—	—	—	—	—	N. 1	DET	T, 4-4 OT	4-5-1-0	
Fernando Pisani	76	16	14	30	46	—	—	—	—	—	N. 4	@ Mtl	W, 4-2	5-5-1-0	
Steve Staios	82	6	22	28	86	—	—	—	—	—	N. 6	@ Ott	T, 3-3 OT	5-5-2-0	
Marc-Andre Bergeron	54	9	17	26	26	—	—	—	—	—	N. 8	@ Tor	L, 1-4	5-6-2-0	
Eric Brewer	77	7	18	25	67	—	—	—	—	—	N. 10	@ NYR	L, 5-4	6-6-2-0	
Cory Cross	68	7	14	21	56	—	—	—	—	—	N. 11	@ Bos	L, 3-4	6-7-2-0	
Jarret Stoll	68	10	11	21	42	—	—	—	—	—	N. 13	@ Min	W, 2-0	7-7-2-0	
Jason Smith	68	7	12	19	98	—	—	—	—	—	N. 15	CGY	W, 2-1 OT	8-7-2-0	
Adam Oates	60	2	16	18	8	—	—	—	—	—	N. 18	CHI	W, 5-2	9-7-2-0	
Igor Ulanov	42	5	13	18	28	—	—	—	—	—	N. 20	TOR	W, 3-2	10-7-2-0	
Brad Isbister	51	10	8	18	54	—	—	—	—	—	N. 22	MTL	L, 3-4	10-8-2-0	
Georges Laraque	66	6	11	17	99	—	—	—	—	—	N. 25	@ CBJ	T, 3-3 OT	10-8-3-0	
Jason Chimera	60	4	8	12	57	—	—	—	—	—	N. 28	COL	L, 1-4	10-10-3-0	
Marty Reasoner	17	2	6	8	10	—	—	—	—	—	N. 30	SJ	L, 1-2	10-11-3-0	
Scott Ferguson	52	1	5	6	80	—	—	—	—	—	O. 3	MIN	L, 0-1	10-12-3-0	
Alexei Semenov	46	2	3	5	32	—	—	—	—	—	D. 6	PIT	W, 4-3	11-12-3-0	
Mike Bishai	14	0	2	2	19	—	—	—	—	—	D. 9	CAR	L, 2-3	11-13-3-0	
Petr Sarno	6	1	0	1	2	—	—	—	—	—	D. 11	@ SJ	T, 2-2 OT	11-13-4-0	
Mikko Luoma	3	0	1	1	0	—	—	—	—	—	D. 12	@ Pho	T, 3-3 OT	11-13-5-0	
Ty Conklin	38	0	0	0	17	—	—	—	—	—	D. 14	@ Ana	T, W, 3-2	12-13-5-0	
GOALTENDER	GP	MINs	GA	SO	GAA	W-L-T	GP	MIN	GA	SOGAA	W-L				
Jussi Markkanen (NJR)	26	1244	53	2	2.56	8-12-1	—	—	—	—	—	D. 16	@ LA	L, 2-4	12-14-5-0
(EDM)	7	393	12	0	1.83	2-2-2	—	—	—	—	—	D. 18	MIN	T, 1-1 OT	12-14-6-0
(TOT)	33	1638	65	2	2.38	10-14-3	—	—	—	—	—	D. 20	VAN	L, 0-3	12-15-6-0
Ty Conklin	38	2085	84	1	2.42	17-14-4	—	—	—	—	—	D. 23	@ Cgy	L, 1-2	12-16-6-0
Tommy Salo	44	2481	107	3	2.58	17-18-6	—	—	—	—	—	D. 27	@ Van	W, 6-2	13-16-6-0
Stephen Valiquette	1	14	2	0	8.57	0-0-0	—	—	—	—	—	D. 28	CGY	L, 1-2	13-17-6-0



EDMONTON OILERS 2005-06 RESULTS & STATISTICS

COACH	REGULAR SEASON								PLAYOFFS				
	GP	W	L	T	OTL	PTS	GF	GA	GP	W	L	GF	GA
Craig MacTavish	82	41	28	13	95	256	251		24	15	9	70	61

3rd Northwest Division, 8th Western Conference, 14th Overall. Playoffs: Won Western Conference Quarter-Final 4-2 vs Detroit, Won Western Conference Semi-Final 4-2 vs San Jose, Won Western Conference Final 4-1 vs Anaheim, Lost Stanley Cup Final 4-3 vs Carolina.

PLAYER	REGULAR SEASON					PLAYOFFS					GAME-BY-GAME RESULTS			
	GP	G	A	PTS	PIM	GP	G	A	PTS	PIM	DATE	OPPONENT	RESULT	RECORD
Ales Hemsky	81	19	58	77	64	24	6	11	17	14	O. 5	COL	W, 4-3	1-0-0
Shawn Horcoff	79	22	51	73	85	24	7	12	19	12	O. 8	VAN	W, 4-3 SO	2-0-0
Jarret Stoll	82	22	46	68	74	24	4	6	10	24	O. 10	@ Ana	W, 4-2	3-0-0
Ryan Smyth	75	36	30	66	58	24	8	9	17	22	O. 11	@ LA	L, 1-3	3-1-0
Chris Pronger	80	12	44	56	74	24	5	16	21	26	O. 14	DAL	L, 2-3	3-2-0
Sergei Samsonov (BOS)	55	18	19	37	22	-	-	-	-	-	O. 15	@ Cgy	L, 0-3	3-3-0
(EDM)	19	5	11	16	6	24	4	11	15	14	O. 18	PHO	L, 3-3 OT	3-3-0
Jaroslav Spacek (CHI)	74	23	30	53	28	-	-	-	-	-	O. 20	@ Cgy	L, 1-3	3-4-1
(EDM)	31	5	14	19	24	24	3	11	14	24	O. 21	COL	L, 1-7	3-5-1
(TOT)	76	12	31	43	96	-	-	-	-	-	O. 25	@ Col	L, 3-5	3-6-1
Raffi Torres	82	27	14	41	50	22	4	7	11	16	O. 28	@ Dal	W, 5-3	4-6-1
Fernando Pisani	80	18	19	37	42	24	14	4	18	10	O. 29	@ Nsh	W, 5-1	5-6-1
Marc-Andre Bergeron	75	15	20	35	38	18	2	1	3	14	N. 1	CBJ	W, 5-1	6-6-1
Radek Dvorak	64	8	20	28	26	16	0	2	2	4	N. 3	@ Det	W, 4-3 OT	7-6-1
Steve Staios	82	8	20	28	84	24	1	5	6	28	N. 4	@ Stl	W, 7-2	8-6-1
Ethan Moreau	74	11	16	27	87	21	2	1	3	19	N. 7	@ Dal	L, 0-4	8-7-1
Marty Reasoner	58	9	17	26	20	-	-	-	-	-	N. 8	@ Nsh	L, 2-3	8-8-1
Michael Peca	71	9	14	23	56	24	6	5	11	20	N. 11	CBJ	W, 3-1	9-8-1
Jason Smith	76	4	13	17	84	24	1	4	5	16	N. 13	@ Chi	L, 1-3	9-9-1
Dick Tarnstrom (PIT)	33	5	5	10	52	-	-	-	-	-	N. 14	@ Col	W, 5-2	10-9-1
(EDM)	22	1	3	4	24	12	0	2	2	10	N. 17	DET	W, 6-5 OT	11-9-1
(TOT)	55	6	8	14	76	-	-	-	-	-	N. 19	CHI	L, 3-4	11-10-1
Georges Laraque	72	2	10	12	73	15	1	1	2	44	N. 21	SJ	W, 2-1 SO	12-10-1
Igor Ulanov	37	3	6	9	29	-	-	-	-	-	N. 23	@ Min	W, 4-3	13-10-1
Todd Harvey	63	5	2	7	32	10	1	1	2	4	N. 25	@ Cgy	W, 2-1 SO	14-10-1
Cory Cross	34	2	3	5	38	-	-	-	-	-	N. 29	COL	L, 2-3	14-11-1
Jani Rita	21	3	0	3	6	-	-	-	-	-	D. 1	VAN	W, 5-0	15-11-1
Rem Murray	9	1	1	2	2	24	0	4	4	2	D. 3	BOS	L, 4-5 OT	15-12-1
Alexei Semenov	11	1	1	2	17	-	-	-	-	-	D. 10	@ Phi	W, 3-2	16-12-1
Matt Greene	27	0	2	2	43	18	0	1	1	34	D. 13	@ NYI	W, 2-3 SO	17-13-1
Marc-Antoine Pouliot	8	1	0	1	0	-	-	-	-	-	D. 15	MTL	L, 1-2 SO	18-14-1
Brad Winchester	19	0	1	1	21	10	1	2	3	4	D. 17	@ Van	W, 5-4 OT	19-14-1
Jussi Markkanen	37	0	1	1	0	6	0	0	0	0	D. 19	CGY	W, 5-4	20-14-1
Dwayne Roloson (MIN)	24	0	0	0	6	-	-	-	-	-	D. 21	@ Van	W, 7-6	21-14-1
(EDM)	19	0	1	1	2	18	0	2	2	14	D. 23	LA	W, 5-3	21-15-1
(TOT)	39	0	1	1	8	-	-	-	-	-	D. 26	MIN	L, 1-4	21-16-1
Mathieu Roy	1	0	0	0	0	-	-	-	-	-	D. 28	MIN	L, 2-4	21-17-1
Yan Stastny	3	0	0	0	0	-	-	-	-	-	D. 30	NSH	W, 4-2	22-17-1
Kris Kolanos	6	0	0	0	2	-	-	-	-	-	D. 31	@ Cgy	L, 4-6	22-18-1
Jean-Francois Jacques	7	0	0	0	0	-	-	-	-	-	J. 1	CHI	W, 5-0	23-14-1
Dan Smith	7	0	0	0	7	-	-	-	-	-	J. 3	TOR	W, 2-3	23-15-1
Kyle Brodziak	10	0	0	0	4	-	-	-	-	-	J. 7	@ Pit	L, 3-1	24-15-1
Danny Syvret	10	0	0	0	6	-	-	-	-	-	J. 12	@ NYR	L, 4-5 OT	24-16-1
Ty Conklin	18	0	0	0	2	-	-	-	-	-	J. 14	OTT	L, 3-5	24-17-1
Mike Morrison	21	0	0	0	2	-	-	-	-	-	J. 16	BUF	L, 1-3	24-18-1
Toby Petersen	-	-	-	-	-	2	1	0	1	0	J. 19	@ SJ	W, 3-2 SO	25-17-1
											J. 21	@ Phn	L, 3-4 SO	25-18-1
											J. 23	CGY	L, 1-3	25-19-1
											J. 25	@ Ana	W, 6-3	26-18-1
											J. 28	@ LA	W, 4-3	27-18-1
											F. 2	@ Phn	W, 4-3 SO	28-18-1
											F. 4	CBJ	L, 1-2 SO	28-19-1
											F. 6	VAN	W, 3-1	29-18-1
											F. 7	ANA	W, 6-5 SO	30-18-1
											F. 10	@ Col	L, 2-5	30-19-1
											F. 12	MIN	L, 3-6	30-20-1
											M. 1	STL	L, 4-5 SO	30-21-1
											M. 3	STL	L, 2-4	30-22-1
											M. 5	SJ	W, 3-2 OT	31-21-1
											M. 9	NSH	W, 3-2 OT	32-21-1
											M. 12	DAL	L, 2-4 SO	32-22-1
											M. 15	@ SJ	L, 2-4	32-23-1
											M. 18	@ CBJ	L, 3-4 OT	32-24-1
											M. 21	@ Min	L, 3-4	32-25-1
											M. 23	@ Min	W, 2-1	33-23-10
											M. 26	CGY	W, 3-2 OT	34-23-10
											M. 28	DET	L, 3-4 SO	34-24-11
											M. 30	VAN	L, 1-4	34-25-11
											M. 31	@ Van	L, 3-4 SO	34-26-12
											M. 32	@ Van	W, 3-2	35-24-12
											M. 33	@ Col	L, 2-3 SO	36-24-12
											M. 34	LA	W, 4-2	37-25-12
											A. 1	PHO	L, 1-4	37-26-12
											A. 3	CGY	W, 7-1	38-26-12
											A. 6	@ Phn	L, 1-2	38-27-13
											A. 7	@ Min	W, 4-3 OT	39-26-13
											A. 9	@ Stl	L, 1-2	39-27-13
											A. 11	@ Det	L, 0-2	39-28-13
											A. 13	ANA	W, 4-0	40-28-13
											A. 17	COL	W, 4-2	41-28-13



EDMONTON OILERS 2006-07 RESULTS & STATISTICS

COACH	REGULAR SEASON							PLAYOFFS					
	GP	W	L	T	OTL	PTS	GF	GA	GP	W	L	GF	GA
Craig MacTavish	82	32	43	7	71	195	248		—	—	—	—	—

5th Northwest Division, 12th Western Conference, 25th Overall. Playoffs: Did Not Qualify

PLAYER	REGULAR SEASON					PLAYOFFS					DATE	GAME-BY-GAME RESULTS		RECORD
	GP	G	A	PTS	PIM	GP	G	A	PTS	PIM		OPPONENT	RESULT	
Ryan Smyth	53	31	22	53	38	—	—	—	—	—	O. 5	CGY	W. 3-1	1-0-0
Petr Sykora	82	22	31	53	40	—	—	—	—	—	O. 7	@Cgy	L. 1-2	1-1-0
Ales Hemsky	64	13	40	53	40	—	—	—	—	—	O. 12	SJ	W. 6-4	2-1-0
Shawn Horcoff	80	16	35	51	56	—	—	—	—	—	O. 14	@Col	W. 4-3	3-1-0
Jarret Stoll	51	13	26	39	48	—	—	—	—	—	O. 16	@Van	L. 1-2	3-2-0
Raffi Torres	82	15	19	34	88	—	—	—	—	—	O. 17	VAN	W. 2-1	4-2-0
Joffrey Lupul	81	16	12	28	45	—	—	—	—	—	O. 21	DET	W. 3-1	5-2-0
Fernando Pisani	77	14	14	28	40	—	—	—	—	—	O. 23	PHO	W. 5-2	6-2-0
Marc-Andre Bergeron	55	8	17	25	28	—	—	—	—	—	O. 25	@Ana	L. 2-6	6-3-0
Marty Reasoner	72	6	14	20	60	—	—	—	—	—	O. 26	@Pho	L. 2-6	6-4-0
Steve Staios	58	2	15	17	97	—	—	—	—	—	O. 28	WSH	W. 4-0	7-4-0
Patrick Thoresen	68	4	12	16	52	—	—	—	—	—	N. 1	NSH	L. 3-5	7-5-0
Daniel Tjernqvist	37	3	12	15	30	—	—	—	—	—	N. 3	DAL	L. 2-3	7-6-0
Toby Petersen	64	6	9	15	4	—	—	—	—	—	N. 7	@Mtl	W. 2-3 SO	7-7-1
Petr Nedved (PHI)	21	1	6	7	18	—	—	—	—	—	N. 8	@Det	L. 0-3	7-8-1
(EDM)	19	1	4	5	10	—	—	—	—	—	N. 10	@CBJ	W. 4-1	8-7-1
(TOTAL)	40	2	10	12	28	—	—	—	—	—	N. 12	@Stl	L. 3-5	8-8-1
Marc Pouliot	46	4	7	11	18	—	—	—	—	—	N. 13	@Col	W. 2-1	9-9-1
Jason Smith	82	2	9	11	103	—	—	—	—	—	N. 16	STL	W. 6-2	10-9-1
Ladislav Smid	77	3	7	10	37	—	—	—	—	—	N. 18	DET	W. 4-3 SO	11-8-1
Matt Greene	78	1	9	10	109	—	—	—	—	—	N. 21	CGY	W. 2-1	12-8-1
Brad Winchester	59	4	5	9	86	—	—	—	—	—	N. 24	CHI	W. 5-1	13-9-1
Jan Hejda	39	1	8	9	20	—	—	—	—	—	N. 28	ANA	L. 2-3 OT	13-10-2
Tom Gilbert	12	1	5	6	0	—	—	—	—	—	N. 30	COL	L. 3-7	13-11-2
Dwayne Roloson	68	0	3	3	12	—	—	—	—	—	D. 2	CBJ	L. 0-4	13-12-2
Mathieu Roy	16	2	0	2	30	—	—	—	—	—	D. 4	@Van	W. 4-0	14-10-2
Zack Stortini	29	1	0	1	105	—	—	—	—	—	D. 6	CAR	W. 3-1	15-10-2
Ethan Moreau	7	1	0	1	12	—	—	—	—	—	D. 8	@Dal	W. 2-0	16-10-2
Kyle Brodziak	6	1	0	1	2	—	—	—	—	—	D. 10	@Chi	L. 1-4	16-11-2
Robert Nilsson	4	1	0	1	4	—	—	—	—	—	D. 12	@Nsh	L. 2-3	16-12-2
Danny Syvret	16	0	1	1	6	—	—	—	—	—	D. 14	MIN	W. 3-1	17-12-2
Jean-Francois Jacques	37	0	0	0	33	—	—	—	—	—	D. 15	@Col	L. 1-4	17-13-2
Jussi Markkanen	22	0	0	0	0	—	—	—	—	—	D. 19	COL	L. 6-7	17-14-2
Bryan Young	15	0	0	0	10	—	—	—	—	—	D. 21	@Pho	W. 3-2	18-14-2
Sebastien Baisailon	2	0	0	0	0	—	—	—	—	—	D. 23	@Dal	L. 2-3	18-15-2
Alexei Mikhnov	2	0	0	0	0	—	—	—	—	—	D. 28	LA	L. 4-7	18-16-2
Rob Schremp	1	0	0	0	0	—	—	—	—	—	D. 30	VAN	L. 2-6	18-17-2
											D. 31	@Cgy	L. 2-4	18-18-2
											J. 2	FLA	W. 4-1	19-18-2
											J. 4	DAL	L. 5-6 SO	19-18-3
											J. 5	@Van	L. 2-3 OT	19-18-4
											J. 8	@LA	W. 2-1 OT	20-18-4
											J. 10	@SJ	W. 3-2	21-18-4
											J. 12	MIN	L. 2-4	21-19-4
											J. 13	@Cgy	L. 1-3	21-20-4
											J. 16	@Min	W. 2-1	22-20-4
											J. 18	ANA	W. 4-1	23-20-4
											J. 20	CGY	L. 0-4	23-21-4
											J. 26	SJ	L. 1-5	23-22-4
											J. 27	LA	W. 4-3	24-22-4
											F. 31	CBJ	W. 2-2	25-22-4
											F. 1	@Van	L. 3-5	25-23-4
											F. 3	@Col	W. 3-2	26-23-4
											F. 6	VAN	L. 2-5	26-24-4
											F. 9	CHI	W. 2-1	27-24-4
											F. 11	ATL	W. 5-1	28-24-4
											F. 13	@Bos	L. 0-3	28-25-4
											F. 15	@Buf	L. 1-2 OT	28-25-5
											F. 17	@Tor	L. 3-4	28-26-5
											F. 20	@Ott	L. 3-4 SO	28-26-6
											F. 22	@CBJ	W. 4-0	29-26-6
											F. 23	@Det	W. 4-3 SO	30-26-6
											F. 25	@Min	L. 1-4	30-27-6
											F. 27	PHO	L. 0-3	30-28-6
											M. 1	MIN	L. 0-5	30-29-6
											M. 3	CGY	L. 2-4	30-30-6
											M. 7	TB	L. 1-3	30-31-6
											M. 9	@Ana	L. 1-5	30-32-6
											M. 11	@SJ	L. 0-3	30-33-6
											M. 12	@LA	L. 1-5	30-34-6
											M. 15	MIN	L. 1-2	30-35-6
											M. 17	STL	L. 2-3 OT	30-35-7
											M. 19	VAN	L. 1-2	30-36-7
											M. 21	COL	L. 1-5	30-37-7
											M. 23	COL	W. 4-3 SO	31-37-7
											M. 24	NSH	L. 3-4	31-38-7
											M. 27	@Nsh	L. 3-4	31-39-7
											M. 29	@Stl	L. 2-5	31-40-7
											A. 1	@Chi	L. 1-2	31-41-7
											A. 3	@Min	L. 0-3	31-42-7
											A. 5	@Min	L. 0-3	31-43-7
											A. 7	@Cgy	W. 3-2	32-43-7



EDMONTON OILERS 2007-08 RESULTS & STATISTICS

COACH	REGULAR SEASON						PLAYOFFS						
	GP	W	L	T	OTL	PTS	GF	GA	GP	W	L	GF	GA
Craig MacTavish	82	41	35	6	88	235	251						
4th Northwest Division, 9th Western Conference, 19th Overall. Playoffs: Did Not Qualify													

4th Northwest Division, 9th Western Conference, 19th Overall. Playoffs: Did Not Qualify

PLAYER	REGULAR SEASON					PLAYOFFS					GAME-BY-GAME RESULTS				RECORD
	GP	G	A	PTS	PIM	GP	G	A	PTS	PIM	DATE	OPPONENT	RESULT		
Ales Hemsky	74	20	51	71	34	-	-	-	-	-	O. 4	SJ	W. 3-2 SO	1-0-0	
Shawn Horcoff	53	21	29	50	30	-	-	-	-	-	O. 6	PHI	W. 5-3	2-0-0	
Sam Gagner	79	13	36	49	23	-	-	-	-	-	O. 8	@ Det	L. 2-4	2-1-0	
Dustin Penner	82	23	24	47	45	-	-	-	-	-	O. 10	@ Min	L. 0-2	2-2-0	
Andrew Cogliano	82	18	27	45	20	-	-	-	-	-	O. 12	VAN	L. 2-5	2-3-0	
Robert Nilsson	71	10	31	41	22	-	-	-	-	-	O. 13	@ Van	L. 1-4	2-4-0	
Jarret Stoll	81	14	22	36	74	-	-	-	-	-	O. 18	@ Pho	W. 4-2	3-4-0	
Tom Gilbert	82	13	20	33	20	-	-	-	-	-	O. 20	@ Cgy	L. 1-4	3-5-0	
Kyle Brodziak	80	14	17	31	33	-	-	-	-	-	O. 23	COL	L. 2-4	3-6-0	
Joni Pitkanen	63	8	18	26	56	-	-	-	-	-	O. 25	MIN	W. 5-4 SO	4-6-0	
Curtis Glencross (CBJ)	36	6	6	12	25	-	-	-	-	-	O. 27	@ LA	L. 1-4	4-7-0	
(EDM)	26	9	4	13	28	-	-	-	-	-	O. 28	@ Ana	W. 3-2 SO	5-7-0	
(TOTAL)	62	15	10	25	53	-	-	-	-	-	O. 30	DET	L. 1-4	5-8-0	
Marty Reasoner	82	11	14	25	50	-	-	-	-	-	N. 2	NSH	L. 1-4	5-9-0	
Fernando Pisani	56	13	9	22	28	-	-	-	-	-	N. 5	@ Min	L. 2-5	5-10-0	
Denis Grebeshkov	71	3	15	18	22	-	-	-	-	-	N. 7	@ Col	L. 3-4 SO	5-10-1	
Steve Staios	82	7	9	16	121	-	-	-	-	-	N. 10	@ Cgy	W. 4-2	6-10-1	
Geoff Sanderson	41	3	10	13	16	-	-	-	-	-	N. 14	@ Van	W. 1-0 SO	7-10-1	
Zack Stortini	66	3	9	12	201	-	-	-	-	-	N. 15	MIN	L. 2-4	7-11-1	
Raffi Torres	32	5	6	11	36	-	-	-	-	-	N. 17	CGY	L. 1-3	7-12-1	
Sheldon Souray	26	3	7	10	36	-	-	-	-	-	N. 20	VAN	W. 5-4 SO	8-12-1	
Ethan Moreau	25	5	4	9	39	-	-	-	-	-	N. 22	COL	L. 2-3	8-13-1	
Marc Pouliot	24	1	6	7	12	-	-	-	-	-	N. 24	CHI	W. 3-2 SO	9-13-1	
Dick Tarnstrom	29	1	4	5	40	-	-	-	-	-	N. 26	CBJ	W. 3-1	10-13-1	
Ladislav Smid	65	0	4	4	58	-	-	-	-	-	N. 28	@ Col	L. 2-4	10-14-1	
Patrick Thoresen	17	2	1	3	6	-	-	-	-	-	N. 30	vs ANA	W. 5-1	11-14-1	
Matt Greene	46	0	1	1	53	-	-	-	-	-	D. 2	@ Ana	W. 4-0	12-14-1	
Dwayne Roloson	43	0	1	1	2	-	-	-	-	-	D. 3	@ LA	W. 4-3 SO	13-14-1	
Mathieu Roy	13	0	1	1	27	-	-	-	-	-	D. 5	PIT	L. 2-4	13-15-1	
Mathieu Garon	47	0	0	0	8	-	-	-	-	-	D. 7	STL	L. 3-4	13-16-1	
Allan Rourke	13	0	0	0	5	-	-	-	-	-	D. 10	@ Dal	L. 4-5 OT	13-16-2	
Jean-Francois Jacques	9	0	0	0	2	-	-	-	-	-	D. 11	@ Stl	W. 5-4 SO	14-16-2	
Rob Schremp	2	0	0	0	0	-	-	-	-	-	D. 13	@ Det	W. 4-3 SO	15-16-2	
Bryan Young	2	0	0	0	0	-	-	-	-	-	D. 15	VAN	W. 2-1 SO	16-16-2	
Liam Reddox	1	0	0	0	0	-	-	-	-	-	D. 18	DAL	L. 1-2 SO	16-16-3	
Theo Peckham	1	0	0	0	2	-	-	-	-	-	D. 21	NJ	L. 1-3	16-17-3	
											D. 23	@ Chi	L. 2-3	16-18-3	
											D. 27	ANA	L. 1-2	16-19-3	
											D. 29	@ Min	L. 4-5 OT	16-19-4	
											D. 31	@ CBJ	L. 16-20-4		
											J. 2	@ Stl	W. 3-2 OT	17-20-4	
											J. 3	@ Nsh	L. 2-5	17-21-4	
											J. 5	NYR	W. 3-2 SO	18-21-4	
											J. 7	NYI	W. 4-0	19-21-4	
											J. 10	PHO	W. 5-2	20-21-4	
											J. 13	CGY	W. 2-1	21-21-4	
											J. 15	LA	L. 1-3	21-22-4	
											J. 17	@ Wsh	L. 4-5 SO	21-22-5	
											J. 18	@ Car	L. 2-7	21-23-5	
											J. 20	@ Atl	W. 4-2	22-23-5	
											J. 22	@ TB	L. 3-4	22-24-5	
											J. 24	@ Fla	W. 4-3 SO	23-24-5	
											J. 29	SJ	L. 0-3	23-25-5	
											F. 1	DAL	L. 1-4	23-26-5	
											F. 4	CGY	W. 5-0	24-26-5	
											F. 6	CHI	W. 4-1	25-26-5	
											F. 9	@ Cgy	L. 1-4	25-27-5	
											F. 12	MIN	W. 4-2	26-27-5	
											F. 14	@ SJ	W. 3-2	27-27-5	
											F. 16	@ Van	L. 2-4	27-28-5	
											F. 19	@ Nsh	L. 4-5	27-29-5	
											F. 22	@ Dal	L. 2-5	27-30-5	
											F. 24	COL	W. 3-2	28-30-5	
											F. 26	DET	W. 4-3 SO	29-30-5	
											F. 28	LA	W. 5-4	30-30-5	
											M. 2	CBJ	W. 4-3 SO	31-30-5	
											M. 4	NSH	L. 1-5	31-31-5	
											M. 7	@ CBJ	L. 2-1 OT	32-31-5	
											M. 9	@ Chi	W. 6-5 OT	33-31-5	
											M. 11	STL	W. 4-3 OT	34-31-5	
											M. 13	@ Col	L. 1-5	34-32-5	
											M. 15	@ Pho	W. 5-2	35-32-5	
											M. 16	@ SJ	W. 2-1 SO	36-32-5	
											M. 18	PHO	W. 8-4	37-32-5	
											M. 20	VAN	L. 1-4	37-33-5	
											M. 22	COL	W. 7-5	38-33-5	
											M. 24	MIN	W. 5-3	39-33-5	
											M. 26	@ Min	L. 1-3	39-34-5	
											M. 28	W Col	L. 4-5 SO	39-34-6	
											M. 29	@ Cgy	L. 2-1	40-34-6	
											A. 1	CGY	L. 2-3	40-35-6	
											A. 3	@ Van	W. 2-1	41-35-6	
GOALTENDER	GP	MINs	GA	SO	GAA.	W-L-T	GP	MIN	GA	SO	GAA.	W-L			
Mathieu Garon	47	2658	118	4	2.66	26-18-1	-	-	-	-	-	-	-	-	
Dwayne Roloson	43	2340	119	0	3.05	15-17-5	-	-	-	-	-	-	-	-	



EDMONTON OILERS 2008-09 RESULTS & STATISTICS

COACH	REGULAR SEASON							PLAYOFFS					
	GP	W	L	T	OTL	PTS	GF	GA	GP	W	L	GF	GA
Craig MacTavish	82	38	35	9	85	234	238		—	—	—	—	—

4th Northwest Division, 11th Western Conference, 21st Overall. Playoffs: Did Not Qualify

PLAYER	REGULAR SEASON					PLAYOFFS					DATE	GAME-BY-GAME RESULTS		RECORD
	GP	G	A	PTS	PIM	GP	G	A	PTS	PIM		OPPONENT	RESULT	
Ales Hemsky	72	23	43	66	32	—	—	—	—	—	O. 12	COL	W, 3-2	1-0-0
Sheldon Souray	81	23	30	53	98	—	—	—	—	—	O. 15	@ Ana	W, 3-2	2-0-0
Shawn Horcoff	80	17	36	53	39	—	—	—	—	—	O. 17	@ Cgy	W, 4-3	3-0-0
Tom Gilbert	82	5	40	45	26	—	—	—	—	—	O. 18	CGY	W, 3-2	4-0-0
Sam Gagner	76	16	25	41	51	—	—	—	—	—	O. 22	@ Chi	L, 0-3	4-1-0
Denis Grebeshkov	72	7	32	39	38	—	—	—	—	—	O. 23	@ Col	L, 1-4	4-2-0
Andrew Coglian	82	18	20	38	22	—	—	—	—	—	O. 25	@ Van	L, 3-6	4-3-0
Dustin Penner	78	17	20	37	61	—	—	—	—	—	O. 27	BOS	L, 0-1 OT	4-3-1
Lubomir Visnovsky	50	8	23	31	30	—	—	—	—	—	O. 30	@ Nsh	L, 1-3	4-4-1
Robert Nilsson	64	9	20	29	26	—	—	—	—	—	N. 1	@ Car	W, 3-1	5-4-1
Erik Cole	63	16	11	27	63	—	—	—	—	—	N. 2	@ Phi	W, 5-4	6-4-1
Kyle Brodziak	79	11	16	27	21	—	—	—	—	—	N. 5	@ CBJ	L, 4-5	6-5-1
Ethan Moreau	77	14	12	26	133	—	—	—	—	—	N. 6	@ Pit	L, 4-5	6-6-1
Marc Pouliot	63	8	12	20	23	—	—	—	—	—	N. 9	@ NJ	W, 2-1	7-6-1
Fernando Pisani	38	7	8	15	14	—	—	—	—	—	N. 10	@ NYR	W, 3-2 SO	8-6-1
Steve Staios	80	2	12	16	92	—	—	—	—	—	N. 13	TOR	L, 2-5	8-7-1
Liam Reddix	46	5	7	12	10	—	—	—	—	—	N. 15	COL	L, 2-3 SO	8-7-2
Ales Kotalik	19	7	4	11	6	—	—	—	—	—	N. 17	@ Det	L, 0-4	8-8-2
Zack Stortini	52	6	5	11	181	—	—	—	—	—	N. 18	@ CBJ	W, 7-2	9-9-2
Ladislav Smid	60	0	11	11	57	—	—	—	—	—	N. 20	DET	L, 3-4	9-10-2
Jason Strudwick	71	2	7	9	60	—	—	—	—	—	N. 26	LA	L, 1-2	10-10-2
Patrick O'Sullivan	19	2	4	6	12	—	—	—	—	—	N. 29	@ STL	W, 4-2	10-11-2
Gilbert Brule	11	2	1	3	12	—	—	—	—	—	N. 30	@ Dal	L, 3-4	11-11-2
Rob Schremp	4	0	3	3	2	—	—	—	—	—	D. 3	DAL	W, 5-2	12-11-2
Ryan Potulny	8	0	3	3	0	—	—	—	—	—	D. 5	@ LA	W, 5-4 SO	13-11-2
Steve MacIntyre	22	2	0	2	40	—	—	—	—	—	D. 6	@ SJ	W, 3-2 OT	13-12-2
Jean-Francois Jacques	7	1	0	1	9	—	—	—	—	—	D. 11	FLA	L, 0-2	14-12-2
Jesse Boulerice	2	0	0	0	0	—	—	—	—	—	D. 13	VAN	W, 3-0	14-13-2
Tim Sestito	1	0	0	0	0	—	—	—	—	—	D. 16	CHI	L, 2-9	14-14-2
Taylor Chorney	2	0	0	0	0	—	—	—	—	—	D. 17	@ Van	L, 2-4	14-14-2
Theo Peckham	15	0	0	0	59	—	—	—	—	—	D. 19	ANA	L, 2-3 SO	14-14-3
											D. 22	PHO	W, 4-2	15-14-3
											D. 26	@ Van	W, 3-2	16-14-3
											D. 28	NSH	W, 2-2	17-14-3
											D. 30	OTT	L, 2-3	17-15-3
											D. 31	@ Van	L, 4-6	17-16-3
											J. 3	DAL	W, 4-1	18-16-3
											J. 5	NYI	W, 3-2	19-16-3
											J. 7	VAN	L, 2-4	19-17-3
											J. 9	SJ	L, 1-4	19-18-3
											J. 11	STL	W, 2-1	20-18-3
											J. 13	@ Wsh	W, 5-2	21-18-3
											J. 15	@ Min	L, 1-5	21-19-3
											J. 16	@ Col	W, 3-2	22-19-3
											J. 18	PHO	W, 6-3	23-19-3
											J. 20	COL	W, 4-3	24-19-3
											J. 27	BUF	L, 2-10	24-20-3
											J. 30	MIN	W, 3-1	25-20-3
											F. 1	NSH	L, 1-2	25-21-3
											F. 3	CHI	L, 1-2	26-22-3
											F. 5	@ STL	W, 2-1 SO	26-23-3
											F. 7	@ Det	L, 3-8	26-25-3
											F. 8	@ Min	L, 2-3 SO	26-26-3
											F. 11	MTL	W, 7-2	27-23-4
											F. 14	@ LA	W, 3-2 SO	28-23-4
											F. 16	@ Pho	W, 3-1	29-23-4
											F. 17	@ SJ	L, 2-4	29-24-4
											F. 19	@ Dal	L, 2-4	29-25-4
											F. 21	CGY	L, 2-3 SO	29-25-5
											F. 24	TB	W, 5-3	30-25-5
											F. 26	COL	L, 0-1	30-26-5
											F. 28	MIN	W, 3-2	31-26-5
											M. 3	@ Nsh	L, 5-6 OT	31-26-6
											M. 5	@ Ott	L, 2-4	31-27-6
											M. 7	@ tor	W, 4-1	32-27-6
											M. 10	@ Mtl	L, 3-4 OT	32-27-7
											M. 12	ATL	L, 3-4 OT	32-27-8
											M. 14	COL	L, 2-3 OT	32-27-9
											M. 17	STL	W, 2-1 SO	33-27-9
											M. 19	@ Col	W, 6-1	34-27-9
											M. 20	@ Chi	W, 5-4 SO	35-27-9
											M. 22	@ Min+	L, 0-3	35-28-9
											M. 24	DET	L, 2-3	35-29-9
											M. 26	@ Pho	L, 2-3	35-30-9
											M. 27	@ Ana	W, 5-3	36-30-9
											M. 29	MIN	L, 2-3	36-31-9
											M. 31	ANA	L, 3-5	36-32-9
											A. 2	SJ	L, 1-2	36-33-9
											A. 4	VAN	W, 5-3	37-33-9
											A. 7	LA	L, 1-2	37-34-9
											A. 10	CGY	W, 5-1	38-34-9
											A. 11	@ Cgy	L, 1-4	38-35-9



EDMONTON OILERS 2009-10 RESULTS & STATISTICS

COACH	REGULAR SEASON								PLAYOFFS				
	GP	W	L	T	OTL	PTS	GF	GA	GP	W	L	GF	GA
Pat Quinn	82	27	47	8	62	214	284		—	—	—	—	—

5th Northwest Division, 15th Western Conference, 30th Overall. Playoffs: Did Not Qualify

PLAYER	REGULAR SEASON					PLAYOFFS					GAME-BY-GAME RESULTS				RECORD
	GP	G	A	PTS	PIM	GP	G	A	PTS	PIM	DATE	OPPONENT	RESULT		
Dustin Penner	82	32	31	63	38	—	—	—	—	—	O. 3	CGY	L 4-3		0-1-0
Sam Gagner	68	15	26	41	33	—	—	—	—	—	O. 6	DAL	W. 5-4 SO		1-1-0
Ryan Whitney	81	7	32	39	70	—	—	—	—	—	O. 8	CGY	L 4-3 SO		1-1-1
Gilbert Brule	65	17	20	37	38	—	—	—	—	—	O. 10	MTL	L 3-2		2-1-1
Shawn Horcoff	77	13	23	36	51	—	—	—	—	—	O. 12	@ Nsh	W. 6-1		3-1-1
Patrick O'Sullivan	73	11	23	34	32	—	—	—	—	—	O. 14	@ Chi	L 4-3		3-2-1
Ryan Potulny	64	15	17	32	28	—	—	—	—	—	O. 16	MIN	W. 5-2		4-2-1
Tom Gilbert	82	5	26	31	16	—	—	—	—	—	O. 19	VAN	W. 2-1		5-2-1
Andrew Coglian	82	10	18	28	31	—	—	—	—	—	O. 22	CBJ	W. 6-4		6-2-1
Robert Nilsson	60	11	16	27	12	—	—	—	—	—	O. 24	Cgy	L 5-2		6-3-1
Ales Hemsky	22	7	15	22	8	—	—	—	—	—	O. 25	Van	L 2-0		6-4-1
Mike Comrie	43	13	8	21	30	—	—	—	—	—	O. 27	COL	L 3-0		6-5-1
Ethan Moreau	76	9	9	18	62	—	—	—	—	—	O. 29	DET	W. 6-5 SO		7-5-1
Marc Pouliot	35	7	7	14	21	—	—	—	—	—	O. 31	Bos	L 2-0		7-6-1
Zack Stortini	77	4	9	13	155	—	—	—	—	—	N. 2	@ NYI	L 3-1		7-7-1
Sheldon Souray	37	4	9	13	65	—	—	—	—	—	N. 8	@ Col	L 4-2		7-8-1
Ryan Jones	49	8	4	12	26	—	—	—	—	—	N. 10	@ Ott	W. 5-3		8-8-1
Jean-Francois Jacques	49	4	7	11	78	—	—	—	—	—	N. 11	@ Buf	L 3-1		8-9-2
Aaron Johnson	41	4	6	10	35	—	—	—	—	—	N. 15	@ Atl	L 3-2		8-10-2
Ladislav Smid	51	1	8	9	39	—	—	—	—	—	N. 16	CBJ	L 3-2 SO		8-10-3
Fernando Pisani	40	4	4	8	10	—	—	—	—	—	N. 18	COL	W. 6-4		9-10-3
Jason Strudwick	72	0	6	6	50	—	—	—	—	—	N. 21	CHI	L 5-2		9-11-3
Ryan Stone	27	0	6	6	48	—	—	—	—	—	N. 23	PHO	W. 4-0		10-11-3
Taylor Chorney	42	0	3	3	12	—	—	—	—	—	N. 25	LA	L 3-1		10-12-3
Liam Reddix	9	0	2	2	4	—	—	—	—	—	N. 27	SJ	L 6-5 SO		10-12-4
Colin McDonald	2	1	0	1	0	—	—	—	—	—	N. 28	@ Van	L 7-3		10-13-4
Theo Peckham	15	0	1	1	43	—	—	—	—	—	D. 3	@ Det	W. 4-1		11-13-4
Christopher Minard	5	0	1	1	0	—	—	—	—	—	D. 5	@ Da	W. 3-2 SO		12-13-4
Alex Plante	4	0	1	1	2	—	—	—	—	—	D. 7	@ Fla	W. 3-2 SO		13-13-4
Ryan O'Marra	3	0	1	1	0	—	—	—	—	—	D. 9	@ TB	W. 3-2		14-13-4
Dean Arsene	13	0	0	0	41	—	—	—	—	—	D. 11	@ STL	W. 5-3		15-13-4
Charles Linglet	5	0	0	0	2	—	—	—	—	—	D. 15	LA	L 3-2		15-14-4
Johan Motin	1	0	0	0	0	—	—	—	—	—	D. 17	WSH	L 3-2		15-15-4
											D. 19	WSH	L 4-2		15-16-4
											D. 21	STL	L 7-2		15-17-4
											D. 23	@ Min	L 3-1		15-18-4
											D. 26	@ Van	L 4-1		15-19-4
											D. 28	CGY	L 4-1		15-20-4
											D. 30	TOR	W. 3-1		16-20-4
											D. 31	@ Cgy	L 2-1		16-21-4
											J. 2	@ SJ	L 4-1		16-22-4
											J. 5	PHO	L 5-4 OT		16-22-5
											J. 7	CBJ	L 4-2		16-23-5
											J. 12	NSH	L 5-3		16-24-5
											J. 14	PIT	L 3-2		16-25-5
											J. 16	@ SJ	L 4-2		16-26-5
											J. 18	@ Col	L 6-0		16-27-5
											J. 20	VAN	L 3-2 OT		16-27-6
											J. 22	DAL	L 4-3		16-28-6
											J. 26	CHI	L 4-2		16-29-6
											J. 28	STL	L 2-1		16-30-6
											J. 30	@ Cgy	L 6-1		16-31-6
											F. 1	CAR	W. 4-2		17-31-6
											F. 3	PHI	W. 1-0		18-31-6
											F. 4	@ Min	L 4-2		18-32-6
											F. 6	@ Col	L 3-0		18-33-6
											F. 8	@ Pho	L 6-1		18-34-6
											F. 10	@ Ana	L 3-2		18-35-6
											F. 11	@ LA	W. 3-2 SO		19-35-6
											F. 14	ANA	L 7-3		19-36-6
											M. 2	@ Nsh	L 4-3		19-37-6
											M. 3	@ Chi	L 5-2		19-38-6
											M. 5	MIN	W. 2-1 SO		20-38-6
											M. 7	ANA	W. 2-0		21-38-6
											M. 9	OTT	L 4-1		21-39-6
											M. 11	@ Mtl	L 5-4 SO		21-39-7
											M. 13	@ Tor	L 6-4		21-40-7
											M. 15	@ CBJ	L 5-3		21-41-7
											M. 16	@ Min	L 4-2		21-42-7
											M. 19	DET	W. 3-2 SO		22-42-7
											M. 21	SJ	W. 5-1		23-42-7
											M. 23	VAN	W. 3-2		24-42-7
											M. 26	ANA	L 3-2		24-43-7
											M. 28	@ Stl	L 2-1		24-44-7
											M. 30	@ Det	L 5-4		24-45-7
											A. 2	@ Dal	L 6-3		24-46-7
											A. 3	@ Pho	L 3-2 SO		24-46-8
											A. 5	MIN	W. 4-1		25-46-8
											A. 7	@ LA	W. 5-4 OT		26-46-8
											A. 10	@ LA	W. 4-3 SO		27-46-8
											A. 11	@ Ana	L 7-2		27-47-8



EDMONTON OILERS 2010-11 RESULTS & STATISTICS

COACH	REGULAR SEASON							PLAYOFFS					
	GP	W	L	T	OTL	PTS	GF	GA	GP	W	L	GF	GA
Tom Renney	82	25	45	—	12	62	191	260	—	—	—	—	—

5th Northwest Division, 30th Overall. Playoffs: Did Not Qualify

PLAYER	REGULAR SEASON					PLAYOFFS					DATE	GAME-BY-GAME RESULTS		RECORD
	GP	G	A	PTS	PIM	GP	G	A	PTS	PIM		OPPONENT	RESULT	
Jordan Eberle	69	18	25	43	22	—	—	—	—	—	O. 7	CGY	W 4-0	1-0-0
Taylor Hall	65	22	20	42	27	—	—	—	—	—	O. 10	FLJ	W 3-2	2-0-0
Sam Gagner	68	15	27	42	37	—	—	—	—	—	O. 14	@ Min	L 4-2	2-1-0
Ales Hemsky	47	14	28	42	18	—	—	—	—	—	O. 16	@ Cgy	L 5-3	2-2-0
Andrew Coglian	82	11	24	35	64	—	—	—	—	—	O. 21	MIN	L 4-2	2-3-0
Magnus Paajarvi	80	15	19	34	16	—	—	—	—	—	O. 23	SI	L 6-1	2-4-0
Shawn Horcoff	47	9	18	27	46	—	—	—	—	—	O. 26	@ Cgy	L 5-4 SO	2-4-1
Linus Omark	51	5	22	27	26	—	—	—	—	—	O. 28	@ CBJ	L 3-2 SO	2-4-2
Ryan Whitney	35	2	25	27	33	—	—	—	—	—	O. 29	@ Chi	W 7-4	3-4-2
Tom Gilbert	79	6	20	26	32	—	—	—	—	—	N. 2	VAN	L 4-3	3-5-2
Ryan Jones	81	18	7	25	34	—	—	—	—	—	N. 5	DET	L 3-1	3-6-2
Kurtis Foster	74	8	14	22	45	—	—	—	—	—	N. 7	@ Chi	W 2-1	4-6-2
Jim Vandermeer	62	2	12	14	74	—	—	—	—	—	N. 9	@ Car	L 7-1	4-7-2
Theo Peckham	1	3	10	13	198	—	—	—	—	—	N. 11	@ Det	L 6-2	4-8-2
Liam Reddix	44	1	9	10	20	—	—	—	—	—	N. 12	@ NY	L 4-3 OT	4-8-3
Ladislav Smid	78	0	10	10	85	—	—	—	—	—	N. 14	@ NYR	L 8-2	4-9-3
Gilbert Brule	41	7	2	9	41	—	—	—	—	—	N. 17	CHI	L 5-0	4-10-3
Jean-Francois Jacques	51	4	1	5	63	—	—	—	—	—	N. 19	PHO	L 3-2 SO	4-10-4
Colin Fraser	67	3	2	5	60	—	—	—	—	—	N. 21	@ Ana	W 4-2	5-10-4
Teemu Hartikainen	12	3	2	5	4	—	—	—	—	—	N. 23	@ Pho	L 5-0	5-11-4
Jeff Petry	35	1	4	5	10	—	—	—	—	—	N. 25	COL	W 3-2	6-11-4
Ryan O'Marra	21	1	4	5	13	—	—	—	—	—	N. 27	SI	L 4-3	6-12-4
Taylor Chorney	12	1	3	4	4	—	—	—	—	—	N. 29	@ Ott	W 4-1	7-12-4
Zack Stortini	2	0	4	4	76	—	—	—	—	—	D. 1	@ Mtl	W 4-3 OT	8-12-4
Alexandre Giroux	8	1	1	2	2	—	—	—	—	—	D. 2	@ Tor	W 5-0	9-12-4
Jason Strudwick	43	0	2	2	23	—	—	—	—	—	D. 4	STL	W 2-1	10-12-4
Chris VandeVelde	12	0	2	2	12	—	—	—	—	—	D. 7	ANA	L 3-2 SO	10-12-5
Steve MacIntyre	34	0	1	1	93	—	—	—	—	—	D. 10	TB	W 4-3 SO	11-12-5
Alex Plante	3	0	0	0	11	—	—	—	—	—	D. 12	VAN	L 2-1	11-13-5
Richard Petiot	2	0	0	0	2	—	—	—	—	—	D. 14	TOR	L 4-1	11-14-5
											D. 16	CBJ	W 6-3	12-14-5
											D. 21	@ SJ	L 2-1	12-15-5
											D. 23	@ LA	L 3-2 SO	12-15-6
											D. 26	@ Van	L 4-2	12-16-6
											D. 28	BUF	L 4-2	12-17-6
											D. 30	COL	L 4-3 SO	12-17-7
											J. 1	CGY	L 2-1	12-18-7
											J. 4	DET	L 5-3	12-19-7
											J. 6	NYI	W 2-1	13-19-7
											J. 7	@ Van	L 6-1	13-20-7
											J. 11	@ Dal	L 3-2	13-21-7
											J. 13	@ SJ	W 5-2	14-21-7
											J. 15	@ LA	L 5-2	14-22-7
											J. 16	@ Ana	L 3-2	14-23-7
											J. 18	MIN	L 4-1	14-24-7
											J. 20	DAL	L 4-2	14-25-7
											J. 23	NSH	L 3-2 SO	14-25-8
											J. 25	@ Pho	W 4-3	15-25-8
											J. 26	@ Dal	L 3-1	15-26-8
											F. 2	LA	L 3-1	15-27-8
											F. 4	@ Stl	L 4-3	15-28-8
											F. 5	@ CBJ	L 4-3	15-29-8
											F. 7	@ Nsh	W 4-0	16-29-8
											F. 9	CHI	L 4-1	16-30-8
											F. 12	OTT	L 5-3	16-31-8
											F. 13	ANA	L 4-0	16-32-8
											F. 15	DAL	W 4-1	17-32-8
											F. 17	MTL	W 4-1	18-32-8
											F. 19	ATL	W 5-3	19-32-8
											F. 22	@ Min	L 4-1	19-33-8
											F. 23	@ CBJ	W 5-1	20-33-8
											F. 25	STL	L 5-0	20-34-8
											F. 27	BOS	L 3-2	20-35-8
											M. 1	NSH	W 2-1 SO	21-35-8
											M. 3	CBJ	W 4-2	22-35-8
											M. 5	@ Col	W 5-1	23-35-8
											M. 8	@ Phi	L 4-1	23-36-8
											M. 9	@ Wsh	L 5-0	23-37-8
											M. 11	@ Det	L 2-1 OT	23-37-9
											M. 13	@ Pit	L 5-1	23-38-9
											M. 17	PHO	L 3-1	23-39-9
											M. 19	COL	L 3-2 SO	23-39-10
											M. 22	@ Nsh	L 3-1	23-40-10
											M. 24	@ Stl	L 4-0	23-41-10
											M. 26	CGY	L 5-4 SO	23-41-11
											M. 29	LA	L 2-0	23-42-11
											M. 31	@ Min	L 4-2	23-43-11
											A. 2	@ Van	W 4-1	24-43-11
											A. 5	VAN	W 2-0	25-43-11
											A. 6	@ Cgy	L 6-1	25-44-11
											A. 8	MIN	L 3-1	25-45-11
											A. 10	@ Col	L 4-3 OT	25-45-12



EDMONTON OILERS 2011-12 RESULTS & STATISTICS

COACH	REGULAR SEASON								PLAYOFFS				
	GP	W	L	T	OTL	PTS	GF	GA	GP	W	L	GF	GA
Tom Renney	82	32	40	10	74	212	239	—	—	—	—	—	—

5th Northwest Division, 29th Overall. Playoffs: Did Not Qualify

Player	REGULAR SEASON					PLAYOFFS					DATE	GAME-BY-GAME RESULTS			RECORD
	GP	G	A	PTS	PIM	GP	G	A	PTS	PIM		OPPONENT	RESULT		
Jordan Eberle	78	34	42	76	10	-	-	-	-	-	O. 9	PHI	W. 2-1 SO	1-0-0	
Taylor Hall	61	27	26	53	36	-	-	-	-	-	O. 13	@ Min	L. 2-1 SO	1-0-1	
Ryan Nugent-Hopkins	62	18	34	52	16	-	-	-	-	-	O. 15	VAN	L. 4-3	1-1-1	
Sam Gagner	75	18	29	47	36	-	-	-	-	-	O. 17	NSH	W. 3-1	2-1-1	
Ryan Smyth	82	19	27	46	82	-	-	-	-	-	O. 18	@ Cgy	L. 2-1	2-2-1	
Ales Hemsky	69	10	26	36	43	-	-	-	-	-	O. 20	MIN	L. 2-1 SO	2-2-2	
Shawn Horcoff	81	13	21	34	24	-	-	-	-	-	O. 22	NYR	W. 2-0	3-2-2	
Ryan Jones	79	17	16	33	42	-	-	-	-	-	O. 25	VAN	W. 3-2	4-2-2	
Jeff Petry	73	2	23	25	26	-	-	-	-	-	O. 27	WSH	W. 2-1	5-2-2	
Corey Potter	62	4	17	21	24	-	-	-	-	-	O. 28	@ Col	W. 3-1	6-2-2	
Ryan Whitney	51	3	17	20	16	-	-	-	-	-	O. 30	STL	W. 4-2	7-2-2	
Tom Gilbert	47	3	14	17	12	-	-	-	-	-	N. 3	@ LA	W. 3-0	8-2-2	
Eric Belanger	78	4	12	16	32	-	-	-	-	-	N. 5	@ Pho	L. 4-2	8-3-2	
Ladislav Smid	78	5	10	15	44	-	-	-	-	-	N. 8	@ Mtl	W. 3-1	9-3-2	
Ben Eager	63	8	5	13	107	-	-	-	-	-	N. 10	@ Bos	L. 6-3	9-4-2	
Andy Sutton	52	3	7	10	80	-	-	-	-	-	N. 11	@ Det	L. 3-0	9-5-2	
Lennart Petrell	60	4	5	9	45	-	-	-	-	-	N. 13	@ Chi	L. 6-3	9-6-2	
Magnus Paajarvi	41	2	6	8	4	-	-	-	-	-	N. 17	OTT	L. 5-2	9-7-2	
Anton Lander	56	2	4	6	12	-	-	-	-	-	N. 19	CHI	W. 9-2	10-7-2	
Teemu Hartikainen	17	2	3	5	6	-	-	-	-	-	N. 21	@ Dal	L. 4-1	10-8-2	
Nick Schultz	20	0	4	4	10	-	-	-	-	-	N. 22	@ Nsh	W. 6-2	11-8-2	
Darcy Hordichuk	43	1	2	3	64	-	-	-	-	-	N. 25	@ Min	W. 5-2	12-8-2	
Theo Peckham	54	1	2	3	80	-	-	-	-	-	N. 26	@ Col	L. 5-2	12-9-2	
Linus Omark	14	3	0	3	8	-	-	-	-	-	N. 28	NSH	L. 3-1	12-10-2	
Josh Green	7	1	1	2	7	-	-	-	-	-	N. 30	MIN	L. 3-2 SO	12-10-3	
Cam Barker	25	2	0	2	23	-	-	-	-	-	D. 2	CBJ	W. 6-3	13-10-3	
Ryan O'Marra	7	0	1	1	4	-	-	-	-	-	D. 3	CGY	L. 5-3	13-11-3	
Chris VandeVelde	5	1	0	1	2	-	-	-	-	-	D. 7	CAR	L. 5-3	13-12-3	
Alex Plante	3	0	1	1	2	-	-	-	-	-	D. 9	COL	W. 4-1	14-12-3	
Colten Teubert	24	0	1	1	25	-	-	-	-	-	D. 10	@ Cgy	L. 3-0	14-13-3	
Philippe Cornet	2	0	1	1	0	-	-	-	-	-	D. 15	@ Pho	L. 4-2	14-14-3	
Bryan Rodney	1	0	0	0	0	-	-	-	-	-	D. 17	@ SJ	L. 3-2	14-15-3	
Taylor Chorney	3	0	0	0	0	-	-	-	-	-	D. 19	DET	L. 3-2	14-16-3	
Milan Kytnar	1	0	0	0	0	-	-	-	-	-	D. 22	MIN	W. 4-1	15-16-3	
											D. 26	@ Van	L. 5-3	15-17-3	
											D. 29	@ Min	L. 4-3	15-18-3	
											D. 31	@ NYI	L. 4-1	15-19-3	
											J. 2	@ Chi	W. 4-3	16-19-3	
											J. 3	@ Buf	L. 4-3	16-20-3	
											J. 5	@ STl	L. 4-3	16-21-3	
											J. 7	@ Dal	L. 4-1	16-22-3	
											J. 11	NY	L. 2-1 OT	16-22-4	
											J. 13	ANA	L. 5-0	16-23-4	
											J. 15	LA	W. 2-1 OT	17-23-4	
											J. 17	@ CBJ	L. 4-2	17-24-4	
											J. 19	@ Stl	L. 1-0	17-25-4	
											J. 21	CGY	L. 6-2	17-26-4	
											J. 23	SJ	W. 2-1 SO	18-26-4	
											J. 24	@ Van	L. 3-2 SO	18-26-5	
											J. 31	COL	W. 3-2	19-26-5	
											F. 2	CHI	W. 8-4	20-26-5	
											F. 4	DET	W. 5-4 SO	21-26-5	
											F. 6	@ Tor	L. 6-3	21-27-5	
											F. 8	@ Det	L. 4-2	21-28-5	
											F. 11	@ Ott	W. 4-3 OT	22-28-5	
											F. 15	TOR	L. 4-3 OT	22-28-6	
											F. 17	COL	L. 3-1	22-29-6	
											F. 19	VAN	L. 5-2	22-30-6	
											F. 21	@ Cgy	W. 6-1	23-30-6	
											F. 23	PHI	W. 2-0	24-30-6	
											F. 25	PHO	L. 3-1	24-31-6	
											F. 27	@ Wpg	W. 5-3	25-31-6	
											F. 29	STL	L. 5-2	25-32-6	
											M. 2	DAL	L. 3-1	25-33-6	
											M. 5	@ Ana	L. 4-2	25-34-6	
											M. 8	@ SJ	W. 3-2 SO	26-34-6	
											M. 10	MTL	L. 5-3	26-35-6	
											M. 12	@ Col	L. 3-2 SO	26-36-7	
											M. 14	SJ	L. 3-2	26-37-7	
											M. 16	CGY	W. 3-1	28-36-7	
											M. 18	PHO	L. 3-2 SO	28-36-8	
											M. 20	@ Nsh	W. 6-3	29-36-8	
											M. 22	@ Fla	L. 3-2 SO	29-36-9	
											M. 23	@ TB	W. 2-1 SO	30-36-9	
											M. 25	@ CBJ	W. 6-3	31-36-9	
											M. 28	DAL	L. 4-1	31-37-9	
											M. 30	@ Ana	L. 4-1	31-38-9	
											A. 1	@ LA	W. 2-1	32-38-9	
											A. 2	@ LA	L. 2-0	32-39-9	
											A. 5	ANA	L. 3-2 OT	32-39-10	
											A. 7	@ Van	L. 3-0	32-40-10	
GOALTENDER	GP	MINs	GA	SO	GAA.	W-L-T	GP	MIN	GA	SOGAA.	W-L				
Devan Dubnyk	47	2653	118	2	2.67	20-20-3	-	-	-	-	-				
Nikolai Khabitulin	40	2261	100	2	2.65	12-20-7	-	-	-	-	-				
Yann Danis	1	32	2	0	3.75	0-0-0	-	-	-	-	-				



EDMONTON OILERS 2012-13 RESULTS & STATISTICS

COACH	REGULAR SEASON								PLAYOFFS				
	GP	W	L	T	OTL	PTS	GF	GA	GP	W	L	GF	GA
Ralph Krueger	46	19	22	—	7	45	125	134	—	—	—	—	—
3rd Northwest Division, 24th Overall. Playoffs: Did Not Qualify													

PLAYER	REGULAR SEASON					PLAYOFFS					GAME-BY-GAME RESULTS			
	GP	G	A	PTS	PIM	GP	G	A	PTS	PIM	DATE	OPPONENT	RESULT	RECORD
Taylor Hall	45	16	34	50	33	—	—	—	—	—	J. 20	@ Van	W. 3-2 SO	1-0-0
Sam Gagner	48	14	24	38	23	—	—	—	—	—	J. 22	SJ	L. 6-3	1-1-0
Jordan Eberle	48	16	21	37	16	—	—	—	—	—	J. 24	LA	W. 2-1 OT	2-1-0
Nail Yakupov	48	17	14	31	24	—	—	—	—	—	J. 26	@ Cgy	L. 4-3	2-2-0
Justin Schultz	48	8	19	27	8	—	—	—	—	—	J. 28	COL	W. 4-1	3-2-0
Ryan Nugent-Hopkins	40	4	20	24	8	—	—	—	—	—	J. 30	@ Pho	W. 2-1 OT	4-2-0
Ales Hemsky	38	9	11	20	16	—	—	—	—	—	J. 31	@ SJ	L. 3-2 SO	4-2-1
Magnus Paajarvi	42	9	7	16	14	—	—	—	—	—	F. 2	@ Col	L. 3-1	4-3-1
Ryan Whitney	34	4	9	13	23	—	—	—	—	—	F. 4	VAN	L. 3-2 OT	4-3-2
Ryan Smyth	47	2	11	13	40	—	—	—	—	—	F. 6	DAL	L. 3-2 OT	4-3-3
Shawn Horcoff	31	7	5	12	24	—	—	—	—	—	F. 9	@ Det	L. 2-1	4-4-3
Jeff Petry	48	3	9	12	29	—	—	—	—	—	F. 10	@ Col	W. 3-1	5-4-3
Lennart Petrell	35	3	6	9	4	—	—	—	—	—	F. 12	DAL	L. 4-1	5-5-3
Nick Schultz	48	1	8	9	24	—	—	—	—	—	F. 16	COL	W. 6-4	6-5-3
Ryan Jones	27	2	5	7	17	—	—	—	—	—	F. 19	LA	L. 3-1	6-6-3
Mark Fistric	25	0	6	6	32	—	—	—	—	—	F. 21	MIN	L. 3-1	6-7-3
Corey Potter	33	3	1	4	6	—	—	—	—	—	F. 23	PHO	W. 3-2 SO	7-7-3
Ladislav Smid	48	1	3	4	55	—	—	—	—	—	F. 25	@ Chi	L. 3-2 OT	7-7-4
Teemu Hartikainen	23	1	2	3	6	—	—	—	—	—	F. 28	@ Dal	W. 5-1	8-7-4
Eric Belanger	26	0	3	3	10	—	—	—	—	—	M. 1	@ Stl	L. 4-2	8-8-4
Ben Eager	14	1	1	2	25	—	—	—	—	—	M. 3	@ Min	L. 4-2	8-9-4
Jerred Smithson	10	1	0	1	2	—	—	—	—	—	M. 5	@ Col	L. 4-3 SO	8-9-5
Mike Brown	27	1	0	1	53	—	—	—	—	—	M. 7	@ Det	L. 3-0	8-10-5
Anton Lander	11	0	1	1	2	—	—	—	—	—	M. 8	@ Nsh	L. 6-0	8-11-5
Darcy Hordichuk	4	0	0	0	2	—	—	—	—	—	M. 10	@ Chi	W. 6-5	9-11-5
Chris VandeVelde	11	0	0	0	4	—	—	—	—	—	M. 12	@ Col	W. 4-0	10-11-5
Theo Peckham	4	0	0	0	6	—	—	—	—	—	M. 15	DET	L. 3-2 OT	10-11-6
Mark Arcobello	1	0	0	0	0	—	—	—	—	—	M. 17	NSH	W. 3-2	11-11-6
											M. 20	SJ	L. 4-3 SO	11-11-7
											M. 23	STL	L. 3-0	11-12-7
											M. 25	@ Nsh	L. 3-2	11-13-7
											M. 26	@ Stl	W. 3-0	12-13-7
											M. 28	COL	W. 6-4	13-13-7
											M. 30	VAN	W. 4-0	14-13-7
											A. 1	CGY	W. 4-1	15-13-7
											A. 3	@ Cgy	W. 8-2	16-13-7
											A. 4	@ Van	L. 4-0	16-14-7
											A. 6	@ LA	L. 4-1	16-15-7
											A. 8	@ Ana	L. 2-1	16-16-7
											A. 10	PHO	L. 3-1	16-17-7
											A. 13	CGY	L. 4-1	16-18-7
											A. 16	MIN	L. 5-3	16-19-7
											A. 19	@ Col	W. 4-1	17-19-7
											A. 21	ANA	L. 3-1	17-20-7
											A. 22	ANA	L. 3-0	17-21-7
											A. 24	CHI	L. 4-1	17-22-7
											A. 26	@ Min	W. 6-1	18-22-7
											A. 27	VAN	W. 7-2	19-22-7



EDMONTON OILERS YEARLY PRE-SEASON RECORD – 1979-80 TO 2012-13

SEASON	OVERALL					NHL OPPONENTS					HOME		AWAY		NEUT.	OT
	GP	W-L-T	PCT.	GF	GA	GP	W-L-T	PCT.	GF	GA	W-L-T	W-L-T	W-L-T	W-L-T	W-L-T	W-L-T
1979-80	10	5-4-1	.550	41	39	9	5-3-1	.611	41	34	3-2-0	1-0-1	1-2-0		—	
1980-81	11	5-5-1	.500	47	45	9	3-5-1	.389	31	41	3-2-0	1-2-1	1-1-0		—	
1981-82	10	6-3-1	.650	50	42	10	6-3-1	.650	50	42	3-1-0	1-2-1	2-0-0		—	
1982-83	10	3-3-4	.500	45	43	9	3-3-3	.500	41	39	1-2-2	2-2-1	0-0-1		—	
1983-84	11	9-2-0	.818	62	32	9	7-2-0	.778	42	23	5-0-0	4-2-0	0-0-0		0-0-0	
1984-85	11	7-4-0	.636	46	43	11	7-4-0	.636	46	43	4-1-0	2-3-0	1-0-0		0-0-0	
1985-86	11	7-4-0	.636	58	47	11	7-4-0	.636	58	47	3-2-0	3-2-0	1-0-0		0-0-0	
1986-87	11	8-2-1	.773	56	34	11	8-2-1	.773	56	34	4-1-0	2-1-0	2-0-1		0-0-1	
1987-88	11	4-5-2	.455	34	37	10	4-5-1	.450	31	34	3-1-1	0-2-1	1-2-0		0-0-2	
1988-89	11	3-6-2	.364	35	39	11	3-6-2	.364	35	39	1-2-2	2-1-0	0-3-0		0-0-2	
1989-90	11	6-4-1	.591	48	38	11	6-4-1	.591	48	38	3-2-0	2-2-0	1-0-1		1-1-1	
1990-91	11	7-4-0	.636	40	36	9	5-4-0	.556	30	34	1-3-0	4-0-0	2-1-0		1-0-0	
1991-92	11	3-5-3	.409	35	36	11	3-5-3	.409	35	36	2-2-1	0-2-2	1-1-0		1-1-3	
1992-93	9	3-5-1	.389	37	39	9	3-5-1	.389	37	39	1-2-1	1-2-0	1-1-0		0-0-1	
1993-94	8	3-4-1	.438	31	31	7	2-4-1	.357	25	30	3-1-0	0-2-1	0-1-0		0-0-1	
1994-95	9	2-5-2	.333	32	42	8	1-5-2	.250	26	38	0-0-0	1-1-2	1-4-0		0-0-2	
1995-96	9	1-1-1	.333	43	28	9	1-1-1	.333	43	28	4-0-0	2-1-0	1-0-0		0-0-1	
1996-97	6	3-2-1	.667	20	18	6	3-2-1	.667	20	18	2-1-1	1-1-0	0-0-0		0-0-1	
1997-98	6	4-3-2	.556	34	32	6	4-3-2	.556	34	32	2-2-1	2-1-1	0-0-0		1-0-2	
1998-99	9	4-4-1	.500	29	26	9	4-4-1	.500	29	26	3-1-0	1-3-0	0-0-1		0-0-1	
1999-00	8	5-3-0	.625	26	18	8	5-3-0	.625	26	18	1-3-0	4-0-0	0-0-0		0-0-0	
2000-01	8	3-4-1	.438	26	28	8	3-4-1	.438	26	28	2-1-1	1-3-0	0-0-0		1-1-1	
2001-02	7	4-2-1	.643	20	18	7	4-2-1	.643	20	18	1-1-1	3-1-0	0-0-0		1-0-1	
2002-03	9	3-6-0-0	.333	27	31	9	3-6-0-0	.333	27	31	2-2-0-0	1-3-0-0	0-1-0-0		0-0-0	
2003-04	7	2-3-1-1	.429	18	20	7	2-3-1-1	.429	18	20	2-1-0-1	0-2-1-0	0-1-0-0		0-1-1	
2004-05							DID NOT PLAY									
2005-06	8	3-4-1-0	.438	22	31	8	3-4-1-0	.438	22	31	3-0-1-0	0-4-0	0-0-0		2-0-1	
2006-07	8	6-2-0-0	.750	25	16	8	6-2-0-0	.750	25	16	3-1-0-0	2-1-0	1-0-0		2-0-0	
2007-08	7	3-2-0-0	.714	25	22	7	3-2-0-0	.714	25	22	3-1-0-0	2-1-0-0	0-0-0-0		3-0-0	
2008-09	7	2-2-0-3	.500	15	21	7	2-2-0-3	.500	15	21	1-1-0-2	1-1-0-1	0-0-0-0		1-3-0	
2009-10	8	4-3-0-1	.563	24	22	8	4-3-0-1	.563	24	22	3-1-0-0	1-1-0-0	0-2-0-0		1-1-0	
2010-11	6	4-2-0-0	.667	21	15	6	4-2-0-0	.667	21	15	3-1-0-0	1-1-0-0	0-0-0-0		1-0-0	
2011-12	8	5-3-0-0	.625	21	18	8	5-3-0-0	.625	21	18	2-2-0-0	2-1-0-0	1-0-0-0		1-0-0	
2012-13							DID NOT PLAY									

TOTALS	290	145-111-29-5	.559	1093	989	279	137-110-27-5	.548	1028	955	77-43-13-3 (.625)	45-50-11-1 (.477)	18-20-4-0 (.476)	18-10-22 (.580)
--------	-----	--------------	------	------	-----	-----	--------------	------	------	-----	----------------------	----------------------	---------------------	--------------------

NHL OPPONENTS	GP	W	L	T	OTL	PCT.	GF	GA	HOME W-L-T	AWAY W-L-T	NEUT. W-L-T	OT W-L-T
Anaheim	3	2	0	1	0	.833	14	9	2-0-0	0-0-1	0-0-0	0-0-1
Boston	3	1	2	0	0	.333	9	14	0-0-0	0-0-0	1-2-0	0-0-0
Buffalo	4	3	1	0	0	.750	17	17	1-0-0	0-1-0	2-0-0	0-0-0
Calgary	57	25	26	5	1	.491	184	192	12-12-3	13-13-2	0-1-0	3-2-5
Chicago	17	11	6	0	0	.647	78	56	7-1-0	3-4-0	1-1-0	1-0-0
Colorado/Quebec	4	1	3	0	0	.250	10	15	1-1-0	0-2-0	0-0-0	0-0-0
Dallas/Minnesota	24	11	8	5	0	.563	98	87	6-4-2	4-3-2	1-1-1	0-0-4
Detroit	4	2	1	1	0	.625	13	10	0-0-0	1-0-1	1-1-0	0-0-0
Florida	5	4	0	0	1	.900	16	10	4-0-0-1	0-0-0	0-0-0	1-1-0
Los Angeles	5	3	2	0	0	.600	21	20	2-0-0	1-2-0	0-0-0	0-0-0
Minnesota	7	2	4	0	1	.357	19	23	0-3-0-1	2-1-0	0-0-0	0-1-0
Montreal	14	7	7	0	0	.500	65	60	2-4-0	4-3-0	1-0-0	0-1-0
New Jersey/Colorado	2	0	2	0	0	.000	2	8	0-0-0	0-1-0	0-1-0	0-0-0
New York Islanders	2	1	1	0	0	.500	4	5	1-0-0	0-0-0	0-1-0	0-0-0
NY Rangers	3	1	1	1	0	.500	14	14	1-0-1	0-0-0	0-1-0	0-0-1
Ottawa	9	5	3	1	0	.611	29	27	3-1-1	2-2-0	0-0-0	2-0-1
Philadelphia	1	0	1	0	0	.000	3	5	0-0-0	0-0-0	0-1-0	0-0-0
Phoenix/Winnipeg	23	12	9	2	0	.565	87	77	7-3-0	2-3-2	3-3-0	4-1-2
Pittsburgh	3	2	1	0	0	.667	14	13	1-0-0	0-0-0	1-1-0	0-0-0
San Jose	4	1	1	2	0	.500	14	13	0-0-2	0-1-0	1-0-0	0-0-2
St. Louis	13	7	3	3	0	.654	51	45	3-2-1	1-0-0	3-1-2	0-0-1
Tampa Bay Lightning	2	1	0	0	1	.750	8	6	1-0-0	0-0-0	0-1-0	0-1-0
Toronto	30	13	14	3	0	.483	102	107	8-8-1	4-6-1	1-0-1	1-2-3
Vancouver	39	21	14	3	1	.590	153	125	12-4-1-1	8-8-2	1-2-0	5-1-1
TOTALS	279	137	110	27	5	.548	1028	955	77-43-13-3 (.625)	45-50-11-1 (.477)	18-20-4-0 (.476)	18-10-22 (.580)

NON-NHL OPPONENTS	GP	W	L	T	PCT.	GF	GA	HOME W-L-T	AWAY W-L-T	NEUT. W-L-T	OT W-L-T
Canadian Olympic Team	4	2	1	1	.625	20	14	2-0-1	0-0-0	0-1-0	0-0-1
Dusseldorf EG	1	1	0	0	1.000	2	0	0-0-0	1-0-0	0-0-0	0-0-0
EC Hedos	1	1	0	0	1.000	8	4	0-0-0	1-0-0	0-0-0	0-0-0
Las Vegas (IHL)	1	1	0	0	1.000	16	4	0-0-0	1-0-0	0-0-0	0-0-0
Moncton (AHL)	2	1	0	1	.750	13	8	0-0-0	1-0-1	0-0-0	0-0-0
Wichita (CHL)	2	2	0	0	1.000	16	4	0-0-0	1-0-0	1-0-0	0-0-0
TOTALS	11	8	1	2	.818	65	34	2-0-1 (.833)	5-0-1 (.917)	1-1-0 (.500)	0-1-0 (.500)



EDMONTON OILERS NATIONAL HOCKEY LEAGUE “FIRSTS”

FIRST GOAL:

- AWAY — Kevin Lowe, 1st pd. 9:49,
Oct. 10/79 at Chicago
- HOME — Blair MacDonald, 1st pd. 12:06,
Oct. 13/79 vs Detroit

FIRST ASSISTS:

- AWAY — Brett Callighen & Wayne Gretzky,
1st pd. 9:49, Oct. 10/79 at Chicago
- HOME — Brett Callighen & Wayne Gretzky,
1st pd. 12:06, Oct. 13/79 vs Detroit

FIRST GAME WINNING GOAL:

- HOME — Blair MacDonald, 2nd pd. 8:22,
Oct. 19/79 vs Quebec
- AWAY — Wayne Gretzky, 2nd pd. 12:06,
Nov. 13/79 at Washington

FIRST MINOR PENALTY:

- AWAY — Wayne Gretzky, 1st pd. 5:19,
slashing, Oct. 10/79 at Chicago
- HOME — Dave Hunter, 1st pd. 18:30,
hooking, Oct. 13/79 vs Detroit

FIRST MAJOR PENALTY:

- AWAY — Lee Fogolin, 3rd pd. 17:48,
misconduct, Oct. 10/79 at Chicago;
Kevin Lowe, fighting also at 17:48
- HOME — Brett Callighen, 2nd pd. 19:37,
fighting, Oct. 13/79 vs Detroit

FIRST TWO GOAL GAME:

- HOME — Blair MacDonald, Oct. 13/79
vs Detroit
- AWAY — Blair MacDonald & Stan Weir,
Nov. 18/79 at Buffalo

FIRST THREE GOAL GAME:

- HOME — Blair MacDonald, Oct. 19/79
vs Quebec
- AWAY — Blair MacDonald, Jan. 19/80
at Pittsburgh

FIRST POWERPLAY GOAL:

- AWAY — Kevin Lowe, 1st pd. 9:49,
Oct. 10/79 at Chicago
- HOME — Blair MacDonald, 1st pd. 12:06,
Oct. 13/79 vs Detroit

FIRST SHORTHANDED GOAL:

- AWAY — Doug Hicks, 3rd pd. 14:35,
Nov. 15/79 at Philadelphia
- HOME — Mark Messier, 2nd pd. 15:58,
Dec. 12/79 vs Atlanta

FIRST SHUTOUT:

- AWAY — Andy Moog/Grant Fuhr, Jan. 8/85
at Quebec
- HOME — Eddie Mio, Dec. 9/79 vs Hartford

FIRST OILER TO SCORE 50 POINTS IN A SEASON:

Wayne Gretzky vs Colorado Rockies,
Dec. 26/79 at Northlands Coliseum. Oilers 4
Rockies 3, Gretzky scored goal at 13:37 of 1st pd.,
assisted by Blair MacDonald and Brett Callighen
(18-32-50)

FIRST OILER TO SCORE 100 POINTS IN A SEASON:

Wayne Gretzky vs Boston Bruins, Feb. 24/80 at
Northlands Coliseum, Boston 4 Oilers 2, assisted
on a goal by Brett Callighen at 5:43 of the 2nd pd.
(35-65-100)

FIRST OILER TO SCORE 200 POINTS IN A SEASON:

Wayne Gretzky at Calgary Flames,
Mar. 25/82, Edmonton 7 Calgary 2, assisted on a
goal by Pat Hughes at 9:16 of 1st pd. (88-112-200)

OPPONENT NATIONAL HOCKEY LEAGUE “FIRSTS” VS OILERS

FIRST OPPONENT GOAL:

- AWAY — John Marks, 1st pd. 1:26, Oct. 10/79
at Chicago
- HOME — Dan Labraaten, 2nd pd. 14:16,
Oct. 13 vs Detroit

FIRST OPPONENT ASSISTS:

- AWAY — Cliff Koroll & Stan Mikita, 1st pd.
1:26, Oct. 10/79 at Chicago
- HOME — Perry Miller & Rogie Vachon,
2nd pd. 14:16, Oct. 13/79 vs Detroit

FIRST OPPONENT

GAME WINNING GOAL:

- AWAY — John Marks, 1st pd. 18:59,
Oct. 10/79 at Chicago
- HOME — Tom Rowe, 3rd pd. 13:31, Oct. 28/79
vs Washington

FIRST OPPONENT

MINOR PENALTY:

- AWAY — Terry Ruskowski, 1st pd. 3:05,
Oct. 10/79 at Chicago
- HOME — Jean Hamel, 1st pd. 4:02, hooking
Oct. 13/79 vs Detroit

**FIRST OPPONENT****MAJOR PENALTY:**

- AWAY — Grant Mulvey, 3rd pd. 17:48, fighting, Oct. 10/79 at Chicago
- HOME — Mike Foligno, 1st pd. 19:37, fighting, Oct. 13/79 vs Detroit

FIRST OPPONENT**TWO GOAL GAME:**

- AWAY — John Marks, Oct. 10/79 at Chicago
- HOME — Marc Tardif, Oct. 19/79 vs Quebec

FIRST OPPONENT**THREE GOAL GAME:**

- AWAY — Mike Bossy, Mar. 4/80 at NY Islanders
- HOME — Ken Houston, Feb. 8/81 vs Calgary

FIRST OPPONENT**POWERPLAY GOAL**

- AWAY — John Marks, 1st pd. 1:26, Oct. 10/79 at Chicago
- HOME — Lars Lindgren, 3rd pd. 3:17, Oct. 14/79 vs Vancouver

FIRST OPPONENT**SHORTHANDED GOAL:**

- AWAY — Wayne Cashman, 3rd pd. 16:24, Nov. 8/79 at Boston
- HOME — Bob MacMillan, 3rd pd. 14:37, Feb. 8/80 vs Atlanta

FIRST OPPONENT SHUTOUT:

- AWAY — Al Smith, Nov. 17/79 vs Hartford
- HOME — Billy Smith, Mar. 12/81 vs NY Islanders

CURRENT NHL INDIVIDUAL RECORDS ESTABLISHED OR TIED BY EDMONTON OILERS

REGULAR SEASON RECORDS (24)**MOST GOALS, ONE SEASON:**

92 — Wayne Gretzky, 1981-82

MOST GOALS, ONE SEASON, BY A DEFENCEMAN:

48 — Paul Coffey, 1985-86

MOST ASSISTS, ONE SEASON:

163 — Wayne Gretzky, 1985-86

MOST POINTS, ONE SEASON:

215 — Wayne Gretzky, 1985-86

MOST GAMES SCORING THREE-OR-MORE GOALS, ONE SEASON:

10 — Wayne Gretzky, 1981-82 and 1983-84

HIGHEST ASSIST-PER-GAME AVERAGE, ONE SEASON (35 or more)

2.04 — Wayne Gretzky, 1985-86

HIGHEST POINTS PER-GAME AVERAGE, ONE SEASON (among players with 50 or more):

2.77 — Wayne Gretzky, 1983-84

MOST GOALS, ONE SEASON, INCLUDING PLAYOFFS:

100 — Wayne Gretzky, 1983-84

MOST ASSISTS, ONE SEASON, INCLUDING PLAYOFFS:

174 — Wayne Gretzky, 1985-86

MOST POINTS, ONE SEASON, INCLUDING PLAYOFFS:

255 — Wayne Gretzky, 1984-85

MOST GOALS ONE SEASON, BY A CENTRE:

92 — Wayne Gretzky, 1981-82

MOST ASSISTS ONE SEASON, BY A CENTRE:

163 — Wayne Gretzky, 1985-86

MOST POINTS ONE SEASON, BY A CENTRE:

215 — Wayne Gretzky, 1985-86

FASTEST TWO SHORTHANDED GOALS:

12 Seconds — Esa Tikkanen, at Toronto, November 12/88, 1st period.
Goals scored at 10:44 and 10:56.

MOST GOALS, MINIMUM 50 GAMES, FROM THE START OF THE SEASON:

61 — Wayne Gretzky, 1981-82 and 1983-84

LONGEST CONSECUTIVE POINT-SCORING STREAK:

51 Games — Wayne Gretzky, 1983-84; October 5, 1983 through January 27, 1984

LONGEST CONSECUTIVE POINT-SCORING STREAK FROM THE START OF A SEASON:

51 Games — Wayne Gretzky, 1983-84; October 5, 1983 through January 27, 1984

MOST ASSISTS, ONE GAME:

7 — Wayne Gretzky, February 15, 1980 vs Washington; December 11, 1985 at Chicago; February 14, 1986 vs Quebec (Ties NHL record)

MOST ASSISTS, ONE GAME, BY A DEFENCEMAN:

6 — Paul Coffey, March 14, 1986 vs Detroit (Ties NHL record)

MOST ASSISTS, ONE ROAD GAME:

7 — Wayne Gretzky December 11, 1985 at Chicago (Ties NHL record)

MOST ASSISTS, ONE GAME, BY A PLAYER IN HIS FIRST NHL SEASON:

7 — Wayne Gretzky, February 15, 1980 vs Washington

MOST POINTS, ONE GAME, BY A DEFENCEMAN:

8 — Paul Coffey, March 14, 1986 vs Detroit; 2 goals, 6 assists (Ties NHL record)

MOST GOALS, ONE PERIOD:

4 — Wayne Gretzky, February 18, 1981, 3rd period vs St. Louis (Ties NHL record)

MOST ASSISTS, ONE SEASON, BY A GOALTENDER:

14 — Grant Fuhr, 1983-84



STANLEY CUP PLAYOFF RECORDS (27)

MOST CAREER PLAYOFF POINTS:

382 – Wayne Gretzky, 1979-80 through 1998-99

MOST CAREER PLAYOFF GOALS:

122 – Wayne Gretzky, 1979-80 through 1998-99

MOST CAREER PLAYOFF ASSISTS:

260 – Wayne Gretzky, 1979-80 through 1998-99

MOST CAREER THREE-OR-MORE GOAL GAMES:

10 – Wayne Gretzky, 1979-80 through 1998-99

MOST CAREER SHORTHANDED GOALS:

14 – Mark Messier, 1979-80 through 1997-98

MOST POINTS, ONE PLAYOFF YEAR:

47 – Wayne Gretzky, 1984-85; 17 goals, 30 assists

MOST GOALS, ONE PLAYOFF YEAR:

19 – Jari Kurri, 1984-85
(Ties NHL record)

MOST ASSISTS, ONE PLAYOFF YEAR:

31 – Wayne Gretzky, 1987-88

MOST POINTS BY A DEFENCEMAN ONE PLAYOFF YEAR:

37 – Paul Coffey, 1984-85; 12 goals, 25 assists

MOST GOALS BY A DEFENCEMAN, ONE PLAYOFF YEAR:

12 – Paul Coffey 1984-85

MOST ASSISTS BY A DEFENCEMAN ONE PLAYOFF YEAR:

25 – Paul Coffey, 1984-85

MOST SHORTHANDED GOALS, ONE PLAYOFF YEAR:

3 – Wayne Gretzky, 1982-83 (Ties NHL record)
– Todd Marchant, 1996-97 (Ties NHL record)

MOST THREE-OR-MORE GOAL GAMES ONE PLAYOFF YEAR:

4 – Jari Kurri, 1984-85

MOST WINS BY A GOALTENDER ONE PLAYOFF YEAR:

16 – Grant Fuhr, 1987-88
– Bill Ranford, 1989-90 (Ties NHL record)

MOST POINTS, IN FINAL SERIES:

13 – Wayne Gretzky, 1987-88, scored 3 goals
10 assists during 4 game Stanley Cup Final against Boston.

MOST ASSISTS, IN FINAL SERIES:

10 – Wayne Gretzky, 1987-88, during 4 game Stanley Cup Final against Boston.

MOST GOALS IN ONE SERIES OTHER THAN FINAL:

12 – Jari Kurri, 1984-85, during 6 game Conference Final against Chicago

MOST ASSISTS IN ONE SERIES (OTHER THAN FINAL):

14 – Wayne Gretzky, 1984-85, during 6 game Conference Final against Chicago
(Ties NHL record)

MOST THREE-OR-MORE GOAL GAMES, ONE PLAYOFF SERIES:

3 – Jari Kurri, 1984-85, during 6 game Conference Final against Chicago.

MOST POINTS, ONE GAME, BY A DEFENCEMAN:

6 – Paul Coffey, May 14, 1985 vs Chicago;
1 goal, 5 assists

MOST ASSISTS, ONE GAME:

6 – Wayne Gretzky, April 9, 1987 vs Los Angeles
(Ties NHL record)

MOST POWERPLAY GOALS, ONE GAME:

3 – Jari Kurri, April 9, 1987 vs Los Angeles
(Ties NHL record)

MOST SHORTHANDED GOALS, ONE GAME:

2 – Wayne Gretzky, April 6, 1983 vs Winnipeg
(Ties NHL record)
– Jari Kurri, April 24, 1983 vs Chicago
(Ties NHL record)

MOST POINTS, ONE PERIOD:

4 – Wayne Gretzky, April 12, 1987 at Los Angeles, 3rd period; 1 goal, 3 assists
– Glenn Anderson, April 6, 1988 vs Winnipeg, 3rd period; 3 goals, 1 assist
(Ties NHL record)

MOST ASSISTS, ONE PERIOD:

3 – Wayne Gretzky, 5 times; April 8/81, April 24/83, April 25/85, April 9/87, April 12/87 (Tied NHL record)

MOST SHORTHANDED GOALS, ONE PERIOD:

2 – Jari Kurri, April 24, 1983 vs Chicago, 3rd period (Ties NHL record)

MOST PENALTY SHOTS FACED AND STOPPED, ONE PLAYOFF YEAR AND SERIES:

2 – Grant Fuhr, 1984-85, Stanley Cup Final against Philadelphia, May 28 and May 30, 1985

ALL STAR GAME RECORDS (3)

MOST GOALS, ONE GAME:

4 – Wayne Gretzky, 1983 at Uniondale

MOST GOALS, ONE PERIOD:

4 – Wayne Gretzky, 3rd period, 1983 at Uniondale

MOST POINTS, ONE PERIOD:

4 – Wayne Gretzky, 3rd period, 1983 at Uniondale, 4 goals, 0 assists



NHL TEAM RECORDS HELD OR CO-HELD BY THE EDMONTON OILERS (REGULAR SEASON)

MOST GAMES:

446 – 1983-84 (NHL record)

HIGHEST GOALS PER-GAME AVERAGE, ONE SEASON:

5.58 – 1983-84, 446 goals in 80 games (NHL record)

MOST SHORTHANDED GOALS, ONE SEASON:

36 – 1983-84 (NHL record)

MOST SCORING POINTS, ONE SEASON:

1,182 – 1983-84 (NHL record)

MOST 50-OR-MORE GOAL SCORERS, ONE SEASON:

- 3 – 1983-84, Wayne Gretzky 87; Glenn Anderson 54; Jari Kurri 52 (NHL record)
- 3 – 1985-86, Jari Kurri 68; Glenn Anderson 54; Wayne Gretzky 52 (NHL record)

MOST 40-OR-MORE GOAL SCORERS, ONE SEASON:

- 4 – 1982-83, Wayne Gretzky 71; Glenn Anderson, Mark Messier 48; Jari Kurri 45 (Ties NHL record)
- 1983-84, Wayne Gretzky 87; Glenn Anderson 54; Jari Kurri 52; Paul Coffey 40 (Ties NHL record)
- 1984-85, Wayne Gretzky 73; Jari Kurri 71; Mike Krushelnyski 43; Glenn Anderson 42 (Ties NHL record)
- 1985-86, Jari Kurri 68; Glenn Anderson 54; Wayne Gretzky 52; Paul Coffey 48 (Ties NHL record)

MOST 100-OR-MORE POINT SCORERS, ONE SEASON:

- 4 – 1982-83, Wayne Gretzky 196; Mark Messier 106; Glenn Anderson, Jari Kurri 104 (Ties NHL record)
- 1983-84, Wayne Gretzky 205; Paul Coffey 126; Jari Kurri 113; Mark Messier 101 (Ties NHL record)
- 1985-86, Wayne Gretzky 215; Paul Coffey 138; Jari Kurri 131; Glenn Anderson 102 (Ties NHL record)

MOST ASSISTS ONE SEASON:

737 – 1985-86 (NHL record)

FASTEST TWO GOALS FROM THE START OF A GAME, ONE TEAM:

- 24 Seconds
- Oilers at Los Angeles, March 28/82. Scorers: Mark Messier, 0:14; Dave Lumley, 0:24, Edmonton won 6-2 (NHL record)

LONGEST UNDEFEATED STREAK FROM START OF SEASON:

- 15 Games
- October 11/84 through November 9/84 (12 wins, 3 ties) (NHL record)

MOST CONSECUTIVE OVERTIME GAMES:

- 7 – 2003-04; Oilers were 2-2-3 from Feb. 29-Mar. 12, 2004. (NHL Record)

FEWEST SHUTOUTS ONE SEASON:

- 0 – 1980-81 (Ties NHL record)
- 1981-82 (Ties NHL record)
- 1986-87 (Ties NHL record)

FEWEST SHOTS, ONE PERIOD:

- 0 – Edmonton at Minnesota, February 20/91, 2nd period. (Ties NHL record)

MOST POINTS, BOTH TEAMS, ONE GAME:

- 62 – Edmonton at Chicago, December 11, 1985. Edmonton won 12-9 and had 24 assists, Chicago 17. (NHL record)

MOST GOALS, BOTH TEAMS, ONE PERIOD:

- 12 – Edmonton at Chicago, December 11, 1985. second period. Edmonton scored 6 goals and Chicago 6 in a 12-9 Oilers win (Ties NHL record)

MOST POINTS, BOTH TEAMS, ONE PERIOD:

- 35 – Edmonton at Chicago, December 11, 1985. second period. Edmonton scored 18 points (6 goals, 12 assists) and Chicago scored 17 points (6 goals, 11 assists) in a 12-9 Oilers win. (NHL record)

MOST PENALTIES, BOTH TEAMS, ONE GAME:

- 85 Penalties
- Edmonton at Los Angeles, February 28/90. Edmonton received 26 minors, 7 majors, 6 misconducts, 4 game misconducts, 1 match penalty for 44 penalties. Los Angeles received 26 minors, 9 majors, 3 misconducts and 3 game misconducts for 41 penalties. (NHL record)

MOST PENALTIES, ONE TEAM, ONE GAME:

- 44 Penalties
- Edmonton at Los Angeles, February 28/90. Edmonton received 26 minors, 7 majors, 6 misconducts, 4 game misconducts and 1 match penalty.

EDMONTON OILERS REGULAR SEASON RECORDS INDIVIDUAL RECORDS

GAMES

MOST GAMES:

1037 – Kevin Lowe, 1979-80 through 1991-92 & 1996-97 through 1997-98

MOST GAMES, INCLUDING PLAYOFFS:

1209 – Kevin Lowe, 1979-80 through 1991-92, & 1996-97 through 1997-98, 1037 regular season games, 172 playoff games

MOST CONSECUTIVE GAMES:

518 – Craig MacTavish, October 12/86 through January 2/93

MOST GAMES APPEARED IN BY A GOALTENDER, CAREER

423 – Grant Fuhr, 1981-82 through 1990-91

MOST CONSECUTIVE COMPLETE GAMES BY A GOALTENDER:

28 – Dwayne Roloson, February 8, 2009 through April 7, 2009



GOALS

MOST GOALS:

583 – Wayne Gretzky, in 9 seasons, 696 games

MOST GOALS, INCLUDING PLAYOFFS:

664 – Wayne Gretzky, 583 regular season goals, 81 playoff goals

MOST GAMES SCORING

THREE-OR-MORE GOALS

43 – Wayne Gretzky, in 9 seasons 30 three goal games, 9 four goal games, 4 five goal games (NHL record)

MOST GOALS, ONE SEASON:

92 – Wayne Gretzky, 1981-82 (NHL record)

MOST GAMES SCORING AT LEAST THREE GOALS,

ONE SEASON:

10 – Wayne Gretzky, 1981-82 (NHL record)

10 – Wayne Gretzky, 1983-84 (Ties NHL record)

HIGHEST GOALS PER-GAME AVERAGE (20 OR MORE GOALS), ONE SEASON:

1.15 – Wayne Gretzky, 1981-82, 92 goals in 80 games

MOST GOALS, ONE SEASON, INCLUDING PLAYOFFS:

100 – Wayne Gretzky, 1983-84, 87 goals in 74 regular season games, 13 goals in 19 playoff games (NHL record)

MOST GOALS, ONE SEASON, DEFENCEMAN:

48 – Paul Coffey, 1985-86 (NHL record)

MOST GOALS, ONE SEASON, CENTRE:

92 – Wayne Gretzky, 1981-82 (NHL record)

MOST GOALS, ONE SEASON, RIGHT WING:

71 – Jari Kurri, 1984-85

MOST GOALS, ONE SEASON, LEFT WING:

50 – Mark Messier, 1981-82

MOST GOALS, ONE SEASON, ROOKIE:

33 – Jason Arnott, 1993-94

MOST GOALS, ONE SEASON, ROOKIE DEFENCEMAN:

13 – Tom Gilbert, 2007-08

MOST GOALS, ONE GAME:

Edmonton: 5

– Wayne Gretzky, vs St. Louis, February 18/81, Edmonton won 9-2

– Wayne Gretzky, vs Philadelphia, December 30/81, Edmonton won 7-5

– Jari Kurri, vs New Jersey November 19/83, Edmonton won 13-4

– Pat Hughes, vs Calgary, February 3/84, Edmonton won 10-5

– Wayne Gretzky, at St. Louis, December 15/84, Edmonton won 8-2

– Wayne Gretzky, vs Minnesota, December 6/87, Edmonton won 10-4

Opposition: 4

– Has occurred 11 times in Oilers history.

The most recent: Markus Naslund,

vs Vancouver, December 14, 2002.

Vancouver won 6-3.

MOST GOALS, ONE GAME, BY A DEFENCEMAN:

Edmonton: 4

– Paul Coffey, at Calgary, December 26/84, Edmonton won 6-5

Opposition: 3

– Paul Reinhart, at Calgary,

November 24/86, Calgary won 6-5

– Kevin Hatcher, vs Dallas,

January 24/96, Dallas won 5-3

MOST GOALS, ONE ROAD GAME:

Edmonton: 5

– Wayne Gretzky, at St. Louis,

December 15/84, Edmonton won 8-2

Opposition: 4

– Markus Naslund, vs Vancouver,

December 14, 2002.

Vancouver won 6-3.

MOST GOALS, ONE PERIOD:

Edmonton: 4

– Wayne Gretzky vs St. Louis,

February 18/81, 3rd period

Edmonton won 9-2 (Ties NHL record)

Opposition: 3

– Miroslav Frycer in Toronto January 8/86,

3rd period, Toronto won 11-9

– Paul Reinhart at Calgary November 24/86,

1st period, Calgary won 6-5

ASSISTS

MOST ASSISTS:

1086 – Wayne Gretzky, in 9 seasons, 696 games

MOST ASSISTS, INCLUDING PLAYOFFS:

1257 – Wayne Gretzky, 1086 regular season assists, 171 playoff assists

MOST ASSISTS, ONE SEASON:

163 – Wayne Gretzky, 1985-86 (NHL record)

HIGHEST ASSISTS-PER-GAME AVERAGE (35 OR MORE ASSISTS), ONE SEASON:

2.04 – Wayne Gretzky, 1985-86, 163 assists in 80 games (NHL record)

MOST ASSISTS ONE SEASON, INCLUDING

PLAYOFFS:

174 – Wayne Gretzky, 1985-86, 163 assists in 80 regular season games, 11 assists in 10 playoff games (NHL record)

MOST ASSISTS, ONE SEASON, DEFENCEMAN:

90 – Paul Coffey, 1985-86

MOST ASSISTS, ONE SEASON, CENTRE:

163 – Wayne Gretzky, 1985-86 (NHL record)

MOST ASSISTS, ONE SEASON, RIGHT WING:

67 – Glenn Anderson, 1981-82

MOST ASSISTS, ONE SEASON, LEFT WING:

64 – Mark Messier, 1983-84

MOST ASSISTS, ONE SEASON, ROOKIE:

43 – Jari Kurri, 1980-81

MOST ASSISTS, ONE SEASON, ROOKIE

DEFENCEMAN:

23 – Paul Coffey, 1980-81

**MOST ASSISTS, ONE SEASON, GOALTENDER:**

14 – Grant Fuhr, 1983-84 (NHL record)

MOST ASSISTS, ONE GAME:

Edmonton: 7

- Wayne Gretzky, vs Washington, February 15/80, Edmonton won 8-2 (Ties NHL record)
- Wayne Gretzky, at Chicago December 11/85, Edmonton won 12-9 (Ties NHL record)
- Wayne Gretzky, vs Quebec, February 14/86, Edmonton won 8-2 (Ties NHL record)

Opposition: 6

- Gary Suter, at Calgary, April 4/86, Calgary won 9-3

MOST ASSISTS, ONE ROAD GAME:

Edmonton: 7

- Wayne Gretzky at Chicago December 11/85, Edmonton won 12-9 (Ties NHL record)

Opposition: 5

- Mario Lemieux, vs Pittsburgh, January 21/89 Pittsburgh won 7-4

MOST ASSISTS, ONE GAME, BY A DEFENCEMAN:

Edmonton: 6

- Paul Coffey, vs Detroit, March 14/86 Edmonton won 12-3

Opposition: 6

- Gary Suter, at Calgary, April 4/86, Calgary won 9-3

MOST ASSISTS, ONE PERIOD:

Edmonton: 4

- Wayne Gretzky, vs Montreal February 4/83, 1st period, Edmonton won 7-3
- Jari Kurri, at Winnipeg, October 7/83 2nd period, Edmonton won 8-6
- Mark Messier, vs Minnesota, January 4/84, 2nd period Edmonton won 12-8
- Wayne Gretzky, vs Los Angeles, October 26/84, 2nd period, Edmonton won 8-2
- Wayne Gretzky, vs Quebec, October 15/86, 3rd period Edmonton won 5-2
- Wayne Gretzky, vs Toronto, February 18/87, 2nd period, Edmonton won 9-2
- Wayne Gretzky, at St. Louis, November 14/87, 3rd period Edmonton won 6-5 (OT)
- Wayne Gretzky, vs Philadelphia, March 4/88, 1st period, Edmonton won 7-4
- Wayne Gretzky, at Winnipeg, March 7/88, 2nd period, Edmonton won 6-0
- Shawn Horcoff, vs Detroit, November 17/05, 3rd period, Edmonton won 6-5 OT

Opposition: 4

- Gary Suter, at Calgary, April 4/86 Calgary won 9-3

POINTS**MOST POINTS:**

1,669 – Wayne Gretzky, in 9 seasons, 696 games (583 goals, 1086 assists)

MOST POINTS, INCLUDING PLAYOFFS:

1,921 – Wayne Gretzky, 1, 669 regular season, 252 playoff points

MOST POINTS, ONE SEASON:

215 – Wayne Gretzky, 1985-86, (52 goals, 163 assists) (NHL record)

HIGHEST POINTS-PER-GAME AVERAGE (50 OR MORE POINTS), ONE SEASON:

2.69 – Wayne Gretzky, 1985-86, 215 points in 80 games

MOST POINTS, ONE SEASON, INCLUDING PLAYOFFS:

255 – Wayne Gretzky, 1984-85, 208 regular season (73 goals, 135 assists), 47 playoff points (17 goals, 30 assists) (NHL record)

MOST POINTS, ONE SEASON, DEFENCEMAN:

138 – Paul Coffey, 1985-86

MOST POINTS, ONE SEASON, CENTRE:

215 – Wayne Gretzky, 1985-86 (NHL record)

MOST POINTS ONE SEASON, RIGHT WING:

135 – Jari Kurri, 1984-85

MOST POINTS, ONE SEASON, LEFT WING:

106 – Mark Messier, 1982-83

MOST POINTS, ONE SEASON, ROOKIE:

75 – Jari Kurri, 1980-81

MOST POINTS, ONE SEASON, ROOKIE DEFENCEMAN:

33 – Tom Gilbert, 2007-08 (13 Goals, 20 Assists)

MOST POINTS, ONE GAME:

Edmonton: 8

- Wayne Gretzky, vs New Jersey, November 19/83, 3 goals, 5 assists, Edmonton won 13-4
 - Wayne Gretzky, vs Minnesota, January 4/84, 4 goals, 4 assists, Edmonton won 12-8
 - Paul Coffey, vs Detroit, March 14/86, 2 goals, 6 assists, Edmonton won 12-3
 - Sam Gagner, vs Chicago, February 2/12, 4 goals, 4 assists, Edmonton won 8-4
- Opposition: 7
- Mario Lemieux, vs Pittsburgh January 21/89, 2 goals, 5 assists, Pittsburgh won 7-4
 - Sergei Makarov, at Calgary, February 25/90, 2 goals, 5 assists, Calgary won 10-4

MOST POINTS, ONE ROAD GAME:

Edmonton: 7

- Wayne Gretzky at Winnipeg, November 6/83, 4 goals, 3 assists, Edmonton won 8-5
 - Wayne Gretzky at Chicago, December 11/85, 0 goals, 7 assists, Edmonton won 12-9
- Opposition: 7
- Mario Lemieux, vs Pittsburgh, January 21/89, 2 goals, 5 assists, Pittsburgh won 7-4



MOST POINTS, ONE GAME BY A DEFENCEMAN:

Edmonton: 8

– Paul Coffey, vs Detroit, March 14/86,
2 goals, 6 assists, Edmonton won 12-3

Opposition: 6

– Gary Suter, at Calgary, April 4/86,
0 goals, 6 assists, Calgary won 9-3

MOST POINTS, ONE PERIOD:

Edmonton: 5

– Jari Kurri, vs Los Angeles,
October 26/84, 2nd period,
2 goals, 3 assists, Edmonton won 8-2

Opposition: 4

– Peter Stastny, at Quebec, December 2/81,
2nd period, 2 goals, 2 assists,
Quebec won 9-8
– Phil Housley, at Buffalo, October 17/82,
1st period, 1 goal, 3 assists, Buffalo won 6-4
– Sergei Makarov, at Calgary, February 25/90,
3rd period, 1 goal, 3 assists, Calgary won
10-4

PENALTIES

MOST PENALTIES, ONE GAME:

Edmonton: 7

– Lee Fogolin, at Detroit, March 22/81
3 minors, 1 major, 1 10-minute
misconduct, 1 game misconduct,
1 gross misconduct

Opposition: 9

– Russ Anderson, at Pittsburgh, January 19/80,
3 minors, 3 majors, 3 game misconducts
(Ties NHL record)

MOST PENALTIES, ONE PERIOD:

Edmonton: 7

– Lee Fogolin, at Detroit, March 22/81
3rd period, 3 minors, 1 major,
1 10-minute misconduct, 1 game
misconduct, 1 gross misconduct
– Dave Semenko, at Calgary,
November 15/84, 3rd period, 3 minors,
2 majors, 1 match, 1 game misconduct

Opposition: 8

– Russ Anderson, at Pittsburgh,
January 19/80, 2nd period, 3 minors,
2 majors, 3 game misconducts

PENALTY MINUTES

MOST PENALTY MINUTES:

1747 – Kelly Buchberger, in 795 games,
1987-88 through 1998-99

MOST PENALTY MINUTES INCLUDING PLAYOFFS:

1863 – Kelly Buchberger, 1747 regular season
& 116 playoff penalty minutes

MOST PENALTY MINUTES, ONE SEASON:

286 – Steve Smith, 1987-88

MOST PENALTY MINUTES, ONE SEASON

DEFENCEMAN:

286 – Steve Smith, 1987-88

MOST PENALTY MINUTES, ONE SEASON, CENTRE:

281 – Kevin McClelland, 1987-88

MOST PENALTY MINUTES, ONE SEASON,

RIGHT WING:

265 – Marty McSorley, 1985-86

MOST PENALTY MINUTES, ONE SEASON, LEFT WING:

234 – Kelly Buchberger, 1988-89

MOST PENALTY MINUTES, ONE SEASON

GOALTENDER:

18 – Bill Ranford, 1989-90

MOST PENALTY MINUTES, ONE SEASON, ROOKIE:

234 – Kelly Buchberger, 1988-89

MOST PENALTY MINUTES, ONE GAME:

Edmonton: 42

– Dave Semenko, vs Vancouver,
March 13/82, 1 minor, 2 majors, 1 match
penalty, 210 minute misconducts

Opposition: 51

– Russ Anderson, at Pittsburgh,
January 19/80, 3 minors, 3 majors,
3 game misconducts

MOST PENALTY MINUTES, ONE PERIOD:

Edmonton: 41

– Lee Fogolin, at Detroit, March 28/81,
3rd period, 3 minors, 1 major,
1 10-minute misconduct, 1 game
misconduct, 1 gross misconduct

Opposition: 46

– Russ Anderson, at Pittsburgh
January 19/80, 2nd period, 3 minors,
3 majors, 3 game misconducts

MULTIPLE GOAL AND POINT SEASONS

MOST 20-OR-MORE GOAL SEASONS:

10 – Jari Kurri, 1980-81 through 1989-90

MOST CONSECUTIVE 20-OR-MORE GOAL SEASONS:

10 – Jari Kurri, 1980-81 through 1989-90

MOST 30-OR-MORE GOAL SEASONS:

10 – Jari Kurri, 1980-81 through 1989-90

MOST CONSECUTIVE 30-OR-MORE GOAL SEASONS:

10 – Jari Kurri, 1980-81 through 1989-90

MOST 40-OR-MORE GOAL SEASONS:

9 – Wayne Gretzky, 1979-80 through 1987-88

MOST CONSECUTIVE 40-OR-MORE GOAL SEASONS:

9 – Wayne Gretzky, 1979-80 through 1987-88
(Ties NHL Record)

MOST 50-OR-MORE GOAL SEASONS:

8 – Wayne Gretzky, 1979-80 through 1986-87

MOST CONSECUTIVE 50-OR-MORE GOAL SEASONS:

8 – Wayne Gretzky, 1979-80 through 1986-87

MOST 100-OR-MORE POINT SEASONS:

9 – Wayne Gretzky, 1979-80 through 1987-88
(NHL Record)

MOST CONSECUTIVE 100-OR-MORE POINT SEASONS:

9 – Wayne Gretzky, 1979-80 through 1987-88
(NHL Record)



SHUTOUTS POWERPLAY AND SHORTHANDED GOALS, SHOTS ON GOALS

MOST SHUTOUTS BY A GOALTENDER, CAREER:

- 23 – Tommy Salo in 334 games over six seasons, 1998-99 through 2003-04

MOST SHUTOUTS, ONE SEASON, GOALTENDER:

- 8 – Curtis Joseph, 1997-98
- 8 – Tommy Salo, 2000-01

MOST POWERPLAY GOALS, ONE SEASON:

- 20 – Wayne Gretzky, 1983-84
- 20 – Ryan Smyth, 1996-97

MOST POWERPLAY GOALS, ONE GAME

- Edmonton 3:
 - Glenn Anderson, vs Chicago, March 20, 1985, Edmonton won 6-4.
 - Glenn Anderson, vs Toronto, November 19, 1988, Edmonton won 9-1.

MOST SHORTHANDED GOALS, ONE SEASON:

- 12 – Wayne Gretzky, 1983-84

MOST SHORTHANDED GOALS, ONE GAME:

- Edmonton: 2
 - Accomplished 13 times in Oilers history. Most recent by Ethan Moreau, Edmonton at Philadelphia, December 8, 2005. Edmonton won 3-2.

Opposition: 2

- Darryl Sutter, Chicago. Edmonton at Chicago, October 18, 1981. Chicago won 7-5.
- Dave Christian, Washington. Edmonton at Washington, November 12, 1985. Washington won 5-2.
- Russ Courtnall, Vancouver. Edmonton at Vancouver, April 22, 1995. Vancouver won 6-1.

MOST SHORTHANDED GOALS, ONE PERIOD:

- Edmonton: 2
 - Wayne Gretzky, Edmonton at Calgary, March 25, 1982, 2nd period. Edmonton won 7-2.
 - Pat Hughes, Edmonton at St. Louis, January 11, 1983, 2nd period. Edmonton won 7-5.
 - Paul Coffey, Edmonton vs Quebec, February 14, 1986, 3rd period. Edmonton won 8-2.
 - Mark Messier, Edmonton at Detroit, March 25, 1986, 2nd period. Edmonton won 7-2.
 - Esa Tikkanen, Edmonton at Toronto, November 12, 1988, 1st period. Edmonton won 6-2.

Opposition: 2

- Dave Christian, Washington. Edmonton at Washington, November 12, 1985, 3rd period. Washington won 5-2.

MOST SHOTS ON GOAL, ONE SEASON:

- 369 – Wayne Gretzky, 1981-82

SHOOTOUTS

MOST SHOOTOUTS, CAREER

- 55 – Ales Hemsky
- 46 – Sam Gagner
- 30 – Shawn Horcoff
- 21 – Jordan Eberle
- 18 – Robert Nilsson
- 17 – Ryan Smyth
- 14 – Fernando Pisani

MOST GOALS, CAREER

- 19 – Ales Hemsky
- 14 – Sam Gagner
- 10 – Shawn Horcoff
- 7 – Jordan Eberle
- 7 – Robert Nilsson
- 6 – Fernando Pisani
- 5 – Patrick O'Sullivan
- 5 – Ryan Smyth

MOST DECIDING GOALS, CAREER

- 8 – Ales Hemsky
- 6 – Shawn Horcoff
- 6 – Sam Gagner
- 4 – Fernando Pisani

HIGHEST SCORING PERCENTAGE, CAREER

- .600 – Ryan Potulny (3/5)
- .500 – Shawn Horcoff (10/20)
- .429 – Fernando Pisani (6/14)
- .400 – Linus Omark (2/5)
- .400 – Michael Peca (2/5)

MOST SHOOTOUTS, ONE SEASON

- 17 – Sam Gagner, 2007-08 (5-17)
- 16 – Ales Hemsky, 2007-08 (6-16)
- 14 – Ales Hemsky, 2005-06 (5-14)
- 13 – Ryan Smyth, 2005-06 (4-13)
- 12 – Jordan Eberle, 2011-12 (3-12)
- 11 – Patrick O'Sullivan, 2009-10 (4-11)
- 9 – Sam Gagner, 2011-12 (6-9)

MOST GOALS, ONE SEASON

- 6 – Sam Gagner, 2011-12 (6-9)
- 6 – Ales Hemsky, 2007-08 (6-16)
- 5 – Ales Hemsky, 2005-06 (5-14)
- 5 – Sam Gagner, 2007-08 (5-17)
- 5 – Shawn Horcoff, 2007-08 (5-17)
- 4 – Ryan Smyth, 2005-06 (4-13)
- 4 – Robert Nilsson, 2007-08 (4-7)
- 4 – Shawn Horcoff, 2009-10 (4-7)
- 4 – Patrick O'Sullivan, 2009-10 (4-11)
- 4 – Jordan Eberle, 2010-11 (4-9)

MOST DECIDING GOALS, ONE SEASON

- 4 – Sam Gagner, 2007-08
- 4 – Ales Hemsky, 2007-08
- 3 – Shawn Horcoff, 2009-10
- 3 – Shawn Horcoff, 2007-08

HIGHEST SCORING PERCENTAGE, ONE SEASON (Minimum 3 Attempts)

- .714 – Shawn Horcoff, 2007-08 (5-7)
- .667 – Sam Gagner, 2011-12 (6-9)
- .667 – Sergei Samonov, 2005-06 (2-3)



.667 – Fernando Pisani, 2007-08 (2-3)
.600 – Gilbert Brule, 2009-10 (3-5)
.600 – Ryan Potulny, 2009-10 (3-5)

GOALTENDERS

MOST SHOOTOUTS, CAREER

26 – Dwayne Roloson
18 – Devan Dubnyk
14 – Nikolai Khabibulin
11 – Mathieu Garon
8 – Jeff Deslauriers
7 – Mike Morrison
5 – Jussi Markkanen
1 – Ty Conklin

MOST WINS, CAREER

13 – Dwayne Roloson
11 – Mathieu Garon
7 – Devan Dubnyk
5 – Jeff Deslauriers
5 – Mike Morrison
3 – Nikolai Khabibulin
1 – Jussi Markkanen
1 – Martin Gerber

MOST LOSSES, CAREER

13 – Dwayne Roloson
10 – Nikolai Khabibulin
9 – Devan Dubnyk
4 – Jussi Markkanen
3 – Jeff Deslauriers
2 – Mike Morrison
1 – Ty Conklin
0 – Mathieu Garon

HIGHEST WINNING PERCENTAGE, CAREER

1.000 – Mathieu Garon (11-0)
.714 – Mike Morrison (5-2)
.625 – Jeff Deslauriers (5-3)
.500 – Dwayne Roloson (13-13)
.438 – Devan Dubnyk (7-9)

MOST SHOOTOUT ATTEMPTS FACED, CAREER

94 – Dwayne Roloson
57 – Devan Dubnyk
50 – Nikolai Khabibulin
40 – Jeff Deslauriers
35 – Mathieu Garon
24 – Mike Morrison
19 – Jussi Markkanen
4 – Martin Gerber
2 – Ty Conklin

MOST SAVES, CAREER

66 – Dwayne Roloson
37 – Devan Dubnyk
32 – Mathieu Garon
30 – Nikolai Khabibulin
29 – Jeff Deslauriers
18 – Mike Morrison
9 – Jussi Markkanen

MOST SHOOTOUT GOALS ALLOWED, CAREER

28 – Dwayne Roloson
20 – Devan Dubnyk
20 – Nikolai Khabibulin
11 – Jeff Deslauriers
10 – Jussi Markkanen
6 – Mike Morrison
3 – Mathieu Garon
2 – Ty Conklin
1 – Martin Gerber

HIGHEST SAVE PERCENTAGE, CAREER

.914 – Mathieu Garon
.750 – Mike Morrison
.725 – Jeff Deslauriers
.702 – Dwayne Roloson
.649 – Devan Dubnyk
.600 – Nikolai Khabibulin
.474 – Jussi Markkanen

MOST SHOOTOUTS, ONE SEASON

10 – Mathieu Garon, 2007-08
9 – Dwayne Roloson, 2007-08
8 – Dwayne Roloson, 2008-09
7 – Mike Morrison, 2005-06
7 – Jeff Deslauriers, 2009-10
7 – Devan Dubnyk, 2011-12

MOST WINS, ONE SEASON

10 – Mathieu Garon, 2007-08
5 – Mike Morrison, 2005-06
5 – Dwayne Roloson, 2007-08
5 – Devan Dubnyk, 2011-12
4 – Dwayne Roloson, 2008-09
4 – Jeff Deslauriers, 2009-10

MOST LOSSES, ONE SEASON

6 – Devan Dubnyk, 2010-11
5 – Nikolai Khabibulin, 2011-12
4 – Dwayne Roloson, 2007-08
4 – Dwayne Roloson, 2008-09
3 – Jussi Markkanen, 2005-06
3 – Jeff Deslauriers, 2009-10
3 – Nikolai Khabibulin, 2010-11

HIGHEST WINNING PERCENTAGE, ONE SEASON

1.000 – Mathieu Garon, 2007-08 (10-0)
1.000 – Jeff Deslauriers, 2008-09 (1-0)
1.000 – Mathieu Garon, 2008-09 (1-0)
1.000 – Martin Gerber, 2010-11 (1-0)
.714 – Devan Dubnyk, 2011-12 (5-2)
.714 – Mike Morrison, 2005-06 (5-2)
.667 – Devan Dubnyk, 2009-10 (2-1)

MOST SHOOTOUT ATTEMPTS FACED, ONE SEASON

37 – Dwayne Roloson, 2007-08
37 – Jeff Deslauriers, 2009-10
32 – Mathieu Garon, 2007-08
27 – Devan Dubnyk, 2011-12
24 – Mike Morrison, 2005-06
24 – Dwayne Roloson, 2008-09
21 – Dwayne Roloson, 2006-07



MOST SAVES, ONE SEASON

- 30 – Mathieu Garon, 2007-08
- 27 – Dwayne Roloson, 2007-08
- 26 – Jeff Deslauriers, 2009-10
- 20 – Devan Dubnyk, 2011-12
- 19 – Dwayne Roloson, 2008-09
- 18 – Mike Morrison, 2005-06

MOST SHOOTOUT GOALS ALLOWED, ONE SEASON

- 11 – Jeff Deslauriers, 2009-10
- 12 – Nikolai Khabibulin, 2011-12
- 11 – Jeff Deslauriers, 2009-10
- 10 – Dwayne Roloson, 2007-08
- 10 – Devan Dubnyk, 2010-11
- 8 – Jussi Markkanen, 2005-06
- 7 – Devan Dubnyk, 2011-12

HIGHEST SAVE PERCENTAGE, ONE SEASON

- 1.000 – Jeff Deslauriers, 2008-09 (3-3)
- .938 – Mathieu Garon, 2007-08 (30-32)
- .750 – Mike Morrison, 2005-06 (18-24)
- .741 – Devan Dubnyk, 2011-12 (20-27)
- .730 – Dwayne Roloson, 2007-08 (27-37)
- .727 – Jeff Deslauriers, 2009-10 (8-11)

REAL TIME SCORING STATISTICS

HIGHEST TIME-ON ICE AVERAGE, ONE SEASON:

- 27:59 – Chris Pronger, 2005-06

HIGHEST TIME-ON ICE AVERAGE, FORWARD ONE SEASON:

- 22:08 – Doug Weight, 2000-01

MOST HITS, ONE SEASON:

- 260 – Jason Smith, 1999-00

MOST BLOCKED SHOTS, ONE SEASON:

- 228 – Jason Smith, 2006-07

MOST TAKEAWAYS, ONE SEASON:

- 83 – Todd Marchant, 2001-02

MOST GIVEAWAYS, ONE SEASON:

- 128 – Janne Niinimaa, 1998-99

HIGHEST FACE-OFF WINNING PERCENTAGE, ONE SEASON:

- 58.01 – Todd Marchant, 2002-03
(Won 775 of 1336 face-offs.)

MOST FACE-OFFS, ONE SEASON:

- 1756 – Shawn Horcoff, 2008-09
- 1593 – Todd Marchant, 1999-00

MOST FACE-OFFS WON, ONE SEASON:

- 947 – Shawn Horcoff, 2008-09
- 843 – Todd Marchant, 1999-00

MOST TIME-ON ICE, ONE GAME:

- 33:52 – Eric Brewer, February 8, 2002
at Dallas. Edmonton tied 1-1 OT.

MOST TIME-ON ICE, ONE GAME

(NO OVERTIME):

- 33:47 – Janne Niinimaa, April 7, 2001
at Vancouver. Edmonton won 4-2.

MOST HITS ONE GAME:

- 10 – Ethan Moreau, January 24, 2001
at San Jose. Edmonton lost 6-1.

MOST BLOCKED SHOTS, ONE GAME:

- 11 – Jason Smith, November 28, 2006 vs
Anaheim. Edmonton lost 3-2 OT.
- 10 – Jason Smith, March 28, 2001
vs Colorado. Edmonton won 4-1.

MOST TAKEAWAYS, ONE GAME:

- 7 – Shawn Horcoff, November 7, 2006 at
Montreal. Edmonton lost 3-2 SO.
- 6 – Todd Marchant, December 27, 2000
at Colorado. Edmonton lost 3-2.
- 6 – Todd Marchant, January 5, 2002
vs Vancouver. Edmonton lost 4-3.

MOST GIVEAWAYS, ONE GAME:

- 8 – Dean McAmmond, March 3, 1999 at Buffalo.
Edmonton won 5-3.

HIGHEST FACE-OFF WINNING PERCENTAGE, ONE GAME:

- 95.45 – Jarret Stoll, February 4, 2006
vs Vancouver. Edmonton won 3-1.
(Won 21 of 22 face-offs.)
- 93.75 – Michael Peca, November 21, 2005
vs San Jose. Edmonton won 2-1 SO.
(Won 15 of 16 face-offs.)
- 92.31 – Jarret Stoll, January 13, 2008 vs
Calgary. Edmonton won 2-1.
(Won 12 of 13 face-offs.)

MOST FACE-OFFS, ONE GAME:

- 36 – Mike Comrie, November 9, 2002
at New Jersey. Edmonton won 6-3.
- 35 – Todd Marchant, December 3, 2000
vs San Jose. Edmonton tied San Jose
3-3 OT.
- 35 – Rem Murray, January 30, 2001
vs Chicago. Edmonton won 3-2.
- 35 – Todd Marchant, January 6, 2003
at San Jose. Edmonton tied San Jose
5-5 OT.

MOST FACE-OFFS WON, ONE GAME:

- 24 – Doug Weight, March 28, 1999
vs San Jose. Edmonton won 5-2.

STREAKS

LONGEST UNDEFEATED STREAK BY A GOALTENDER:

- 23 games
– Grant Fuhr, October 21/81 through
January 13/82, 15 wins, 8 ties

LONGEST CONSECUTIVE GOAL-SCORING STREAK:

- 12 games
– Dave Lumley, November 21/81 through
December 16/81, 15 goals

LONGEST CONSECUTIVE ASSIST-SCORING STREAK:

- 17 games
– Wayne Gretzky, November 26/83 through
January 4/84, 38 assists during streak
(NHL record)
- Paul Coffey, November 27/85 through
January 2/86, 27 assists during streak
(Ties NHL record)



LONGEST CONSECUTIVE POINT-SCORING STREAK:

51 games

- Wayne Gretzky, October 5/83 through January 27/84, 61 goals, 92 assists, 153 points during streak (NHL record)

LONGEST SHUTOUT SEQUENCE BY A GOALTENDER:

192 Minutes, 53 Seconds

- Tommy Salo shutout Minnesota for final 29:58 on Mar. 2/01, shutout Toronto for 60:00 on Mar. 7/01, Buffalo for 60:00 on Mar. 9/01 and Carolina for initial 42:55 on Mar. 11/01.

FASTEST GOALS

FASTEST OPENING GOAL:

Edmonton: 8 Seconds

- Wayne Gretzky, at NY Rangers, December 14/83, Edmonton won 9-4

Opposition: 8 Seconds

- Tim Kerr, at Philadelphia, March 7/89, Edmonton tied Philadelphia 4-4 (OT)

FASTEST GOAL FROM THE START OF A PERIOD:

Edmonton: 6 Seconds

- Glenn Anderson, vs Los Angeles, March 17/84, 3rd period, Edmonton won 9-1

Opposition: 8 Seconds

- Butch Goring, at NY Islanders, November 16/82, 2nd period, New York won 4-2

- Larry Robinson, at Montreal, February 14/82, 2nd period, Montreal won 4-2

- Ron Francis at Hartford, February 12/84, 3rd period, Hartford won 11-0

- Bob Gainey, at Montreal, January 11/86, 3rd period, Edmonton won 6-3

- Tim Kerr, at Philadelphia March 7/89 1st period Edmonton tied Philadelphia 4-4 (OT)

FASTEST TWO GOALS:

Edmonton: 9 Seconds

- Wayne Gretzky, vs St. Louis, February 18/81

Goals: 3rd period 5:49, 5:58, Edmonton won 9-2

Opposition: 4 Seconds (Ties NHL Record)

- Deron Quint, at Winnipeg, December 15/95.

Goals: 2nd period - 7:51, 7:55, Winnipeg won 9-4

FASTEST TWO SHORTHANDED GOALS:

Edmonton: 12 Seconds

- Esa Tikkanen, at Toronto, November 12/88.

Goals: 1st period - 10:44, 10:56

Edmonton won 6-2 (NHL record)

Opposition: 43 Minutes, 12 Seconds

- Darryl Sutter, at Chicago, October 18/81

Goals: 1st period - 16:33, 3rd period 19:45, Chicago won 7-5

FASTEST THREE GOALS:

Edmonton: 2 Minutes, 1 Second

- Ryan Smyth vs San Jose, October 12, 2006.

Goals: 3rd period, 4:05, 4:19, 6:06

Edmonton won 9-2.

Edmonton: 2 Minutes, 18 Seconds

- Wayne Gretzky, vs St. Louis, February 18/81. Goals: 3rd period 5:49, 5:58, 8:07, Edmonton won 9-2

Opposition: 5 Minutes, 42 Seconds

- Paul Reinhart at Calgary

November 24/86. Goals 1st period

6:01, 11:02, 11:43, Calgary won 6-5

FASTEST FOUR GOALS:

Edmonton: 7 Minutes, 58 Seconds

- Wayne Gretzky vs St. Louis

February 18/81. Goals: 3rd period

5:49, 5:58, 8:07, 13:47, Edmonton won 9-2

Opposition: 36 Minutes, 8 Seconds

- Mike Bossy, at NY Islanders, March 3/81.

Goals: 1st period - 12:26, 2nd period

13:35, 15:37, 3rd period - 8:34, Teams tied 8-8

FASTEST FIVE GOALS:

Edmonton: 29 Minutes, 3 Seconds

- Wayne Gretzky, vs St. Louis, February 18/81.

Goals: 2nd period 4:44, 3rd period - 5:49,

5:58, 8:07, 13:47, Edmonton won 9-2

Opposition:

- has not occurred in Oilers history

FASTEST ASSISTS

FASTEST THREE ASSISTS:

Edmonton: 1 Minutes, 48 Seconds

- Wayne Gretzky, vs Washington February 15/80.

Goals: 3rd period Dave Semenko 13:14,

Bobby Schmautz 14:04, Blair MacDonald 15:02.

Edmonton won 8-2

Opposition: 4 Minutes, 4 Seconds

- Jeremy Roenick, vs Chicago, February 1/95.

Goals: 1st period - Joe Murphy 4:27,

Patrick Poulin 5:52 and 8:31.

Chicago won 7-0

FASTEST FOUR ASSISTS:

Edmonton: 4 Minutes, 38 Seconds

- Wayne Gretzky, at Winnipeg, March 7/88.

Goals: 2nd period Esa Tikkanen 9:38,

Craig Simpson 10:38, Mark Messier 13:46,

Craig Simpson 14:16. Edmonton won 6-0

Opposition: 24 Minutes, 4 Seconds

- Stan Smyl, at Vancouver, April 1/80.

Goals: 2nd period - Dave Williams 5:26,

Ivan Boldirev 18:01, 3rd period - Thomas Gradin

6:27, Curt Fraser 9:30, Vancouver won 5-0

FASTEST FIVE ASSISTS:

Edmonton: 16 Minutes, 38 Seconds

- Wayne Gretzky, vs Quebec February 14/86.

Goals: 2nd period Dave Semenko 17:03,

3rd period Paul Coffey 1:16, Jari Kurri 2:32,

Craig MacTavish 12:59, Paul Coffey 13:41,

Oilers won 8-2

Opposition:

- has not occurred in Oilers history



EDMONTON OILERS TEAM RECORDS

MOST

POINTS, ONE SEASON:

119 – 1983-84
– 1985-86

WINS, ONE SEASON:

57 – 1983-84

LOSSES, ONE SEASON:

50 – 1992-93

TIES, ONE SEASON:

16 – 1980-81, 1999-00

OVERTIME LOSSES, ONE SEASON:

13 – 2005-06 (4 overtime losses and
9 shootout losses)

HOME WINS, ONE SEASON:

32 – 1985-86

ROAD WINS, ONE SEASON:

26 – 1983-84

HOME LOSSES, ONE SEASON:

22 – 1993-94

ROAD LOSSES, ONE SEASON:

29 – 1992-93

HOME TIES, ONE SEASON:

10 – 1980-81

ROAD TIES, ONE SEASON:

11 – 1981-82, 1993-94

HOME OVERTIME LOSSES, ONE SEASON:

6 – 2011-12 (3 overtime losses and
3 shootout losses)
6 – 2005-06 (2 overtime losses and
4 shootout losses)

ROAD OVERTIME LOSSES, ONE SEASON:

7 – 2005-06 (2 overtime losses and
5 shootout losses)

SHOOTOUTS:

19 – 2007-08 (Won 15, Lost 4)

SHOOTOUT WINS:

15 – 2007-08

SHOOTOUT LOSSES:

9 – 2010-11

HOME SHOOTOUTS:

9 – 2007-08 (Won 8, Lost 1)

HOME SHOOTOUT WINS:

8 – 2007-08

HOME SHOOTOUT LOSSES:

6 – 2010-11

ROAD SHOOTOUTS:

10 – 2007-08 (Won 7, Lost 3)

ROAD SHOOTOUT WINS:

7 – 2007-08

ROAD SHOOTOUT LOSSES:

5 – 2005-06

OVERTIME GAMES, ONE SEASON:

28 – 1999-00 (4 Wins, 8 Losses, 16 Ties)

OVERTIME WINS, ONE SEASON:

19 – 2007-08

HOME OVERTIME GAMES, ONE SEASON:

15 – 2002-03 (6 Wins, 4 Losses, 5 Ties)

HOME OVERTIME WINS, ONE SEASON:

9 – 2007-08

ROAD OVERTIME GAMES, ONE SEASON:

15 – 1999-00 (3 Wins, 5 Losses, 7 Ties)
15 – 2007-08 (10 Wins, 5 Losses)

ROAD OVERTIME WINS, ONE SEASON:

10 – 2007-08

FEWEST

POINTS, ONE SEASON:

38 – 1994-95 (48 Games)
60 – 1992-93 (84 Games)

WINS, ONE SEASON:

17 – 1994-95 (48 Games)
25 – 1993-94 (84 Games)
25 – 2010-11 (82 Games)

LOSSES, ONE SEASON:

17 – 1981-82
– 1985-86

TIES, ONE SEASON:

4 – 1994-95 (48 Games)
5 – 1983-84 (84 Games)

OVERTIME LOSSES, ONE SEASON

3 – 2000-01

HOME WINS, ONE SEASON:

11 – 1994-95 (24 Games)
15 – 1995-96 (41 Games)
13 – 2010-11 (41 Games)

ROAD WINS, ONE SEASON:

8 – 1994-95 (24 Games)
10 – 1992-93 (42 Games)

HOME LOSSES, ONE SEASON:

5 – 1981-82
– 1983-84

ROAD LOSSES, ONE SEASON:

11 – 1985-86

HOME TIES, ONE SEASON:

1 – 1994-95 (24 Games)
2 – 1985-86 (40 Games)

ROAD TIES, ONE SEASON:

1 – 1983-84
– 1986-87

HOME OVERTIME LOSSES,

ONE SEASON:

0 – 2001-02

ROAD OVERTIME LOSSES, ONE SEASON:

1 – 2000-01

OVERTIME GAMES, ONE SEASON:

7 – 1994-95 (1 Win, 2 Losses, 4 Ties) –
48 Games
9 – 1983-84 (4 Wins, 0 Losses, 5 Ties) –
80 Games

**OVERTIME WINS, ONE SEASON:**

0 – 1984-85 (0-1-11) & 1991-92 (0-2-10)

HOME OVERTIME GAMES, ONE SEASON:

2 – 1994-95 (1-0-1) – 48 Games
5 – 1983-84 (1-0-4), 1987-88 (0-1-4), 1988-89 (1-1-3), 1991-92 (0-0-5) – 80 Games
5 – 2006-07 (2-3-0) – 82 Games

HOME OVERTIME WINS, ONE SEASON:

0 – 1984-85, 1987-88, 1991-92, 1993-94, 1997-98, 1998-99

ROAD OVERTIME GAMES, ONE SEASON:

4 – 1983-84 (3 Wins, 0 Losses, 1 Tie)

ROAD OVERTIME WINS, ONE SEASON:

0 – 1984-85, 1991-92, 1994-95, 1996-97 & 2010-11

STREAKS**LONGEST WINNING RECORD:**

9 games
– February 20/2001 through March 13/2001

LONGEST WINNING RECORD, INCLUDING**PLAYOFFS:**

9 games
– April 10/85 through May 7/85

LONGEST HOME WINNING RECORD, ONE SEASON:

8 games
– January 19/85 through February 22/85
– February 24/86 through April 2/86

LONGEST ROAD WINNING RECORD, ONE SEASON:

8 games
– December 9/86 through January 17/87

LONGEST UNDEFEATED STREAK & LONGEST UNDEFEATED STREAK FROM START OF SEASON:

15 games
– October 11/84 through November 9/84, 12 wins, 3 ties (NHL record)

LONGEST HOME UNDEFEATED RECORD, ONE SEASON:

14 games
– November 15/89 through January 6/90, 11 wins, 3 ties

LONGEST ROAD UNDEFEATED RECORD, ONE SEASON:

9 games
– January 17/82 through March 2/82, 6 wins, 3 ties
– November 23/82 through January 18/83, 7 wins, 2 ties

LONGEST LOSING RECORD, ONE SEASON:

11 games
– October 16/93 through November 7/93

LONGEST HOME LOSING RECORD, ONE SEASON:

9 games
– October 16/93 through November 24/93

LONGEST ROAD LOSING RECORD, ONE SEASON:

9 games
– November 25/80 through December 30/80
– February 25, 2006 through March 15, 2006

LONGEST WINLESS RECORD, ONE SEASON:

14 games
– October 11/93 through November 7/93; 13 losses, 1 tie

LONGEST HOME WINLESS RECORD, ONE SEASON:

9 games
– October 16/93 through November 24/93, 9 losses, 0 ties

LONGEST ROAD WINLESS RECORD, ONE SEASON:

11 games
– December 18/2001 through February 8/2002, 7 losses, 4 ties

MOST CONSECUTIVE OVERTIME GAMES:

7 Games
– February 29, 2004 through March 12, 2004, 2 Wins, 2 Losses, 3 Ties (NHL Record)

LONGEST NON-SHUTOUT RECORD:

229 games
– March 15/81 through February 11/84

LONGEST NON-SHUTOUT RECORD, INCLUDING PLAYOFFS:

198 games
– March 15/81 through May 3/83

MOST CONSECUTIVE GAMES SHUT OUT:

2 – October 28/90 through October 31/90
– November 18/91 through November 23/91
– October 11/03 through October 14/03
– April 3/07 through April 5/07
– October 25/09 through October 27/09

LONGEST SHUTOUT SEQUENCE AGAINST:

207 Minutes, 43 Seconds
– The Oilers were shutout for the final 52:48 of a 2-1 loss at Chicago on April 1, 2007, through back-to-back 3-0 shutouts (120:00) at Minnesota on April 3 & 5, 2007 and the initial 34:55 of a 3-2 win at Calgary on April 7, 2007.
156 Minutes 31 Seconds
– The Oilers were shutout for the final 22:25 at Calgary (Oct. 25, 1990) through shutouts vs Washington (Oct. 28/90) and vs Winnipeg (OT; Oct. 31/90) and the initial 13:43 of the 1st period vs New Jersey (Nov. 3/90).

146 Minutes, 31 Seconds
– The Oilers were shutout from 17:58 of the 3rd period vs San Jose on Oct. 9/03, through shutouts at Vancouver on Oct. 11/03 and at Calgary on Oct. 14/03, until 3:30 of the 2nd period vs Buffalo on Oct. 16/03.

142 Minutes, 26 Seconds
– The Oilers were shutout from 7:00 of the 3rd period at Minnesota on Feb. 25/07, through shutouts vs Phoenix on Feb. 27/07 and vs Minnesota on Mar. 1/07, until 9:27 of the 1st period vs Calgary on Mar. 3/07.

MOST CONSECUTIVE PERIODS SCORING A GOAL:

24 periods
– from the 1st period vs Vancouver on November 21/81 Through the 3rd period vs Vancouver on December 4/81, 63 goals during streak



MOST CONSECUTIVE GAMES WITH A POWERPLAY GOAL:

- Edmonton: 20 games
 - November 24/82 through January 7/83, 31 powerplay goals
- Opposition: 12 games
 - October 7/81 through October 28/81, 15 powerplay goals
 - February 20/90 through March 14/90, 19 powerplay goals
 - October 6/93 through October 29/93, 17 powerplay goals

GOALS

MOST GOALS, ONE SEASON:

446 – 1983-84 (NHL record)

HIGHEST GOALS PER GAME AVERAGE, ONE SEASON:

5.58 – 1983-84, 446 goals in 80 games (NHL record)

FEWEST GOALS, ONE SEASON:

136 – 1994-95 (48 Games)
195 – 2006-07 (82 Games)
191 – 2010-11 (82 Games)

LOWEST GOALS-PER GAME AVERAGE, ONE SEASON:

2.33 – 2010-11, 191 goals in 82 games

MOST GOALS AGAINST, ONE SEASON:

337 – 1992-93

HIGHEST GOALS AGAINST PER-GAME AVERAGE, ONE SEASON:

4.09 – 1980-81, 327 goals in 80 games

FEWEST GOALS AGAINST, ONE SEASON:

182 – 2001-02 (82 Games)
183 – 1994-95 (48 Games)

LOWEST GOALS AGAINST-PER-GAME AVERAGE, ONE SEASON:

2.22 – 2001-02, 182 goals in 82 games

MOST SHORTHANDED GOALS, ONE SEASON:

36 – 1983-84 (NHL record)

FEWEST SHORTHANDED GOALS, ONE SEASON:

2 – 1993-94

MOST SHORTHANDED GOALS AGAINST, ONE SEASON:

17 – 1988-89

MOST SHORTHANDED GOALS, ONE TEAM, ONE GAME:

- Edmonton: 3
 - Oilers vs Winnipeg, December 21/83, Edmonton won 7-4
 - Oilers vs Los Angeles, December 20/85, Edmonton won 9-4
 - Oilers vs Quebec, February 14/86, Edmonton won 8-2
 - Oilers vs Vancouver, December 12/87, Edmonton won 6-3
- Opposition: 3
 - Oilers at Washington, November 12/85, Washington won 5-2
 - Oilers vs Chicago, January 25/89, Chicago won 6-3

MOST SHORTHANDED GOALS FOR, ONE TEAM, ONE PERIOD:

- Edmonton: 2
 - Accomplished 17 times in Oilers history. Most recent: Oilers vs Chicago, November 19/02, 1st period. Edmonton won 3-1
- Opposition: 2
 - Accomplished 6 times in Oilers history. Most recent: Oilers vs Toronto, October 16/01, 2nd period. Toronto won 4-1

MOST GOALS, BOTH TEAMS, ONE GAME:

21 – Oilers vs Chicago, December 11/85, Edmonton won 12-9

MOST GOALS, ONE TEAM, ONE GAME:

- Edmonton: 13
 - Oilers vs New Jersey, November 19/83, Edmonton won 13-4
 - Oilers vs Vancouver, November 8/85, Edmonton won 13-0
- Opposition: 11
 - Oilers at Hartford, February 12/84, Hartford won 11-0
 - Oilers at Toronto, January 8/86, Toronto won 11-9

MOST CONSECUTIVE GOALS, ONE TEAM, ONE GAME:

- Edmonton: 13
 - Oilers vs Vancouver, November 8/85, Edmonton won 13-0
- Opposition: 11
 - Oilers at Hartford, February 12/84, Hartford won 11-0

MOST GOALS, BOTH TEAMS, ONE PERIOD:

12 – Oilers at Chicago, December 11/85, 2nd period, Edmonton won 12-9

MOST GOALS, ONE TEAM, ONE PERIOD:

- Edmonton: 7
 - Oilers at Vancouver, October 19/83, 3rd period, Edmonton won 10-7
 - Oilers at Toronto, February 19/85, 2nd period, Edmonton won 9-4
 - Oilers vs Vancouver, November 8/85, 3rd period, Edmonton won 13-0
- Opposition: 7
 - Oilers at Boston, January 17/80, 2nd period, Boston won 7-1

POINTS

MOST SCORING POINTS, ONE SEASON:

1, 182 – 1983-84 (NHL record)

FEWEST SCORING POINTS, ONE SEASON:

368 – 1994-95 (48 Games)
638 – 1992-93 (84 Games)

MOST POINTS, BOTH TEAMS, ONE GAME:

62 – Oilers at Chicago, December 11/85, Edmonton won 12-9 and received 24 assists, Chicago received 17 assists (NHL record)

**MOST POINTS, ONE TEAM, ONE GAME:**

- Edmonton: 36
– Oilers at Chicago, December 11/85,
Edmonton won 12-9 and received
24 assists
Opposition: 31
– Oilers at Hartford, February 12/84,
Hartford won 11-0 and received 20 assists

MOST POINTS, BOTH TEAMS, ONE PERIOD:

- 35 – Oilers at Chicago, December 11/85,
2nd period, Oilers won 12-9 and had
6 goals, 12 assists, Chicago had
6 goals, 11 assists (NHL record)

MOST POINTS, ONE TEAM, ONE PERIOD:

- Edmonton: 18
– Oilers at Vancouver, October 19/83,
3rd period, Edmonton won 10-7 and had
7 goals, 11 assists
– Oilers at Toronto, February 19/85,
2nd period, Edmonton won 9-4 and had
7 goals, 11 assists
– Oilers at Chicago, December 11/85,
2nd period, Edmonton won 12-9 and had
6 goals, 12 assists
Opposition: 19
– Oilers at Boston, January 17/80,
2nd period, Boston won 7-1 and had
7 goals, 12 assists

SHOOTOUTS**MOST SHOOTOUTS, ONE SEASON**

- 19 – 2007-08

FEWEST SHOOTOUTS, ONE SEASON

- 6 – 2006-07

MOST WINS, ONE SEASON

- 15 – 2007-08

FEWEST WINS, ONE SEASON

- 2 – 2010-11

MOST LOSSES, ONE SEASON

- 9 – 2005-06
9 – 2010-11

FEWEST LOSSES, ONE SEASON

- 3 – 2006-07

**HIGHEST WINNING PERCENTAGE,
ONE SEASON**

- .789 (15-4) – 2007-08

**LOWEST WINNING PERCENTAGE,
ONE SEASON**

- .222 (2-9) – 2010-11

MOST HOME SHOOTOUTS, ONE SEASON

- 9 – 2007-08

FEWEST HOME SHOOTOUTS, ONE SEASON

- 3 – 2006-07

MOST HOME WINS, ONE SEASON

- 8 – 2007-08

FEWEST HOME WINS, ONE SEASON

- 2 – 2006-07

MOST HOME LOSSES, ONE SEASON

- 6 – 2010-11

FEWEST HOME LOSSES, ONE SEASON

- 1 – 2006-07 & 2007-08

**HIGHEST HOME WINNING PERCENTAGE,
ONE SEASON**

- .889 (8-1) – 2007-08

**LOWEST HOME WINNING PERCENTAGE,
ONE SEASON**

- .333 (2-6) – 2010-11

MOST ROAD SHOOTOUTS, ONE SEASON

- 10 – 2007-08

FEWEST ROAD SHOOTOUTS, ONE SEASON

- 3 – 2006-07 & 2010-11

MOST ROAD WINS, ONE SEASON

- 7 – 2007-08

FEWEST ROAD WINS, ONE SEASON

- 0 – 2010-11

MOST ROAD LOSSES, ONE SEASON

- 6 – 2005-06

FEWEST ROAD LOSSES, ONE SEASON

- 1 – 2008-09

**HIGHEST ROAD WINNING PERCENTAGE,
ONE SEASON**

- .833 (5-1) – 2008-09

**LOWEST ROAD WINNING PERCENTAGE, ONE
SEASON**

- .000 (0-3) – 2010-11

LONGEST WINNING STREAK, OVERALL

- 7 Games – November 14 to December 15, 2007
7 Games – November 14, 2008 to December 15, 2008

LONGEST WINNING STREAK, ONE SEASON

- 7 Games – November 14 to December 15, 2007
7 Games – November 14, 2008 to December 15, 2008

LONGEST LOSING STREAK, OVERALL

- 4 Games – October 26 to December 7, 2010
4 Games – February 12 to March 23, 2006
2 Games – December 10 to December 13, 2005
2 Games – April 6, 2006 to November 7, 2006
2 Games – January 4 to February 20, 2007

LONGEST LOSING STREAK, ONE SEASON

- 4 Games – February 12 to March 23, 2006
2 Games – December 10 to December 13, 2005
2 Games – January 4 to February 20, 2007

SHOTS**MOST SHOTS, BOTH TEAMS, ONE GAME:**

- 100 – Oilers at Minnesota, December 11/82,
Minnesota won 5-4 and had
52 shots, Edmonton had 48 shots

MOST SHOTS, ONE TEAM, ONE GAME:

- Edmonton: 55
– Oilers vs Minnesota, March 21/86,
Oilers won 5-4
Opposition: 59
– Oilers at NY Rangers, March 17/93,
Oilers won 4-3 (OT)

MOST SHOTS, BOTH TEAMS, ONE PERIOD:

- 38 – Oilers at Colorado, December 16/81,
1st period, Edmonton won 7-4 and
had 20 shots, Colorado had 18 shots



MOST SHOTS, ONE TEAM, ONE PERIOD:

- Edmonton: 24
- Oilers vs Minnesota, March 21/86, 2nd period, Oilers won 5-4
 - Oilers vs Colorado, October 15/97, 3rd period, Colorado won 6-2
- Opposition: 29
- Oilers at Detroit, November 7/79, 2nd period, Detroit won 5-3

FEWEST SHOTS, BOTH TEAMS, ONE GAME:

- 32 – Oilers vs Boston, October 20/89, Edmonton lost 3-0 and had 11 shots, Boston had 21 shots

FEWEST SHOTS, ONE TEAM, ONE GAME:

- Edmonton: 11
- Oilers vs Boston, October 20/89, Boston won 3-0
 - Oilers vs St. Louis, November 5/99, St. Louis won 2-1
- Opposition: 11
- Oilers vs Chicago, October 9/2001, Edmonton won 2-0

FEWEST SHOTS, BOTH TEAMS, ONE PERIOD:

- 5 – Oilers vs Dallas, January 12/99, 2nd period, Dallas won 2-1 and had 3 shots, Edmonton had 2 shots

FEWEST SHOTS, ONE TEAM, ONE PERIOD:

- Edmonton: 0
- Oilers at Minnesota, February 20/91, 2nd period, Minnesota won 5-1
 - Oilers vs Florida, October 20/2001, 2nd period, Edmonton won 6-2
 - Oilers at Detroit, February 16, 2004, 2nd period, Detroit won 2-1
 - Oilers at Detroit, November 8, 2006, 1st period, Edmonton lost 3-0.
- Opposition: 1
- Oilers vs Buffalo, March 13/83, 1st period, Edmonton won 6-2
 - Oilers vs Calgary, April 2/87, 1st period, 4-4 Tie
 - Oilers vs Buffalo, October 4/96, 1st period, Edmonton won 4-3
 - Oilers at Anaheim, November 7/99, 3rd period, Anaheim won 3-1
 - Oilers vs Chicago, October 9/2001, 1st period, Edmonton won 1-0
 - Oilers vs Chicago, October 9/2001, 3rd period, Edmonton won 1-0
 - Oilers vs San Jose, November 30, 2003, 1st period, San Jose won 2-1
 - Oilers vs Vancouver, February 4, 2006, 3rd period, Edmonton won 3-1
 - Oilers vs Anaheim, November 30, 2007, 3rd period, Edmonton won 5-1.

PENALTIES

MOST PENALTIES, BOTH TEAMS, ONE GAME:

- 86 – Oilers at Los Angeles, February 28/90, Edmonton received 27 minors, 7 majors, 6 misconducts, 4 game misconducts, and 1 match penalty. Los Angeles received 26 minors, 9 majors, 3 misconducts, and 3 game misconducts, Los Angeles won 4-2 (NHL Record)

MOST PENALTIES, ONE TEAM, ONE GAME:

- Edmonton: 45
- Oilers at Los Angeles, February 28/90, Edmonton received 27 minors, 7 majors, 6 misconducts, 4 game misconducts, and 1 match penalty. Los Angeles won 4-2
- Opposition: 41
- Oilers at Los Angeles, February 28/90, Los Angeles received 26 minors, 9 majors, 3 misconducts, and 3 game misconducts, Los Angeles won 4-2

MOST PENALTIES, BOTH TEAMS, ONE PERIOD:

- 42 – Oilers at Pittsburgh, January 19/80, 2nd period, Edmonton received 5 minors, 8 majors, and 6 game misconducts, Pittsburgh received 9 minors, 7 majors, and 7 game misconducts

MOST PENALTIES, ONE TEAM, ONE PERIOD:

- Edmonton: 21
- Oilers at Los Angeles, February 28/90, 3rd period, Edmonton received 9 minors, 3 majors, 5 misconducts and 4 game misconducts. Los Angeles won 4-2
- Opposition: 23
- Oilers at Pittsburgh, January 19/80, 2nd period, Pittsburgh received 9 minors, 7 majors, and 7 game misconducts

PENALTY MINUTES

MOST PENALTY MINUTES, ONE SEASON:

2,173 – 1987-88

FEWEST PENALTY MINUTES, ONE SEASON:

1,183 – 1994-95 (48 Games)

1,267 – 2001-02 (82 Games)

MOST PENALTY MINUTES, BOTH TEAMS, ONE GAME:

- 356 – Oilers at Los Angeles, February 28/90, Edmonton received 27 minors, 7 majors, 6 misconducts, 4 game misconducts and 1 match penalty for 199 minutes. Los Angeles received 26 minors, 9 majors, 3 misconducts and 3 game misconducts for 157 minutes. Los Angeles won 4-2

MOST PENALTY MINUTES, ONE TEAM, ONE GAME:

- Edmonton: 199
- Oilers at Los Angeles, February 28/90, Edmonton received 27 minors, 7 majors, 6 misconducts, 4 game misconducts and 1 match penalty. Los Angeles won 4-2



Opposition: 157

- Oilers at Los Angeles, February 28/90, Los Angeles received 26 minors, 9 majors, 3 misconducts and 3 game misconducts
- Los Angeles won 4-2

MOST PENALTY MINUTES, BOTH TEAMS, ONE PERIOD:

- 233 – Oilers at Pittsburgh, January 19/80, 2nd period, Edmonton received 5 minors, 8 majors, and 6 game misconducts for 110 minutes, Pittsburgh received 9 minors, 7 majors, and 7 game misconducts for 123 minutes

MOST PENALTY MINUTES, ONE TEAM, ONE PERIOD:

- Edmonton: 123
- Oilers at Los Angeles, February 28/90, 3rd period, Edmonton received 9 minors, 3 majors, 5 misconducts and 4 game misconducts. Los Angeles won 4-2.

Opposition: 123

- Oilers at Pittsburgh, January 19/80, 2nd period, Pittsburgh received 9 minors, 7 majors, and 7 game misconducts

POWERPLAY GOALS

MOST POWERPLAY GOALS, ONE SEASON:

88 – 1987-88

MOST POWERPLAY GOALS, AGAINST, ONE SEASON:

106 – 1992-93

MOST POWERPLAY GOALS, BOTH TEAMS, ONE GAME:

- 8 – Oilers at Calgary, April 4/86, Calgary won 9-3, and had 5 powerplay goals, Edmonton had 3
- Oilers vs Philadelphia, March 4/88, Edmonton won 7-4, and scored 5 powerplay goals, Philadelphia scored 3

MOST POWERPLAY GOALS, ONE TEAM, ONE GAME:

- Edmonton: 5
- Oilers vs Chicago, November 26/80, Edmonton won 10-3, Jari Kurri had 2 powerplay goals, Kevin Lowe, Blair MacDonald, and Dave Semenko each had 1 powerplay goal
- Oilers at Los Angeles, October 11/87, Edmonton won 9-2, Mark Messier scored 2 powerplay goals, Glenn Anderson, Jim Ennis and Normand Lacombe each scored 1 powerplay goal
- Oilers vs Philadelphia, March 4/88, Edmonton won 7-4, Glenn Anderson and Craig Simpson scored 2 powerplay goals and Mark Messier scored 1 powerplay goal.
- Oilers vs Buffalo, November 4/88, Edmonton won 7-3, Jimmy Carson, Jari Kurri, Mark Messier, Craig Simpson and Esa Tikkanen each scored 1 powerplay goal.
- Oilers vs Toronto, November 19/88, Edmonton won 9-1, Glenn Anderson had 3 powerplay goals, Kelly Buchberger and Craig Simpson each had 1 powerplay goal.

Opposition: 6

- Oilers at Hartford, February 12/84, Hartford won 11-0, Ron Francis and Greg Malone each had 2 powerplay goals, Chris Kotsopoulos and Ray Neufeld each had 1 powerplay goal

MULTIPLE GOAL AND POINT SEASONS

MOST 50-OR MORE GOAL SCORERS, ONE SEASON:

- 3 – 1983-84, Wayne Gretzky 87; Glenn Anderson 54; Jari Kurri 52 (NHL record)
- 1985-86, Jari Kurri 68; Glenn Anderson 54; Wayne Gretzky 52 (Ties NHL record)

MOST 40-OR-MORE GOAL SCORERS, ONE SEASON:

- 4 – 1982-83, Wayne Gretzky 71; Glenn Anderson, Mark Messier 48; Jari Kurri 45 (Ties NHL record)
- 1983-84, Wayne Gretzky 87; Glenn Anderson 54; Jari Kurri 52; Paul Coffey 40 (Ties NHL record)
- 1984-85, Wayne Gretzky 73; Jari Kurri 71; Mike Krushelnyski 43; Glenn Anderson 42 (Ties NHL record)
- 1985-86, Jari Kurri 68; Glenn Anderson 54; Wayne Gretzky 52; Paul Coffey 48 (Ties NHL record)

MOST 30-OR-MORE GOAL SCORERS, ONE SEASON:

- 5 – 1981-82, Wayne Gretzky 92; Mark Messier 50; Glenn Anderson 38; Jari Kurri, Dave Lumley 32
- 1982-83, Wayne Gretzky 71; Glenn Anderson, Mark Messier 48; Jari Kurri 45; Ken Linseman 33
- 1983-84, Wayne Gretzky 87; Glenn Anderson 54; Jari Kurri 52; Paul Coffey 40; Mark Messier 37
- 1984-85, Wayne Gretzky 73; Jari Kurri 71; Mike Krushelnyski 43; Glenn Anderson 42; Paul Coffey 37
- 1985-86, Jari Kurri 68; Glenn Anderson 54; Wayne Gretzky 52; Paul Coffey 48; Mark Messier 35
- 1986-87, Wayne Gretzky 62; Jari Kurri 54; Mark Messier 37; Glenn Anderson 35; Esa Tikkanen 34
- 1987-88, Jari Kurri 43; Craig Simpson 43; Wayne Gretzky 40; Glenn Anderson 38; Mark Messier 37
- 1988-89, Jimmy Carson 49; Jari Kurri 44; Craig Simpson 35; Mark Messier 33; Esa Tikkanen 31

MOST 20-OR-MORE GOAL SCORERS, ONE SEASON:

- 8 – 1981-82, Wayne Gretzky 92; Mark Messier 50, Glenn Anderson 38; Jari Kurri, Dave Lumley 32; Paul Coffey 29; Pat Hughes 24; Matti Hagman 21
- 1982-83, Wayne Gretzky 71; Glenn Anderson, Mark Messier 48,



- Jari Kurri 45; Ken Linseman 33;
Paul Coffey 29; Pat Hughes 25;
Charlie Huddy 20
– 1983-84, Wayne Gretzky 87;
Glenn Anderson 54; Jari Kurri 52;
Paul Coffey 40; Mark Messier 37;
Pat Hughes 27; Dave Hunter,
Willy Lindstrom 22
– 1991-92, Vincent Damphousse 38;
Joe Murphy 35; Craig Simpson 24;
Scott Mellanby 23; Petr Klima 21;
Kelly Buchberger 20; Bennie Nicholls 20;
Anatoli Semenov 20

MOST 100-OR-MORE POINT SCORERS, ONE SEASON:

- 4 – 1982-83, Wayne Gretzky 196;
Mark Messier 106; Glenn Anderson,
Jari Kurri 104 (Ties NHL record)
– 1983-84, Wayne Gretzky 205;
Paul Coffey 126; Jari Kurri 113;
Mark Messier 101 (Ties NHL record)
– 1985-86, Wayne Gretzky 215,
Paul Coffey 138, Jari Kurri 131,
Glenn Anderson 102 (Ties NHL record)

ASSISTS AND SHUTOUTS

MOST ASSISTS, ONE SEASON:

736 – 1983-84 (NHL record)

FEWEST ASSISTS, ONE SEASON:

232 – 1994-95 (48 Games)
343 – 2001-02 (82 Games)

MOST SHUTOUTS, ONE SEASON:

- 8 – 1997-98 (8 by Curtis Joseph)
– 2000-01 (8 by Tommy Salo)
– 2001-02 (6 by Tommy Salo, 2 by Jussi Markkanen)

FEWEST SHUTOUTS, ONE SEASON:

- 0 – 1980-81
– 1981-82
– 1986-87 (Ties NHL record)

FASTEST GOALS

FASTEST FIVE GOALS, BOTH TEAMS:

- 3 Minutes, 34 Seconds
– Oilers vs St. Louis, January 20/82,
3rd period. Scorers: Tom Roulston,
Oilers, 13:57; Dave Lumley, Oilers, 14:17;
Wayne Gretzky, Oilers, 15:30;
Glenn Anderson, Oilers, 15:38;
Tony Currie, Blues, 17:31,
Edmonton won 8-6

FASTEST FIVE GOALS, ONE TEAM:

- Edmonton: 5 Minutes, 38 Seconds
– Oilers at Phoenix, February 27/04,
2nd period. Scorers: Fernando Pisani,
9:50; Adam Oates, 10:42; Shawn
Horcoff, 13:39; Ethan Moreau, 13:59 and
15:28. Edmonton won 7-2

Opposition: 7 Minutes, 49 Seconds

- Oilers at NY Rangers, October 24/79,
1st period. Scorers: Ron Greschner 3:41;
Walt Tkaczuk 4:31; Don Murdoch 5:18;
Ulf Nilsson 11:13; Ron Duguay 11:30,
New York won 10-2

FASTEST FOUR GOALS, BOTH TEAMS:

1 Minute, 49 Seconds

- Oilers vs Anaheim, February 17/99,
3rd period. Scorers: Alexander Selivanov,
Oilers, 6:28; Rem Murray, Oilers, 6:41;
Selivanov, Oilers, 7:49 and
Steve Rucchin, Mighty Ducks, 8:17;
Edmonton won 6-2 at Anaheim.

FASTEST FOUR GOALS, ONE TEAM:

Edmonton: 1 Minute, 41 Seconds

- Oilers vs St. Louis, January 20/82,
3rd period. Scorers: Tom Roulston 13:57;
Dave Lumley 14:17; Wayne Gretzky
15:30; Glenn Anderson 15:38,
Edmonton won 8-6
Opposition: 3 Minutes, 19 Seconds
– Oilers vs Los Angeles, January 25/90,
2nd period. Scorers: John Tonelli, 0:32;
Barry Beck, 3:06; Dave Taylor, 3:21;
Tony Granato, 3:51.
Edmonton won 7-6

FASTEST THREE GOALS, BOTH TEAMS:

27 Seconds

- Oilers vs Washington, November 2/83,
1st period. Scorers: Don Jackson, Oilers,
17:24; Chris Valentine, Capitals, 17:44;
Glenn Anderson, Oilers, 17:51,
Edmonton won 11-3
– Oilers at Quebec, November 8/83,
3rd period. Scorers: Bo Berglund,
Nordiques, 16:31; Mark Messier, Oilers,
16:46; Dave Lumley, Oilers, 16:58,
Edmonton won 7-4

FASTEST THREE GOALS, ONE TEAM:

Edmonton: 45 Seconds

- Oilers at Hartford, March 25/81,
3rd period. Scorers: Wayne Gretzky
19:04; Mark Messier 19:18;
Glenn Anderson 19:49,
Edmonton won 7-2
Opposition: 38 Seconds
– Oilers at St. Louis, January 26/82,
3rd period. Scorers: Joe Mullen 0:44;
Perry Turnbull 1:09; Mike Crombeen 1:22,
Edmonton won 6-4

FASTEST TWO GOALS, BOTH TEAMS:

5 Seconds

- Oilers vs Chicago, November 27/87,
2nd period. Scorers: Wayne Gretzky,
Edmonton, 18:37; Steve Larmer, Chicago,
18:42, Edmonton won 4-3

**FASTEST TWO GOALS, ONE TEAM:**

Edmonton: 7 Seconds

- Oilers vs Phoenix, November 23, 2009
1st Period, Scorers: Sheldon Souray, Edmonton, 11:07; Ales Hemsky, Edmonton, 11:14,
Edmonton won 4-0

Opposition: 4 Seconds (Ties NHL Record)

- Oilers at Winnipeg, December 15/95,
2nd period. Scoring was: Deron Quint at
7:51 and 7:55. Winnipeg won 9-4

FASTEST THREE GOALS FROM THE START OF A GAME, BOTH TEAMS:

2 Minutes, 40 Seconds

- Oilers vs NY Islanders, November 2/79.
Scorers: Stefan Persson, Islanders, 1:57;
Wayne Gretzky, Oilers, 2:18;
Dan Newman, Oilers, 2:40,
Edmonton won 7-5

FASTEST THREE GOALS FROM THE START OF A GAME, ONE TEAM:

Edmonton: 2 Minutes, 43 Seconds

- Oilers vs. Vancouver 03/30/13
Scorers: Taylor Hall 0:16, Ladislav Smid 2:05,
Taylor Hall 2:43
Edmonton won 4-0
Opposition: 3 Minutes, 9 Seconds
– Oilers at Detroit, December 2/87.
Scorers were Brent Ashton 0:47;
Gerard Gallant 1:02; Shawn Burr 3:09.
Detroit won 7-4.

FASTEST THREE GOALS FROM THE START OF A PERIOD, BOTH TEAMS:

2 Minutes, 4 Seconds

- Oilers at Calgary, January 3/84,
2nd period. Scorers: Jim Peplinski,
Flames, 0:48; Mark Messier, Oilers, 1:32;
Pat Hughes, Oilers, 2:04
Edmonton won 9-6

FASTEST THREE GOALS FROM THE START OF A PERIOD, ONE TEAM:

Edmonton: 2 Minutes, 27 Seconds

- Oilers vs Calgary, December 4/82,
3rd period. Scorers: Wayne Gretzky 0:33;
Jari Kurri 1:31; Ken Linseman 2:27,
Edmonton won 7-5

Opposition: 1 Minute, 22 Seconds

- Oilers at St. Louis, January 26/82,
3rd period. Scorers: Joe Mullen 0:44;
Perry Turnbull 1:09; Mike Crombeen 1:22,
Edmonton won 6-4

FASTEST TWO GOALS FROM THE START OF A GAME, BOTH TEAMS:

2 Minutes, 6 Seconds

- Oilers vs Toronto, October 29/80.
Scorers: Dave Semenko, Oilers, 1:18;
Dan Maloney, Maple Leafs, 2:06,
Teams tied 4-4

FASTEST TWO GOALS FROM THE START OF A GAME, ONE TEAM:

Edmonton: 24 Seconds (NHL record)

- Oilers at Los Angeles, March 28/82.
Scorers: Mark Messier 0:14;
Dave Lumley 0:24, Edmonton won 6-2
Opposition: 41 Seconds
– Oilers vs NY Islanders, December 5/84.
Scorers: John Tonelli 0:25, 0:41,
Edmonton won 6-4

FASTEST TWO GOALS FROM THE START OF A PERIOD, BOTH TEAMS:

43 Seconds

- Oilers at St. Louis, February 23/88,
2nd period. Scorers: Steve Smith,
Edmonton, 0:23; Tony McKegney,
St. Louis 10:43. Edmonton won 6-4

FASTEST TWO GOALS FROM THE START OF A PERIOD, ONE TEAM:

Edmonton: 24 Seconds (NHL record)

- Oilers at Los Angeles, March 28/82,
1st period. Scorers: Mark Messier 0:14;
Dave Lumley 0:24, Edmonton won 6-2
Opposition: 41 Seconds
– Oilers vs NY Islanders, December 5/84.
Scorers: John Tonelli 0:25, 0:41,
Edmonton won 6-4



OILERS YEARLY PLAYOFF RECORD 1979-80 TO 2012-13

SEASON	SERIES	W	L	PCT.	GP	W	L	PCT.	GF	GA	OT W-L	HOME W-L	AWAY W-L
1979-80	1	0	1	.000	3	0	3	.000	6	12	0-2	0-1	0-2
1980-81	2	1	1	.500	9	5	4	.556	35	35	0-1	2-2	3-2
1981-82	1	0	1	.000	5	2	3	.400	23	27	1-1	1-2	1-1
1982-83	4	3	1	.750	16	11	5	.688	80	50	0-0	7-2	4-3
1983-84	4	4	0	1.000	19	15	4	.789	94	56	1-2	9-2	6-2
1984-85	4	4	0	1.000	18	15	3	.833	98	57	2-0	10-0	5-3
1985-86	2	1	1	.500	10	6	4	.600	41	30	1-0	3-3	3-1
1986-87	4	4	0	1.000	21	16	5	.762	87	57	2-0	9-3	7-2
1987-88	4	4	0	1.000	18	16	2	.889	84	53	2-0	11-0	5-2
1988-89	1	0	1	.000	7	3	4	.429	20	25	0-0	2-1	1-3
1989-90	4	4	0	1.000	22	16	6	.727	93	60	3-1	8-3	8-3
1990-91	3	2	1	.667	18	9	9	.500	57	60	4-2	6-3	3-6
1991-92	3	2	1	.667	16	8	8	.500	49	54	1-1	5-3	3-5
1992-93	DID NOT QUALIFY FOR STANLEY CUP PLAYOFFS												
1993-94	DID NOT QUALIFY FOR STANLEY CUP PLAYOFFS												
1994-95	DID NOT QUALIFY FOR STANLEY CUP PLAYOFFS												
1995-96	DID NOT QUALIFY FOR STANLEY CUP PLAYOFFS												
1996-97	2	1	1	.500	12	5	7	.417	32	37	3-1	2-3	3-4
1997-98	2	1	1	.500	12	5	7	.417	24	25	0-2	1-4	4-3
1998-99	1	0	1	.000	4	0	4	.000	7	11	0-1	0-2	0-2
1999-00	1	0	1	.000	5	1	4	.200	11	14	0-0	1-1	0-3
2000-01	1	0	1	.000	6	2	4	.333	13	16	1-3	1-2	1-2
2001-02	DID NOT QUALIFY FOR STANLEY CUP PLAYOFFS												
2002-03	1	0	1	.000	6	2	4	.333	11	20	0-0	1-2	1-2
2003-04	DID NOT QUALIFY FOR STANLEY CUP PLAYOFFS												
2004-05	SEASON CANCELLED — NHL LOCKOUT												
2005-06	4	3	1	.750	24	15	9	.625	70	61	3-1	8-3	7-6
2006-07	DID NOT QUALIFY FOR STANLEY CUP PLAYOFFS												
2007-08	DID NOT QUALIFY FOR STANLEY CUP PLAYOFFS												
2008-09	DID NOT QUALIFY FOR STANLEY CUP PLAYOFFS												
2009-10	DID NOT QUALIFY FOR STANLEY CUP PLAYOFFS												
2010-11	DID NOT QUALIFY FOR STANLEY CUP PLAYOFFS												
2011-12	DID NOT QUALIFY FOR STANLEY CUP PLAYOFFS												
2012-13	DID NOT QUALIFY FOR STANLEY CUP PLAYOFFS												
TOTALS	49	34	15	.694	251	152	99	.606	935	760	24-18	87-42	65-57

OILERS PLAYOFF RECORD VS. OPPONENTS

SEASON	SERIES	W	L	PCT.	GP	W	L	PCT.	GF	GA	OT W-L	HOME W-L	AWAY W-L
Anaheim	1	1	0	1.000	5	4	1	.800	16	13	0-0	1-1	3-0
Boston	2	2	0	1.000	9	8	1	.889	38	17	1-0	4-1	4-0
Calgary	5	4	1	.800	30	19	11	.633	132	96	3-3	10-6	9-5
Carolina	1	0	1	.000	7	3	4	.429	16	19	1-0	2-1	1-3
Chicago	4	3	1	.750	20	12	8	.600	102	77	0-1	7-3	5-5
Colorado	2	1	1	.500	12	5	7	.417	30	35	0-2	2-3	3-4
Dallas	8	2	6	.250	42	15	27	.357	104	118	4-5	7-13	8-14
Detroit	3	3	0	1.000	16	12	4	.650	58	43	2-1	7-2	5-2
Los Angeles	7	5	2	.714	36	24	12	.667	154	127	7-2	14-5	10-7
Montreal	1	1	0	1.000	3	3	0	1.000	15	6	0-0	1-0	2-0
NY Islanders	3	1	2	.333	15	6	9	.400	47	58	0-1	4-4	2-5
Philadelphia	3	2	1	.667	15	8	7	.533	49	44	1-2	6-2	2-5
San Jose	1	1	0	1.000	6	4	2	.667	19	12	1-0	3-0	1-2
Vancouver	2	2	0	1.000	9	7	2	.778	35	20	1-0	5-0	2-2
Winnipeg	6	6	0	1.000	26	22	4	.846	120	75	3-1	14-1	8-3
TOTALS	49	34	15	.694	251	152	99	.606	935	760	24-18	87-42	65-57

OILERS RECORD IN THE STANLEY CUP FINAL

SEASON	SERIES	W	L	PCT.	GP	W	L	PCT.	GF	GA	OT W-L	HOME W-L	AWAY W-L
Boston	2	2	0	1.000	9	8	1	.889	38	17	1-0	4-1	4-0
Carolina	1	0	1	.000	7	3	4	.429	16	19	1-0	2-1	1-3
NY Islanders	2	1	1	.500	9	4	5	.444	27	29	0-0	3-2	1-3
Philadelphia	2	2	0	1.000	12	8	4	.667	43	32	1-0	6-1	2-3
TOTALS	7	5	2	.714	37	23	14	.622	124	97	3-0	15-5	8-9



1980 PLAYOFFS

DATE	CITY	RESULTS	WINNING GOAL	WINNING GOALTENDER
April 8	Philadelphia	Philadelphia 4, Edmonton 3*	Clarke	Peeters
April 9	Philadelphia	Philadelphia 5, Edmonton 1	Clarke	Peeters
April 11	Edmonton	Philadelphia 3, Edmonton 2**	Linseman	Myre

* Bobby Clarke scored at 8:06 overtime
 ** Ken Linseman scored at 23:56 overtime
 (PHILADELPHIA WON SERIES 3-0)

1981 PLAYOFFS

DATE	CITY	RESULTS	WINNING GOAL	WINNING GOALTENDER
April 8	Montreal	Edmonton 6, Montreal 3	Callighen	Moog
April 9	Montreal	Edmonton 3, Montreal 1	Siltanen	Moog
April 11	Edmonton	Edmonton 6, Montreal 2	Gretzky	Moog
(EDMONTON WON SERIES 3-0)				
April 16	Uniondale	NY Islanders 8, Edmonton 2	Tonelli	Smith
April 17	Uniondale	NY Islanders 6, Edmonton 3	D. Potvin	Smith
April 19	Edmonton	Edmonton 5, NY Islanders 2	Hagman	Moog
April 20	Edmonton	NY Islanders 5, Edmonton 4*	Morrow	Melanson
April 22	Uniondale	Edmonton 4, NY Islanders 3	Hagman	Moog
April 24	Edmonton	NY Islanders 5, Edmonton 2	Nystrom	Smith

* Ken Morrow scored at 5:41 overtime
 (NY ISLANDERS WON SERIES 4-2)

1982 PLAYOFFS

DATE	CITY	RESULTS	WINNING GOAL	WINNING GOALTENDER
April 7	Edmonton	Los Angeles 10, Edmonton 8	Simmer	Lessard
April 8	Edmonton	Edmonton 3, Los Angeles 2*	Gretzky	Fuhr
April 10	Los Angeles	Los Angeles 6, Edmonton 5**	Evans	Lessard
April 12	Los Angeles	Edmonton 3, Los Angeles 2	Anderson	Fuhr
April 13	Edmonton	Los Angeles 7, Edmonton 4	Nicholls	Lessard

* Wayne Gretzky scored at 6:20 overtime
 ** Daryl Evans scored at 2:35 overtime
 (LOS ANGELES WON SERIES 3-2)

1983 PLAYOFFS

DATE	CITY	RESULTS	WINNING GOAL	WINNING GOALTENDER
April 6	Edmonton	Edmonton 6, Winnipeg 3	Gretzky	Moog
April 7	Edmonton	Edmonton 4, Winnipeg 3	Messier	Moog
April 9	Winnipeg	Edmonton 4, Winnipeg 3	Linseman	Moog
(EDMONTON WON SERIES 3-0)				
April 14	Edmonton	Edmonton 6, Calgary 3	Hughes	Moog
April 15	Edmonton	Edmonton 5, Calgary 1	Gregg	Moog
April 17	Calgary	Edmonton 10, Calgary 2	Gretzky	Moog
April 18	Calgary	Calgary 6, Edmonton 5	Meredith	Edwards
April 20	Edmonton	Edmonton 9, Calgary 1	Messier	Moog
(EDMONTON WON SERIES 4-1)				
April 24	Edmonton	Edmonton 8, Chicago 4	Gretzky	Moog
April 26	Edmonton	Edmonton 8, Chicago 2	Anderson	Moog
May 1	Chicago	Edmonton 3, Chicago 2	Anderson	Moog
May 3	Chicago	Edmonton 6, Chicago 3	Pouzar	Moog
(EDMONTON WON SERIES 4-0)				
May 10	Edmonton	NY Islanders 2, Edmonton 0	D. Sutter	Smith
May 12	Edmonton	NY Islanders 6, Edmonton 3	Bourne	Smith
May 14	Uniondale	NY Islanders 5, Edmonton 1	Bourne	Smith
May 17	Uniondale	NY Islanders 4, Edmonton 2	Bossy	Smith

(NY ISLANDERS WON SERIES 4-0)



1984 PLAYOFFS

DATE	CITY	RESULTS	WINNING GOAL	WINNING GOALTENDER
April 4	Edmonton	Edmonton 9, Winnipeg 2	Coffey	Fuhr
April 5	Edmonton	Edmonton 5, Winnipeg 4*	Gregg	Fuhr
April 7	Winnipeg	Edmonton 4, Winnipeg 1	Semenko	Fuhr
* Randy Gregg scored at 0:21 overtime (EDMONTON WON SERIES 3-0)				
April 12	Edmonton	Edmonton 5, Calgary 2	Gretzky	Fuhr
April 13	Edmonton	Calgary 6, Edmonton 5*	Wilson	Edwards
April 15	Calgary	Edmonton 3, Calgary 2	Pouzar	Fuhr
April 16	Calgary	Edmonton 5, Calgary 3	Messier	Fuhr
April 18	Edmonton	Calgary 5, Edmonton 4	Eaves	Lemelin
April 20	Calgary	Calgary 5, Edmonton 4**	McDonald	Lemelin
April 22	Edmonton	Edmonton 7, Calgary 4	Linseman	Moog
* Carey Wilson scored at 3:42 overtime ** Lanny McDonald scored at 1:04 overtime (EDMONTON WON SERIES 4-3)				
April 24	Edmonton	Edmonton 7, Minnesota 1	Gretzky	Fuhr
April 26	Edmonton	Edmonton 4, Minnesota 3	Gretzky	Moog
April 28	Minnesota	Edmonton 8, Minnesota 5	Linseman	Moog
May 1	Minnesota	Edmonton 3, Minnesota 1	Linseman	Fuhr
(EDMONTON WON SERIES 4-0)				
May 10	Uniondale	Edmonton 1, NY Islanders 0	McClelland	Fuhr
May 12	Uniondale	NY Islanders 6, Edmonton 1	Gilbert	Smith
May 15	Edmonton	Edmonton 7, NY Islanders 2	Anderson	Fuhr
May 17	Edmonton	Edmonton 7, NY Islanders 2	Messier	Moog
May 19	Edmonton	Edmonton 5, NY Islanders 2	Linseman	Moog
(EDMONTON WON SERIES 4-1)				

1985 PLAYOFFS

DATE	CITY	RESULTS	WINNING GOAL	WINNING GOALTENDER
April 10	Edmonton	Edmonton 3, Los Angeles 2*	Fogolin	Fuhr
April 11	Edmonton	Edmonton 4, Los Angeles 2	Krushelnyski	Fuhr
April 13	Los Angeles	Edmonton 4, Los Angeles 3**	Anderson	Fuhr
* Lee Fogolin scored at 3:01 overtime ** Glenn Anderson scored at 0:46 overtime (EDMONTON WON SERIES 3-0)				
April 18	Edmonton	Edmonton 4, Winnipeg 2	Coffey	Fuhr
April 20	Edmonton	Edmonton 5, Winnipeg 2	Coffey	Fuhr
April 23	Winnipeg	Edmonton 5, Winnipeg 4	Gretzky	Fuhr
April 25	Winnipeg	Edmonton 8, Winnipeg 3	Kurri	Fuhr
(EDMONTON WON SERIES 4-0)				
May 4	Edmonton	Edmonton 11, Chicago 2	Coffey	Fuhr
May 7	Edmonton	Edmonton 7, Chicago 3	Kurri	Fuhr
May 9	Chicago	Chicago 5, Edmonton 2	Darryl Sutter	Bannerman
May 12	Chicago	Chicago 8, Edmonton 6	Larmer	Bannerman
May 14	Edmonton	Edmonton 10, Chicago 5	Gretzky	Fuhr
May 16	Chicago	Edmonton 8, Chicago 2	Messier	Fuhr
(EDMONTON WON SERIES 4-2)				
May 21	Philadelphia	Philadelphia 4, Edmonton 1	Ron Sutter	Lindbergh
May 23	Philadelphia	Edmonton 3, Philadelphia 1	Lindstrom	Fuhr
May 25	Edmonton	Edmonton 4, Philadelphia 3	Krushelnyski	Fuhr
May 28	Edmonton	Edmonton 5, Philadelphia 3	Gretzky	Fuhr
May 30	Edmonton	Edmonton 8, Philadelphia 3	Coffey	Fuhr
(EDMONTON WON SERIES 4-1)				

1986 PLAYOFFS

DATE	CITY	RESULTS	WINNING GOAL	WINNING GOALTENDER
April 9	Edmonton	Edmonton 7, Vancouver 3	Krushelnyski	Fuhr
April 10	Edmonton	Edmonton 5, Vancouver 1	Gretzky	Moog
April 12	Vancouver	Edmonton 5, Vancouver 1	Krushelnyski	Fuhr
(EDMONTON WON SERIES 3-0)				



DATE	CITY	RESULTS
April 18	Edmonton	Calgary 4, Edmonton 1
April 20	Edmonton	Edmonton 6, Calgary 5*
April 22	Calgary	Calgary 3, Edmonton 2
April 24	Calgary	Edmonton 7, Calgary 4
April 26	Edmonton	Calgary 4, Edmonton 1
April 28	Calgary	Edmonton 5, Calgary 2
April 30	Edmonton	Calgary 3, Edmonton 2

* Glenn Anderson scored at 1:04 overtime
(CALGARY WON SERIES 4-3)

WINNING GOAL	WINNING GOALTENDER
Suter	Vernon
Anderson	Fuhr
Otto	Vernon
Gretzky	Fuhr
McDonald	Vernon
Anderson	Fuhr
Berezan	Vernon

1987 PLAYOFFS

DATE	CITY	RESULTS
April 8	Edmonton	Los Angeles 5, Edmonton 2
April 9	Edmonton	Edmonton 13, Los Angeles 5
April 11	Los Angeles	Edmonton 6, Los Angeles 5
April 12	Los Angeles	Edmonton 6, Los Angeles 3
April 14	Edmonton	Edmonton 5, Los Angeles 4
(EDMONTON WON SERIES 4-1)		
April 21	Edmonton	Edmonton 3, Winnipeg 2*
April 23	Edmonton	Edmonton 5, Winnipeg 3
April 25	Winnipeg	Edmonton 5, Winnipeg 2
April 27	Winnipeg	Edmonton 4, Winnipeg 2

* Glenn Anderson scored at 0:36 overtime
(EDMONTON WON SERIES 4-0)

May 5	Edmonton	Detroit 3, Edmonton 1
May 7	Edmonton	Edmonton 4, Detroit 1
May 9	Detroit	Edmonton 2, Detroit 1
May 11	Detroit	Edmonton 3, Detroit 2
May 13	Edmonton	Edmonton 6, Detroit 3
(EDMONTON WON SERIES 4-1)		
May 17	Edmonton	Edmonton 4, Philadelphia 2
May 20	Edmonton	Edmonton 3, Philadelphia 2*
May 22	Philadelphia	Philadelphia 5, Edmonton 3
May 24	Philadelphia	Edmonton 4, Philadelphia 1
May 26	Edmonton	Philadelphia 4, Edmonton 3
May 28	Philadelphia	Philadelphia 3, Edmonton 2
May 31	Edmonton	Edmonton 3, Philadelphia 1

* Jari Kurri scored at 6:50 overtime
(EDMONTON WON SERIES 4-3)

WINNING GOAL	WINNING GOALTENDER
Williams	Melanson
Gregg	Moog
Kurri	Moog
Tikkanen	Fuhr
Anderson	Fuhr
Anderson	Fuhr
Lemay	Fuhr
Kurri	Fuhr
Ruotsalainen	Fuhr

Kocur	Stefan
Kurri	Fuhr
McSorley	Fuhr
Krushelnyski	Fuhr
Messier	Fuhr
Coffey	Fuhr
Kurri	Fuhr
McCrimmon	Hextall
Lowe	Fuhr
Tocchet	Hextall
Daigneault	Hextall
Kurri	Fuhr

1988 PLAYOFFS

DATE	CITY	RESULTS
April 6	Edmonton	Edmonton 7, Winnipeg 4
April 7	Edmonton	Edmonton 3, Winnipeg 2
April 9	Winnipeg	Winnipeg 6, Edmonton 4
April 10	Winnipeg	Edmonton 5, Winnipeg 3
April 12	Edmonton	Edmonton 6, Winnipeg 2
(EDMONTON WON SERIES 4-1)		
April 19	Calgary	Edmonton 3, Calgary 1
April 21	Calgary	Edmonton 5, Calgary 4*
April 23	Edmonton	Edmonton 4, Calgary 2
April 25	Edmonton	Edmonton 6, Calgary 4

* Wayne Gretzky scored at 7:54 of overtime.
(EDMONTON WON SERIES 4-0)

May 3	Edmonton	Edmonton 4, Detroit 1
May 5	Edmonton	Edmonton 5, Detroit 3
May 7	Detroit	Detroit 5, Edmonton 2
May 9	Detroit	Edmonton 4, Detroit 3*
May 11	Edmonton	Edmonton 8, Detroit 4

* Jari Kurri scored at 11:02 of overtime.
(EDMONTON WON SERIES 4-1)

WINNING GOAL	WINNING GOALTENDER
Simpson	Fuhr
Simpson	Fuhr
Gilhen	Berthiaume
Lacombe	Fuhr
Kurri	Fuhr
Kurri	Fuhr
Gretzky	Fuhr
Anderson	Fuhr
Hannan	Fuhr

Gregg	Fuhr
Simpson	Fuhr
Probert	Hanlon
Kurri	Fuhr
Acton	Fuhr



DATE	CITY	RESULTS
May 18	Edmonton	Edmonton 2, Boston 1
May 20	Edmonton	Edmonton 4, Boston 2
May 22	Boston	Edmonton 6, Boston 3
May 24	Boston	Edmonton 3, Boston 3*
May 26	Edmonton	Edmonton 6, Boston 3

* Game cancelled due to power failure.
(EDMONTON WON SERIES 4-0)

WINNING GOAL	WINNING GOALTENDER
Acton	Fuhr
Gretzky	Fuhr
Tikkanen	Fuhr
—	—
Gretzky	Fuhr

1989 PLAYOFFS

DATE	CITY	RESULTS
April 5	Los Angeles	Edmonton 4, Los Angeles 3
April 6	Los Angeles	Los Angeles 5, Edmonton 2
April 8	Edmonton	Edmonton 4, Los Angeles 0
April 9	Edmonton	Edmonton 4, Los Angeles 3
April 11	Los Angeles	Los Angeles 4, Edmonton 2
April 13	Edmonton	Los Angeles 4, Edmonton 1
April 15	Los Angeles	Los Angeles 6, Edmonton 3

(LOS ANGELES WON SERIES 4-3)

WINNING GOAL	WINNING GOALTENDER
Simpson	Fuhr
Kontos	Hrudey
Carson	Fuhr
Smith	Fuhr
Robitaille	Hrudey
Wiemer	Hrudey
Nicholls	Hrudey

1990 PLAYOFFS

DATE	CITY	RESULTS
April 4	Edmonton	Winnipeg 7, Edmonton 5
April 6	Edmonton	Edmonton 3, Winnipeg 2*
April 8	Winnipeg	Winnipeg 2, Edmonton 1
April 10	Winnipeg	Winnipeg 4, Edmonton 3**
April 12	Edmonton	Edmonton 4, Winnipeg 3
April 14	Winnipeg	Edmonton 4, Winnipeg 3
April 16	Edmonton	Edmonton 4, Winnipeg 1

* Mark Lamb scored at 4:21 of overtime.

** Dave Ellett scored at 21:08 of overtime.

(EDMONTON WON SERIES 4-3)

April 18	Edmonton	Edmonton 7, Los Angeles 0
April 20	Edmonton	Edmonton 6, Los Angeles 1
April 22	Los Angeles	Edmonton 5, Los Angeles 4
April 24	Los Angeles	Edmonton 6, Los Angeles 5*

* Joe Murphy scored at 4:42 of overtime.

(EDMONTON WON SERIES 4-0)

May 2	Edmonton	Edmonton 5, Chicago 2
May 4	Edmonton	Chicago 4, Edmonton 3
May 6	Chicago	Chicago 5, Edmonton 1
May 8	Chicago	Edmonton 4, Chicago 2
May 10	Edmonton	Edmonton 4, Chicago 3
May 12	Chicago	Edmonton 8, Chicago 4

(EDMONTON WON SERIES 4-2)

May 15	Boston	Edmonton 3, Boston 2*
May 18	Boston	Edmonton 7, Boston 2
May 20	Edmonton	Boston 2, Edmonton 1
May 22	Edmonton	Edmonton 5, Boston 1
May 24	Boston	Edmonton 4, Boston 1

* Petr Klima scored at 55:13 of overtime.

(EDMONTON WON SERIES 4-1)

WINNING GOAL	WINNING GOALTENDER
Ashton	Essensa
Lamb	Ranford
Hawerchuk	Essensa
Ellett	Essensa
Messier	Ranford
Kurri	Ranford
Lamb	Ranford

Anderson	Ranford
Simpson	Ranford
Graves	Ranford
Murphy	Ranford

S. Smith	Ranford
Wilson	Millen
Larmer	Millen
Simpson	Ranford
Kurri	Ranford
Murphy	Ranford

Klima	Ranford
Kurri	Ranford
Johnston	Moog
Anderson	Ranford
Simpson	Ranford

1991 PLAYOFFS

DATE	CITY	RESULTS
April 4	Calgary	Edmonton 3, Calgary 1
April 6	Calgary	Calgary 3, Edmonton 1
April 8	Edmonton	Edmonton 4, Calgary 3
April 10	Edmonton	Edmonton 5, Calgary 2
April 12	Calgary	Calgary 5, Edmonton 3
April 14	Edmonton	Calgary 2, Edmonton 1*
April 16	Calgary	Edmonton 5, Calgary 4**

* Theoren Fleury scored at 4:40 of overtime.

** Esa Tikkanen scored at 6:58 of overtime.

(EDMONTON WON SERIES 4-3)

WINNING GOAL	WINNING GOALTENDER
Klima	Fuhr
Gilmour	Vernon
Murphy	Fuhr
Tikkanen	Fuhr
Nattress	Vernon
Fleury	Vernon
Tikkanen	Fuhr



DATE	CITY	RESULTS	WINNING GOAL	WINNING GOALTENDER
April 18	Los Angeles	Los Angeles 4, Edmonton 3*	Robitaille	Hrudey
April 20	Los Angeles	Edmonton 4, Los Angeles 3**	Klima	Fuhr
April 22	Edmonton	Edmonton 4, Los Angeles 3***	Tikkanen	Fuhr
April 24	Edmonton	Edmonton 4, Los Angeles 2	Gelinas	Fuhr
April 26	Los Angeles	Los Angeles 5, Edmonton 2	Robitaille	Hrudey
April 28	Edmonton	Edmonton 4, Los Angeles 3****	MacTavish	Ranford
* Luc Robitaille scored at 2:13 of overtime.				
** Petr Klima scored at 24:48 of overtime.				
*** Esa Tikkanen scored at 20:48 of overtime.				
**** Craig MacTavish scored at 16:57 of overtime.				
(EDMONTON WON SERIES 4-2)				
May 2	Edmonton	Minnesota 3, Edmonton 1	Gagner	Casey
May 4	Edmonton	Edmonton 7, Minnesota 2	Klima	Fuhr
May 6	Minnesota	Minnesota 7, Edmonton 3	B. Smith	Casey
May 8	Minnesota	Minnesota 5, Edmonton 1	Modano	Casey
May 10	Edmonton	Minnesota 3, Edmonton 2	B. Smith	Casey
(MINNESOTA WON SERIES 4-1)				

1992 PLAYOFFS

DATE	CITY	RESULTS	WINNING GOAL	WINNING GOALTENDER
April 18	Los Angeles	Edmonton 3, Los Angeles 1	Glynn	Ranford
April 20	Los Angeles	Los Angeles 8, Edmonton 5	Huddy	Hrudey
April 22	Edmonton	Edmonton 4, Los Angeles 3	Nicholls	Ranford
April 24	Edmonton	Los Angeles 4, Edmonton 3	Robitaille	Hrudey
April 26	Los Angeles	Edmonton 5, Los Angeles 2	Tikkanen	Ranford
April 28	Edmonton	Edmonton 3, Los Angeles 0	Beranek	Ranford
(EDMONTON WON SERIES 4-2)				
May 3	Vancouver	Edmonton 4, Vancouver 3*	Murphy	Ranford
May 4	Vancouver	Vancouver 4, Edmonton 0	Courtall	McLean
May 6	Edmonton	Edmonton 5, Vancouver 2	Murphy	Ranford
May 8	Edmonton	Edmonton 3, Vancouver 2	Mellanby	Ranford
May 10	Vancouver	Vancouver 4, Edmonton 3	Ronning	McLean
May 12	Edmonton	Edmonton 3, Vancouver 0	MacTavish	Ranford
* Joe Murphy scored at 8:36 of overtime.				
(EDMONTON WON SERIES 4-2)				
May 16	Chicago	Chicago 8, Edmonton 2	Peluso	Belfour
May 18	Chicago	Chicago 4, Edmonton 2	Goulet	Belfour
May 20	Edmonton	Chicago 4, Edmonton 3*	Roenick	Belfour
May 22	Edmonton	Chicago 5, Edmonton 1	Roenick	Belfour
* Jeremy Roenick scored at 2:45 of overtime.				
(CHICAGO WON SERIES 4-0)				

1997 PLAYOFFS

DATE	CITY	RESULTS	WINNING GOAL	WINNING GOALTENDER
April 16	Dallas	Dallas 5, Edmonton 3	Modano	Moog
April 18	Dallas	Edmonton 4, Dallas 0	Grier	Joseph
April 20	Edmonton	Edmonton 4, Dallas 3*	Buchberger	Joseph
April 22	Edmonton	Dallas 4, Edmonton 3	Langenbrunner	Moog
April 25	Dallas	Edmonton 1, Dallas 0**	Smyth	Joseph
April 27	Edmonton	Dallas 3, Edmonton 2	Modano	Moog
April 29	Dallas	Edmonton 4, Dallas 3***	Marchant	Joseph
*** Kelly Buchberger scored at 9:15 of overtime.				
** Ryan Smyth scored at 20:22 of overtime.				
*** Todd Marchant scored at 12:26 of overtime.				
(EDMONTON WON SERIES 4-3)				
May 2	Denver	Colorado 5, Edmonton 1	Lemieux	Roy
May 4	Denver	Colorado 4, Edmonton 1	Kamensky	Roy
May 7	Edmonton	Edmonton 4, Colorado 3	Smyth	Joseph
May 9	Edmonton	Colorado 3, Edmonton 2*	Lemieux	Roy
May 11	Denver	Colorado 4, Edmonton 3	Deadmarsh	Roy
*** Claude Lemieux scored at 8:35 of overtime.				
(COLORADO WON SERIES 4-1)				



1998 PLAYOFFS

DATE	CITY	RESULTS
April 22	Denver	Edmonton 3, Colorado 2
April 24	Denver	Colorado 5, Edmonton 2
April 26	Edmonton	Colorado 5, Edmonton 4*
April 28	Edmonton	Colorado 3, Edmonton 1
April 30	Denver	Edmonton 3, Colorado 1
May 2	Edmonton	Edmonton 2, Colorado 0
May 4	Denver	Edmonton 4, Colorado 0

***Joe Sakic scored at 15:25 of overtime.

(EDMONTON WON SERIES 4-3)

May 7	Dallas	Dallas 3, Edmonton 1
May 9	Dallas	Edmonton 2, Dallas 0
May 11	Edmonton	Dallas 1, Edmonton 0*
May 13	Edmonton	Dallas 3, Edmonton 1
May 16	Dallas	Dallas 2, Edmonton 1

***Benoit Hogue scored at 13:07 of overtime.

(DALLAS WON SERIES 4-1)

WINNING GOAL
Mironov
Sakic
Sakic
Lemieux
Grier
Berehowsky
Niinimaa

WINNING GOALTENDER
Joseph
Roy
Roy
Roy
Joseph
Joseph
Joseph

Zubov	Belfour
Weight	Joseph
Hogue	Belfour
Hogue	Belfour
Adams	Belfour

1999 PLAYOFFS

DATE	CITY	RESULTS
April 21	Dallas	Dallas 2, Edmonton 1
April 23	Dallas	Dallas 3, Edmonton 2
April 25	Edmonton	Dallas 3, Edmonton 2
April 27	Edmonton	Dallas 3, Edmonton 2*

***Joe Nieuwendyk scored at 57:34 of overtime.

(DALLAS WON SERIES 4-0)

WINNING GOAL
Carbonneau
Langenbrunner
Nieuwendyk
Nieuwendyk

WINNING GOALTENDER
Belfour
Belfour
Belfour
Belfour

2000 PLAYOFFS

DATE	CITY	RESULTS
April 12	Dallas	Dallas 2, Edmonton 1
April 13	Dallas	Dallas 3, Edmonton 0
April 16	Edmonton	Edmonton 5, Dallas 2
April 18	Edmonton	Dallas 4, Edmonton 3
April 21	Dallas	Dallas 3, Edmonton 2

(DALLAS WON SERIES 4-1)

WINNING GOAL
Lyashenko
Muller
Weight
Carbonneau
Hull

WINNING GOALTENDER
Belfour
Belfour
Salo
Belfour
Belfour

2001 PLAYOFFS

DATE	CITY	RESULTS
April 11	Dallas	Dallas 2, Edmonton 1*
April 14	Dallas	Edmonton 4, Dallas 3
April 15	Edmonton	Dallas 3, Edmonton 2**
April 17	Edmonton	Edmonton 2, Dallas 1***
April 19	Dallas	Dallas 4, Edmonton 3****
April 21	Edmonton	Dallas 3, Edmonton 1

* Jamie Langenbrunner scored at 2:08 of overtime.

** Benoit Hogue scored at 19:48 of overtime.

*** Mike Comrie scored at 17:19 of overtime.

**** Kirk Muller scored at 8:01 of overtime.

(DALLAS WON SERIES 4-2)

WINNING GOAL
Langenbrunner
Carter
Hogue
M. Comrie
Muller
Nieuwendyk

WINNING GOALTENDER
Belfour
Salo
Belfour
Salo
Belfour
Belfour

2003 PLAYOFFS

DATE	CITY	RESULTS
April 9	Dallas	Edmonton 2, Dallas 1
April 11	Dallas	Dallas 6, Edmonton 1
April 13	Edmonton	Edmonton 3, Dallas 2
April 15	Edmonton	Dallas 3, Edmonton 1
April 17	Dallas	Dallas 5, Edmonton 2
April 19	Edmonton	Dallas 3, Edmonton 2

(DALLAS WON SERIES 4-2)

WINNING GOAL
Horcoff
Young
Vorak
Barnes
Modano
Modano

WINNING GOALTENDER
Salo
Turco
Salo
Turco
Turco
Turco



2006 PLAYOFFS

DATE	CITY	RESULTS	WINNING GOAL	WINNING GOALTENDER
April 21	Detroit	Detroit 3, Edmonton 2*	Maltby	Legace
April 23	Detroit	Edmonton 4, Detroit 2	Winchester	Roloson
April 25	Edmonton	Edmonton 4, Detroit 3**	Stoll	Roloson
April 27	Edmonton	Detroit 4, Edmonton 2	Lidstrom	Legace
April 29	Detroit	Edmonton 3, Detroit 2	Horcoff	Roloson
May 1	Edmonton	Edmonton 4, Detroit 3	Hemsky	Roloson
***Kirk Maltby scored at 22:39 of overtime.				
** Jarret Stoll scored at 28:44 of overtime.				
(EDMONTON WON SERIES 4-2)				
May 7	San Jose	San Jose 2, Edmonton 1	Ehrhoff	Toskala
May 8	San Jose	San Jose 2, Edmonton 1	J. Thornton	Toskala
May 10	Edmonton	Edmonton 3, San Jose 2*	Horcoff	Roloson
May 12	Edmonton	Edmonton 6, San Jose 3	J. Smith	Roloson
May 14	San Jose	Edmonton 6, San Jose 3	Pisani	Roloson
May 17	Edmonton	Edmonton 2, San Jose 0	Peca	Roloson
***Shawn Horcoff scored at 42:24 of overtime.				
(EDMONTON WON SERIES 4-2)				
May 19	Anaheim	Edmonton 3, Anaheim 1	Hemsky	Roloson
May 21	Anaheim	Edmonton 3, Anaheim 1	Pisani	Roloson
May 23	Edmonton	Edmonton 5, Anaheim 4	Pisani	Roloson
May 25	Edmonton	Anaheim 6, Edmonton 3	Salei	Giguere
May 27	Anaheim	Edmonton 2, Anaheim 1	Torres	Roloson
(EDMONTON WON SERIES 4-1)				
June 5	Raleigh	Carolina 5, Edmonton 4	Brind'Amour	Ward
June 7	Raleigh	Carolina 5, Edmonton 0	Ladd	Ward
June 10	Edmonton	Edmonton 2, Carolina 1	Smyth	Markkanen
June 12	Edmonton	Carolina 2, Edmonton 1	Recchi	Ward
June 14	Raleigh	Edmonton 4, Carolina 3*	Pisani	Markkanen
June 17	Edmonton	Edmonton 4, Carolina 0	Pisani	Markkanen
June 19	Raleigh	Carolina 3, Edmonton 1	Kaberle	Ward
***Fernando Pisani scored at 3:31 of overtime.				
(CAROLINA WON SERIES 4-3)* Ken Morrow scored at 5:41 overtime				
(NY ISLANDERS WON SERIES 4-2)				



EDMONTON OILERS CAREER PLAYOFF SCORING 1979-80 TO 2012-13

PLAYER	GP	G	A	PTS	PIM	PP	SH	WG	OT	HT	ENG
1. Wayne Gretzky	120	81	171	252	56	22	9	16	2	7	6
2. Mark Messier	166	80	135	215	175	16	11	7	0	3	0
3. Jari Kurri	146	92	110	202	101	22	7	13	2	7	4
4. Glenn Anderson	164	81	102	183	314	22	0	12	3	2	2
5. Paul Coffey	94	36	67	103	167	11	3	6	0	0	0
6. Esa Tikkanen	114	51	46	97	171	12	2	6	2	3	3
7. Charlie Huddy	138	16	61	77	104	5	1	0	0	0	0
8. Craig Simpson	67	36	32	68	56	11	0	7	0	0	0
9. Kevin Lowe	172	9	43	52	156	0	2	1	0	0	0
10. Randy Gregg	130	13	37	50	121	2	1	4	1	0	0
11. Joe Murphy	53	16	29	45	42	5	0	5	2	1	0
12. Ryan Smyth	68	22	21	43	76	8	2	3	1	0	0
13. Dave Hunter	105	16	24	40	211	1	1	0	0	0	1
14. Mike Krushelnyski	68	16	23	39	68	3	0	5	0	0	1
Steve Smith	87	10	29	39	216	2	1	2	0	0	0
16. Craig MacTavish	113	13	24	37	143	1	1	2	1	0	0
17. Doug Weight	39	10	23	33	58	4	0	2	0	0	0
18. Pat Hughes	55	7	23	30	52	0	0	1	0	0	0
19. Ken Linseman	37	16	13	29	87	4	1	5	0	0	0
Willy Lindstrom	53	12	27	29	22	4	0	1	0	0	0
21. Kevin McClelland	93	10	17	27	276	0	0	1	0	0	0
22. Mark Lamb	59	7	19	26	40	1	0	2	1	0	0
23. Kelly Buchberger	78	9	15	24	116	0	0	1	1	0	0
24. Petr Klima	60	13	10	23	36	2	0	4	2	1	0
SHAWN HORCOFF	35	10	13	23	18	1	1	3	1	0	0
26. Chris Pronger	24	5	16	21	26	3	0	0	0	0	0
27. Reijo Ruotsalainen	43	4	16	20	22	2	0	1	0	0	0
28. FERNANDO PISANI	30	15	4	19	12	3	1	5	1	0	0
Bernie Nicholls	16	8	11	19	25	4	0	1	0	0	1
Kent Nilsson	21	6	13	19	6	2	0	0	0	0	2
31. Martin Gelinas	53	6	12	18	41	0	0	1	0	0	0
Lee Fogolin	78	5	13	18	115	0	1	1	1	0	0
33. Adam Graves	40	7	10	17	39	0	0	1	0	0	0
ALES HEMSKY	30	6	11	17	14	4	0	2	0	0	0
Rem Murray	62	5	12	17	18	1	0	0	0	0	1



EDMONTON OILERS ALL-TIME PLAYOFF THREE-OR-MORE GOAL GAMES

TOTAL: 26 (20 3-Goal Games, 6 4-Goal Games)

NOTE: In the NO column, the first number indicates the number of hat tricks scored in that season and the second number indicates the player's career total.

PLAYER	NO	GOALS	DATE	OPPONENT	GOALTENDER(S)
1979-80 (0; None)					
1980-81 (2; 2 3-Goal Games)					
1. Wayne Gretzky	1-1	3	April 11, 1981	vs Montreal	Richard Sevigny
2. Wayne Gretzky	2-2	3	April 19, 1981	vs NY Islanders	Billy Smith
1982 (0; None)					
1983 (6; 2 3-Goal Games, 4 4-Goal Games)					
3. Wayne Gretzky	1-3	4	April 6, 1983	vs Winnipeg	Brian Hayward
4. Mark Messier	1-1	4	April 14, 1983	vs Calgary	Reggie Lemelin
5. Wayne Gretzky	2-4	4	April 17, 1983	at Calgary	Reggie Lemelin
6. Mark Messier	2-2	3	April 17, 1983	at Calgary	Reggie Lemelin (1), Don Edwards (2)
7. Glenn Anderson	1-1	4	April 26, 1983	vs Chicago	Murray Bannerman
8. Mark Messier	3-3	3	April 26, 1983	vs Chicago	Murray Bannerman
1984 (1; 1 3-Goal Game)					
9. Jari Kurri	1-1	3	April 4, 1984	vs Winnipeg Mike Veisor (2)	Doug Soetaert (1), Mike Veisor (2)
1985 (6; 5 3-Goal Games, 1 4-Goal Games)					
10. Wayne Gretzky	1-5	3	April 25, 1985	at Winnipeg	Brian Hayward (2), Marc Behrend (1)
11. Jari Kurri	1-2	3	April 25, 1985	at Winnipeg	Brian Hayward (2), Marc Behrend (1)
12. Jari Kurri	2-3	3	May 7, 1985	vs Chicago	Murray Bannerman
13. Jari Kurri	3-4	3	May 14, 1985	vs Chicago	Murray Bannerman
14. Jari Kurri	4-5	4	May 16, 1985	at Chicago	Murray Bannerman
15. Wayne Gretzky	2-6	3	May 25, 1985	vs Philadelphia	Pelle Lindbergh
1986 (1; 1 3-Goal Game)					
16. Wayne Gretzky	1-7	3	April 24, 1986	at Calgary	Mike Vernon
1987 (1; 1 4-Goal Game)					
17. Jari Kurri	1-6	4	April 9, 1987	vs Los Angeles	Rollie Melanson (2), ENG (2)
1988 (2; 2 3-Goal Games)					
18. Glenn Anderson	1-2	3	April 6, 1988	vs Winnipeg	Daniel Berthiaume
19. Esa Tikkanen	1-1	3	May 22, 1988	at Boston	Reggie Lemelin
1989 (0; None)					
1990 (1; 1 3-Goal Game)					
20. Jari Kurri	1-7	3	May 18, 1990	at Boston	Andy Moog (2), Reggie Lemelin (1)
1991 (2; 2 3-Goal Games)					
21. Esa Tikkanen	1-2	3	April 16, 1991	at Calgary	Mike Vernon
22. Petr Klima	1-1	3	May 4, 1991	vs Minnesota	Jon Casey
1992 (2; 2 3-Goal Games)					
23. Esa Tikkanen	1-3	3	April 26, 1992	at Los Angeles	Kelly Hrudey
24. Joe Murphy	1-1	3	May 6, 1992	vs Vancouver	Kirk McLean
1993 (0; Did not qualify for playoffs.)					
1994 (0; Did not qualify for playoffs.)					
1995 (0; Did not qualify for playoffs.)					
1996 (0; Did not qualify for playoffs.)					
1997 (0; None)					
1998 (0; None)					
1999 (0; None)					
2000 (2; 2 3-Goal Games)					
25. Doug Weight	1-1	3	April 16, 2000	vs Dallas	Ed Belfour
26. Bill Guerin	1-1	3	April 18, 2000	vs Dallas	Ed Belfour
2001 (0; None)					
2002 (0; Did not qualify for playoffs.)					
2003 (0; None)					
2004 (0; Did not qualify for playoffs.)					
2006 (0; None)					
2007 (0; Did not qualify for playoffs.)					
2008 (0; Did not qualify for playoffs.)					
2009 (0; Did not qualify for playoffs.)					
2010 (0; Did not qualify for playoffs.)					
2011 (0; Did not qualify for playoffs.)					
2012 (0; Did not qualify for playoffs.)					
2013 (0; Did not qualify for playoffs.)					



ALL-TIME PLAYOFF GOAL SCORING BREAKDOWN

POWERPLAY GOALS

Anderson, Gretzky, Kurri 22; Messier 16; Tikkanen 12; Coffey, Simpson 11; Smyth 8; Guerin, Huddy, Murphy, Pisani 5; Hemsky, Lidstrom, Linseman, Nicholls, Weight 4; Kovalenko, Krushelnyski, Mironov, Pronger, Siltanen 3; Bergeron, Gregg, Jonsson, Klima, Nilsson, Ruotsalainen, S. Smith, Spacek, Stoll 2; Arnott, Beranek, Brewer, Callighen, Carson, Carter, Cleary, M. Comrie, Damphousse, Glynn, Grier, Horcoff, Hunter, Lamb, Lumley, MacTavish, Manson, Mellanby, Murray, Napier, Pouzar, Reasoner, Samsonov, Staios, Torres 1.
TOTAL: 220

SHORTHANDED GOALS

Messier 11; Gretzky 9; Kurri 7; Coffey, Marchant 3; Lowe, Smyth, Tikkanen 2; Fogolin, Gregg, Horcoff, Huddy, Hunter, Linseman, MacTavish, Pisani, S. Smith 1.
TOTAL: 48

GAME WINNING GOALS

Gretzky 16; Kurri 13; Anderson 12; Messier, Simpson 7; Coffey, Tikkanen 6; Krushelnyski, Linseman, Murphy 5; Gregg, Klima 4; Horcoff,

Smyth 3; Acton, Grier, Hagman, Hemsky, Lamb, MacTavish, Pouzar, S. Smith, Weight 2; Beranek, Berehowsky, Buchberger, Callighen, Carson, Carter, M. Comrie, Dvorak, Fogolin, Gelin, Glynn, Graves, Hannan, P. Hughes, Lacombe, Lemay, Lindstrom, Lowe, Marchant, McClelland, McSorley, Mellanby, Mironov, Niinimaa, Nicholls, Peca, Ruotsalainen, Semenko, Siltanen, J. Smith, Stoll, Torres, Winchester 1.

TOTAL: 152

OVERTIME GOALS

Anderson 3; Gretzky, Klima, Kurri, Murphy, Tikkanen 2; Buchberger, M. Comrie, Fogolin, Gregg, Horcoff, Lamb, MacTavish, Marchant, Pisani, Smyth, Stoll 1.
TOTAL: 24

EMPTY NET GOALS

Gretzky 6; Kurri 4; Tikkanen 3; Anderson, Nilsson 2; Callighen, Glynn, Grier, Harvey, Hunter, Krushelnyski, Lumley, Murray, Nicholls, Peca, Pouzar, Stoll 1.
TOTAL: 29

EDMONTON OILERS ALL-TIME PLAYOFF GOALTENDING RECORDS 1979-80 TO 2012-13

GOALTENDER	GP	MINS	GA	EN	SO	GAA.	RECORD	PCT.
Eldon Reddick	1	2	0	0	0	0.00	0-0	—
Bob Essensa	1	27	1	0	0	2.22	0-0	—
Jussi Markkanen	7	374	14	1	1	2.25	3-3	.500
Dwayne Roloson	18	1160	45	1	1	2.33	12-5	.706
Curtis Joseph	24	1483	59	2	5	2.39	10-14	.417
Tommy Salo	21	1342	58	2	0	2.59	5-16	.238
Bill Ranford	41	2445	118	1	3	2.90	25-16	.610
Ron Tugnutt	2	60	3	0	0	3.00	0-0	—
Grant Fuhr	111	6258	330	9	2	3.03	74-32	.698
Andy Moog	37	1938	101	3	0	3.13	23-9	.719
Ron Low	3	212	12	0	0	3.40	0-3	.000
Gary Edwards	1	20	2	0	0	6.00	0-0	—
Ty Conklin	1	6	1	0	0	10.00	0-1	.000
TOTALS	251	15596	760	19	12	2.92	152-99	.606

NOTE: The team totals and individual totals do not coincide due to the cancelled game of May 24, 1988 at Boston. Individual statistics for that game were counted in the players' totals but not in team totals.



EDMONTON OILERS NATIONAL HOCKEY LEAGUE PLAYOFF "FIRSTS"

FIRST GOAL:

AWAY – Dave Lumley, 1st pd. 14:09,
Apr. 8/80, at Philadelphia
HOME – Wayne Gretzky, 1st pd. 15:55,
Apr. 11/80, vs Philadelphia

FIRST ASSISTS:

AWAY – Wayne Gretzky & Blair MacDonald,
1st pd. 14:09, Apr. 8/80,
at Philadelphia
HOME – Brett Callighen & Blair MacDonald,
1st pd. 15:55, Apr. 11/80,
vs Philadelphia

FIRST GAME WINNING GOAL:

AWAY – Brett Callighen, 3rd pd. 1:14,
Apr. 8/81, at Montreal
HOME – Wayne Gretzky, 2nd pd. 8:15,
Apr. 11/81, vs Montreal

FIRST OVERTIME GOAL:

HOME – Wayne Gretzky, 1st ot pd. 6:20,
Apr. 8/82, vs Los Angeles
AWAY – Glenn Anderson, 1st ot pd. 0:46,
Apr. 13/85 vs Los Angeles

FIRST MINOR PENALTY:

AWAY – Stan Weir, 1st pd. 16:18, hooking,
Apr. 8/80
HOME – Lee Fogolin, 1st pd. 16:42,
crosschecking, Apr. 11/80,
vs Philadelphia

FIRST MAJOR PENALTY:

AWAY – Pat Price, 3rd pd. 13:01, fighting,
Apr. 9/80
HOME – Dave Hunter, fighting,
Dave Lumley, slashing, fighting,
2nd pd. 17:43, Apr. 11/80,
vs Philadelphia

FIRST TWO GOAL GAME:

AWAY – Jari Kurri, Apr. 8/81, at Montreal
HOME – Wayne Gretzky, Apr. 11/81,
vs Montreal

FIRST THREE GOAL GAME:

HOME – Wayne Gretzky, Apr. 11/81,
vs Montreal
AWAY – Wayne Gretzky, Apr. 17/83,
at Calgary

FIRST POWERPLAY GOAL:

AWAY – Dave Lumley, 1st pd. 14:09,
Apr. 8/80, at Philadelphia
HOME – Wayne Gretzky, 2nd pd. 16:44,
Apr. 19/81, vs NY Islanders

FIRST SHORTHANDED GOAL:

HOME – Mark Messier, 1st pd. 17:16,
Apr. 11/80, vs Philadelphia
AWAY – Wayne Gretzky, 1st pd. 19:23,
Apr. 10/82, at Los Angeles

FIRST SHUTOUT:

HOME – Grant Fuhr, April 8/89, vs Los Angeles
AWAY – Grant Fuhr, May 10/84, at NY Islanders

FIRST OPPONENT GOAL:

AWAY – Paul Holmgren, 1st pd. 0:56,
Apr. 8/80, at Philadelphia
HOME – Behn Wilson, 2nd pd. 4:24,
Apr. 11/80, vs Philadelphia

FIRST OPPONENT ASSISTS:

AWAY – Ken Linseman & Bob Dailey, 1st pd.
0:56, Apr. 8/80, at Philadelphia
HOME – Bob Kelly & Paul Holmgren, 2nd pd.
4:24, Apr. 11/80, vs Philadelphia

FIRST OPPONENT GAME-WINNING GOAL:

AWAY – Bobby Clarke, 1st ot pd. 8:06,
Apr. 8/80, at Philadelphia
HOME – Ken Linseman, 2nd ot pd. 3:56,
Apr. 11/80, vs Philadelphia

FIRST OPPONENT OVERTIME GOAL:

AWAY – Bobby Clarke, 1st ot pd. 8:06,
Apr. 8/80, at Philadelphia
HOME – Ken Linseman, 2nd ot pd. 3:56,
Apr. 11/80, vs Philadelphia

FIRST OPPONENT GOAL MINOR PENALTY:

AWAY – Al Hill, 1st pd. 2 min. - fighting,
5:37, Apr. 8/80
HOME – Behn Wilson, 1st pd. 4:27, hooking,
Apr. 11/80, vs Philadelphia

FIRST OPPONENT MAJOR PENALTY:

AWAY – Paul Holmgren, 3rd pd. 13:01,
fighting, Apr. 9/80
HOME – Mike Busniuk, Jim Watson,
fighting, 2nd pd. 17:43, Apr. 11/80,
vs Philadelphia

FIRST OPPONENT TWO GOAL GAME:

AWAY – Clark Gillies, Apr. 16/81, at NY Islanders
HOME – Marcel Dionne, Apr. 7/82, vs Los Angeles

FIRST OPPONENT THREE GOAL GAME:

AWAY – Denis Potvin, Apr. 17/81, at NY Islanders
HOME – Paul Reinhart, Apr. 14/83, vs Calgary

FIRST OPPONENT POWERPLAY GOAL:

AWAY – Bobby Clarke, 2nd pd. 4:08,
Apr. 9/80, at Philadelphia
HOME – Mike Bossy, 2nd pd. 12:30,
Apr. 19/81, vs NY Islanders

FIRST OPPONENT SHORTHANDED GOAL:

AWAY – Denis Potvin, 3rd pd. 10:50,
Apr. 16/81, at NY Islanders
HOME – Paul Reinhart, 3rd pd. 13:01,
Apr. 14/83, vs Calgary

FIRST OPPONENT SHUTOUT:

HOME – Billy Smith, April 10/83,
vs NY Islanders
AWAY – Kirk McLean, May 4/92 at Vancouver



EDMONTON OILERS INDIVIDUAL PLAYOFF RECORDS

GAMES

MOST GAMES:

- 172 – Kevin Lowe, 1980 through 1992 & 1997 through 1998

MOST GAMES APPEARED IN BY A GOALTENDER:

- 111 – Grant Fuhr 1982 through 1991

MOST CONSECUTIVE COMPLETE GAMES BY A GOALTENDER:

- 51 – Grant Fuhr April 12/86 through April 15/89

MOST CONSECUTIVE COMPLETE GAMES BY A GOALTENDER, ONE SEASON:

- 18 – Grant Fuhr, April 6/88 through May 26/88
17 – Dwayne Roloson, April 21 through May 27/06

GOALS

MOST GOALS:

- 92 – Jari Kurri, in 146 games (NHL Record)

MOST GAMES SCORING THREE-OR-MORE GOALS:

- 7 – Wayne Gretzky, 5 three goal games, 2 four-goal games
– Jari Kurri, 5 three-goal games 2 four-goal games

MOST GAMES SCORING THREE OR-MORE GOALS, ONE PLAYOFF SEASON:

- 4 – Jari Kurri, 1985, 3 three-goal games 1 four-goal game (NHL record)

MOST GAMES SCORING THREE-OR-MORE GOALS, ONE PLAYOFF SERIES:

- 3 – Jari Kurri, 1985 Conference Finals vs Chicago (NHL record)

MOST GOALS, ONE PLAYOFF YEAR:

- 19 – Jari Kurri, 1985 through 18 games (NHL record)

MOST GOALS, ONE PLAYOFF YEAR, ROOKIE:

- 5 – Glenn Anderson, 1981
5 – Jari Kurri, 1981

MOST GOALS, ONE PLAYOFF YEAR, DEFENCEMAN:

- 12 – Paul Coffey, 1985 through 18 games (NHL record)

MOST GOALS, IN FINAL SERIES:

- 7 – Wayne Gretzky, 1985 in six games (NHL record)

MOST GOALS IN SEMI-FINAL OR

QUARTER-FINAL SERIES:

- 8 – Mark Messier, 1983 Quarter-final vs Calgary

MOST GOALS IN ONE SERIES (OTHER THAN FINAL):

- 12 – Jari Kurri, 1985 vs Chicago in Conference Final (NHL record)

MOST GOALS, ONE GAME:

- Edmonton: 4
– Wayne Gretzky, vs Winnipeg, April 6/83, Edmonton won 6-3
– Mark Messier, vs Calgary, April 14/83, Edmonton won 6-3
– Wayne Gretzky, at Calgary, April 17/83, Edmonton won 10-2
– Glenn Anderson, vs Chicago, April 26/83, Edmonton won 8-2
– Jari Kurri, at Chicago, May 16/85, Edmonton won 8-2
– Jari Kurri, vs Los Angeles, April 9/87, Edmonton won 13-3
Opposition: 3
– Denis Potvin, at NY Islanders, April 17/81, New York won 6-3
– Paul Reinhart, vs Calgary, April 14/83, Edmonton won 6-3
– Clark Gillies, at NY Islanders, May 12/84, New York won 6-1
– Chris Kontos, at Los Angeles, April 6/89, Los Angeles won 5-2
– Luc Robitaille, at Los Angeles, April 26/91, Los Angeles won 5-2

MOST GOALS, ONE ROAD GAME:

- Edmonton: 4
– Wayne Gretzky, at Calgary, April 17/83, Edmonton won 10-2 (Ties NHL record)
– Jari Kurri, at Chicago, May 16/85, Edmonton won 8-2 (Ties NHL record)
Opposition: 3
– Paul Reinhart, vs Calgary, April 14/83, Edmonton won 6-3

MOST GOALS, ONE PERIOD:

- Edmonton: 3
– Wayne Gretzky, vs Winnipeg, April 6/83, 2nd period, Edmonton won 6-3
– Wayne Gretzky, vs Philadelphia, May 25/85, 1st period, Edmonton won 4-3
– Glenn Anderson, vs Winnipeg, April 6/88, 3rd period, Edmonton won 7-4
– Petr Klima, vs Minnesota, May 4/91, 1st period, Edmonton won 7-2
Opposition: 2
– has occurred 24 times in Oilers playoff history. Most recent, Ray Whitney, at Carolina, June 5/06, 3rd period. Carolina won 5-4

MOST GAME-WINNING GOALS:

- 16 – Wayne Gretzky, in 120 games

MOST GAME-WINNING GOALS, ONE PLAYOFF YEAR:

- 5 – Jari Kurri, 1987
Fernando Pisani, 2006

MOST OVERTIME GOALS:

- 3 – Glenn Anderson, in 164 games

MOST OVERTIME GOALS, ONE PLAYOFF YEAR:

- 2 – Esa Tikkanen, 1991



MOST OVERTIME GOALS, ONE PLAYOFF SERIES:

- 1 – Wayne Gretzky, 1982 Division Semi-finals vs Los Angeles
- Randy Gregg, 1984 Division Semi-finals vs Winnipeg
- Glenn Anderson, 1985 Division Semi-finals vs Los Angeles
- Lee Fogolin, 1985 Division Semi-finals vs Los Angeles
- Glenn Anderson, 1986 Division Finals vs Calgary
- Glenn Anderson, 1987 Division Finals vs Winnipeg
- Jari Kurri, 1987 Stanley Cup Finals vs Philadelphia
- Wayne Gretzky, 1988 Division Finals vs Calgary
- Jari Kurri, 1988 Conference Final vs Detroit
- Mark Lamb, 1990 Division Semi-Finals vs Winnipeg
- Joe Murphy, 1990 Division Finals vs Los Angeles
- Petr Klima, 1990 Stanley Cup Final vs Boston
- Esa Tikkanen, 1991 Division Semi-Final vs Calgary
- Petr Klima, 1991 Division Final vs Los Angeles
- Esa Tikkanen, 1991 Division Final vs Los Angeles
- Craig MacTavish, 1991 Division Final vs Los Angeles
- Joe Murphy, 1992 Division Final vs Vancouver
- Kelly Buchberger, 1997 Conference Quarter-Final vs Dallas
- Ryan Smyth, 1997 Conference Quarter-Final vs Dallas
- Todd Marchant, 1997 Conference Quarter-Final vs Dallas
- Mike Comrie, 2001 Conference Quarter-Final vs Dallas
- Jarret Stoll, 2006 Conference Quarter-Final vs Detroit
- Shawn Horcoff, 2006 Conference Semi-Final vs San Jose
- Fernando Pisani, 2006 Stanley Cup Final vs Carolina

ASSISTS

MOST ASSISTS:

- 171 – Wayne Gretzky, in 120 games (NHL record)

MOST ASSISTS, ONE PLAYOFF YEAR:

- 31 – Wayne Gretzky, 1988 (NHL record)

MOST ASSISTS, ONE PLAYOFF YEAR, DEFENCEMAN:

- 25 – Paul Coffey, 1985 (NHL record)

MOST ASSISTS, IN FINAL SERIES:

- 10 – Wayne Gretzky, 1988 vs Boston (NHL record)

MOST ASSISTS, IN SEMI-FINAL OR QUARTER-FINAL SERIES:

- 10 – Wayne Gretzky, 1983 Semi-final vs Chicago (Ties NHL record)

MOST ASSISTS IN ONE SERIES (OTHER THAN FINAL):

- 14 – Wayne Gretzky, 1985 Conference Final vs Chicago (NHL record)

MOST ASSISTS, ONE GAME:

- Edmonton: 6
 - Wayne Gretzky, vs Los Angeles, April 9/87, Edmonton won 13-3 (Ties NHL record)
- Opposition: 4
 - Duane Sutter, vs NY Islanders, May 12/83, New York won 6-3
 - Wayne Gretzky, at Los Angeles, April 20/92, Los Angeles won 8-5
 - Sandis Ozolinsh, vs Colorado, April 26/98, Colorado won 5-4 (OT)

MOST ASSISTS, ONE PERIOD:

- Edmonton: 3
 - Wayne Gretzky, at Montreal, April 8/81, 1st period, Edmonton won 6-3 (Ties NHL record)
 - Wayne Gretzky, vs Chicago, April 24/83, 3rd period, Edmonton won 8-4 (Ties NHL record)
 - Paul Coffey, vs Chicago, May 4/85, 2nd period, Edmonton won 11-2 (Ties NHL record)
 - Randy Gregg, vs Chicago, May 4/85, 3rd period, Edmonton won 11-2 (Ties NHL record)
 - Paul Coffey, vs Chicago, May 14/85, 2nd period, Edmonton won 10-5 (Ties NHL record)
 - Wayne Gretzky, vs Los Angeles, April 9/87, first period, Edmonton won 13-3 (Ties NHL record)
 - Wayne Gretzky, vs Los Angeles, April 12/87, third period, Edmonton won 6-3 (Ties NHL record)
 - Glenn Anderson, vs Detroit, May 13/87, third period, Edmonton won 6-3 (Ties NHL record)
 - Mark Messier, vs Winnipeg, April 6/88, third period, Edmonton won 7-4. (Ties NHL Record)
 - Esa Tikkanen, vs Minnesota, May 4/91, first period, Edmonton won 7-2. (Ties NHL Record)
 - Chris Pronger, at Detroit, April 29/06, second period, Edmonton won 3-1. (Ties NHL Record)
- Opposition: 3
 - Steve Payne, vs Minnesota, April 26/84, 2nd period, Edmonton won 4-3
 - Chris Chelios, at Chicago, May 18/92, 3rd period, Chicago won 4-2



MOST ASSISTS, ONE ROAD GAME:

- Edmonton: 5
– Wayne Gretzky, at Montreal, April 8/81,
Edmonton won 6-3 (NHL record)
Opposition: 4
– Duane Sutter, vs NY Islanders,
May 12/83, New York won 6-3
– Sandis Ozolinsh, vs Colorado,
April 26/98, Colorado won 5-4 (OT)

POINTS

MOST POINTS:

- 252 – Wayne Gretzky, in 120 games
(81 goals - 171 assists)
(NHL record)

MOST POINTS, ONE PLAYOFF YEAR

- 47 – Wayne Gretzky, 1985
(17 goals - 30 assists)
(NHL record)

MOST POINTS, ONE PLAYOFF YEAR, ROOKIE:

- 12 – Glenn Anderson, 1981
(5 goals - 7 assists)
– Jari Kurri, 1981 (5 goals - 7 assists)

MOST POINTS, ONE PLAYOFF YEAR, DEFENCEMAN:

- 37 – Paul Coffey, 1985 (12 goals - 25 assists)
(NHL record)

MOST POINTS IN ONE SERIES (OTHER THAN FINAL):

- 18 – Wayne Gretzky in 1985 through 6 games
vs Chicago in Conference Final.
(4 goals, 14 assists)
Edmonton won series 4-2

MOST POINTS, IN FINAL SERIES:

- 13 – Wayne Gretzky, 1988 (3 goals, 10 assists)
vs Boston. (NHL Record)

MOST POINTS, IN SEMI FINAL OR

QUARTER-FINAL SERIES:

- 14 – Wayne Gretzky, 1983 Quarter-Final vs
Calgary (6 goals - 8 assists)

MOST POINTS, ONE GAME:

- Edmonton: 7
– Wayne Gretzky, at Calgary, April 17/83,
4 goals, 3 assists, Edmonton won 10-2
(NHL record)
– Wayne Gretzky, at Winnipeg, April 25/85,
3 goals, 4 assists, Edmonton won 8-3
(Ties NHL record)
– Wayne Gretzky, vs Los Angeles, April 9/87,
1 goal, 6 assists, Edmonton won 13-3
(Ties NHL record)
Opposition: 5
– Denis Potvin, at NY Islanders, April 17/81,
3 goals, 2 assists, New York won 6-3
– Peter Forsberg, at Colorado,
April 24/98, 2 goals, 3 assists,
Colorado won 5-2

MOST POINTS, ONE ROAD GAME:

- Edmonton: 7
– Wayne Gretzky, at Calgary, April 17/83,
4 goals, 3 assists, Edmonton won 10-2
(NHL record)

- Wayne Gretzky, at Winnipeg, April 25/85,
3 goals, 4 assists, Edmonton won 8-3
(Ties NHL record)

Opposition: 4

- Daryl Evans, vs Los Angeles, April 7/82,
2 goals, 2 assists, Los Angeles won 10-8
– Duane Sutter, vs NY Islanders,
May 12/83, 4 assists,
New York won 6-3

MOST POINTS, ONE GAME, DEFENCEMAN:

- Edmonton: 6
– Paul Coffey, vs Chicago, May 14/85,
1 goal, 5 assists, Edmonton won 10-5
(NHL record)

Opposition: 5

- Denis Potvin, at NY Islanders,
April 17/81, 3 goals, 2 assists,
New York won 6-3
(Ties NHL record)

MOST POINTS, ONE PERIOD:

- Edmonton: 4
– Wayne Gretzky, vs Los Angeles,
April 12/87, 3rd period, 1 goal, 3 assists,
Edmonton won 6-3 (Ties NHL record)
– Glenn Anderson, vs Winnipeg,
April 6/88, 3rd period, 3 goals, 1 assist.
Edmonton won 7-4 (Ties NHL record)

Opposition: 3

- Denis Potvin, at NY Islanders,
April 17/81, 2nd period, 2 goals,
1 assist, New York won 6-3
– Daryl Evans, vs Los Angeles, April 7/82,
2nd period, 2 goals, 1 assist,
Los Angeles won 10-8
– Steve Payne, vs Minnesota, April 26/84,
2nd period, 3 assists, Edmonton won 4-3
– Brad Maxwell, at Minnesota, April 28/84,
2nd period, 1 goal, 2 assists,
Edmonton won 8-5
– Luc Robitaille, at Los Angeles, April 24/90,
2nd period, 1 goal, 2 assists,
Edmonton won 6-5 in overtime
– Theoren Fleury, at Calgary, April 16/91,
1st period, 1 goal, 2 assists,
Edmonton won 5-4 in overtime
– Chris Chelios, at Chicago, May 18/92,
3rd period, 3 assists, Chicago won 4-2

PENALTIES

MOST PENALTIES, ONE GAME:

- Edmonton: 7
– Lee Fogolin, at Calgary, April 18/83,
4 minors, 2 majors, and 1 game misconduct
Opposition: 6
– Marty McSorley, at Los Angeles, April 26/91,
3 minors, 2 majors and 1 game misconduct

MOST PENALTIES, ONE PERIOD:

- Edmonton: 4
– Dave Semenko, at Calgary, April 17/83,
1st period, 1 major, 1 match penalty,
1 10-minute misconduct, 1 game misconduct



- Lee Fogolin, at Calgary, April 18/83, 1st period, 3 minors, 1 major
 - Ethan Moreau, at Dallas, April 11/03, 3rd period, 4 minors
- Opposition: 5
- Marty McSorley, at Los Angeles, April 26/91, 3rd period, 2 minors, 2 majors, 1 game misconduct

PENALTY MINUTES

MOST PENALTY MINUTES:

- 314 – Glenn Anderson in 164 games

MOST PENALTY MINUTES, ONE PLAYOFF YEAR:

- 75 – Kevin McClelland, 1985

MOST PENALTY MINUTES, BY A GOALTENDER, CAREER:

- 14 – Grant Fuhr in 111 games
14 – Dwayne Roloson in 18 games

MOST PENALTY MINUTES, BY A GOALTENDER, ONE PLAYOFF YEAR:

- 14 – Dwayne Roloson, 2006

MOST PENALTY MINUTES, ONE GAME:

- Edmonton: 30
– Dave Semenko, at Calgary, April 17/83, 1 major, 1 match penalty, 1 10 minute misconduct, 1 game misconduct
- Opposition: 29
– Tim Hunter, at Calgary, April 18/83, 2 minors, 1 major, 2 10-minute misconducts

MOST PENALTY MINUTES, ONE PERIOD:

- Edmonton: 30
– Dave Semenko, at Calgary, April 17/83, 1st period, 1 major, 1 match penalty, 1 10-minute misconduct, 1 game misconduct
- Opposition: 25
– Jim Peplinski, at Calgary, April 17/83, 1st period, 1 major, 2 game misconducts

POWERPLAY GOALS

MOST POWERPLAY GOALS:

- 22 – Wayne Gretzky, in 120 games
– Jari Kurri, in 146 games
– Glenn Anderson, in 164 games

MOST POWERPLAY GOALS, ONE PLAYOFF YEAR:

- 7 – Mark Messier, 1988

MOST POWERPLAY GOALS, ONE PLAYOFF SERIES:

- 4 – Bernie Nicholls, 1992 Division Semi-finals vs Los Angeles
– Bill Guerin, 1998 Conference Quarter-finals vs Colorado

MOST POWERPLAY GOALS, ONE GAME:

- Edmonton: 3
– Jari Kurri, vs Los Angeles, April 9/87, Edmonton won 13-3 (Ties NHL record)
- Opposition: 3
– Denis Potvin, at NY Islanders, April 17/81, New York won 6-3 (Ties NHL record)

MOST POWERPLAY GOALS, ONE PERIOD:

- Edmonton: 2
– Jari Kurri, vs Los Angeles, April 9/87, third period, Edmonton won 13-3
- Opposition: 2
– Denis Potvin, at NY Islanders, April 17/81, 2nd period, New York won 6-3
– Paul Coffey, vs Los Angeles, April 20/92, 1st period, Los Angeles won 8-5

SHORTHANDED GOALS

MOST SHORTHANDED GOALS:

- 11 – Mark Messier in 166 games

MOST SHORTHANDED GOALS, ONE PLAYOFF YEAR:

- 3 – Wayne Gretzky, 1983

MOST SHORTHANDED GOALS, ONE PLAYOFF SERIES:

- 2 – Mark Messier, 1983 Division Finals vs Calgary
– Jari Kurri, 1983 Conference Finals vs Chicago
– Wayne Gretzky, 1983 Division Semi-finals vs Winnipeg
– Wayne Gretzky, 1985 Division Final vs Winnipeg
– Kevin Lowe, 1987 Stanley Cup Final vs Philadelphia
– Todd Marchant, 1997 Conference Semi-Final vs Colorado

MOST SHORTHANDED GOALS, ONE GAME:

- Edmonton: 2
– Wayne Gretzky, vs Winnipeg, April 6/83, Edmonton won 6-3 (Ties NHL record)
– Jari Kurri, vs Chicago, April 24/83, Edmonton won 8-4 (Ties NHL record)
– Wayne Gretzky at Winnipeg, April 25/85, Edmonton won 8-3 (Ties NHL record)
- Opposition: 1

MOST SHORTHANDED GOALS, ONE PERIOD:

- Edmonton: 2
– Jari Kurri, vs Chicago, April 24/83, 3rd period, Edmonton won 8-4 (Ties NHL record)
- Opposition: 1

STREAKS AND GOALTENDER RECORDS

MOST WINS BY A GOALTENDER, ONE PLAYOFF YEAR:

- 16 – Grant Fuhr, 1988, in 18 games (NHL record)
– Bill Ranford, 1990, in 22 games (NHL record)

MOST CONSECUTIVE WINS BY A GOALTENDER, ONE PLAYOFF YEAR:

- 9 – Grant Fuhr, April 10/85 through May 7/85

MOST MINUTES PLAYED BY A GOALTENDER:

- 6528 – Grant Fuhr, 1982 through 1991

MOST MINUTES PLAYED BY A GOALTENDER,

**ONE PLAYOFF YEAR:**

1401 – Bill Ranford, 1990

MOST CAREER PLAYOFF SHUTOUTS:

5 – Curtis Joseph, in 24 games,
1997 through 1998

MOST SHUTOUTS, ONE PLAYOFF YEAR:

3 – Curtis Joseph, 1997-98

MOST SHUTOUTS, ONE PLAYOFF SERIES:

2 – Curtis Joseph, 1997 Conference Quarter-Final
vs Dallas

2 – Curtis Joseph, 1998 Conference Quarter-Final
vs Colorado

LONGEST SHUTOUT SEQUENCE:

166 Minutes, 54 Seconds

– Curtis Joseph shutout Colorado for final
43:40 on April 30/98, for 60:00 on both
May 2/98 and May 4/98 and Dallas for
initial 3:14 on May 7/98.

MOST SHOTS FACED, ONE GAME

57 – Dwayne Roloson, at Detroit,
April 21/06. Detroit won 3-2 (OT).

MOST SAVES, ONE GAME

54 – Dwayne Roloson, at Detroit,
April 21/06. Detroit won 3-2 (OT).

MOST ASSISTS BY A GOALTENDER, CAREER

12 – Grant Fuhr in 111 games.

MOST ASSISTS BY A GOALTENDER,**ONE PLAYOFF YEAR:**

3 – Grant Fuhr, 1984 & 1985

2 – Grant Fuhr, 1991

2 – Bill Ranford, 1990

2 – Dwayne Roloson, 2006

MOST PENALTY SHOTS FACED,**ONE PLAYOFF YEAR AND SERIES:**

2 – Grant Fuhr, 1985 Stanley Cup Final
Series vs Philadelphia, May 28,
May 30, 1985 (NHL record)

MOST PENALTY SHOTS STOPPED,**ONE PLAYOFF YEAR AND SERIES:**

2 – Grant Fuhr, 1985 Stanley Cup Final
Series vs Philadelphia, May 28,
May 30, 1985 (NHL record)

LONGEST CONSECUTIVE GOAL-SCORING STREAK:

6 games

– Esa Tikkanen, April 10/90 through
April 20/90, 7 goals

LONGEST CONSECUTIVE GOAL-SCORING STREAK,**ONE PLAYOFF YEAR:**

6 games

– Esa Tikkanen, April 10/90 through
April 20/90, 7 goals

LONGEST CONSECUTIVE ASSIST-SCORING STREAK:

9 games

– Glenn Anderson, April 20/85 through
May 16/85, 13 assists

LONGEST CONSECUTIVE ASSIST-SCORING STREAK,**ONE PLAYOFF YEAR:**

9 games

– Glenn Anderson, April 20/85 through
May 16/85, 13 assists

LONGEST CONSECUTIVE POINT-SCORING STREAK:

18 games

– Wayne Gretzky, April 11/80 through
April 9/83, 17 goals, 25 assists,
42 points

LONGEST CONSECUTIVE POINT-SCORING STREAK,**ONE PLAYOFF YEAR:**

17 games

– Wayne Gretzky, April 9/88 through
May 26/88, 12 goals, 29 assists, 41 points

FASTEST GOALS**FASTEST OPENING GOAL:**

Edmonton: 10 Seconds

– Glenn Anderson, at Boston, May 24/88.

Score tied at 3-3 when game was cancelled
due to power failure at Boston Garden

Opposition: 10 Seconds

– John Byce, Boston at Edmonton,

May 20/90. Boston won 2-1

FASTEST GOAL FROM THE START OF A PERIOD:

Edmonton: 9 Seconds

– Wayne Gretzky, vs Winnipeg, April 6/83,
2nd period, Edmonton won 6-3
(Ties NHL record)

– Mark Messier, at Calgary, April 16/84,
3rd period, Edmonton won 5-3
(Ties NHL record)

Opposition: 11 Seconds

– Neal Broten, vs Minnesota, April 26/84,
2nd period, Edmonton won 4-3

FASTEST TWO GOALS:

Edmonton: 15 Seconds

– Wayne Gretzky, vs Philadelphia,
May 25/85. Goals: 1st period - 1:10, 1:25,
Edmonton won 4-3

Opposition: 22 Seconds

– Pat LaFontaine, vs NY Islanders,
May 19/84. Goals: 3rd period - 0:13, 0:35,
Edmonton won 5-2

FASTEST THREE GOALS:

Edmonton: 5 Minutes, 13 Seconds

– Petr Klima, vs Minnesota, May 4/91.
Goals: 1st period - 6:14, 8:23, 11:27,
Edmonton won 7-2

Opposition: 18 Minutes, 34 Seconds

– Luc Robitaille, at Los Angeles,
April 26/91. Goals: 1st period
15:08, 19:03, 2nd period - 13:42,
Los Angeles won 5-2

FASTEST FOUR GOALS:

Edmonton: 16 Minutes, 50 Seconds

– Wayne Gretzky, vs Winnipeg, April 6/83.

Goals: 1st period - 15:58,
2nd period - 0:09, 5:52, 12:48,
Edmonton won 6-3

Opposition:

– has not occurred in Oilers playoff history



FASTEST ASSISTS

FASTEST TWO ASSISTS:

Edmonton: 15 Seconds

– Paul Coffey, vs Philadelphia, May 25/85.

Goals: Wayne Gretzky, 1st period -1:10,

1:25, Edmonton won 4-3

Opposition: 22 Seconds

– Clark Gillies, vs NY Islanders, May 19/84.

Goals: Pat LaFontaine, 3rd period - 0:13,

0:35, Edmonton won 5-2

FASTEST THREE ASSISTS:

Edmonton: 7 Minutes, 24 Seconds

– Wayne Gretzky, at Winnipeg, April 25/85.

Goals: 2nd period - Jari Kurri 0:54, 1:18,

Glenn Anderson 8:18, Edmonton won 8-3

Opposition: 9 Minutes, 19 Seconds

– Steve Payne, vs Minnesota, April 26/84.

Goals: 2nd period - Neal Broten 0:11,

Willi Plett 2:37, Brian Bellows 10:30,

Edmonton won 4-3

FASTEST FOUR ASSISTS:

Edmonton: 21 Minutes, 18 Seconds

– Glenn Anderson, vs Detroit, May 13/87.

Goals: 2nd period - Mark Messier 18:23,

3rd period - Mark Messier 4:48,

Kent Nilsson 19:11 and 19:41.

Edmonton won 6-3

Opposition: 39 Minutes, 50 Seconds

– Duane Sutter, vs NY Islanders,

May 12/83 Goals: 1st period –

Tomas Jonsson 14:21, 2nd period –

Bob Bourne 8:03, Brent Sutter 8:41

3rd period - Brent Sutter 14:11,

New York won 6-3

FASTEST FIVE ASSISTS:

Edmonton: 51 Minutes, 15 Seconds

– Wayne Gretzky, vs Los Angeles,

April 9/87. Goals: 1st period - Jari Kurri

6:26, Esa Tikkanen 14:09, 2nd period –

Kent Nilsson 14:05, 3rd period –

Jari Kurri 7:30 and 17:41.

Edmonton won 13-3

Opposition:

– has not occurred in Oilers playoff history

EDMONTON OILERS TEAM PLAYOFF RECORDS

GAMES, WINS, AND LOSSES

MOST CONSECUTIVE PLAYOFF APPEARANCES:

13 – 1980 through 1992

MOST GAMES PLAYED, ONE PLAYOFF YEAR:

24 – 2006

MOST WINS, ONE PLAYOFF YEAR:

16 – 1987, 1988, 1990

MOST HOME WINS, ONE PLAYOFF YEAR:

11 – 1988

MOST ROAD WINS, ONE PLAYOFF YEAR:

8 – 1990

MOST CONSECUTIVE PLAYOFF GAME VICTORIES:

12 – May 15/84 through May 7/85

(NHL record)

MOST CONSECUTIVE VICTORIES,

ONE PLAYOFF YEAR:

9 – April 10/85 through May 7/85

MOST CONSECUTIVE PLAYOFF GAME LOSSES:

7 – May 11/98 through April 27/99

MOST CONSECUTIVE PLAYOFF GAME LOSSES,

ONE PLAYOFF YEAR

4 – May 10/83 to May 17/83

May 16/92 to May 22/92

April 21/99 to April 27/99

OVERTIME

MOST OVERTIME GAMES, ONE PLAYOFF YEAR:

6 – 1991

MOST CONSECUTIVE OVERTIME GAMES, ONE PLAYOFF YEAR:

5 – April 14/91 through April 22/91

(3 wins, 2 losses)

MOST OVERTIME GAMES, ONE PLAYOFF SERIES:

4 – Oilers vs Los Angeles, 1991 Smythe Division

Final. Edmonton won series 4-2

– Oilers vs Dallas, 2001 Western Conference

Quarter Final. Dallas won series 4-2

MOST CONSECUTIVE OVERTIME GAMES, ONE PLAYOFF SERIES:

3 – Oilers vs Los Angeles, 1991 Smythe Division

Final, Games 1-3. Edmonton won series 4-2.

3 – Oilers vs Dallas, 2001 Western Conference

Quarter Final, Games 3-5. Dallas won series

4-2.

MOST OVERTIME VICTORIES, ONE PLAYOFF SERIES:

3 – Oilers vs Los Angeles, 1991 Smythe Division

Final. Edmonton won series 4-2.

3 – Oilers vs Dallas, 1997 Western Conference

Quarter Final. Edmonton won series 4-3.

**MOST OVERTIME LOSSES, ONE PLAYOFF SERIES:**

- 3 – Oilers vs Dallas, 2001 Western Conference Quarter Final. Dallas won series 4-2.

LONGEST OVERTIME:

- 55 Minutes, 13 Seconds
- Oilers at Boston, May 15/90, Edmonton won 3-2. Winning goal: Petr Klima (Jari Kurri, Craig MacTavish) at 15:13 of 3rd overtime period

SHORTEST OVERTIME:

- 21 Seconds
- Oilers vs Winnipeg, April 5/84, Edmonton won 5-4. Winning goal: Randy Gregg (Mark Messier, Glenn Anderson) 0:21 of the 1st overtime period

GOALS**MOST GOALS, BOTH TEAMS, THREE-GAME SERIES:**

- 25 – Oilers vs Winnipeg, 1984 Division Semi-final, Edmonton won series 3-0 outscoring Winnipeg 18-7

MOST GOALS, ONE TEAM, THREE-GAME SERIES:

- Edmonton: 18
- Oilers vs Winnipeg, 1984 Division Semi-final, Edmonton won series 3-0 outscored Winnipeg 18-7
- Opposition: 12
- Oilers vs Philadelphia, 1980 Preliminary Round, Philadelphia won series 3-0 and outscored Edmonton 12-6

MOST GOALS, BOTH TEAMS, FOUR-GAME SERIES:

- 36 – Oilers vs Chicago, 1983 Conference Finals, Edmonton won series 4-0 and outscored Chicago 25-11

MOST GOALS, ONE TEAM, FOUR-GAME SERIES:

- Edmonton: 25
- Oilers vs Chicago, 1983 Conference Finals, Edmonton won series 4-0 and outscored Chicago 25-11
- Opposition: 21
- Oilers vs Chicago, 1992 Conference Finals, Chicago won series 4-0 and outscored Edmonton 21-8

MOST GOALS, BOTH TEAMS, FIVE-GAME SERIES:

- 52 – Oilers vs Los Angeles, 1987 Division Semi-Finals, Edmonton won series 4-1 and outscored Los Angeles 32-20 (NHL record)

MOST GOALS, ONE TEAM, FIVE-GAME SERIES:

- Edmonton: 35
- Oilers vs Calgary, 1983 Division Finals, Edmonton won series 4-1 and outscored Calgary 35-13 (NHL record)

Opposition: 27

- Oilers vs Los Angeles, 1982 Division Semi-finals, Los Angeles won series 3-2 and outscored Edmonton 27-23

MOST GOALS, BOTH TEAMS, SIX-GAME SERIES:

- 69 – Oilers vs Chicago, 1985 Conference Finals, Edmonton won best of seven series 4-2 outscoring Chicago 44-25 (NHL record)

MOST GOALS, ONE TEAM, SIX-GAME SERIES:

- Edmonton: 44
- Oilers vs Chicago, 1985 Conference Finals, Edmonton won series 4-2 and outscored Chicago 44-25 (NHL record)
- Opposition: 29
- Oilers vs NY Islanders, 1981 Quarter-finals, New York won series 4-2 and outscored Edmonton 29-20

MOST GOALS, BOTH TEAMS, SEVEN-GAME SERIES:

- 60 – Oilers vs Calgary, 1984 Division Final, Edmonton won series 4-3 outscoring Calgary 33-27

MOST GOALS, ONE TEAM, SEVEN-GAME SERIES:

- Edmonton: 33
- Oilers vs Calgary, 1984 Division Final, Edmonton won series 4-3 outscoring Calgary 33-27
- Opposition: 27
- Oilers vs Calgary, 1984 Division Final, Edmonton won series 4-3 outscoring Calgary 33-27

FEWEST GOALS, BOTH TEAMS, THREE-GAME SERIES:

- 18 – Oilers vs Philadelphia, 1980 Preliminary Round, Philadelphia won series 3-0 and outscored Edmonton 12-6
- Oilers vs Los Angeles, 1985 Smythe Division Semi-final, Edmonton won series 3-0 and outscored Los Angeles 11-7

FEWEST GOALS, ONE TEAM, THREE-GAME SERIES:

- Edmonton: 6
- Oilers vs Philadelphia, 1980 Preliminary Round, Philadelphia won series 3-0 and outscored Edmonton 12-6
- Opposition: 5
- Oilers vs Vancouver, 1986 Preliminary Round, Edmonton won series 3-0 and outscored Vancouver 17-5

FEWEST GOALS, BOTH TEAMS, FOUR-GAME SERIES:

- 18 – Oilers vs Dallas Stars, 1999 Western Conference Quarter-Final. Dallas won series 4-0 and outscored Edmonton 11-7

**FEWEST GOALS, ONE TEAM, FOUR-GAME SERIES:**

- Edmonton: 6
 - Oilers vs NY Islanders, 1983 Stanley Cup Finals, New York won series 4-0 and outscored Edmonton 17-6
- Opposition: 9
 - Oilers vs Winnipeg, 1987 Division Finals, Edmonton won series 4-0 and outscored Winnipeg 17-9
 - Oilers vs Boston, 1988 Stanley Cup Final, Edmonton won series 4-0 and outscored Boston 18-9

FEWEST GOALS, BOTH TEAMS, FIVE-GAME SERIES:

- 14 – Oilers vs Dallas, 1998 Conference Semi-Finals, Dallas won series 4-1 and outscored Edmonton 9-5

FEWEST GOALS, ONE TEAM, FIVE-GAME SERIES:

- Edmonton: 5
 - Oilers vs Dallas, 1998 Conference Semi-Finals, Dallas won series 4-1 and outscored Edmonton 9-5
- Opposition: 8
 - Oilers vs Boston, 1990 Stanley Cup Final, Edmonton won series 4-1 and outscored Boston 20-8

FEWEST GOALS, BOTH TEAMS, SIX-GAME SERIES:

- 29 – Oilers vs Dallas, 2001 Western Conference Quarter Final. Dallas won series 4-2 and outscored Edmonton 16-13.

FEWEST GOALS, ONE TEAM, SIX GAME SERIES:

- Edmonton: 11
 - Oilers vs Dallas, 2003 Western Conference Quarter Final. Dallas won series 4-2 and outscored Edmonton 20-11.
- Opposition: 12
 - Oilers vs San Jose, 2006 Conference Semi-Final, Edmonton won series 4-2 and outscored San Jose 19-12

FEWEST GOALS, BOTH TEAMS,**SEVEN-GAME SERIES:**

- 35 – Oilers vs Colorado, 1998 Conference Quarter-Finals, Edmonton won series 4-3 and outscored Colorado 19-16
- 35 – Oilers vs Carolina, 2006 Stanley Cup Final, Carolina won series 4-3 and outscored Edmonton 19-16

FEWEST GOALS, ONE TEAM, SEVEN-GAME SERIES:

- Edmonton: 16
 - Oilers vs Carolina, 2006 Stanley Cup Final. Carolina won series 4-3 and outscored Edmonton 19-16
- Opposition: 16
 - Oilers vs Colorado, 1998 Conference Quarter-Finals, Edmonton won series 4-3 and outscored Colorado 19-16

MOST GOALS, BOTH TEAMS, ONE GAME:

- 18 – Oilers vs Los Angeles, April 8/82, Los Angeles won 10-8 (NHL record)

MOST GOALS, ONE TEAM, ONE GAME:

- Edmonton: 13
 - Oilers vs Los Angeles, April 9/87, Edmonton won 13-3 (NHL record)
- Opposition: 10
 - Oilers vs Los Angeles, April 8/82, Los Angeles won 10-8

MOST CONSECUTIVE GOALS, ONE TEAM, ONE GAME:

- Edmonton: 9
 - Oilers vs Chicago, May 4/85, Edmonton won 11-2
- Opposition: 6
 - Oilers at Los Angeles, April 10/82, Los Angeles won 6-5
 - Oilers at Chicago, May 16/92, Chicago won 8-2

MOST GOALS, BOTH TEAMS, ONE PERIOD:

- 8 – Oilers at Chicago, May 12/85, 1st period, Chicago won 8-6 and had 5 goals, Edmonton had 3 goals
 - Oilers vs Winnipeg, April 6/88, 3rd period, Oilers won 7-4 and scored 6 goals, Winnipeg scored 2
 - Oilers vs Anaheim, May 23/06, 3rd period of Game 3 of Conference Final. Oilers won 5-4 and had 4 goals, Anaheim scored 4 goals.

MOST GOALS, ONE TEAM, ONE PERIOD:

- Edmonton: 6
 - Oilers vs Los Angeles, April 9/87, 1st period, Edmonton won 13-3
 - Oilers vs Winnipeg, April 6/88, 3rd period, Edmonton won 7-4
- Opposition: 5
 - Oilers vs Los Angeles, April 7/82, 2nd period, Los Angeles won 10-8
 - Oilers at Los Angeles, April 10/82, 3rd period, Los Angeles won 6-5
 - Oilers at Minnesota, April 28/84, 2nd period, Edmonton won 8-5
 - Oilers at Chicago, May 12/85, 1st period, Chicago won 8-6

POINTS**MOST POINTS, BOTH TEAMS, ONE GAME:**

- 46 – Oilers vs Los Angeles, April 7/82, Los Angeles won 10-8 and had 15 assists, Edmonton had 13 assists

MOST POINTS, ONE TEAM, ONE GAME:

- Edmonton: 33
 - Oilers vs Los Angeles, April 9/87, Edmonton won 13-3 and had 20 assists
- Opposition: 25
 - Oilers vs Los Angeles, April 7/82, Los Angeles won 10-8 and had 15 assists

**MOST POINTS, BOTH TEAMS, ONE PERIOD:**

- 23 – Oilers vs Winnipeg, April 6/88,
3rd period, Edmonton won 7-4 and
scored 6 goals, 12 assists, Winnipeg
scored 2 goals, 3 assists

MOST POINTS, ONE TEAM, ONE PERIOD:

- Edmonton: 18
– Oilers vs Winnipeg, April 6/88,
3rd period, Edmonton won 7-4 and had
6 goals, 12 assists
Opposition: 14
– Oilers at Los Angeles, April 10/82,
3rd period, Los Angeles won 6-5 and
had 5 goals, 9 assists
– Oilers at Minnesota, April 28/84,
2nd period, Edmonton won 8-5,
Minnesota had 5 goals, 9 assists
– Oilers at Chicago, May 12/85, 1st period,
Chicago won 8-6, Chicago had 5 goals
and 9 assists

SHOTS**MOST SHOTS, BOTH TEAMS, ONE GAME:**

- 97 – Oilers vs Calgary, April 13/84,
Calgary won 6-5 and had 50 shots,
Edmonton had 47 shots

MOST SHOTS, ONE TEAM, ONE GAME:

- Edmonton: 58
– Oilers vs San Jose, May 10/06,
Edmonton won 3-2 in triple overtime
Opposition: 57
– Oilers at Detroit, April 21/06,
Detroit won 3-2 in double overtime

MOST SHOTS, BOTH TEAMS, ONE PERIOD:

- 35 – Oilers vs Winnipeg, April 4/84,
1st period, Edmonton won 9-2 and
had 19 shots, Winnipeg had 16 shots

MOST SHOTS, ONE TEAM, ONE PERIOD:

- Edmonton: 22
– Oilers vs Dallas, April 16/2000,
1st period, Edmonton won 5-2
Opposition: 25
– Oilers vs Anaheim, May 25/06,
2nd period, Anaheim won 6-3

FEWEST SHOTS, BOTH TEAMS, ONE GAME:

- 36 – Oilers vs Boston, May 18/88
Edmonton won 2-1 and had 22 shots.
Boston had 14 shots
36 – Oilers at Dallas, May 9/98
Edmonton won 2-0 and had 21 shots.
Dallas had 15 shots

FEWEST SHOTS, ONE TEAM, ONE GAME:

- Edmonton: 13
– Oilers at Dallas, April 21/99,
Dallas won 2-1.
– Oilers at Dallas, April 11/03,
Dallas won 6-1.
Opposition: 12
– Oilers vs Boston, May 20/88,
Edmonton won 4-2.

FEWEST SHOTS, BOTH TEAMS, ONE PERIOD:

- 7 – Oilers at Dallas, April 21/99,
1st period, Dallas won 2-1 and had 3 shots.
Edmonton had 4 shots.

FEWEST SHOTS, ONE TEAM, ONE PERIOD:

- Edmonton: 1
– Oilers at Los Angeles, April 22/90, 1st period,
Edmonton won 5-4
– Oilers at Vancouver, May 4/92,
1st period, Vancouver won 4-0
Opposition: 0
– Oilers at Dallas, May 9/98,
1st period, Edmonton won 2-0

PENALTIES**MOST PENALTIES, BOTH TEAMS, ONE SERIES:**

- 155 – Oilers vs Calgary, 1986 Divisional
Final. Calgary won series 4-3 and
received 59 minors, 7 majors,
4 misconducts, and 1 game
misconduct. Edmonton received 66
minors, 10 majors, 6 misconducts
and 2 game misconducts

MOST PENALTIES, ONE TEAM, ONE SERIES:

- Edmonton: 84
– Oilers vs Calgary, 1986 Division Finals.
Calgary won series 4-3. Edmonton
received 66 minors, 10 majors,
6 10-minute misconducts and
2 game misconducts
Opposition: 75
– Oilers vs Winnipeg, 1988 Division
Semi-Final. Edmonton won series 4-1.
Winnipeg received 64 minors, 5 majors,
and 6 10-minute misconducts

MOST PENALTIES, BOTH TEAMS, ONE GAME:

- 54 – Oilers at Los Angeles, April 10/82,
Edmonton received 17 minors,
3 majors, and 7 10-minute misconducts,
Los Angeles received 18 minors, 2 majors,
6 10-minute misconducts, and
1 game misconduct

MOST PENALTIES, ONE TEAM, ONE GAME:

- Edmonton: 29
– Oilers at Calgary, April 24/86, Edmonton
received 20 minors, 4 majors,
4 misconducts and 1 game misconduct
Opposition: 27
– Oilers at Los Angeles, April 10/82,
Los Angeles received 18 minors, 2 majors,
6 misconducts and 1 game misconduct

MOST PENALTIES, BOTH TEAMS, ONE PERIOD:

- 28 – Oilers at Los Angeles, April 20/92,
3rd period, Edmonton received
9 minors, 1 major, 4 misconducts.
Los Angeles received 9 minors,
1 major and 4 misconducts



MOST PENALTIES, ONE TEAM, ONE PERIOD:

Edmonton: 15

- Oilers at Calgary, April 24/86, 3rd period, Edmonton received 6 minors, 4 majors, 4 misconducts and 1 game misconduct
- Oilers at Dallas, April 11/03, 3rd period, Edmonton received 11 minors, 1 major, 2 misconducts and 1 match

Opposition: 14

- Oilers at Los Angeles, April 10/82, 3rd period, Los Angeles received 5 minors, 2 majors, 6 10-minute misconducts, and 1 game misconduct
- Oilers at Los Angeles, April 20/92, 3rd period, Los Angeles received 9 minors, 1 major and 4 misconducts

PENALTY MINUTES

MOST PENALTY MINUTES, BOTH TEAMS, ONE SERIES:

- 465 – Oilers vs Calgary, 1986 Division Finals. Calgary won series 4-3 and had 203 penalty minutes. Edmonton had 262 penalty minutes

MOST PENALTY MINUTES, ONE TEAM, ONE SERIES:

Edmonton: 262

- Oilers vs Calgary, 1986 Division Finals. Calgary won series 4-3, Edmonton received 66 minors, 10 majors, 6 misconducts and 2 game misconducts
- Opposition: 213
- Oilers vs Winnipeg, 1988 Division Semi-Final. Edmonton won series 4-1. Winnipeg received 64 minors, 5 majors and 6 10-minute misconducts

MOST PENALTY MINUTES, BOTH TEAMS, ONE GAME:

- 227 – Oilers at Los Angeles, April 10/82, Edmonton received 18 minors, 3 majors and 6 10-minute misconducts for 111 minutes, Los Angeles received 18 minors, 2 majors, 6 10 minute misconducts and 1 game misconduct for 116 minutes

MOST PENALTY MINUTES, ONE TEAM, ONE GAME:

Edmonton: 111

- Oilers at Los Angeles, April 10/82, Edmonton received 18 minors, 3 majors and 6 10-minute misconducts for 111 minutes
- Opposition: 116
- Oilers at Los Angeles, April 10/82, Los Angeles received 18 minors, 2 majors, 6 10-minute misconducts and 1 game misconduct for 116 minutes

MOST PENALTY MINUTES, BOTH TEAMS, ONE PERIOD:

- 161 – Oilers at Los Angeles, April 10/82, 3rd period, Edmonton received 3 minors, 3 majors and 5 10-minute misconducts for 71 minutes, Los Angeles received 5 minors, 2 majors, 6 10-minute misconducts and 1 game misconduct for 90 minutes

MOST PENALTY MINUTES, ONE TEAM, ONE PERIOD:

Edmonton: 82

- Oilers at Calgary, April 24/86, 3rd period, Edmonton received 6 minors, 4 majors, 4 misconducts and 1 game misconduct
- Opposition: 90
- Oilers at Los Angeles, April 10/82, 3rd period, Los Angeles received 5 minors, 2 majors, 6 10-minute misconducts and 1 game misconduct for 90 minutes

POWERPLAY GOALS

MOST POWERPLAY GOALS, ONE PLAYOFF YEAR:

30 – 1988

MOST POWERPLAY GOALS, BOTH TEAMS, ONE SERIES:

- 21 – Oilers vs NY Islanders, 1981 Quarter Finals, New York won series 4-2 and had 13 powerplay goals, Edmonton had 8 powerplay goals (Ties NHL record)

MOST POWERPLAY GOALS, ONE TEAM, ONE SERIES:

Edmonton: 10

- Oilers vs Winnipeg, 1988 Division Semi-Final. Edmonton won series 4-1
 - Oilers vs Los Angeles, 1992 Division Semi-Final. Edmonton won series 4-2
- Opposition: 13
- Oilers vs NY Islanders, 1981 Quarter Finals, New York won series 4-2

MOST POWERPLAY GOALS, BOTH TEAMS, ONE GAME:

- 7 – Oilers at Minnesota, April 28/84, Edmonton won 8-5 and had 3 powerplay goals, Minnesota had 4 powerplay goals (NHL record)
- Oilers vs Chicago, May 14/85, Edmonton won 10-5 and had 3 powerplay goals, Chicago had 4 powerplay goals (Ties NHL record)
 - Oilers vs Los Angeles, April 9/87, Edmonton won 13-3 and had 5 powerplay goals, Los Angeles had 2 powerplay goals (Ties NHL record)



MOST POWERPLAY GOALS, ONE TEAM, ONE GAME:

- Edmonton: 5
- Oilers vs Los Angeles, April 9/87, Edmonton won 13-3
- Opposition: 4
- Oilers at NY Islanders, April 17/81, New York won 6-3
- Oilers vs Los Angeles, April 7/82, Los Angeles won 10-8
- Oilers at Minnesota, April 28/84, Edmonton won 8-5
- Oilers vs Chicago, May 14/85, Edmonton won 10-5

MOST POWERPLAY GOALS, BOTH TEAMS, ONE PERIOD:

- 5 – Oilers at Minnesota, April 28/84, 2nd period, Edmonton won 8-5 and had 1 powerplay goal, Minnesota had 4 powerplay goals (NHL record)

MOST POWERPLAY GOALS, ONE TEAM, ONE PERIOD:

- Edmonton: 2
- Oilers vs Los Angeles, April 13/82, 1st period, Los Angeles won 7-4
- Oilers vs Calgary, April 15/83, 3rd period, Edmonton won 5-1
- Oilers vs NY Islanders, May 19/84, 2nd period, Edmonton won 5-2
- Oilers vs Philadelphia, May 28/85, 1st period, Edmonton won 5-3
- Oilers vs Los Angeles, April 9/87, 1st period, Edmonton won 13-3
- Oilers vs Los Angeles, April 9/87, 3rd period, Edmonton won 13-3
- Oilers vs Winnipeg, April 6/88, 3rd period, Edmonton won 7-4
- Oilers at Winnipeg, April 10/88, 2nd period, Edmonton won 5-3
- Oilers vs Winnipeg, April 12/88, 1st period, Edmonton won 6-2
- Oilers vs Winnipeg, April 12/88, 2nd period, Edmonton won 6-2
- Oilers vs Boston, May 20/88, 1st period, Edmonton won 4-2
- Oilers vs Winnipeg, April 4/90, 1st period, Winnipeg won 7-5
- Oilers vs Los Angeles, April 20/90, 3rd period, Edmonton won 6-1
- Oilers vs Calgary, April 10/91, 2nd period, Edmonton won 5-2
- Oilers vs Minnesota, May 4/91, 1st period, Edmonton won 7-2
- Oilers vs Los Angeles, April 22/92, 3rd period, Edmonton won 4-3
- Oilers at Vancouver, May 10/92, 2nd period, Vancouver won 4-3
- Oilers at Dallas, April 14/01, 1st period, Edmonton won 4-3
- Oilers vs Detroit, May 1/06, 3rd period, Edmonton won 4-3
- Oilers at San Jose, May 14/06, 3rd period, Edmonton won 6-3
- Oilers vs Anaheim, May 23/06,

- 3rd period, Edmonton won 5-4
- Oilers vs Carolina, June 17/06, 3rd period, Edmonton won 4-0
- Opposition: 4
- Oilers at Minnesota, April 28/84, 2nd period, Edmonton won 8-5 (NHL record)

SHORTHANDED GOALS

SHORTHANDED GOALS, ONE PLAYOFF YEAR:

- 10 – 1983 (NHL record)

SHORTHANDED GOALS, BOTH TEAMS, ONE SERIES:

- 7 – Oilers vs Calgary, 1983 Division Finals, Edmonton won series 4-1 and had 5 shorthanded goals, Calgary had 2 shorthanded goals (Ties NHL record)

MOST SHORTHANDED GOALS, ONE TEAM, ONE SERIES:

- Edmonton: 5
- Oilers vs Calgary, 1983 Division Finals, Edmonton won series 4-1 (Ties NHL record)
- Opposition: 2
- Oilers vs NY Islanders, 1981 Quarter Finals, New York won series 4-2
- Oilers vs Calgary, 1983 Division Finals, Edmonton won series 4-1
- Oilers vs Calgary, 1984 Division Finals, Edmonton won series 4-3
- Oilers vs Winnipeg, 1985 Division Finals, Edmonton won series 4-0
- Oilers vs Winnipeg, 1988 Division Semi-Final, Edmonton won series 4-1

MOST SHORTHANDED GOALS, BOTH TEAMS, ONE GAME:

- 3 – Oilers at Calgary, April 17/83, Edmonton won 10-2 and had 3 shorthanded goals
- Oilers at Winnipeg, April 9/88, Winnipeg won 6-4 and scored 2 shorthanded goals. Edmonton scored 1 shorthanded goal.

MOST SHORTHANDED GOALS, ONE TEAM, ONE GAME:

- Edmonton: 3
- Oilers at Calgary, April 17/83, Edmonton won 10-2 (Ties NHL record)
- Opposition: 2
- Oilers at Winnipeg, April 9/88, Winnipeg won 6-4.

MOST SHORTHANDED GOALS, BOTH TEAMS, ONE PERIOD

- 2 – Oilers vs Calgary, April 14/83, 3rd period, Edmonton won 6-3 and had 1 shorthanded goal, Calgary had 1 shorthanded goal
- Oilers vs Chicago, April 24/83, 3rd period, Edmonton won 8-4 and had 2 shorthanded goals, Chicago had 0 shorthanded goals
- Oilers at Winnipeg, April 9/88, 2nd period, Winnipeg won 6-4 and scored 1 shorthanded goal. Edmonton scored 1 shorthanded goal.



MOST SHORTHANDED GOALS, ONE TEAM, ONE PERIOD:

Edmonton: 2
– Oilers vs Chicago, April 24/83,
3rd period, Edmonton won 8-4
(Ties NHL record)
Opposition: 1

FASTEST GOALS

FASTEST FIVE GOALS, BOTH TEAMS:

5 Minutes, 12 Seconds
– Oilers at Minnesota, April 28/84,
2nd period. Scorers: Mark Napier,
North Stars, 8:48, Mark Napier,
North Stars, 10:22, Neal Broten
North Stars, 12:04, Neal Broten,
North Stars, 12:36; Paul Coffey, Oilers,
14:00, Edmonton won 8-5

FASTEST FIVE GOALS, ONE TEAM:

Edmonton: 5 Minutes, 44 Seconds
– Oilers at Minnesota, April 28/84,
3rd period. Scorers: Jari Kurri 4:58;
Glenn Anderson 6:06; Ken Linseman 7:05;
Mark Messier 10:10; Wayne Gretzky
10:42, Edmonton won 8-5
Opposition: 8 Minutes, 27 Seconds
– Oilers at Minnesota, April 28/84,
2nd period. Scorers: Brad Maxwell 4:09;
Mark Napier 8:48, Mark Napier 10:22;
Neal Broten 12:04; Neal Broten 12:36,
Edmonton won 8-5

FASTEST FOUR GOALS, BOTH TEAMS:

2 Minutes, 30 Seconds
– Oilers at Chicago, May 12/85, 1st period.
Scorers: Denis Savard, Chicago, 17:05;
Jaroslav Pouzar, Edmonton, 17:20;
Curt Fraser, Chicago, 18:17; Al Secord,
Chicago, 19:35, Chicago won 8-6

FASTEST FOUR GOALS, ONE TEAM:

Edmonton: 4 Minutes, 25 Seconds
– Oilers vs Los Angeles, April 20/90,
3rd period. Scorers: Jari Kurri 13:14;
Mark Lamb 14:29, Esa Tikkanen 16:38;
Craig MacTavish 17:39, Edmonton won 6-1
Opposition: 3 Minutes, 48 Seconds
– Oilers at Minnesota, April 28/84,
2nd period. Scorers: Mark Napier 8:48;
Mark Napier 10:22; Neal Broten 12:04;
Neal Broten 12:36, Edmonton won 8-5

FASTEST THREE GOALS, BOTH TEAMS:

31 Seconds
– Oilers vs Philadelphia, May 25/85,
1st period. Scorers: Wayne Gretzky,
Edmonton, 1:10, 1:25; Derrick Smith,
Philadelphia, 1:41; Edmonton won 4-3
(NHL record)

FASTEST THREE GOALS, ONE TEAM:

Edmonton: 1 Minute, 48 Seconds
– Oilers vs Winnipeg, April 6/83,
1st period. Scorers: Ken Linseman 14:10;
Dave Hunter 14:17; Wayne Gretzky 15:58,
Edmonton won 6-3
Opposition: 1 Minute, 26 Seconds
– Oilers at Chicago, May 16/92,
2nd period. Scorers: Mike Peluso 2:51;
Jeremy Roenick 3:20; Steve Smith 4:17,
Chicago won 8-2

FASTEST TWO GOALS, BOTH TEAMS:

11 Seconds
– Oilers vs Calgary, April 8/91, 1st period.
Scorers: Joe Nieuwendyk, Calgary,
2:03; Esa Tikkanen, Edmonton, 2:14;
Edmonton won 4-3

FASTEST TWO GOALS, ONE TEAM:

Edmonton: 7 Seconds
– Oilers vs Winnipeg, April 6/83,
1st period. Scorers: Ken Linseman 14:10;
Dave Hunter 14:17, Edmonton won 6-3
– Oilers vs Chicago, May 7/85, 3rd period.
Scorers: Jari Kurri 19:36; Glenn Anderson
19:43 (both ENG), Edmonton won 7-3
Opposition: 11 Seconds
– Oilers at Los Angeles, April 22/90,
1st period. Scorers: Larry Robinson 19:20;
Todd Elik 19:31, Edmonton won 5-4

FASTEST THREE GOALS FROM THE START OF A GAME, BOTH TEAMS:

1 Minute, 41 Seconds
– Oilers vs Philadelphia, May 25/85.
Scorers: Wayne Gretzky, Oilers, 1:10;
Wayne Gretzky, Oilers 1:25;
Derrick Smith, Philadelphia, 1:41;
Edmonton won 4-3

FASTEST THREE GOALS FROM THE START OF A GAME, ONE TEAM:

Edmonton: 6 Minutes, 26 Seconds
– Oilers vs Los Angeles, April 9/87.
Scorers: Jari Kurri 2:51; Glenn Anderson
5:17; Jari Kurri 6:26, Oilers won 13-3
Opposition: 12 Minutes, 4 Seconds
– Oilers at Winnipeg, April 10/90.
Scorers: Mark Kumpel 4:55;
Pat Elynuik 11:42; Doug Evans 12:04,
Winnipeg won 4-3 in double overtime

FASTEST THREE GOALS FROM THE START OF A PERIOD, BOTH TEAMS:

1 Minute, 41 Seconds
– Oilers vs Philadelphia, May 25/85,
1st period. Scorers: Wayne Gretzky,
Oilers, 1:10; Wayne Gretzky, Oilers, 1:25;
Derrick Smith, Philadelphia, 1:41;
Edmonton won 4-3



FASTEST THREE GOALS FROM THE START OF A PERIOD, ONE TEAM:

- Edmonton: 5 Minutes, 1 Second
 - Oilers vs Detroit, May 5/88,
3rd period. Scorers: Mark Messier 0:48;
Jari Kurri 1:18; Craig Simpson 5:01,
Edmonton won 5-3
- Opposition: 4 Minutes, 30 Seconds
 - Oilers at NY Islanders, April 16/81,
2nd period. Scorers: John Tonelli 2:46;
Hector Marini 3:33; Denis Potvin 4:30,
New York won 8-2

FASTEST TWO GOALS FROM THE START OF A GAME, BOTH TEAMS:

- 4 Minutes, 19 Seconds
 - Oilers vs Detroit, May 11/88.
Scorers: Craig Simpson, Edmonton, 0:47;
Brent Ashton, Detroit, 4:19, Edmonton
won 8-4

FASTEST TWO GOALS FROM THE START OF A GAME, ONE TEAM:

- Edmonton: 1 Minute, 25 Seconds
 - Oilers vs Philadelphia, May 25/85.
Scorers: Wayne Gretzky 1:10;
Wayne Gretzky 1:25; Edmonton won 4-3
- Opposition: 5 Minutes, 48 Seconds
 - Oilers at NY Islanders, May 12/84.
Scorers: Bryan Trottier 0:53; Greg Gilbert
5:48, New York won 6-1

FASTEST TWO GOALS FROM THE START OF A PERIOD, BOTH TEAMS:

- 2 Minutes, 4 Seconds
 - Oilers vs Winnipeg, April 4/90,
2nd period. Scorers: Mark Messier,
Oilers, 0:35; Moe Mantha, Jets, 2:04,
Winnipeg won 7-5

FASTEST TWO GOALS FROM THE START OF A PERIOD, ONE TEAM:

- Edmonton: 1 Minute, 18 Seconds
 - Oilers vs Detroit, May 5/88,
3rd period. Scorers: Mark Messier 0:48;
Jari Kurri 1:18; Edmonton won 5-3
- Opposition: 35 Seconds
 - Oilers at NY Islanders, May 19/84,
3rd period. Scorers: Pat LaFontaine 0:13;
Pat LaFontaine 0:35, Edmonton won 5-2



OKLAHOMA CITY BARONS

Member of the American Hockey League

TEAM ADDRESS:

501 N. Walker, Suite 140
Oklahoma City, OK 73102
Phone: 405-232-4625 • Fax: 405-232-4622
Website: www.okcbarons.com
Box Office: 1-800-745-3000
Box Office Website: www.ticketmaster.com
Facebook: [facebook.com/okcbarons](https://www.facebook.com/okcbarons)
Twitter: @okcbaronshockey (general marketing)
& @baronsgameday (game update/hockey ops specific)

ARENA ADDRESS:

Cox Convention Center
1 Myriad Gardens
Oklahoma City, OK 73102
Phone: 405-602-8500
Fax: 405-602-8505
Facebook: [facebook.com/coxconventioncenter](https://www.facebook.com/coxconventioncenter)
Twitter: @coxconvcenter

TEAM INFORMATION

Club Colors: navy blue, white, tan, red
Website: www.okcbarons.com
Home Arena: Cox Convention Center
Seating Capacity: 7,500
Dimensions of Ice Surface: 200' X 85'
Ticket Prices: \$38, \$28, \$23, \$16 (tickets \$2 more day of game)
Press Box Locations: Bottom of Sections 409 and 411
Flagship Radio Station: 96.1 KKY
Time Zone: Central



Owner and President of Prodigal LLC	Bob Funk Jr
General Manager	Bill Scott
Head Coach	Todd Nelson
Assistant Coaches	Gerry Fleming, Rocky Thompson
Hockey Operations Manager	Chris Dashney
Athletic Trainer	Josh Bennett, ATC
Head Equipment Manager	Matt Mitchell
Assistant Equipment Manager	Al Oman
Senior Executive Vice President, Operations	Mindy Lummus
Senior Executive Vice President, Development	John Allgood
Executive Vice President, Marketing	Brenda Bennett
Executive Vice President, Sales	Jon Beilstein
Director of Partnership Sales	Mark Pritchard
Senior Partnership Account Executive	Mike Storzyszyn
Partnership Account Executive	Cole Butcher
Director of Communications & Public Relations	Josh Evans
Director Community Outreach	Brian Chandler
Production Manager	Tyler Cunningham
Director of Operations	Jeff Kretchmar
Ticket Operations Assistant	Kirsten Cramer
Director, Ticket Sales	Sam Bays
Senior Account Executive, Ticket Sales	Stacie Rathbun
Account Executives	Chris Halley, Mark Lechner, Daniel Ebbert, Kyle Bieschke, Mark Johnson, Kristen Taylor, Ashley Gillum, Daniel Chalker
Administrative Assistant	Jordan Fralick



Bill Scott
General Manager



Todd Nelson
Head Coach



Gerry Fleming
Assistant Coach



Rocky Thompson
Assistant Coach

OKLAHOMA CITY BARONS 2013-14 SCHEDULE

(HOME GAMES IN BOLD)

OCTOBER									
Oct 04	Charlotte Checkers	7:00 PM	Dec 12	@ Milwaukee Admirals	7:00 PM	Feb 21	@ Grand Rapids Griffins	6:00 PM	
Oct 05	Charlotte Checkers	7:00 PM	Dec 13	@ Rockford Ice Hogs	7:00 PM	Feb 22	@ Grand Rapids Griffins	6:00 PM	
Oct 12	@ Iowa Wild	7:05 PM	Dec 14	@ Rockford Ice Hogs	7:00 PM	Feb 23	@ Toronto Marlies	3:00 PM	
Oct 13	@ Iowa Wild	4:05 PM	Dec 20	Texas Stars	7:00 PM	Feb 28	Rockford Ice Hogs	7:00 PM	
Oct 15	Texas Stars	7:00 PM	Dec 21	Texas Stars	7:00 PM	MARCH			
Oct 18	Abbotsford Heat	7:00 PM	Dec 27	@ Abbotsford Heat	9:00 PM	Mar 01	Rockford Ice Hogs	7:00 PM	
Oct 19	Abbotsford Heat	7:00 PM	Dec 28	@ Abbotsford Heat	9:00 PM	Mar 02	San Antonio Rampage	4:00 PM	
Oct 23	@ Texas Stars	7:30 PM	Dec 31	Texas Stars	6:00 PM	Mar 05	@ Utica Comets	6:00 PM	
Oct 25	@ San Antonio Rampage	7:30 PM	JANUARY			Mar 07	@ Hamilton Bulldogs	6:30 PM	
Oct 26	@ San Antonio Rampage	7:00 PM	Jan 03	@ San Antonio Rampage	7:30 PM	Mar 09	@ Rochester Americans	4:05 PM	
NOVEMBER			Jan 04	San Antonio Rampage	7:00 PM	Mar 11	San Antonio Rampage	7:00 PM	
Nov 01	Chicago Wolves	7:00 PM	Jan 08	Utica Comets	7:00 PM	Mar 14	Grand Rapids Griffins	7:00 PM	
Nov 02	Chicago Wolves	7:00 PM	Jan 10	Charlotte Checkers	7:00 PM	Mar 15	Grand Rapids Griffins	7:00 PM	
Nov 09	@ San Antonio Rampage	7:00 PM	Jan 11	Charlotte Checkers	7:00 PM	Mar 21	@ Texas Stars	7:30 PM	
Nov 12	San Antonio Rampage	10:35 AM	Jan 17	Rochester Americans	7:00 PM	Mar 22	@ Texas Stars	7:00 PM	
Nov 15	Abbotsford Heat	7:00 PM	Jan 18	Milwaukee Admirals	7:00 PM	Mar 25	San Antonio Rampage	7:00 PM	
Nov 16	Abbotsford Heat	7:00 PM	Jan 19	Milwaukee Admirals	4:00 PM	Mar 29	@ Charlotte Checkers	6:00 PM	
Nov 19	@ San Antonio Rampage	10:30 AM	Jan 23	@ Charlotte Checkers	6:00 PM	Mar 30	@ Charlotte Checkers	12:30 PM	
Nov 27	@ Texas Stars	7:30 PM	Jan 24	@ Charlotte Checkers	6:00 PM	APRIL			
Nov 29	@ San Antonio Rampage	7:30 PM	Jan 30	Toronto Marlies	7:00 PM	Apr 02	Hamilton Bulldogs	7:00 PM	
Nov 30	San Antonio Rampage	7:00 PM	FEBRUARY			Apr 05	Charlotte Checkers	7:00 PM	
DECEMBER			Feb 02	@ Texas Stars	1:00 PM	Apr 06	Charlotte Checkers	4:00 PM	
Dec 03	Texas Stars	7:00 PM	Feb 04	@ Texas Stars	7:30 PM	Apr 11	@ Abbotsford Heat	9:00 PM	
Dec 06	@ Milwaukee Admirals	7:00 PM	Feb 07	@ Charlotte Checkers	6:30 PM	Apr 13	@ Abbotsford Heat	3:00 PM	
Dec 07	@ Chicago Wolves	7:00 PM	Feb 09	@ Charlotte Checkers	12:30 PM	Apr 16	Texas Stars	7:00 PM	
Dec 08	@ Chicago Wolves	3:00 PM	Feb 14	Lake Erie Monsters	7:00 PM	Apr 18	Iowa Wild	7:00 PM	
			Feb 15	Lake Erie Monsters	7:00 PM	Apr 19	Iowa Wild	7:00 PM	

**All times listed as central time*



OKLAHOMA CITY BARONS 2013-13 INDIVIDUAL STATS

#	PLAYER	GP	G	A	PTS	+/-	PIM	PP	SHG	SOG	SH%
26	Mark Arcobello	73	22	46	68	7	44	6	1	3	9.4
7	Jordan Eberle (X)	34	25	26	51	11	10	8	0	1	23.6
5	Justin Schultz (X*)	34	18	30	48	8	6	7	2	2	19.4
25	Toni Rajala (*)	45	16	28	44	17	16	5	0	2	11.3
10	Teemu Hartikainen (X)	47	14	23	37	6	23	5	0	0	14.9
22	Taylor Hall (X)	26	14	20	34	0	33	9	0	0	16.9
15	Philippe Cornet	45	15	16	31	7	18	4	0	0	15.5
18	Jonathan Cheechoo	35	13	18	31	6	16	6	0	0	14.0
28	Martin Marincin (*)	69	7	23	30	20	40	2	0	0	7.1
27	Taylor Fedun (*)	69	8	19	27	2	28	3	0	0	8.8
12	Josh Green	49	9	15	24	-14	25	2	0	4	8.3
5	Garrett Stafford (total)	56	1	22	23	-4	36	1	0	2	1.6
	(HER)	48	1	20	21	-5	36	1	0	2	2.0
	(OKC)	8	0	2	2	1	0	0	0	0	0.0
16	Anton Lander (X)	47	9	11	20	-1	22	1	0	0	11.5
18	Ryan Nugent-Hopkins (X)	19	8	12	20	7	6	3	0	0	16.0
19	Magnus Paajarvi (X)	38	4	16	20	-8	10	2	0	2	4.7
29	Chris VandeVelde	56	5	13	18	-1	27	0	1	0	6.8
5	Brett Clark (X)	18	1	16	17	7	10	0	0	0	2.6
17	Ryan Martindale (*)	40	6	8	14	-3	10	2	0	0	9.5
34	Dane Byers (X)	58	6	4	10	-8	144	1	0	0	7.2
33	Colten Teubert	61	4	6	10	-14	113	0	0	0	5.0
9	Tyler Pitlick	43	3	7	10	-7	10	0	0	0	4.0
13	Curtis Hamilton	60	5	4	9	-10	10	0	1	0	6.5
21	Tanner House	54	7	1	8	-8	43	0	0	0	13.2
20	C.J. Stretch (*)	16	5	3	8	8	8	1	0	0	17.2
23	Kristians Pelss (*)	19	1	7	8	5	8	0	0	0	3.7
8	Nathan Deck (*)	33	1	7	8	-1	12	0	0	0	2.9
14	Antti Tyrvainen	32	3	2	5	-1	65	0	0	0	8.1
3	Brandon Davidson (*)	26	2	3	5	4	14	0	0	0	5.6
24	Andrew Hotham (*)	23	0	5	5	13	21	0	0	0	0.0
4	Alex Plante	49	1	2	3	1	114	0	0	0	4.8
39	Ben Eager	8	0	2	2	-4	9	0	0	0	0.0
39	Jordan Henry (X)	20	0	2	2	-3	30	0	0	0	0.0
11	Eric Hunter (X)	11	1	0	1	-2	6	0	0	0	10.0
2	Kendall McFaulk (*)	1	0	1	1	0	4	0	0	0	0.0
2	Theo Peckham (X)	4	0	1	1	2	29	0	0	0	0.0
2	Teigan Zahn (X*)	5	0	1	1	0	4	0	0	0	0.0
6	Randy Jones	17	0	1	1	-2	29	0	0	0	0.0
37	Darcy Hordichuk	21	0	1	1	-2	7	0	0	0	0.0
30	Tyler Bunz (X*)	1	0	0	0	0	0	0	0	0	0.0
36	Cameron Abney (X*)	4	0	0	0	1	14	0	0	0	0.0
	Dan Ringwald	7	0	0	0	0	0	0	0	0	0.0
32	Niko Hovinen (*)	9	0	0	0	0	0	0	0	0	0.0
2	Kane Lafranchise (X*)	9	0	0	0	-10	0	0	0	0	0.0
36	Erick Lizon (X*)	17	0	0	0	-2	30	0	0	0	0.0
31	Olivier Roy (X*)	22	0	0	0	0	2	0	0	0	0.0
35	Yann Danis	47	0	0	0	0	0	0	0	0	0.0
	BENCH	75	4				2			4	
	TOTALS	75	237	402	635	32	1072	67	5	14	0.100
#	GOALIES	GP	MIN	W	L	SL	SO	GA	GAA	SVS	SV%
35	Yann Danis	47	2774:40	26	15	6	2	120	2.59	1223	0.911
31	Olivier Roy (X*)	22	1190:21	9	9	1	0	55	2.77	507	0.902
32	Niko Hovinen (*)	9	552:15	4	3	2	0	30	3.26	228	0.884
30	Tyler Bunz (X*)	1	28:25	0	0	0	0	5	10.56	10	0.667
	Empty Net		29:34					9			
	TOTALS	75	4575:15	39	27	9	2	219	2.87	1968	0.900

X - inactive, * - rookie



OKLAHOMA CITY BARONS 2013 PLAYOFFS INDIVIDUAL STATS

#	PLAYER	GP	G	A	PTS	+/-	PIM	PP	SHG	SOG	SH%
26	Mark Arcobello	17	12	8	20	9	14	1	0	0	20.7
25	Toni Rajala (*)	17	4	12	16	9	8	1	0	0	5.9
10	Teemu Hartikainen	17	7	8	15	10	6	0	0	0	17.9
12	Josh Green	17	4	8	12	3	6	1	0	0	9.5
18	Jonathan Cheechoo	17	3	9	12	13	8	0	0	0	7.7
20	C.J. Stretch (*)	17	5	4	9	5	10	2	0	0	20.8
15	Philippe Cornet	17	2	7	9	9	0	0	0	0	6.7
16	Anton Lander	8	5	3	8	8	4	1	0	0	18.5
24	Andrew Hotham (*)	14	2	5	7	5	10	0	0	0	9.5
28	Martin Marincin (*)	17	1	6	7	8	2	1	0	0	4.3
14	Antti Tyrvainen	16	3	3	6	3	28	0	0	0	16.7
27	Taylor Fedun (*)	17	3	3	6	12	6	0	0	0	10.3
9	Tyler Pitlick	16	2	4	6	1	8	1	0	0	6.3
3	Brandon Davidson (*)	17	0	6	6	-1	2	0	0	0	0.0
39	Ben Eager	13	1	4	5	-1	64	0	0	0	3.8
6	Randy Jones	17	1	4	5	15	6	0	0	0	8.3
5	Garrett Stafford	17	2	2	4	3	10	2	0	0	9.5
29	Chris VandeVelde	17	2	2	4	1	10	0	0	0	7.4
21	Tanner House	9	0	1	1	-3	4	0	0	0	0.0
35	Yann Danis	17	0	1	1	0	0	0	0	0	0.0
13	Curtis Hamilton	1	0	0	0	-1	0	0	0	0	0.0
33	Colten Teubert	1	0	0	0	0	4	0	0	0	0.0
17	Ryan Martindale (*)	2	0	0	0	0	5	0	0	0	0.0
4	Alex Plante	2	0	0	0	1	2	0	0	0	0.0
37	Darcy Hordichuk	3	0	0	0	-1	2	0	0	0	0.0
	BENCH	17	0				4			0	
	TOTALS	17	59	100	159	108	223	10	0	0	0.102
#	GOALIES	GP	MINS	W	L	SL	SO	GA	GAA	SVS	SV%
35	Yann Danis	17	1019:05	10	7	0	1	41	2.41	494	0.923
	Empty Net		5:29					1			
	TOTALS	14	868:35	10	7	0	1	42	2.46	494	0.922

X - inactive, * - rookie



BAKERSFIELD CONDORS MANAGEMENT DIRECTORY

Member of the ECHL

PHYSICAL ADDRESS:

Bakersfield Condors Professional Hockey

1001 Truxtun Avenue

Bakersfield, California 93301

TEL: 661-324-PUCK (7825)

FAX: 661-324-6929

Website: www.bakersfieldcondors.com

Twitter: @Condors

Facebook: www.facebook.com/bakersfieldcondors

YouTube: Condors.TV (www.youtube.com/bakersfieldcondors1)

NHL affiliate:

Edmonton Oilers

AHL affiliate:

Oklahoma City Barons

Arena:

Rabobank Arena

Opened: 1998

Capacity: 8,732

Ticket office: (661) 852-7777



Owner	Jonathan Fleisig
President	Matthew Riley
General Manager	John Oliver
Head Coach	Troy Mann
Assistant Coach	Ryan Murphy
Vice President of Communications	Kevin Bartl
Vice President of Operations	Justin Fahsnyder
Vice President of Ticket Sales and Service	Jose Rivera
Director of Community Relations and Fundraising	Mikie Barrett
Community Relations Assistant	Kelly Carter
Creative Services Manager	Ashleigh Cox
Ticket Administration and Merchandising Manager	Matthew Friedman
Media Relations and Broadcasting Manager	Ryan Holt
Finance Manager	Marcus Jennings
Director of Corporate Partnerships	Greg Lowe
Senior Account Executive	Peter Van Dame
Account Executives	Kyle Bennett, Andrew Boydston, Wendy Carpio, DJ French, Roger Parsons
Interns	Nick Finocchiaro, Steven Gaede
Head Athletic Trainer	Andy Hong
Equipment Manager	Rusty Aldridge



Jonathan Fleisig
Owner



Matthew Riley
President



Troy Mann
Head Coach

BAKERSFIELD CONDORS 2013-14 SCHEDULE

(HOME GAMES IN BOLD)

OCTOBER			Dec. 21	at Idaho	7:10 p.m. MST	Feb. 17	Alaska	1:00 p.m. PST
Oct. 18	Colorado	7:00 p.m. PDT	Dec. 22	at Idaho	5:10 p.m. MST	Feb. 20	at San Francisco	7:00 p.m. PST
Oct. 19	at Ontario	6:00 p.m. PDT	Dec. 26	Las Vegas	7:00 p.m. PST	Feb. 21	at San Francisco	7:30 p.m. PST
Oct. 25	Stockton	7:00 p.m. PDT	Dec. 29	Idaho	4:00 p.m. PST	Feb. 22	San Francisco	7:00 p.m. PST
Oct. 26	Florida	7:00 p.m. PDT				Feb. 25	at Las Vegas	7:05 p.m. PST
NOVEMBER			JANUARY			Feb. 28	Colorado	7:00 p.m. PST
Nov. 1	at Alaska	7:15 p.m. AKDT	Jan. 1	at Las Vegas	2:05 p.m. PST			
Nov. 2	at Alaska	7:15 p.m. AKDT	Jan. 3	at Colorado	7:05 p.m. MST	MARCH		
Nov. 3	at Alaska	3:05 p.m. AKST	Jan. 4	at Colorado	7:05 p.m. MST	March 2	Idaho	4:00 p.m. PST
Nov. 8	at San Francisco	7:30 p.m. PST	Jan. 10	at Ontario	7:00 p.m. PST	March 4	Stockton	7:00 p.m. PST
Nov. 9	Las Vegas	7:00 p.m. PST	Jan. 11	Las Vegas	7:00 p.m. PST	March 7	at Alaska	7:15 p.m. AKST
Nov. 10	Stockton	4:00 p.m. PST	Jan. 14	Stockton	7:00 p.m. PST	March 8	at Alaska	7:15 p.m. AKST
Nov. 14	Stockton	10:30 a.m. PST	Jan. 17	San Francisco	7:00 p.m. PST	March 9	at Alaska	3:05 p.m. AKDT
Nov. 16	Ontario	7:00 p.m. PST	Jan. 18	at Stockton	7:30 p.m. PST	March 14	Idaho	7:00 p.m. PDT
Nov. 17	at Stockton	4:00 p.m. PST	Jan. 19	Ontario	4:00 p.m. PST	March 15	Idaho	7:00 p.m. PDT
Nov. 22	at Ontario	7:00 p.m. PST	Jan. 24	at Utah	7:05 p.m. MST	March 18	Ontario	7:00 p.m. PDT
Nov. 23	at Ontario	6:00 p.m. PST	Jan. 25	at Utah	7:00 p.m. MST	March 21	at Ontario	7:00 p.m. EDT
Nov. 26	San Francisco	7:00 p.m. PST	Jan. 26	at Idaho	5:10 p.m. MST	March 22	San Francisco	7:00 p.m. PDT
Nov. 27	at San Francisco	7:30 p.m. PST	Jan. 31	Utah	7:00 p.m. PST	March 25	Alaska	7:00 p.m. PDT
Nov. 30	Stockton	7:00 p.m. PST	FEBRUARY			March 28	Ontario	7:00 p.m. PDT
DECEMBER			Feb. 1	Utah	7:00 p.m. PST	March 30	at San Francisco	2:15 p.m. PDT
Dec. 6	at Las Vegas	7:05 p.m. PST	Feb. 4	San Francisco	7:00 p.m. PST	APRIL		
Dec. 7	Las Vegas	7:00 p.m. PST	Feb. 8	San Francisco	7:00 p.m. PST	April 1	at Las Vegas	7:05 p.m. PDT
Dec. 13	Utah	7:00 p.m. PST	Feb. 9	at Las Vegas	2:05 p.m. PST	April 5	Las Vegas	7:00 p.m. PDT
Dec. 14	Utah	7:00 p.m. PST	Feb. 12	at Idaho	7:10 p.m. MST	April 6	Las Vegas	4:00 p.m. PDT
Dec. 15	at Stockton	4:00 p.m. PST	Feb. 14	at Idaho	7:10 p.m. MST	April 11	Ontario	7:00 p.m. PDT
Dec. 18	at Idaho	7:10 p.m. MST	Feb. 15	at Idaho	7:10 p.m. MST	April 12	vs Ontario	6:00 p.m. PDT



STOCKTON THUNDER 2012-13 INDIVIDUAL STATS

#	NAME	POS	GP	G	A	PTS	+/-	PIM	PPG	SHG	PT/G	PIMPG	SOG
23	Francis Verreault (TOTAL)	F	60	16	31	47	-2	152	4	0	0.78	2.53	165
	GRN	F	32	7	14	21	+9	44	2	0	0.66	1.38	78
	BAK	F	28	9	17	26	-11	108	2	0	0.93	3.86	87
83	Jacob Lagace	F	57	16	20	36	+2	68	4	1	0.63	1.19	123
X 10	Peter Boyd	F	50	18	11	29	-31	29	8	1	0.58	0.58	134
* 27	Nicholas Tremblay	C	29	16	13	29	+4	18	3	2	1.00	0.62	86
X 24	Evan Trupp	F	60	5	22	27	-18	43	3	0	0.45	0.72	143
X 76	Levi Nelson	C	32	10	14	24	+1	34	2	0	0.75	1.06	69
* 15	Phil Mangan (TOTAL)	C	65	12	10	22	-8	30	4	0	0.34	0.46	119
	STK	C	31	8	3	11	-8	14	3	0	0.35	0.45	55
	SC	C	24	4	7	11	+1	12	1	0	0.46	0.50	46
	BAK	C	10	0	0	0	-1	4	0	0	0.00	0.40	18
27	Max Campbell (TOTAL)	C	32	11	10	21	+4	6	3	0	0.66	0.19	59
	TOL	C	30	11	9	20	+8	6	3	0	0.67	0.20	55
	BAK	C	2	0	1	1	-4	0	0	0	0.50	0.00	4
X 25	Tyler Brenner	F	32	8	13	21	-10	15	2	0	0.66	0.47	81
2	Erik Burgoerfer	D	71	4	17	21	-18	67	1	0	0.30	0.94	121
* 4	Kyle Haines (TOTAL)	D	56	10	10	20	-3	22	2	0	0.36	0.39	117
	GRN	D	18	4	4	8	+6	8	0	0	0.44	0.44	33
	BAK	D	38	6	6	12	-9	14	2	0	0.32	0.37	84
* 22	Brett Perlino	F	39	7	13	20	-12	14	1	0	0.51	0.36	112
11	Scott Freeman	RW	23	5	14	19	-1	8	2	0	0.83	0.35	52
* 24	Shawn Skelly (TOTAL)	F	21	7	9	16	+12	6	2	0	0.76	0.29	61
	AK	F	19	7	7	14	+10	6	2	0	0.74	0.32	60
	BAK	F	2	0	2	2	+2	0	0	0	1.00	0.00	1
* 10	Chris Haltigin (TOTAL)	D	56	4	10	14	+3	22	1	1	0.25	0.39	79
	AK	D	46	3	8	11	+1	18	1	0	0.24	0.39	60
	BAK	D	10	1	2	3	+2	4	0	1	0.30	0.40	19
71	Trevor Hendrix (TOTAL)	D	30	3	11	14	-9	74	1	0	0.47	2.47	44
	SF	D	8	0	1	1	-1	4	0	0	0.12	0.50	14
	BAK	D	22	3	10	13	-8	70	1	0	0.59	3.18	30
8	Parker Stanfield	F	33	6	7	13	-11	35	2	0	0.39	1.06	83
X 44	Olivier Dame-Malka	D	23	5	7	12	-5	66	5	0	0.52	2.87	62
X 23	Alex Hudson	F	28	5	7	12	-10	40	0	1	0.43	1.43	47
* 25	Jake Morley (TOTAL)	F	29	2	10	12	-4	15	1	0	0.41	0.52	51
	IDH	F	6	0	1	1	+2	7	0	0	0.17	1.17	12
	BAK	F	23	2	9	11	-6	8	1	0	0.48	0.35	39
X 11	Zach Cohen	LW	31	5	6	11	-25	20	3	0	0.35	0.65	46
X 62	Francis Meilleur	D	50	3	8	11	-20	22	0	0	0.22	0.44	45
* 55	Brett Lyon (TOTAL)	LW	57	5	5	10	-8	218	0	0	0.18	3.82	57
	ORL	LW	9	0	0	0	-2	39	0	0	0.00	4.33	5
	BAK	LW	48	5	5	10	-6	179	0	0	0.21	3.73	52
* 20	Scott Enders	D	66	1	9	10	-21	72	0	0	0.15	1.09	64
X 15	Daniel Koger	F	35	3	6	9	-21	26	1	1	0.26	0.74	55
12	Deron Cousins (TOTAL)	D	43	1	7	8	-14	28	1	0	0.19	0.65	43
	IDH	D	1	0	0	0	0	0	0	0	0.00	0.00	2
	GRN	D	7	0	0	0	-5	6	0	0	0.00	0.86	9
	BAK	D	35	1	7	8	-9	22	1	0	0.23	0.63	32
X 8	Tyler Maxwell	F	26	2	5	7	-9	21	0	0	0.27	0.81	41
X 15	Robby Dee	F	19	3	3	6	-8	10	1	1	0.32	0.53	25
X 27	David Toews	C	26	2	4	6	-11	16	0	1	0.23	0.62	28
54	Liam Huculak	F	16	3	2	5	-7	25	0	0	0.31	1.56	17
* 7	Art Bidlevskii (TOTAL)	D	54	2	3	5	-10	123	0	0	0.09	2.28	28
	SC	D	44	1	3	4	-10	103	0	0	0.09	2.34	26
	BAK	D	10	1	0	1	0	20	0	0	0.10	2.00	6
19	Ryan Annesley	D	17	1	4	5	-6	4	0	0	0.29	0.24	22
* 21	Nick Prockow	F	39	2	2	4	-9	14	0	0	0.10	0.36	29
X 7	Tyson Gimblett	D	43	1	2	3	-7	115	0	0	0.07	2.67	29
* 44	Dale Warkentin (TOTAL)	D	29	0	3	3	-7	8	0	0	0.10	0.28	32
	TOL	D	7	0	2	2	-1	2	0	0	0.29	0.29	8
	BAK	D	22	0	1	1	-6	6	0	0	0.05	0.27	24
* 21	Greg Burgoerfer	F	3	2	0	2	+1	2	0	1	0.67	0.67	7
* 19	Kyle De Laurrell	F	4	0	2	2	-2	0	0	0	0.50	0.00	11
12	Tyler Helfrich	F	5	0	2	2	-2	0	0	0	0.40	0.00	3
41	Brian Stewart	G	40	0	2	2	0	4	0	0	0.05	0.10	0
* 24	Scott Macaulay	D	4	1	0	1	-2	2	1	0	0.25	0.50	6
X 4	Justin Pender	D	7	1	0	1	-11	11	1	0	0.14	1.57	11
5	T.J. Fast	D	17	0	1	1	-4	6	0	0	0.06	0.35	30
* 62	Dyson Stevenson	F	4	0	0	0	0	12	0	0	0.00	3.00	4
* 8	Kevin Walrod	F	4	0	0	0	-1	0	0	0	0.00	0.00	5
* 5	Joe Rogalski	D	7	0	0	0	0	2	0	0	0.00	0.29	2
* 29	Scott Greenham	G	36	0	0	0	0	2	0	0	0.00	0.06	0

* indicates Rookie, X indicates no longer on team



STOCKTON THUNDER 2012-13 PLAYOFFS INDIVIDUAL STATS

NO.	NAME	POS	GP	G	A	PTS	+/-	PIM	PPG	PPA	GW	FG	IG	OT	UA	EN	SH	SH%
18	Ryan Hayes	RW	23	9	15	24	8	12	1	1	1	2	2	0	0	0	58	15.5
*21	Andrew Clark	LW	22	7	14	21	1	23	0	3	4	1	0	2	0	0	56	12.5
19	Harrison Reed	C	23	9	11	20	-7	10	2	3	1	1	2	1	2	1	60	15.0
24	Garet Hunt	LW	23	3	10	13	9	25	0	0	0	0	0	0	0	0	36	8.3
15	Eric Hunter	C	22	5	7	12	2	12	0	2	1	0	0	0	0	0	46	10.9
11	Maxime Boisclair	RW	23	5	7	12	-5	14	1	0	2	2	0	0	0	0	53	9.4
23	Shawn Weller	LW	23	8	3	11	-8	30	3	0	0	0	1	0	1	1	91	8.8
*17	Matt Bergland	LW	22	6	4	10	-4	8	0	0	2	0	0	1	0	0	72	8.3
26	Shawn Boutin	D	23	2	6	8	4	10	0	0	0	0	0	0	0	0	24	8.3
10	Matt Reber	RW	23	2	6	8	-3	6	0	0	0	0	0	0	0	0	52	3.8
22	Ryan Constant	D	9	1	6	7	0	0	0	1	0	0	0	0	0	0	15	6.7
5	Mike Little	D	23	0	7	7	1	12	0	3	0	0	0	0	0	0	44	0.0
8	Nathan Deck	D	8	1	3	4	-4	4	0	1	0	0	0	0	0	0	15	6.7
*6	Daniel Gibb	D	23	1	3	4	-8	19	0	0	1	0	0	0	0	0	23	4.3
2	Tony DeHart	D	23	0	4	4	-2	6	0	0	0	0	0	0	0	0	40	0.0
*7	Nik Pokulok	D	23	2	1	3	5	16	0	0	1	0	0	1	0	0	20	10.0
12	Gabriel Levesque	C	19	1	2	3	-5	4	0	0	0	0	0	0	0	0	16	6.3
*x 27	Landon Oslanski	D	6	0	1	1	-1	0	0	0	0	0	0	0	0	0	0	0.0
*x8	Scott Warner	D	1	0	0	0	-3	0	0	0	0	0	0	0	0	0	2	0.0
*30	Tyler Bunz	G	4	0	0	0	0	0	0	0	0	0	0	0	0	0	0	0.0
36	Cameron Abney	RW	6	0	0	0	-2	8	0	0	0	0	0	0	0	0	1	0.0
38	Olivier Roy	G	22	0	0	0	0	2	0	0	0	0	0	0	0	0	0	0.0
	BENCH		23	0				2									0	
	TOTALS		23	62	110	172	-22	223	7	14	13	6	5	5	3	2724		0.086
NO.	GOALIE	GP	MIN	W	L	OTL	SOL	SO	EN	GA	GAA	SA	SVS	SV%				
38	Olivier Roy	22	1261	12	7	2	0	0	3	59	2.81	660	601	0.911				
* 30	Tyler Bunz	4	178	1	1	0	0	0	1	9	3.03	89	80	0.899				
	Empty Net		7							4		4						
	TOTALS	23	1439	13	8	2	0	0	4	72	2.99	753	681	0.904				

x - * indicates Rookie, X indicates no longer on team



2012 - 13 AMERICAN HOCKEY LEAGUE FINAL STANDINGS

EASTERN CONFERENCE

ATLANTIC DIVISION	GP	W	L	OTL	SL	PTS	PCT	GF	GA
y Providence Bruins	76	50	21	0	5	105	0.691	222	183
x Portland Pirates	76	41	30	3	2	87	0.572	230	233
x Manchester Monarchs	76	37	32	3	4	81	0.533	219	209
Worcester Sharks	76	31	34	4	7	73	0.480	191	228
St. John's IceCaps	76	32	36	3	5	72	0.474	195	237
NORTHEAST DIVISION	GP	W	L	OTL	SL	PTS	PCT	GF	GA
y Springfield Falcons	76	45	22	5	4	99	0.651	235	186
Connecticut Whale	76	35	32	6	3	79	0.520	213	222
Bridgeport Sound Tigers	76	32	32	7	5	76	0.500	218	242
Albany Devils	76	31	32	1	12	75	0.493	193	225
Adirondack Panthers	76	31	38	3	4	69	0.454	187	223
EAST DIVISION	GP	W	L	OTL	SL	PTS	PCT	GF	GA
y Syracuse Crunch	76	43	22	6	5	97	0.638	247	201
x Binghamton Senators	76	44	24	1	7	96	0.632	227	188
x Wilkes-Barre/Scranton Penguins	76	42	30	2	2	88	0.579	185	178
x Hershey Bears	76	36	31	3	6	81	0.533	204	196
Norfolk Admirals	76	37	34	4	1	79	0.520	188	207

2013 CALDER CUP PLAYOFFS FINALS

GRAND RAPIDS vs. SYRACUSE
Grand Rapids wins series 4-2

CONFERENCE FINALS

Eastern Conference Finals

WILKES-BARRE vs. SYRACUSE
Syracuse wins series 4-1

Western Conference Finals

GRAND RAPIDS vs. OKLAHOMA CITY
Grand Rapids wins series 4-3

EASTERN CONFERENCE SEMI FINALS

PROVIDENCE vs. WILKES-BARRE

Wilkes-Barre wins series 4-3

SPRINGFIELD vs. SYRACUSE

Syracuse wins series 4-0

WESTERN CONFERENCE

SEMI FINALS

OKLAHOMA vs. OKLAHOMA CITY

Oklahoma City wins series 4-1

TORONTO vs. GRAND RAPIDS

Grand Rapids wins series 4-2

WESTERN CONFERENCE

NORTH DIVISION	GP	W	L	OTL	SL	PTS	PCT	GF	GA
y Toronto Marlies	76	43	23	3	7	96	0.632	237	199
x Rochester Americans	76	43	29	3	1	90	0.592	234	209
Lake Erie Monsters	76	35	31	3	7	80	0.526	211	220
Abbotsford Heat	76	34	32	4	6	78	0.513	171	198
Hamilton Bulldogs	76	29	41	1	5	64	0.421	159	228
MIDWEST DIVISION	GP	W	L	OTL	SL	PTS	PCT	GF	GA
y Grand Rapids Griffins	76	42	26	4	4	92	0.605	234	205
x Milwaukee Admirals	76	41	28	4	3	89	0.586	197	200
Rockford IceHogs	76	42	31	2	1	87	0.572	246	225
Chicago Wolves	76	37	30	5	4	83	0.546	204	207
Peoria Rivermen	76	33	35	5	3	74	0.487	183	218
SOUTH DIVISION	GP	W	L	OTL	SL	PTS	PCT	GF	GA
y Texas Stars	76	43	22	5	6	97	0.638	235	201
x Charlotte Checkers	76	42	26	4	4	92	0.605	226	202
x Oklahoma City Barons	76	40	25	2	9	91	0.599	240	228
x Houston Aeros	76	40	26	5	5	90	0.592	212	199
San Antonio Rampage	76	29	38	2	7	67	0.441	195	241

EASTERN CONFERENCE QUARTER FINALS

PROVIDENCE vs. HERSEY

Providence wins series 3-2

SPRINGFIELD vs. MANCHESTER

Springfield wins series 3-1

SYRACUSE vs. PORTLAND

Syracuse wins series 3-0

BINGHAMTON vs. WILKES-BARRE

Wilkes-Barre wins series 3-0

WESTERN CONFERENCE QUARTER FINALS

TEXAS vs. MILWAUKEE

Texas wins series 3-1

TORONTO vs. ROCHESTER

Toronto wins series 3-0

GRAND RAPIDS vs. HOUSTON

Grand Rapids wins series 3-2

CHARLOTTE vs. OKLAHOMA CITY

Oklahoma City wins series 3-2

2012 - 13 ECHL FINAL STANDINGS

EASTERN CONFERENCE

ATLANTIC DIVISION	GP	W	L	OTL	SL	PTS	PCT	GF	GA
y Reading Royals	72	46	19	3	4	99	0.688	246	185
x Elmira Jackals	72	40	25	3	4	87	0.604	247	220
Wheeling Nailers	72	31	29	3	9	74	0.514	193	225
Trenton Titans	72	32	32	4	4	72	0.500	226	247
NORTH DIVISION	GP	W	L	OTL	SL	PTS	PCT	GF	GA
y Cincinnati Cyclones	72	42	22	5	3	92	0.639	227	195
x Toledo Walleye	72	37	26	5	4	83	0.576	224	195
Kalamazoo Wings	72	34	30	4	4	76	0.528	205	215
Fort Wayne Komets	72	33	35	1	3	70	0.486	205	246
Evansville IceMen	72	25	40	3	4	57	0.396	207	272
SOUTH DIVISION	GP	W	L	OTL	SL	PTS	PCT	GF	GA
y Gwinnett Gladiators	72	43	26	2	1	89	0.618	211	191
x Florida Everblades	72	39	22	4	7	89	0.618	260	241
x South Carolina Stingrays	72	38	26	5	3	84	0.583	198	171
x Greenville Road Warriors	72	36	28	2	6	80	0.556	226	219
Orlando Solar Bears	72	28	37	3	4	63	0.438	197	253

WESTERN CONFERENCE

MOUNTAIN DIVISION	GP	W	L	OTL	SL	PTS	PCT	GF	GA
z Alaska Aces	72	49	15	4	4	106	0.736	228	172
x Idaho Steelheads	72	45	20	1	6	97	0.674	262	198
x Colorado Eagles	72	34	31	3	4	75	0.521	239	224
x Utah Grizzlies	72	29	30	4	9	71	0.493	217	277
PACIFIC DIVISION	GP	W	L	OTL	SL	PTS	PCT	GF	GA
y Ontario Reign	72	46	19	3	4	99	0.688	246	192
x Stockton Thunder	72	37	26	5	4	83	0.576	223	216
x Las Vegas Wranglers	72	37	30	2	3	79	0.549	196	192
x San Francisco Bulls	72	25	38	2	7	59	0.410	191	252
Bakersfield Condors	72	22	44	2	4	50	0.347	171	247

KELLY CUP FINALS

Reading (4) vs Stockton (1)

Reading wins series 4 - 1

CONFERENCE FINALS

Eastern Conference Finals

Reading (4) vs Cincinnati (1)

Reading wins series 4 - 1

Western Conference Finals

Stockton (4) vs Idaho (1)

Stockton wins series 4 - 1

CONFERENCE SEMIFINALS

Eastern Conference Semifinals

Reading (4) vs Florida (3)

Reading wins series 4 - 3

Western Conference Semifinals

Alaska (2) vs Stockton (4)

Stockton wins series 4 - 2

Western Conference Semifinals

Alaska (2) vs Stockton (4)

Stockton wins series 4 - 2

Western Conference Semifinals

Idaho (4) vs Ontario (2)

Idaho wins series 4 - 2

CONFERENCE QUARTERFINALS

Eastern Conference Quarterfinals

Reading (4) vs Greenville (1)

Reading wins series 4 - 1

Western Conference Quarterfinals

Gwinnett (4) vs South Carolina (0)

Gwinnett wins series 4 - 0

Eastern Conference Quarterfinals

Florida (4) vs Elmira (2)

Florida wins series 4 - 2

Western Conference Quarterfinals

Cincinnati (4) vs Toledo (2)

Cincinnati wins series 4 - 2

Western Conference Quarterfinals

Alaska (4) vs San Francisco (1)

Alaska wins series 4 - 1

Western Conference Quarterfinals

Idaho (4) vs Colorado (2)

Idaho wins series 4 - 2

Western Conference Quarterfinals

Stockton (4) vs Las Vegas (3)

Stockton wins series 4 - 3

Western Conference Quarterfinals

Ontario (4) vs Utah (0)

Ontario wins series 4 - 0



EDMONTON OILERS YEARLY AFFILIATES

SEASON	TEAM	LEAGUE	GENERAL MANAGER	COACH
1979-80	Houston Apollos	CHL	Al Rollins	Al Rollins
1980-81	Wichita Wind	CHL	Larry Gordon	Ace Bailey
1981-82	Wichita Wind	CHL	Larry Gordon	John Muckler
1982-83	Moncton Alpines	AHL	Doug Messier	Doug Messier
1983-84	Moncton Alpines	AHL	Doug Messier	Doug Messier
1984-85	Nova Scotia Oilers	AHL	Larry Kish	Larry Kish
1985-86	Nova Scotia Oilers	AHL	Larry Kish	Larry Kish
1986-87	Nova Scotia Oilers	AHL	Larry Kish	Larry Kish
1987-88	Nova Scotia Oilers	AHL	Dave Andrews	Ron Low
1988-89	Cape Breton Oilers	AHL	Dave Andrews	Ron Low
1989-90	Cape Breton Oilers	AHL	Dave Andrews	Don MacAdam
1990-91	Cape Breton Oilers	AHL	Dave Andrews	Don MacAdam
1991-92	Cape Breton Oilers	AHL	Dave Andrews	Don MacAdam
1992-93*	Cape Breton Oilers	AHL	Dave Andrews	George Burnett
1993-94	Cape Breton Oilers	AHL	Dave Andrews	George Burnett
1994-95	Cape Breton Oilers	AHL	Scott Howson	Peter Mahovlich
1995-96	Cape Breton Oilers	AHL	Scott Howson	Lorne Molleken
1996-97	Hamilton Bulldogs	AHL	Scott Howson	Lorne Molleken
1997-98	Hamilton Bulldogs	AHL	Scott Howson	Lorne Molleken
1998-99	Hamilton Bulldogs	AHL	Scott Howson	Walt Kyle
1999-00	Hamilton Bulldogs	AHL	Scott Howson	Walt Kyle
2000-01	Hamilton Bulldogs	AHL	Scott Howson	Claude Julien
2001-02	Hamilton Bulldogs	AHL	Scott Howson	Claude Julien
2002-03	Hamilton Bulldogs	AHL	Scott Howson	Claude Julien/ Geoff Ward
2003-04	Toronto Roadrunners	AHL	Scott Howson	Geoff Ward
2004-05	Edmonton Road Runners	AHL	Scott Howson	Geoff Ward
2005-06	Hamilton Bulldogs+	AHL	Andre Savard	Don Lever
	Iowa Stars#	AHL	Scott White	Dave Allison
2006-07	Grand Rapids Griffins^	AHL	Bob McNamara	Greg Ireland
	Hamilton Bulldogs*+	AHL	Brian Lewis	Don Lever
	Iowa Stars#	AHL	Scott White	Dave Allison
	Milwaukee Admirals%	AHL	Jon Greenberg	Claude Noel
	Wilkes-Barre/ Scranton Penguins&	AHL	Ray Shero	Todd Richards
2007-08	Springfield Falcons	AHL	Bruce Landon	Kelly Buchberger
2008-09	Springfield Falcons	AHL	Bruce Landon	Jeff Truitt / Rob Daum
2009-10	Springfield Falcons	AHL	Bruce Landon	Rob Daum
2010-11	Oklahoma City Barons	AHL	Bill Scott	Todd Nelson
2011-12	Oklahoma City Barons	AHL	Bill Scott	Todd Nelson
2012-13	Oklahoma City Barons	AHL	Bill Scott	Todd Nelson

* AHL Calder Cup Champions

+ Shared affiliation with Montreal Canadiens.

^ Shared affiliation with Detroit Red Wings.

& Shared affiliation with Pittsburgh Penguins.

CHL – Central Hockey League

AHL – American Hockey League

Shared affiliation with Dallas Stars.

% Shared affiliation with Nashville Predators.



EDMONTON OILERS AFFILIATES YEARLY RECORDS

SEASON	TEAM	GP	W	L	T	OTL	GF	GA	PTS	PCT.	STANDING
1979-80	Houston	80	32	38	10		300	319	74	.463	6th
1980-81	Wichita	80	32	45	3		307	345	67	.419	6th
1981-82	Wichita	80	44	33	3		343	289	91	.569	1st - Southern Div.
1982-83	Moncton	80	34	39	7		304	315	75	.469	5th - Northern Div.
1983-84	Moncton	80	32	40	8		251	278	72	.450	5th - Northern Div.
1984-85	Nova Scotia	80	36	37	7		292	295	79	.494	4th - Northern Div.
1985-86	Nova Scotia	80	29	43	8		314	353	66	.413	6th - Northern Div.
1986-87	Nova Scotia	80	38	39	3 ^		318	315	79	.494	4th - Northern Div.
1987-88	Nova Scotia	80	35	36(2)	9		323	343	81	.506	4th - Northern Div.
1988-89	Cape Breton	80	27	47	6		308	388	60	.375	7th - Northern Div.
1989-90	Cape Breton	80	39	34	7		317	306	85	.531	2nd - Northern Div.
1990-91	Cape Breton	80	41	31	8		306	301	90	.563	2nd - Northern Div.
1991-92	Cape Breton	80	36	34	10		336	330	82	.513	3rd - Atlantic Div.
1992-93*	Cape Breton	80	36	32	12		356	336	84	.525	3rd - Atlantic Div.
1993-94	Cape Breton	80	32	35	13		316	339	77	.481	4th - Atlantic Div.
1994-95	Cape Breton	80	27	44	9		298	342	63	.394	5th - Atlantic Div.
1995-96	Cape Breton	80	33	44(4)	3		290	323	73	.431	5th - Atlantic Div.
1996-97	Hamilton	80	28	39(4)	9		220	276	69	.406	3rd - Canadian Div.
1997-98	Hamilton	80	36	22(5)	17		264	242	94	.588	2nd - Empire Div.
1998-99	Hamilton	80	40	29(4)	7		229	206	91	.569	3rd - Empire Div.
1999-00	Hamilton	80	27	34(6)	13		225	262	73	.456	3rd - Empire Div.
2000-01	Hamilton	80	28	41(5)	6		227	281	67	.419	4th - Canadian Div.
2001-02	Hamilton	80	37	30(3)	10		247	206	87	.544	2nd - Canadian Div.
2002-03	Hamilton	80	49	19	8	4	279	191	110	.688	1st - Canadian Div.
2003-04	Toronto	80	35	34	8	3	219	224	81	.505	5th - North Div.
2004-05	Edmonton	80	32	33	4	11	201	223	79	.494	6th - North Div.
2005-06	Hamilton+	80	35	41	0	4	225	251	74	.463	6th - North Div.
2006-07	Iowa#	80	41	31	1	7	238	228	90	.563	4th - West Div.
	Grand Rapids^	80	37	32	—	11	226	244	85	.531	4th - North Div.
	Hamilton*+	80	43	28	—	9	243	208	95	.594	3rd - North Div.
	Iowa#	80	42	34	—	4	221	231	88	.550	4th - West Div.
	Milwaukee%	80	41	25	—	14	227	230	96	.600	3rd - West Div.
	Wilkes-Barre&	80	51	23	—	6	276	221	108	.675	2nd - East Div.
2007-08	Springfield	80	35	35	—	10	214	257	80	.500	5th - Atlantic Div.
2008-09	Springfield	80	24	44	—	12	188	258	60	.375	7th - Atlantic Div.
2009-10	Springfield	80	25	39	—	16	207	296	66	.413	8th - Atlantic Div.
2010-11	Oklahoma	80	40	29	—	11	245	234	91	.569	5th - Western Div.
2011-12	Oklahoma	76	45	22	—	9	213	176	99	.651	1st - Western Div.
2012-13	Oklahoma	76	40	34	0	2	240	228	91	.599	3rd - South Div.

* AHL Calder Cup Champions

+ Shared affiliation with Montreal Canadiens.

^ Shared affiliation with Detroit Red Wings.

& Shared affiliation with Pittsburgh Penguins.

@ Shootout losses worth one point.

() Number of overtime losses worth one point.

Shared affiliation with Dallas Stars.

% Shared affiliation with Nashville Predators.



EDMONTON OILERS AFFILIATES YEARLY SCORING LEADERS

SEASON	PLAYER	TEAM	GP	G	A	PTS	PIM
1979-80	Mike Toal	Houston	76	31	45	76	47
1980-81	Tom Roulston	Wichita	69	63	44	107	93
1981-82	Walt Poddubny	Wichita	60	35	46	81	79
1982-83	Ray Cote	Moncton	80	28	63	91	35
1983-84	Ray Cote	Moncton	66	26	36	62	99
1984-85	Ray Cote	Nova Scotia	79	36	43	79	63
1985-86	Mike Rogers	Nova Scotia	53	24	43	67	44
1986-87	Bruce Boudreau	Nova Scotia	78	35	47	82	40
1987-88	Mark Lamb	Nova Scotia	69	27	61	88	45
1988-89	Mark Lamb	Cape Breton	54	33	49	82	29
1989-90	John LeBlanc	Cape Breton	77	54	34	88	50
1990-91	Shaun Van Allen	Cape Breton	76	25	75	100	182
1991-92	Shaun Van Allen	Cape Breton	77	29	84	113	80
1992-93	Dan Currie	Cape Breton	75	57	41	98	73
1993-94	Peter White	Cape Breton	45	21	49	70	12
1994-95	Peter White	Cape Breton	65	36	69	105	30
1995-96	Rem Murray	Cape Breton	79	31	59	90	40
1996-97	Ralph Intravuvu	Hamilton	68	36	40	76	88
1997-98	Jeff Daw	Hamilton	79	28	35	63	20
1998-99	Chris Ferraro	Hamilton	72	35	41	76	104
1999-00	Daniel Cleary	Hamilton	58	22	52	74	108
2000-01	Paul Healey	Hamilton	79	39	32	71	34
2001-02	Jason Chimera	Hamilton	77	26	51	77	158
2002-03	Jarret Stoll	Hamilton	76	21	33	54	86
2003-04	Jamie Wright	Toronto	78	25	30	55	101
2004-05	Tony Salmelainen	Edmonton	76	22	24	46	26
	Raffi Torres	Edmonton	67	21	25	46	165
2005-06	Marc-Antoine Pouliot	Hamilton+	65	15	31	46	63
	Toby Petersen	Iowa#	79	26	47	73	48
2006-07	Kyle Brodziak	Wilkes-Barre/Scranton&	62	24	32	56	44
	Danny Syvret	Grand Rapids^	57	4	16	20	16
	Mathieu Roy	Hamilton+	31	6	12	18	40
2007-08	Rob Schremp	Springfield	78	23	53	76	64
2008-09	Ryan Potulny	Springfield	69	37	23	60	44
2009-10	Charles Linglet	Springfield	75	19	55	74	36
2010-11	Alexandre Giroux	Oklahoma	70	32	46	78	63
2011-12	Ryan Keller	Oklahoma	71	21	28	49	38
2012-13	Mark Arcobello	Oklahoma	74	22	46	68	48

+ Shared affiliation with Montreal Canadiens.

^ Shared affiliation with Detroit Red Wings.

Shared affiliation with Dallas Stars.
& Shared affiliation with Pittsburgh Penguins.



FOR YOUR INFORMATION

Accreditation

All media and photographers' passes issued by the Edmonton Oilers are valid only for the date(s) noted and are non-transferable. Passes may not be used to gain access to Rexall Place or practice facilities for the purpose of obtaining autographs or memorabilia from members of the Edmonton Oilers Hockey Club. The Edmonton Oilers reserve the right to revoke passes at any time. ALL PASSES MUST BE VISIBLE AT ALL TIMES.

The Bill Tuele Press Box at Rexall Place is divided into four working areas. On the west side, you will find the general media area for all newspaper reporters and electronic journalists not involved in play-by-play. Most seats are specifically allocated with appropriate signage, but if there is any confusion, please direct any queries to the Edmonton Oilers communications staff at position one. The east side of the press box is divided into ten separate booths, in which you will find on-air radio and television broadcasts, home and visiting team officials and a video tape crew. The north side and south ends, which do not have working benches, are designed for overflow media as well as reporters who do not cover the NHL full-time.

To gain access to the press box, there are four entrance stairways, any one of which will lead you to the area in which your seat is located, however, it should be pointed out that unless you have an Edmonton Oilers press pass, you will not be able to enter the main working areas. Single game passes may be obtained by contacting the Edmonton Oilers communications staff at least one day prior to the game.

All media should enter Rexall Place through the Oilers Game Day Pass Gate, located on the north side of the building.

Photographers

Photography passes are issued by Andy Devlin, Edmonton Oilers Team Photographer (lamedia@telus.net) and those accredited as photo journalists are asked to report to the media lounge at least one hour before the game for individual seat allocation. Andy Devlin will have the final say in terms of seat allocation.

Communications

Telephones are provided in the press box and media work room. All calls must be billed to your credit card or charges must be reversed. Wireless internet access is available in both the press box and media work room.

Media Services

The media lounge will be open an hour and a half before each game. It will be closed during and after the game. Game notes, programs and lineups will be available in the lounge. Hot coffee, soft drinks and ice water are offered in the press box during the game.

A press box announcing service is in effect throughout the game.

Closed circuit television monitors are located for your convenience on the west side of the press box.

Game statistics will be distributed after each period in the press box, while final game sheets will be distributed in the Edmonton Oilers dressing room and the ice level media work room 15 minutes after the game.



EDMONTON OILERS MEDIA GUIDELINES 2013-14

With the growing number of media and the expanding need to include video, audio and still photos on the Internet, the Edmonton Oilers have revised their media guidelines to align themselves with the NHL's internet guidelines, as well as those from other clubs – specifically Canadian franchises.

GENERAL GUIDELINES:

- Cell phones, or personal digital assistants (PDAs) with cell phone capabilities, cannot be used for any purpose* in the Oilers dressing and workout rooms at any time. *Exception is for e-mails specific to BlackBerry-like units.
- Photographers will only be granted access to the dressing room post-game or post-practice for specific still image opportunities upon advance specific request from the sports editor (e.g. milestones, new goaltender mask (with player's permission), or player's first goal etc.).
- Stock and general still and video images are not permitted to be shot in the dressing and workout rooms, e.g., photographers/cameramen will not be allowed to stand at the entrance and pan the room, take stock and general images of players/room, or of players undressing out of their equipment.
- Reporters and photographers using a still camera or mini-cam for video purposes must inform the player or coach and inform the Oilers communications staff beforehand.
- All video must adhere to the NHL's broadcast policies. Material may only be used for editorial purposes.
- The Oilers do not allow photographers in their dressing room while on the road.

Guidelines for use of Oilers video- and audio-related content* on Internet platforms:

- No game action (video or audio) may be captured by any means or method.
 - Video and audio content recorded at pre- or post-game news conferences, or media availabilities involving the team's coach, players and club executives may not be streamed live without prior written permission from the Oilers.
 - Reasonable amounts of audio or video content gathered pursuant to the credential may be posted on the Internet. Content, up to 120 seconds per day, can be posted and archived for up to 72 hours.
 - The website page that features audio/video must provide links to NHL.com and the Oilers website using the following wording: "Find out more on www.NHL.com and www.edmontonoilers.com". As well, edmontonoilers.com is permitted to link to such posted material.
 - All video and audio content is restricted to use on media websites and may not be "pushed" to other platforms (including but not limited to cell phones).
 - Video and audio content cannot be marketed or sold on a subscription basis.
 - Video and audio content may be used only in editorial.
 - Video and audio content must adhere to the NHL's broadcast policies.
 - There is to be no sponsorship or advertising around the content. Footage may appear with banners and contextual ads, but the ads may not be specifically related to Oilers content.
 - There are no limitations on "talking head" video or audio of reporters at Oilers facilities that do not include team/interview/press conference content.
- * Oilers video- and audio-related content is defined as, but not limited to interviews, news conferences, practices and community-related events. Games fall under the NHL's broadcast policies.
- * Content does not extend to the use of editorial text on the Internet or text alerts sent to PDAs or cell phones.

The Edmonton Oilers reserve the right to enforce and amend these guidelines at any time and to restrict and/or deny access, as necessary to ensure fair application and that all interests are preserved.



NHL PUBLIC RELATIONS DIRECTORY

ANAHEIM DUCKS

Alex Gilchrist
Honda Center
2695 E. Katella Ave.
Anaheim, CA 92806
714-940-2911

BOSTON BRUINS

Matthew Chmura
TD Garden
100 Legends Way
Boston, MA 02114
617-624-1913

BUFFALO SABRES

Michael Gilbert
First Niagara Center
One Seymour H. Knox III Plaza
Buffalo, NY 14203
716-855-4526

CALGARY FLAMES

Scotiabank Saddledome
555 Saddledome Rise SE
Calgary, AB T2P 3B9
403-777-3684

CAROLINA HURRICANES

Mike Sundheim
PNC Arena
1400 Edwards Mill Road
Raleigh, NC 27607
919-861-5477

CHICAGO BLACKHAWKS

Brandon Faber
United Center
1901 W. Madison St.
Chicago, IL 60612
312-455-7060

COLORADO AVALANCHE

Jean Martineau
Pepsi Center
1000 Chopper Circle
Denver, CO 80204
303-405-6005

COLUMBUS BLUE JACKETS

Todd Sharrack
Nationwide Arena
200 W. Nationwide Blvd.
Columbus, OH 43215
614-246-4157

DALLAS STARS

Tom Holy
American Airlines Center
2500 Victory Ave.
Dallas, TX 75219
214-387-5633

DETROIT RED WINGS

John Hahn
Joe Louis Arena
19 Steve Yzerman Drive
Detroit, MI 48226
313-396-7538

EDMONTON OILERS

J.J. Hebert
Rexall Place
7424 - 118 Ave.
Edmonton, AB T5B 4M9
780-409-5859

FLORIDA PANTHERS

Justin Copertino
BB&T Center
One Panther Parkway
Sunrise, FL 33323
954-835-7712

LOS ANGELES KINGS

Michael Altieri
STAPLES Center
1111 S. Figueroa St.
Los Angeles, CA 90015
310-535-4545

MINNESOTA WILD

Aaron Sickman
Xcel Energy Center
199 W. Kellogg Blvd.
St. Paul, MN 55102
651-602-6009

MONTREAL CANADIENS

Donald Beauchamp
Bell Centre
1909 Ave. des Canadiens-de-Montréal
Montréal, QC H3B 5E8
514-989-2803

NASHVILLE PREDATORS

Kevin Wilson
Bridgestone Arena
501 Broadway
Nashville, TN 37203
615-770-2335

NEW JERSEY DEVILS

Mike Levine
Prudential Center
25 Lafayette St.
Newark, NJ 07102
973-757-6110

NEW YORK ISLANDERS

Kimber Auerbach
Nassau Coliseum
1255 Hempstead Turnpike
Uniondale, NY 11553
516-501-6841

NEW YORK RANGERS

John Rosasco
Madison Square Garden
Two Pennsylvania Plaza, 26th Floor
New York, NY 10121
212-465-6486

OTTAWA SENATORS

Brian Morris
Canadian Tire Centre
1000 Palladium Drive
Ottawa, ON K2V 1A5
613-599-0289

PHILADELPHIA FLYERS

Zack Hill
Wells Fargo Center
3601 S. Broad St.
Philadelphia, PA 19148
215-389-9437

PHOENIX COYOTES

Richard Nairn
Jobing.com Arena
9400 W. Maryland Ave.
Glendale, AZ 85305
623-772-3249

PITTSBURGH PENGUINS

Tom McMillan
CONSOL Energy Center
1001 Fifth Ave.
Pittsburgh, PA 15219
412-255-1828

SAN JOSE SHARKS

Scott Emmert
SAP Center at San Jose
525 W. Santa Clara St.
San Jose, CA 95113
408-999-5713

ST. LOUIS BLUES

Mike Caruso
Scottrade Center
1401 Clark Ave. at Brett Hull Way
St. Louis, MO 63103
314-622-2577

TAMPA BAY LIGHTNING

Bill Wickett
Tampa Bay Times Forum
401 Channelside Drive
Tampa, FL 33602
813-301-6875

TORONTO MAPLE LEAFS

Pat Park
Air Canada Centre
40 Bay St.
Toronto, ON M5J 2X2
416-815-5761

VANCOUVER CANUCKS

Chris Brumwell
Rogers Arena
800 Griffiths Way
Vancouver, BC V6B 6G1
604-899-4623

WASHINGTON CAPITALS

Sergey Kocharov
Verizon Center
601 F St. NW
Washington, DC 20004
202-266-2356

WINNIPEG JETS

Scott Brown
MTS Centre
300 Portage Ave.
Winnipeg, MB R3C 5S4
204-926-5570

NHL - TORONTO

Gary Meagher
50 Bay Street, 11th Floor
Toronto, Ontario M5J 2X8
Telephone: (416) 359-7900

NHL - NEW YORK

Frank Brown
1185 Avenue of the Americas
New York, NY 10036
Telephone: (212) 789-2000



2012-13 NATIONAL HOCKEY LEAGUE DIRECTORY

New York

1185 Avenue of the Americas, New York, NY 10036,
212-789-2000, Fax: 212-789-2020, Fax: 212-789-2070

Montréal

1800 McGill College Avenue, Suite 2600, Montréal, Québec, H3A 3J6
514-841-9220, Fax: 514-841-1070

Toronto

50 Bay Street, 11th Floor, Toronto, Ontario, M5J 2X8
416-359-7900, Fax: 416-981-2779



Gary B. Bettman
Commissioner



William Daly
Deputy Commissioner

EXECUTIVE

Commissioner	Gary B. Bettman
Deputy Commissioner.....	William Daly
Chief Operating Officer.....	John Collins
Senior Executive Vice President of Hockey Operations	Colin Campbell

NHL COMMUNICATIONS

Executive Vice President, Communications	Gary Meagher
Group Vice President, Content Integration.....	Frank Brown
Group Vice President, Communications & Player Development	Jamey Horan
Group Vice President, Communications	John Dellapina
Statistician & Information Officer	Benny Ercolani
Senior Director, News Services.....	Greg Inglis
Director, Communications	Nirva Milord
Director, Communications	Julie Young
Senior Manager, Event Communications & Player Development.....	Schuyler Baehman
Senior Manager, Communications.....	David Keon
Senior Manager, Communications.....	Kerry McGovern
Senior Manager, Communications.....	Jennifer Moad
Manager, Social Media	Trevor Bjergso
Manager, Communications.....	Jasmine Ghafour
Coordinator, Communications	Josh Bernstein
Coordinator, Event Communications & Player Development	Nicole Buckley
Coordinator, Corporate Communications	Erica Yakobzon



2013-14 NHL ON-ICE OFFICIALS

REFEREES

NAME	SWEATER #
* BURCHELL, Darcy	42
CHARRON, Francis	6
* CHMIELEWSKI, Tom	43
DEVORSKI, Paul	10
DWYER, Gord	19
FURLATT, Eric	27
* HANSON, Trevor	47
HASENFRATZ, Mike	2
HEBERT, Ghislain	22
HEBERT, Jean	15
JACKSON, Dave	8
JOANNETTE, Marc	25
KIMMERLY, Greg	18
* KNORR, Trent	44
KOWAL, Tom	32
KOZARI, Steve	40
L'ECUYER, Frederick	17
LARUE, Dennis	14
LEE, Chris	28
LEGGO, Mike	3
* LEMELIN, Mark	41
* LEWIS, Dave	46
* LUXMORE, Thomas John	49
MARTELL, Rob	26
MCCAULEY, Wes	4
* MCISAAC, Jon	45
MEIER, Brad	34
MORTON, Dean	36
O'HALLORAN, Dan	13
O'ROURKE, Dan	9
PEEL, Tim	20
POCHMARA, Brian	16
POLLOCK, Kevin	33
REHMAN, Kyle	37
ROONEY, Chris	5
* SKILLITER, Graham	48
ST. PIERRE, Justin	12
ST-LAURENT, Francois	38
SUTHERLAND, Kelly	11
VAN MASSENHOVEN, Don	21
WALSH, Ian	29
WATSON, Brad	23

LINESMEN

NAME	SWEATER #
AMELL, Derek	75
BARTON, Steve	59
BRISEBOIS, David	96
CAMERON, Lonnie	74
CHAMPOUX, Pierre	67
CHERREY, Scott	50
CORMIER, Michel	76
CVIK, Mike	88
DEVORSKI, Greg	54
DRISCOLL, Scott	68
GALLOWAY, Ryan	82
GIBBS, Darren	66
* GRANDT, John	98
HENDERSON, Don	91
HEYER, Shane	55
KOVACHIK, Brad	71
LAZAROWICH, Brad	86
MACH, Brian	78
MACPHERSON, Matt	83
MCELMAN, Andy	90
MILLER, Steve	89
MORIN, Jean	97
MURCHISON, Kie	79
MURPHY, Brian	93
MURRAY, Jonny	95
NANSEN, Derek	70
NELSON, Thor	80
NOWAK, Tim	77
PANCICH, Bryan	94
RACICOT, Pierre	65
RODY, Vaughan	73
SERICOLO, Anthony	84
SHARRERS, Jay	57
SHEWCHYK, Mark	92
* WHELER, Mark	56



* minor league official



NHL HOW TO FIGURE

**** NOTE: No individual skater/goaltender statistics apply for the shootout**



Assist	An assist is awarded to the player or players (maximum of two) who touched to the goal, provided no defender plays or possesses the puck in between.
Game Played	A player receives credit for playing in a game if: i) he steps on the ice during time played or; ii) serves any penalty.
Game-Winning Goal	After the final score has been determined, the goal which leaves the winning Club one goal ahead of its opponent is the game-winning goal (example: if Team A beats Team B 8-3, the player scoring the fourth goal for Team A receives credit for the game-winning goal).
Goal	A goal is awarded to the last player on the scoring Club to touch the puck prior to the puck entering the net.
Goals-Against Average	Multiply goals allowed (GA) by 60 and divide by minutes played (MINS).
Goaltender	A goaltender receives a "W" for a win in regulation, overtime or shootout; an "L" for a loss in regulation; or an "OT" for a loss in overtime or shootout.
Penalty-Killing Pct.	Subtract total number of power-play goals allowed from total number of shorthanded situations to get total number of power-plays killed. Divide the total number of power-plays killed by the total number of shorthanded situations.
Plus-Minus	A player receives a "plus" if he is on the ice when his Club scores an even-strength or shorthand goal. He receives a "minus" if he is on the ice for an even-strength or shorthand goal scored by the opposing Club. The difference in these numbers is considered the player's plus-minus statistic.
Power-Play Goal	<p>A goal scored by a Club while it has a manpower advantage due to an opponent's penalty. Following are some examples of what is and is not considered a power-play goal:</p> <ul style="list-style-type: none"> • if a Club has an advantage on a minor penalty starting at 2:02 of the period and it scores at 4:02, the goal is not a power-play goal. • if a Club scores on a delayed penalty, the goal is not a power-play goal. • if a Club has an advantage due to a five-minute major or match penalty, that Club is always credited with having one more advantage than the number of power-play goals it scores during that advantage, because the penalty does not expire. A new advantage begins after each power-play goal. For example, if Team A scores three goals during a major penalty, it is credited with four advantages. • if a Club is on a power-play for any length of time, it is considered to have had an advantage. • if a minor penalty is incurred by a Club on a power-play due to a major penalty, a new advantage is given to that Club when its minor penalty expires, provided the opponent's major penalty is still in effect.
Power-Play Percentage	Total number of power-play goals divided by total number of power-play opportunities.
Save Percentage	Subtract goals allowed (GA) from shots against (SA) to determine saves. Then divide saves by shots-against.
Shooting Percentage	Divide the number of goals scored by the number of shots taken.
Shorthand Goal	A goal scored by a Club while it is at a manpower disadvantage. The same cases apply for shorthand as for power-play goals, but in the opposite manner.
Shot on Goal	If a player shoots the puck with the intention of scoring and if that shot would have gone in the net had the goaltender not stopped it, the shot is recorded as a "shot on goal".
Shutout	If two goaltenders combine for a shutout, neither receives credit for the shutout. Instead it is recorded as a Club shutout.
Tenths of a Second	If a penalty or goal occurs in the last minute, the time is rounded off to the previous second (ex: if a penalty is called with 12.4 seconds left in a period, the time is indicated as 19:47 and not 19:48.)
Coaches Record	A coach receives a "W" for a win in regulation, overtime or shootout; an "L" for a loss in regulation; or an "OT" for a loss in overtime or shootout.



2013-2014 NHL CRITICAL DATES



September

- 11 Training camps open
- 14 Preseason schedule begins
Kraft Hockeyville:
Washington Capitals at Winnipeg Jets (Belleville, Ont.)
- 26 CCM/USA Hockey All-American Prospects Game (Pittsburgh, Pa.)
- 30 Opening day playing rosters set (3:00 p.m. ET)

October

- 1 Opening night – 96th NHL regular season begins
Molson Canadian NHL Face-Off™ (Montreal, Que.)
Blackhawks raise Stanley Cup banner:
Washington Capitals at Chicago Blackhawks
Hockey Fights Cancer Awareness Month begins

November

- 8 Hockey Hall of Fame Game:
New Jersey Devils at Toronto Maple Leafs
- 11 Hockey Hall of Fame induction ceremony (Toronto, Ont.)
Inductees: Chris Chelios, Geraldine Heaney, Scott Niedermayer, Brendan Shanahan (Player category); Fred Shero (Builder category)
- 29 2013 Discover NHL Thanksgiving Showdown™:
New York Rangers at Boston Bruins

December

- 1 Signing deadline for Group 2 free agents (5:00 p.m. ET)
- 2 U.S. Hockey Hall of Fame induction and a celebration of Lester Patrick (Detroit, Mich.)
U.S. Hockey Hall of Fame inductees: Cindy Curley, Bill Guerin, Peter Karmanos Jr., Ron Mason, Doug Weight
- 23 Busiest day of NHL season – 14 games
- 19-27 Holiday roster freeze in effect:
For all players on an NHL active roster, injured reserve, or with non-roster and injured non-roster status as of midnight (local time) Dec. 19, a roster freeze shall apply through midnight (local time) Dec. 27, with respect to waivers, trades and loans, subject to the exceptions provided for in CBA Article 16.5 (d).
- 24-26 Holiday break (no scheduled practices – dressing rooms closed)
- 26 – Jan.5 IIHF World Junior Championship (Malmo, Sweden)

January

- 1 2014 Bridgestone NHL Winter Classic®:
Toronto Maple Leafs at Detroit Red Wings (Michigan Stadium)
- 15 CHL/NHL Top Prospects Game (Calgary, Alta.)
- 18 Scotiabank Hockey Day in Canada (Host: Lloydminster, Alta./Sask.)
- 25 Coors Light NHL Stadium Series™:
Anaheim Ducks at Los Angeles Kings (Dodger Stadium)
- 26 Coors Light NHL Stadium Series™:
New York Rangers at New Jersey Devils (Yankee Stadium)



- 29 Coors Light NHL Stadium Series™:
New York Rangers at New York Islanders (Yankee Stadium)

February

- 1 Hockey is for Everyone Month begins
6, 7, 8 Olympic break begins (at the conclusion of each Club's final game)
11-12 AHL All-Star Classic (Location: TBA)
12 Olympic men's hockey tournament begins (Sochi, Russia)
22 Men's hockey bronze-medal game (Sochi, Russia)
23 Men's hockey gold-medal game (Sochi, Russia)
24 Olympic break ends (12:01 a.m. ET)
26 NHL regular season resumes
28 – March 2 Hockey Weekend Across America presented by CCM (USA Hockey)

March

- 1 Coors Light NHL Stadium Series™:
Pittsburgh Penguins at Chicago Blackhawks (Soldier Field)
2 2014 Tim Hortons NHL Heritage Classic™:
Ottawa Senators at Vancouver Canucks (BC Place)
Hockey Day in America (NBC)
5 Trade deadline (3:00 p.m. ET)
10-12 NHL General Managers Meeting (Boca Raton, Fla.)

April

- 10, 12 NCAA Frozen Four (Philadelphia, Pa.)
13 Last day of regular season
16 Stanley Cup Playoffs begin
17-27 IIHF Under-18 World Championship (Lappeenranta and Imatra, Finland)

May

- 9-25 IIHF World Championship (Minsk, Belarus)
16-25 CHL Memorial Cup (London, Ont.)
25-31 NHL Combine (Toronto, Ont.)

June

- 18 Last possible day for 2014 Stanley Cup Final
TBA Deadline for first club-elected salary arbitration (later of June 15 or 48 hours after the conclusion of the Stanley Cup Final, 5:00 p.m. ET)
25 NHL Awards (Las Vegas, Nev.)
27-28 NHL Draft (Philadelphia, Pa.)

July

- 1 Free agency begins (12:00 p.m. ET)
5 Deadline for player-elected salary arbitration notification (5:00 p.m. ET)
6 Deadline for club-elected salary arbitration notification (5:00 p.m. ET)
20 – Aug. 6 Salary arbitration hearings held

August

- 8 Deadline for salary arbitration decisions to be rendered



OFFICIAL 2013-14 EDMONTON OILERS SCHEDULE

SUN	MON	TUE	WED	THU	FRI	SAT
1	2	3	4	5	6	7
8	9	10	11	12	13	14 <small>CGY 8:00 pm</small>
15	16	17 <small>WPG 6:00 pm</small>	18 <small>VAN 8:00 pm</small>	19	20	21 <small>VAN 8:00 pm</small>
22	23 <small>WPG 7:30 pm</small>	24 <small>NYR 7:00 pm</small>	25	26	27 <small>DAL 6:00 pm</small>	28
29	30					

SUN	MON	TUE	WED	THU	FRI	SAT
			1	2 <small>STL 8:30 pm</small>	3 <small>ANA 8:00 pm</small>	4
5 <small>TB 6:00 pm</small>	6	7 <small>STL 7:30 pm</small>	8	9	10 <small>PIT 8:00 pm</small>	11
12 <small>CHI 5:00 pm</small>	13	14 <small>DAL 6:30 pm</small>	15	16 <small>MIN 6:00 pm</small>	17	18 <small>WPG 12:00 pm</small>
19	20	21 <small>VAN 7:30 pm</small>	22	23	24 <small>PHX 7:30 pm</small>	25
26 <small>NSH 6:00 pm</small>	27 <small>VAN 8:00 pm</small>	28	29 <small>SJ 7:30 pm</small>	30	31	

SUN	MON	TUE	WED	THU	FRI	SAT
		1 <small>WPG 8:00 pm</small>	2	3	4	5 <small>VAN 8:00 pm</small>
6	7 <small>NJ 7:30 pm</small>	8	9	10 <small>MTL 7:30 pm</small>	11	12 <small>TOR 5:00 pm</small>
13	14 <small>WSH 5:00 pm</small>	15 <small>PIT 5:00 pm</small>	16	17 <small>NYI 5:00 pm</small>	18	19 <small>OTT 12:00 pm</small>
20	21	22 <small>MTL 5:30 pm</small>	23	24 <small>WSH 7:30 pm</small>	25	26 <small>PHX 2:00 pm</small>
27 <small>LA 7:00 pm</small>	28	29 <small>TOR 7:00 pm</small>	30	31		

SUN	MON	TUE	WED	THU	FRI	SAT
						1 <small>BOS 11:00 am</small>
2	3 <small>BUF 5:00 pm</small>	4	5	6 <small>NYR 5:00 pm</small>	7 <small>NJ 5:00 pm</small>	8
9	10	11	12	13	14	15
16	17	18	19	20	21	22
23	24	25	26	27 <small>MIN 7:30 pm</small>	28	

SUN	MON	TUE	WED	THU	FRI	SAT
					1	2 <small>DET 8:00 pm</small>
3	4	5 <small>FLA 5:30 pm</small>	6	7 <small>TB 5:30 pm</small>	8	9 <small>PHI 11:00 am</small>
10 <small>CHI 5:30 pm</small>	11	12	13 <small>DAL 8:00 pm</small>	14	15 <small>SJ 8:00 pm</small>	16 <small>CGY 8:00 pm</small>
17	18	19 <small>CBJ 7:30 pm</small>	20	21 <small>FLA 7:30 pm</small>	22	23
24	25 <small>CHI 7:30 pm</small>	26	27	28 <small>NSH 6:00 pm</small>	29 <small>CBJ 5:00 pm</small>	30

SUN	MON	TUE	WED	THU	FRI	SAT
						1 <small>CGY 8:00 pm</small>
2	3	4 <small>OTT 7:30 pm</small>	5	6 <small>NYI 7:30 pm</small>	7	8
9 <small>LA 6:00 pm</small>	10	11 <small>MIN 6:00 pm</small>	12	13 <small>STL 6:00 pm</small>	14 <small>DET 5:30 pm</small>	15
16 <small>CAR 1:00 pm</small>	17	18 <small>NSH 7:30 pm</small>	19	20 <small>BUF 7:30 pm</small>	21	22 <small>CGY 8:00 pm</small>
23	24	25 <small>SJ 7:30 pm</small>	26	27	28 <small>ANA 7:30 pm</small>	29
30 <small>NJR 6:00 pm</small>	31					

SUN	MON	TUE	WED	THU	FRI	SAT
1 <small>DAL 4:00 pm</small>	2	3 <small>PHX 7:30 pm</small>	4	5 <small>COL 7:30 pm</small>	6	7 <small>CGY 8:00 pm</small>
8	9	10 <small>CAR 7:30 pm</small>	11	12 <small>BOS 7:30 pm</small>	13 <small>VAN 7:00 pm</small>	14
15 <small>ANA 6:00 pm</small>	16	17 <small>LA 8:30 pm</small>	18	19 <small>COL 7:30 pm</small>	20	21 <small>STL 8:00 pm</small>
22	23 <small>WPG 7:30 pm</small>	24	25	26	27 <small>CGY 7:00 pm</small>	28 <small>PHI 8:00 pm</small>
29	30	31 <small>PHX 7:00 pm</small>				

SUN	MON	TUE	WED	THU	FRI	SAT
		1 <small>SJ 8:30 pm</small>	2 <small>ANA 8:00 pm</small>	3	4 <small>PHX 8:00 pm</small>	5
6 <small>ANA 6:00 pm</small>	7	8 <small>COL 7:30 pm</small>	9	10 <small>LA 7:30 pm</small>	11	12 <small>VAN 8:00 pm</small>
13	14	15	16	17	18	19
20	21	22	23	24	25	26
27	28	29	30			

PRE-HOME	PRE-AWAY	CGY	Television on Sportsnet West
HOME	AWAY	OTT	Television on Sportsnet Oilers
		CBC	Television on CBC
		TSN	Television on TSN

All games heard on the Oilers Radio Network

ABBREVIATIONS

ANA - Anaheim	FLA - Florida	PHX - Phoenix
BOS - Boston	LA - Los Angeles	PIT - Pittsburgh
BUF - Buffalo	MIN - Minnesota	SJ - San Jose
CAR - Carolina	MTL - Montreal	STL - St. Louis
CBJ - Columbus	NJ - New Jersey	TB - Tampa Bay
CGY - Calgary	NSH - Nashville	TOR - Toronto
CHI - Chicago	NYI - NY Islanders	VAN - Vancouver
COL - Colorado	NYR - NY Rangers	WPG - Winnipeg
DAL - Dallas	OTT - Ottawa	WSH - Washington
DET - Detroit	PHI - Philadelphia	

"Copyright (c) 2013 by the National Hockey League. All right reserved. Reproduction in whole or in part without permission of the National Hockey League is strictly prohibited. Publication of this schedule is permitted for the sole purpose of informing members of the public who wish to attend or view on television National Hockey League games. Any other publication or use of any portion of this schedule, including for the purpose of lottery or other form of gambling, whether such gambling is legal or illegal, is strictly prohibited."



Oilers® game



**Sister's
wedding**

**WOULD YOU DO ANYTHING FOR THE OILERS?
#ANYTHINGFORHOCKEY**

DIEHARD FAN & PROUD PARTNER OF THE OILERS®.

The Edmonton Oilers and associated logos are registered trade-marks owned by Rexall Sports Corp. and are used under license. All rights reserved.





edmontonoilers.com