

# 2011 DETROIT LIONS MEDIA GUIDE

## CONTENTS AND DIRECTORY



The 2011 Detroit Lions Media Guide is now a digital publication in Adobe PDF (including bookmarks) format. An updated version of the team's media guide is posted on [Media.Detroitlions.com](http://Media.Detroitlions.com) and [NFLmedia.com](http://NFLmedia.com) each week.

### EXECUTIVES & COACHING

Executive Management  
Coaching Staff  
Player Personnel  
Administration

### PLAYER PROFILES

Player Biographies  
2011 Rosters  
Roster Moves

### 2010 SEASON IN REVIEW

Final 2010 Statistics  
Game-by-Game Statistics  
Player Participation  
2010 Game Summaries

### LIONS HONORS

All-Time Honor Roll  
All-Time Team  
Pride of the Lions  
Lions in the Pro Bowl  
Lions on the All-Pro Team

### THE RECORDS SECTION

Lions Individual Records  
Lions All-Time Lists  
Lions Team Records  
Opponent Records  
Postseason Records  
Seasonal Leaders  
Outstanding Performances  
The Last Time

### COACHING & SERIES RECORDS

Year-By-Year Results  
Lions vs. All-Time Opponents  
All-Time Coaches  
Opponent Information

### YEAR-BY-YEAR RESULTS

Preseason Records & Results  
Year-By-Year Results

### HISTORY BOOK

History of the Lions  
> *Gridiron Heroes*  
> *Homes of the Detroit Lions*  
> *Naming of the Lions*  
Significant Dates  
Thanksgiving Day Tradition  
Uniform History  
Lions Draft Selections  
Lions Trade History  
All-Time Player Roster  
Monday Night, Prime Time & OT Games  
Ford Field  
Lions Tales  
> *Paper Lion*  
> *Original Offices*  
> *Deep in the Heart of Texas*  
> *In Memoriam*  
> *Lions Training Camp Locations*  
> *Longest Coaching Tenures*

### 2011 DETROIT LIONS MEDIA GUIDE

#### EXECUTIVE EDITORS

Bill Keenist, Matt Barnhart

#### MANAGING EDITOR

Ben Manges

#### ASSISTANT EDITOR

Tara Altman

#### EDITORIAL ASSISTANCE

Deanna Caldwell, Chad Walker, Chrissie Wywrot, Andrew Mouranie, Kaitlin Sawyer, Eric Schafer, Garrett Jackson

#### PHOTOGRAPHY

Gavin Smith, Chrissie Wywrot

#### EDITORIAL CREDITS

Elias Sports Bureau (Santo Labombarda and Alex Stern); Stats, Inc.; Maple Leaf Productions, Ltd.; Pro Football Hall of Fame; Total Football; Pro Football Researchers Association

# 2011 DETROIT LIONS STAFF DIRECTORY

## EXECUTIVE MANAGEMENT

Owner and Chairman.....	William Clay Ford
Vice Chairman.....	William Clay Ford, Jr.
President.....	Tom Lewand
Senior Vice President and General Manager.....	Martin Mayhew
Head Coach.....	Jim Schwartz
Senior Vice President of Communications.....	Bill Keenist
Senior Vice President and Chief Financial Officer.....	Luis Perez
Corporate Secretary.....	David Hempstead

## EXECUTIVE ASSISTANTS

Executive Assistant, Mr. William Clay Ford.....	Louise McDonald
Assistant, Offices of Mr. William Clay Ford, Jr.....	Jenny Taylor
Executive Assistant, Lewand.....	Margaret Gramlich
Executive Assistant, Mayhew.....	Mai Davis
Executive Assistant, Perez.....	Terri Kimble

## COACHING

Assistant Head Coach/Defensive Coordinator.....	Gunther Cunningham
Offensive Coordinator.....	Scott Linehan
Special Teams Coordinator.....	Danny Crossman
Coordinator of Physical Development.....	Jason Arapoff
Assistant Special Teams.....	Bradford Banta
Linebackers.....	Matt Burke
Defensive Assistant.....	Don Clemons
Assistant Quarterbacks.....	Todd Downing
Defensive Coaching Assistant.....	Brandon Fisher
Running Backs.....	Sam Gash
Wide Receivers.....	Shawn Jefferson
Defensive Line.....	Kris Kocurek
Tight Ends.....	Tim Lappano
Strength and Conditioning Assistant.....	Ted Rath
Offensive Coaching Assistant.....	Kyle Valero
Secondary.....	Tim Walton
Assistant Offensive Line.....	Jeremiah Washburn
Offensive Line.....	George Yarno

## COACHING SUPPORT STAFF

Administrative Assistant to the Head Coach.....	Karianne Hawkins
Coaching Staff Assistant.....	Gina Newell

## PLAYER PERSONNEL

Senior Personnel Executive.....	James Harris
Vice President of Pro Personnel.....	Sheldon White
Director of College Scouting.....	Scott McEwen
Assistant Director of Pro Personnel.....	Miller McCalmon
Assistant Director of Pro Personnel.....	Charlie Sanders
Assistant Director of College Scouting/National Scout.....	Lance Newmark
Regional Scout.....	Cary Conklin
Regional Scout.....	Chad Henry
BLESTO Scout.....	Joe Kelleher
College Scouting Coordinator/Regional Scout.....	Rob Lohman
Regional Scout.....	Silas McKinnie
Regional Scout.....	Dave Sears
National Scout.....	Dave Ulyus
Manager of Salary Cap and Contract Administration/ Pro Personnel Assistant.....	Joe Pirucki
Administrative Assistant, Pro @ College Personnel.....	JoAnn Lenden

## FOOTBALL OPERATIONS

Vice President of Football Operations.....	Cedric Saunders
Staff Counsel, Football Administration.....	Jon Dykema, Esq.
Director of Football Administration.....	Iain Nelson

## MEDICAL STAFF

Coordinator of Athletic Medicine/Athletic Trainer.....	Dean Kleinschmidt
Athletic Trainer.....	Ali Bellamy
Assistant Athletic Trainer.....	Chris Curran
Assistant Athletic Trainer.....	Joe Recknagel
Team Physician-Orthopaedist.....	Kyle Anderson, M.D.
Team Physician-Orthopaedist.....	David Collon, M.D.
Team Physician-Ophthalmologist.....	Kevin Everett, M.D.
Team Physician, Emergency Medicine.....	Brad Jaskulka, M.D.
Team Physician-Orthopaedist.....	Terry Lock, M.D.
Team Physician-Orthopaedist.....	Bill Moutzouris, M.D.

Team Physician-Medical.....	Michael Workings
Team Physician-Dentist.....	Chet Regula, D.M.D.
Team Chiropractor.....	Scott Logan, D.C.

## EQUIPMENT

Equipment Manager.....	Tim O'Neill
Assistant Equipment Manager.....	John Brown
Equipment Assistant.....	Taylor Jorgensen
Equipment Assistant.....	Clay Coleman
Equipment Assistant.....	Vince Herzog
Equipment Assistant.....	Joey Jaroszewich

## VIDEO

Director of Video Operations.....	Robert Yanagi
Assistant Video Director.....	Michael Richardson
Video Assistant.....	Ken Ouellette

## PLAYER DEVELOPMENT

Senior Director of Player Development.....	Galen Duncan, Ph.D.
--	---------------------

## SECURITY

Director of Security.....	Elton Moore
Security Assistant.....	Bill Cory
Security Assistant.....	John Scott

## GROUNDKEEPING

Groundskeeper.....	Charlie Coffin
Groundskeeping Assistant.....	Ken Davidson
Assistant Groundskeeper.....	Jason Meister

## FINANCE

Vice President of Finance and Administration.....	Allison Maki
Payroll Manager.....	Judy Kowalkowski
Senior Advisor, Finance.....	Tom Lesnau

## HUMAN RESOURCES

Director of Human Resources.....	Nicole Ottnod
Receptionist.....	Hawanya Quarles
Office Assistant.....	Chris Roberts

## FACILITIES - ALLEN PARK

Facilities Manager.....	Mark Glenn
Facilities Assistant.....	Ken Van Hevel

## INFORMATION TECHNOLOGY

Senior Director of Network Services.....	Steve Boren
Network Administrator.....	Terri McKay

## COMMUNITY AFFAIRS

Interim Director of Community Affairs.....	Kim Doverspike
Community Affairs Coordinator.....	Chad Walker
Community Affairs Assistant.....	Ryan Hackworth
Senior Advisor, Community Affairs.....	Tim Pendell

## MEDIA RELATIONS

Director of Media Relations.....	Matt Barnhart
Manager of Creative Services.....	Deanna Caldwell
Assistant Director of Media Relations.....	Ben Manges
New Media Coordinator.....	Chrisse Wywrot
Communications Assistant.....	Tara Altman
Team Photographer.....	Gavin Smith

## DINING @ CATERING SERVICES (SODEXHO) - ALLEN PARK

General Manager/Executive Chef.....	Mark Skamiera
Executive Catering @ Dining Room Manager.....	Denise Anchill
Chef.....	Wendell Davis
Cook.....	Immanuel Fason
Cook.....	Patrick Frey

## SPONSORSHIP @ SUITE SALES

Vice President of Business Operations.....	Bob Raymond
Director of Sponsorship Sales @ Suite Sales.....	Mike Mazurek
Assistant Director of Sponsorship @ Suite Sales.....	Mark Chaklich
Sponsorship @ Suite Sales Account Executive.....	Matthew J. Schul
Sponsorship @ Suite Sales Account Executive.....	Todd Yurk
Sponsorship @ Suite Services Manager.....	Anne Campbell
Sponsorship @ Suite Sales Assistant.....	Brittney McNorton
Executive Assistant, Raymond/Office Manager.....	Karen Wozniak

## DEVELOPMENT-FORD FIELD

Project Manager.....	Justin Turk
----------------------	-------------

## TICKET OPERATIONS

Director of Ticket Operations.....	Mark Graham
Assistant Director of Ticket Operations.....	Bill McCall
Ticket Office Supervisor.....	Lance Powser
Ticket Office Supervisor.....	Louise Tabone
Ticket Office Assistant.....	Lisa Biondo

## TICKET SALES

Director of Ticket Sales.....	Dan Sylvestre
Ticket Sales Account Manager.....	Greg Lynch
Ticket Sales Account Representative.....	Sean Abraham
Ticket Sales Account Representative.....	Bethany Allerink
Ticket Sales Account Representative.....	Will Christy
Ticket Sales Account Representative.....	Wes Meinertzer
Ticket Sales Account Representative.....	Hoa Tran
Ticket Sales Guest Service Manager.....	Courtney Alexander
Ticket Sales Guest Service Representative.....	Russ Rowe

## EVENTS

Vice President of Events.....	Kelly Urquhart
Director of Sports Events-Ford Field.....	Dan Jaroszewich
Events/Operations Manager-Ford Field.....	Kristen Dale
Event Coordinator.....	Brad Michaels
Event/EBMS Coordinator.....	Stephanie Gerrity

## FINANCE - FORD FIELD

Director of Finance.....	Matt Wojciechowski
Manager of Financial Reporting.....	Charles Phillips
Payroll and Accounts Payable Administrator.....	Bernadette Brown
Staff Accountant.....	Ashley Gentile

## MARKETING

Director of Marketing.....	Joel Scott
Creative Services and Brand Manager.....	Connie Klajda

## YOUTH FOOTBALL

Director of Youth Football Programs.....	Chris Fritzscheing
Youth Football Assistant.....	David Greenslalt

## ADMINISTRATION - FORD FIELD

Receptionist.....	Kim Colbert
-------------------	-------------

## INFORMATION TECHNOLOGY - FORD FIELD

Manager of Information Technology.....	Mark Woloszyn
Network Administrator.....	Matt Cartwell

## BROADCASTING

Director of Broadcasting and Production.....	Bryan Bender
Manager of Scoreboard @ Broadcast Operations.....	Stephen Batch
Scoreboard Production Coordinator.....	Josh Geha

## OPERATIONS - FORD FIELD

Vice President of Operations.....	Chuck Cusick
Senior Director of Facility Management.....	Bob Gardner
Director of Housekeeping and Conversion.....	Phyllis Anding
Maintenance Operations.....	Raymond Amato
Maintenance Operations.....	Patrick Craig
Maintenance Operations.....	Paul Kurdi
Maintenance Operations.....	Joseph Williams
Maintenance Operations.....	John Zmick
HVAC Technician.....	Joe Whitus
Licensed Plumber.....	Sean Craig

## SECURITY - FORD FIELD

Security Director.....	Al Brooks
Security Supervisor.....	Tom Golembieski

## LIONS PRO SHOP (MAINGATE, INC.)

General Manager of Stadium Retail.....	Ryan Poppe
Distribution Center Manager.....	Brian Galardo
Lions Pro Shop Manager.....	Naomi Gibbons

***2011 DETROIT LIONS***  
**EXECUTIVES AND COACHING**



## WILLIAM CLAY FORD



### OWNER AND CHAIRMAN

In an age where ownership changes and franchise moves in professional sports have become alarmingly commonplace, William Clay Ford continues to provide the Detroit Lions organization, its fans and the community with unwavering stability and sound leadership.

His commitment to the franchise is imprinted on virtually every aspect of the organization. By combining one of the finest sports and entertainment venues, Ford Field, and a world-class headquarters and training environment with a strong management team, Mr. Ford has instilled the organization with the right mix of fuel that will power the further development of the entire Lions organization.

The 2009 season signaled the beginning of a new era for Detroit Lions football. Everything from the team's management all the way down to the logo on the helmet changed with the mindset to improve this franchise and compete for championships. There were considerable changes to the organization starting with Mr. Ford's promotion of Tom Lewand as team president and Martin Mayhew as general manager. Lewand oversees the direction of the organization, including business operations, and Mayhew is responsible for all football matters. Both set out to find the best coach for this team, and with Mr. Ford's blessing and endorsement, did so when the team hired Jim Schwartz, who had served as defensive coordinator for many successful Tennessee Titans teams, as the Lions' new head coach. The 2009 season also marked the first time in franchise history that the team began the season with a new general manager, new team president and new head coach.

In less than three years, those changes, along with the vision Mr. Ford set forth, are paying dividends in many ways. The Lions were one of the League's most improved teams in 2010, ending the season on a four-game win streak, and were competitive every single game. Several position units were vastly improved compared to previous seasons, and the team is led by talent that is rising among the best of the best in the NFL. This progress has been forged with tremendous effort from the front office, a coaching staff that excels in game-planning and player development, and players who are combining ability and work ethic to ensure this team is moving in the right direction.

The strong leadership team that Mr. Ford has formulated is guiding the franchise on and off the field with a plan that will elevate this team to new heights.

On the football side, Mayhew has re-vamped the team's player personnel and football operations in numerous ways and those efforts have resulted in three very successful drafts. In that time, Mayhew and the front office have worked diligently to improve the team's roster utilizing every resource from free agency and trades to the League's waiver wire.

Mayhew has worked alongside Schwartz to find players based on their shared philosophy on the types of skills that are necessary to win in the NFL. To guide those players on the field, Schwartz has built a coaching staff that is working to maximize those talents and produce game strategies to complement the players' abilities. For Schwartz, he leads with the philosophy that consistency with the coaching staff and the team schemes provides a competitive edge in the team's development.

"I am very encouraged by the improvement of our football team the past two seasons," said Mr. Ford. "While we still have a lot of work to do, I do believe we are on the right path and that we can and will achieve our goal of building the Lions into a team that annually competes for a championship."

"We have done a great job improving our roster by adding some key free agents and our last two drafts are shaping up to be two of the best in a long time. I am confident this year's draft will also produce similar results." Mr. Ford continued.

"Not only have we added quality players to our team, but we've also assembled an excellent coaching staff and that's so very critical to our future success. I am very impressed with what Jim (Schwartz) and his staff have done the past two years in developing some of our young players, and I have the utmost faith they will provide us with the coaching we need to achieve our goal of winning a championship."

"Winning is critically important to our family and to our

organization. We are committed to win for our community and all of our fans. Our fans have been incredible over the years, second to none! We so appreciate their support and want nothing more than to provide our fans with a championship football team."

On the business side, Lewand continues to forge ahead with a strategic approach to make sure every element off the field impacts the team on the field. Whether it is through revenue streams generated at Ford Field, effective management of player contracts, improvement of the club's financial processes or building stronger relationships with fans and business partners, Lewand ensures that Mr. Ford's vision to become one of the best franchises in professional sports is being realized.

As it's always been with Mr. Ford, the mission is for the Detroit Lions to win a Super Bowl. Mr. Ford understands that with competitive realities of today's NFL, reaching the game's pinnacle takes a concerted organizational effort both on and off the field. While everyone appreciates the importance of the coaching staff and the front office staff, you also need the proper infrastructure, such as state-of-the-art stadium and practice facilities.

Mr. Ford's commitment was evident in the Lions' return "home" to a new downtown Detroit stadium, Ford Field, in 2002. The \$500 million stadium enhanced the Lions' ability to compete in several facets of the game. In this NFL age, the revenues produced from Ford Field help level the economic playing field with the Lions' NFL counterparts.

The Ford Family and Ford Field were the overwhelming factors in Detroit being awarded the right to host Super Bowl XL in February 2006. That championship game clearly added to the city's economic landscape in numerous ways, including a \$260 million boost to Metro Detroit, and the impact the Ford family had on bringing the Super Bowl to Detroit was apparent.

"We wouldn't be here if it were not for the Ford family, who led the way in developing Ford Field as a catalyst for the redevelopment of downtown Detroit, including the return of the Super Bowl to Detroit," former NFL Commissioner Paul Tagliabue pronounced in 2006 during his annual state of the league press conference held just prior to Super Bowl XL.

"And the Ford family's leadership has certainly been a big part, not just of the NFL and NFL history, but of Detroit and our nation's history."

Ford Field has been a key cog in shaping further revitalized growth for the city of Detroit. The stadium's effect on the city continues to be comprehensive with its contributions as it hosts several events besides Lions' games.

In May 2003, the Detroit News honored Mr. Ford as a Michiganiaan of the Year, an annual tribute to select citizens who made significant contributions to the state or local community, as he had brought the Lions "back home" and opened Ford Field's doors to reap benefits for Detroit. In September 2005, he was inducted into the Michigan Sports Hall of Fame.

Additional confirmation of his steadfast dedication to the team was the completion of the team's \$36 million Headquarters and Training Facility in Allen Park, Mich., that opened in April 2002 as the NFL's premier training center.

Thanks to Mr. Ford's addition of the Lions Headquarters and Training Facility, the entire organization develops year-round in a world-class environment. Both the short-term and long-term impacts are significant as the team trains under conditions second-to-none. This joint venture between the Lions and Ford Land Development Corporation provides state-of-the-art facilities for players' off-season workouts, training camp, and in-season meetings and practices.

Throughout his tenure as owner, William Clay Ford has guided the Detroit Lions organization with a sense of balance, integrity and honest leadership. Never one to seek the limelight, Mr. Ford has not sought public accolades for his many contributions to football, the automotive industry and his community.

Known as Bill Ford to his friends and business associates, his relationship with the Lions began during his childhood when his father, Edsel Ford, took him to the University of Detroit Stadium to see the first Lions' team play in their maiden season in the Motor City in 1934.

He became a club director in 1956 and was asked by then-Lions' President Edwin J. (Andy) Anderson to become the Lions' president in 1961.

In November 1963, Mr. Ford purchased the team outright for \$4.5 million and officially took over the club January 10, 1964. The 2011 season will mark the 48th year of Mr. Ford's sole ownership of the club.

Of course, Mr. Ford's other passion in life is the automotive industry, he being the only surviving grandson of inventor and auto pioneer Henry Ford, founder of the Ford Motor Company.



For the entire Ford family, 2003 marked a year of great pride and celebration as Ford Motor Company commemorated its historic 100 years as an icon in American industry.

In May 2005, Mr. Ford retired from the Board of Directors of Ford Motor Company after nearly 57 years of service. He remains director emeritus on the Board of Directors. Mr. Ford most recently served as a member of the Board of Directors and was on the company's Finance Committee, and in years past served on its Governance Committee. He had been a board member since 1948 and was chairman of the company's Design Committee from its inception in 1957 until his retirement as vice chairman in March 1989.

Utilizing his expertise in design, Mr. Ford was also on special assignment as a design consultant focusing on the Jaguar.

During his career with the company, Mr. Ford gained special satisfaction and acclaim as the executive in charge of the design, development and subsequent introduction of the Continental Mark II, the successor to the classic Lincoln Continental that had been developed and introduced by his father Edsel in 1939. In 1973, Mr. Ford was appointed vice president-Product Design.

Mr. Ford was elected to the Board of Directors in 1948 and began his employment at Ford following graduation from Yale University. He served several executive positions before appointment as vice president and general manager of the Continental Division in 1954. In 1956, he assumed responsibility for corporate product planning and design.

When the Design Committee of Ford's Policy and Strategy Committee was formed in 1957, Mr. Ford became the committee's first chairman, a post he held until retirement in 1989.

In 1978, Mr. Ford was elected chairman of the Executive Committee and appointed a member of the Office of the Chief Executive. He was elected vice chairman of the Board in 1980 and chairman of the Finance Committee in 1987. He retired as chairman of the Finance Committee in 1995.

The youngest of Edsel's four children, William Clay Ford was born March 14, 1925. Following a tour of duty with the U.S. Naval Air Corp in World War II, he enrolled at Yale, where he lettered in both tennis and soccer at the Ivy League school. As a collegian, he won league tennis titles in singles and doubles, and he earned All-American honorable mention honors in soccer. In fact, he was a nationally-ranked tennis player until two Achilles tendon surgeries relegated him to the sidelines. Mr. Ford's athletic participation today includes golf, a game in which he became nearly a scratch performer, while registering a remarkable seven (7) holes-in-one over the years.

He graduated from Yale with a bachelor's of science degree in economics and then joined Ford's sales and advertising staff. He later served on the industrial relations staff where he was a member of the committee that negotiated the historic 1949 contract with the UAW-CIO.

Mr. Ford is also chairman emeritus of the Board of Trustees of The Henry Ford. He is an honorary life trustee of the Eisenhower Medical Center, is a national trustee for the Boys' and Girls' Clubs of America and honorary chair of the United Way Community Services. He is also on the Texas Heart Institute National Advisory Council. Mr. Ford received an honorary doctor of science degree from the Art Center College of Design in Pasadena, Calif., in 1981.

Mr. Ford's generosity as a benefactor was again recognized in 1997, as the outdoor courts of the University of Michigan's new tennis center were named in his honor. Also, a new addition to Detroit's Henry Ford Hospital (which bears the name of Mr. Ford's grandfather) opened in 1996 - The William Clay Ford Center for Athletic Medicine - which is one of the leading sports medicine treatment and research institutions in the country.

He is married to the former Martha Firestone of Akron, Ohio. They are the parents of three daughters—Martha, Sheila and Elizabeth—and a son, William Clay Ford, Jr., who serves as the Lions Vice Chairman, in addition to his role as Executive Chairman of Ford Motor Company.

## WILLIAM CLAY FORD, JR.



### VICE CHAIRMAN

William Clay Ford, Jr. has made a positive and lasting impact on the Detroit Lions since assuming his current post of vice chairman in February 1995. He remains focused not only on creating a winner in the present, but also on ensuring success well into the 21st century,

both on and off the field.

Ford shares his father's commitment and devotion to the Lions and also has a burning passion to win. He wants nothing less than for the Lions to become one of the premier franchises in the National Football League and knows that elite status includes delivering a championship to Lions fans.

"There's tremendous enthusiasm for football in this town, and I think there's a real sense of excitement about this particular team and the players know that and they feel it and they're feeding upon it.

"I think that the players themselves are very confident (about the upcoming season)," Ford said. "There's a sense on this team that we're going to be a good team and the players expect that of themselves.

"I like the fact that we're a very young team in a lot of key positions," Ford continued. "I like the fact that we also mixed with that (our youth) some great veteran leadership. I very much like both the athletic makeup of the team and also the emotional makeup of the team.

"I really like the coaching staff and their approach to it all. They're very methodical, they've had a plan from Day 1, they stuck to their plan and it's paying off."

To see Ford's influence off the field, one has to look no further than Ford Field in downtown Detroit and the team's headquarters and practice facility in Allen Park. Both are considered among the best respectively in all of sports, and were shaped by Ford's resolve for the Lions to be a leader in the NFL.

Ford's dedication and commitment to the fans was never more evident than when he spearheaded the team's stadium negotiations that led to the 1996 decision and announcement to build Ford Field. Due largely to his determination and perseverance, the Lions struck a deal with the city of Detroit and Wayne County that established the foundation for the Lions to return to downtown Detroit in 2002.

Ford's vision of a downtown stadium had perhaps its finest moment to date when it played host to Super Bowl XL in February 2006. It received extraordinary reviews by the international community.

In addition to developing new homes for the team to practice and play, Ford played a vital role in Detroit's bid for Super Bowl XL. Through his leadership, the Ford Family, the Lions and Ford Motor Company were integral in Detroit's impressive hosting of Super Bowl XL that exceeded expectations. Overall, there was a \$260 million economic impact generated by Super Bowl XL, including \$100 million in downtown improvements, \$10 million in emerging businesses—the most in Super Bowl history—and \$6 million in the NFL/Boys & Girls Club Youth Education Town—the largest in the country.

Though satisfied with progress made so far by the development of Ford Field, Ford continues to push for the stadium to become an even greater benefit to the community and its growth.

"Ford Field not only is a strategic asset in that it plays an important role for the success of the Lions, but it also is a critical piece to economic growth for the City of Detroit and this entire region because of all its events that bring hundreds of thousands of people into the city every year.

"First and foremost, as home to the Lions, Ford Field is both a dynamic and unique venue. We believe it provides our fans with the best experience in the NFL and, in turn, we expect our fans to help create the best home-field advantage in the NFL for the Lions.

"Our ability to host Final Fours and Frozen Fours, international soccer events and world-class concerts make Ford Field one of the few "must-play" venues in the nation.

"Our No. 1 priority is to provide every Ford Field patron with an unparalleled fan experience. That will always be our guiding principle and it significantly impacts everything we do."

Since the decision was made to move to downtown Detroit, Ford also wanted to provide a world-class practice facility to complement the team's stadium project. The \$36 million Allen Park facility, which opened in April 2002, has universally been identified as one of the best facilities in the NFL. Its state-of-the-art football facilities, including



an indoor practice facility with a regulation-size field, provide the ideal training center for NFL players and coaches.

In Ford's 16 years in his current role, he has helped the Lions take major steps forward on several fronts. Ford has strongly supported an active community outreach program which has been recognized as the best of any team in all of professional sports.

Through Ford's support, Detroit Lions Charities, which has awarded nearly \$6 million in total donations during its 21-year history, continue to serve Detroit and the State of Michigan. Featured among the Lions' philanthropic efforts is the collaborative effort with Detroit Public Schools and Communities in Schools of Detroit to open the Detroit Lions Academy. The school, which opens its doors for its 11th year this fall, offers an alternative school environment for approximately 125 sixth, seventh and eighth grade students. Ford has been a significant supporter of the team's contribution in numerous other community programs, such as the sponsorship of the Think Detroit PAL youth football program—one of the nation's largest tackle football leagues.

Involvement in the community does not stop at the team's community outreach and charitable contributions, as Ford also emphasizes the importance in growing the game of football and the development of youth. The Detroit Lions Youth Football program is one of the most extensive youth sports programs operated by a professional sports team. From numerous youth camps held statewide to coaching clinics, the goal of the program is to impact children's lives on and off the field through the game. Ford believes it is valuable to grow youth's interest in football and assist in the development of youth coaches.

Under Ford's direction, the team has launched one of the most aggressive business operations in all of sports. Many elements to this are derived primarily from events held at Ford Field and the benefits generated from both Lions games and other ancillary events. Ford ensures that every aspect of the team's business operations ultimately focus on the impact they have on the Lions' ability to win.

Over the years, Ford's leadership has generated several key business initiatives. Allowing fans greater opportunities to attend Lions games has always been a priority for the Ford Family, and that includes offering several fan-friendly ticket options that enables a larger number of fans to experience the Lions and the NFL in-person.

In 2009, the team introduced comprehensive changes to the team's brand that includes a new, fierce-looking logo and other unique branding elements. That same year the organization re-vamped the Lions merchandise operations with a strong emphasis on improving customer service.

Another area that Ford emphasizes progressive growth includes the digital and social media, which allows the team, through various mediums, to connect and communicate directly with its fans and to reach them on multiple platforms.

Since Ford assumed his role with the club, the Lions became one of the first pro sports teams to launch its own website. The team also entered into a partnership with CBS Radio (formerly Infinity Broadcasting), a relationship it extended in 2009, for the Lions' radio broadcast rights and started production on weekly radio and television shows that air throughout the season.

Beyond football events that range from the NFL all the way down to youth football, Ford Field hosts some of the largest sporting and entertainments events in the nation.

Ford Field has hosted two of the biggest events in the history of college athletics. In 2009, Ford Field hosted the NCAA Men's Basketball Final Four, a first for downtown Detroit, which shattered tournament attendance records, provided the Metro Detroit area with a \$30-50 million economic boost over the weekend and provided a number of community outreach initiatives that will have a lasting impact on the city of Detroit. An example of those outreaches was the newly-created legacy program that established early learning and literacy centers in the Detroit community. Ford Field was the host site for the Midwest Regional Finals in March 2008, and the event also broke NCAA Regional and preliminary round attendance records with over 57,000 people attending each session.

In April 2010, the focus was again back on Ford Field as Detroit hosted the 2010 NCAA Men's Hockey Frozen Four. In doing so, Ford Field became the first venue in NCAA history to host the Final Four and the Frozen Four in back-to-back years. The Frozen Four at Ford Field generated record crowds and established a new hockey indoor world attendance record.

In other past roles within the NFL structure, Ford has served on the NFL's Finance Committee and NFL Properties Committee.

Though football remains a passion for Ford, his father and his family, his top priority remains serving as Ford Motor Company's Executive Chairman. His current role is a professional and personal

commitment, as he leads the company founded by his great-grandfather, American automotive pioneer Henry Ford. A member of the Board of Directors since 1988, he assumed the role of Chairman of the Board January 1, 1999. He also served as Chief Executive Officer from October 2001 through September 2006. Additionally, he serves as Chairman of the Board's Finance Committee and as a member of the Sustainability Committee.

Among his many outside leadership roles, he serves as a member of the Board of Trustees of The Henry Ford, Chairman of the Detroit Economic Club, a Member of the Board of Directors of the Business Leaders for Michigan and Chairman of the New Michigan Initiative Committee. He is also a member of the Board of Directors of eBay.

Born in Detroit in 1957, Ford is an avid fly fisherman and car enthusiast, enjoys playing hockey and tennis, and is a black belt in the martial art of Tae Kwon Do. In his spare time, Ford competes in pond hockey tournaments and his team has claimed the USA Hockey Pond Hockey National Championship in recent years. He holds a bachelor of arts degree from Princeton University and a master of science degree in management as an Alfred P. Sloan fellow from Massachusetts Institute of Technology (MIT).

**TOM LEWAND****PRESIDENT**

Tom Lewand, who was named team president December 29, 2008, oversees the team's day-to-day operations and reports to Mr. Ford on all business, organizational and NFL matters. Now in his 17th season with the Detroit Lions, he guides the overall direction of the franchise.

Lewand's fundamental principle is to consistently present the Lions as a first-class organization with a clear sense of mission and direction.

Among his responsibilities, Lewand is the chief player contract negotiator and he oversees all day-to-day business operations of both the Detroit Lions and Ford Field entities. This includes the management of finance, football administration, player development, security, equipment operations, medical staff, ticketing, sales and marketing, public/media relations, broadcasting, human resources, Ford Field operations and administration, acquisition of events and the development of Ford Field's lease space in the stadium's progression as a multi-use facility.

An extremely talented, creative and aggressive businessman, Lewand has held a myriad of positions and responsibilities within the front office during his tenure with the Lions, most recently as executive vice president and chief operating officer.

On a League-wide level, Lewand is involved in several key business and labor issues. He serves on the NFL Management Council's Club Executives Committee and was on the Committee on Revenue Sharing Qualifiers and the Special Committee on League Economics. Lewand represents the organization for all League-level business matters.

Lewand's leadership positions every aspect of the Lions' organization, including Ford Field operations, to significantly impact the Lions' drive for a Super Bowl title. For Lewand, everything from football transactions to Ford Field events influences the team's ability to compete and win.

Working alongside General Manager Martin Mayhew and Head Coach Jim Schwartz, Lewand is leading one of the NFL's most-improved teams.

In January 2009, Lewand and Mayhew completed an exhaustive and thorough search for a head coach that would lead the team on the field. They completed that process with the hiring of Schwartz, who brought to the organization impressive results as a defensive coordinator as well as experience in player personnel. Schwartz's philosophy on the game and how to build a successful team, along with his contributions to winning organizations and working under successful coaches, made him the right choice for the Lions' new head coach. The hiring of Schwartz has brought stability to the coaching staff and tremendous development on the field as the team continues to move in the right direction.

During his tenure with the Lions, Lewand has negotiated player contracts totaling more than \$1.3 billion.

Over the past two years, Lewand has completed two of the most extensive and complex contract negotiations by inking Lions QB Matthew Stafford and DT Ndamukong Suh, who earned Rookie of the Year honors, to their rookie contracts. Stafford's contract occurred within just a few hours of the 2009 NFL Draft allowing the team to sign the first overall pick prior to the draft. Suh's contract was the largest by a drafted player who did not play quarterback in NFL history. Both players are set to lead this franchise, offensively and defensively, for years to come.

Lewand's additional contract highlights include: the Lions' last 19 first-round draft choices, RB Barry Sanders' last NFL contract, the contracts of several Pro Bowl players and recent key free agent acquisitions.

On the business side, Lewand constantly evaluates and reviews opportunities to grow the team's operations in order for those to impact the team's ability to win on the field.

One area of improvement that occurred last season was growth in season ticket holders and ticket sales. In 2010, the team sold out seven of eight home games, which tallied the combined totals of sellouts in 2008 (3) and 2009 (4). The introduction of numerous fan-friendly and family-oriented ticket options has greatly improved attendance at all Lions games. In fact, attendance to Lions games in 2010 increased 14-percent last year. It was the largest increase by any NFC team and Detroit was one of only two teams in the NFL to

experience a double-digit increase in ticket sales.

The interest in the Lions not only grew at the gate but in viewership as well. Television ratings for Detroit Lions games increased 37 percent in 2010, and the overall ratings for the season were the highest in five years. As the team ended the year on a high note with a four-game win streak, so did the TV ratings. The Lions ratings (27.9) during their 20-13 win over Minnesota at home were the highest for the team in a Week 17 game since 1998.

In 2009, he completed two major initiatives that continue to help transform the Lions business operations. The Lions unveiled a new comprehensive brand that launched changes to the team's logo and uniforms, a new team logotype and font and streamlined branding elements. The evolution of the Lions brand is the most complete and all-encompassing modification in franchise history. The new brand now extends beyond the logo on the helmet and presents a consistent visual identity in new, versatile and distinctive ways.

Additionally, the team is now partnered with MainGate on a 10-year exclusive retail and merchandising agreement. The partnership focuses on providing greater service to Lions fans and consumers and includes significant improvements to the organization's retail operations. Headlining the overhaul was the re-vamped team store at Ford Field, now known as "Lions Pro Shop," and the re-launch of the Lions' online store, Detroitlionsstore.com.

Under Lewand's guidance and direction, Ford Field has become the crown jewel of downtown Detroit and serves as a cornerstone in the city's urban renewal and revitalization efforts. The facility opened to rave reviews in 2002, with the publisher of the Detroit Free Press stating that Ford Field "tells [Detroiters] who we are and suggests what we can be. Now it's up to the rest of us to create a downtown and a city that matches the vision Ford Field realizes."

Few venues are able to host and execute the variety of large-scale events as does Ford Field.

Ford Field shined in 2006 when the city of Detroit hosted Super Bowl XL. Lewand served as the point person for the Lions and Ford Field on the Host Committee for Super Bowl XL, and he was among the key figures leading the city's hosting of the game and events surrounding Super Bowl XL, which was widely-acclaimed as successful and critical to Detroit's future growth. Super Bowl XL injected a \$260 million economic boost to the Metro Detroit region.

Behind Lewand's leadership, Ford Field once again stepped to the forefront in April 2009 as Detroit, for the first time, hosted the NCAA Men's Basketball Final Four. The championship culminated six years of planning, including Lewand representing the organization in a partnership with the NCAA to present the Final Four in a groundbreaking manner that has set the standard for all future sites.

The event featured a center-stadium configuration that utilized the entire stadium seating structure along with customized risers. Ford Field broke long-standing records, including: attendance for Final Four Friday (nearly 30,000), the National Semifinals (72,456) and National Championship game (72,992). Overall, a record 145,378 fans attended the Final Four. By hosting the Final Four, Ford Field was the centerpiece for a weekend that had an estimated \$30-50 million impact on the city of Detroit. Attendance records were not only set inside Ford Field, but the ancillary events, such as Hoops City, set their own records as well. All of these events generated a tremendous opportunity for both residents and visitors to enjoy downtown Detroit over a five-day period.

Paced by Lewand's leadership, the organization followed up that tremendous accomplishment with the highly successful hosting of the 2010 Men's Hockey Frozen Four. Like the basketball championship, Ford Field allowed the NCAA to elevate one of its marquee events to even greater heights. For the first time, the 2010 Frozen Four was held in a large-stadium venue with the portable ice configuration set-up used in the NHL's annual Winter Classic. The championship garnered record crowds (34,954 for the National Semifinals and 37,592 for the National Championship) that not only set NCAA Frozen Four records but world indoor hockey records as well.

Ford Field became the first venue to host the Men's Final Four and the Men's Frozen Four in back-to-back years.

In April 2007 Ford Field hosted WWE's Wrestlemania 23 that set a new Ford Field all-events attendance record (80,103) and had a \$25 million impact on the Metro Detroit area.

Additionally, Lewand continues to lead in the development of Ford Field events, including college football (Division I regular season games, MAC Championship and the Little Caesars Pizza Bowl), MHSAA high school football, concerts, motorsports and various trade shows. Few stadium venues in the U.S. host as many football events of all levels as does Ford Field, filling virtually every weekend in the Fall.

This past June, Ford Field hosted the opening round of the 2011 CONCACAF Gold Cup with two soccer matches between Panama and Guadeloupe and the United States and Canada. The opening round match was the first soccer game played by the U.S. Men's National Team in the Metro Detroit area since the World Cup in 1994, and it drew the largest crowd for a U.S. match in the Gold Cup opening round since 2003.

Lewand possesses a strong educational background, having received a Bachelor of Arts degree from the University of Michigan in 1991, and completing both his Juris Doctor at the University of Michigan Law School and his Master's degree in business administration from the University of Michigan Business School in 1996. Lewand aided the Michigan football program in various capacities on a volunteer basis while attending the school. He also worked for the Lions on a part-time basis while completing work on his graduate degrees.

In 1991, Lewand served as an environmental advisor for the Governor of Indiana, Evan Bayh. Following a year in that position, he entered graduate school at Michigan. He spent time working for the law firm of Dickinson Wright in Detroit, and the Chicago law firm of Kirkland and Ellis. In the summer of 1993, he worked in the White House in the Counsel's Office for Presidential Personnel.

Lewand's family history is entrenched in the Detroit area community. His father, F. Thomas Lewand, works as an attorney and was both the Chief of Staff for former Governor James Blanchard and the Chairman of the Michigan Democratic Party. His late grandfather, Joseph B. Sullivan, was a judge in the Michigan Court of Appeals and was the deputy mayor of Detroit in the 1960s.

Lewand is active in the community, acting as Past Chairman of the Detroit Metro Convention and Visitors Bureau and serving on the Boards of Directors of the Detroit Zoological Society, the Downtown Detroit Partnership, the Detroit Economic Growth Corporation and the Parade Company. He also is on the Corporate Advisory Board for the University of Michigan's Ross School of Business. Lewand was named as one of Crain's Detroit Business "40 Under 40" in 1998, which honored and recognized 40 top business people in the Detroit area under the age of 40. Lewand has also been recognized nationally twice, in 2003 and 2005, by the Sports Business Journal as one of the top "40 under 40" sports executives in the United States.

He and his wife, Suzanne, have four daughters: Cayleigh, Paige, Shannon and Erin.

## MARTIN MAYHEW

### SENIOR VICE PRESIDENT & GENERAL MANAGER



Martin Mayhew, now in his 11th season with the Lions, was promoted to general manager December 29, 2008 and reports directly to Mr. Ford on all football matters.

Mayhew, the team's executive football decision-maker, is building the Lions through a plan that focuses on developing a physically-tough football team. Mayhew adamantly believes that the players that will lead the Lions will be smart players with great football character.

The process of improving the Lions success on the field began to take shape in January 2009 with the team's search for a new head coach. Along with President Tom Lewand, Mayhew searched for the right coach who shared his philosophies with the following characteristics: strong communication and leadership skills, a track record of success in the NFL, demonstrated ability to overcome adversity, the right mixture of youth and experience, and a coach with enthusiasm and energy for the challenge ahead.

The search concluded with the hiring of Jim Schwartz, who served eight years (2001-08) as the Tennessee Titans defensive coordinator before coming to Detroit. Schwartz is unique because he brings tremendous experience as a coordinator and position coach in the NFL, but he also previously worked in player personnel when he began his NFL career. These attributes appealed to Mayhew, and both have worked in concert on free agency and the draft—critical areas that will significantly impact the Lions' success.

Along with the coaching staff, Mayhew re-organized the team's player personnel department. From the start of the 2009 offseason, the team set out to add a personnel executive who was successful in overseeing both pro and college scouting in the NFL. That was completed with the hiring of James "Shack" Harris, who now has worked 24 years in scouting including six seasons as Jacksonville's vice president of player personnel. Along with the hiring of Harris, the Lions' player personnel department, under Mayhew's direction, underwent a geographical realignment that improves the team's scouting operations.

In his role as general manager, Mayhew oversees the player personnel department, including college and pro scouting, and plays an integral role in the coordination of the team's salary cap objectives and negotiation of player contracts. Mayhew and Lewand collectively work on all team matters pertaining to the NFL Collective Bargaining Agreement and League policies and procedures.

Along with free agency and the draft, Mayhew utilizes every resource, such as trades and the league's waiver wire process, year-round to improve the team's roster from top to bottom.

Proof of Mayhew's approach is the change to the team's roster over the past two years. The 2010 opening day active roster included only 14 players (74-percent turnover) remaining with the club from two years prior, including four regular starters.

For the organization, adding productive leaders to both sides of the ball remains a top priority. This past season, key signings for the Lions included unrestricted free agents DE Kyle Vanden Bosch and WR Nate Burleson. Their contributions on the field were quite notable last season, and what they brought to the team's locker room was immeasurable. Vanden Bosch was voted the team's defensive captain last year, and he was a key component to the Lions much-improved defensive front. He finished the season with 49 tackles and four sacks before missing the final five games with a neck injury. On offense, Burleson added an additional play-making threat opposite Pro Bowl WR Calvin Johnson as he caught 55 passes for 625 yards and recorded six touchdowns. He also used his experience and guidance to help improve the team's offense. The abilities and leadership of Vanden Bosch and Burleson will be valuable assets for the Lions in 2011.

In Mayhew's first 31 months (October 2008-April 2011) after assuming the role of general manager, he completed 19 trades for personnel or draft picks, including 10 in 2010.

Several veterans acquired by Mayhew via trade have contributed to the Lions as starters or improved the team's depth, including: DT Corey Williams, QB Shaun Hill, CB Chris Houston, DE Lawrence Jackson, G Rob Sims, TE Tony Scheffler and CB Alphonso Smith. Hill, Sims and Scheffler were all signed to contract extensions in 2010.

Two of Mayhew's trades generated additional first round draft picks in 2009 and 2010. It marked the first time in franchise history



that the Lions have made two selections in the first round of the draft in back-to-back seasons. Those additional picks allowed the Lions to draft TE Brandon Pettigrew with the 20th pick in the 2009 NFL Draft and RB Jahvid Best with the 30th pick in the 2010 NFL Draft.

Acquiring talent via trade in the early portion of the draft did not stop in 2011. In the second round of this April's draft, the Lions traded picks to re-enter the second round of the draft to select RB Mikel Leshoure with the 57th overall pick. He was added to the top of the Lions 2011 draft class that included DT Nick Fairley (13th overall selection) and WR Titus Young (44th overall selection).

The team's 2009 and 2010 drafts under Mayhew's direction have generated highly productive classes that include eight players (2009: QB Matthew Stafford, Pettigrew, S Louis Delmas, LB DeAndre Levy and DT Sammie Hill; 2010: DT Ndamukong Suh, Best and S Amari Spivey) who each have started at least nine games over the past two years.

The Lions 2010 draft class was highlighted by both Suh and Best. Suh made an immediate mark on the NFL during his rookie season by being named AP Defensive Rookie of the Year, All-Pro and voted as a starter to the Pro Bowl. He set a Lions rookie record with 10 sacks and became the second rookie defensive tackle to register 10 sacks in the NFL since 1982. His impact was not only felt due to his individual production, but by the improvement of the team's entire defensive line. Best, though he battled through toe injuries throughout his rookie season, led the team in rushing, set a team rookie record for receptions and became the first rookie to score five touchdowns in their first two games since RB Billy Sims in 1980.

Mayhew maximizes his resources in an effort to not only strengthen the team by improving individual talent, but by strengthening each position unit top to bottom. This process is exemplified by the continued development of the defensive line. The Lions front four were not only the most improved in the NFL last year, but have become a position of force for the franchise.

The team's defensive line unit in 2010 accounted for 39 of the team's 44 sacks. They garnered 23.5 more sacks in 2010 than in 2009, and the unit was critical in the entire defense allowing 46.9 yards less per game (highest improvement in NFL) and 125 less points (highest improvement in NFL).

Mayhew bolstered that unit last year by adding veterans Vanden Bosch (unrestricted free agent) and DT Corey Williams (trade) as starters. Suh's addition sent the overhaul over the top with the addition of his skills and production. The four starters, including DE Cliff Avril, were joined by additions from the past two seasons: DE Lawrence Jackson (trade), DE Turk McBride (waivers) and Sammie Hill (draft). While much of the attention was on the production of Suh and leadership by Vanden Bosch, four others (Avril, Jackson, McBride and Hill) all set career high in sacks. During this year's draft, Mayhew added Fairley, the winner of the 2010 Lombardi Award, a consensus All-American and AP SEC Defensive Player of the Year, to that group creating a formidable unit that should make an impact during the 2011 season.

In addition to his duties as general manager, the coordination of all football operations, managed day-to-day by Vice President of Football Operations Cedric Saunders, is under the direction of Mayhew. This includes team travel, training camp operations, security, medical staff, equipment operations, video department and cafeteria staff. Mayhew also works on many of the Lions' football-related legal matters.

In February 2001, Mayhew joined the Lions' front office as senior director of football administration/staff counsel. After illustrating his talents and work ethic for two years, Mayhew was promoted February 3, 2003 to senior vice president of football administration/legal affairs. On October 14, 2004, he was appointed senior vice president and assistant general manager.

Throughout his journey leading up to his current post, Mayhew has kept an eye on the future and has always thought one step ahead, as evidenced by his strategic exposure to several jobs and internships while earning his law degree from Georgetown's Law Center (2000). He is one of two Lions' front office executives with law degrees.

During the 1999 NFL season, while attending law school, Mayhew served a nine-month internship in the Washington Redskins' pro personnel department, which exposed him to the responsibilities of an NFL scouting department. While with the Redskins, he scouted NFL players and late NFL cuts and also assisted in the evaluation of college players for the 2000 NFL Draft. Mayhew also had two separate internship stints with the NFL in both the labor operations and legal departments. In labor operations, Mayhew worked closely with NFL executives on issues involving player contracts and the salary cap. With the legal department, Mayhew assisted the NFL's in-house labor counsel by researching legal issues, digesting cases in preparation for arbitration hearings and drafting legal memoranda related to player

injury and non-injury grievances. He also was exposed to corporate law while working for Akin, Gump, Strauss, Hauer and Feld, L.L.P. in Washington D.C., one of the NFL's primary firms used as outside counsel. At Akin Gump, Strauss, Hauer and Feld, he researched legal issues, wrote legal documents and assisted firm associates and partners in preparation for litigation.

Mayhew played nine years in the NFL as a cornerback for Buffalo (1988), Washington (1989-92) and Tampa Bay (1993-96). He was the Bills' 10th-round selection in the 1988 NFL draft and was a starter on the Redskins' Super Bowl XXVI championship team.

He entered the league after graduating from Florida State with a Bachelors of Science degree in business management. While at FSU, he was a National Merit and Achievement Scholar and earned GTE CoSida Academic All-America honors. He was also a two-sport athlete, lettering on both the Seminoles' football and track teams. Between graduation and the draft, Mayhew was a corporate trainee at First Union National Bank in Charlotte, N.C.

Mayhew has also been extremely involved within the community throughout his professional career. In 1993, while playing for Tampa Bay, Mayhew was given the Chelo Huerta Community Service Award, and the following year he was a nominee for the True Value Hardware Man of the Year. From 1995-96, Mayhew was the Bucs' United Way Spokesperson. Mayhew is a member of the Florida Bar and the Sports Lawyers Association. Additionally, Mayhew is a member of the Board of Trustees for the Henry Ford Museum and Greenfield Village.

For the past three years, he has hosted the Martin Mayhew Youth Football Coaching Academy for approximately 100 coaches from Think Detroit PAL. The purpose of the camp is to provide additional teaching and training tools for coaches so they can continue having a positive and long-lasting impact on the young lives they touch through youth football.

Mayhew and his wife, Sabrina, have a daughter, Sierra, and two sons, Ryan and Justin.



**JIM SCHWARTZ****HEAD COACH**

Years with Lions: 3  
Years as NFL Head Coach: 3  
Years in NFL: 19

When asked about what attracted him to the Detroit Lions head coaching position prior to accepting the job more than two years ago, Jim Schwartz stated, "You're not going to find a more passionate fan base in the NFL than Detroit. You talk about ownership and a commitment to winning—that's critical. Without those two, I don't think it's an attractive opportunity. Detroit offers both of those and more."

Schwartz, 45, provides a unique blend of coaching and player personnel experience to the Lions head coaching position. Having spent the past 18 seasons in the NFL—15 years as a coach and three in player personnel—Schwartz worked his way up from an entry-level football operations position with the Cleveland Browns in 1993 to being named the Lions Head Coach on January 16, 2009.

He began his NFL coaching career as a defensive assistant and quality control coach, progressed to position coach and then succeeded as a defensive coordinator for nearly a decade despite the constant nature of change in today's NFL.

Schwartz, now in his third season as the Lions head coach, is transforming the team by seeking talent based on what he commonly refers to as "multi-dimensional" players. Like his defenses in Tennessee, he firmly believes success is a product of the team's ability to adapt, and all three phases of the game—offense, defense and special teams—are tailored on both personnel and particular game strategies.

Critical in the progress made thus far is Schwartz's insistence on building stability and consistency, and that starts with his coaching staff. The 2011 season will mark the first season in more than a decade (2000) that the club has not made any changes to the head coaching position or any three of its coordinators on offense, defense or special teams. It will be the first time since 2000 the Lions have had the same head coach, offensive coordinator and defensive coordinator for three consecutive seasons.

Schwartz understands the importance of his coordinators. Following his hiring in 2009, Schwartz targeted two highly-regarded former head coaches, Gunther Cunningham (assistant head coach/defensive coordinator) and Scott Linehan (offensive coordinator) to assist him in Detroit. Combined, Cunningham and Linehan have 24 years of experience in the NFL as a coordinator or head coach. Since Schwartz added them to his coaching staff, each has implemented philosophies and schemes that not only fit Schwartz's insistence on adapting to personnel and strategies but they also have provided sound player development. Last year, Schwartz also added Danny Crossman, who previously spent five seasons as special team coach for the Carolina Panthers, to the staff to lead the Lions' special teams units.

In 2010, Schwartz led one of the most-improved teams in the NFL. The Lions finished the season as the only NFC team, and one of four in the NFL, to end the season on a four-game winning streak. Included in those four wins was a 7-3 victory over the Super Bowl Champions Green Bay Packers. That four-game win streak was the first for the Lions since 1999 and it marked the eighth time in team history the team ended with at least four-straight wins with the last occurring in 1995.

Improvements occurred across the board in each of the team's offense, defense and special teams units. Detroit joined the New York Giants, San Diego Chargers and Tampa Bay Buccaneers as the only teams in the NFL to improve in all three key offensive and defensive League rankings (total, rushing and passing) compared to 2009.

On offense, the Lions scored 100 more points (third most improved scoring offense) and gained 639 more yards (fourth-most improved offense) than they did in 2009. The team was one of just seven teams to improve at least nine positions, as they went from 26 in 2009 to 17 last year in total offense. Detroit's passing offense accounted for 642 more yards (fifth-most improved) in 2010 making them one of only three teams to improve their League ranking by nine spots as the Lions went from 21st in 2009 to 12th in 2010.

As the team progressed in total offense, so did its efficiency in the Red Zone. The Lions were second in the NFL in Red Zone Efficiency converting 29 touchdowns in 45 trips (64.4 percent). With 12 more touchdowns than the previous year, Detroit's offense was the third-

most improved unit in Red Zone touchdowns, and they scored the third-highest improvement with 82 more points in the Red Zone.

That offense was led by Pro Bowl WR Calvin Johnson, steady play by three different starting quarterbacks, an effective pass protection unit, a deep and effective group of diverse tight ends, an infusion of young talent at running back and veteran help at the wide receiver position.

Injuries at quarterback forced the team to start Matthew Stafford, Shaun Hill and Drew Stanton in at least three games each last year. The team's passers combined for third in the NFL in completions (383) and attempts (633), 12th in gross passing (4,001) and tied for 11th in touchdowns (26). For the first time in team history, three quarterbacks each registered 20-or-more attempts and a passer rating of 90.0 each in two games during the same season. Each quarterback attempted 90 passes on the season and the team combined for a passer rating of 82.0, marking the first time since the 1993 Miami Dolphins that a team had three quarterbacks each attempt 90 passes in a season and finish with an 80.0 passer rating. The quarterback unit also produced 26 touchdown passes and 16 interceptions for a +10 difference, and Detroit became the first team since Philadelphia in 1993 to start three quarterbacks in a season and compile a +10 TD to interception ratio.

Besides the quarterback play, production and improvement was across the board on offense. Johnson was second in the NFL with 12 touchdowns and ninth in receiving yards (1,120). The offensive line allowed only 27 sacks (tied for sixth-lowest in NFL) as the team threw the third-most pass attempts in the League. Their sacks-per-pass ratio (4.09) was the fifth lowest and the third-lowest allowed by a Lions squad since 1960. In just his second season, Brandon Pettigrew set team single-season records for Lions' tight ends with 71 receptions and 722 receiving yards. Pettigrew also finished third among NFL tight ends in receptions. Pettigrew and TE Tony Scheffler combined for the second-most catches (116) among NFL tight end duos. In the backfield, rookie RB Jahvid Best set a team rookie record with 58 receptions, led the team in rushing and became the first NFL rookie to score five touchdowns in their first two games since Lions RB Billy Sims in 1980.

Defensively, the Lions featured the most-improved unit in all of the NFL—the defensive line. The re-built unit featured starters DE Kyle Vanden Bosch (unrestricted free agent acquisition), DE Cliff Avril, DT Corey Williams (acquired by trade), and rookie DT Ndamukong Suh (selected second overall in 2010 NFL Draft). Suh earned Defensive Rookie of the Year and All-Pro honors, and he was voted a starter in the Pro Bowl as a rookie. Though opponents threw the ball less against the Lions than they did in 2009, the Lions picked up 18 more sacks, which accounts for a 3.28 percent increase from the previous season for the ratio of sacks per pass plays.

Of the Lions 44 sacks, 39 were attributed to the defensive line, 23.5 more than the Lions defensive line accounted in 2009—the most improvement among any defensive line unit in the NFL. The line was also the most-improved unit in the League in regards to sack yardage and the group was responsible for 179 more yards of sack yardage.

On his way to capturing numerous post-season accolades, Suh dominated during his rookie season leading all rookie and all defensive tackles with 10 sacks, and led all defensive tackles with 66 tackles. He also tackled on an interception and returned a fumble for a touchdown. He set the Lions rookie sack record and became only the second rookie defensive tackle in the NFL to record 10 sacks since the sacks became an official stat in 1982. Suh's size, strength, stamina and ability to get to the quarterback has made him one of the team's key building blocks on defense for years to come.

The team's defense improved overall as a unit as well. In defending the pass, the defense was the most-improved unit in the NFL following 751 less yards (46.9 yards per game) than in 2009. It was also the NFL's most-improved unit in points allowed giving up 125 points less (7.8 points per game) than the year before. In total yards allowed, it was the fourth-most improved defense yielding 777 yards less than in 2009. Detroit was one of six teams to improve their overall total defense ranking by 11 spots (32 in 2009 to 21 in 2010), and they were one of just three teams to improve their pass defense by 16 (32 in 2009 to 16 in 2010).

Among the team's defensive highlights in 2010 occurred during the team's four home victories. In those four wins, the defense allowed a total of two touchdowns, and it did not yield a touchdown in wins vs. St. Louis (10/10), Green Bay (12/12) and Minnesota (1/2).

The improvement was not only produced on offense and defense, but there was significant progress on the team's special teams units in virtually every aspect. KR Stefan Logan, who earned Pro Bowl alternate honors, was one of those catalysts as the team's kick returner. Detroit had the League's third-best improvement



on kickoff returns, gaining 3.5 yards per return more in 2010. Logan finished second in the NFL in total kick return yards (1,810) and was the only player to finish in the Top-5 in both kickoff return average (26.8) and punt return average (12.1). Logan tied a franchise record with a 105-yard kickoff return in the team's win over St. Louis (10/10).

With respect to the cover units, the Lions were much more improved in that area as well. The team's kickoff return unit allowed 2.7 yards less per kickoff return last year (fourth-best improvement). S. John Wendling, who was also named an alternate to the Pro Bowl as a special teamer, led the entire NFL with 24 special teams tackles.

Schwartz' kicking units also persevered in the second half of the season as the team continued to produce despite missing K Jason Hanson for the most extended time in his 19-year career. Dave Rayner stepped in for Hanson and nailed 13-of-16 field goals (81.3 pct.) in the team's final eight games, including his final seven attempts. Rayner was critical in the Lions win at Tampa Bay in December as he became the first kicker in team history to hit a field goal on the final play of regulation and then win the game in overtime on a game-winning kick. During the team's four-game win-streak to end the season, Rayner was 6-of-7 on attempts with his only miss coming on a 55-yard attempt.

Additionally, the across-the-board improvement was shown in the team's ability to secure the football and generate turnovers. In 2010, Detroit registered 29 takeaways and 25 giveaways for a +4 turnover margin and had a difference of +22 in turnover margin when comparing the past two seasons—the biggest improvement in the NFL.

The Lions were the most-improved team in terms of giveaways as well, as they gave the ball away 16 less times than they did in 2009. Among the team's giveaways, 16 occurred via interception, an improvement of 16 picks from the year before (32 in 2009). They were the second-most improved club in terms of throwing interceptions and were one of only two teams to throw at least 10 interceptions less than the year before. They accomplished that while starting three different quarterbacks.

While the Detroit Lions made the 2010 season notable for the franchise's overall improvement, Schwartz understands that the most important element is winning more games. "Nothing is going to detract or take us away from where we're going as a team," Schwartz remarked just prior to the team's four-game winning streak last season. "This team has great things ahead of it. There is no question in any one of our minds that this team has great things ahead."

Before his tenure in Detroit began in 2009, Schwartz spent 10 seasons with the Tennessee Titans, including eight (2001-08) as defensive coordinator. While with the Titans, he worked under Head Coach Jeff Fisher, who was one of the most successful coaches in the NFL for 16-plus seasons (1994-2010). In 2008, Schwartz's defense guided the Titans to an NFL-best 13-3 record and an AFC South title. The Titans' defense finished the season ranked in the top 10 in several key defensive categories, including: defensive points allowed (third, 14.2), total yards allowed (seventh, 293.6), rushing yards allowed (sixth, 93.9), passing yards allowed (second, 161.0), third down percentage allowed (6th, 35.0) and sacks (fifth, 44).

Tennessee's defense was one of only six teams to finish among the top 10 in the league in both rushing yards and passing yards allowed.

As the Titans' defensive coordinator since 2001, Schwartz's defensive unit held firm in two major categories that factored significantly in the team's overall success: rushing defense and third down conversion. From 2001-08, Tennessee ranks fifth in rushing yards allowed per game (103.5) and sixth in third down conversion (36.1). Through 2008, the Titans allowed just nine rushers over 100 yards through 64 home games.

During his tenure as defensive coordinator, the Titans claimed two AFC South titles (2002 and 2008), earned two other AFC Wild Card spots (2003 and 2007), and in four seasons finished with 10 or more wins, including 2002 (11-5), 2003 (12-4), 2007 (10-6) and 2008 (13-3).

In Schwartz's last two seasons (2007-08) in Tennessee, the Titans claimed 23 victories and their winning percentage of .719 (23-9) was the third-best in the NFL. They are one of only three teams (New England and Indianapolis) with 23-or-more wins. From 2006-08, the Titans record was 31-17 (.646), which was tied for the fourth-best record in the league.

The Titans 2007 defense helped rejuvenate the team and led the team's return to the playoffs. Among the NFL's rankings, Schwartz's defensive unit completed the season among the league best in the following categories: total yards allowed (fifth, 291.6), rushing yards allowed (fifth, 92.4), passing yards allowed (10th 192.2), defensive points allowed (17.3, 7th), first down yards per play allowed (4.34, first), sacks (40, seventh) and takeaways (34, sixth).

The Titans limited three teams in 2007 under 200 total offensive

yards, and All-Pro RB LaDainian Tomlinson was held to the lowest rushing total of his career (42) with 20 or more carries in the Titans' playoff game at San Diego.

Schwartz managed a defense that, much like the rest of Tennessee's team, was in transition during the 2005 and 2006 seasons. That unit replaced seven regular starters from the 2004 squad with new and, often younger, talent. Schwartz's defense held their own throughout the process, and one example of that was when Tennessee held the Super Bowl Champion Indianapolis Colts and their high-powered offense in 2006 to a combined 31 points in both games, the lowest tally allowed by a Colts division opponent in the history of the AFC South.

In 2005, the Titans defense was one of the youngest defenses in the NFL with their average years of experience being only 3.5 years. That defense included 20 starting rookie cornerbacks for only the second time in the team's 46-year history, and the unit ranked eighth in third down percentage allowed (35.5), ninth in sacks (41) and second in three-and-out drives (31.3 pct.).

For just the second time in franchise history, and first since 1993, Schwartz put together a defense that finished first in the NFL in rushing defense. Finishing in the top 10 in rush defense extended the team's streak of nine consecutive seasons ranked in the top 10. That nine-year streak was also the longest streak in the league at the time.

As remarkable as it was for the Titans defense to finish first in rushing yards allowed, it was even more remarkable of a feat considering the talented rushers they faced nearly week-in and week-out. That year, the Titans faced eight (total of 10 games) of the NFL's top 13 rushers who combined for 12,018 yards on the season. The Titans' defense dominated the league's leading rusher, Ravens RB Jamal Lewis who rushed for over 2,000 yards that season, in the AFC Wild Card game as the team held Lewis to just 35 yards. It was Lewis' second-lowest career single-game rushing tally as a starter in the NFL through that year.

Combined with the stellar rushing defense was the strong effort by the defense on third down, once again proving a common theme of Schwartz's defense. The Titans led the league in third down defense by allowing an opponent conversion percentage of 27.7. It was the lowest in franchise history and the lowest in the NFL since 1998 (Oakland Raiders, 26.3).

Beyond those two categories the Titans defense ranked fourth in the AFC in red-zone defense (43.9 pct.), fifth in the AFC in takeaways (34) and it recorded the most interceptions (21) by a Titans defense since 1995.

In just his second-year as the Titans defensive coordinator, Schwartz's defense finished in the top 10 as they persevered through a season which they lost All-Pro DE Jevon Kearse to injury and added six new defensive starters. In 2002, the Tennessee defense finished fifth overall in defensive points allowed (282).

Prior to his eight seasons as the Titans defensive coordinator, Schwartz contributed to the Titans defense as the linebackers coach where he also coordinated the team's third down package in 2000. That year, the Titans led the NFL in opponent third down efficiency by allowing a league-low 30.8 percent. He also was instrumental in the integration of newly-acquired linebacker Randall Godfrey into the Titans defensive scheme, as he set career highs in tackles (169) and interceptions (2).

Schwartz originally joined the Titans in 1999 as defensive assistant/quality control. In his first year with the club, the team claimed the AFC Championship and earned a berth in Super Bowl XXXIV.

Before joining the Titans in 1999, he spent three years (1996-98) as a defensive assistant/quality control coach with the Baltimore Ravens. During his tenure in Baltimore, he also coached the team's outside linebackers. After the Cleveland Browns moved to Baltimore following the 1995 season, Schwartz made the transition from player personnel to coaching. From 1993-95, he worked in the Browns' player personnel department, serving as both a college and pro scout. During his time with the Browns, he also assisted the coaching staff, headed by Bill Belichick, on defense with film breakdowns and scouting reports.

In addition to his pro coaching and scouting experience, Schwartz worked on the college level for four years before moving onto the NFL. He began his coaching career as a graduate assistant coach at the University of Maryland, tutoring the Terrapins' linebackers from 1989-90 and then served as graduate assistant at the University of Minnesota (1990-91). He became a position coach in the secondary at North Carolina Central (1991-92) before moving to Colgate (1992) as linebackers coach.

The Baltimore, Md., native was a four-year letter winner as a linebacker at Georgetown University, where he earned a degree in





economics. He received Distinguished Economics Graduate honors at Georgetown, and in 1989 he earned numerous honors that include Division III CoSIDA/GTE Academic All-America, All-America and team captain.

In the community, Schwartz supports the Juvenile Diabetes Research Foundation International and stresses the importance of giving back through entities like Detroit Lions Charities. For the past two years, Schwartz served as chairman of the Detroit Lions Invitational Golf Tournament and was the co-chairman for the Lions Celebrity Bocce Ball Tournament in 2010.

Schwartz and his wife, Kathy, have twins Christian and Allison along with a younger daughter Maria.

## SCHWARTZ'S COACHING BACKGROUND

<b>Detroit Lions</b> .....	<b>2009-</b>
Head Coach.....	2009-
<b>Tennessee Titans</b> .....	<b>1999-2008</b>
Defensive Coordinator.....	2001-08
Linebackers Coach/Third Down Package.....	2000
Defensive Assistant.....	1999
<b>Baltimore Ravens</b> .....	<b>1996-98</b>
Defensive Assistant.....	1996-98
<b>Cleveland Browns</b> .....	<b>1993-95</b>
College/Pro Scout.....	1993-95
<b>Colgate University</b> .....	<b>1992</b>
Linebackers.....	1992
<b>North Carolina Central</b> .....	<b>1991</b>
Secondary.....	1991
<b>Minnesota</b> .....	<b>1990</b>
Graduate Assistant.....	1990
<b>Maryland</b> .....	<b>1989</b>
Graduate Assistant.....	1989



## GUNTHER CUNNINGHAM

**Assistant Head Coach/  
Defensive Coordinator**

**Years with Lions: 3; Years in NFL: 30**

Cunningham is a 42-year coaching veteran on the college and pro levels, including the past 29 seasons in the NFL. He has been a defensive coordinator in the league for 12 seasons and a head coach (Kansas City, 1999-2000) for two. Cunningham has also worked with linebackers and defensive linemen for 16 of his seasons in the pros. As a coach in the NFL, Cunningham has earned the respect of both his peers and players for his intense and straightforward approach to coaching. He is known as a strong motivator who emphasizes the importance of an aggressive and hard-hitting defense. Additionally, Cunningham also brings the elements of being a talented defensive teacher and tactician.

## LIONS COACHING HIGHLIGHTS

The Detroit Lions had one of the most improved defenses in the NFL. Detroit was one of six teams to improve their overall total defense ranking by 11 spots (32 in 2009 to 21 in 2010), and they were one of just three teams to improve their pass defense by 16 (32 in 2009 to 16 in 2010).

- In the passing game, the defense was the most-improved unit in the NFL, allowing 751 less yards (46.9 yards per game) than in 2009.
- Detroit was also the most-improved defensive unit in the League in points allowed with 125 points fewer (7.8/game) than the previous season.
- The Lions defense was the NFL's fourth-most improved unit in regards to total yards allowed, giving up 777 yards less than in 2009, which equates to 48.6 less yards per game.
- In Week 13, the defense was instrumental in the team's 7-3 win over the eventual Super Bowl Champion Green Bay Packers as they held the Packers to 0 points in the first half. The Lions allowed a season-low 258 total yards and a season-low 66 rushing yards.
- Detroit's defense forced 29 takeaways (14 interceptions, 15 fumble recoveries) in 2010, six more than the year before, which made them eighth-most improved unit in the NFL in 2010.

The Lions defense is being built around young playmakers and improved by quality veterans. Cunningham believes in putting tremendous pressure on opponents upfront, and the team's front four, led by 2010 Rookie of the Year and All-Pro DT Ndamukong Suh and 11-year veteran DE Kyle Vanden Bosch, is beginning to make its mark in the League. That unit will lead the way for the Lions defense in the foreseeable future.

The success by a defense many times can be measured by pressure and turnovers. Cunningham's defense in 2010 registered 44 sacks – the sixth most in the NFL – and 25 takeaways. These elements continue to improve as the team adds talent to all three units on defense.

From 2004-08, Cunningham served as the Kansas City Chiefs defensive coordinator during his second stint with the organization. In 2008, he also coached the team's linebackers as the Chiefs' defense began a transition with six new starters and endured numerous injuries throughout the season. From 2004-07, his imprint on the defense was prevalent in several areas.

In 2007, Cunningham's defense ranked in the top five in nine different defensive categories, including a league-high in third-down defense (30.2 pct.), negative plays forced (121) and 10+ play drives (1). The Chiefs ranked second in allowing touchdowns on defensive possessions (37.2 pct.) and in Red Zone defense (37.2 TD pct.). Kansas City was third in the league by allowing just 28 offensive touchdowns, the lowest tally for the team since 1997. The defense allowed 18.6 offensive points per game, the lowest for the Chiefs since 1999.

Overall, Kansas City's pass defense ranked fifth in the NFL in 2007 allowing only 188.9 yards per game. They also tied for fifth in three-and-outs forced (47) and first downs allowed (278).

After just two seasons following his return to Kansas City, Cunningham improved the Chiefs rushing defense that ranked 30th in the league in 2003 (146.5 yards allowed per game) to seventh in the NFL in 2005 (98.1 yards allowed per game). The 98.1 rushing yards allowed per game was the lowest the Chiefs yielded since 1997. In 2005, the Chiefs were ninth in Red Zone defense (46.7 TD pct.) after ranking 27th the previous season. They also tied for the second highest tally of forced fumbles that year with 33.

In 2004, Cunningham began the process of improving the team's



defense as Kansas City tied for seventh in the NFL with 41.0 sacks, the club's best total since 2000, Cunningham's last year as Kansas City's head coach.

Cunningham coached alongside Schwartz in Tennessee (2001-03) under Head Coach Jeff Fisher. He served as the Titans assistant head coach/linebackers. In those three seasons, the Titans defense helped the franchise earn two playoff berths. From 2001-03, the Titans led the league in rushing yards allowed (86.5 yards per game) and were third in opponent's third down percentage (33.6). In 2003, Tennessee's defense led the NFL in both rushing defense (80.9 yards per game) and opponent's third-down percentage (27.7). That year, LB Keith Bullock earned a spot in the Pro Bowl under Cunningham's tutelage as his position coach.

As head coach for the Kansas City Chiefs from 1999-00, Cunningham compiled a record of 16-16 (.500). In 1999, the Chiefs were 9-7 and tied with the Seattle Seahawks with the best record in the AFC West but lost out on a playoff tie-breaker. Cunningham became the first coach in Chiefs' history to claim nine wins in his first season as Chiefs' head coach. In 1999, the Chiefs led the NFL with a +21 turnover margin and set a team record for scoring nine defensive touchdowns. In his two seasons, his club was 4-0 against Denver and defeated the defending Super Bowl Champion St. Louis Rams, October 20, 2000, 54-34, in a high-scoring affair.

As defensive coordinator for the Chiefs from 1995-98, the defense was a key cog in Kansas City compiling a 42-22 (.656) record, including a 23-9 record (.719) against the AFC West. In those four seasons, the Chiefs allowed a NFL-low in offensive points (16.4 points per game), and led the league in scoring defense during the 1995 (15.1 points per game) and 1997 (14.5 points per game) seasons. Cunningham's defenses were critical in Kansas City producing an AFC-best +30 turnover margin from 1995-98, as they were responsible for 127 takeaways. They also scored 77 points on 10 touchdowns and four safeties. The Chiefs produced 172.0 sacks over those four years, a total which ranked third in the AFC and sixth in the NFL over that span.

The 232 points allowed by the Chiefs in 1997 was a franchise record for a 16-game season. That season, they set a NFL record, previously held by the 1934 Detroit Lions, by not permitting a second half touchdown in 10 consecutive games. They led the AFC in interceptions (21) and total takeaways (34), and ranked second among NFL teams in opponents' third-down percentage (31.6). Kansas City's 54.0 sacks in '97 were the second-highest total in team history, leading the AFC and ranking third in the NFL.

In '95, Kansas City's defense was even better in terms of actual offensive points allowed as opposing offenses scored an average of just 12.9 points per game, and they were ranked second in the entire league by allowing just 284.3 yards per game. They also ranked third in rushing defense (82.9 yards per game). Additionally, the Chiefs led the league in scoring defense, turnover margin (+12), touchdowns allowed (23) and yards allowed per play (4.3).

Cunningham not only has compiled great defensive units, but he has coached and mentored several Pro Bowl and All-Pro players. He shared a special bond as a mentor to the late, great nine-time Pro Bowl LB Derrick Thomas, who concluded his illustrious career as the all-time leading sack artist in Chiefs history with 126.5 QB takedowns. Cunningham served as Thomas' position coach in '97, helping him earn his final Pro Bowl invitation. He also coached DE Neil Smith (second in Chiefs history with 86.5 sacks) and DE Jared Allen, who earned his first spot in the Pro Bowl after the 2007 season when he lead the league in sacks with 15.5. Another defensive linemen who excelled under Cunningham was DT Dan Saleaumua. He was named to the Pro Bowl in 1995 after anchoring the team's defensive front.

In the secondary, CB Dale Carter and CB James Hasty were the most formidable cornerback tandem in Chiefs history, as they combined for six Pro Bowl berth, and each intercepted 21 passes.

Prior to his arrival in Kansas City, Cunningham spent four seasons (1991-94) with the Los Angeles Raiders, as linebackers coach (1991), defensive coordinator (1992-93) and defensive line coach (1994). As the Raiders defensive coordinator, his defense ranked ninth in the NFL both seasons, and they allowed a NFL-low 11 touchdowns passes in 1992.

Cunningham was the San Diego Chargers defensive line coach for six seasons (1985-90) after originally being hired by the team's player personnel department. During those six seasons, the chargers led the AFC in sacks three times and garnered a club record 62.0 in 1986. As the defensive line coach, he developed DE Lee Williams and DE Leslie O'Neil into Pro Bowl players.

In 1982, Cunningham entered the NFL coaching ranks when he joined the Baltimore Colts coaching staff, learning from the late Bud

Carson. He was the team's defensive line/linebackers coach from 1982-84. Before entering the NFL ranks, his previous pro coaching experience was as the defensive line/linebackers coach for the CFL's Hamilton Tiger-Cats in 1981 with head coach Frank Kush who also hired Cunningham in Baltimore.

As a college coach, Cunningham's last stop was at California. Cunningham coached the Bears defensive line from 1979-80, the linebackers in 1978 and secondary in 1977.

Prior his stop in Berkeley, Cunningham coached at Stanford from 1973-76. He was hired by Head Coach Jack Christensen, a Hall of Fame defensive back for the Detroit Lions in the 1950s and a member of the Lions 75th Season All-time Team. While at Stanford, he coached the defensive line from 1974-76 and was the assistant offensive line and freshmen coach during his first year in 1973.

Cunningham worked at the University of Arkansas in 1972 on a staff headed by Frank Broyles that included Joe Gibbs and Raymond Berry.

In 1969, Cunningham began his coaching career at the University of Oregon, his alma mater. He was with the Ducks program for three years from 1969-71 where he began his longtime relationship with another noted defensive coach, George Seifert. Cunningham was a graduate of Oregon and was a linebacker and kicker for the Ducks from 1966-68.

Cunningham played his prep football at Lompoc High School in Lompoc, California. He was then recruited to play at Allan Hancock College by Hall of Fame coach John Madden. Madden left the school prior to Cunningham's freshman year and was replaced as head coach by Ernie Zampese.

Cunningham, who became a naturalized U.S. citizen on April 6, 2010, is just one of four foreign-born individuals in league history to ever serve as an NFL head coach, joining Hugo Bezdek (Cleveland Rams, 1937-38), Jock Sutherland (Pittsburgh, 1946-47) and Al Saunders (San Diego, 1986-88). Born in Munich, Germany, he moved to Greenfield, Mass., at the age of 10 in 1956 with his mother Katharina and his adoptive father, Air Force Sergeant Garner Cunningham.

Cunningham and his wife, Ren e, have two children, Natalie and Adam.

## CUNNINGHAM'S BACKGROUND

<b>Detroit Lions</b> .....	<b>2009-</b>
Assistant Head Coach/Defensive Coordinator .....	2009-
<b>Kansas City Chiefs</b> .....	<b>2004-08</b>
Defensive Coordinator/Linebackers .....	2008
Defensive Coordinator .....	2004-07
<b>Tennessee Titans</b> .....	<b>2001-03</b>
Assistant Head Coach/Linebackers .....	2001-03
<b>Kansas City Chiefs</b> .....	<b>1995-2000</b>
Head Coach .....	1999-2000
Defensive Coordinator .....	1998
Defensive Coordinator/Linebackers .....	1997
Defensive Coordinator .....	1995-96
<b>Los Angeles Raiders</b> .....	<b>1991-94</b>
Defensive Line .....	1994
Defensive Coordinator .....	1992-93
Linebackers .....	1991
<b>San Diego Chargers</b> .....	<b>1985-90</b>
Defensive Line .....	1985-90
<b>Baltimore/Indianapolis Colts</b> .....	<b>1982-84</b>
Defensive Line/Linebackers .....	1982-84
<b>Hamilton Tiger-Cats (CFL)</b> .....	<b>1981</b>
Defensive Line/Linebackers .....	1981
<b>California</b> .....	<b>1977-80</b>
Defensive Coordinator/Defensive Line .....	1979-80
Linebackers .....	1978
Defensive Backs .....	1977
<b>Stanford</b> .....	<b>1973-76</b>
Defensive Line .....	1974-76
Assistant Offensive Line/Freshmen .....	1973
<b>Arkansas</b> .....	<b>1972</b>
Defensive Line .....	1972
<b>Oregon</b> .....	<b>1969-71</b>
Defensive Line .....	1969-71

**SCOTT  
LINEHAN****Offensive Coordinator****Years with Lions: 3; Years in NFL: 10**

Linehan begins his third season as the Lions offensive coordinator after joining the club in 2009. He is now entering his 10th season as an NFL coach, going on 22 years of coaching experience.

**LIONS COACHING HIGHLIGHTS**

The Lions were one of just seven teams to improve at least nine positions in total offense from 2009, as they went from 26th to 17th. In the passing game, they were one of just three teams to improve their ranking by nine spots (21 in 2009 to 12 in 2010).

- Detroit had the third-most improved scoring offense in the NFL, scoring 100 more points than they did in 2009, which accounted for an average of 6.3 more points per game.
- The Lions had the fourth-most improved offense in the NFL in 2010, gaining 639 more yards than they did in 2009 (39.9 more yards per game).
- Detroit's pass offense accounted for 642 more yards in 2010 than it did in 2009, which was a total of 40.1 more yards per game and made the Lions' pass offense fifth-most improved unit in the League.
- Detroit's offense was the NFL's most improved unit in giveaways with 16 less in 2010 (25) than 2009 (41).
- With 16 fewer interceptions in 2010 (16 in 2010 and 32 in 2009), the Lions were the second-most improved club when it came to throwing picks. They were one of only two clubs (Tampa Bay) to throw at least 10 less interceptions when compared to the year before.
- The Detroit offense was the third-most improved unit in Red Zone touchdowns with 12 more touchdowns in 2010 than 2009. That equates to a 17.2 percent difference, which made the Lions' offense the second-most improved unit in Red Zone touchdown percentage as well.
- Detroit had the fifth-highest increase of Red Zone possessions in the League. The Lions had 45 red zone possessions in 2010 compared to 36 in 2009.

Linehan's work with the team's quarterbacks and offense was quite valuable in 2010 as the team started three quarterbacks in at least three games (QB Matthew Stafford, 3 games; QB Shaun Hill, 10 games; QB Drew Stanton, 3 games). As part of his duties directing the Lions offense, he works closely with the development of the team's quarterbacks.

In Stafford's three games, he either won or left the game with a lead. Against Washington (10/31), he led the team to a 37-25 win by tossing four touchdown passes. Overall, he passed for six touchdowns to one interception in his three starts.

Hill registered career highs in completions (257), attempts (416), yards (2,686) and touchdowns (16).

Linehan's continued development of Stanton, the team's third quarterback, paid dividends in December as he started the first two games of the Lions season-ending four game winning streak. Stanton completed the season 2-1 as a starter with career highs in attempts (119), completions (69), completion percentage (58.0), yards (780) and touchdown passes (4).

In 2009, his first season directing the Lions offense, Linehan focused on implementing a versatile offensive attack along with the maturation of the team's young, talented offensive playmakers.

Working directly with the team's quarterbacks, Linehan was instrumental in the growth of rookie quarterback Matthew Stafford, who became one of the youngest players to ever start the season at quarterback in the NFL. Stafford steadily progressed with each outing until injuries slowed him down towards the end of the year. Stafford finished the season ranking near the top of almost every franchise rookie passing record, including first in touchdown passes (13) and second in yards (2,267), completions (201) and completion percentage (54.1) despite starting only 10 games.

Another 2009 rookie who showed great promise under Linehan was TE Brandon Pettigrew. Although he missed the season's final five games, he led all NFL rookie tight ends in receptions (30) and receiving yards (346), and was tied for a league-high with two touchdowns.

Linehan joined the Lions coaching staff after spending three seasons (2006-08) as the head coach of the St. Louis Rams.

As a first-time NFL head coach, Linehan quickly put his stamp on the Rams in 2006 via the ground game, giving the ball to RB Steven

Jackson 346 times in 2006 – the most by a St. Louis player in 20 seasons. Jackson finished the year with 1,528 rushing yards (3rd, NFC), 105 first downs (1st, NFC) and 2,334 all-purpose yards (1st, NFL), earning his first-career Pro Bowl appearance. Jackson averaged 21.0 carries per game over Linehan's three-year span with the Rams compared with 16.9 carries per game in 2005 and established himself as one of the NFL's big running threats.

Other Rams saw career bests under Linehan. QB Marc Bulger passed for a career-best 4,301 yards in 2006, setting franchise records with a 1.4 interception percentage and 588 passing attempts. His 370 completions for 24 touchdowns were also second in Rams' history. That season, WR Torry Holt and WR Isaac Bruce finished with 1,188 and 1,098 yards, respectively, combining for 167 pass receptions.

In addition to his three seasons as an NFL head coach, Linehan brings four years of league experience as an offensive coordinator. He spent the 2005 season with the Miami Dolphins, improving the team's total offense from 4,960 yards (29th, NFL) in 2004 to 5,198 yards (14th, NFL) in 2005 and bettering the run game from 402 rush attempts (31st, NFL) in 2004 to 444 (12th, NFL) in 2005.

That year, the Dolphins' two primary running backs – Ronnie Brown and Ricky Williams – combined for 1,650 rushing yards and 10 rushing touchdowns. WR Chris Chambers earned his first-career Pro Bowl appearance under Linehan, finishing with 82 catches for 1,118 yards and 11 touchdowns, marking his only 1,000-yard season.

Linehan broke into the league as an offensive coordinator/quarbackers coach with the Minnesota Vikings in 2002, helping the franchise to some of its best offensive seasons to date, ranking second, first and fourth from 2002-04. During his tenure, the Vikings compiled a franchise-best 36 consecutive games of 300-yards-or-more of total offense (2002-04) and, in 2004, compiled a franchise-best five games of 400-yards-or-more of total offense.

In Vikings history, his offenses also rank first and second in total yards (6,339 yards, 2004; 6,294 yards, 2003), first and second in first downs (351, 2004; 350, 2002), second and third in touchdowns (51, 2003; 50, 2004), second in points (416, 2003), first in passing first downs (225, 2004), first in rushing touchdowns (26, 2002) and second and third in rushing yards (2,507 yards, 2002; 2,343 yards, 2003).

Minnesota's top offensive players had some of their best years under Linehan, including QB Daunte Culpepper and WR Randy Moss, who each had career years while he was with the Vikings. Moss became the team's featured "big man" in 2002 after the departure of WR Cris Carter, starting 45 games over that span and garnering two Pro Bowl selections (2002, 2003) under Linehan.

Moss finished with 106 catches for 1,347 yards and seven touchdowns in 2002 while his 111 receptions for 1,632 yards in 2003 were a career best. He also tied a career high in 2003 with 17 touchdowns, a personal best he held until he brought in 23 in 2007 with New England.

Culpepper also had some of his best seasons with Linehan calling the plays, including a career year in 2004. That year, his second Pro Bowl season, Culpepper finished with a passer rating of 110.9 for the fourth-highest in NFL history and his 69.2 completion percentage (379-of-548), league-leading 4,717 passing yards, 8.6 yards per play average and 39 touchdowns still mark career bests.

Linehan was able to effectively utilize the Culpepper-Moss tandem over his three seasons with the Vikings, bettering the team's total points to 390, 416 and 405, respectively, after Minnesota scored 290 points in 2001. He maintained the team's solid performance through the air, as the offense ranked 9th, 4th and 2nd, respectively, throughout his three seasons.

But even with the dynamic passing game, Linehan also made significant improvements to the team's running game. Prior to his arrival in 2001, the Vikings finished 25th in the league with 376 rushing plays for 1,609 yards (4.3 average). In 2002, Linehan helped the Vikings to the league's top ground game, finishing with 473 rushing plays for 2,507 yards (5.3 average).

That year, Minnesota's running game was led by Michael Bennett, who earned his first Pro Bowl selection following the 2002 season. He finished the year 11th in the NFL in rushing with a career-best 1,296 yards – his only 1,000-yard performance to date – on 255 attempts. In 2003, Linehan utilized a trio of runners – Moe Williams, Onterio Smith and Bennett – to finish third in the league in rushing with 493 rushing plays for 2,343 attempts.

Linehan coached collegiately for 13 years on teams that played in seven bowl games and won five conference titles: one Pac-10, two Conference USA and two Big Sky. Five of Linehan's quarterbacks were drafted by NFL teams: Louisville's Chris Redman and Dave Ragone, Washington's Brock Huard and Marques Tuiasosopo and Idaho's Doug Nussmeier.



He was the offensive coordinator/quarterbacks coach at Louisville from 1999-2001, coaching the team to three bowl games and becoming the first Conference USA team to win consecutive league championships. A Louisville quarterback earned Conference USA Player of the Year honors in each of Linehan's three seasons.

Prior to his time in Louisville, Linehan spent five years at the University of Washington (1994-98), advancing to four bowl games and winning the 1995 Pac-10 title. He also spent four total seasons at Idaho, his alma mater, as the offensive coordinator/quarterbacks coach (1992-93) and as the wide receivers coach (1989-90) and Linehan spent one season at Nevada-Las Vegas (1991) as the quarterbacks coach. While a coordinator with Idaho in 1993, the Vandals led the nation in scoring (47.5 points per game) and total offense (532 yards per game).

Linehan was a quarterback for Dennis Erickson's Idaho Vandals from 1982-86, winning the Big Sky Championship in 1985 and earning Division I-AA playoff appearances in three straight seasons (1984-86). He signed as a rookie free agent with the Dallas Cowboys in 1987, but a shoulder injury ended his playing career.

Born in Sunnyside, Wash., Linehan and his wife, Kristen, have three sons: Matthew, Michael and Marcus.

## LINEHAN'S BACKGROUND

<b>Detroit Lions</b> .....	<b>2009-</b>
Offensive Coordinator .....	2009-
<b>St. Louis Rams</b> .....	<b>2006-08</b>
Head Coach .....	2006-08
<b>Miami Dolphins</b> .....	<b>2005</b>
Offensive Coordinator .....	2005
<b>Minnesota Vikings</b> .....	<b>2002-04</b>
Offensive Coordinator/Quarterbacks .....	2002-04
<b>Louisville</b> .....	<b>1999-2001</b>
Offensive Coordinator/Quarterbacks .....	1999-2001
<b>Washington</b> .....	<b>1994-98</b>
Offensive Coordinator/Quarterbacks .....	1998
Offensive Coordinator/Wide Receivers .....	1996-97
Wide Receivers .....	1994-95
<b>Idaho</b> .....	<b>1992-93</b>
Offensive Coordinator/Quarterbacks .....	1992-93
<b>UNLV</b> .....	<b>1991</b>
Quarterbacks .....	1991
<b>Idaho</b> .....	<b>1989-90</b>
Wide Receivers .....	1989-90



## DANNY CROSSMAN

Special Teams Coordinator

Years with Lions: 2; Years in NFL: 9

Danny Crossman came to Detroit in 2010 after working the previous seven seasons (2003-09) with the Carolina Panthers, including the final five seasons (2005-09) as special teams coordinator. He originally joined the Panthers in 2003 as special teams assistant and he also assisted with the team's strength and conditioning program.

## LIONS COACHING HIGHLIGHTS

Crossman's impact on the Lions' special teams was evident in his first season with Detroit as the unit improved in several key areas. The return game that was fueled by Pro Bowl alternate WR Stefan Logan, who had one of the better seasons in club history as a kick returner, and the cover teams took a giant step forward led by Pro Bowl alternate S John Wendling (special teams).

- The Lions' kick return unit was the third-most improved unit in the League in kickoff return average with 3.5 more yards per return than in 2009.
- Detroit had the NFL's 10th-most significant improvement in punt return average: the Lions had an 8.8 punt return average in 2009 and improved to an average of 12.1 yards per return in 2010.
- In average kickoff return yardage allowed, Detroit had the fourth-most improved coverage unit, allowing an average of 2.7 less yards per each kick return.
- The team's specialists under Crossman's direction made great adjustments after the Lions all-time scoring leader Jason Hanson missed the final 8 games of the season due to a knee injury. The team rolled with K Dave Rayner who was 13-of-16 on field goal attempts in eight games. Rayner also helped the Lions snap their road-loosing streak by making field goals at the end of regulation and in overtime to defeat Tampa Bay (12/19).

During Crossman's tenure with the Panthers, the team's kicking and cover groups contributed significantly to the team's success during his time in Carolina which included three playoff appearances (2003, 2005 and 2008), two NFC South titles (2003 and 2008). The Panthers also finished with at least eight wins five of those seven seasons.

In 2008, the Panthers ranked third in the NFL with an opponent average drive start following kickoffs of 24.7. They were one of only three teams that did not allow an opponent to start a drive following kickoffs past the 50-yard-line. Carolina led the NFL in touchbacks (30) and touchback percentage (33.7), and the team was ninth in the league by allowing a 21.9 opponent kickoff return average.

In his first season (2005) as special teams coach, Crossman's group ranked among the best in the league. That season, the Panthers ranked ninth in the comprehensive Dallas Morning News special teams ratings which was highlighted with rankings of second in punt coverage and seventh in kickoff coverage.

Under Crossman's tutelage, Panthers P Jason Baker set the franchise record in net punting average in both 2005 (38.9) and 2006 (39.0). In both seasons, Baker's net punting average ranked first in the NFC and third in NFL. From 2005-09, Baker ranked eighth in the NFL with a combined net punting average of 38.0.

In 2003, Crossman's first year assisting the Carolina's special teams, the Panthers were second in the special teams ratings compiled by the Dallas Morning News.

Crossman entered the pro ranks following 10 seasons as a college coach where he worked with special teams in each season and also coached multiple defensive positions. In 2002, Crossman served as the linebackers and special teams coach at Michigan State.

From 1999-2001, Crossman was on the coaching staff at Georgia Tech. All three seasons, he was the Yellow Jackets special teams coordinator along with defensive ends coach (1999-2000) and defensive backs coach (2001). In both 1999 and 2001, Georgia Tech ranked high nationally in kickoff return average, net punting average and punt return average. Georgia Tech led the ACC in kickoff return average and punt return average during the 2000 season. Two of Crossman's specialists, K Luke Manget and KR Kelley Rhino, were first-team All-ACC in 2001.

Before arriving at Georgia Tech, Crossman was the defensive backs and special teams coach at Central Florida for two seasons (1997-98). Crossman served a three-year stint (1994-96) at Western Kentucky as special teams and secondary coach (1994-95) and outside linebacker and special teams coach (1996). He entered the coaching



ranks in 1993 as the defensive backs and special teams coach at the U.S. Coast Guard Academy.

Crossman earned three letters at the University of Pittsburgh as the team garnered a 22-12-1 record those three seasons and appearances in 1987 Bluebonnet Bowl and 1989 Sun Bowl. He moved to strong safety as a senior and was named team MVP. Crossman earned second-team All-America honors as he recorded 62 tackles and one interception. He originally began his college career at the University of Kansas. As a freshman in 1985, Crossman made eight starts at defensive back, posted 48 tackles, recorded one interception and collected freshman All-America honors.

Following his college playing career, he spent time with the Washington Redskins in 1990 and the Detroit Lions during training camp in 1991. He played for the London Monarchs of the World League of American Football in 1991-92. In the inaugural World Bowl in 1991, he was named MVP in the 21-0 shutout of Barcelona. Crossman intercepted three passes in the championship game and returned one for a 20-yard touchdown.

Crossman earned a bachelor's degree in business administration and communications from Pittsburgh in 1990. He and his wife, Susan, have a son, Kyle, and a daughter, Kaylie.

## CROSSMAN'S BACKGROUND

<b>Detroit Lions</b> .....	<b>2010-</b>
Special Teams Coordinator .....	2010-
<b>Carolina Panthers</b> .....	<b>2003-09</b>
Special Teams Coordinator .....	2005-09
Special Teams Assistant .....	2003-04
<b>Michigan State</b> .....	<b>2002</b>
Linebackers/Special Teams .....	2002
<b>Georgia Tech</b> .....	<b>1999-2001</b>
Defensive Backs/Special Teams .....	2001
Special Teams/Defensive Ends .....	1999-2000
<b>Central Florida</b> .....	<b>1997-98</b>
Defensive Backs/Special Teams .....	1997-98
<b>Western Kentucky</b> .....	<b>1994-96</b>
Outside Linebackers/Special Teams .....	1996
Special Teams/Secondary .....	1994-95
<b>U.S. Coast Guard Academy</b> .....	<b>1993</b>
Defensive Backs/Special Teams .....	1993



## JASON ARAPOFF

**Coordinator of  
Physical Development**

**Years with Lions: 11; Years in NFL: 24**

Jason Arapoff enters his 11th season directing the Lions' strength and conditioning program. His primary role is to oversee the physical fitness of all Lions' players.

Focusing equally on the off-season regimen and the regular season program, Arapoff utilizes high-end cardiovascular strength training and free weight equipment in the team's state-of-the-art facility. His hands-on training techniques emphasize a balance of muscular strength and cardiovascular fitness, and are underscored by a comprehensive, personalized approach to each athlete. He also has introduced a shift toward more football-specific activities that encompass high-intensity protocols to train the entire body.

Arapoff arrived in Detroit prior to the 2001 season with 13 years of experience with the Washington Redskins. While serving as the team's conditioning director for nine years, he was instrumental in computerizing and implementing the team's strength and conditioning and nutritional programs.

A frequently published author, Arapoff has been a monthly columnist for Scholastic Coach Magazine and is a frequent speaker for industry events, schools, universities and football camps. He has also served as a content expert for area media, including guest spots on a variety of television and radio programs.

During his playing career as a collegian, Arapoff was a four-year letter-winning defensive back at Springfield (Mass.) College, where he earned his undergraduate degree in health fitness. He went on to obtain his master's degree in exercise physiology from American University in Washington, D.C.

Arapoff and his wife, Jennifer, have three daughters: Julia, and twins, Anna and Alexa.

## ARAPOFF'S BACKGROUND

<b>Detroit Lions</b> .....	<b>2001-</b>
Coordinator of Physical Development .....	2006-
Strength and Conditioning .....	2001-05
<b>Washington Redskins</b> .....	<b>1988-2000</b>
Conditioning Director .....	1992-2000
Conditioning Assistant .....	1988-91



## BRADFORD BANTA

**Assistant Special Teams**

**Years with Lions: 4; Years in NFL: 4**

Bradford Banta, a former Lion, enters his fourth season as the assistant special teams coach. He returned to Detroit in 2008 after spending the previous season as a tight ends coach for the University of Tennessee

Chattanooga. He played three of his 11 NFL seasons with the Lions (2001-03) primarily as a longsnapper.

## LIONS COACHING HIGHLIGHTS

Banta helped the Lions' special teams unit improve in several key areas in 2010. The return game was fueled by Pro Bowl alternate WR Stefan Logan, who had one of the better seasons in club history as a kick returner, and the cover teams took a giant step forward led by Pro Bowl alternate S John Wendling (special teamer).

- The Lions' kick return unit was the third-most improved unit in the League in kickoff return average with 3.5 more yards per return than in 2009.
- Detroit had the NFL's 10th-most significant improvement in punt return average: the Lions had an 8.8 punt return average in 2009 and improved to an average of 12.1 yards per return in 2010.
- In average kickoff return yardage allowed, Detroit had the fourth-most improved coverage unit, allowing an average of 2.7 less yards per each kick return.

After being drafted by Indianapolis in the fourth-round of the 1994 NFL Draft, Banta spent six seasons with the Colts and established himself as one of the league's best longsnappers. He joined the New York Jets for the 2000 season before coming to Detroit in 2001. He finished his career with Buffalo in 2004.

Upon his retirement from the NFL, Banta worked with George Wright Construction, as a supervisor, for a year and in Chase's Home Financial





Division for nearly two years in Chattanooga, Tennessee.

Banta was a two-year starter at tight end at the University of Southern California (1989-93) as well as a four-time letterwinner. He earned Honorable Mention All-Pac 10 Conference honors as a junior and senior and received his bachelor's degree in communications with a minor in sociology in 1993.

A native of Baton Rouge, La., Banta was a Parade All-American as a senior at University High School and helped them to the state championship (1988) while playing tight end and linebacker. He and his wife, Amy, have three children.

## BANTA'S BACKGROUND

Detroit Lions .....	2008-
Assistant Special Teams .....	2008-
Tennessee-Chattanooga .....	2007
Tight Ends .....	2007



## MATT BURKE

### Linebackers

Years with Lions: 3; Years in NFL: 8

Matt Burke, in his third season as linebackers coach, came to Detroit after spending five seasons (2004-08) with the Tennessee Titans.

## LIONS COACHING HIGHLIGHTS

In 2009, Burke was instrumental in the development of rookie LB DeAndre Levy who played in all 16 games with 10 starts, including two starts at middle linebacker.

- Levy finished tied for fourth among rookies with 85 tackles (according to NFL.com) and tied for seventh among all NFL defensive players with 8.5 tackles for loss.
- In 2010, Levy followed up with a strong season despite dealing with injuries. In addition to finishing third with 72 tackles, he had key interceptions in two of Detroit's season-ending victories, one of which he returned for his first career touchdown at Miami (12/26).

In 2008, Burke helped coach Tennessee to an NFL best 13-3 record and rank seventh in overall defense with 4,698 yards allowed as well as third in offensive points allowed with 227. In his first two seasons with the Titans, he worked as an administrative assistant in the football department assisting the coaching staff with scouting breakdowns during the week and on game days. Burke was promoted to defensive assistant/quality control coach in 2006. He was primarily responsible for breaking down film on upcoming opponents and self-scouting, also conducting on-field work with the linebackers.

Prior to joining the Titans, Burke was the assistant secondary coach for one season (2003) at Harvard, originally entering the college ranks at Boston College (2000) as a graduate assistant for recruiting before working with the defense from 2001-02. His first coaching position came at Bridgton Academy (Maine), where he worked in 1998 and 1999.

A native of Hudson, Massachusetts, Burke played safety at Dartmouth and was part of an undefeated Ivy League champion in 1996.

## BURKE'S BACKGROUND

Detroit Lions .....	2009-
Linebackers .....	2009-
Tennessee Titans .....	2004-08
Defensive asst./Quality Control .....	2006-08
Administrative Asst. ....	2004-05
Harvard .....	2003
Asst. Secondary/Cornerbacks .....	2003
Boston College .....	2000-02
Graduate Assistant .....	2000-02
Bridgton Academy (Maine) .....	1998-99
Secondary .....	1998-99



## DON CLEMONS

### Defensive Assistant

Years with Lions: 27; Years in NFL: 27

Don Clemons enters his 27th season with the Lions in 2011. Jim Schwartz is the ninth head coach he has worked for while in Detroit. He served on the staffs of Rod Marinelli (2006-08), Dick Jauron (final five games of 2005), Steve Mariucci (2003-05), Marty Mornhinweg (2001-02), Gary Moeller (final seven games of 2000), Bobby Ross (1997-00), Wayne Fontes (1989-96) and Darryl Rogers (1985-88). At one time or another Clemons has coached every position on defense. He has also served as the team's strength coach.


He first coached at Kutztown State (Pa.) where he spent two seasons (1977-78) as outside linebackers coach. He then coached one year at New Mexico State (1979) before joining Rogers at Arizona State for five seasons.

Clemons earned an English degree from Muhlenberg (Pa.).

A resident of Rochester, Mich., Clemons and his wife, Shawn, have two sons, Scot and Corey. Shawn starred in basketball at Arizona State and was an assistant coach for the women's basketball team at Oakland University (Rochester, Mich.) that went to the NCAA Division II semifinals in 1989-90.

## CLEMONS' BACKGROUND

Detroit Lions .....	1985-
Defensive Assistant .....	2007
Defensive Quality Control .....	2006
Defensive Assistant .....	2003-05
Defensive Assistant/Quality Control .....	2001-02
Defensive Asst. @ Linebackers .....	2000
Defensive Assistant .....	1998-99
Def. Asst./Asst. Strength @ Conditioning .....	1997
Defensive Assistant/LBs @ CBs .....	1996
Linebackers .....	1995
Outside Linebackers .....	1992-94
Defensive Assistant .....	1988-91
Strength @ Conditioning/Defensive Assistant .....	1985-87
Arizona State .....	1980-84
Strength @ Conditioning .....	1980-84
New Mexico State .....	1979
Linebackers .....	1979
Kutztown State .....	1977-78
Outside Linebackers .....	1977-



## TODD DOWNING

### Assistant Quarterbacks

Years with Lions: 3; Years in NFL: 9

Todd Downing enters his third season with the Lions and his second as the assistant quarterbacks coach after being promoted last offseason. He spent his first season with Detroit as an offensive quality control coach.

Before joining the Lions, he coached three seasons with St. Louis as an assistant secondary/defensive quality control coach (2008) and a defensive assistant coach/assistant special teams coach (2006-07).

## LIONS COACHING HIGHLIGHTS:

Despite injuries at the Lions quarterback spot, all three of the team's signal callers maintained production throughout the season and all three have led the Lions to victory. In all, the Lions started QB Matthew Stafford (3 games), QB Shaun Hill (10 games) and QB Drew Stanton (3 games), and the team ranked third in the NFL in completions (383), third in attempts (633), 12th in gross passing yards (4,001) and were tied for 11th in touchdown passes (26).

- For the first time in team history, three quarterbacks each registered 20-or-more attempts and a passer rating of 90.0 each in two games during the same season.
- The quarterback unit also produced 26 touchdown passes and 16 interceptions for a +10 difference. The last team to finish the season having three quarterbacks start three games and finished with a +10 TD-to-Int ratio was the Philadelphia Eagles in 1993 (+10, 23 TD to 13 Int; Randall Cunningham, Bubby Brister and Ken O'Brien).

Downing originally entered the NFL with the Minnesota Vikings, spending three years on the Vikings coaching staff as the Offensive

Quality Control Coach (2005) and football systems analyst (2003-04), helping the Vikings to a Top 5 Offense in all three years and a playoff appearance in 2004. During the summers from 2000-02, Downing played quarterback for a semi-pro team, the Minnesota Maulers.

Before entering the NFL ranks, Downing began his coaching career with Eden Prairie High School in Minneapolis (1999-2000). In 2000, he helped his alma mater to the Minnesota Class 5-A state title.

A native of Eden Prairie, MN, Downing studied Business Communications at the University of Minnesota (1999-2002) and now resides in Michigan with his wife Julie.

#### DOWNING'S BACKGROUND

<b>Detroit Lions</b> .....	<b>2009-</b>
Assistant Quarterbacks .....	2010-
Offensive Quality Control .....	2009
<b>St. Louis Rams</b> .....	<b>2006-08</b>
Assistant Secondary/Defensive Quality Control .....	2008
Defensive Assistant/Assistant Special Teams .....	2006-07
<b>Minnesota Vikings</b> .....	<b>2003-05</b>
Offensive Quality Control .....	2005
Football Systems Analyst .....	2003-04
<b>Eden Prairie High School</b> .....	<b>1999</b>
Assistant Coach .....	1999



### BRANDON FISHER

**Assistant to the Defensive Coaching Staff**

**Years with Lions: 1; Years in NFL: 1**

Fisher joined Detroit this past offseason as an assistant to the defensive coaching staff after spending part of the 2010 season helping the Tennessee Titans' offensive coaching staff.

Fisher was a standout linebacker at the University of Montana where he played in 54 games (30 starts) and finished with 169 career tackles. As a senior, he was a second team All-Big Sky Conference pick and helped lead the Grizzlies to a 14-1 record with their only loss being to Villanova (23-21) in the Football Championship Subdivision title game. Fisher began his collegiate career as a safety, but began the transition to linebacker in 2008.

As a business marketing major at Montana, Fisher was named to the All-District 7 academic squad with a 3.9 GPA as well as the FCS Athletic Director Association's Academic All-Star team. He was also a three-time all-league academic team selection.

Fisher's father, Jeff, was head coach of the Tennessee Titans for 16-plus seasons (1994-2010).

#### FISHER'S COACHING BACKGROUND

<b>Detroit Lions</b> .....	<b>2011-</b>
Assistant to the Defensive Coaching Staff .....	2011-
<b>Tennessee Titans</b> .....	<b>2010</b>
Volunteer Offensive Coach .....	2010



### SAM GASH

**Running Backs**

**Years with Lions: 5; Years in NFL: 7**

Sam Gash enters his fifth season with the Lions and fourth as running backs coach. He came to Detroit in 2007 as assistant special teams coach. Gash will lead a running backs unit this season looking to generate explosive plays inside and out with the combination of

second-year RB Jahvid Best and 2011 second-round pick RB Mikel Leshoure.

#### LIONS COACHING HIGHLIGHTS

Gash helped rookie RB Jahvid Best make the transition to the pro game as he finished 2010 as the team's leading rusher.

➤ Best was second among all NFL rookies in receptions (58) and fourth in rushing yards (555).

➤ Overall, Best tallied 1,042 total yards from scrimmage and became the sixth rookie in team history with 1,000 yards from scrimmage.

Before joining the Lions, Gash spent two seasons (2005-06) as the New York Jets' assistant running backs and assistant special teams coach. He entered the NFL coaching ranks following a 12-year playing career with the New England Patriots (1992-97), Buffalo Bills (1998-99, 2003) and Baltimore Ravens (2000-02).

As a player, Gash earned a reputation as one of the most physical fullbacks in the league and was named to two Pro Bowls (1999-2000).

In 1999, he became the first back ever selected to the Pro Bowl without recording a rushing attempt.

Gash was an eighth-round draft choice (205th overall) of the New England Patriots in the 1992 NFL Draft out of Penn State. He recorded 177 regular season games and also appeared in 11 postseason games. Gash carried the ball 121 times, scored two rushing touchdowns and added 169 receptions for 1,347 yards for an 8.0 average and 13 touchdowns. He was also active on various protection and coverage units throughout his career.

At Penn State, Gash was the top fullback as a junior and senior. He served as offensive captain as a senior and had a career-high 391 rushing yards and three touchdowns on 87 carries. As a junior, Gash started every game and posted 315 yards and five scores on 95 carries. He earned his undergraduate degree in liberal arts with an emphasis in speech communication, marketing and management. He and his wife, Alicia, have a daughter, Samantha, and sons Kolby, Elijah, Isaiah, Caleb, Samson and Gideon.

#### GASH'S BACKGROUND

<b>Detroit Lions</b> .....	<b>2007-</b>
Running Backs .....	2008-
Assistant Special Teams .....	2007
<b>New York Jets</b> .....	<b>2005-06</b>
Asst. Special Teams/Asst. Running Backs .....	2005-06



### SHAWN JEFFERSON

**Wide Receivers**

**Years with Lions: 7; Years in NFL: 7**

Shawn Jefferson is in his seventh season coaching with the Lions. He was named wide receivers coach prior to the 2008 season after working with the team's wide receivers the previous three seasons as a coaching intern

in 2005, an offensive assistant in 2006 and as the assistant wide receivers coach in 2007. Jefferson spent the 2003 season with the Lions as a player and brings 13 years of NFL playing experience to the club.

#### LIONS COACHING HIGHLIGHTS

Jefferson's work with WR Calvin Johnson continues to pay dividends. Johnson finished the season as the team's leader in receptions (77), receiving yards (1,120) and touchdowns (12) and was the team's leading receiver for a third straight year. Johnson was named to his first Pro Bowl and was honored as second-team all-pro.

- Johnson finished seventh in the NFL (second in the NFC) in scoring (non-kickers) with 74 points (12 TDs and a 2-pt conversion). He was also ninth in the league in receiving yards (fourth in NFC) and was tied for 15th in receptions (ninth in NFC).
- Johnson was also tied for second in the NFL (tied for first in the NFC) with 12 touchdown catches.
- With 270 career receptions and 4,191 receiving yards, Johnson is the all-time leader among Detroit receivers in their first four seasons with the Lions.
- Free agent WR Nate Burleson was added to the wide receiver group in 2010 and gave the team another playmaker on the outside. He finished with 55 catches for 625 yards and six touchdowns. His 55 receptions and six touchdowns were the third highest in his first eight seasons.

Jefferson helped Johnson breakout as one of the NFL's best receivers in 2008 as he tied for first in touchdown receptions (12), fifth in receiving yards (1,331), second in yards per catch among receivers with 60 receptions (17.1), tied for second in 20+ yard receptions (21), tied for second in 40+ yard receptions (7) and tied for first in 25+ yard touchdown catches (6). Johnson was also named an alternate to the 2009 NFC Pro Bowl squad.

In the Lions record books, Johnson became only the second player in team history to record 70 receptions, 1,200 yards and 10 touchdowns in a single season. He is the only player in Lions' history to record 1,300 yards with less than 80 catches. His 12 touchdowns (2008, 2010) tied for the most touchdown grabs by a first- or second-year player with the Lions and his 1,331 receiving yards are the second-most in team history by a first- or second-year player.

In 2007, the Detroit Lions were the only team in the NFL and the first in franchise history to have four different players finish with more than 650 receiving yards (Shaun McDonald, 943; Roy Williams, 836; Calvin Johnson, 756; Mike Furrey, 664). Detroit's wide receiving unit was also second in the NFL in receptions (268) and receiving yards (3,370).





While working as an offensive assistant in 2006, Jefferson helped WR Roy Williams to a NFC-leading and career-high 1,310 receiving yards. He also worked with the NFC's receptions leader Mike Furrey (98 receptions for 1,082 yards). It was the first time since 1999 that two Lions receivers finished with more than 1,000 yards.

In addition to his time with the Lions as a player, Jefferson spent five seasons with San Diego, four with New England and three with Atlanta, accumulating over 7,000 yards receiving and 29 touchdowns. Jefferson also played in Super Bowl XXIX with the Chargers and Super Bowl XXXI with the Patriots.


Jumping right into the coaching ranks following his playing career, Jefferson spent the 2004 season as a volunteer coach with his high school alma mater, William Raines H.S. During his tenure at William Raines, he spent the month of June with the Jacksonville Jaguars as part of the team's scouting seminar.

Jefferson attended Central Florida where he starred as a wide receiver and kick returner. He finished with 67 catches, 1,087 yards and 11 touchdowns. As a returner, Jefferson returned 39 kickoffs for 782 yards (20.1 avg.).

Jefferson and his wife Marla, have two daughters, Paige and Faith, and a son, Shawn Jr.

## JEFFERSON'S BACKGROUND

Detroit Lions	2005-
Wide Receivers	2008-
Assistant Wide Receivers	2007
Offensive Assistant	2006
Coaching Assistant	2005
William Raines H.S. (Jacksonville, Fla.)	2004
Volunteer Coach	2004



## KRIS KOCUREK

### Defensive Line

Years with Lions: 3; Years in NFL: 3

Kris Kocurek was promoted to defensive line coach just before the 2010 offseason. He came to Detroit as the Lions' assistant defensive line coach in 2009 after spending the previous season coaching defensive line at Stephen F. Austin State.

### LIONS COACHING HIGHLIGHTS

In Kocurek's first season as the Lions' defensive line coach, Detroit had the most-improved pass rush in the NFL. Even though teams threw the ball nine times less against the Lions in 2010 season than they did in 2009, the Lions picked up 18 more sacks, which accounted for an increase of 3.28 sacks per pass play.

- Of the Lions' 44 sacks, 39 (second most in the NFL) were attributed to the defensive line, 23.5 more than the Lions defensive line accounted for in 2009.
- The Lions defensive line, featuring three new starters in DE Kyle Vanden Bosch, DT Corey Williams and rookie DT Ndamukong Suh, was also the most-improved unit in the League in regards to sack yardage with 179 more sack yards lost than the previous season.
- Kocurek was also instrumental in the development of Suh who led all NFL defensive tackles with 10.0 sacks and had 66 tackles (49 solo). Suh was voted as a starter for the NFC Pro Bowl squad and was named to the AP All-Pro team. He was also the AP Defensive Rookie of the Year. During his rookie season, he set a new team record for sacks by a rookie since the stat became official in 1982.
- DE Cliff Avril (8.5), DE Lawrence Jackson (6.0), DE Turk McBride (5.0) and DT Sammie Hill (2.5) all garnered career highs in 2010.

In 2009, Kocurek helped rookie DT Sammie Hill, who was drafted out of Stillman College in the fourth round (115th overall), emerge as an opening day starter. He finished the season with 26 tackles (14 solo) and two fumble recoveries in 13 games while making the transition from a small college prospect to NFL starter (12 starts).

In 2007, Kocurek served as the assistant head coach and defensive line coach at West Texas A&M where he helped coach the Buffaloes to the 2007 Lone Star Conference title as well as the second round of the NCAA Division II playoffs. The Buffaloes became one of the top defensive units in the LSC and led the conference in scoring defense.

Under Kocurek's guidance, Brandon Swain became one of the top defensive players at the Division II level and was a 2007 First-Team Daktronics, AFCA and AP Little All-American and conference defensive lineman of the year after recording 24.5 tackles for losses and 14 sacks.

Kocurek served as the defensive line coach at Texas A&M-

Commerce in 2006 and helped guide the Lions' top-ranked defensive unit which finished with No. 1 in total and scoring defense.

For two seasons (2004-05) Kocurek served as a graduate assistant at Texas A&M-Kingsville and coached the Havelina's defensive line where he was active in the development of Wilbert Martin, who was twice selected as first team All-LSC and was a free agent signee of the Baltimore Ravens.

Kocurek began his coaching career in 2003 as a student assistant at Texas Tech. He assisted with the defensive linemen and helped coach the Red Raiders to a 2003 Houston Bowl win over Navy.

Prior to coaching, Kocurek played two years in the NFL (Tennessee Titans in 2002 and Seattle Seahawks in 2001) after being selected in the seventh round (237th overall) of the 2001 NFL Draft by Seattle.

Kocurek played collegiate football at Texas Tech and was a three-time All-Big 12 selection. As a senior, he was selected as team captain and named defensive player of the year.

## KOCUREK'S BACKGROUND

Detroit Lions	2009-
Defensive Line	2010-
Assistant Defensive Line	2009
Stephen F. Austin State	2008
Defensive Line	2008
West Texas A&M	2007
Assistant Head Coach/Defensive Line	2007
Texas A&M-Commerce	2006
Defensive Line	2006
Texas A&M-Kingsville	2004-05
Graduate Assistant	2004
Texas Tech	2003
Graduate Assistant	2003



## TIM LAPPANO

### Tight Ends

Years with Lions: 3; Years in NFL: 6

Tim Lappano returns for a third season coaching the Lions' tight ends. Previously, Lappano served four seasons (2005-08) as the offensive coordinator at the University of Washington. He is entering his 29th season as a coach and his sixth in the NFL.

### LIONS COACHING HIGHLIGHTS

TE Brandon Pettigrew had one of the best seasons ever for a Lions tight end in 2010 while returning from a knee injury sustained late in his rookie year. He started all 16 games and was second on the team with 71 receptions for 722 yards – both of which were the most by a tight end in team history – and four touchdowns.

- Pettigrew had the third most receptions (71) and was seventh in receiving yards (722) among all NFL tight ends.
- TE Tony Scheffler finished with 45 receptions (378 yards) as the Lions were the only team in the NFL to have two tight ends with 45 or more receptions. Pettigrew and Scheffler combined for 116 catches, the second most by a tight end pair in the NFL.
- In 2009, Pettigrew led all rookie tight ends in receptions (30) and yards (346) despite being forced out of the lineup after 11 games with a season-ending knee injury.
- Veteran tight end Will Heller also flourished in 2009, setting career-highs with 29 receptions, 296 yards and three touchdowns.

Lappano's last pro coaching opportunity was with San Francisco where he was the running backs coach. In his first season with the 49ers, their running game was third in the NFC with 2,279 yards as FB Fred Beasley made his first Pro Bowl appearance and RB Kevan Barlow rushed for a career-high 1,024 yards despite starting only four games.

In 1998, Lappano made his NFL coaching debut as the running backs coach for Seattle. There he helped Ricky Watters rush for 1,239 yards and nine touchdowns, earning team Offensive Player of the Year honors.

In between, Lappano was the offensive coordinator at Oregon State (2000-02) and contributed heavily to the resurgence of the Beavers program. OSU led the Pac-10 in rushing yards (1,933) and in rushing offense, averaging 148.7 yards per game in 2002. Current St. Louis Rams RB Steven Jackson led the conference with 1,690 yards while earning first-team All-Pac-10 honors.

Lappano began his coaching career as the running backs coach at Idaho where he was a four-year letterman after finishing his collegiate career as the school's second all-time leading rusher with 2,196 yards. In 1985, he helped the Vandals to a Big Sky Conference championship

before leaving to coach running backs for Wyoming (1986). He then served as running backs coach at Washington State (1987-88) before being promoted to offensive coordinator in 1989. In his first season as offensive coordinator, he led the Cougars to a top-10 finish with former NFL Pro Bowl quarterback Drew Bledsoe and Pac-10 Offensive Player-of-the-Year running back Steve Broussard.


Lappano moved on to the University of California in 1992 as assistant head coach and running backs coach. While in Berkeley, Lappano coached Heisman Trophy candidate Russell White and helped lead Cal to an Alamo Bowl victory over Iowa in 1993. He returned to Wyoming in 1996 as receivers coach, helping the Cowboys to an WAC Championship while coaching All-American Marcus Harris to the Fred Biletnikoff Award, given to the nation's top receiver.

In 1997, Lappano joined the Purdue coaching staff as co-offensive coordinator and receivers coach. The Boilermakers led the Big Ten in offense that season and ranked seventh in the nation.

Lappano earned a bachelor's degree in general studies at Idaho in 1983. He played high school football at Gonzaga Preparatory School in his native Spokane, WA and earned All-State honors as a senior. Lappano and his wife, Sandi, have two sons, Taylor and Kyle.

#### LAPPANO'S BACKGROUND

<b>Detroit Lions</b> .....	<b>2009-</b>
Tight Ends .....	2009-
<b>Washington</b> .....	<b>2005-2008</b>
Offensive Coordinator/Quarterbacks .....	2005-2008
<b>San Francisco 49ers</b> .....	<b>2003-2004</b>
Running Backs .....	2003-2004
<b>Oregon State</b> .....	<b>1999-2002</b>
Offensive Coordinator/Quarterbacks .....	1999-2002
<b>Seattle Seahawks</b> .....	<b>1998</b>
Running Backs .....	1998
<b>Purdue</b> .....	<b>1997</b>
Co-Offensive Coordinator/Wide Receivers .....	1997
<b>Wyoming</b> .....	<b>1996</b>
Wide Receivers .....	1996
<b>California</b> .....	<b>1992-1995</b>
Assistant Head Coach/Running Backs .....	1992-1995
<b>Washington State</b> .....	<b>1987-1991</b>
Offensive Coordinator .....	1989-1991
Running Backs .....	1987-1988
<b>Wyoming</b> .....	<b>1986</b>
Running Backs .....	1986
<b>Idaho</b> .....	<b>1982-1985</b>
Running Backs .....	1982-1985



### TED RATH

#### Strength & Conditioning Assistant

Years with Lions: 3; Years in NFL: 3

Ted Rath returns for his third season as the Lions strength and conditioning assistant after joining the team during the 2009 offseason. He had spent the previous two years as the assistant director of strength and conditioning for his alma mater, the University of Toledo.


Rath was a linebacker for the Rockets (2003-2006) and helped them claim the 2004 MAC Championship and earn two bowl game berths, including the 2004 Motor City Bowl at Ford Field.

While working with Toledo's strength and conditioning program, Rath directed the strength regimens for all 15 of their Olympic sports. He also assisted with all phases of football training protocols, including design and implementation of their workouts. Prior to being named assistant director, Rath worked as a graduate assistant and focused on the strength programs for men's basketball, baseball, track, cross country, golf and swimming.

After graduating from Toledo with a degree in Physical Education, Rath started his professional career at nearby Crestwood (Dearborn Heights, Mich.) High School where he was an assistant football coach as well as their director of speed and strength training. The Monroe, Mich., native is certified through the Collegiate Strength and Conditioning Coaches Association (C.S.C.C.A.) and has been published on [www.speedandstrengthcoach.com](http://www.speedandstrengthcoach.com).

#### RATH'S BACKGROUND

<b>Detroit Lions</b> .....	<b>2009-</b>
Strength and Conditioning Assistant .....	2009-
<b>Toledo</b> .....	<b>2007-09</b>
Assistant Director of Strength and Conditioning .....	2008-09
Graduate Asst. Strength and Conditioning Coach .....	2007-08
<b>Crestwood (Dearborn Heights, Mich.) H.S.</b> .....	<b>2007</b>
Asst. Coach/Director of Speed and Strength Training .....	2007



### KYLE VALERO

#### Offensive Coaching Assistant

Years with Lions: 2; Years in NFL: 2

Valero enters his second season as the Lions offensive coaching assistant after joining the staff in 2010. In addition to opponent film breakdown and self scouting, he assists with coaching the wide receivers during practice.


Before coming to Detroit, Valero spent the previous two seasons with the coaching staff at Florida State. He served as an Offensive Student Assistant in 2008 and then became the Offensive Graduate Assistant for the 2009 season. Valero was set to be the Seminoles' Offensive Quality Control coach for 2010 before leaving for the NFL.

Valero got his first coaching experience with the Tampa Bay Buccaneers during the 2002-2003 seasons. While his primary responsibility was helping with special teams, he also assisted two futures head coaches - Steelers Head Coach Mike Tomlin and Buccaneers Head Coach Raheem Morris - with the defensive backs throughout training camp.

Valero's father, Art, is currently the offensive line coach for the Seattle Seahawks.

#### VALERO'S COACHING BACKGROUND

<b>Detroit Lions</b> .....	<b>2010-</b>
Assistant to the Defensive Coaching Staff .....	2010-
<b>Florida State University</b> .....	<b>2008-09</b>
Offensive Graduate Assistant .....	2009
Offensive Student Assistant .....	2008



### TIM WALTON

#### Secondary

Years with Lions: 3; Years in NFL: 3

Tim Walton joined the Lions as secondary coach in 2009. Before coming to Detroit, he was the defensive coordinator at the University of Memphis (2008) and had additional responsibilities coaching the safeties. Throughout his 14-year collegiate

coaching career, Walton coached 13 players who were eventually drafted into the NFL, including five first round picks (Patriots S Brandon Merriweather, Seahawks CB Kelly Jennings, Giants CB Kenny Phillips, Redskins S LaRon Landry and Cardinals S Antrel Rolle) and four second round picks (S Idrees Bashir, WR/KR Devin Hester, S Michael Stone and CB Corey Webster).

#### 2010 LIONS COACHING HIGHLIGHTS

Detroit's secondary showed continued improvement in 2010 and garnered 10 interceptions which was more than the previous two seasons combined (7 in 2009; 1 in 2008).

- CB Alphonso Smith, a second-year player who was acquired from Denver at the end of the 2010 preseason, led the team with a career-high five interceptions, including one for a touchdown.
- Rookie DB Amari Spivey made the transition from cornerback to safety and went onto start eight of the last nine games at strong safety. He finished with 46 tackles (33 solo) and two interceptions.
- In 2009, rookie S Louis Delmas finished second on the team with 91 tackles. His other defensive tallies included: two interceptions (130 yds), eight passes defended, one sack and one fumble recovery. He became the only rookie in NFL history to record a safety (vs. GB 11/26), an interception return for a touchdown (Arz 12/20) and return a fumble for a touchdown (at NO 9/13) in the same season.
- Delmas led the defense with 84 tackles (62 solo) in 2010 despite playing most of the season with a groin injury.

Prior to joining Memphis, Walton spent four seasons (2004-07) with the Miami Hurricanes. He was promoted to defensive coordinator in February 2007 and helped propel the defense to a national ranking of 33rd in total defense. In his first three seasons at Miami, he coached the defensive backs and the Hurricane's secondary ranked in the top 10 nationally in pass defense in 2004 (ninth) and 2005 (first).

In 2005, Walton's pass defense led the nation, allowing only 152.17 yards per game, and featured All-Americans safety Brandon Merriweather and cornerback Kelly Jennings as well as Freshman All-American Kenny Phillips.

Walton was at LSU in 2003 and his defensive backs were a key factor in the Tigers earning the 2003 BCS National Championship and



a Southeastern Conference title. The LSU defense ranked among the nation's top three in four-of-five major defensive statistical categories: total defense (first, 252.0 yards per game), scoring defense (first, 11.0 ppg), pass efficiency defense (second, 89.8 rating) and rushing defense (third, 67.0 yards per game). Additionally, LSU ranked 18th nationally in passing yardage defense (185.0 ypg) while leading the SEC in four of the five defensive categories, including a No. 2 ranking in the league in pass defense.

In his first stint with Memphis (2000-01), Walton coached defensive backs. In 2000, the Tigers ranked fifth in the nation in total defense (first in rush defense), allowing only 275 yards per game and placed in the top 15 nationally in passing and scoring defense. He left Memphis to coach defensive backs at Syracuse for the 2002 season.

Walton began his coaching career as a defensive graduate assistant at Bowling Green in 1995. He was promoted to running backs coach in 1996 and then moved to coach the defensive backs in 1999.

In addition to his collegiate coaching experience, Walton has had three summer internships with NFL teams. He spent the summer of 1998 serving as a defensive intern with the Chicago Bears, the summer of 2001 as a defensive intern for the Green Bay Packers and in 2004 with the Tampa Bay Buccaneers under current Pittsburgh Steelers Head Coach Mike Tomlin.

As a defensive back at Ohio State, Walton lettered four seasons and served as co-captain for the Big Ten champions in 1993. During his time with the Buckeyes, OSU went to four bowl games, including the Liberty Bowl in 1990. He earned his bachelor's degree in sociology from OSU in 1994.

Walton and wife, Tracy, have three children: Trei, Timia and Tyler.

## WALTON'S BACKGROUND

<b>Detroit Lions</b> .....	2009-
Secondary.....	2009-
<b>Memphis</b> .....	2008
Defensive Coordinator.....	2008
<b>Miami (Fla.)</b> .....	2004-07
Defensive Coordinator.....	2007
Defensive Backs.....	2004-06
<b>Louisiana State</b> .....	2003
Defensive Backs.....	2003
<b>Syracuse</b> .....	2002
Defensive Backs.....	2002
<b>Memphis</b> .....	2000-01
Defensive Backs.....	2000-01
<b>Bowling Green</b> .....	1995-99
Defensive Backs.....	1999
Running Backs.....	1996-98
Defensive Graduate Assistant.....	1995



## JEREMIAH WASHBURN

**Assistant Offensive Line**  
Years with Lions: 3; Years in NFL: 10

Jeremiah Washburn joined the Lions coaching staff as the assistant offensive line coach in 2009. Before coming to Detroit, he had spent six seasons working in the Baltimore Ravens player personnel department.

Washburn was the Ravens' area scout for the Southwest from 2005-08 and covered schools from the Big 12, SEC, WAC and Conference USA. He also assisted with the acquisition of rookie free agents following the draft.

## LIONS COACHING HIGHLIGHTS

Detroit's offensive line allowed only 27 sacks in 2010 while having the third-most pass attempts in the league (633).

- The Lions finished with a sacks-per-pass play percentage of 4.09, the third-lowest sacks per pass play percentage allowed by Detroit since 1960.

During his first two years in Baltimore (2003-04), Washburn was a player personnel assistant. He assisted in pro scouting, including some advance scouting of opponents, unrestricted free agents, NFL Europa and other free agents, and he also assisted the college scouting director in preparation for the NFL Draft.

In 2002, Washburn entered the NFL as a football operations assistant with the Carolina Panthers.

Washburn was a three-year guard at the University of Arkansas. He was an international economics major and was a graduate assistant for the athletic department while he earned his MBA.

Washburn and his wife, Susan, have two daughters, Ally and

Megan, and a son, Drew.

## WASHBURN'S BACKGROUND

<b>Detroit Lions</b> .....	2009-
Assistant Offensive Line.....	2009-
<b>Baltimore Ravens</b> .....	2003-08
Area Scout.....	2005-08
Player Personnel Assistant.....	2003-04
<b>Carolina Panthers</b> .....	2002
Football Operations Assistant.....	2002
<b>Arkansas</b> .....	2000-01
Graduate Assistant.....	2000-01



## GEORGE YARNO

**Offensive Line**  
Years with Lions: 3; Years in NFL: 4

George Yarno enters his third season as Detroit's offensive line coach. Prior to joining the Lions' coaching staff, Yarno spent the 2008 season as the assistant offensive line coach with Tampa Bay after spending 17 years at

the college level working with the offensive line.

## LIONS COACHING HIGHLIGHTS

Detroit's offensive line was one of the top pass protecting lines in the NFL in 2010, allowing only 27 sacks (sixth lowest in the League) while having the third-most pass attempts (633).

- The Lions pass protection stayed consistent despite the team starting three different quarterbacks in 2010. Among the teams in the Top-5 in sacks per pass play, only the Lions started more than one quarterback.
- For the season, the Detroit finished with a sacks-per-pass play percentage of 4.09. It was the third-lowest sacks per pass play percentage allowed by the Lions since 1960.

From 2003-07, Yarno worked at his alma mater, Washington State, in his second stint as the school's offensive line coach. During the 2003 season, he guided All-Pac-10 selections Josh Parrish (first team) and Calvin Armstrong (honorable mention) to become 2003 Holiday Bowl champions. Yarno began his coaching career with the Cougars from 1991-94.

Over the course of his 17-year college coaching career, Yarno served as an offensive line coach at both LSU (2001-02), winning a SEC title (2001), and at Arizona State (2000). Yarno also served as an assistant head coach/offensive line coach at Houston (1998-99) and as an offensive coordinator/offensive line coach at Idaho (1995-97).

Prior to coaching, Yarno was a two-time PAC-10 conference honoree as a defensive lineman at Washington State (1975-79). In 1979 he signed as a free agent with Tampa Bay where he played for five years (1979-1983). Yarno later joined the Denver Gold of the upstart USFL (1984-85) before returning to the Buccaneers (1985-87). Yarno finished out his NFL playing career with Atlanta (1988), Houston (1989) and Green Bay (1990).

Born August 12, 1957, Yarno and his wife, Cindy, have three children, Josh, Adrienne and George.

## YARNO'S BACKGROUND

<b>Detroit Lions</b> .....	2009-
Offensive Line.....	2009-
<b>Tampa Bay Buccaneers</b> .....	2008
Assistant Offensive Line.....	2008
<b>Washington State</b> .....	2003-07
Offensive Line.....	2003-07
<b>Louisiana State</b> .....	2001-02
Offensive Line.....	2001-02
<b>Arizona State</b> .....	2000
Offensive Line.....	2000
<b>Houston</b> .....	1998-99
Assistant Head Coach/Offensive Line.....	1998-99
<b>Idaho</b> .....	1995-97
Offensive Coordinator/Offensive Line.....	1995-97
<b>Washington State</b> .....	1991-94
Offensive Line.....	1991-94

## JAMES HARRIS



### SENIOR PERSONNEL EXECUTIVE

Years with Lions: 3

James Harris joined the Lions' player personnel department after spending six seasons (2003-08) as the Jacksonville Jaguars vice president of player personnel. While directing the Jaguars player personnel area, he oversaw all player acquisitions, including:

college draft, free agency, undrafted player signings and the scouting of players in other professional leagues.

Known affectionately as "Shack," Harris has 36 years of NFL experience, with the past 24 years working in player personnel and scouting.

Harris originally began his front office career in 1987 when he joined the Tampa Bay Buccaneers as a scout, a position he would hold for six years (1987-92). He then moved on to the New York Jets and served as the team's assistant general manager from 1993-96. In 1997, Harris was named the director of pro personnel for the Baltimore Ravens. He was a member of the Ravens' player personnel department from 1997-2002, and he earned a Super Bowl ring with the Ravens as the team claimed a world championship with a victory in Super Bowl XXXV.

In 1969, Harris was drafted by Buffalo in the eighth round of the draft—an achievement of its own right since he was just one of a few blacks ever drafted at quarterback at the time. He would play for the Bills from 1969-71, and he would become the first black in NFL history to open the season as a starting quarterback. Harris then played for Los Angeles from 1973-76. While with the Rams, he was the Pro Bowl MVP in 1975 after throwing two touchdowns in a 14-13 win over the AFC. In 1976, he led the NFC with an 89.8 passer rating, which included a 436-yard outing against the Miami Dolphins. He concluded his career in San Diego where he played for the Chargers from 1977-81.

Harris has also impacted the community through the Shack Harris Doug Williams Foundation, which is a non-profit, tax-exempt organization dedicated to creating opportunities for economically disadvantaged youth. The foundation, established in 2005 with fellow NFL quarterback pioneer and Grambling State alumnus Doug Williams, provides grants for after-school initiatives, leadership development, mentoring programs and minority higher education assistance.

Harris' front office work has been recognized by numerous organizations. For two years in a row (2003 and 2004), he was one of the top-50 most influential minorities in sports by Sports Illustrated, and in 2005 he received recognition as one of "the most powerful African Americans in sports" by Black Enterprise. In March 2006, he was awarded the Fritz Pollard Alliance's Paul "Tank" Younger Award that recognized his efforts to level the playing field and improve life for minorities. In February 2007, William Rhoden featured Harris as a member of the Field Generals in ESPN's "Third and a Mile: The Trials and Triumphs of the Black Quarterback." Last year, Harris received the Onyx Awards Achievement in Sports by Onyx Magazine.

Prior to being drafted in 1969, Harris played for one of college football's most legendary coaches, Eddie Robinson, at Grambling State. During each of his four seasons (1965-68), the Tigers won or shared the SWAC title. He was named MVP of the 1967 Orange Blossom Classic and was named Pittsburgh Courier Player of the Year in 1968. As a legendary athlete and quarterback at Carroll High School in his hometown of Monroe, La., Harris received two-time All-State honors as he led Carroll to two unbeaten seasons and a state title.

Harris and his wife, Vickie, have two sons, James and Aaron, and two daughters, Felicia and Ashley.

## SHELDON WHITE



### VICE PRESIDENT OF PRO PERSONNEL

Years with Lions: 15

Sheldon White is entering his 15th season with the Lions. During his first three years in the Lions' personnel department, White fulfilled a myriad of roles: in 1997 as the team's BLESTO area scout, in 1998 as an area scout and in 1999 working in both the college and

pro scouting areas.

In his current capacity, White heads a team of personnel scouts that are responsible for evaluating all of the players in the National Football League as well as the current Lions roster. He plays a key role in free agency and assists in the draft. White is also involved in some salary cap issues, negotiating contracts for selected draft choices from Rounds 2-7 and selected free agents, and he handles the budgeting for the pro scouting department. Additionally, he is responsible for official daily personnel transactions and ensures that the team is in compliance with the NFL Player Personnel rules and regulations.

In 2004, White completed the NFL's career development program at Stanford's Graduate School of Business.

White, a Lions' defensive back from 1990-92, initially re-joined the organization in '97 as a BLESTO scout after coaching wide receivers at his alma mater, Miami (Ohio) from 1994-96. That post followed a six-year NFL playing career in which White also saw action for the New York Giants in 1988-89 and the Cincinnati Bengals in 1993.

A native of Dayton, Ohio, White was a four-year starter at Miami (Ohio) from 1984-87, and was named to their first team All-Century team. He earned first-team All-MAC honors in 1986-87 and served as a key contributor to the school's MAC title in '86.

In 1988, he was selected by the Giants in the third round of the NFL Draft, and was named to the All-NFL Rookie first-team by College & Pro Football Weekly. White was also named the team's Rookie of the Year after leading the club with four interceptions. Following a two-year stint in New York, White signed with the Lions. He played three seasons in Detroit and was a member of the 1991 team that won the NFC Central title and advanced to the NFC Championship game. White then signed as an unrestricted free agent with the Bengals, where he spent the '93 campaign, before entering the coaching ranks at Miami (Ohio) in 1994.

In July 2004, White began serving as a member of the Business Advisory Council Executive Committee of the Richard T. Farmer School of Business at his alma mater, Miami University.

White is a graduate of Miami with a bachelor's degree in business administration, majoring in finance. He and his wife, Amy, have four children: sons, Sheldon II, Jordan and Cody, and a daughter, Lacy.





## **SCOTT McEWEN** *Director of College Scouting* Years with Lions: 25

Scott McEwen is now in his 25th season working in the Lions' personnel department. He manages the college side of the team's scouting department, and he is a key cog in the team's evaluation of college players throughout the country. McEwen plays an integral role in the team's planning and preparation for the annual college selection meeting.

McEwen is the team's elder statesman among the members of the player personnel department, having been a member of the scouting staff for the longest period of time. He originally joined the organization in 1987.

A 1980 graduate of West Liberty State (W.V.), McEwen began his tenure with the Lions as an area scout after spending two seasons working for the BLESTO Scouting Service. Prior to his scouting career, the East McKeesport, Pa., native served as the defensive line coach at his alma mater from 1980-81, and later coached four seasons at Duquesne University (Pittsburgh, Pa.).

McEwen and his wife, Colleen, reside in Pittsburgh, Pa., and have four sons: Scott Jr., Matthew, Patrick and Michael.



## **MILLER McCALMON** *Assistant Director of Pro Personnel* Years with Lions: 3

Miller McCalmon joined the Lions' player personnel department in 2009 and has more than 30 years of experience in the NFL as a scout, coach and administrator. From May 2000-May 2007, McCalmon was the Houston Texans' associate director of pro scouting. McCalmon previously was a college scout with the Washington Redskins for 10 years, and during the 1999 season he worked with General Manager Martin Mayhew who was an intern in the Redskins scouting department.

From 1988-89, McCalmon served as a scout for BLESTO, the national scouting combine that represents 12 NFL teams.

Prior to his stints as a scout in the NFL, McCalmon served in several coaching capacities. From 1986-87, he was an assistant coach with the Houston Oilers and was in charge of special teams and tight ends. Before spending a year (1985) in private business, he worked with the Buffalo Bills from 1980-84. For three years (1980-82), he was on special assignment with the Bills under Head Coach Chuck Knox before working as special team's coach under Kay Stephenson (1983-84). From 1978-79, he was an administrative assistant for defensive planning for Head Coach Ted Marchibroda and the Baltimore Colts. He originally broke into the NFL as a personnel scout for Head Coach George Allen and the Redskins from 1976-77.

Before entering the pro ranks, McCalmon was the head coach at Erie (Colo.) High School from 1973-75. McCalmon was a graduate assistant at Colorado State from 1971-72. He began his coaching career as a graduate assistant at Tulsa in 1970 while he earned his master's degree in educational administration.

McCalmon is a native of Denver, Colo., and he and his wife, Georgia, have three daughters: Piper, Katherine and Jennifer. They also have six grandchildren: Sabina, Noel, Ana, Brooklyn, Caroline and Elijah.



## **CHARLIE SANDERS** *Assistant Director of Pro Personnel* Years with Lions: 23

Long-time Lions' player and coach Charlie Sanders re-joined the club in a scouting role February 18, 1998. He was promoted to Assistant Director of Pro Personnel March 1, 2000 after serving the previous two seasons as a pro scout. Sanders compiles reports and evaluations on upcoming Lions' opponents and players throughout the league and aids in preparation for the NFL Draft.

Sanders is a member of the Pro Football Hall of Fame Class of 2007 and is only the seventh tight end in NFL history to be enshrined into the Pro Football Hall of Fame.

Overall, Sanders has spent 38 years affiliated with the Detroit

Lions organization, including 10 years as a player (1968-77), seven as a broadcaster (1983-88, 1997), eight as a coach (1989-96) and the last 13 as a player personnel scout (1988-10).

After eight years on the Lions' coaching staff (tight ends in 1989-90 and wide receivers in 1991-96), Sanders spent the 1997 season as a radio broadcaster on the team's flagship station, WXYT. That assignment added to a radio broadcast resume that includes time as the club's color commentator from 1983-88.

One of the best tight ends of his era, Sanders caught 336 passes (fifth on the team's all-time list) during his 10-year career (1968-77) for 4,817 yards. He appeared in seven Pro Bowls, was twice named All-Pro and missed only 12 games during his career.

Drafted by the Lions in the third round from the University of Minnesota in 1968, Sanders was the only rookie that season selected to play in the Pro Bowl and he finished second to then-teammate Earl McCullough for NFL Rookie of the Year honors. He was inducted into the Michigan Sports Hall of Fame in 1990, the North Carolina Sports Hall of Fame, his native state, in 1997 and the Guilford County Sports Hall of Fame in 2005.

Sanders and his wife, Georgianna, have nine children -- Mia, Charese, Mary Jo, Georgianna, Charlie Jr., Nathalie, Tallisa, Wayne and Jordan. Daughter Mary Jo was a professional boxer and a six-time world champion and his son Wayne played football for the Saginaw Valley State University.



## **LANCE NEWMARK** *Assistant Director of College Scouting/ National Scout* Years with Lions: 13

Lance Newmark enters his 13th year in the Lions' player personnel department and his fourth as Assistant Director of College Scouting. Newmark, 36, continues to evaluate prospects as a National Scout, and has added responsibilities within the club's college scouting effort.

Newmark's time with the Lions began in 1998, assisting the player personnel department with various pro and college scouting assignments during the season and in preparation for the 1999 draft. Newmark was officially hired as a personnel scout on May 1, 1999. Newmark worked six seasons in that role before being promoted to National Scout in 2005.

Raised in La Mesa, California, Newmark played wide receiver for two years at San Diego Mesa College, before transferring to the University of San Diego for one year, where injuries ended his playing career. Newmark holds a degree in Social Sciences.

Prior to his time with the Lions, Newmark worked two years for the San Diego Chargers as a staff assistant.

Newmark, and his wife, Jennifer, reside in Commerce Township, Michigan with their daughters, Laci, Kendall and Ava.



## **CARY CONKLIN** *Regional Scout* Years with Lions: 3

Cary Conklin, who serves at the team's West Coast regional scout, brings both scouting and coaching experience to the team's player personnel department. From 2006-08, Conklin was a scout for the St. Louis Rams and

was a scout for the Washington Redskins in 2003. As a coach, Conklin coached quarterbacks at Eastern Michigan from 2000-01 and was the wide receivers coach at the University of Washington in 1998. He began his coaching career at Washington where he was a student assistant and worked with quarterbacks from 1996-98.

In 1990, Conklin was a fourth-round pick at quarterback by the Washington Redskins in the NFL Draft. He played for the Redskins from 1990-94 and with the San Francisco 49ers in 1995. Conklin was a teammate of Mayhew with the Redskins during the 1990-92 seasons.

In college, Conklin set numerous passing records for the Washington Huskies. He was recruited to play for the Huskies after being named Washington's Gatorade Player of the Year while attending Eisenhower High School in Yakima, Wash.

Conklin is married to wife, Demetra, and has two daughters, Cosette and Violet, and a son, Canon.


**CHAD  
HENRY**
**Regional Scout  
Years with Lions: 14**

Chad Henry, one of the team's regional scouts who evaluates college talent throughout the year, enters his 14th year working full-time in the Lions' player personnel department and 15th year overall in the organization. He originally served as the team's BLESTO scout before being promoted to area scout in 2000.

Henry possesses a variety of experience, both in coaching and scouting at all levels of football. Before being hired full-time in 1998, he spent a year as an intern in the Lions' personnel department and assisted in numerous capacities in both college and pro scouting. He also served as a personnel and coaching staff assistant for the San Diego Chargers during training camp in 1996. Among Henry's coaching stops were at his alma mater, Indiana (Pa.) Area Senior High School in the Fall of '97, and as a scholastic level summer league baseball coach in 1996-97.

Although side effects from a bout with cancer during high school ended Henry's playing career prematurely, he continued in football as a student assistant at Penn State from 1991-93. He was also an undergraduate assistant coach and recruiting assistant at Indiana University of Pennsylvania upon transferring there in the spring of 1994.

In May 1996, Henry received his bachelor's degree from Indiana University of Pennsylvania in English. He completed his master's work in labor and industrial relations from the same school in May 1998.

Henry, and his wife, Holly, reside in Pittsburgh, Pa. They have three children: Leah (4), Madeline (3), and Trent (1). Henry's father, Jack, coached the Lions' offensive line from 1997-99, and retired in 2009 after a 40 year coaching career.


**JOE  
KELLEHER**
**BLESTO Scout  
Years with Lions: 1**

Kelleher joins the Lions' Player Personnel Department having worked most recently as a scouting assistant for National Football Scouting and the National Invitational Camp (NFL Combine). After his hiring by National Football Scouting in November 2009, Kelleher assisted in several aspects of the organization's operations, including the review of scouting reports, overseeing daily management of the NFL Medical Database website and assisting in the preparation and operations of the NFL Combine held annually in Indianapolis.

Earlier that year, Kelleher served a six-month internship as a scouting intern for BLESTO Scouting.

In 2008, Kelleher interned for the Lions Football Operations Department, as he assisted with the team's training camp logistics, team travel and other aspects of the team's day-to-day football operations.

While a graduate student at Ohio University, Kelleher was an operations graduate assistant for GamePlan, a sports video technology firm, and he interned with the New York Giants Pro Personnel Department during training camp in 2007.

Kelleher attended Butler University and played offensive tackle and tight end for the Bulldogs football team. He was on Butler University's athletics academic honor role every semester while in college and was the 2004 recipient of the Hilton U. Brown Mental Attitude Award. Kelleher graduated from Butler with a bachelor's degree in business-marketing. He went on to earn a master's of business administration and a master's of sports administration from Ohio University.


**ROB  
LOHMAN**
**College Scouting Coordinator/  
Regional Scout  
Years with Lions: 5**

Rob Lohman enters his fifth season with the Lions. He serves as the team's college scouting coordinator, handling various administrative duties within the college scouting department, and is also a regional scout.

He originally joined the player personnel staff in May 2007 and had a variety of responsibilities in both college and pro scouting, including serving as the team's advance scout during his first season.

Previously, Lohman spent six years with the Houston Texans, and was a member of the organization before it began play in the NFL in 2002. From 2004-06, he served as the team's northeast regional scout, and was the team's pro administrator from 2002-03. Additionally in 2003, he handled all the team advance scouting duties. Lohman joined the Texans in 2001 as a scouting intern.

Before entering the NFL ranks in 2001, he was a graduate assistant at Syracuse University, where he earned his master's degree in higher education.

In 1998, Lohman was a special teams and recruiting assistant at Hofstra.

Lohman graduated from the University of South Carolina, where he earned a bachelor's degree in sports management and worked with the Gamecock's football program as an undergraduate recruiting assistant. He and his wife, Mari, have a son, Brenden.



**SILAS  
MCKINNIE**
**Regional Scout  
Years with Lions: 9**

Silas McKinnie enters his ninth season as personnel scout with the Lions. Prior to joining the club in 2003, McKinnie spent five NFL seasons (1997-2002) as a regional scout with the Minnesota Vikings.

Before joining the Vikings, McKinnie concluded a 20-year career as a college basketball coach, including a three-year stint as an assistant coach for the University of Miami (1994-96).

McKinnie played football at the University of Iowa from 1965-67, where he earned All-Big 10 honors as a running back. He graduated in 1968 with a bachelor's degree in speech and dramatic arts. Following graduation, McKinnie played five seasons of professional football with the Saskatchewan Rough Riders of the Canadian Football League (1968-71, '73). He signed with the St. Louis Cardinals in 1972, but played the season with the Atlanta Falcons and the Kansas City Chiefs.

Silas Anthony McKinnie was born in Detroit. He attended Robichaud High School in Dearborn, Mich., where he earned all-state honors in both football and basketball. He has a daughter, Ixchel, and a son, Lance.


**DAVE  
SEARS**
**Regional Scout  
Years with Lions: 5**

Dave Sears joined the team as a regional scout in May 2007 after spending seven seasons with the Houston Texans organization. He joined the Texans' personnel department in May 2000 to scout the central region.

Prior to his stint in Houston, Sears spent three seasons (1997-2000) working with Washington's scouting department. He started with the Redskins as an intern in January 1997 and was hired as their scouting administrator in May. Sears was promoted as the Redskins' BLESTO scout in May of 1998. He also spent time interning for the Springfield Falcons in the American Hockey League.

Sears earned a bachelor's degree in sports management from Springfield (Mass.) College and he was a four-year linebacker for Springfield's football team. He attended Hauppauge High School in his hometown of Hauppauge, N.Y., and lettered in football, basketball and lacrosse.

Sears is married to wife, Nancy and together they have a daughter, Delaine.



**DAVE UYRUS**  
**National Scout**

Years with Lions: 12

Dave Uyrus joined the Lions' personnel department as an area scout in June 2000, and 2011 marks his 12th season with the club. Prior to joining the club's scouting staff, Uyrus spent seven years (1994-2000) with New England. He started as their assistant director of pro scouting (1994-96) and then was director of pro scouting for three years (1997-99). Uyrus worked as a national scout for the Patriots in 2000.

Uyrus has been coaching and scouting in the collegiate and professional ranks for the past 30 years, beginning with his first job in 1974 as freshman coach of his alma mater, Middlebury College. In 1975, he coached the varsity tight ends at Brown University and the following year he was an assistant coach at Lee High School in Lee, Massachusetts. He then joined Dick MacPherson's staff at Massachusetts as a graduate assistant in 1977-78 before moving on to American International in 1979 and Merchant Marine Academy in 1980.

Following those stints, Uyrus then re-joined MacPherson's staff at Syracuse in 1981. He spent 10 seasons (1981-90) with the Orangemen, six as the tight ends and special teams coach (1985-90). He moved into the professional ranks after MacPherson was named the head coach of the Patriots in 1991. He spent the 1991-92 campaigns as the Patriots' assistant defensive line and special teams coach before coaching the tight ends and special teams at Cornell in 1993.

Uyrus earned honorable mention Little All-American, All-ECAC and All-New England Small College honors as a junior at Middlebury. He and his wife, Heidi, have two daughters: Haley and Gwendolyn.

## CEDRIC SAUNDERS



**CEDRIC SAUNDERS**  
**VICE PRESIDENT OF FOOTBALL OPERATIONS**

Years with Lions: 6

Cedric Saunders is in his sixth year with the Lions and was named vice president of football operations September 24, 2008. In 2007, Saunders was promoted to director of football operations in his second season with the club. He came to Detroit after spending the previous five seasons with Tampa Bay.

Saunders works closely with Sr. Vice President and General Manager Martin Mayhew and oversees football operations, including the coordination of the year-round football calendar. Among his duties, Saunders oversees the Lions' player development department, video department, equipment operations, team travel, athletic training staff, strength and conditioning, cafeteria operations, security department and human resources. Along with the coordination of those departments, he handles the annual budgets for the coaching staff, coaching support staff and player personnel department.

He also assists with player personnel, including the development of the team's roster, college scouting and on-campus visits and pro talent evaluation. Saunders plays a role in the coordination of the team's free agency and draft agenda, including free agent and draft eligible visits.

Each season, Saunders is responsible for interviewing and hiring coaching interns as part of the NFL Minority Coaching Program.

In addition to his various football operations responsibilities, he also assists with contract negotiation.

While directing the player development department in Tampa Bay, Saunders helped get players involved in continuing education programs, off-season internships and jobs to prepare for possible post-NFL careers. He was also the main contact between the players and the club's community relations department and encouraged player involvement in charities and community activities.

Prior to joining the Buccaneers, Saunders spent the previous two seasons as an area scout for the Kansas City Chiefs, evaluating college talent in the Midwest. A native of Sarasota, Fla., Saunders was in training camp for three seasons with Tampa Bay (1994-96), and saw action on both the practice squad and active roster in 1995 as a tight end and special teams player. He also played with the Scottish Claymores of NFL Europe in 1997.

A four-year starter at Ohio State, Saunders posted 68 career receptions for 853 yards for the Buckeyes. He recorded 27 catches

and earned second-team All-Big 10 honors as a senior in 1993 and was an honorable mention selection as a junior.

Saunders and his wife, Bashi, have two daughters, Reegan and Charlie Bleu, and two sons, Cayden and Kai.

## DEAN KLEINSCHMIDT



**DEAN KLEINSCHMIDT**  
**COORDINATOR OF ATHLETIC MEDICINE/ATHLETIC TRAINER**

Years with Lions: 5

Dean Kleinschmidt, who was hired in April 2007, has acquired over three decades of experience in the athletic medicine field, most of which occurred on the NFL level. Kleinschmidt, now in his fifth season with the Lions, oversees the team's athletic training and medical operations.

Kleinschmidt's distinguished career as an athletic trainer includes 36 years in the NFL and three seasons in Division I college athletics. Prior to joining the Lions, he completed three seasons (2004-06) as the head athletic trainer for Indiana University's football program.

Previous to his stint at Indiana, Kleinschmidt was the head athletic trainer for the Washington Redskins (2002-03). For a two-year period, he worked in the private sector as the administrative director at East Jefferson Hospital Wellness Center in Metairie, La. (2001-02).

For 31 years, Kleinschmidt served as an assistant (1969-70) and head athletic trainer (1971-99) for the New Orleans Saints. He was promoted to head athletic trainer in 1971, becoming the NFL's youngest ever head athletic trainer at the age of 24.

Kleinschmidt is a 1970 graduate from Indiana University where he earned a bachelor's degree in health and safety and a major in athletic training. His work has been well-recognized throughout his career, and he is an inductee in the Senior Bowl Hall of Fame (2008), Southeastern Athletic Trainers Association (National Athletic Trainers Association District IX) Hall of Fame (2007), New Orleans Saints Hall of Fame (2002), National Athletic Trainers Association Hall of Fame (1994) and the Louisiana Athletic Trainers Association Hall of Fame (1990).

In 2003, Kleinschmidt was awarded the National College Football Foundation Athletic Trainer of the Year and has received distinguished awards from Indiana University and the U.S. Sports Academy.

In 1986, he directed an athletic training department for the Saints that was named the NFL Athletic Training Staff of the Year.

In addition to his duties over the years, Kleinschmidt has coordinated all sports medicine efforts at the Senior Bowl All-Star Game in Mobile, Ala., since 1971. He also has served on the board of directors and as president, including three terms, of the Professional Football Athletic Trainers Society. During his career, Kleinschmidt has been a member of two NFL advisory committees to the Commissioner: Drugs of Abuse & Alcohol and Anabolic Steroids & Related Substances.

Dean and his wife, Marlene, have a son, Rhett, and a daughter, Morgan. Rhett, who played wide receiver at Indiana University, is now a weekend sports anchor and reporter for the NBC affiliate WHDH-TV in Boston. Morgan is a sophomore at Louisiana State University.

## AL BELLAMY



**AL BELLAMY**  
**ATHLETIC TRAINER**

Years with Lions: 11

Al Bellamy enters his 11th season as athletic trainer. In his role, Bellamy helps manage the team's athletic training staff and works closely with the team's physicians.

Bellamy arrived in Detroit following 13 years as assistant trainer with the Washington Redskins. Bellamy began working with the Redskins in 1988 and was a member of the team's medical staff when Washington won Super Bowl XXVI.

In 2009, Bellamy also served on the Gatorade Advisory Board.

Prior to joining the Redskins, he served a two-year stint as an assistant athletic trainer with the University of Miami (Fla.) football team (1986-87). During this span, he worked with the Hurricanes' program that claimed the 1987 National Championship and included former Lions' safety Bennie Blades and wide receiver Brett Perriman. That assignment was his first full-time job and came after he had





earned his master's degree in physical education (emphasis on sports medicine) from Syracuse.

Before obtaining his master's from Syracuse, Bellamy attended Michigan State as an undergraduate and received his bachelor's degree in health education in 1984. While at MSU, he began working in the NFL when he served training camp internships with both the St. Louis Cardinals and San Francisco 49ers.

Prior to attending Michigan State, Bellamy attended Archbishop John Carroll High School in Washington, DC. In recognition of Bellamy's career in athletic training, the school's annual Student Athletic Trainer and Manager of the Year Award is named in his honor.

He and his wife, Sharon, reside in Northville, Mich., with their son, Chase, and daughter, Ashley.

## BILL KEENIST



### SR. VICE PRESIDENT OF COMMUNICATIONS

Years with Lions: 27

Bill Keenist embarks upon his 27th year within the Lions' organization. In 2001, he was promoted to the post of senior vice president of communications. Keenist, the team's chief spokesman on organizational matters, oversees communications, community affairs

and new media, and he works closely with other team business initiatives, including broadcasting, marketing, sales and tickets.

For seven years prior, Keenist served as a team vice president supervising the areas of communications, broadcasting and marketing. In 1994-95, Keenist directed the team's launch of several in-house media programs, including: a team television show, radio shows, a state-wide preseason TV and highlight show network, team newspaper, magazine and Internet site. Many of those entities are still in operation today.

Keenist has over the years assisted in the negotiations of broadcast contracts for local radio and TV, most recently including the Lions' radio deal in 2005 when the Lions renewed their relationship with Infinity Broadcasting by inking a new five-year deal that includes greater presence on the team's flagship station, 97.1 FM, and other auxiliary programming.

In 1997, Keenist directed a restructuring of the Lions' ticket office, which included the establishment of both telemarketing and group sales departments. In the season prior to these changes, the season ticket base had fallen to near 30,000. In 2002, the first year at Ford Field, the Lions sold out their regular season ticket packages and, for the first time, have a waiting list for prospective season ticket buyers.

Keenist has been with the Lions since 1985 when he was hired as assistant public relations director. In 1987 he was named director of public relations, a position he held until his appointment as director of marketing, broadcasting and communications in 1991. He held that position until 1994 when he was promoted to vice president for administration and communications.

In 1981, Keenist's NFL career began when he worked for the Washington Redskins as a public relations assistant. He was a member of the Redskins staff when the team won Super Bowl XVII in 1983 over Miami. He also served as the Redskins' director of promotions in 1983.

After leaving the Redskins, Keenist returned home to the Pittsburgh area where he was the public relations director for the Pittsburgh Maulers of the United States Football League in 1984. After the Maulers' one season in the USFL, Keenist served as the sports public relations director for the Pittsburgh Civic Arena, where he worked primarily with the Pittsburgh Penguins.

Keenist's talents have been recognized around the NFL. For Super Bowls XXIV through XXVIII he had the honor of being selected a public relations co-captain, which involves the coordination of all media-related activities at the Super Bowl. In all, he has worked a total of 18 Super Bowls for the NFL. In the past, he has served on the following NFL PR/Marketing Committees: Broadcasting; Governmental Affairs and Insider Magazine. Keenist has been the PR, Chairman of the NFC Central division and Chairman of the Public Relations Special Projects Committee.

In 2002, Keenist was honored by the Detroit Sports Broadcasters Association with the "Best of the Best" award, which annually honors the top sports public relations people in the Detroit media market. In 2003, the Lions' 2002 club seat ticket commercial, produced by Keenist, was nominated for an EMMY, a first for any Lions' production.

Also among Keenist's accomplishments, he served as a member of Detroit's Super Bowl XL Communications Task Force Committee, and played a key role in the organization's public relations efforts during several Super Bowl XL related events.

Keenist holds a master's degree in sports administration from Ohio University. He also received his bachelor's degree in journalism from Ohio and was a recipient of a Sports Administration Scholarship from the NFL in 1981. As sports editor of The Ohio University Post in 1980, his sports section was named the Best College Sports Section in America by a national panel of sportswriters and columnists, an honor for which he received a post-graduate scholarship.

He then served a graduate internship at Duke University where he worked in the athletic department.

In 2004, Keenist was inducted into the Elizabeth Forward High School Hall of Fame in his hometown of Elizabeth, Pa., and was a member of the school's Class of 1976.

In 2006, Keenist was awarded a medal of merit by Ohio's Alumni Association, which annually honors alumni who have distinguished themselves in their respective professions.

Keenist, 53, lives in Oxford with his wife Cindy and their three children: sons, Billy and Christopher, and daughter, Lindsay. He is an active member of Oxford High School's Athletic Boosters, a member of the Oxford School District Strategic Planning Committee and serves on Oxford's School Board.

Both sons, Billy and Christopher, played for the Bulldogs' football program at Adrian (Mich.) College.

## LUIS PEREZ



### SR. VICE PRESIDENT - CFO

Year with Lions: 1  
Years in NFL: 7

Perez joined the Detroit Lions front office as Senior Vice President CFO this past offseason. His role will consist of overseeing the club and stadium's financial, insurance, banking, information technology, business systems, retail store and purchasing

operations. Perez reports directly to President Tom Lewand. Before joining the Lions, he spent seven years as the managing director at Modell Ventures.

Perez comes to Detroit with 12-plus years of financial related experience in the sports industry. He has served as the chief financial officer for the Baltimore Ravens (1998-2004) as well as controller for the New York Knicks and the New York Rangers (1997-98). Prior to joining the Knicks and Rangers, Perez was controller for the Philadelphia Phillies (1992-97). He began his career as a member of the international accounting firm of KPMG (1986-92), becoming a CPA in 1990.

In 1986, Perez graduated from the College of New Jersey with a B.S. in accounting. While at the College of New Jersey, he was a captain of the baseball team and was an Academic All-America nominee after his junior and senior years.


Perez has sat on the board for The SEED Foundation since 2007. SEED ([www.seedfoundation.com](http://www.seedfoundation.com)) partners with urban communities to provide innovative educational opportunities that prepare underserved students for success in college and beyond.

Born in Las Villas, Cuba, Luis moved to the United States at the age of four. He and his wife, Joanne, have three daughters: Kelly, Allison and Christina.

***2011 DETROIT LIONS***

**PLAYER PROFILES**





## CLIFF AVRIL

**Defensive End**

**Purdue**

**Ht: 6-3**

**Born: 4/8/86**

**Draft: '08, R3c (92)-Det**

**4th Year**

**Wt: 260**

**Green Cove Springs, Fla.**

92

Complete biographical information available on [Detroitlions.com](http://Detroitlions.com).

### MANE FACTS

- Having not started playing football until the 11<sup>th</sup> grade, Avril looked up to RB Barry Sanders and RB Emmitt Smith. When he started playing football, he'd pay attention to LB DeMarcus Ware and guys that played in the 3-4 scheme.
- Avril loves watching television shows *Martin* and *The Fresh Prince*.
- Avril enjoys playing basketball, but has slowed down a little now that he dedicates much of his time to football. He also likes to sit at home and play video games.
- During the offseason Avril likes to go home and chill out with his family since he doesn't see them much for half of the year.
- After football, Avril would like to own a couple of businesses. He wouldn't mind owning a few clothing stores, or a few stores in the mall back at home.

### TRANSACTIONS

- Drafted by the Detroit Lions in the third round (92<sup>nd</sup> overall) in the 2008 NFL Draft.

### PRO

Through three NFL seasons, Avril has proven effective as a pass rusher and has a knack for forcing fumbles while taking down opponent's quarterbacks. In his career, he has played 41 games (28 starts), collected 93 tackles (65 solo), registered 18.0 sacks (120.5 yards lost), knocked down 7 passes, recovered 2 fumbles, forced 8 fumbles and has 3 special teams tackles.

- It didn't take long for Avril to prove himself as a pro during his rookie season as he quickly emerged as a regular contributor in the defensive end rotation. Among all rookie pass rushers in 2008, he finished tied for first with 5.0 sacks and was first with four forced fumbles.
- Avril ended his first season with 22 tackles, having played 15 games, including the final four as a starter.

**2010:** Team's starting left end. Registered career single-season high 8.5 sacks, despite missing three games due to injury, on the year to go along with 31 (22 solo) tackles and three pass defenses.

- His 8.5 sacks were the most by a Lions defensive end since DE James Hall registered 11.5 in 2004.
- Recorded a fumble recovery for a 10-yard gain which helped set up a 4-yard touchdown from RB Jahvid Best on the ensuing drive at Chicago (9/12). Also tallied a solo tackle.
- Inactive vs. Philadelphia (9/19) after suffering a knee and finger injury in opener at Chicago.
- Returned to the starting line-up at Minnesota (9/26) and recorded 3 tackles (2 solo) and a pass defense. Avril's deflected pass resulted in a CB Alphonso Smith interception which led to a Lions field goal to end the first half.
- Recorded a career high 2.0 sacks for a loss of 16 yards, five tackles (3 solo), three tackles for loss and had two quarterback hits against the Washington Redskins (10/31).
- Registered a 9-yard loss on sack, and forced a fumble against New York Jets (11/7).
- Inactive (quadriceps) at Buffalo (11/14) and at Dallas (11/21).
- Returned to lineup against New England (11/25), recording two tackles (2 solo).
- Career-high 3.0 sacks against Chicago (12/5) for a loss of 21 yards. Added four tackles (4 solo). Became the first Lions defensive player to register 3.0 sacks in a game since DE Dwayne White had 3.0 sacks vs. Tampa Bay Oct. 21, 2007.
- Limited playing time as he injured ribs during game against Green Bay (12/12).
- Recorded eighth sack of the season with a 3-yard loss at Tampa Bay (12/19). Added one tackle for loss and two quarterback hits.
- Had two solo stops and one pass defense at Miami (12/26).
- Recorded a 0.5 sack for a loss of four in Lions win over Minnesota (1/2) in the season finale. Added five tackles (3 solo) and one pass defense.

### COLLEGE

Avril moved to defensive end in his final two seasons for the Boilermakers and registered 30 of his 35.5 tackles behind the line of scrimmage and 12.5 of his 13 sacks from the left end position. In 40 games at Purdue, he started in 35 contests, with 12 starts coming at strong-side linebacker and the other 23 at left defensive end. He was 12<sup>th</sup> in school history with 13 sacks for minus-79 yards and finished 11<sup>th</sup> in Purdue annals with 35.5 stops for losses of 137 yards.

- Named All-Big Ten Conference by the NFL Draft Report and second-team by the league's media in 2007 after starting all 13 games at left defensive end, where he led the team and tied for tenth in the conference with 6.5 sacks and returned an interception for a touchdown
- Started the first four games at strong-side linebacker in 2006 before

- shifting to left defensive end for the final 10 games.
- Played in 10 games as a sophomore in 2005 before a midseason back fracture forced him to sit out for the rest of the year and limited him in drills the following spring.
- Saw considerable action as a true freshman in 2004 while appearing in 12 games, starting four contests at strong-side linebacker.

### PERSONAL

- Attended Clay High School (Fla.) where he earned second-team All-State honors as a defensive end as a senior and was rated the 37<sup>th</sup> best outside linebacker in the nation by Rivals.com
- Named to the Florida Times-Union Super 24 team and twice earned All-Conference accolades.
- As a senior led the team to an 11-2 record and registered 80 tackles, 9.0 sacks, 11 stops behind the line of scrimmage and four passes defended.
- Named to Class 3A All-State team by the Florida Sports Writers Association in his senior year.
- Lettered in basketball, track and field and weight lifting.
- Retail management major.
- Enjoys playing basketball.

### AVRIL'S SINGLE-GAME BESTS

Tackles:	7	at GB 10/18/09
Sacks:	3.0	vs. Chi 12/5/10
Pass Defenses:	2	vs. StL 11/1/09
Fumbles Forced:	1	(seven times) Last vs. Chi 1/3/10
Fumbles Recovered:	1	vs. Ten 11/27/08
Fumble Return Yards:	10	vs. Ten 11/27/08
Special Teams Tackles:	1	(twice) Last vs. StL 11/1/09

### AVRIL'S DEFENSIVE STATISTICS

Year	Tm	G	S	TT	ST	AT	Sk	Yds	Int	Yds	TD	PD	FF	FR	Yds	TD	STT
2008	Det	15	4	22	17	5	5	30	0	0	0	4	1	0	0	0	1
2009	Det	13	11	40	26	14	5.5	37.5	0	0	0	3	3	0	0	0	1
2010	Det	13	31	22	9	8.5	61	0	0	0	5	1	1	1	10	0	1
<b>Totals</b>		<b>41</b>	<b>28</b>	<b>93</b>	<b>65</b>	<b>28</b>	<b>18.0</b>	<b>120.5</b>	<b>0</b>	<b>0</b>	<b>0</b>	<b>7</b>	<b>8</b>	<b>2</b>	<b>10</b>	<b>0</b>	<b>3</b>

**2010 (Det)**

Date	Opp	G	S	TT	ST	AT	Sk	Yds	Int	Yds	TD	PD	FF	FR	Yds	TD	STT
------	-----	---	---	----	----	----	----	-----	-----	-----	----	----	----	----	-----	----	-----

9/12 at Chi 1 1 1 0 0 0 0 0 0 0 0 0 0 0 0 0 0 0

9/19 PHI 0 0 0 INACTIVE/INJURED

9/26 at Min 1 3 2 1 1 0 0 8 0 0 0 0 1 0 0 0 0 0

10/3 at GB 1 2 1 1 0 0 0 0 0 0 0 0 0 0 0 0 0 0

10/10 STL 1 1 0 1 0 0 0 0 0 0 0 0 1 0 0 0 0 0

10/17 at NRG 1 3 1 2 0 0 0 0 0 0 0 0 1 0 0 0 0 0

10/31 WAS 1 5 4 1 2 0 0 0 0 0 0 0 0 0 0 0 0 0

11/7 NYJ 1 2 1 1 1 0 9 0 0 0 0 0 1 0 0 0 0 1

11/14 at Buf 0 0 INACTIVE/INJURED

11/21 at Dal 0 0 INACTIVE/INJURED

11/25 NE 1 2 2 0 0 0 0 0 0 0 0 0 0 0 0 0 0 0

12/5 Chi 1 1 4 0 0 3 0 21 0 0 0 0 0 0 0 0 0 0

12/12 GB 1 1 0 0 0 0 0 0 0 0 0 0 0 0 0 0 0 0

12/19 at TB 1 1 1 1 0 1 0 3 0 0 0 0 0 0 0 0 0 0

12/26 at Mia 1 1 2 2 0 0 0 0 0 0 0 0 1 0 0 0 0 0

1/2 MIN 1 1 5 3 0 0 5 4 0 0 0 0 0 0 0 0 0 0

**Totals** **13** **31** **22** **9** **8.5** **61** **0** **0** **0** **0** **5** **1** **1** **10** **0** **0** **1**



## JEFF BACKUS

**Tackle**  
**Michigan**  
**Ht: 6-5**  
**Born: 9/21/77**  
**Draft: '01, R1 (18)-Det**

**11th Year**  
**Wt: 305**  
**Norcross, Ga.**

# 76

Complete biographical information available on [Detroitlions.com](http://Detroitlions.com).

### MAINE FACTS

- Named Lions 2009 Ed Block Courage award winner.
- Backus is only the second player out of the University of Michigan to be taken in the first round by the Lions, and the first since Detroit selected Bob Westfall in 1942 with its first pick.
- Although he spent most of his childhood in suburban Atlanta, Backus was born in Midland, Mich.
- Donated Lions' tickets for each home game to C.S. Mott's Children's Hospital through the Lions CATS (Caring Athletes Ticket Service) for Kids program.
- Took part in a special wall-raising ceremony to begin the building of the first Habitat for Humanity home sponsored by the Lions.
- Works with Mott Children's Hospital on numerous fundraisers throughout the season.

### TRANSACTIONS

- Re-signed with the Detroit Lions July 14, 2006 to a long-term contract extension (six-year deal).
- Designated by the Detroit Lions as the team's Franchise Player February 23, 2006 and signed one-year tender May 15, 2006.
- Drafted by the Detroit Lions in the first round (18th overall) of the 2001 NFL Draft.

### PRO

Backus has been the Lions' mainstay at left tackle since being drafted in the first round (18th overall) in the 2001 NFL Draft, and has never missed a game or start (160 consecutive starts) in his career. He has more consecutive starts than any Lions offensive lineman in team history.

- Has longest streak among active interior (offense and defense) linemen in the NFL and streak is fourth longest in the NFL among active players.
- His 160 consecutive starts rank second all-time in team history behind Hall of Fame CB Dick LeBeau (171).
- Only player drafted in 2001 who has started every game as a pro.
- According to the Elias Sports Bureau, with his start vs. Minnesota in the 2010 season finale, Backus became the 10th offensive lineman since 1970 to start 160 consecutive games. Among offensive linemen who started their career since 1970, Backus is the first to begin their career starting their first 160 games.

**2010:** The team's starting left tackle. Anchored left side of Lions' offensive line that ranked fifth in NFL in sacks-per-pass-play (4.09 pct.), giving up just 27 sacks this year on 660 pass plays.

- Part of an offensive line against Philadelphia (9/19), that helped team gain 115 yards rushing, including 78 yards and 2 touchdowns from rookie RB Jahvid Best.
- Part of offensive line unit that allowed just 1 sack on 33 pass plays in the Lions 44-6 win vs. St. Louis.
- Started his 150th consecutive game at the New York Giants (10/17). Became only second player in Lions history to start 150 consecutive games (CB Dick LeBeau, 171).
- In 37-25 victory over Washington (10/31), part of offensive line that allowed only 1 sack on 46 pass plays.
- Key member of offensive line unit that forged 190 rushing yards (season-high) against Packers (12/12), the most team rushing yards since the Lions registered 193 at Green Bay, Dec. 12, 2004.
- Rushing game ground out 181 yards at Tampa Bay (12/19) in the team's 23-20 overtime win and did not allow any sacks on 37 pass attempts. Paved way for RB Maurice Morris to gather 109 yards on the ground. Of the team's 63 yards that set up game-winning field goal in OT, 49 were on the ground including runs of 26 and 14 that started the drive.
- Offensive line helped team gain 180 yards in consecutive games for the first time since Dec. 2004 (215 vs. Arizona 12/5/04 and 193 at Green Bay 12/12/04).
- Started his 160th consecutive game in the Lions 20-13 win over Minnesota in the season finale.

### COLLEGE

Started for the Wolverines at left tackle from 1997-2000. Finished his career with 49 consecutive starts, one shy of the school record of 50 by current Detroit Lions' right tackle, Jon Jansen (1995-98).

- Teamed with Seattle Seahawks 2001 first-round pick, guard Steve Hutchinson, to man the left side of Michigan's offensive line in every campaign since their freshman year.
- Earned All-Big Ten honors four straight years and was an All-American second-team selection by College Football News and ABC Sports. Honorable mention from CNN/Sports Illustrated. Consensus All-Big Ten first-team pick as a senior.
- Co-recipient of the Hugh H. Rader Award for his junior and senior years, given to the team's top offensive lineman.

- In 1999, he was an All-Big Ten first-team selection by the media, and earned University of Michigan Athletic Academic Achievement honors after starting every game at left tackle.
- Started at left tackle during Michigan's Mar. to 1997 Rose Bowl and had a hand in Wolverines winning A.P. National Championship.
- Earned General studies degree in Dec. 2000.

### PERSONAL

Selected to the first-team All-USA squad by USA Today at Norcross (Ga.) High. Was picked to Atlanta Journal-Constitution Super 11 and Super Seven of the Macon Touchdown Club and Chosen as the Gwinnett Touchdown Club Lineman of the Year.

- Selected to play in the Florida-Georgia All-Star Game following his senior season.

Named All-American by Scholastic Coach, Schutt Sports, Reebok, Prep Football Report, Super Prep and was a member of Blue Chip Illustrated's Dream Team.

- Started four years of high school baseball, playing first base and pitcher.
- His mother, uncle and grandfather all graduated from Michigan.
- Born Jeffrey Carl Backus on Sept. 21, 1977 in Midland, Mich.

### BACKUS' GAMES/STARTS

Year	Tm	G	S
2001	Det	16	16
2002	Det	16	16
2003	Det	16	16
2004	Det	16	16
2005	Det	16	16
2006	Det	16	16
2007	Det	16	16
2008	Det	16	16
2009	Det	16	16
2010	Det	16	16
<b>Totals</b>		<b>160</b>	<b>160</b>

### (GRID)IRON MAN

T Jeff Backus, has made 160 consecutive starts at left tackle to begin his career. He has started every game since he was drafted in the first round of the 2001 NFL Draft. Backus currently holds the mark for the most consecutive starts among active interior (offense and defense) linemen and is currently fourth among all active players with 160 straight starts.

- According to the Elias Sports Bureau, Backus became the 10th offensive lineman since 1970 to start 160 consecutive games.
- Among offensive linemen who started their career since 1970, Backus is the first to begin their career starting their first 160 games.
- Backus and Hall of Fame CB Dick LeBeau are the only players in Lions history to start at least 160 straight games. LeBeau started a franchise record 171 straight games in his career.

### NFL Leaders, 160+ Consecutive Starts by Offensive Linemen since 1970

Rk	Player	G
1	Bruce Matthews	229
2	Will Shields	223
3	Randall McDaniel	202
4	Doug Dieken	194
5	Jon Runyan	192
6	Kevin Mawae	177
7	Dermontti Dawson	170
8	Gene Upshaw*	165
9	Steve Wiewniewski	161
10	Jeff Backus	160

\*Upshaw is only other player among list above to start the first 160 games of his career. He started 207 to begin his career in 1967.

### NFL Leaders, Consecutive Starts among Active Players

Rk	Player	Tm	Pos	G
1	Peyton Manning	Ind	QB	208
2	Ronde Barber	TB	CB	183
3	London Fletcher	Was	LB	167
4	Jeff Backus	Det	T	160

### NFL, Consecutive Starts Among Active Offensive Linemen

Rk	Player	Tm	Pos	G
1	Jeff Backus	T	Det	160
2	Casey Wiegmann	C	Den	159
3	Todd McClure	C	Atl	144
4	Olin Kreutz	C	Chi	134

### NFL, Consecutive Starts Among Active Tackles

Rk	Player	Tm	G
1	Jeff Backus	Det	160
2	Michael Roos	Ten	96
3	Jon Stinchcomb	NO	80
3t	D'Brickashaw Ferguson	NYJ	80
3t	Flozell Adams	Pit	80



## AARON BERRY

**Cornerback**  
**Pittsburgh**  
**Ht: 5-11**  
**Born: 6/25/88**  
**Draft: '10, FA-Det**

**2nd Year**  
**Wt: 180**  
**Harrisburg, Pa.**

# 32

Complete biographical information available on [Detroitlions.com](http://Detroitlions.com).

### TRANSACTIONS

- Signed by the Detroit Lions as an undrafted rookie free agent Apr. 30, 2010.

### PRO

Signed as an undrafted rookie free agent with Detroit Apr. 30, 2010. Berry impressed Lions' coaches through training camp and the preseason earning a spot on the 53-man roster.

2010: With a start in the regular season opener at Chicago, Berry along with rookies DT Ndamukong Suh and RB Jahvid Best, the Lions started a total of seven rookies on opening day over two seasons (2009-10). Seven rookie starters are the most by the Lions in back-to-back seasons since 1973, when rookie starters were first tracked.

- In first career game and start at Chicago (9/12) returned an interception for 23 yards in the first quarter to set up a RB Jahvid Best 7-yard score on the ensuing drive. Suffered an injury early in the second quarter and did not return to the game.
- Placed on Reserve/Injured Sept. 14, 2010.

### COLLEGE

Berry spent his four-year collegiate career at Pittsburgh where he played in 48 games with 33 starts, tallying 93 tackles, 27 pass defenses, 2.0 sacks and 6 interceptions.

- Finished career as a two-time All-Big East cornerback, including first-team honors as a senior.
- Compiled 31 tackles, 10 pass defenses and an interception in 2009 despite missing two games due to a shoulder injury. Led Big East (tied) in pass defenses per game (1.0 average).
- In 2008, All-Big East (second team). Compiled 41 tackles, a sack, 3 interceptions (ranked second on team) and a team high 10 pass defenses.
- Also recorded 76 yards on 14 punt returns (5.4 avg).
- Played in all 12 games in 2007, starting the final nine contests. Had 19 tackles and a team-high two interceptions. Also tied for second on the team with 5 pass defenses.
- Pitt's top punt returner and averaged 8.6 yards on 24 returns (206 total yards). His 8.6 yards/punt return average ranked third in the Big East.
- Lettered as a true freshman in 2006, serving on special teams and as a reserve cornerback. Played in all 12 games and recorded 2 tackles and 2 pass defenses at UCF.

### PERSONAL

Standout defensive back and receiver at Bishop McDevitt who ranked among Pennsylvania's most heralded players. Named to the Associated Press Pennsylvania Class AAAA All-State Team (first team).

- Averaged over 19 yards per catch as a senior with 67 receptions for 1,278 yards and 21 touchdowns. Had eight interceptions at cornerback, returning 3 for touchdowns.
- Averaged 13.3 yards per punt return (25 attempts for 333 yards) and 21.3 per kick return (three for 64).
- Led team to a 13-1 record, the District 3/6 Class AAAA championship and the semifinals of the PIAA playoffs.
- Despite missing five games his junior year due to a shoulder injury, averaged 24.1 yards per catch with 32 receptions for 771 yards and 7 touchdowns. Also had 4 interceptions. Led the team to a 10-3 mark and the district title.
- PrepStar All-American.
- Played under Coach Jeff Weachter and earned three letters in football and also played basketball and ran track.
- The son of Aaron Berry Sr., and Mary Ann McKinney. Has two sisters and one brother. Born Aaron Douglas Berry Jr., June 25, 1988.

### BERRY'S SINGLE-GAME BESTS

Tackles: .....3 (solo), at Chi, 9/12/10  
Interceptions: .....1, at Chi, 9/12/10

### BERRY'S COLLEGE STATISTICS

Year	Tm	G	S	TT	ST	AT	Sk	Yds	Int	Yds	TD	PD	FF	FR	Yds	TD	STT
2010	Det	1	1	3	3	0	0.0	0	1	23	0	1	0	0	0	0	0
<b>Totals</b>		<b>1</b>	<b>1</b>	<b>3</b>	<b>3</b>	<b>0</b>	<b>0.0</b>	<b>0</b>	<b>1</b>	<b>23</b>	<b>0</b>	<b>1</b>	<b>0</b>	<b>0</b>	<b>0</b>	<b>0</b>	<b>0</b>
Date	Opp	G	S	TT	ST	AT	Sk	Yds	Int	Yds	TD	PD	FF	FR	Yds	TD	STT
9/12	at Chi	1	1	3	3	0	0.0	0	1	23	0	1	0	0	0	0	0
9/19	Phi	0	0	0	0	0	0	0	0	0	0	0	0	0	0	0	0
9/26	at Min	0	0	0	0	0	0	0	0	0	0	0	0	0	0	0	0
10/3	at GB	0	0	0	0	0	0	0	0	0	0	0	0	0	0	0	0
10/10	STL	0	0	0	0	0	0	0	0	0	0	0	0	0	0	0	0
10/17	at NYG	0	0	0	0	0	0	0	0	0	0	0	0	0	0	0	0
10/31	WAS	0	0	0	0	0	0	0	0	0	0	0	0	0	0	0	0
11/7	NYJ	0	0	0	0	0	0	0	0	0	0	0	0	0	0	0	0
11/14	at Buf	0	0	0	0	0	0	0	0	0	0	0	0	0	0	0	0
11/21	at Dal	0	0	0	0	0	0	0	0	0	0	0	0	0	0	0	0
11/25	NE	0	0	0	0	0	0	0	0	0	0	0	0	0	0	0	0
12/5	Chi	0	0	0	0	0	0	0	0	0	0	0	0	0	0	0	0
12/12	GB	0	0	0	0	0	0	0	0	0	0	0	0	0	0	0	0
12/19	at TB	0	0	0	0	0	0	0	0	0	0	0	0	0	0	0	0
12/26	at Mia	0	0	0	0	0	0	0	0	0	0	0	0	0	0	0	0
1/2	Min	0	0	0	0	0	0	0	0	0	0	0	0	0	0	0	0
<b>Totals</b>		<b>1</b>	<b>1</b>	<b>3</b>	<b>3</b>	<b>0</b>	<b>0.0</b>	<b>0</b>	<b>1</b>	<b>23</b>	<b>0</b>	<b>1</b>	<b>0</b>	<b>0</b>	<b>0</b>	<b>0</b>	<b>0</b>



## JAHVID BEST

**Running Back**

**California**

**Ht: 5-10**

**Born: 1/30/89**

**Draft: '10, R1 (30)-Det**

**2nd Year**

**Wt: 199**

**Richmond, Calif.**

# 44

Complete biographical information available on [Detroitlions.com](http://Detroitlions.com).

### TRANSACTIONS

- Drafted by the Detroit Lions in the first round (30th overall) in the 2010 NFL Draft.

### PRO

Selected in the first round (30th overall) of the 2010 NFL Draft. Best brings speed and elusiveness to the Lions backfield.

- Played in 15 games (11 starts) as a rookie and garnered 555 rushing yards on 171 attempts and scored 4 touchdowns. He also was a weapon out of the backfield as he set a Lions rookie record with 58 receptions that went for 487 yards along with two long touchdowns (75 and 53).

**2010:** Best proved his versatility during his rookie campaign despite battling injuries as he led all rookies with 1,042 total yards from scrimmage (555 rushing, 487 receiving) and scored 6 touchdowns (4 rushing, 2 receiving).

- Best was the first rookie in the league to score 5 touchdowns in his first two career games since Lions RB Billy Sims (4 rushing, 1 receiving).
- In regular season opener at Chicago (9/12), carried the ball 14 times for 20 yards and 2 touchdowns for 7 and 4 yards respectively. Best also caught 5 passes for 16 yards. Best's 2 rushing scores are the most by a Lions rookie running back in their first game since RB Billy Sims had three at the Los Angeles Rams Sept. 7, 1980. Both Best and Sims performances occurred on opening day. Best was the only rookie on opening day to record two rushing touchdowns.

- Against Philadelphia (9/19) rushed for 78 yards and 2 touchdowns and caught 9 passes for 154 yards and a touchdown. Best is the first rookie in NFL history with at least 75 yards, 150 receiving yards and 3 touchdowns in a single game. He is also the first player to accomplish the feat since Buffalo RB Joe Cribbs vs. Cleveland 11/1/81 (85 rushing, 163 receiving). Best's 232 all-purpose yards and 3 touchdowns are the fifth-most single-game total yards from scrimmage by a Lions player since 1960 and his 232 yards are the most by a rookie since 1960. His 232 total yards from scrimmage against the Eagles were the highest single-game tally by an NFC player in 2010.

- With 154 receiving yards, Best has most receiving yards in a game by a rookie running back during the Super Bowl era and most single-game receiving yards by a Lions rookie running back. 154 yards are the most since Dave Middleton recorded a team record 168 yards vs. Chicago (11/20/55). Best's 9 receptions are the most by a rookie running back in team history. Best's 75-yard screen pass for a touchdown in the second quarter ties for the fourth longest reception by a Lions rookie since 1947.
- Rushed 7 times for 26 yards and caught 2 catches for 13 yards at Minnesota (9/26) before having to leave the game with a toe injury.
- Combined for 96 yards against St. Louis (10/10), including 59 rushing yards and 37 receiving yards. It was his second-highest tally of total yards from scrimmage on the season. Career high 18 rushing attempts.
- Carried 9 times for 65 yards on the ground vs. Chicago (12/5), including a career-high 45-yard rush near the end of the second quarter that set up a Lions' touchdown. Added one catch for 32 yards.

- Had a 14-yard run on the second play of overtime at Tampa Bay (12/19) to help put the Lions in position to kick the game-winning field goal.
- Scored on 53-yard reception to bring Detroit within three with 4:37 left to play in come-from-behind victory over Miami (12/26). Added six carries on the ground for 24 yards.

### COLLEGE

Best started 18-of-31 games at California, carrying the ball 364 times for 2,668 yards (7.33 yards per carry) and 29 touchdowns. Also caught 62 passes for 533 yards (8.60 yards per catch) and six scores. As a return specialist, Best had 32 kickoff returns for 844 yards (26.38 avg). Gained 4,045 all-purpose yards, an average of 130.48 yards per game. His 1,580 yards on the ground in 2008 rank second on Cal's season-record chart.

- His 311 rushing yards vs. Washington in 2008 set a new school record, topping the previous mark of 283 yards by Jerry Drew vs. Oregon State in 1954. His 311 yards also rank fourth in Pac-10 Conference history.
- Best's 29 TD runs tied for third on the school's career-record list.
- His 130-yard rushing performances. Average of 8.14 yards per rushing attempt shattered the old school season-record. Best's 4,045 all-purpose yards ranks fifth in school history.
- His 2,247 all-purpose yards in 2008 set a new school record. His career average of 26.38 yards per kickoff return topped the previous Cal all-time record of 25.3 yards per return by Isaac Curtis (1970-71).
- In 2009, All-Pac-10 Conference second-team selection by the league's coaches and The NFL Draft Report. Co-recipients of team's Bear Backers Offensive MVP Award. Started 8-of-9 games before being injured, carrying 141 times for 867 yards (6.15 ypc) and 12 TDs. His 12 scoring runs tied Jim Monachino (1949) for eighth on the school's season-record list. Had 22 carries for at least 10 yards (15.60%), including 12 for 20 yards or longer (8.51). Caught 22 passes for 213 yards (9.68 ypc) and four

touchdowns, adding 18 yards on one kickoff return. Had eight receptions of at least 10 yards, including three that went for 20 or more yards.

- 2008 All-American second-team selection by The NFL Draft Report and College Football News. First-team All-Pac-10 Conference choice for the second straight year (special teams in 2007), as well as sharing the Bear Backers Award, given to the Team MVP, with seniors Zack Follett and Alex Mack, while taking home the team's Most Valuable Back honor.
- Led Pac-10 and ranked third in country in rushing, averaging 131.67 yards per game, as he finished with 1,580 and 15 TDs on 194 carries (8.14 yards per carry). His rushing yards were the second-highest ever at Cal, behind only J.J. Arrington's 2,018 yards in 2004.
- His 15 touchdowns on the ground in 2008 tied the school season-record. Led league and ranked second in the nation with 187.25 all-purpose yards per game. Led Pac-10 in kick return average (26.31), as he gained 421 yards on 16 attempts. Tied for the league lead in scoring with an average of 8.0 points per game. Became the first non-quarterback to pace Cal in total offense (eighth in the Pac-10) since Gary Fowler co-lead the team in 1969, and the first running back to lead by himself since John Olszewski in 1952. Ran for over 100 yards in eight contests.
- In 2007, selected as the team's Most Valuable Freshman as well as Cal's J. Scott Duncan Award (Most Valuable Special Teams Player). Earned All-Pac-10 Conference first-team honors as a special team performer. As a true freshman, Best was the primary backup to Justin Forsett. On only 29 carries, he totaled 221 yards (7.62 ypc) and two touchdowns, adding 74 yards and a score on thirteen receptions (5.69 yards per catch). Returned fifteen kickoffs for 405 yards (27.0 avg). Gained 700 all-purpose yards, an average of 70.0 yards per game. Talled 20 or more yards on 28.0% of his touches (16-of-57 plays).

### PERSONAL

Attended Salesian High School (Richmond, Calif.). Earned Super Prep and Parade All-American honors as a senior. The consensus Bay Area Offensive Player of the Year rushed for 3,325 yards and 48 touchdowns as senior, setting Bay Area prep season-records. Was a "Best in the West" first-team choice by the Long Beach Press-Telegram, adding first-team All-State honors from CalHSports.com that year.

- As a junior, Best ran for 1,444 yards and added 271 yards in receptions with 20 total touchdowns, including ten carries for 50 yards or longer.
- The tailback also excelled in track, winning a gold medal in the 200 meters at the 2008 USAF Junior Olympics.
- In 2007, he won California State Championship in 100 meter dash with blazing time of 10.31. Finished second in 200 meters with time of 20.65.
- Son of Lisa and David Best. Full name is Jahvid Andre Best. His name is a combination of Jah and the last syllable of his father's name, David.
- Born Jan. 30, 1989 and resides in Vallejo, California.

### BEST'S SINGLE-GAME STATISTICS

Rushing Attempts:	18 vs. STL 10/10/10
Rushing Yards:	78 vs. PHI 9/19/10
Rushing Touchdowns:	2 (twice) Last at PHI 9/19/10
Receptions:	9 vs. PHI 9/19/10
Receiving Yards:	154 vs. PHI 9/19/10
Receiving Touchdowns:	1 (twice) Last at Mia 12/26/10
Total Yards:	232 vs. PHI 9/19/10
Total Touchdowns:	3 vs. PHI 9/19/10

### BEST'S CAREER STATISTICS

Year	Tm	G	S	RUSHING					TD	RECEIVING					TDs
				Att	Yds	Avg	Lg	TD		Rec	Yds	Avg	Lg	TD	
2010	Det	15	11	171	555	3.2	45	4	58	487	8.4	75	2	1042	
Totals		15	11	171	555	3.2	45	4	58	487	8.4	75	2	1042	
Date	Opp	G	S	RUSHING					TD	RECEIVING					TDs
				Att	Yds	Avg	Lg	TD		Rec	Yds	Avg	Lg	TD	
9/12	at Chi	1	1	14	20	1.4	8	2	5	16	3.2	8	0	36	
9/19	PHI	1	1	17	78	4.6	33	2	9	154	17.1	75	1	232	
9/26	at Min	1	1	7	26	3.7	16	0	2	13	6.5	8	0	39	
10/3	at GB	1	1	12	50	4.2	10	0	5	34	6.8	15	0	84	
10/10	STL	1	1	17	59	3.4	12	0	4	37	9.3	22	0	96	
10/17	at NYG	1	1	12	16	1.3	5	0	6	31	5.2	11	0	47	
10/31	WAS	1	1	12	48	4.0	20	0	5	31	6.2	11	0	79	
11/7	NYJ	1	1	16	48	3.0	17	0	5	40	8.0	15	0	88	
11/14	at Buf	1	1	17	35	2.1	9	0	4	4	1.0	6	0	39	
11/21	at Dal	1	0	3	2	0.7	2	0	4	15	3.8	13	0	97	
11/25	NE	0	0	DID NOT PLAY											
12/5	CHI	1	1	9	65	7.2	45	0	1	32	32.0	32	0	11	
12/12	GB	1	0	13	38	2.9	7	0	1	4	4.0	4	0	42	
12/18	at TB	1	0	6	13	2.2	10	0	0	0	0.0	0	0	0	
12/26	at Mia	1	0	6	24	4.0	12	0	1	53	53.0	53	1	77	
12	MIN	1	0	10	34	3.4	9	0	6	23	3.8	9	0	57	
Totals		15	11	171	555	3.2	45	4	58	487	8.4	75	2	1042	






13

RECEIVING								RUSHING							
Year	Tm	G	S	Rc	Yds	Avg	Lg	TD	Att	Yds	Avg	Lg	TD		
2003	Minn	16	9	29	455	15.7	58	2	0	0	0.0	-	0		
2004	Minn	16	9	28	1006	14.6	142	9	6	49	8.2	11	0		
2005	Minn	12	9	30	328	10.9	30	1	2	6	3.0	7	0		
2006	Minn	16	10	35	505	14.4	49	1	1	7	7.0	10	0		
2007	Sea	16	12	50	694	13.9	45	9	2	4	2.0	3	0		
2008	Sea	1	1	5	60	12.0	20	1	0	0	0.0	0	0		
2009	Sea	1	1	5	60	12.0	20	1	0	0	0.0	0	0		
2010	Det	13	12	63	125	12.4	44	3	2	4	2.0	2	0		
Totals		104	79	318	4172	13.1	68r	3	7	81	11.6	25	0		
Total season															
Year	Tm	G	S	Rc	Yds	Avg	Lg	TD	Att	Yds	Avg	Lg	TD		
2004	Minn	2	2	8	110	13.8	29	1	0	0	0.0	-	0		
2006	Sea	2	0	1	16	16.0	16	1	0	0	0.0	-	0		
2007	Sea	2	0	1	10	9.7	9.7	25	0	0	0.0	-	0		
Totals		6	3	9	113	11.9	29	2	0	0	0.0	-	0		
PUNT RETURNS								KICKOFF RETURNS							
Year	Tm	G	S	PR	Yds	Avg	Lg	TD	KR	Yds	Avg	Lg	TD		
2003	Minn	16	9	1	0	0.0	0	0	0	0	0.0	-	0		
2004	Minn	16	9	1	25	21.4	86	91	1	2	51	25.5	29	0	
2005	Minn	12	9	5	28	6.2	11	0	0	0	0.0	-	0		
2006	Minn	16	10	5	95	19.0	30	1	25	64	2.5	15	0		
2007	Sea	16	12	58	428	11.3	34	1	7	590	21.9	91	1		
2008	Sea	1	1	3	54	18.0	21	0	0	0	0.0	0	0		
2009	Sea	1	1	3	54	18.0	21	0	0	0	0.0	0	0		
2010	Det	13	12	30	254	8.5	29	0	1	2	2.0	2	0		
Totals		104	79	0	155	15.23	98	3	56	1286	23.0	91	1		
Total season															
Year	Tm	G	S	PR	Yds	Avg	Lg	TD	KR	Yds	Avg	Lg	TD		
2004	Minn	2	2	5	14	5.8	16	0	0	0	0.0	-	0		
2006	Sea	2	0	6	15	2.5	13	0	11	227	25.2	41	0		
2007	Sea	2	0	6	84	14.0	20	0	8	125	15.6	26	0		
Totals		6	3	17	113	6.6	20	0	19	352	21.2	41	0		
Date (Opp)															
Year	G	S	Rc	Yds	Avg	Lg	TD	Att	Yds	Avg	Lg	TD			
2010	Det	6	6	3	11	19.0	19	0	0	0	0.0	0	0		
9/12 at CHI	1	1	1	1	4	4.0	4	0	0	0	0.0	0	0		
9/19 PHI	1	1	1	1	4	4.0	4	0	0	0	0.0	0	0		
9/26 at MIN	0	0	0	0	0	0.0	0	0	0	0	0.0	0	0		
10/1 at DET	0	0	0	0	0	0.0	0	0	0	0	0.0	0	0		
10/10 STL	1	1	4	36	14.0	26r	1	0	0	0	0.0	0	0		
10/17 at WVG	1	1	6	50	8.3	14	0	1	-7	-7.0	-7	0	0		
10/31 NYJ	1	1	7	47	6.7	6.7	25	0	0	0	0.0	0	0		
11/7 at BUF	1	1	7	113	16.1	36	1	0	0	0	0.0	0	0		
11/14 NYJ	1	1	4	47	11.8	21	0	1	17	17.0	17	0	0		
11/21 at DAL	1	1	7	121	17.3	34	0	1	15	15.0	15	0	0		
11/25 NE	1	1	3	35	11.7	20	0	0	0	0	0.0	0	0		
12/5 CHI	1	1	3	27	9.0	15	0	0	0	0	0.0	0	0		
12/12 at BUF	1	1	1	12	12.0	12	0	1	-1	-1.0	-1	0	0		
12/19 at TB	1	1	4	28	7.0	11	1	1	25	25.0	25	0	0		
12/26 at MIN	1	1	1	12	12.0	12	0	1	12	12.0	12	0	0		
Totals		14	14	5	62	13.8	33	1	1	20	20.0	20	0		
Totals		14	14	5	625	114.58	6	7	81	11.6	25	0	0		





## BOBBY CARPENTER

**Linebacker**  
**Ohio State**

**Ht: 6-2**

**Born: 8/1/83**

**Draft: '06, R1 (18)-Dal**

**6th Year**

**Wt: 249**

**Lancaster, Ohio**

**Acquired: '10, FA**

# 59

Complete biographical information available on [Detroitlions.com](http://Detroitlions.com).

### TRANSACTIONS

- Re-signed by the Detroit Lions as an unrestricted free agent Aug. 4, 2011.
- Signed by Detroit Lions as a free agent Oct. 20, 2010.
- Signed by the Miami Dolphins Sept. 6, 2010.
- Released by the St. Louis Rams Sept. 4, 2010.
- Traded to the St. Louis Rams May 10, 2010.
- Drafted in the first round (18th overall), of the 2006 NFL Draft by the Dallas Cowboys.

### PRO

- Has appeared in 72 games with seven starts during five NFL seasons.
- Provided much-needed depth at outside linebacker for the Lions at the end of the 2010 season.
  - Took over the role as Dallas' nickel linebacker in 2009, allowing him to boast career numbers at the position as he assumed a greater role in the Cowboys defense.
  - Versatile linebacker who has the size and speed to be an effective run stopper and pass rusher while also displaying the ability to cover backs or tight ends in the passing game.
  - Also a strong special teams performer throughout his career.
  - 2010: Spent 2010 Training Camp with the St. Louis Rams before joining the Miami Dolphins for five games (2 starts). Signed by the Lions Oct. 20, 2010. Started two of the last three games for the Lions at outside linebacker. Appeared in 10 games after signing with Detroit and registered 21 tackles (15 solo), 2 pass defenses and 9 special teams tackles.
  - Started at MLB in season opener at Buffalo (9/12). Recorded one tackle and one special teams tackle.
  - Started second game of season for Dolphins at MLB at Minnesota (9/17).
  - In first game with the Lions, saw time primarily on special teams vs. Washington (10/31).
  - Recorded two special teams tackles against the New York Jets (11/7).
  - Added two special teams tackles at Buffalo (11/14).
  - Saw some time on defense contributing with one tackle, and added one special teams tackle against Green Bay (12/19). Recorded three tackles (2 solo) and had two pass defenses.
  - Led team with career-high nine tackles (8 solo), along with one special teams tackle at Miami (12/25).
  - Tallied eight tackles (5 solo) in the season finale win vs. Minnesota (1/2).

### COLLEGE

Finished his Ohio State career 10th on the school's all-time sacks list with 14.5 along with 191 career tackles, 23.5 tackles for a loss and three interceptions. As a member of one of the best linebacking corps in college that season, helped Ohio State lead the nation in rushing defense and finish fifth in total defense and scoring defense.

- Earned All-Big Ten Conference second-team honors for the second consecutive year after posting 49 tackles, a career-high eight sacks, 10.5 tackles for a loss and three pass deflections as a senior.
- The Buckeyes finished 10-2 and earned a berth in the Fiesta Bowl, where they defeated Notre Dame.
- As a junior, was an All-Big Ten Conference second-team selection after posting a career-high 93 stops, two sacks and 6.5 tackles for a loss. He also intercepted three passes and had three pass deflections.
- Played in every game, including four starts at strongside linebacker, and recorded 37 tackles, 4.5 sacks and 6.5 tackles for a loss as a sophomore.
- The Buckeyes went 11-2, including a win over Kansas State in the Fiesta Bowl.
- In 2002 played in every game as a special teams player and reserve linebacker. The Buckeyes went 14-0 and won the national championship by beating Miami in the Fiesta Bowl.

### PERSONAL

Robert Joseph Carpenter attended Lancaster, Ohio, High School, where he played football for his father.

- Was a first-team All-Ohio choice as a senior, and Rivals.com rated him the 13th-best outside linebacker in the country.
- Finished his high school career with 128 tackles and 12 tackles for a loss.
- As a member of the Lancaster swim team, advanced to the district finals in the 50- and 100-meter freestyle.
- Graduated with a degree in business from Ohio State.
- Participated in the NFL Business Management and Entrepreneurial Program, attending the Kellogg School of Management at Northwestern University in the spring of 2008.
- He and his wife, Courtney, were married Mar. 15, 2008 and welcomed their son, Robert Joseph, Jr. during the fall of 2009.

### CARPENTER'S SINGLE-GAME BESTS

Total Tackles	9 at Mia 12/26/10
Solo Tackles	3, four times, last vs. Phi 1/3/10
Special Teams Tackles	5 vs. Phi 12/16/07

### CARPENTER'S CAREER STATISTICS


Year	Tm	G	S	TT	ST	AT	Sk	Yds	Int	Yds	TD	PD	FF	FR	Yds	TD	STT
2006	Dal	16	1	11	8	3	1.5	5.0	0	0	0	1	0	0	0	0	5
2007	Dal	13	0	2	1	1	0	0.0	0	0	0	0	0	0	0	0	10
2008	Dal	16	0	5	3	2	0.0	0.0	0	0	0	0	0	0	0	0	7
2009	Dal	13	2	48	28	20	2.0	10.0	0	0	0	0	0	1	0	0	7
2010	Mia/Det	14	4	27	20	7	0	0.0	0	0	0	2	0	0	0	0	13
<b>Totals</b>		<b>72</b>	<b>7</b>	<b>82</b>	<b>62</b>	<b>20</b>	<b>3.5</b>	<b>15.0</b>	<b>0</b>	<b>0</b>	<b>0</b>	<b>2</b>	<b>1</b>	<b>1</b>	<b>0</b>	<b>0</b>	<b>42</b>

#### Postseason

Year	Tm	G	S	TT	ST	AT	Sk	Yds	Int	Yds	TD	PD	FF	FR	Yds	TD	STT
2006	Dal	1	0	5	4	1	1.0	5.0	0	0	0	0	1	0	0	0	0
2007	Dal	1	0	0	0	0	0.0	0.0	0	0	0	0	0	0	0	0	0
2009	Dal	2	0	8	2	6	0.0	0.0	0	0	0	0	0	0	0	0	0
<b>Total</b>		<b>4</b>	<b>0</b>	<b>13</b>	<b>6</b>	<b>7</b>	<b>1.0</b>	<b>5.0</b>	<b>0</b>	<b>0</b>	<b>0</b>	<b>0</b>	<b>0</b>	<b>1</b>	<b>0</b>	<b>0</b>	<b>0</b>

#### 2010 (DET)

Date	Opp	G	S	TT	ST	AT	Sk	Yds	Int	Yds	TD	PD	FF	FR	Yds	TD	STT
9/12	at Chi	0	0	0	0	0	0	0	0	0	0	0	0	0	0	0	0
9/19	Phi	0	0	0	0	0	0	0	0	0	0	0	0	0	0	0	2
9/26	at Min	0	0	0	0	0	0	0	0	0	0	0	0	0	0	0	2
10/3	at GB	0	0	0	0	0	0	0	0	0	0	0	0	0	0	0	1
10/10	STL	0	0	0	0	0	0	0	0	0	0	0	0	0	0	0	0
10/17	at NYG	0	0	0	0	0	0	0	0	0	0	0	0	0	0	0	0
10/31	WAS	1	0	0	0	0	0	0	0	0	0	0	0	0	0	0	0
11/7	NYJ	1	0	0	0	0	0	0	0	0	0	0	0	0	0	0	2
11/14	at Buf	1	0	0	0	0	0	0	0	0	0	0	0	0	0	0	2
11/21	at Dal	1	0	0	0	0	0	0	0	0	0	0	0	0	0	0	1
11/25	NE	1	0	0	0	0	0	0	0	0	0	0	0	0	0	0	1
12/5	CHI	1	0	0	0	0	0	0	0	0	0	0	0	0	0	0	1
12/12	GB	1	0	1	0	1	0	0	0	0	0	0	0	0	0	0	1
12/19	at TB	1	1	3	2	1	0	0	0	0	0	2	0	0	0	0	0
12/26	at Mia	1	0	9	8	1	0	0	0	0	0	0	0	0	0	0	1
1/2	MIN	1	1	8	5	3	0	0	0	0	0	0	0	0	0	0	0
<b>Totals</b>		<b>10</b>	<b>2</b>	<b>21</b>	<b>15</b>	<b>6</b>	<b>0</b>	<b>0</b>	<b>0</b>	<b>0</b>	<b>0</b>	<b>2</b>	<b>0</b>	<b>0</b>	<b>0</b>	<b>0</b>	<b>9</b>

**GORDER CHERILUS**

**Tackle**  
**Boston College**  
**Ht: 6-7**  
**Born: 6/28/84**  
**Draft: '08, R1 (17)-Det**

**4th Year**  
**Wt: 325**  
**Somerville, Mass.**

**77**

Complete biographical information available on [Detroitlions.com](http://Detroitlions.com).

**MANE FACTS**

- Cherilus was a fan of the New England Patriots while growing up. Developed an appreciation for various aspects of different former offensive linemen's games, such as Seahawks T. Walter Jones' feet, former Ravens' T. Jonathan Ogden's length and former Saints/Rams/Chiefs T. Kyle Turley's mindset.
- Cherilus' favorite entertainer is Will Smith and he especially enjoys the *Fresh Prince of Bel Air*. His favorite movies are: *Gladiator* and *Man on Fire*.
- On game days, Cherilus is very particular about not feeling rushed. He makes sure to show up early so that he can get ready at his own pace.
- Outside of football, Cherilus is working on developing and opening a Steak House/Bar. After his playing days, he wants to develop and lease commercial real estate.

**TRANSACTIONS**

- Drafted by the Detroit Lions in the first round (17th overall) in the 2008 NFL Draft.

**PRO**

Cherilus has been the Lions starting right tackle in each of his first three seasons after being drafted by Detroit in the first round (17th overall) of the 2008 NFL Draft. He established himself as the Lions' starting right tackle as a rookie and has played in 43 games with 38 starts.

- 2010: Teams' starting right tackle. Anchors right side of offensive line and helped unit protect the quarterback as the team finished fifth in NFL in sacks-per-pass-play (4.09 pct.), giving up just 27 sacks this year on 660 pass plays.
- Part of an offensive line against Philadelphia (9/19) that helped team gain 115 yards rushing, including 78 and 2 touchdowns from rookie RB Jahvid Best.
- Started at right tackle and was part of an offensive line unit that allowed just 1 sack on 33 pass plays in the Lions 44-6 win vs. St. Louis.
- In 37-25 victory over Washington (10/31), starting right tackle of offensive line that allowed one sack on 46 pass plays.
- Left game early with knee injury against New England (11/25).
- Inactive against Green Bay (12/12) with injury (knee).
- Placed on Injured/Reserve Dec. 15, 2010.

**COLLEGE**

After starting 37 consecutive games at right tackle for the Eagles, Cherilus moved to the demanding left tackle position his senior year becoming an instrumental part of an offense that ranked seventh in the nation with an average of 323.9 aerial yards per game.

- As the recipient of the team's Unsung Hero Award in 2007, he also garnered All-Atlantic Coast Conference second-team honors and served as a team captain.
- Started all 13 games at right tackle as a sophomore and delivered 53 knockdown blocks and helped the Eagles to lead the Atlantic Coast Conference in total offense, averaging 387.75 yards per game.
- Was the only redshirt freshman to start on BC's offensive line in 2004, helping the team average 385.4 yards per game in total offense.
- Closed out his career with 51 consecutive starts for the Eagles, setting a school record.

**PERSONAL**

Attended Somerville (Mass.) High School where he was a Boston Globe and Boston Herald All-Scholastic selection as a senior.

- Played tackle on both sides of the ball.
- Named to Tom Lemming's All-American team in 2002, the same season that he captured All-State accolades from the Massachusetts State Coaches Association.
- Excelled on Somerville's basketball team as a power forward and center.
- Performed in the shot put for the track team.
- Communications major, who graduated in the spring of 2007 from the College of Arts & Sciences.
- Came to the United States from Haiti at age 14 and became a U.S. citizen shortly after.
- Son of Morisena Exilus and Jenel Cherilus.
- Born Gorder Cherilus on June 28, 1984 in Haiti and resides in Somerville, Massachusetts.

**CHERILUS' CAREER STATISTICS**

Year	Tm	G	S
2008	Det	16	13
2009	Det	15	13
2010	Det	12	12
Totals		43	38





## JOHNNY CULBREATH

**Tackle**  
**South Carolina State**  
**Ht: 6-6**  
**Born: 5/18/88**  
**Draft: '11, R7 (209)**

**Rookie**  
**Wt: 280**  
**Monroe, GA**

# 72

Complete biographical information available on [Detroitlions.com](http://Detroitlions.com).

### TRANSACTIONS

- Placed on Reserve/Injured list by the Lions September 4, 2011.
- Drafted by the Detroit Lions in the seventh round (209th overall) of the 2011 NFL Draft.

### COLLEGE

Four-year starter at South Carolina State, slotted at left tackle his junior and senior year. Emerged as one of the most dominant linemen in school history playing in 47 games with 44 starts. Entered 2010 as one of the top offensive linemen in the country and was among the top blockers in the Mid-Eastern Athletic Conference and the Football Championship Subdivision (FCS). Earned several post-season honors his senior year, including All-MEAC first team (third straight season), All-America: American Football Coaches Association (first team), Walter Camp (first team) and the Sports Network FCS (third team).

- In 2009, anchored the Bulldog offensive line at left tackle and helped SC State establish the most potent offense in the MEAC (365.9 yards per game).
- Earned first-team All-MEAC honors after garnering MEAC Offensive Lineman of the Week accolades three times and national recognition once in 2008.
- As a freshman, earned MEAC Rookie of the Week honors once and was named the Bulldogs' Top Newcomer on offense.
- In 2010, started in all 12 games played at left tackle. Earned preseason honors, including Sports Network FCS All-American, Box-to-Row/BASN All-American, Heritage Sports All-American and All-MEAC preseason first team.
- In 2009, was among the most dominant offensive linemen in the country in the Football Championship Subdivision (FCS) starting in all 12 games played. Was a first-team All-MEAC selection and the league's Offensive Lineman of the Year, the fourth such honor for Coach Buddy Pough's team. Also earned All-American honors by the Sheridan Broadcasting Network, Box-to-Row/BASN, Heritage Sports while garnering All-State accolades from the (Columbia, SC) State and Orangeburg Touchdown club. Also honored as the top player in the MEAC by the Washington Pigskin Club.
- Started all 12 games played in 2008, missing the season finale against North Carolina A&T with an injury.
- Started in 8 of 11 Bulldog games in 2007. Worked his way into the starting lineup and made his first start at left tackle during the fourth week of the season against Winston-Salem State.
- Played on both the offensive and defensive line in SC State's first-ever contest against intrastate rival, the University of South Carolina.

### PERSONAL

Lettered in both football and wrestling at Monroe High School (Monroe, GA).

- Earned All-Region honors.
- State wrestling champion.
- Industrial Technology major at South Carolina State.
- Son of Vera and Wayne Culbreath.



## RASHIED DAVIS

Wide Receiver  
San Jose State

Ht: 5-9

Born: 7/24/79

Acquired: '11, UFA-Chi

7th Year

Wt: 187

Los Angeles, Calif.

# 82

Complete biographical information available on [Detroitlions.com](http://Detroitlions.com).

### TRANSACTIONS

- Signed with the Detroit Lions as an unrestricted free agent July 29, 2011.
- Signed three-year tender contract with the Bears Apr. 23, 2008.
- Signed one-year tender with Chicago Apr. 18, 2008.
- Acquired by the Chicago Bears as an unrestricted free agent July 2, 2005.

### PRO

NFC North vet comes to Detroit after spending six seasons with Chicago. Appeared in 92 games with 15 starts for the Bears, hauling in 88 catches for 1,032 yards and 5 touchdowns. Also contributed on special teams with 1,366 yards on 70 kickoff returns and 31 yards on punt returns, while adding 65 special teams tackles. Spent his first season in Chicago at cornerback, recording 7 tackles in 2005.

- Spent four years in the Arena Football League as a member of the San Jose SaberCats prior to entering the NFL. Led his team in all-purpose yards on two occasions (2004-05).

**2010:** Appeared in all 16 games, finishing fourth on the team with 16 special teams tackles. Caught 9 passes for 84 yards (9.3 avg.) and a touchdown, also returned 5 kickoffs for 70 yards (14.0 avg.) and notched 2 special teams tackles.

### COLLEGE

Played his first snap of organized football at West Los Angeles Community College before finishing his career playing wide receiver, defensive back and returning kickoffs at San Jose State.

- Moved to defensive back as a senior and totaled 26 tackles in 12 games, starting the last 2 games and recording an interception in both.
- Led Spartans as a junior with 6 receiving touchdowns and 785 receiving yards on 40 receptions while returning 13 kickoffs for 195 yards and ranking third on team with 975 all-purpose yards.
- As a sophomore at WLACC, averaged 26.2 yards on 17 kickoff returns (446 yards) and caught 32 passes for 562 yards.

### PERSONAL

Attended John F. Kennedy High School in Granada Hills, Calif. and did not play football.

- Spent the 2002 season as a graduate assistant at San Jose State and coached running backs at West Valley College in 2004.
- Rashied Khalid Davis has 8 siblings.
- Married to Dianna.

### DAVIS' SINGLE-GAME BESTS

Receptions:.....7 at GB 12/11  
Receiving Yards:.....97, at Det 10/5/08  
Longest Reception:.....36, two times, last at GB 11/16/08  
Receiving Touchdowns:.....1, five times, last time at Min 12/20/10  
Kickoff Return Yards:.....143, at Min 1/1/06  
Longest Kickoff Return:.....42, vs. Mia 11/5/06

### DAVIS' CAREER STATISTICS

		RECEIVING							RUSHING						
Year	Tm	G	S	Rec	Yds	Avg	Lg	TD	Att	Yds	Avg	Lg	TD	STT	
2005	Chi	12	0	0	0	0.0	0	0	0	0	0.0	0	0	10	
2006	Chi	16	2	22	303	13.8	31	2	0	0	0.0	0	0	8	
2007	Chi	15	1	17	155	9.7	36	0	0	0	0.0	0	0	11	
2008	Chi	16	12	35	445	12.7	36	2	3	14	4.7	17	0	7	
2009	Chi	16	0	5	35	7.0	10	0	0	0	0	0	0	13	
2010	Chi	16	0	9	84	9.3	21	1	0	0	0	0	0	16	
<b>Totals</b>		<b>92</b>	<b>15</b>	<b>88</b>	<b>1032</b>	<b>11.7</b>	<b>36</b>	<b>5</b>	<b>3</b>	<b>14</b>	<b>4.7</b>	<b>17</b>	<b>0</b>	<b>65</b>	
		RECEIVING							RUSHING						
Year	Tm	G	S	Rec	Yds	Avg	Lg	TD	Att	Yds	Avg	Lg	TD	STT	
2005	Chi	1	0	0	0	0.0	0	0	0	0	0.0	0	0	0	
2006	Chi	3	0	5	86	17.2	37	0	0	0	0.0	0	0	0	
2010	Chi	2	0	0	0	0.0	0	0	0	0	0.0	0	0	2	
<b>Totals</b>		<b>6</b>	<b>0</b>	<b>5</b>	<b>86</b>	<b>17.2</b>	<b>37</b>	<b>0</b>	<b>0</b>	<b>0</b>	<b>0.0</b>	<b>0</b>	<b>0</b>	<b>2</b>	
		PUNT RETURNS							KICK RETURNS						
Year	Tm	G	S	PR	Yds	Avg	Lg	TD	KR	Yds	Avg	Lg	TD		
2005	Chi	12	0	5	31	6.2	21	0	11	251	22.8	34	0		
2006	Chi	16	2	0	0	0	0	0	32	753	23.5	42	0		
2007	Chi	16	1	0	0	0	0	0	12	168	14.0	34	0		
2008	Chi	16	12	0	0	0	0	0	1	10	10.0	10	0		
2009	Chi	16	0	0	0	0	0	0	9	114	12.7	22	0		
2010	Chi	16	0	0	0	0	0	0	5	70	14.0	32	0		
<b>Totals</b>		<b>92</b>	<b>15</b>	<b>5</b>	<b>31</b>	<b>6.2</b>	<b>21</b>	<b>0</b>	<b>70</b>	<b>1366</b>	<b>19.5</b>	<b>42</b>	<b>0</b>		
		PUNT RETURNS							KICK RETURNS						
Date	Opp	G	S	PR	Yds	Avg	Lg	TD	KR	Yds	Avg	Lg	TD		
9/12	Det	1	0	0	0	0.0	0	0	0	0	0.0	0	0		
9/19	at Dal	1	0	0	0	0.0	0	0	0	0	0.0	0	0		
9/27	GB	1	0	0	0	0.0	0	0	0	0	0.0	0	0		
10/3	at NYG	1	0	0	0	0.0	0	0	0	0	0.0	0	0		
10/10	at CAR	1	0	0	0	0.0	0	0	0	0	0.0	0	0		
10/17	SEA	1	0	0	0	0.0	0	0	0	0	0.0	0	0		
10/24	WAS	1	0	0	0	0.0	0	0	0	0	0.0	0	0		
11/7	at BUF	1	0	0	0	0.0	0	0	0	0	0.0	0	0		
11/14	MIN	1	0	1	12	12.0	12	0	0	0	0.0	0	0		
11/18	at MIA	1	0	0	0	0.0	0	0	0	0	0.0	0	0		
11/28	PHI	1	0	0	0	0.0	0	0	0	0	0.0	0	0		
12/5	at DET	1	0	0	0	0.0	0	0	0	0	0.0	0	0		
12/12	NE	1	0	0	0	0.0	0	0	0	0	0.0	0	0		
12/20	at MIN	1	0	1	9	9.0	9	1	0	0	0.0	0	0		
12/28	NJ	1	0	0	0	0.0	0	0	0	0	0.0	0	0		
1/2	at GB	1	0	7	63	9.0	21	0	0	0	0.0	0	0		
<b>Totals</b>		<b>16</b>	<b>0</b>	<b>9</b>	<b>84</b>	<b>9.3</b>	<b>21</b>	<b>1</b>							
		PUNT RETURNS							KICK RETURNS						
Date	Opp	G	S	PR	Yds	Avg	Lg	TD	KR	Yds	Avg	Lg	TD		
1/16	SEA	1	0	0	0	0.0	0	0	0	0	0.0	0	0		
1/23	GB	1	0	0	0	0.0	0	0	0	0	0.0	0	0		
<b>Totals</b>		<b>2</b>	<b>0</b>	<b>0</b>	<b>0</b>	<b>0.0</b>	<b>0</b>	<b>0</b>							





## LOUIS DELMAS

**Safety**

**Western Michigan**

**Ht: 5-11**

**Born: 4/12/87**

**Draft: '09, R2 (33)-Det**

**3rd Year**

**Wt: 202**

**North Miami Beach, Fla.**

# 26

Complete biographical information available on [Detroitlions.com](http://Detroitlions.com).

### MAINE FACTS

- 2011 Pro Bowl Alternate.
- While growing up in Florida, Delmas was huge fan of the Tampa Bay Buccaneers mainly because he enjoyed watching fullback Mike Alstott run over defenders.
- Delmas' favorite actor is Chris Tucker. He considers *Friday* one of the best movies ever made.
- While getting dressed before games, Delmas will put his game pants on last.
- Delmas loves to fish and when he is back in Florida, he drives around with his pole just in case he comes across a fishing spot.
- In the offseason, Delmas will travel to the Bahamas and Tokyo.
- When his career is over, he would like to open up a Boys and Girls club.

### TRANSACTIONS

- Drafted by the Detroit Lions in the second round (33rd overall) of the 2009 NFL Draft.

### PRO

Hard-hitting safety who flies around the field with speed and aggressiveness. Delmas brings athleticism and toughness to the Lions' defensive backfield.

- Team's starting free safety.
- One of the league's best, young defensive playmakers.
- Became the first rookie in NFL history and the second player (Rams LB Rod Martin, 1984) ever to register an interception return TD, fumble return TD and a safety in the same season.
- Named to Sporting News 2009 All-Rookie Team.
- During rookie season, named NFL Defensive Player of the Month for September.

**2010:** Led team with 84 tackles (64 solo) and had 2.0 sacks (12 yards), 2 fumble recoveries and 2 forced fumbles on the season.

- Named alternate to 2011 Pro Bowl.
- Finished season opener at Chicago (9/12) second among defensive players with 8 solo tackles and recorded his first career forced fumble.
- Finished second on defense with 7 tackles (6 solo), including a tackle-for-loss, vs. Philadelphia (9/19). Also added his second career sack for a loss of 5 yards and 2 quarterback hurries.
- Recorded 4 tackles (5 solo) and his second-career fumble recovery at Minnesota (9/26) on third-and-12 at the Detroit 26-yard line in the third quarter.
- Led the team with six tackles (5 solo), including 1.0 sack for 7 yards and a quarterback hit at Green Bay (10/3).
- Compiled 8 tackles (5 solo) vs. St. Louis (10/10).
- Added 8 tackles (4 solo) at New York Giants (10/17).
- Forced and recovered a fumble that led to a Lions touchdown in the third quarter against the New York Jets (11/7). Also, added seven tackles (5 solo).
- Four tackles (1 solo) and quarterback hit at Buffalo (11/14).
- Had four tackles (4 solo) at Dallas (11/21).
- Recorded 4 tackles (3 solo) against New England (11/25).
- Compiled 7 tackles (5 solo) and had 1 pass defense against Chicago (12/5).
- Recorded four tackles (4 solo) before leaving game early with a concussion at Tampa Bay (12/19).
- Inactive at Miami (12/26) due to injury (concussion).
- Tallied six tackles (5 solo) against Minnesota (1/2).

### COLLEGE

Delmas started in 44 of 45 games at Western Michigan, 33 at free safety and 11 at cornerback as he began his career as a left cornerback before moving inside to free safety as a sophomore. He became just the 14th player in school history to register 300 or more tackles in a career, finishing tied for eighth on that record list with 310 hits. He also appeared on special teams and saw brief action as a receiver in the 2008 Texas Bowl.

- In 2008, Delmas led the Broncos with a career-high 111 tackles (61 solo) and earned All-American status for the first time. Also had four interceptions, including one that he returned for a touchdown. His 111 hits ranked sixth among the nation's defensive backs during his final season.
- All-American Dream Team choice by The NFL Draft Report, adding All-MAC first-team honors from the league's coaches. Earned MAC Defensive Player of the Week honors vs. Northern Illinois and Illinois.
- In 2007, started nine of 10 games played in, recording 64 tackles (48 solos), ranking fifth on the team. Earned All-MAC second-team honors.
- As a sophomore in 2006, started 11 games at free safety. Finished third on the team with 53 tackles (39 solos), coming up with 0.5 stops for minus one yard. Caused and recovered a fumble, as he deflected five passes and intercepted four others for 52 yards in returns.

- During his freshman season in 2005, started all 11 games at left cornerback. Ranked third on the squad with 82 tackles (54 solos), the most by any first-year player in the MAC during 2005. Also had 1.5 sacks for minus 7 yards among his four stops behind the line of scrimmage and recovered two fumbles and registered one safety.
- Freshman All-American second-team selection by College Football News. Added All-MAC second-team honors after deflecting a team-high eight passes and pacing the Broncos with three interceptions.

### PERSONAL

Attended North Miami Beach (Fla.) High School, where he was teammates with fellow Western Michigan players Daniel Marks and E.J. Biggers.

- Was voted his team's best defensive back three straight seasons.
- Broke school records for single game and career kickoff return yardage, as he collected 178 tackles with three interceptions on defense and had 61 interceptions for 841 yards and seven touchdowns on offense.
- Brother Greg Joseph plays safety at Florida Atlantic.
- Born Apr. 12, 1987 in Fort Pierce, Florida.

### DELMAS' SINGLE-GAME BESTS

Tackles:	10	at Cin 12/6/09
Sacks:	1 (three times)	last vs GB 10/3/10
Pass Defenses:	2	at Sea 11/8/09
Interceptions:	1 (twice)	Last vs. Ari 12/20/09
Long Interception Return:	1011	vs. Ari 12/20/09
Fumble Recoveries:	1 (twice)	Last at Min 9/26/10
Forced Fumbles:	1	at Chi 9/12/10
Long Fumble Return:	65t	at NO 9/13/09
Special Teams Tackles:	2	vs. Pit 10/11/09

### DELMAS' CAREER STATISTICS

Year	TM	G	S	TT	ST	AT	Sk	Yds	Int	Yds	TD	PD	FF	FR	Yds	TD	STT
2009	Det	15	15	91	63	28	1	2	2	130	1	8	0	1	0	1	4
2010	Det	15	15	84	64	20	2.0	12	0	0	0	1	2	2	-4	0	1
<b>Totals</b>		<b>30</b>	<b>30</b>	<b>175</b>	<b>127</b>	<b>48</b>	<b>3.0</b>	<b>14</b>	<b>2</b>	<b>130</b>	<b>1</b>	<b>9</b>	<b>2</b>	<b>3</b>	<b>-4</b>	<b>1</b>	<b>4</b>

Date	Opp	G	S	TT	ST	AT	Sk	Yds	Int	Yds	TD	PD	FF	FR	Yds	TD	STT
9/12	at Chi	1	1	8	8	0	0.0	0	0	0	0	1	0	0	0	0	0
9/19	PHI	1	1	7	6	1	1.0	5	0	0	0	0	0	0	0	0	0
9/26	at Min	1	1	4	3	1	0.0	0	0	0	0	0	0	1	-4	0	0
10/3	at GB	1	1	6	5	1	1.0	7	0	0	0	0	0	0	0	0	0
10/10	STL	1	1	8	5	3	0.0	0	0	0	0	0	0	0	0	0	0
10/17	at NYG	1	1	8	4	4	0.0	0	0	0	0	0	0	0	0	0	0
10/31	WAS	1	1	5	3	2	0.0	0	0	0	0	0	0	0	0	0	0
11/7	NYJ	1	1	7	5	2	0.0	0	0	0	0	0	1	1	0	0	0
11/14	at Buf	1	1	4	3	1	0.0	0	0	0	0	0	0	0	0	0	0
11/21	at Dal	1	1	3	3	0	0.0	0	0	0	0	0	0	0	0	0	0
11/25	NE	1	1	4	3	1	0.0	0	0	0	0	0	0	0	0	0	0
12/5	CHI	1	1	7	5	2	0.0	0	0	0	0	1	0	0	0	0	0
12/12	GB	1	1	3	2	1	0.0	0	0	0	0	0	0	0	0	0	0
12/19	at TB	1	1	4	4	0	0.0	0	0	0	0	0	0	0	0	0	0
12/26	at Mia	0	0	0	0	0	0.0	0	0	0	0	0	0	0	0	0	0
1/2	MIN	1	1	6	5	1	0.0	0	0	0	0	0	0	0	0	0	0
<b>Totals</b>		<b>15</b>	<b>15</b>	<b>84</b>	<b>64</b>	<b>20</b>	<b>2.0</b>	<b>12</b>	<b>0</b>	<b>0</b>	<b>0</b>	<b>1</b>	<b>2</b>	<b>2</b>	<b>-4</b>	<b>0</b>	<b>0</b>



## RYAN DONAHUE

**Punter**

**Iowa**

**Ht: 6-3**

**Born: 03/17/88**

**Acquired: '11, FA-Det**

**Rookie**

**Wt: 190**

**Evergreen Park, Ill.**

6

*Complete biographical information available on Detroitlions.com.*

### TRANSACTIONS

- Signed with the Detroit Lions as an undrafted rookie free agent July 29, 2011.

### COLLEGE

Punted for 51 games in his college career and had 15 kicks over 50 yards. He also handled all placements for Iowa

**2010:** Handled all punting duties in 13 games.

- Averaged 44.6 yards on 54 punts
- Averaged 44.7 yards on 3 punts vs. Missouri in the Insight Bowl
- Second Team All-Big Ten

**2009:** Handled all punting duties in 13 games.

- Put 4 of 5 punts inside the 20 against Northern Iowa
- Averaged 50 yards on 3 punts against Wisconsin

**2008:** Handled all punting duties throughout the season

- Semi-finalist for Ray Guy Award
- In a game against Wisconsin, he put 3 punts inside the 20 and had no touchbacks

**2007:** Listed as first team punter following spring practice and handled all punting duties in opening win over Northern Illinois.

- In first game, punted 8 times for 40.1 average and put 3 punts inside the 20
- Had a 76 yard punt in a game against Northwestern which ties as the fifth longest in school history
- Honorable mention Freshman All-American by The Sporting News

### PERSONAL

- First team USA Today All-American in High School
- Participated in US Army All-American Game in High School
- Holds state record for longest punt in a playoff game (90 yards) and most PATs in High School



## JUSTIN DURANT

**Linebacker**

**Hampton**

**Ht: 6-1**

**Born: 9/21/85**

**Draft: '07, R2 (48)-Jax**

**5th Year**

**Wt: 240**

**Florence, S.C.**

**Acquired: '11, UFA-Jax**

# 52

Complete biographical information available on [Detroitlions.com](http://Detroitlions.com).

### TRANSACTIONS

- Signed as an unrestricted free agent by the Detroit Lions July 29, 2011.
- Originally drafted by the Jacksonville Jaguars in the second round (48th overall) of the 2007 NFL Draft.

### PRO

Fifth-year veteran who joins the Lions after spending his first four seasons in Jacksonville. Has played in 50 career games with 42 starts at both outside and middle linebacker. With the Jaguars, compiled 417 tackles (292 solo), 2.0 sacks, 2 forced fumbles, 1 fumble recovery, 2 interceptions, 11 pass defenses and 22 tackles-for-loss.

- Recorded a season-high 135 tackles in 2009.
- Moved to middle linebacker during the 2009 season and made a career-high 13 starts.
- Led the team with 7 tackles-for-loss and ranked third with 113 tackles in 2008.

**2010:** Played in 10 games with 9 starts, finishing with 99 tackles (71 solo), a fumble recovery and 3 pass defenses.

- Started at outside linebacker vs. Denver (9/12) and tied for a team-high 11 tackles (6 solo) in 54 snaps.
- Sprained his ankle at San Diego (9/19) and was inactive for the following three games: vs. Philadelphia (9/26), vs. Indianapolis (10/3) and at Buffalo (10/10).
- Led team with 15 tackles (11 solo) at Kansas City (10/24).
- Tied career-high 17 tackles (16 solo), including 2 tackles-for-loss at Dallas (10/31).
- Started vs. Houston (11/14) and finished with 8 tackles (4 solo). Recovered Texans' TE Joel Dreessen's fumble with eight seconds left in the fourth quarter. The Jaguars went on to win with a 50-yard Hail Mary pass from David Garrard to Mike Thomas.
- Missed the final three games of the season with a groin injury: at Indianapolis (12/18), vs. Washington (12/16) and at Houston (1/2).

### COLLEGE

Became first player in Mid-Eastern Athletic Conference history to earn MEAC Defensive player of the Year honors three times. Started 39 of 43 games at middle linebacker and ranked second in school history with 353 tackles (185 solo). Contributed 10.0 sacks, 3 fumble recoveries and 4 interceptions.

- Selected as Sheridan Broadcasting Network Black College All-America three times, joining the likes of QB Steve McNair (Alcorn State), LB Tracy White (Howard), S Antoine Bethea (Howard) and TE Shannon Sharpe (Savannah State) as three-time members of that prestigious post-season team.
- Majored in Sports Management.

### PERSONAL

Brother of former North Carolina quarterback Darian Durant.

- Established a program in the 2009 offseason with the linebackers to make bi-weekly visits to Wolfson Children's Hospital, where the players visit with patients, sign autographs and distribute gifts.
- Full name: Justin Ryan Durant.

### DURANT'S SINGLE-GAME BESTS

Tackles:	16 at Ten 11/1/09
Sacks:	1 (twice) Last vs. Hou 12/6/09
Interceptions:	1 (twice) Last vs. Hou 12/6/09
Interception Return Yards:	27 vs. Hou 12/6/09
Pass Defenses:	2 (twice) Last vs. NYG 11/28/10
Forced Fumbles:	1 vs. Arz 9/20/09
Fumble Recoveries:	1 vs. Hou 11/14/10
Special Teams Tackles:	2 (twice) vs. Ten 11/16/08

### DURANT'S CAREER STATISTICS

Year	Tm	G	S	TT	ST	AT	Sk	Yds	Int	Yds	TD	PD	FF	FR	Yds	TD	STT
2007	Jax	13	8	70	50	20	1.0	0	1	2	0	2	0	0	0	0	3
2008	Jax	14	12	113	81	32	0.0	0	0	0	0	5	0	0	0	0	2
2009	Jax	13	13	135	90	45	1.0	0	1	27	0	2	1	0	0	0	0
2010	Jax	10	9	55	47	8	0.0	0	0	0	0	2	0	1	0	0	0
<b>Totals</b>		<b>50</b>	<b>42</b>	<b>373</b>	<b>268</b>	<b>105</b>	<b>2.0</b>	<b>0</b>	<b>2</b>	<b>29</b>	<b>0</b>	<b>11</b>	<b>1</b>	<b>1</b>	<b>0</b>	<b>0</b>	<b>5</b>



## ISAIAH EKEJIUBA

Linebacker

Virginia

Ht: 6-4

Born: 10/5/81

Draft: '05, FA-Arz

7th Year

Wt: 240

Queens, N.Y.

Acquired: '10, FA

50

Complete biographical information available on [Detroitlions.com](http://Detroitlions.com).

### TRANSACTIONS

- Signed with the Detroit Lions as a free agent July 31, 2010.
- Released by the Raiders July 8, 2010.
- Signed to the Oakland Raiders practice squad Sept. 6, 2005 and was later promoted to their active roster Oct. 28, 2005.
- Signed with the Arizona Cardinals as an undrafted rookie free agent and was released prior to the regular season.

### PRO

Joined the Lions July 31, 2010 and became a significant special teams contributor. Career stats include: 73 games played and 52 special teams tackles and 4 tackles on defense. Also has 2 forced fumbles and 1 fumble recovery.

- Spent five seasons (2005-09) with the Oakland Raiders, playing mostly on special teams, recording 46 special teams tackles (42 solo) and 3 defensive tackles over 64 games played.
- Named as an alternate for the 2009 Pro Bowl for his work on special teams.
- In 2008, tied for third on the team with 8 special teams tackles and also blocked a field goal and a punt.

2010: Served as a backup linebacker and key special teams contributor. He finished third on the team with 10 special teams tackles.

- Recorded a team-best 3 special teams tackles in season opener at Chicago (9/12) and added a tackle on defense.
- Forced a fumble on Packers' kickoff return at Green Bay (10/3).
- Left game with knee injury against Washington (10/31).
- Inactive (knee injury) against the New York Jets (11/7), at Buffalo (11/14) and at Dallas (11/21).
- Placed on Reserve/Injured Dec. 11, 2010.

### COLLEGE

Walked on as a wide receiver at the University of Virginia in 2002.

- Became a special teams standout as a senior in 2003, playing in all 13 games, recording 7 tackles on kickoff coverage and finished third on the team in kickoff coverage tackles.
- Awarded a scholarship before 2004 and became one of the team's leading special teams players.

### PERSONAL

Born in Nigeria and lived throughout much of Africa, China and London while his mother worked for the United Nations.


- Moved to upstate New York, where his mother taught at Colgate.
- Never played high school football, but did excel in soccer, basketball and track.
- Has two brothers, Ben Umezurike and Sam Ekejiuba, and two sisters, Ada Umezurike and Felicia Ekejiuba.
- At the University of Virginia, he majored in electrical engineering.

### EKEJIUBA'S SINGLE-GAME BESTS

Special Teams Tackles: .....3 (twice), Last at Chi, 9/12/10

### EKEJIUBA'S CAREER STATISTICS

Year	Team	G	S	TT	ST	AT	Sk	Yds	Int	YdsTD	PD	FF	FR	YdsTD	STT
2005	Oak	10	0	0	0	0	0	0	0	0	0	0	0	0	7
2006	Oak	12	0	1	1	0	0	0	0	0	0	0	0	0	4
2007	Oak	10	0	1	0	1	0	0	0	0	0	0	0	0	11
2008	Oak	16	0	0	0	0	0	0	0	0	0	1	1	0	8
2009	Oak	16	0	1	1	0	0	0	0	0	0	0	0	0	12
2010	Det	9	0	1	1	0	0.0	0	0	0	0	1	0	0	10
<b>Totals</b>		<b>73</b>	<b>0</b>	<b>4</b>	<b>3</b>	<b>1</b>	<b>0</b>	<b>0</b>	<b>0</b>	<b>0</b>	<b>0</b>	<b>2</b>	<b>1</b>	<b>0</b>	<b>52</b>
2010 (DET)															
Date	Opp	G	S	TT	ST	AT	Sk	Yds	Int	YdsTD	PD	FF	FR	YdsTD	STT
9/12	at Chi	1	0	1	1	0	0.0	0	0	0	0	0	0	0	3
9/19	PHI	1	0	0	0	0	0	0	0	0	0	0	0	0	1
9/26	at Min	1	0	0	0	0	0	0	0	0	0	0	0	0	1
10/3	at GB	1	0	0	0	0	0	0	0	0	0	1	0	0	1
10/10	STL	1	0	0	0	0	0	0	0	0	0	0	0	0	0
10/17	at NYG	1	0	0	0	0	0	0	0	0	0	0	0	0	2
10/31	WAS	1	0	0	0	0	0	0	0	0	0	0	0	0	0
11/7	NYJ	0	0	0	0	0	0	0	0	0	0	0	0	0	0
11/14	at Buf	0	0	0	0	0	0	0	0	0	0	0	0	0	0
11/21	at Dal	0	0	0	0	0	0	0	0	0	0	0	0	0	0
11/25	NE	1	0	0	0	0	0	0	0	0	0	0	0	0	1
12/5	CHI	1	0	0	0	0	0	0	0	0	0	0	0	0	1
12/12	GB	0	0	0	0	0	0	0	0	0	0	0	0	0	0
12/19	at TB	0	0	0	0	0	0	0	0	0	0	0	0	0	0
12/26	at Mia	0	0	0	0	0	0	0	0	0	0	0	0	0	0
1/2	Min	0	0	0	0	0	0	0	0	0	0	0	0	0	0
<b>Totals</b>		<b>9</b>	<b>0</b>	<b>1</b>	<b>1</b>	<b>0</b>	<b>0.0</b>	<b>0</b>	<b>0</b>	<b>0</b>	<b>0</b>	<b>0</b>	<b>1</b>	<b>0</b>	<b>10</b>



## NICK FAIRLEY

### Defensive Tackle

**Auburn**

**Ht: 6-5**

**Born: 1/23/88**

**Draft: '11, R1 (13)-Det**

**Rookie**

**Wt: 298**

**Mobile, Ala.**

98

Complete biographical information available on [Detroitlions.com](http://Detroitlions.com).

### TRANSACTIONS

- Drafted by the Detroit Lions in the first round (13th overall) of the 2011 NFL Draft.

### COLLEGE

Started 16 of 27 games during his two-year career at Auburn, recording 88 tackles (50 solo), 13.0 sacks for minus 89 yards, 27.5 stops for losses totaling 126 yards and 32 tackles-for-loss, posting 28 quarterback pressures. Fairley also forced two fumbles and recovered three others, intercepted one pass and added a blocked kick. In 2010, Fairley set a school record with 11.5 sacks, topping the previous mark of 11.0 reached by Gary Walker (1994), Kevin Greene (1984) and Craig Olgetree (1989). Was the recipient of the Rotary Lombardi Trophy, awarded annually to the nation's top collegiate lineman and was named Defensive Most Valuable Player of the BCS Championship game in 2010 after registering 5 solo tackles and 1.0 sack for minus seven yards, three stops for losses of 14 yards and a forced fumble against the Ducks.

- Helped lead the Tigers' defense to be the NCAA's ninth-ranked rushing defense in 2010, allowing just 109.07 yards per game, in comparison to 2009 where Auburn ranked 78th vs. the run (156.08 yards per game) and 2008 when the run defense ranked 54th nationally (138.92 yards per game).
- Part of a defense that held Oregon, who averaged 49.33 points per game, to just 19 points in the BCS Championship game.
- In 2008, earned an All-Region XII selection after collecting 63 tackles with 7.0 sacks and nine stops for loss in seven games.
- Played and started in all 14 games in 2010, finishing with 60 tackles (36 solo), 11.5 sacks for minus 74 yards, 2 fumble recoveries, 1 interception and 21 quarterback pressures. Earned consensus All-American first-team selection (AP, Walter Camp and FWAA) and All-SEC first-team choice. Finalist for the Chuck Bednarik Award (Top Defender) and honored as the SEC's Defensive Player of the Year.
- Earned SEC Defensive Player of the Week honors vs. Mississippi State, and Defensive Lineman of the Week honors vs. Louisiana-Monroe, Arkansas, Louisiana State and Alabama.
- Started the entire year at defensive tackle, ranking fifth on the team.
- Led the SEC and placed 12th nationally with 0.82 sacks per game. Also posted 24 stops for losses of 106 yards, as he led the conference and ranked third in the NCAA with 17.1 tackles-for-loss per game.
- Led a unit that was top in the SEC and ranked ninth in the nation, allowing 109.07 yards per game on the ground.
- Made 58 plays vs. the ground game, holding those ball carriers to minus 25 yards (-0.43 yards per carry), as the defender limited those runners to just three first downs while producing 12 third-down stops.
- Played in all 13 games in 2009 with just two starts and finished 13th on the team with 28 tackles (14 solo), including 1.5 sacks for minus 15 yards and 3.5 stops for losses totaling 20 yards. Added seven quarterback pressures, recovered a fumble and blocked a kick.
- Began collegiate career at Copiah-Lincoln Community College (2007-08) in Wesson, Mississippi.

### PERSONAL

Attended Lillie B. Williamson High School (Mobile, AL) playing football for head coach Bobby Parrish. Was a 5A All-State selection by the ASWA and finalist for the 5A Lineman of the Year Award.

- Graded out a 97-percent on the offensive line and added 5 receptions for 150 yards as a tight end in 2007.
- Posted more than 90 tackles on defense while his Lions' squad registered a 6-5 record.
- Participated in the Alabama-Mississippi All-Star Classic as a senior and the AHSAA North/South All-Star game as a junior.
- Given a three-star rating by Rivals.com, who listed him as the 28th-best offensive guard prospect in the nation and the 15th-best recruit from the state of Alabama.
- Rated the 32nd-best offensive tackle recruit according to ESPN.com.
- Offered scholarships from Alabama, Kansas State, Louisville, Southern Mississippi and West Virginia before committing to Auburn.
- Son of Paula and Herbert Rogers.
- One of nine siblings, born on Jan. 23, 1988 in Mobile, Alabama

### FAIRLEY'S COLLEGE STATISTICS

Year	G	S	TT	ST	AT	Sk	Yds	Int	Yds	PD	FF	FR	Yds
2009	13	2	28	14	14	1.5	15	0	-	0	0	1	-
2010	14	14	60	36	24	11.5	74	1	-	0	2	2	-
Totals	27	16	88	50	38	13.0	89	1	-	0	2	3	-





## ANDRE FLUELLEN

**Defensive Tackle**

**Florida State**

**Ht: 6-2**

**Born: 3/7/85**

**Draft: '08, R3b (87)-Det**

**4th Year**

**Wt: 302**

**Cartersville, Ga.**

# 96

Complete biographical information available on [Detroitlions.com](http://Detroitlions.com).

### MANE FACTS

- Growing up, Fluellen was a big fan of DT Warren Sapp and the Tampa Bay Buccaneers.
- Fluellen's favorite actor of all time is the late Bernie Mac and he thinks *Soul Man* is the funniest movie he's ever seen. He's also a fan of the *Bernie Mac Show*.
- One thing Fluellen does not do prior to game time is listen to music because he feels that sometimes he can get overly hyped before the game.
- Fluellen has recently been getting into music and has a couple of programs in his homemade studio that consists of a TB and a keyboard.
- During the offseason Fluellen works on his marketing company that he recently started and hopes that when his career is over in 15 years or so it will be an easy carry over into the business world.
- After his playing career, Fluellen hopes to be some type of sportscaster or a news journalist writing sports stories. After being an English major in college, he'd like to apply that in some aspect to his career.

### TRANSACTIONS

- Drafted by the Detroit Lions in the third round (87th overall) of the 2008 NFL Draft.

### PRO

Fluellen has progressed for the Lions in his first three years with the club and emerged as a regular in the defensive line rotation, including time at the defensive end position.

- Has played in 38 career games (five starts).
  - Career defensive tallies include 35 tackles (20 solo), 2.5 sacks (23.5 yards lost) and one pass defense.
- 2010:** Served as a back-up defensive tackle, with spot duty at end, and on special teams. Played in all 16 games in 2010 while registering 10 tackles (8 solo) and 1 sack (13 yds).
- Recorded 2 solo tackles, including a tackle-for-loss, in home opener at Chicago (9/12). Was part of an impressive goal-line stand by the defensive line as they prevented the Bears from scoring through all four downs. Recorded tackle for 1-yard loss on 3rd-and-1 from the 1-yard line in first quarter to force field goal.
  - Came up with one sack for a loss of 13 yards against Green Bay (12/12). Added two solo tackles, a tackle-for-loss and one quarterback hit.
  - Recorded two solo stops at Miami (12/26).

### COLLEGE

Closed out Florida State career with 81 tackles (38 solo), 5.0 sacks, 18 tackles for loss and five pass defenses.

- Named to several preseason All-American and All-Atlantic Coast Conference teams, in addition to earning a berth on the Bednarik Award Watch list (nation's top defensive player) before senior season in 2007.
- As a junior in 2006, Fluellen started 11-of-13 games at the nose guard position and two at the defensive tackle position and finished seventh on the team in tackles, and first among all defensive linemen, with a career-high 28 stops.
- In first season as a regular on the defensive line in 2005, Fluellen started 12-of-13 games at the defensive tackle spot and tied for second on the team in tackles by a defensive lineman with 26 and his 7.5 tackles for loss ranked sixth on a Florida State team that led the nation in that category with 126.
- Appeared in all 12 games as a redshirt freshman and finished the year with six tackles, including one for loss and two passes defended.
- Recorded two tackles in a game twice (Miami and Duke).

### PERSONAL

Graduated from Cartersville in 2003 and named a three-star player by Rivals.com and the 28<sup>th</sup> rated defensive tackle in the country. Rated by Rivals.com Georgia Top 50.

- Recorded 93 tackles and 11.0 sacks his senior season.
- As a junior he had 88 tackles, 10.0 sacks, six forced fumbles and scored two touchdowns.
- Had a 345 lb. bench press, a 495 lb. squat and a 330 lb. power clean.
- Played on both the offensive and defensive lines in high school.
- Majored in literature at Florida State and his favorite class was Greek Mythology.

### FLUELLEN'S SINGLE-GAME BESTS

Tackles: .....4 (twice) Last at Cin 12/6/09  
Sacks: .....1 (twice) Last vs. GB 12/12/10  
Pass Defenses: .....1 vs. TB 11/23/08

### FLUELLEN'S CAREER STATISTICS

Year	Tm	G	S	TT	ST	AT	Sk	Yds	Int	Yds	TD	PD	FF	FR	Yds	TD	STT
2008	Det	8	2	7	3	4	0	0	0	0	0	1	0	0	0	0	0
2009	Det	14	3	18	9	9	1.5	10.5	0	0	0	0	0	0	0	0	0
2010	Det	16	0	10	8	2	1.0	13	0	0	0	0	0	0	0	0	0
<b>Totals</b>		<b>38</b>	<b>5</b>	<b>35</b>	<b>20</b>	<b>15</b>	<b>2.5</b>	<b>23.5</b>	<b>0</b>	<b>0</b>	<b>0</b>	<b>1</b>	<b>0</b>	<b>0</b>	<b>0</b>	<b>0</b>	<b>0</b>
<b>2010 (Det)</b>																	
<b>Date</b>	<b>Opp</b>	<b>G</b>	<b>S</b>	<b>TT</b>	<b>ST</b>	<b>AT</b>	<b>Sk</b>	<b>Yds</b>	<b>Int</b>	<b>Yds</b>	<b>TD</b>	<b>PD</b>	<b>FF</b>	<b>FR</b>	<b>Yds</b>	<b>TD</b>	<b>STT</b>
9/12	at Chi	1	0	2	2	0	0.0	0	0	0	0	0	0	0	0	0	0
9/19	PHI	1	0	0	0	0	0	0	0	0	0	0	0	0	0	0	0
9/26	at Min	1	0	0	0	0	0	0	0	0	0	0	0	0	0	0	0
10/3	at GB	1	0	0	0	0	0	0	0	0	0	0	0	0	0	0	0
10/10	STL	1	0	0	0	0	0	0	0	0	0	0	0	0	0	0	0
10/17	at NYG	1	0	1	1	0	0	0	0	0	0	0	0	0	0	0	0
10/31	WAS	1	0	0	0	0	0	0	0	0	0	0	0	0	0	0	0
11/7	NYJ	1	0	1	0	1	0	0	0	0	0	0	0	0	0	0	0
11/14	at Buf	1	0	1	0	1	0	0	0	0	0	0	0	0	0	0	0
11/21	at Bal	1	0	0	0	0	0	0	0	0	0	0	0	0	0	0	0
11/25	NE	1	0	0	0	0	0	0	0	0	0	0	0	0	0	0	0
12/5	CHI	1	0	0	0	0	0	0	0	0	0	0	0	0	0	0	0
12/12	GB	1	0	2	2	0	1.0	13	0	0	0	0	0	0	0	0	0
12/19	at TB	1	0	1	1	0	0	0	0	0	0	0	0	0	0	0	0
12/26	at Mia	1	0	2	0	0	0	0	0	0	0	0	0	0	0	0	0
12	MIN	1	0	0	0	0	0	0	0	0	0	0	0	0	0	0	0
<b>Totals</b>		<b>16</b>	<b>0</b>	<b>10</b>	<b>8</b>	<b>2</b>	<b>1.0</b>	<b>13</b>	<b>0</b>	<b>0</b>	<b>0</b>	<b>0</b>	<b>0</b>	<b>0</b>	<b>0</b>	<b>0</b>	<b>0</b>

KR: 1 at TB 12/19 for 4 yds

**JASON FOX****Tackle****Miami (Fla.)****Ht: 6-6****Born: 5/2/88****Draft: '10, R4 (128)-Det****2nd Year****Wt: 314****Fort Worth, Texas****70***Complete biographical information available on Detroitlions.com.***TRANSACTIONS**

- Drafted by the Detroit Lions in the fourth round (128th overall) of the 2010 NFL Draft.

**PRO**

Selected in the fourth round (128th overall) in the 2010 NFL Draft. Fox brings intelligence and versatility to the offensive line. Enjoyed a successful career at Miami starting in 47 games for the Hurricanes, ranking third in their history among offensive linemen behind the 48 registered by Mike Sullivan (1987-90) and Richard Mercier (1995-96, 98-99).

2010: Served as a back-up right tackle.

- Inactive for the season opener at Chicago (9/12), vs. Philadelphia (9/19), at Minnesota (9/26), at Green Bay (10/3), against St. Louis (10/10), at New York Giants (10/17), against Washington (10/31), against the New York Jets (11/7), at Buffalo (11/14), at Dallas (11/21), against New England (11/25) and against Chicago (12/5).
- Saw first game action of the season on field goal line against Green Bay (12/12).
- Saw significant playing time on offense after T Corey Hilliard left game due to injury in season-finale win vs. Minnesota (1/2).

**COLLEGE**

Fox started 47 games for the Hurricanes, ranking third in their history among offensive linemen behind the 48 registered by Mike Sullivan (1987-90) and Richard Mercier (1995-96, 98-99). The only other Hurricanes with more starting assignments than Fox was safety Ed Reed (48, 1998-2001) and defensive tackle William Joseph (50, 1999-2002).

- 39 of his starting assignments came at left offensive tackle, with eight other starts at right tackle during his freshman season.
- During his last two seasons serving as team captain, Fox recorded 177 knockdowns/key blocks, with 21 touchdown-resulting blocks and twelve downfield blocks, as he was penalized six times and allowed just 3.0 quarterback sacks, along with five pressures on the team's last 827 pass plays.
- Named first team All-ACC and an honorable mention Associated Press All-American in 2009. Two-time ACC Offensive Lineman of the Week after wins against Oklahoma and Virginia. Helped a Miami offense rack up 4,549 yards (3,056 passing, 1,493 rushing), which is the most since the 2004 season (4,593 yards).
- One of three team captains in 2008. Started 12 of 13 games for the Hurricanes at left tackle, missing his first career game against Virginia Tech.
- Scored a rushing touchdown on a tackle-throw-back play against Florida State from five yards out.
- In 2007, season-long starter at left tackle, moving over from the right side during spring practice. Started at left tackle against Marshall, Oklahoma, FIU, Texas A&M, Duke, North Carolina, Georgia Tech, Florida State, NC State, Virginia, Virginia Tech and Boston College.
- As a freshman in 2006, started the first 11 games of the season and returned to the starting lineup in the bowl game. Did not allow a sack all season. Started eight games at right tackle and four games at left tackle. Named first-team Freshman All-America by CollegeFootballNews.com and second team by The Sporting News and Rivals.com. Selected to The Sporting News ACC All-Freshman team.
- Named the team's Offensive Rookie of the Year. One of eight UM players who were selected to the 2006 ACC Academic Football Team.

**PERSONAL**

Coached by Mike Papas. Athletic high school tight end and played offensive line and defensive end as a senior in 2005.

- As a junior in 2004, played tight end, catching seven passes for 95 yards.
- Rated as the No. 16 offensive tackle by Rivals.com and No. 24 by Scout.com.
- As a tight end, ranked No. 15 by PrepStar, No. 13 by Collegefootballnews.com and No. 22 by ESPN. Ranked the No. 13 player on the Dallas Morning News Area Top 100 list.
- Graduated in Dec., 2009 with a degree in Marketing.

**FOX'S CAREER STATISTICS**

Year	Tm	G	S
2010	Det	4	0
Totals		4	0

**DYLAN GANDY****Center****Texas Tech****Ht: 6-3****Born: 3/8/82****Draft: '05, R4 (129)-Ind****6th Year****Wt: 295****Harlingen, Texas****Acquired: '09, FA****65***Complete biographical information available on Detroitlions.com.***MANE FACTS**

- While growing up in Texas, Gandy was a huge Dallas Cowboys fan.
- Gandy's favorite all-time movie is *Lonesome Dove* - a TV mini-series featuring Robert Duvall, Tommie Lee Jones and Angelica Huston. He also regularly watches the sitcom, *The Office*.
- One of Gandy's forte's is barbeque and he specializes in smoked brisket, which is a staple of where he's from.
- Following his playing career, Gandy would like to get into coaching high school football. He has a degree in history and could see himself as a history teacher and football coach at a high school.

**TRANSACTIONS**

- Re-signed with Detroit as an unrestricted free agent July 29, 2011.
- Signed as a free agent with the Detroit Lions Apr. 3, 2009 and then re-signed with the Lions as a restricted free agent Apr. 15, 2010.
- Signed by the Oakland Raiders Nov. 26, 2008 and waived by the Raiders Dec. 4, 2008.
- Signed by the Denver Broncos May 16, 2008 and was released by the Broncos Aug. 30, 2008. Re-signed by the Broncos Sept. 2, 2008 and waived Sept. 9, 2008. Re-signed by the Broncos Sept. 24, 2008 and waived by the Broncos Oct. 6, 2008.
- Released from the Indianapolis Colts May 4, 2008.
- Originally drafted by the Indianapolis Colts in the fourth round (129<sup>th</sup> overall) of the 2005 NFL Draft.

**PRO**

Versatile interior offensive lineman who can play center and both guard positions. He has also contributed on special teams during his career.

- Gandy enjoyed his most successful season to date in 2006 where he started in a career-high 11 games at left guard and appeared in all 16 contests for the Colts who won Super Bowl XLII that year.
- Gandy helped Indianapolis post the highest third-down success rate (56.1 percent/105-of-187) in the NFL since the 1970 merger and allowed the fewest sacks (15) in the league while averaging an AFC best 379.4 yards per game.

**2010:** Played in all 16 games and contributed on special teams and as a back-up guard.

- Came in at right guard during the third quarter at Minnesota (9/26) after G Stephen Peterman left with a re-aggravated foot injury.

**COLLEGE**

Started 20 career games during four seasons at Texas Tech. Spent most of his first three seasons at guard before starting 12 games at center during his senior year.

- Earned honorable mention All-Big 12 Conference honors after not allowing a sack that campaign.
- Earned academic all-conference honors as a junior and sophomore.
- Redshirted as a true freshman.

**PERSONAL**

Attended Pflugerville High School in Pflugerville, Texas. Received first-team all-district and All-Central Texas honors. Lettered in track and field.

- Majored in history at Texas Tech.
- Dylan Colter Gandy was born on Mar. 8, 1982, in Harlingen, Texas.

**GANDY'S CAREER STATISTICS**

Year	Tm	G	S
2005	Ind	16	2
2006	Ind	16	11
2007	Ind	10	1
2008	Oak/Den	0	
2009	Det	15	5
2010	Det	16	0
Totals		73	19



# JASON HANSON

**Kicker**  
**Washington State**  
**Ht: 6-0**  
**Born: 6/17/70**  
**Draft: '92, R2 (56)-Det**

**20th Year**  
**Wt: 190**  
**Spokane, Wash.**

# 4

Complete biographical information available on [Detroitlions.com](http://Detroitlions.com).

## MANE FACTS

- **Pro Bowls:** 1998, 2000.
- Grew up playing soccer, but when he reached junior high school, he began kicking a football and went on to play both football and soccer in high school.
- Avid golfer who served as the Honorary co-Chairman of the 2007 Detroit Lions Invitational Charity Golf Tournament.
- In May 2007, Hanson nailed his first-ever hole-in-one on a Par 3 178-yard hole at Indian Cannon Gold Course in Spokane, Wash.
- Hanson helped establish Providence Youth Outreach in Pontiac, Mich., which helps at-risk youth from ages 12-22 and through his "Points For Providence" program, he donates \$200 for every field goal he kicks. He also helps solicit corporate contributions and spends time mentoring youth in this program.
- Served as spokesman for the Lions 12th annual Toys For Tots toy drive.
- Donated Lions' home game tickets to Eagle Ministries through the Lions CATS (Caring Athletes Ticket Service) for Kids program.
- Honored as Lions' 2006 team MVP by the Detroit Lions Quarterback Club.
- Participated in Habitat for Humanity Blitz Build for Super Bowl XL week, where 40 "home kits" were built and shipped to the Gulf Coast to provide housing for families displaced by Hurricane Katrina.
- Active Christian speaker.
- A big fan of music, he particularly likes jazz, country, hard rock and contemporary Christian.

## TRANSACTIONS

- Placed on Reserve/Injured by the Detroit Lions Dec. 1, 2010.
- Re-signed by the Detroit Lions February 18, 2009 to a four-year contract extension (through 2012).
- Re-signed by the Detroit Lions July 30, 2004 to a four-year contract extension (through 2008).
- Re-signed by the Detroit Lions July 12, 1999 to a six-year contract extension (through 2004).
- Designated by the Detroit Lions as the team's transition player February 15, 1994. Signed contract extension with the Lions Dec. 12, 1995.
- Signed by the Detroit Lions to a contract extension Nov. 19, 1993.
- Drafted by the Detroit Lions in the second round (56th overall) in the 1992 NFL Draft.

## PRO

The 20-year veteran, and one of the NFL's most productive kickers, is the Lions' all-time scoring leader with 1,890 points as well as the all-time leader in field goals (439) and extra points (573). Hanson is only the sixth player in NFL history to connect on 400 career field goals. With a 51-yarder at Indianapolis (12/14/08) Hanson recorded his 41st 50+-yard field goal and set the all-time record for 50+-yard field goals in his career by surpassing Morten Andersen.

- Voted team captain for fourth-straight year (2007-10).
- Hanson is the first kicker in NFL history to go 8-for-8 on 50+-yard field goals in a single season.
- In 2008, he was named to the Lions 75th Season All-Time Team.
- Hanson became only the eighth player in NFL history to surpass the 1,700-point mark in 2008, and with 1,890 career points he ranks second in all-time scoring amongst active players and seventh all-time.
- Also holds NFL record making 24 consecutive field goals of 40+ yards.
- Hanson ranks first in every statistical category for a place kicker in Lions history with longest field goal (56), field goals made (439), field goals attempted (536), points scored (1890), extra points made (573) and extra points attempted (581).
- He is also the franchise leader in games played with 295 and is the franchise's all-time leader in seasons played with 19.
- Is tied for the second-most games (295) played by a player with one team in NFL history.
- Hanson, who made Pro Bowl appearances following the 1997 and 1999 seasons, has led the Lions in scoring in each of his 18 pro seasons, one of two active players to lead his team in scoring for at least 18 seasons. He is the only player in NFL history to lead the same team in scoring for the first 18 years of their career.
- He is a five-time winner of the Lions' Yale Lary Special Teams Player of the Year Award (1993, '99, '03, '06 and '08).
- Has connected on 394-of-453 (.870) career field goal attempts inside the 50-yard line and is a remarkable 276-of-290 (.952) from inside the 40-yard line for his career. From 40+ Yards, he is 163-of-246 (.663).
- Hanson has proved to be a valuable asset to the Lions as the team is 69-63 (.523) in his career when he kicks two-or-more field goals in a game, 40-20 (.667) when he makes three-or-more and 17-5 (.773) when he converts four field goals in a contest.

- In addition, Hanson has made 17 game-winning, fourth quarter or overtime kicks during his career (10 in regulation; seven in overtime).
- The Spokane, Wash., native has only missed eight extra points in his career (570-of-578) and has been perfect in PAT tries in 11 different seasons (1982-93, 1995-96 and 2000-02, 2004-06, 2009).
- Hanson has been quite accurate at Ford Field since the Lions began play there in 2002, going 120-for-136 (.882) on field goal attempts, which include five fourth-quarter or overtime game-winners and a long of 54 yards. He has made the second-most field goals at home (119) in the NFL since 2002.
- On kicks from 40+ yards at home since 2002, Hanson is 50-of-63 (79.4). He has the best field goal percentage at home for that range among kickers with at least 40 attempts.

2010: The season opener marked Hanson's 19th NFL season and his 288th game. Hanson is tied for third for the most seasons a player has played with the team that originally drafted them. He is behind Hall of Fame T Jackie Slater (20 with L.A. Rams) and Hall of Fame CB Darrell Green (20 with Washington Redskins). He is also 11th overall in League history in career games. On the season, he was 3-of-4 (.750) on 50-yard attempts and 7-of-9 (.778) on 40+-yard attempts.

- Was 3-of-3 on PATs and connected on a 49-yard field goal vs. Philadelphia (9/19) in the second quarter to put the Lions ahead, 10-7.
- Was successful on four field goals, including a 52-yarder at Green Bay (10/3). The 52-yarder was his 43rd career 50+-yard field which extended his NFL record for the most career 50+-yard field goals. Hanson has made a 50+-yard field goal in 16 of his 19 NFL seasons, including the last 6 seasons. He is now tied with K Gary Anderson for third place in NFL History for the most games with four field goals.
- Connected on three field goals against St. Louis (10/10) and was a perfect 5-of-5 on PATs.
- Scored 14 points against the Rams marking the first time in his career he has scored at least 14 points in back-to-back games.
- Connected on two 50+-yard field goals (50, 50) at the New York Giants (10/17), his 44th and 45th of his career. Tied an NFL Record with three other players (Josh Brown, Martin Gramatica and John Kasay) by making two 50+-yard field goals in a game for the fourth time in his career.
- Played in his 295th career game vs. the New York Jets (11/7) and tied Hall of Fame CB Darrell Green (Washington Redskins, 1983-2002) for the second-most games played by a player with one team.
- Was 2-for-2 in PATs against the New York Jets (11/7). Suffered injury on a roughing the kicker penalty following short field goal attempt during the third quarter Was not able to perform normal kickoff duties for rest of game, but kicked extra point in fourth quarter.
- Missed only his second game of his 19-year career (inactive) due to a right knee injury at Buffalo (11/14).
- Inactive at Dallas (11/21) and against New England (11/25), after suffering knee injury at the New York Jets (11/7).
- Placed on Reserve/Injured list for the first time of his career Dec. 1, 2010.

## COLLEGE

Considered one of the finest kicking specialists in the history of college football.

- Made 57.1 percent of his field goal tries (20-of-35) from 50 yards-or-longer, setting Washington State and Pac 10 records.
- His 20 field goals from 50 yards-or-longer set an NCAA mark, topping the previous career mark of 16 by Tony Franklin of Texas A&M (38 attempts, 1975-78), and his 39 collegiate field goals of 40 yards-or-longer surpassed Russell Erben of Texas' NCAA career record of 32.
- Holds the school record with 328 points, topping the old mark of 248 points by Steve Broussard (1986-89).
- Kicked at least two field goals in a game 20 times, surpassing Kevin Butler of Georgia's NCAA record (17, 1981-84).
- Holds WSU's all-time records with 63 field goals and 139 conversions.
- All-American third-team selection by the Poor Man's Guide to the NFL Draft and Football News as a senior in 1991.
- All-Pac-10 first-team choice as a punter and second-team pick as a kicker his senior year.
- Led the team with 58 points his senior year and led the conference with 55 punts for 2,245 yards (40.8 avg).
- Kicked a 62-yard field goal that year, setting the record for the longest field goal without a tee in NCAA history.
- Set a conference record by making 7-of-9 field goals from 50 yards-or-longer in 1991 as well, one shy of the NCAA season mark.
- All-American choice as a punter by ESPN his junior year in 1990.
- Unanimous All-American first-team pick as a sophomore in 1989.
- GTE/CoSIDA Academic All-American pick who received a Bachelor of Science degree in premed from Washington State, possessing a 3.8 grade point average.

## PERSONAL



Lettered twice in football, three times in soccer and once in basketball at Mead (Spokane, Wash.) High.

- All-Greater Spokane League grid pick as a kicker and punter and was named All-State first-team by the Washington Sportswriters Association.
- Brother, Travis, handled placekicking duties for the Washington Huskies (1990-93).
- He and his wife, Kathleen, were married in 1992 and have two sons, Ryan and Luke, and a daughter, Jessica.
- Born Jason Douglas Hanson in Spokane, Wash.

## HANSON'S SINGLE-GAME BESTS

FG Attempts.....	7 vs. Min 10/17/99
Field Goals.....	6 vs. Min 10/17/99
Extra Points.....	7 vs. Chi 11/27/97
Points Scored.....	19 vs. Min 10/17/99
Long Field Goal.....	56 (twice) Last at Carolina 11/16/08

## HANSON'S CAREER STATISTICS

Year	Tm	G	S	M	A	Pct	Lg	1-19	20-29	30-39	40-49	50+PAT	A	Pts						
1992	Det	16	0	21	26	.808	52	0	5	5	10	10	4	6	2	30	93			
1993	Det	16	0	34	43	.791	53	1	8	8	15	15	7	12	3	28	130			
1994	Det	16	0	18	27	.667	49	0	6	7	7	7	5	8	0	5	39	40	93	
1995	Det	16	0	28	34	.824	56	2	2	4	4	16	17	5	10	1	48	48	132	
1996	Det	16	0	12	17	.706	51	0	4	4	5	3	5	1	3	36	36	72		
1997	Det	16	0	26	29	.897	55	0	10	10	8	9	5	5	3	39	40	117		
1998	Det	16	0	29	33	.879	51	0	0	8	8	7	7	13	15	1	3	27	29	114
1999	Det	16	0	26	32	.813	52	0	0	8	8	4	4	10	12	4	8	28	29	106
2000	Det	16	0	24	30	.800	54	2	2	6	7	10	12	4	7	2	29	29	101	
2001	Det	16	0	21	30	.700	54	1	1	2	2	8	8	6	12	4	7	23	23	86
2002	Det	16	0	23	28	.821	49	0	8	8	8	9	7	8	0	3	31	31	100	
2003	Det	16	0	22	23	.957	54	0	7	7	6	6	5	6	4	4	26	27	92	
2004	Det	16	0	24	28	.857	48	0	0	9	9	10	11	5	8	0	28	28	100	
2005	Det	15	0	19	24	.792	52	1	1	9	9	3	3	4	7	2	47	27	84	
2006	Det	16	0	29	33	.879	53	1	1	12	12	6	6	7	8	3	30	30	117	
2007	Det	16	0	29	35	.829	53	1	1	4	5	10	12	11	13	3	4	35	36	122
2008	Det	16	0	21	22	.955	36	0	3	3	4	5	6	6	8	8	24	25	88	
2009	Det	16	0	21	28	.750	50	0	0	5	5	8	9	7	10	1	4	25	25	88
2010	Det	8	0	12	14	.857	52	0	0	1	1	4	4	4	5	3	4	19	19	55
<b>Totals</b>		<b>295</b>	<b>0</b>	<b>439</b>	<b>536</b>	<b>.819</b>	<b>59</b>	<b>9</b>	<b>119</b>	<b>122</b>	<b>148</b>	<b>159</b>	<b>118</b>	<b>169</b>	<b>45</b>	<b>83</b>	<b>571</b>	<b>581</b>	<b>1890</b>	

### Postseason

Year	Tm	G	S	M	A	Pct	Lg	M	A	M	A	M	A	M	A	Pts			
1993	Det	1	0	1	1	1.000	47	0	0	0	0	0	0	1	1	3	6		
1994	Det	1	0	1	2	.500	38	0	0	0	0	1	2	0	0	0	1	4	
1995	Det	1	0	0	0	.000	--	0	0	0	0	0	0	0	0	0	3	3	
1997	Det	1	0	1	1	1.000	33	0	0	0	0	1	1	0	0	0	1	4	
1999	Det	1	0	0	0	.000	--	0	0	0	0	0	0	0	0	0	1	1	
Totals		5	0	3	4	.750	47	0	0	0	0	2	3	1	1	0	9	9	18
2010 (Net)																			

### 2010 (Det)

Date	Opp	G	S	M	A	Pct	Lg	1-19	20-29	30-39	40-49	50+	PAT	A	Pts				
9/12	at Chi	1	0	0	0	.000	--	0	0	0	0	0	0	0	2				
9/19	PHI	1	0	1	1	1.000	49	0	0	0	0	0	0	1	3				
9/26	at Min	1	0	1	2	.500	33	0	0	0	0	0	0	1	1				
10/3	at GB	1	0	4	5	.800	52	0	1	1	1	1	1	1	2				
10/10	STL	1	0	3	3	1.000	48	0	0	0	0	1	1	2	0				
10/17	at NYG	1	0	2	2	1.000	50	0	0	0	0	0	0	0	5				
10/31	WAS	1	0	1	1	1.000	32	0	0	0	0	0	0	0	2				
11/7	NJ	1	0	0	0	.000	--	0	0	0	0	0	0	0	2				
11/14	at Buf	0	0	0	0	INACTIVE/INJURED													
11/21	at Dal	0	0	0	0	INACTIVE/INJURED													
11/25	NE	0	0	0	0	INACTIVE/INJURED													
12/5	CHI	0	0	0	0	RESERVE/INJURED													
12/12	GB	0	0	0	0	RESERVE/INJURED													
12/19	at TB	0	0	0	0	RESERVE/INJURED													
12/26	at Mia	0	0	0	0	RESERVE/INJURED													
1/2	MIN	0	0	0	0	RESERVE/INJURED													
<hr/>																			
Totals		8	0	12	14	.857	52	0	0	1	1	4	4	5	3	4	19	19	55

## GETTING A KICK OUT OF HANSON

### Hanson vs. The NFL

Tm	G	S	M	A	Pct	Lg	1-19	20-29	30-39	40-49	50+	PAT	A	Pts
----	---	---	---	---	-----	----	------	-------	-------	-------	-----	-----	---	-----

Ari	13	0	19	25	.760	49	33	33	0	0	8	8	6	7	5	7	0	3	90
Atl	12	0	11	13	.846	44	30	30	2	2	2	2	5	5	2	4	0	0	63
Bal	3	0	2	3	.667	39	6	6	0	0	1	1	1	1	0	1	0	0	12
Buf	4	0	5	6	.833	43	10	10	0	0	2	2	2	2	1	1	0	1	25
Car	5	0	6	7	.857	56	9	9	0	0	3	3	0	0	1	1	2	2	27
Chi	36	0	51	66	.773	52	74	77	0	0	20	21	18	20	11	19	2	6	227
Cin	5	0	7	8	.875	51	9	9	0	0	4	4	1	1	1	1	1	2	30
Cle	5	0	5	7	.714	56	16	16	0	0	0	0	1	1	2	3	2	3	31
Dal	9	0	13	20	.650	47	13	13	1	1	3	3	3	4	5	5	0	6	52
Den	3	0	4	4	1.000	53	7	8	0	0	0	0	1	1	1	1	2	2	19
GB	37	0	62	68	.912	54	63	63	1	1	11	11	22	21	21	21	8	14	249
Hou	2	0	2	3	.667	54	5	5	0	0	0	0	0	0	0	1	2	2	11
Ind	4	0	9	11	.818	55	5	5	0	0	2	2	3	4	4	0	1	3	32
Jac	4	0	7	10	.700	45	10	10	0	0	2	2	4	6	1	2	0	0	31
KC	4	0	5	5	1.000	47	8	8	0	0	3	3	0	0	2	2	0	0	23
Mia	5	0	4	4	1.000	52	7	8	0	0	1	1	1	1	1	1	1	1	19
Min	37	0	58	77	.753	53	70	70	1	1	12	12	24	25	17	31	4	8	244
NE	5	0	15	16	.938	49	8	8	0	0	7	7	5	5	3	3	0	1	53
NO	8	0	12	12	1.000	47	10	10	0	0	5	5	4	4	3	3	0	0	46
NYG	7	0	8	10	.800	50	16	16	1	1	3	3	3	1	1	2	2	3	40
NYJ	6	0	8	8	1.000	49	9	9	0	0	3	3	3	2	2	3	0	0	33
Oak	3	0	6	6	1.000	54	8	8	0	0	0	0	1	1	1	3	3	1	26
Phi	5	0	5	7	.714	51	9	9	0	0	0	0	1	1	3	4	1	2	24
Pit	6	0	8	11	.727	51	12	12	0	0	0	0	2	2	5	8	1	1	36
SD	4	0	1	2	.500	23	7	7	0	0	0	0	1	1	0	0	0	0	10
Sea	6	0	10	12	.833	51	11	12	0	0	0	0	4	5	4	2	3	4	41
SF	11	0	16	19	.842	51	14	15	1	1	3	3	6	6	3	5	3	4	62
SL	7	0	14	15	.933	50	15	15	1	1	1	1	3	3	4	5	1	1	57
TB	24	0	42	52	.808	50	54	54	1	1	11	12	18	21	10	11	2	7	180
Ten	5	0	5	7	.714	53	11	11	0	0	3	3	3	1	1	0	2	1	26
Was	10	0	19	22	.864	54	14	14	0	0	3	3	7	7	5	7	4	5	71

### Hanson Game-Winning FGs

#### (4<sup>th</sup> Quarter/OverTime)

Date	Opp	Stadium	Yds	Qtr	Time	Score
9/12/93	at NE	Foxboro	38	OT	3:56	W, 19-16
➤ First career 4th quarter game-winning field goal						
10/24/93	at LAR	Anaheim	18	4	0:04	W, 16-13
➤ Shortest game winner and latest in regulation						
9/4/94	ATL	Silverdome	37	OT	9:46	W, 31-28
➤ First game-winning kick at home						
9/19/94	at Dal	Texas	44	OT	0:32	W, 20-17
➤ Game-winning kick in Monday night thriller						
10/30/94	at NYG	Giants	24	OT	8:17	W, 28-25
➤ Set record for most overtime wins in a season						
11/17/96	SEA	Silverdome	43	4	4:32	W, 17-16
➤ Snapped four-game losing streak						
11/26/98	PIT	Silverdome	42	OT	13:08	W, 19-16
➤ Thanksgiving Day Classic remembered by OT coin flip						
10/17/99	MIN	Silverdome	48	4	0:07	W, 25-23
➤ Tied Lions record for most field goals in game with six						
9/10/00	WAS	Silverdome	37	4	11:36	W, 15-10
➤ Kicked five FGs accounting for all 15 pts. 37-yd FG gave Lions 12-10 lead and added 35-yd (6:24) for final score						
11/12/00	ATL	Silverdome	44	4	1:43	W, 13-10
➤ Secured win in new head coach Gary Moeller's first game						
10/20/02	CHI	Field	48	OT	10:12	W, 23-20
➤ First overtime game played at Ford Field						
11/3/02	DAL	Ford Field	43	4	0:48	W, 9-7
➤ 12th fourth quarter or overtime game winner						
11/9/03	CHI	Ford Field	48	4	0:39	W, 12-10
➤ Responsible for all Lions' points in the win						
11/27/03	GB	Ford Field	49	4	13:09	W, 22-14
➤ Thanksgiving Day win over NFC North champs						
10/23/05	at Cle	Cleveland Browns Stadium	50	4	14:07	W, 13-10
➤ 15th fourth quarter OT game winning kick						
12/24/05	at NO	Alcazar	39	4	0:00	W, 13-12
➤ First game winner as time expired in regulation.						
9/16/07	MIN	Ford Field	37	OT	8:55	W, 20-17
➤ First victory over the Vikings since the 2001 season.						





## JEROME HARRISON

**Running Back**

**Washington State**

**Ht: 5-9**

**Born: 2/26/83**

**Draft: '06, R5 (145)-Cle**

**6th Year**

**Wt: 205**

**Kalamazoo, Mich.**

**Acquired: '11, UFA-Phi**

# 36

Complete biographical information available on [Detroitlions.com](http://Detroitlions.com).

### TRANSACTIONS

- Signed with the Detroit Lions as an unrestricted free agent August 9, 2011.
- Traded by the Cleveland Browns to the Philadelphia Eagles on October 13, 2010.
- Selected in the fifth round (145th overall) by the Cleveland Browns in the 2006 NFL Draft.

### PRO

Veteran running back ranks third in the NFL for most rushing yards in a single game. He joins the Lions this season after being traded to the Philadelphia Eagles from the Cleveland Browns after five games in 2010. Appeared in 59 games, while rushing for 1,640 yards and scoring 7 touchdowns.

- Set a Browns single-game record with 39 carries on 12/27/09 vs. Oak., while finishing with 148 yards and a score.
- Over the final three games of 2009, amassed a league-high 561 rushing yards and 5 touchdowns, which ranked as the eighth-highest three-game total in NFL history and the most-ever by a Brown.

2010: Appeared in 12 games between the Browns and Eagles, while helping the Eagles make it to the playoffs. Added depth at running back in Philadelphia behind LeSean McCoy.

- Amassed 109 rushing yards on 11 attempts vs. Was. (11/15), and recorded his first touchdown as an Eagle on a 50-yard scamper.
- Gained 99 yards on 21 carries vs. Dal. (1/2).

### COLLEGE

Played 22 career games (16 starts) at Washington State, totaling 2,800 rushing yards on 482 carries and 25 touchdowns.

- Ranks first on the school's single-season rushing yards list (1,900 in 2005), second in career rushing touchdowns (25), second in single-season all-purpose yards (2,113 in 2005), fifth in career rushing yards (2,800), sixth in career rushing attempts (482) and sixth in all-purpose yards (3,267).
- Posted 14 consecutive 100-yard rushing performances to round out his collegiate career.
- Transferred to Washington State after two seasons at Pasadena City Junior College (2002-03) where he amassed 2,092 yards and 21 touchdowns.

### PERSONAL

A two-year captain, earned All-American Honorable Mention and Detroit Free Press All-State honors as a senior at Kalamazoo HS (MI) after setting school single-season records in yards (2,338) and touchdowns (31).

- Earned all-state honors in basketball and track and field
- Received all-conference first-team and all-state honorable mention accolades as a junior
- Majored in criminal justice

### HARRISON'S SINGLE-GAME BESTS

Rushing Attempts:	39 vs. Oak 12/27/09
Rushing Yards:	286 at KC 12/20/09
Rushing Long:	72 at Buf 11/17/08
Touchdowns:	3 at KC 12/20/09
Receptions:	7 vs. SD 12/6/09
Receiving Yards:	62 vs. SD 12/6/09
Reception Long:	23t (twice) vs. KC 9/19/10

### HARRISON'S CAREER STATISTICS

Year	Tm	G	S	RUSHING						RECEIVING						
				Att	Yds	Avg	Lg	TD	Rec	Yds	Avg	Lg	TD			
2006	Cle	10	1	20	60	3.0	15	0		9	47	5.2	12t	0		
2007	Cle	8	0	23	142	6.2	17	0		2	19	9.5	15	0		
2008	Cle	15	0	34	246	7.2	72T	1		12	116	9.7	23	1		
2009	Cle	14	7	194	862	4.4	71T	5		34	220	6.5	18	2		
2010	Cle/Phi	12	2	71	330	4.6	50T	1		12	85	7.1	23	0		
	Cle	4	1	31	91	2.9	39	0		4	42	10.5	23	0		
	Phi	8	1	40	239	6.0	50T	1		8	43	5.4	15	0		
Totals		59	10	342	1640	4.8	72T	7		69	487	7.1	23	3		
Postseason	Year	Tm	G	S	RUSHING						RECEIVING					
					Att	Yds	Avg	Lg	TD	Rec	Yds	Avg	Lg	TD		
	2010	Phi	1	0	1	3	3.0	3	0	0	0	0.0	0	0	0	
	Totals		1	0	1	3	3.0	3	0	0	0	0.0	0	0	0	
2010 (Cle/Phi)	Date	Opp	G	S	Att	Yds	Avg	Lg	TD	RUSHING	Rec	Yds	Avg	Lg	TD	TYds
	9/12	at TB	1	0	9	52	5.8	39	0	1	7	7.0	7	0	0	59
	9/19	KC	1	0	1	16	13	2.1	8	0	3	35	11.7	23	0	68
	9/26	at Bal	0	0						INACTIVE/HIGH						
	10/3	Cin	1	0	0	0	0.0	0	0	0	0	0.0	0	0	0	0
	10/10	Atl	0	0	6	6	1.0	2	0	0	0	0	0	0	0	6
	10/17	Atl	0	0						INACTIVE/DIDNOTPLAY						
	10/24	at Ten	0	0						INACTIVE/DIDNOTPLAY						
	11/7	Ind	1	0	2	6	3.0	5	0	0	0	0.0	0	0	0	6
	11/15	at Was	1	0	11	109	9.9	50T	1	1	15	15.0	15	0	0	124
	11/21	NYG	1	0	0	0	0.0	0	0	0	0	0.0	0	0	0	0
	11/28	at Chi	1	0	1	2	2.0	2	0	1	4	4.0	4	0	0	6
	12/2	Hou	1	0	3	20	6.7	14	0	0	0	0.0	0	0	0	20
	12/12	at Dal	1	0	1	0	0.0	0	0	0	0	0.0	0	0	0	0
	12/19	at NYG	1	0	1	3	3.0	3	0	1	7	7.0	7	0	0	10
	12/28	Min	0	0						DID NOT PLAY						
	1/2	Dal	1	1	21	99	4.7	36	0	5	17	3.4	8	0	0	116
Totals			12	7	71	330	4.6	50T	1	12	85	7.1	23	0	415	
Postseason	Date	Opp	G	S	Att	Yds	Avg	Lg	TD	RUSHING	Rec	Yds	Avg	Lg	TD	TYds
	1/9	GB	1	0	1	3	3.0	3	0	0	0	0.0	0	0	0	3
Totals			1	0	1	3	3.0	3	0	0	0	0.0	0	0	0	3



## WILL HELLER

**Tight End**  
**Georgia Tech**

**Ht: 6-6**  
**Born: 2/28/81**  
**Draft: '03, FA-TB**

**9th Year**  
**Wt: 275**  
**Dunwoody, Ga.**  
**Acquired: '09, UFA-Sea**

# 89

Complete biographical information available on [Detroitlions.com](http://Detroitlions.com).

### MANE FACTS

- While Heller wasn't a big football fan growing up, he was a huge Duke basketball fan, his father's alma mater. The 1992 team with Bobby Hurley and Grant Hill were some of his favorite players that he watched growing up.
- In the offseason, Heller enjoys relaxing and playing golf and enjoys fishing in Tampa, Florida.
- After his career, he would like to utilize his civil engineering degree and get into the construction industry close to home.

### TRANSACTIONS

- Signed with the Detroit Lions as an unrestricted free agent Mar. 16, 2009 to a one-year deal and re-signed with the Lions Mar. 8, 2010 to a three-year deal.
- Signed with the Seattle Seahawks Mar. 24, 2006 and re-signed with the club Mar. 5, 2007.
- Released Nov. 5, 2005 by the Miami Dolphins and re-signed with the Tampa Bay Buccaneers Dec. 20, 2005.
- Released by the Tampa Bay Buccaneers Sept. 4, 2005 and acquired via waivers by the Miami Dolphins Sept. 4, 2005.
- Signed as an undrafted rookie free agent with the Tampa Bay Buccaneers Apr. 28, 2003.

### PRO

Heller adds another strong blocking presence to the Lions' offense and has also proved himself as an effective receiver.

- Prior to joining Detroit in 2009, he had spent the three seasons (2006-08) with Seattle. Before playing in Seattle, Heller spent two seasons with Tampa Bay (2003-04), prior to being waived at the end of the 2005 preseason and claimed by Miami.
- He played in the first seven games for the Dolphins, recording one catch for a 1-yard score at Buffalo (10/9), but was released Nov. 5. Heller re-signed with Tampa Bay Dec. 20, 2005 and finished the season on their inactive list.

**2010:** Contributed as a back-up tight end and on special teams. Played in all 16 games and had 4 catches for 37 yards and 1 touchdown.

- Made first start of the season at Green Bay (10/3), and started vs. St. Louis (10/10), against Washington (10/31), at Buffalo (11/14), at Dallas (11/21) and against Chicago (12/5).
- Caught game-winning touchdown pass against Green Bay (12/12) on a 13-yard screen pass from QB Drew Stanton. Was his only catch of the game and first touchdown of the season.

### COLLEGE

Played in 39 games with 10 starts at Georgia Tech. Had 17 career receptions for 185 yards (10.9 avg.) with one touchdown.

- Started seven of 11 games his senior year and was used primarily as a blocker with six catches for 49 yards.

### PERSONAL

Earned All-DeKalb County honors at Marist High.

- Played tight end, split end and defensive back.
- Also lettered in basketball. Majored in civil engineering.

### HELLER'S SINGLE-GAME BESTS


Receptions.....	4 at Min 11/15/09
Receiving Yards.....	53 at Chi 10/4/09
Receiving Touchdowns.....	2 vs. StL 10/21/07
Long Reception.....	25 at Car 12/16/07

### HELLER'S CAREER STATISTICS

Year	Tm	G	S	Rec	Yds	Avg	Lg	TD
2003	TB	9	1	2	15	7.5	11	1
2004	TB	10	2	12	98	8.2	22	1
2005	Mia/TB	7	0	1	1	1.0	1	1
2006	Sea	16	0	4	32	8.0	12	1
2007	Sea	16	6	13	82	6.3	25	3
2008	Sea	12	0	4	29	7.2	14	0
2009	Det	16	9	29	296	10.2	24	3
2010	Det	16	6	4	37	9.3	13t	1
Totals		102	24	69	590	8.6	25	11
Postseason								
Year	Team	G	S	Rec	Yds	Avg	Lg	TD
2006	Sea	2	1	3	20	6.7	10	0
2007	Sea	2	1	0	0	0.0	-	0
Totals		4	2	3	20	6.7	10	0

### 2010 (Det)

Date	Opp	G	S	Rec	Yds	Avg	Lg	TD
9/12	at Chi	1	0	0	0	0.0	0	0
9/19	PHI	1	0	0	0	0.0	0	0
9/26	at Min	1	0	0	0	0.0	0	0
10/3	at GB	1	0	0	0	0.0	0	0
10/10	STL	1	1	0	0	0.0	0	0
10/17	at NYG	1	0	0	0	0.0	0	0
10/31	WAS	1	0	0	0	0.0	0	0
11/7	NYJ	1	0	0	0	0.0	0	0
11/14	at Buf	1	1	0	0	0.0	0	0
11/21	at Dal	1	1	0	0	0.0	0	0
11/25	NE	1	0	1	13	13.0	13	0
12/5	CHI	1	1	1	5	5.0	5	0
12/12	GB	1	0	1	13	13.0	13t	1
12/19	at TB	1	0	0	0	0.0	0	0
12/26	at Mia	1	0	0	0	0.0	0	0
1/2	MIN	1	0	1	6	6.0	6	0
<b>Totals</b>		<b>16</b>	<b>6</b>	<b>4</b>	<b>37</b>	<b>9.3</b>	<b>13t</b>	<b>1</b>



# SAMMIE HILL

**Defensive Tackle  
Stillman**

**Ht: 6-4**

**Born: 11/8/86**

**Draft: '09, R4 (115)-Det**

**3rd Year**

**Wt: 329**

**West Blockton, Ala.**

# 91

Complete biographical information available on [Detroitlions.com](http://Detroitlions.com).

## MANE FACTS

- Hill loved the Dallas Cowboys because Emmitt Smith, Michael Irvin and Deion Sanders played the positions he couldn't play growing up.
- As a kid, Hill enjoyed watching the TGIF line-up of *Family Matters*, *Step By Step*, and *Full House*.
- Hill will watch any movie with Denzel Washington in it.
- Before games, Hill likes to listen to Young Jeezy and Gucci Man.
- He is a big collector of hats and shoes. His favorite hat is his St. Louis Cardinals hat, and his favorite shoe is the Nike Air Force Ones.
- At Stillman, he and two college teammates were heroic in their efforts to save a man from a burning house. The three Stillman players were driving by a house when they noticed a distressed woman who needed help. She told Hill and his teammates that her father was inside and they proceeded to rescue him from the burning building.

## TRANSACTIONS

- Drafted by the Detroit Lions in the fourth round (115th overall) of the 2009 NFL Draft.

## PRO

Hill is a good athlete with outstanding size and bulk and long arms that provides a large presence on the Lions defensive front. Quick and agile, he is stout at the point of attack.

- Has played 27 career games, recording 56 tackles (35 solo), 2.5 sacks and 3 fumble recoveries.

- In his first pro season, he played 13 games (12 starts) at defensive tackle. He earned one of the team's starting defensive tackle positions to start his rookie season.

**2010:** Completed second season and was a significant contributor as a back-up defensive tackle on the team's stout defensive line rotation. Recorded career-high 30 tackles (21 solo) and had 2.5 sacks (18 yds) and 1 fumble recovery.

- Recorded first career sack for a loss of 8 yards in season opener at Chicago (9/12). Also added a tackle-for-loss, 2 quarterback hurries and a fumble recovery.
- Recorded 0.5 sack for a loss of 2 yards and a tackle vs. Philadelphia (9/19). Was injured in the first quarter, but returned back to the line-up.
- Inactive at Green Bay (10/3) due to ankle injury he sustained at Minnesota (9/26).
- Returned to action in Lions 44-6 win vs. St. Louis (10/10) and had 2 tackles.
- Season-high 3 tackles (2 solo) at the New York Giants (10/17).
- Three tackles (1 solo) at Buffalo (11/14).
- Two tackles (2 solo), including one tackle for loss at Dallas (11/21).
- Recorded two tackles (2 solo) against New England (11/25).
- Had two tackles (1 solo) against Chicago (12/5).
- Recorded four tackles (2 solo), tackle of loss and one quarterback hit against Green Bay (12/12).
- Recorded a sack for a loss of 8 yards, along with three tackles (3 solo) in the team's win at Tampa Bay (12/19).
- Had three tackles (2 solo) at Miami (12/26).

## COLLEGE

Was a four-year starter for the Tigers, and he set the school record with 44.5 tackles for loss. During his freshman and sophomore seasons, he played defensive tackle and then was moved to defensive end for his final two seasons at Stillman. Named first-team All-SIAC in 2007 and 2008.

- In his second year (2008) at defensive end, he earned first-team all SIAC honors. During his senior season, Hill was a defensive tackle and registered career highs with 59 tackles for loss, 15.5 sacks and 7.5 sacks.
- Scored on a two-point pass play.
- Knocked down seven passes and recorded three fumble recoveries.
- Was moved to defensive end as a junior in 2007 by new head coach Greg Thompson. In his first season at defensive end, he was a first-team all-SIAC selection after collecting 52 tackles, 4.5 sacks and 14 tackles for loss. Also caused four fumbles.
- Took an interception back 38 yards for a touchdown after dropping back into coverage as a giant middle linebacker.
- As a sophomore in 2006, he played in 10 games and garnered 41 tackles, two sacks and nine tackles for loss.
- In 2005, Following a red-shirt season, Hill was a defensive tackle and made a splash with 39 tackles, 3.5 sacks and six tackles for loss in the nine games he played.
- He also caught a pass as a tight end for a 16-yard touchdown.

## PERSONAL

Graduated from West Blockton (Ala.) High School where he was selected all-Conference and All-area.

- He was a versatile player as a prepster, playing both offensive defensive line along with tight end, linebacker and even place kicker.
- Was recruited by some schools to play basketball, and he was a catcher on the school's baseball team.

## HILL'S SINGLE-GAME BESTS

Tackles: ..... 5 (twice) Last at Cin 12/6/09  
Fumbles Recoveries: ..... 1 (three times) Last at Chi 9/12/10  
Sacks: ..... 1 at Chi 9/12/10

## HILL'S CAREER STATISTICS

Year	Tm	G	S	TT	ST	AT	Sk	Yds	Int	Yds	TD	PD	FF	FR	Yds	TD	STT
2009	Det	13	12	26	14	12	0	0	0	0	0	0	0	0	2	0	0
2010	Det	15	0	30	21	9	2.5	18	0	0	0	0	0	0	1	0	0
<b>Totals</b>		<b>27</b>	<b>12</b>	<b>56</b>	<b>35</b>	<b>21</b>	<b>2.5</b>	<b>18</b>	<b>0</b>	<b>0</b>	<b>0</b>	<b>0</b>	<b>0</b>	<b>0</b>	<b>3</b>	<b>0</b>	<b>0</b>
<b>2010 (Det)</b>																	
Date	Opp	G	S	TT	ST	AT	Sk	Yds	Int	Yds	TD	PD	FF	FR	Yds	TD	STT
9/12	at Chi	1	0	1	1	0	1.0	8	0	0	0	0	0	0	1	0	0
9/19	PHI	1	0	1	0	1	0.5	2	0	0	0	0	0	0	0	0	0
9/26	at Min	1	0	1	1	0	0	0	0	0	0	0	0	0	0	0	0
10/3	at GB	0	0	0	0	0	0	0	0	0	0	0	0	0	0	0	0
10/10	STL	1	0	2	1	1	0	0	0	0	0	0	0	0	0	0	0
10/17	at NYG	1	0	3	2	1	0	0	0	0	0	0	0	0	0	0	0
10/31	WAS	1	0	1	1	0	0	0	0	0	0	0	0	0	0	0	0
11/7	NYJ	1	0	1	1	0	0	0	0	0	0	0	0	0	0	0	0
11/14	at Buf	1	0	3	2	0	0	0	0	0	0	0	0	0	0	0	0
11/21	at Dal	1	0	2	2	0	0	0	0	0	0	0	0	0	0	0	0
11/25	NE	1	0	2	2	0	0	0	0	0	0	0	0	0	0	0	0
12/5	Chi	1	0	2	1	1	0	0	0	0	0	0	0	0	0	0	0
12/12	GB	1	0	4	2	2	0	0	0	0	0	0	0	0	0	0	0
12/19	at TB	1	0	3	3	0	1.0	8	0	0	0	0	0	0	0	0	0
12/26	at Mia	1	0	3	2	1	0	0	0	0	0	0	0	0	0	0	0
1/2	Min	1	0	1	1	0	0	0	0	0	0	0	0	0	0	0	0
<b>Totals</b>		<b>15</b>	<b>0</b>	<b>30</b>	<b>21</b>	<b>9</b>	<b>2.5</b>	<b>18</b>	<b>0</b>	<b>0</b>	<b>0</b>	<b>0</b>	<b>0</b>	<b>0</b>	<b>1</b>	<b>0</b>	<b>0</b>



# SHAUN HILL

**Quarterback**  
**Maryland**  
**Ht: 6-3**  
**Born: 1/9/80**  
**Draft: '02, FA-Min**

**10th Year**  
**Wt: 220**  
**Parsons, Kan.**  
**Acquired: '10, T-SF**

**14**

Complete biographical information available on [Detroitlions.com](http://Detroitlions.com).

## MANE FACTS

- Hill earned NFC Offensive Player of the Week for his performance vs. St. Louis (11/16/08), where he became the first 49ers quarterback to post a perfect QB rating in the first half.
- Loves to fish. Quarterback started reeling in fish inhabiting farm ponds in his home state of Missouri during high school. When he lived in Minnesota as a member of the Vikings, Shaun caught a 30-inch, 9-pound walleye on his first trip out. He was able to lure the fish using a leech for bait 40-feet deep. Also in his fishing repertoire is a 48-inch muskie.
- Shaun owns all of the weightlifting records for quarterbacks at Maryland - power clean (303 lbs), bench press (320 lbs), and squat (500 lbs).
- Has supported the Muscular Dystrophy Association.
- Hosts annual fundraising golf tournament at high school alma mater to benefit booster club. Hosts annual football camp in conjunction with the Parsons Police Football League.

## TRANSACTIONS

- Signed one-year contract extension (thru 2011) July 10, 2010.
- Acquired by the Detroit Lions via trade from the San Francisco 49ers Mar. 16, 2010.
- Signed by the San Francisco 49ers as an unrestricted free agent June 2, 2006.
- Signed as an undrafted rookie free agent with the Minnesota Vikings Apr. 25, 2002.

## PRO

- As a proven, veteran quarterback, Hill adds valuable depth to the team's quarterback position. Has a 13-13 record as a starter (9-3 at home).
- Through first 16 career starts (10-6), his career .625 winning pct. as a starter was the fourth-highest winning percentage among all undrafted quarterbacks since 1970 (min. 10 starts). All 16 starts at quarterback occurred while with the San Francisco 49ers (2006-09) and winning percentage (.625) is the third highest winning percentage in 49ers history.
- In his NFL start, he set a record for the highest completion percentage in NFL history for a player making his first pass attempts.
- Entered NFL as undrafted rookie free agent in 2002 with Minnesota where he served primarily as the team's third quarterback from 2002-05.
- While with Minnesota, he worked with Lions Offensive Coordinator Scott Linehan (2002-04) who served in the same role for the Vikings.
- 2010: Team's back-up quarterback. Completed 257-of-416 passes (60.7 pct) on the year for 2,686 yards and 16 touchdowns.
- Came in during the third quarter in season opener at Chicago (9/12) after QB Matthew Stafford had to leave the game with a shoulder injury. Finished with 9 of 19 pass completions for 88 yards and an interception.
- Started and connected on 25-of-45 passes for career-high 335 yards, including a career-long of 75 on screen pass to RB Jahvid Best for a TD vs. Philadelphia (9/19).
- At Minnesota (9/26), Hill completed 67.4-percent of his passes (29-of-43) for 237 yards and a touchdown. His 5-yard touchdown pass to TE Tony Scheffler in the first quarter gave Detroit a 7-0 lead.
- At Green Bay (10/3), completed 34-of-54 for 331 yards and two TDs. 237 yards in first half were a career high in first two quarters. 34 completions and 54 attempts were both single-game career highs. 34 pass completions are the second-highest single game tally for a Lions' quarterback in team history.
- Hill completed 21-of-32 passes for 227 yards and three touchdowns against St. Louis (10/10). His passing rating on the day was 117.6. His passer rating was the second highest of his career, second only to his 142.3 rating vs. St. Louis (11/16/08). 117.6 rating was the highest by a Lions' quarterback since QB Jon Kitna registered 137.3 vs. Chicago (9/30/07). Also highest rating by Lions QB with 30 pass attempts since QB Joey Harrington recorded a rating of 121.8 vs. Arizona (11/13/05).
- When Hill connected with WR Nate Burleson on a 26-yard touchdown pass in the third quarter against the Rams, it was Hill's third touchdown pass of the game, which is the most he's thrown for since joining the Lions and it ties his career high (3 vs. Tampa Bay 10/23/07).
- Left game in second quarter at the New York Giants (10/17) with broken arm. Threw one TD to Nate Burleson (14 yards) in the first quarter.
- Listed as inactive vs. Washington (10/31) after breaking forearm in game at New York Giants (10/17). Also next week vs. New York Jets (11/7)
- Was 29-of-50 for 323 yards at Buffalo (11/14). Threw TD pass to Calvin Johnson 0:14 seconds left in game to bring Lions within two points. Surpassed the 300-yard mark in passing - fourth career 300-yard passing game and third highest tally of season in six starts.
- Threw for 289 yards passing and was 32-of-47 with two TDs at Dallas (11/21). 32 completions tied for team's sixth-highest single-game tally.
- Completed 27-of-46 passes for 285 yards vs. New England. Connected with Calvin Johnson for a 19-yard score at the end of the first quarter.

- In return from a broken index finger, Hill helped steer the Lions to a 34-27 win at Miami (12/26) - team's first-ever win at Miami in five tries. Was 14-of-26 for 222 yards, tossed two TDs (no picks) and garnered 108.2 passer rating in a game played in windy conditions (22 MPH).
- Hill gave Lions a 10-7 lead in the second quarter against Dolphins when he hit TE Brandon Pettigrew on 20-yard pass for the team's first TD of the game. Trailing 17-10 in the third quarter, Hill engineered an 14-play, 88-yard drive on Lions first possession in second half that was capped off by 5-yard run by RB Maurice Morris. On the drive, Hill was 5-of-7 for 60 yards. After Lions forced Dolphins punt in fourth quarter, Hill changed game on next play when he found rookie RB Jahvid Best over the middle and he raced 53 yards for a TD that pulled the Lions within 3 points of the Dolphins (24-27). The TD was the first of 17 points scored by Lions with under 5 minutes to play on way to fourth quarter come-from-behind win for the third week in a row.
- Lead team to a 20-13 victory against Minnesota (1/2). Finished with 258 yards passing and was 28-of-39 with one touchdown pass.

## COLLEGE

- Two-year letterman for Maryland Terrapins, registering career passing totals of 3,158 yards and 19 touchdowns.
- Helped school earn first All-Atlantic Coast title since 1985 after guiding Maryland to a berth in the Orange Bowl and a 10th overall national ranking during senior season in 2001.
- Transferred to Maryland after starting college career at Hutchinson Community College (Kansas) from 1998-99 where he was All-Jayhawk Conference honorable mention as sophomore and All-Jayhawk Conference and NJCAA All-American honorable mention as freshman.

## PERSONAL

- As a three-year starter at quarterback and two-year starter at free safety at Parsons (Kan.) H.S., was a two-time All-Southeast Kansas first-team selection and an honorable mention all-state selection as a senior.
- Also lettered in basketball, baseball and track.
- Was a three-time All-SEK first-team choice in basketball, serving as team captain and earning all-state honors three times after guiding team to state tournament as a junior and senior.

## HILL'S SINGLE-GAME BESTS

Passing Attempts:	54 at GB 10/3/10
Passing Completions:	34 at GB 10/3/10
Passing Yards:	335 vs. Phi 9/19/10
Passing Completion Pct.:	81.5 vs. Min 12/9/07
Passing Long:	75 vs. Phi 9/19/10
Passing Touchdowns:	3 (twice) Last vs. SLU 10/10/10
Interceptions:	3 at STL 12/21/08
Passing Rating:	142.3 vs. STL 11/16/08
Rushing Attempts:	6 vs. TB 12/23/07
Rushing Yards:	53 (twice) Last at GB 10/3/10
Rushing Long:	40 at GB 10/3/10
Rushing Touchdowns:	1 (three times) Last vs. Was 12/28/08

## HILL'S CAREER STATISTICS

PASSING													RUSHING													
Year	Tm	G	S	W-L*	Att	Cmp	Pct	TD	Int	Lg	Sk	Yds	Rtg	Att	Yds	Avg	Lg	TD								
2002	Min	0	0	0-0	0	0	0.0	0	0	0	0	0	0.0	0	0	0.0	-	0								
2003	Min	0	0	0-0	0	0	0.0	0	0	0	0	0	0.0	0	0	0.0	-	0								
2004	Min	0	0	0-0	0	0	0.0	0	0	0	0	0	0.0	0	0	0.0	-	0								
2005	Min	1	0	0-0	0	0	0.0	0	0	0	0	0	0.0	2	2	1.0	-	1								
2006	SF	0	0	0-0	0	0	0.0	0	0	0	0	0	0.0	0	0	0.0	-	0								
2007	SF	3	2	2-0	79	54	501	68.4	5	1	26	6	31	101.3	12	14	12	1								
2008	SF	9	8	5-3	288	181	2066	62.8	13	9	48	23	148.8	87.5	24	115	4.8	24								
2009	SF	6	6	3-3	155	87	943	56.1	5	2	61	18	107	79.6	8	70	8.8	22								
2010	Det	11	10	3-7	416	257	2686	61.8	75	16	12	17	115.8	81.3	22	123	5.6	40								
Totals		30	26	13-13	938	579	6176	61.7	75	39	23	68	320.4	84.6	68	320	4.7	40								
2010 (Det)													PASSING							RUSHING						
Date	Opp	G	S	W-L*	Att	Cmp	Pct	TD	Int	Lg	Sk	Yds	Rtg	Att	Yds	Avg	Lg	TD								
9/12	at Chi	1	0	0-0	19	9	88	47.4	24	0	1	1	9	39.3	3	4	1.3	0								
9/19	Phi	1	0	1-0	45	25	335	55.6	75	2	2	6	75	3	16	53	13	0								
9/26	at Min	1	0	1-0	43	29	237	67.4	24	1	1	5	69.6	2	4	2	0	2								
10/3	at GB	1	0	1-0	54	34	331	63.0	25	2	3	23	77.0	4	53	13	4	0								
10/10	STL	1	1	1-0	32	21	227	65.6	29	0	1	5	117.6	2	9	4.5	8	0								
10/17	at NYG	1	0	0-1	15	9	91	60.0	22	0	0	0	99.6	0	0	0	0	0								
10/21	WAS	0	0	0-0	0	0	0	0	0	0	0	0	0	0	0	0	0	0								
11/7	NYJ	0	0	0-0	0	0	0	0	0	0	0	0	0	0	0	0	0	0								
11/14	at Buf	1	0	1-0	50	29	323	58.0	29	1	1	1	9	75.7	1	1	1.0	1								
11/21	at Dal	1	0	1-0	47	27	289	58.1	58	2	1	3	26	69.8	0	0	0	0								
11/25	NE	1	0	1-0	46	27	285	58.7	34	1	2	8	65.9	4	23	5.8	13	0								
12/5	Chi	0	0	0-0	0	0	0	0	0	0	0	0	0	0	0	0	0	0								
12/12	GB	0	0	0-0	0	0	0	0	0	0	0	0	0	0	0	0	0	0								
12/19	at TB	0	0	0-0	0	0	0	0	0	0	0	0	0	0	0	0	0	0								
12/26	at Mia	1	0	1-0	26	14	222	53.8	53	2	0	2	14	108.2	1	10	10.0	10								
Totals		11	10	3-7	416	257	2686	61.8	75	16	12	17	115.8	81.3	22	123	5.6	40								



## COREY HILLIARD

### Tackle

Oklahoma St.

Ht: 6-6

Born: 4/26/85

Draft: '07, R6 (209)-NE

4th Year

Wt: 300

New Orleans, La.

Acquired: '09, FA

# 78

Complete biographical information available on [Detroitlions.com](http://Detroitlions.com).

### MANE FACTS

- Growing up in New Orleans, Hilliard was a Saints fan and players he enjoyed watching from the Saints were Ricky Williams, Ricky Jackson and Drew Brees.
- Hilliard's favorite TV show is *The Office*, favorite movie is *Friday* and his favorite entertainer is Dave Chappelle.
- Enjoys bowling and joins a bowling league every offseason.

### TRANSACTIONS

- Re-signed with the Detroit Lions as an exclusive rights free agent March 16, 2010 and July 29, 2011.
- Signed by the Detroit Lions Dec. 9, 2009 off the Cleveland Browns practice squad.
- Waived by the Cleveland Browns Sept. 6, 2010 and signed the Browns practice squad Sept. 9, 2009.
- Waived by the Indianapolis Colts Aug. 19, 2009 and signed by the Cleveland Browns Aug. 24, 2009.
- Released by the Indianapolis Colts Oct. 7, 2008 and signed to the Colts practice squad Oct. 9, 2008. Re-signed by the club Jan. 5, 2009.
- Signed to the Indianapolis Colts active roster Nov. 17, 2007.
- Signed to the Indianapolis Colts practice squad Sept. 27, 2007.
- Waived by the New England Patriots Sept. 2, 2007.
- Drafted by the New England Patriots in the sixth round (209th overall) of the 2007 NFL Draft.

### PRO

Offensive tackle with great size. Hilliard has played in 21 career games in the NFL, five of which came while with Indianapolis Colts.

2010: Served as a back-up on the offensive line and played primarily on special teams (field goal unit). Started final four games of the season at right tackle (filling in for injured T Gosder Cherilus).

- Saw action at right tackle near end of game as the Lions closed out a 44-6 win vs. St. Louis.
- Saw significant time at right tackle vs. New England after filling in for T Gosder Cherilus due to injury (knee).
- Made first career start at right tackle against Green Bay (12/12). Helped Lions rush for a season high 190 yards, the most by the team since it recorded 193 rushing yards at Green Bay Dec. 12, 2004.
- In second career start, manned the right tackle position and helped the team chew up 181 yards on the ground in the Lions 23-20 overtime win, including 49 of the team's 63-yard game-winning drive in overtime. In addition to 181 rushing yards, team did not allow a sack on 37 pass attempts.
- The 181 yards on the ground marked the first time since Dec. 2004 that the team registered over 180 yards in consecutive games.
- Started third-straight game (right tackle) at Miami (12/26).
- Started, but left game early due to injury in season-finale win vs. Minnesota (1/2).

### COLLEGE

Four-year starter at Oklahoma State who opened 43 of 46 career games starting 23 games at right tackle and 20 games at LT. Hilliard began career as RT before switching to LT.

- Named team captain started 12 games as senior.
- All-Big 12 First-Team his senior season as he posted a career-high 98 knockdowns, helping the team rank seventh in the nation and lead the conference with an average of 208.0 yards per game rushing.
- Started eleven games at RT as a junior, totaling 83 knockdowns and was named All-Big 12 Second-Team.
- Started 12 games at LT his sophomore season, registering 67 knockdowns for an offense that ranked 12th in the nation and second in the league with an average of 237.0 yards per game on the ground, earning All-Big 12 honorable mention.
- Started final six games of his freshman season after beginning the year as a reserve.
- Holds a bachelor's degree in education.

### PERSONAL

Attended Jesuit High School where he was named First-Team All-State by the AP and First-Team All-Metro by the *New Orleans Times-Picayune* as a senior.

- Enjoys playing basketball in his free time
- Married to wife, Nichole.
- Born Corey Hilliard Apr. 26, 1985 in New Orleans, La. Son of Eddie and Sharon Hilliard. Has a younger brother, Colby.

### HILLIARD'S CAREER STATISTICS

Year	Tm	G	S
2007	Ind	3	0
2008	Ind	2	0
2009	Det	0	0
2010	Det	16	4
<b>Totals</b>		<b>21</b>	<b>4</b>





## DOUG HOGUE

Linebacker

Syracuse

Ht: 6-2

Born: 2/1/89

Draft: '11, R5 (157)

Rookie

Wt: 226

Yonkers, NY

# 57

Complete biographical information available on [Detroitlions.com](http://Detroitlions.com).

### TRANSACTIONS

- Drafted by the Detroit Lions in the fifth round (157th overall) of the 2011 NFL Draft.

### COLLEGE

Played running back for his first two years at Syracuse before moving to linebacker as a junior at the beginning of 2009 Spring practice. Started 31 of 45 games during four-year career, 25 at linebacker and 6 at running back. Ranks ninth on Syracuse's career tackles-for-loss record list with 26.5 (for a loss of 133 yards) in just 25 career games on defense. Finished with 167 tackles (108 solo), 12.5 sacks (97 yards), 3 interceptions (88 yards), 3 forced fumbles and a fumble recovery. On offense, compiled 112 carries for 483 yards and 3 touchdowns, while adding 14 receptions for 139 yards and a touchdown.

- Selected for the 2011 East-West Shrine All-Star game.
- Ranked seventh in the Big East with 7.4 tackles per game and tied for 12th with 0.79 tackles-for-loss per game.
- In 2009 was named Phil Steele All-Big East Second Team selection.
- As a junior his .79 sacks per game tied for 21st nationally and ranked second in the Big East. Also led the Big East and tied for 20th nationally with 1.33 tackles-for-loss per game.
- Earned the Walter Camp Football Foundation National Defensive Player of the Week Award for his record-setting performance against Rutgers his junior season, establishing a new Syracuse record with 6.5 tackles-for-loss, the record was previously 5.0, which was done by three players: Antwaune Ponds (1996), Dwight Freeney (2000) and Christian Ferrara (2003). He finished with 7 tackles, including the 6.5 for a loss of yards, 3.5 sacks and a forced fumble against the Scarlet Knights.
- **2010:** One of 13 players to start in all 13 games. Finished with 95 tackles (60 solo), 10.5 tackles-for-loss (35 yards), 3.0 sacks (16 yards), 2 interceptions (58 yards) and a forced fumble.
- Had 5 tackles, including a sack for a loss of two yards, and blocked a field goal attempt at Akron.
- Against Colgate, made 10 tackles (8 solo) and an assisted sack.
- Led the defense with 12 tackles, including 1.5 for a loss against Pittsburgh.
- Earned the Defensive Player of the Week Award from both the Walter Camp Football Foundation and Big East Conference after recording 2 interceptions, leading the defense with 10 tackles, including 1.5 tackles-for-loss, an assisted sack and a pass defended.
- At Cincinnati led the defense with 8 tackles, including 2.5 tackles-for-loss and 0.5 sacks.
- Led the defense with 12 tackles, including one for a loss of yards and an assisted sack at Rutgers.
- Against Connecticut, led the defense with 8 tackles, including one for a loss and forced his first sack-fumble.

**2009:** Started all 12 games and finished with 72 tackles (48 solo), 16.0 tackles-for-loss (98 yards), 9.5 sacks (81 yards), 1 interception (30 yards), 2 forced fumbles and a fumble recovery. Phil Steele All-Big East Second Team selection.

- Recorded 4 tackles in first career start at linebacker against Minnesota.
- At Penn State had 5 tackles and a pair of passes defended.
- Against North Western, led the defense with a career-high 11 tackles (7 solo).
- Posted first career interception against Maine, returning it 30 yards to set up a Syracuse touchdown, and recorded 3 tackles.
- Recorded 5 tackles and first career sack against South Florida.
- Against Akron, tallied 5 tackles, a sack, 3 quarterback hurries and recovered first career fumble.

**2008:** Played in 11 games with 2 starts as a sophomore.

- Against Northeastern, set career-highs in both rushing yards (100 on 16 carries) and receptions (3 for 25). Scored 2 touchdowns against the Huskies, including a 9-yard rush up the middle in the first quarter and an 8-yard reception less than four minutes into the third quarter.
- At South Florida, recorded first career tackle after a Syracuse fumble, tackling USF's Craig Marshall on the SU 1-yard line to prevent a touchdown.
- Had 1 reception for a career-high 37 yards against Louisville.
- At Rutgers, scored the first touchdown of the game on an 82-yard run up the middle, marking the fifth-longest rushing play and fourth-longest touchdown run in SU history. It was also the longest rushing touchdown for an SU back since Bruce Yancy recorded an 83-yard touchdown rush in 1953 against Boston University.


**2007:** Played in 9 games, including 4 starts as a freshman. Finished second on the team in rushing with 251 yards on 77 carries.

- Carried the ball a then career-high 24 times for 83 yards and his first career touchdown, filling in for the injured Curtis Brinkley.

### PERSONAL

Played running back and linebacker for coaches Tom Drago and Anthony Fiorelli at Roosevelt High School. Rated the 31st-best running back and the 58th-best prospect in the east by Scout.com. Ranked the fourth-best prospect in New York by Scout.com and the fifth-best prospect by Rivals.com. Named to the Scout.com All-East Team.

- Earned Northeast Regional Team accolades and graded the sixth-best prospect in New York by Superprep.
- Earned 2006 Velocity/PrepStar All-East and first-team all-state accolades.
- Rushed for 589 yards and 2 touchdowns and posted 12.5 tackles per game in limited action due to an injury as a senior.
- Ran for 2,052 yards and 14 touchdowns during his career.
- Participated in the New York/New Jersey All-Star Classic.
- Son of Douglas and Alicia Hogue and has three brothers and two sisters. Both sisters, Deven (Albany) and Shannon (Delaware) played Division I basketball.



## CHRIS HOUSTON

**Cornerback**

**Arkansas**

**Ht: 5-11**

**Born: 10/18/84**

**Draft: '07, R2b (41st)-Atl**

**5th Year**

**Wt: 178**

**Austin, Texas**

**Acquired: '10, T-Atl**

# 23

Complete biographical information available on [Detroitlions.com](http://Detroitlions.com).

### MANE FACTS

- Founded an organization called Athletes Achieving More Excellence that features youth programs offered during the summer. The organization also monitors kid's grades throughout middle school and high school. For more information, visit [www.aameaustin.org](http://www.aameaustin.org).
- Growing up in Texas, Houston watched a lot of the Dallas Cowboys and was a big Deion Sanders fan. He was also a fan of Jerry Rice and Champ Bailey.
- Favorite TV show is *Martin*.
- Enjoys reading inspirational books – books about Gandhi and other people whose minds can go further than the average person.

### TRANSACTIONS

- Re-signed by the Lions to a two-year deal Aug. 4, 2011.
- Acquired by the Detroit Lions via trade with the Atlanta Falcons Mar. 9, 2010.
- Drafted by the Atlanta Falcons in the second round (41st overall) of the 2007 NFL Draft.

### PRO

CB Chris Houston was acquired by Detroit through a trade with Atlanta after spending the first three years (2007-09) with the Falcons.

- During four-year career has accumulated 216 career tackles (189 solo), 4 interceptions (14 yards; one TD), 46 pass defenses, two forced fumbles and two fumble recoveries, along with 5 special teams tackles.
- In 2009, he played in 12 games (10 starts) before ending the year on the reserve/injured list due to a hamstring injury.
- Started 16 games in 2008 and had two interceptions, one returned 10 yards for a TD (vs. KC, 9/21). Also started in Falcons' playoff game.
- Played all 16 games as rookie and led all Falcons rookies with 55 tackles. Emerged as a full-time starter (11 starts), primarily at RCB.

**2010:** Team's starting left cornerback. Led team with 12 pass defenses. Had 54 tackles (44 solo), 1 interception, 1 forced fumble and 2 special teams tackle on the season.

- Recorded 4 solo tackles a forced fumble and a special teams tackle in season opener at Chicago (9/12).
- Tallied 5 solo tackles at Minnesota (9/26).
- Recorded first interception of the season at Green Bay (10/3), along with one tackle and one pass defense.
- Compiled four tackles and two pass defenses vs. St. Louis (10/10).
- Four tackles (3 solo), one tackle for loss, one pass defense and a special teams tackle against Washington (10/31).
- Recorded season-high 3 pass defenses and a solo tackle before leaving the game due to injury against the New York Jets (11/7).
- Tallied five tackles (4 solo) and had two pass defenses at Buffalo (11/14).
- Had four tackles (3 solo) against New England (11/25).
- Recorded 6 tackles (6 solo) and added 2 pass defenses vs. Chicago (12/5).
- Against Green Bay (12/12), added four tackles (3 solo).
- Tallied five tackles (5 solo) and one pass defense at Tampa Bay (12/19).
- Recorded three tackles at Miami (12/26) before exiting game early due to injury.
- Inactive in final game (shoulder) vs. Minnesota (1/2).

### COLLEGE

A *Pro Football Weekly* All-America honorable mention and All-Southeastern Conference second team selection by the league's coaches and *Associated Press* in 2006 at Arkansas.

- Houston gained 129 yards on two interceptions against Mississippi State, which set a school game-record, topping the old mark of 99 yards by Orlando Watters vs. Louisiana State in 1993.
- Returned an interception 87 yards for a touchdown in the same game against MSU, which was the ninth-longest return in school history and the longest since Jermaine Petty returned an interception 88 yards vs. Auburn in 2001.
- Blocked a punt that he recovered for a touchdown in 2004.

### PERSONAL

Attended Lyndon B. Johnson (Austin, Texas) High School, competing as a running back and cornerback.

- As a senior, Houston rushed for 426 yards and six touchdowns before moving exclusively to cornerback.
- Member of the 2004-05 Lon Farrell Academic Honor Roll.

### HOUSTON'S SINGLE-GAME BESTS

Tackles:	8 (twice) Last vs. Sea 12/30/07
Interceptions:	1 (four times) Last vs. GB 10/3/10
Interception Return Yards:	10 vs. KC 9/21/08
Interception Return Touchdowns:	1 vs. KC 9/21/08
Pass Defenses:	4 (twice) Last at NYG 11/22/09
Fumbles Forced:	1 (twice) Last at Chi 9/12/10
Fumble Recoveries:	1 (twice) Last at Min 12/21/08
Fumble Return Yards:	4 at Min 12/21/08
Special Teams Tackles:	2 at Min 9/9/07

### HOUSTON'S CAREER STATISTICS

Year	Tm	G	S	TT	ST	AT	Sk	Yds	Int	Yds	TD	PD	FF	FR	Yds	TD	STT
2007	Atl	16	11	55	54	1	0	0	0	0	0	9	1	1	0	0	2
2008	Atl	16	16	60	52	8	0	0	2	10	1	16	0	1	4	0	1
2009	Atl	12	10	47	39	8	0	1	4	0	0	9	0	0	0	0	0
2010	Det	15	14	54	44	10	0	0	1	0	0	12	1	0	0	0	2
<b>Totals</b>		<b>58</b>	<b>51</b>	<b>216</b>	<b>189</b>	<b>27</b>	<b>0</b>	<b>0</b>	<b>4</b>	<b>14</b>	<b>1</b>	<b>46</b>	<b>2</b>	<b>2</b>	<b>4</b>	<b>0</b>	<b>5</b>
Year	Tm	G	S	TT	ST	AT	Sk	Yds	Int	Yds	TD	PD	FF	FR	Yds	TD	STT
2009	Atl	1	1	3	2	1	0	0	0	0	0	0	0	0	0	0	0
<b>Totals</b>		<b>1</b>	<b>1</b>	<b>3</b>	<b>2</b>	<b>1</b>	<b>0</b>	<b>0</b>	<b>0</b>	<b>0</b>	<b>0</b>	<b>0</b>	<b>0</b>	<b>0</b>	<b>0</b>	<b>0</b>	<b>0</b>
2010 (DET)	Date	Opp	G	S	TT	ST	AT	Sk	Yds	Int	Yds	TD	PD	FF	FR	Yds	STT
	9/12	at Chi	1	1	4	4	0	0	0	0	0	0	1	0	0	0	1
	9/19	PHI	1	1	3	1	2	0	0	0	0	0	0	0	0	0	0
	9/26	at Min	1	1	5	5	0	0	0	0	0	0	0	0	0	0	0
	10/3	at GB	1	1	1	1	0	0	0	1	0	1	0	0	0	0	0
	10/10	STL	1	1	4	0	4	0	0	0	0	2	0	0	0	0	0
	10/17	at NYG	1	1	3	3	0	0	0	0	0	0	0	0	0	0	0
	10/31	WAS	1	1	4	3	1	0	0	0	0	1	0	0	0	0	1
	11/7	NYJ	1	1	1	1	0	0	0	0	0	3	0	0	0	0	0
	11/14	at Buf	1	1	5	4	1	0	0	0	0	2	0	0	0	0	0
	11/21	at Dal	1	1	2	2	0	0	0	0	0	0	0	0	0	0	0
	11/25	NE	1	1	4	3	1	0	0	0	0	0	0	0	0	0	0
	12/5	CHI	1	1	6	6	0	0	0	0	0	2	0	0	0	0	0
	12/12	GB	1	1	4	3	1	0	0	0	0	0	0	0	0	0	0
	12/19	at TB	1	1	5	5	0	0	0	0	0	1	0	0	0	0	0
	12/26	at Mia	1	0	3	3	0	0	0	0	0	0	0	0	0	0	0
	1/2	MIN	0	0	0	0	0	0	0	0	0	0	0	0	0	0	0
<b>Totals</b>			<b>15</b>	<b>14</b>	<b>54</b>	<b>44</b>	<b>10</b>	<b>0</b>	<b>0</b>	<b>1</b>	<b>0</b>	<b>12</b>	<b>1</b>	<b>0</b>	<b>0</b>	<b>0</b>	<b>2</b>



# LAWRENCE JACKSON

**Defensive End**
**USC**
**Ht: 6-4**
**Born: 8/30/85**
**Draft: '08, R1 (28)-Sea**
**4th Year**
**Wt: 271**
**Inglewood, Ca.**
**Acquired: '10-T, Sea**

# 94

 Complete biographical information available on [Detroitlions.com](http://Detroitlions.com).

## TRANSACTIONS

- Acquired by the Detroit Lions via trade August 18, 2010.
- Drafted in the first round (28th overall) by the Seattle Seahawks in the 2008 NFL Draft.

## PRO

Jackson was acquired via trade during the 2010 preseason (August 19) after spending the previous two seasons with the Seattle Seahawks where he collected 6.5 sacks, 49 tackles, and two forced fumbles.

**2010:** Had career high 6.0 sacks, while serving as a back-up defensive end, along with 36 tackles (career-high), 1 pass defense, 1 fumble recovery, 2 forced fumbles and 1 special teams tackle.

- Inactive for the team's season opener at Chicago (9/12).
- Saw time on the defensive line vs. Philadelphia (9/19) and recorded 2 tackles (1 solo).
- Notched first sack of the season at Minnesota (9/26) for a loss of 8 yards and also tallied 2 solo tackles.
- Recovered a botched fielding of a snap off a Giants punt at the New York Giants (10/17). Recovery gave the Lions possession at the Giants 43-yard line, which lead to a Lions touchdown.
- Listed as inactive against Washington (10/31) and against the New York Jets (11/7).
- Led team in tackles with eight tackles (4 solo) at Buffalo (11/14). Also added a sack (7 yards), one tackle for loss, a quarterback hit and forced a fumble.
- Recorded season-high 1.5 sacks for a loss of 12 at Dallas (11/21). Added two tackles (1 solo), tackle for loss and two quarterback hits.
- Inactive against New England (11/25).
- Recorded three tackles (1 solo) and added one pass defense against Chicago (12/5).
- Came up with a sack for a loss of 6.5 yards against Green Bay (12/12). Added five tackles (2 solo), tackle for loss and two quarterback hits.
- Recorded a sack for a loss of 14 yards, coupled with four tackles (3 solo) at Tampa Bay (12/19).
- Registered seven solo stops at Miami (12/26).

## COLLEGE

Played defensive end for the USC Trojans and was part of the USC 2004 National Championship team.

- Four-year letterman who played in 52 career games for the Trojan defense.
- Started 13 games at defensive end for USC in 2007, earning a Senior Bowl selection and 2nd team AP All-American accolades.
- Finished his career with 181 tackles, 30.5 sacks, 52 tackles for loss (247 yards), 2 interceptions, 4 fumble recoveries, and 3 blocked kicks.

## PERSONAL

Played at Inglewood (Calif.) High School where he finished his career with 57 sacks.


- Brother, Keith, was an offensive tackle at the University of Arizona.
- Sociology major at the University of Southern California.

## JACKSON'S SINGLE-GAME BESTS

Tackles: ..... 8 at Buf 11/14/10  
Sacks: ..... 2 vs. SF 9/14/08

## JACKSON'S CAREER STATISTICS

Year	Tm	G	S	TT	ST	AT	Sk	Yds	Int	Yds	TD	PD	FF	FR	Yds	TD	STT
2008	Sea	16	14	29	21	8	2	7	0	0	0	0	0	0	0	0	0
2009	Sea	16	10	32	28	4	4.5	37.5	0	0	2	2	0	0	0	0	0
2010	Det	11	0	36	24	12	6.0	41.5	0	0	1	2	1	0	0	0	1
<b>Totals</b>		<b>43</b>	<b>24</b>	<b>97</b>	<b>73</b>	<b>24</b>	<b>11.5</b>	<b>89.5</b>	<b>0</b>	<b>0</b>	<b>3</b>	<b>4</b>	<b>1</b>	<b>0</b>	<b>0</b>	<b>0</b>	<b>1</b>
<b>2010 (DET)</b>																	
Date	Opp	G	S	TT	ST	AT	Sk	Yds	Int	Yds	TD	PD	FF	FR	Yds	TD	STT
9/12	at Chi	0	0	INACTIVE													
9/19	PHI	1	0	2	1	1	0	0	0	0	0	0	0	0	0	0	0
9/26	at Min	1	0	2	0	0	1.0	8	0	0	0	0	0	0	0	0	0
10/3	at GB	1	0	0	0	0	0	0	0	0	0	0	0	0	0	0	0
10/10	STL	0	0	INACTIVE													
10/17	at NYG	1	0	0	0	0	0	0	0	0	0	0	0	1	0	0	0
10/31	WAS	0	0	INACTIVE													
11/7	NJY	0	0	INACTIVE													
11/14	at Buf	1	0	8	4	4	1.0	7	0	0	0	0	1	0	0	0	0
11/21	at Dal	1	0	2	1	1	1.5	12	0	0	0	0	0	0	0	0	0
11/25	NE	0	0	INACTIVE													
12/5	CHI	1	0	3	1	2	0	0	0	0	0	1	0	0	0	0	0
12/12	GB	1	0	7	5	2	1.0	6.5	0	0	0	0	1	0	0	0	1
12/19	at TB	1	0	4	3	1	1.0	14	0	0	0	0	0	0	0	0	0
12/26	at Mia	1	0	7	0	0	0.0	0	0	0	0	0	0	0	0	0	0
1/2	Min	1	0	1	0	1	0.5	4	0	0	0	0	0	0	0	0	0
<b>Totals</b>		<b>11</b>	<b>0</b>	<b>36</b>	<b>24</b>	<b>12</b>	<b>6.0</b>	<b>41.5</b>	<b>0</b>	<b>0</b>	<b>1</b>	<b>2</b>	<b>1</b>	<b>0</b>	<b>0</b>	<b>0</b>	<b>1</b>



## CALVIN JOHNSON

**Wide Receiver**

**Georgia Tech**

**Ht: 6-5**

**Born: 9/29/85**

**Draft: '07, R1 (2)-Det**

**5th Year**

**Wt: 236**

**Tyrone, Ga.**

# 81

Complete biographical information available on [Detroitlions.com](http://Detroitlions.com).

### MANE FACTS

- **Pro Bowl:** 2011
- 2011 AP All-Pro Second Team
- Calvin Johnson, Jr. Foundation was established in 2009 that focuses on the self-development and empowerment of aspiring youth. The Calvin Johnson Jr. Foundation, Inc.'s vision is to see youth emerge out of seemingly difficult situations and change into productive members of society. The foundation's motto is "Catching Dreams", and it provides scholarships to Metro Detroit and Metro Atlanta football athletes, gives toys to children during the Christmas holidays in Detroit and Atlanta, collaborates with The Department of Corrections Metro Atlanta Transitional Women's Center in providing toys to inmate children, conducts a free Wide Receiver Camp for rising 9th-12th grade Metro Atlanta football athletes on football and life skills along with other miscellaneous donations and support.
- Growing up in Atlanta, Johnson was a big *Dennis Sanders* fan. But on Sundays, he was a *Denver Broncos* fan, mostly because he loved to watch Terrell Davis.
- When Johnson first started playing football, he was a defensive back and running back. He started playing receiver when he got to high school.
- Johnson enjoys drawing and wants to finish his degree in management and eventually buy a business franchise.

### TRANSACTIONS

- Drafted by the Detroit Lions in the first round (2nd overall) of the 2007 NFL Draft.

### PRO

One of the NFL's elite receivers who possesses a unique blend of size, strength and speed. With 4,171 yards, Johnson has the most receiving yards by a Lions player in their first four years with the club. His 270 receptions and 33 receiving touchdowns are all first in each category among Lions' players in their first four seasons with the team.

- 2010 post-season accolades include: NFC starter for 2011 Pro Bowl. Johnson is first Lions wide receiver to be named to the Pro Bowl since WR Roy Williams in 2007 and he is the seventh Lions Pro Bowl receiver in team history. Became the first Lions offensive player to be elected to the original Pro Bowl squad (non-alternate) since TE David Sloan in 2000 and first receiver since WR Herman Moore in 1998.
- Second Team AP All-Pro in 2010.
- Career rushing totals include 18 attempts for 175 yards (9.7 avg) and one TD.
- Since the 2008 season, Johnson is tied for second with 29 receiving touchdowns, sixth in receiving yards (3,435) and is fifth in the NFL with 32 receptions of 25+ yards.
- Since entering the NFL in 2007, Johnson has recorded 38 receptions of 25+ yards.
- Johnson's 13 career 100-yard games are tied for fifth on the Lions' all-time list.
- Only player in team history with 1,000 receiving yards and 12 touchdowns in 2 separate seasons (2008 and 2010).
- Fastest player in team history to reach 4,000 career receiving yards (59 games).
- Johnson is the only player in Lions history with two receptions of 85+ yards.
- With three career receptions of 75+ yards, he is tied with WR Herman Moore and WR Cloyce Box for the second-most receptions of 75+ yards in franchise history behind WR Leonard Thompson (4).
- With four career receptions of 70+ yards, Johnson is tied with WR Herman Moore for the second-most receptions for 70+ yards in team history behind WR Leonard Thompson (5).
- Johnson has now caught passes in all 60 games he has played in his career. His streak of 60-consecutive games with a reception is the longest active stretch by a Lions receiver.
- In 2008, he led Detroit with 78 receptions for 1,331 yards (17.1 avg.) and 12 touchdowns. Johnson finished the 2008 season with some of the top offensive statistics in the NFL: tied for first in touchdown receptions (12), fifth in receiving yards (1,331), second in yards per catch among receivers with 60 receptions (17.1), tied for second in 20+yard receptions (21), tied for second in 40+yard receptions (seven) and tied for first in 25+yard touchdown catches (six).
- He was also named an alternate to the 2009 NFC Pro Bowl squad.
- 2010: Caught 77 catches for 1,120 yards and 12 touchdowns. Tied for second in the NFL in TD catches (12), seventh in receiving yards (1,120) and tied for 12th in receptions (77). Earned starting spot on 2011 NFC pro Bowl squad. Named Second Team AP All-Pro.
- Became first player in team history to record 12 receiving touchdowns in two separate seasons.
- Surpassed most career receptions (270), receiving yards (4,191) and receiving touchdowns (33) by a Lions player in their first four seasons with the club in 2010.
- Recorded 4 receptions for 45 yards in season opener at Chicago (9/12). Made a spectacular reception in the end zone with 31 seconds remaining on the clock, however the play was ruled an incomplete pass.
- Caught 6 passes for 56 yards, including a long of 21 at Minnesota (9/26). Also added a carry for 2 yards.
- Third two-touchdown game of his career at Green Bay (10/3), the other two also came against the Packers. Had six receptions for 86 yards.
- Had four catches for 54 yards and a touchdown (1-yard grab) against St. Louis (10/10). Left game late with shoulder injury.
- The 146-yard effort at the New York Giants (10/17) was his 10th 100-yard receiving game of his career, becoming the seventh player in team history with 7 100-yard receiving games. His 146 yards are the third-highest single-game tally of his career.
- Touchdown reception for 87 yards against the Giants was his second longest reception of his career, and became the first Lion to record two 85+yard receptions in a career.
- Second 100-yard receiving game of the season against Washington (10/31) with 101 yards. He tied a career high nine catches, and had a career-high three touchdowns in the win (each TD took lead in game). The first time a Lions receiver had three touchdown receptions since Roy Williams Nov. 13, 2005.
- It marked the fourth time in his career that he caught at least two touchdowns in a game and the first time against a team other than Green Bay.
- With 3 touchdown receptions, Johnson passed WR Roy Williams (28, 2004-07) for the second-most receiving touchdowns by a Lions receiver in their first four seasons.
- His 101 yards marks the 11th time in his career that he has recorded 100 yards in a game. He has 100 receiving yards in the past two games (146 at New York Giants 10/17) for a two-game tally of 257 yards.
- It is the second time in his career that he has recorded 100 yards in back-to-back games and first since he did so in 2008 (107 at Atlanta 9/7/08 and 129 vs. Green Bay 9/14/08).
- With 101 receiving yards, Johnson passed WR Gail Cogdill (3,534 yards, 1960-63) for the second-most receiving yards by a player in their first four seasons with the Lions.
- Johnson surpassed WR Brett Perriman (226, 2004-07) for the second-most receptions by a Lions' receiver in their first four seasons with the club.
- In the four games he played in Oct., Johnson was quite formidable throughout the month of Oct. as he caught 24 passes for 387 yards and scored 7 touchdowns in the four games the Lions played in the month. He was a critical piece to the Lions going 2-2 in Oct. and winning both home games.
- Johnson's set a franchise record with 7 receiving touchdowns for the month of Oct. He broke the previous mark of 6 touchdown receptions by WR Herman Moore in 1995. Johnson also set a franchise record with 7 total touchdowns in Oct.. He broke the previous record of 6 held by QB Dutch Clark (Portsmouth Spartans in 1930, 6 rushing), QB Greg Landry (1972, 6 rushing) and WR Herman Moore (6, 1995).
- He became the first receiver in the NFL to score 7 touchdowns in Oct. since 2000 (San Francisco WR Terrell Owens, 7; Minnesota WR Randy Moss, 7), and he is the first player to record 7 total touchdowns in the month since 2006 (San Diego RB LaDainian Tomlinson, 8; Kansas City RB Larry Johnson, 10).
- His 387 receiving yards are the most by a Lions receiver in Oct. since WR Herman Moore registered 415 receiving yards.
- Named NFC Offensive Player of the Week for his performance against Washington (10/31) in Week 8.
- Had a career high 10 catches for 128 yards and 1 touchdown at Buffalo (11/14). His 10 receptions marked the first time a Lions' receiver caught 10 passes in a game since WR Mike Furrey (11) at Dallas Dec. 31, 2006.
- Johnson's 128 receiving yards was his 12th career 100-yard receiving game, and third in the past four games. With 12 career 100-yard games, Johnson tied WR Gail Cogdill for the sixth-most career 100-yard receiving games by a Lions' receiver.
- Johnson caught a 20-yard touchdown pass from QB Shaun Hill with 14 seconds left in the game to set up a potential game-tying two-point conversion. The touchdown reception was Johnson's 30th career reception and he joined WR Cloyce Box (32 from 1949-50, '52-53) as the only players in Lions history to register 30 receiving touchdowns in their first four years with the Lions.
- With 128 receiving yards against the Bills, he pushed his career total to 3,750 yards. He moved past WR Roy Williams (3,652 from 2004-07) to the most receiving yards by a Lions' receiver in the first four years with the club.
- Caught 6 passes, including one touchdown, for 46 yards at Dallas (11/21). With six receptions vs. the Cowboys, he has now tallied 248



career catches, and he passed WR Roy Williams (245) for most catches by a Lions receiver in their first four years with the club.

- With a 14-yard touchdown reception at Dallas, he became the first Lions player to register 10 total touchdowns in the first 10 games played in a season since Hall of Fame RB Barry Sanders (9 rushing, 1 receiving) in 1991. All 10 of Johnson's touchdowns have been pass receptions, and he is the first Lions receiver to record 10 receiving touchdowns in the first 10 games he played in a season since WR Terry Barr in 1963.
- Johnson joined Barr and E. Leon Hart (1951) as only players in team history with 10 receiving TDs through first 10 games played in a season.
- By reaching 10 receiving touchdowns in 2010, Johnson became only the third player in Lions history to record 10 receiving touchdowns in two different seasons. Johnson recorded 12 touchdowns in 2008. He joined E. Cloyce Box (11 in 1950 and 15 in '1952) and WR Herman Moore (11 in 1994 and 14 in 1995) and the only receivers in franchise history to accomplish this feat.
- Finished with 4 receptions for a team-high 81 yards and 1 TD vs. New England (11/25). Also added a rush for 15 yards.
- Touchdown catch in first quarter was Johnson's 32nd career touchdown reception, tying E. Cloyce Box (1949-50, '52-'53) for the most touchdown catches by a player in their first four seasons with the Lions.
- He is the first Lions player to score 11 total touchdowns in the first 11 games he played in a season since Hall of Fame RB Barry Sanders (14) in 1991. He is the eighth player in team history (11th overall) to record 11 touchdowns in the player's first 11 games of a season.
- Caught 12th touchdown pass of the season on 46-yard score from Drew Stanton against Chicago (12/5). Second season in his career to record 12 touchdowns in a season.
- Passed E. Cloyce Box (1949-50, '52-'53) for most receiving touchdowns in first four seasons of their career with the Lions with 33.
- Johnson became the fifth player in team history (sixth-time overall) to record 12 total TDs in the first 12 games played in a season, and the first to do so since Hall of Fame RB Barry Sanders (14) in 1991. Johnson joined E. Cloyce Box (15 in 1952) and E. Leon Hart (12 in 1951) to register 12 receiving touchdowns in the first 12 games played in a season.
- Had a single catch for 44 yards against Green Bay (12/12).
- Tied career-high with 10 catches at Tampa Bay (12/19) to help guide the team to a 23-20 overtime win on the road. Finished with 152-yards receiving. His 152 receiving yards is the third highest single-game tally of his career.
- His clutch performance was most apparent on the team's game-tying drive at the end of regulation and overtime. With 1:38 to play in the game and no timeouts, the team mounted a 10-play, 58-yard drive that set up the game-tying field goal at the end of regulation. On that drive, Johnson caught two passes for 4 and 23 yards on consecutive plays. The 23-yard move moved the ball from the Buccaneers 45-yard line down to the 22-yard line and put the team in great position for a field goal.
- In overtime, Johnson again put the team in great position for a field goal when he made a highlight, 12-yard reception along the sideline that moved the ball to the Buccaneers 25-yard line as the team faced 3rd down and 8. Four plays later the team kicked a 34-yard game-winning field goal.
- At Tampa Bay, Johnson surpassed the 1,000-yard receiving mark and became the first player in Lions history to record 1,000 receiving yards and 100 touchdowns in two seasons (also accomplished in 2008).
- Johnson joined WR Terry Barr (1963-64), WR Brett Perriman (1995-96), WR Herman Moore (1994-97) and WR Johnnie Morton (1997-99, 2001) as the only players in team history with two 1,000-yard receiving seasons.
- He also surpassed 4,000 career receiving yards during the team's overtime win against the Buccaneers and reached that mark in 59 games to become the fastest player in team history to reach 4,000 receiving yards (previous best was WR Gail Cogdill in 62 games from 1960-64).
- Johnson's 152-yard outing was the 13th 100-yard game of his career, moving him into a tie with WR Roy Williams (2004-08) for fifth place on the team's all-time list for 100-yard receiving outings. He also joined E. Cloyce Box (3), WR Gail Cogdill (3), WR Leonard Thompson (3), WR Herman Moore (5) and WR Jonnie Morton (3) as the only players in team history with three 150-yard receiving games.
- Recorded four catches for 52 yards at Miami (12/26) before leaving the game early with an ankle injury.
- Against the Dolphins, Johnson surpassed 1,100 receiving yards on the season, which marks the second time in his four-year career he has reached 1,100 yards (1,311 in 2008). He joins WR Herman Moore (4 times 1994-97) and WR Johnnie Morton (twice, 1999 and 2001) as the only receivers in team history to record 1,100 receiving yards twice in a season.
- Did not play (ankle) in final game of season vs. Minnesota (1/2).

## COLLEGE

Johnson was a two-time All-American who claimed the 2006 Biletnikoff Award (nation's top receiver) and 2006 ACC Conference Player of the Year. He was named first team All-ACC three-straight years (2004-06), and was the first player in Georgia Tech history to earn that honor. In 38 games, he set school records with 2,927 yards receiving and 28 touchdown receptions and ranked second in Georgia Tech history with 178 career receptions.

- Named ACC Player of the Year. Just the second junior (FSU's Charlie Ward, 1992) in the last 25 years to win the ACC Player of the Year award.
- As a senior, tied for second in the nation with a 15 touchdown catches, a Georgia Tech record.
- Career-best 168 yards receiving on nine receptions in win at N.C. State,

including two touchdowns. Caught touchdowns passes of 25 and 43 yards in the first quarter, then set up the clinching touchdown with a 33-yard reception down to the 7-yard line late in the game.

- In 2005, First-team All-America by the American Football Coaches' Association (AFCA). Also earned second-team All-America honors from Associated Press and Walter Camp, as well as first-team accolades from Rivals.com.
- Unanimous first-team All-Atlantic Coast Conference selection, earning All-ACC honors for the second straight year.
- Semifinalist for the Biletnikoff Award as a sophomore.
- Named first-team All-ACC and First-team Freshman All-America by The Sporting News and Rivals.com.

## PERSONAL

Rated among the nation's top 10 wide receivers and top 100 players by most recruiting analysts while at Sandy Creek (Tyronne, Ga.) High School.

- First-team all-state selection (Class AAAA) by the Atlanta Journal-Constitution, and was Tabbed to the AJC's preseason Super 11.
- Caught 40 passes for 736 yards and eight touchdowns as a senior. Added 34 receptions for 646 yards and 10 scores as a junior for two-year totals of 80 catches, 1,479 yards and 18 TDs.
- Majored in Building Construction at Georgia Tech.

## JOHNSON'S SINGLE-GAME BESTS

Receptions:	10 (twice) Last at TB 12/19/10
Receiving Yards:	161 vs Cle 11/22/09
Long Reception:	96ft at Hou 10/19/08
Receiving Touchdowns:	3 vs. Was 10/31/10
Long Rush:	32ft vs. TB 10/21/07
Rushing Attempts:	2 at SF 12/27/09
Rushing Yards:	32 (twice) Last at SF 12/27/09
Rushing Touchdowns:	1 vs. TB 10/21/07

## JOHNSON'S CAREER STATISTICS

Year	Team	G	S	RECEIVING					RUSHING				
				Rec	Yds	Avg	Lg	TD	Att	Yds	Avg	Lg	TD
2007	Det	15	10	48	756	15.8	48	4	4	52	13.0	32t	1
2008	Det	16	16	78	1,331	17.1	98t	12	3	-1	-3.0	7	0
2009	Det	14	14	67	984	14.7	75	4	7	73	10.4	19	0
2010	Det	15	15	77	1,120	14.5	87t	12	4	32	8.0	15	0
Totals		60	55	270	4,191	15.5	98t	33	18	175	9.7	32t	1

Date	Opp	G	S	RECEIVING					RUSHING				
				Rec	Yds	Avg	Lg	TD	Att	Yds	Avg	Lg	TD
9/12	at Chi	1	1	4	45	11.3	16	0	0	0	0.0	0	0
9/19	Phi	1	1	4	50	12.5	19t	1	0	0	0.0	0	0
9/26	at Min	1	1	6	56	9.3	21	0	1	2	2.0	2	0
10/3	at GB	1	1	6	86	14.3	23t	2	1	2	2.0	2	0
10/10	STL	1	1	4	54	13.5	29	1	0	0	0.0	0	0
10/17	at NYG	1	1	5	146	29.2	87t	1	0	0	0.0	0	0
10/21	WAS	1	1	9	101	11.2	15	3	0	0	0.0	0	0
11/7	NYJ	1	1	13	130	13.0	0	0	0	0	0.0	0	0
11/14	at Buf	1	1	10	128	12.8	29	1	0	0	0.0	0	0
11/21	at Dal	1	1	6	46	7.7	14t	1	0	0	0.0	0	0
11/25	NE	1	1	4	81	20.3	34	1	1	15	15.0	15	0
12/5	Chi	1	1	3	66	22.0	46t	1	0	0	0.0	0	0
12/12	GB	1	1	44	440	10.0	44	0	1	13	13.0	13	0
12/19	at TB	1	1	10	152	15.2	30	0	0	0	0.0	0	0
12/26	at Mia	1	1	4	52	13.0	18	0	0	0	0.0	0	0
1/2	Min	0	0	0	0	0	0	0	0	0	0.0	0	0
DID NOT PLAY/INJURED													
Totals		15	15	77	1,120	14.5	87t	12	4	32	8.0	15	0



## MIKEL LESHORE

**Running Back**

**Illinois**

**Ht: 6-0**

**Born: 3/30/90**

**Draft: '11, R2 (57th)**

**Rookie**

**Wt: 230**

**Steator, IL.**

# 25

Complete biographical information available on [Detroitlions.com](http://Detroitlions.com).

### TRANSACTIONS

- Placed on injured/reserve list (Achilles) on August 13, 2011
- Drafted by the Detroit Lions in the second round (57th overall) of the 2011 NFL Draft.

### PRO

Suffered ruptured Achilles tendon in training camp and will miss entire rookie season.

### COLLEGE

Started 17 of 33 games at Illinois, carrying the ball 424 times for 2,557 yards (6.03 yards per carry) and 23 touchdowns. Added 37 receptions for 439 yards (11.86 yards per catch) and 5 touchdowns to his career total. His 2,557 rushing yards tie Juice Williams (2006-09) for sixth place on the school career-record list, while his 23 touchdown runs tie the legendary Red Grange (1923-25) and Ty Douthard (1993-96) for seventh on the school career-record chart. In 2010, his 1,697 yards on the ground broke the previous Illinois season-record of 1,681 yards by Rashard Mendenhall (2007), and his 281 rushing attempts are the second-highest season total by an Illinois player, surpassed by only Robert Holcombe (297 in 1997).

- Gained 330 yards rushing vs. Northwestern in 2010, topping the old school game-record of 315 by Robert Holcombe vs. Minnesota in 1996. They are the only Illini ball carriers to gain 300 yards rushing in a contest.
- Ran for 100 yards in 12 contests, tying Jim Grabowski (1963-65) for second in school annals behind Robert Holcombe's 16 (1994-97).
- Generated 1,893 all-purpose yards in 2010, joining Mendenhall (1,999 in 2007) and Keith Jones (1,818 in 1988) as the only Illini players to gain over 1,800 all-purpose yards in a campaign.
- Had a career-best vs. Northwestern his senior year, the most by a Big Ten player in a game since Ron Dayne of Wisconsin amassed 341 yards vs. Hawaii in 1996. His 341 all-purpose yards rank second on the school game-record chart behind Grange's 402 vs. Michigan in 1924.

**2010:** Started in all 13 games played, rushing for 1,697 yards on 281 carries for 17 touchdowns. His 281 carries rank second-best season total in Illini annals while his 17 scores tied the Illini annual record that Mendenhall first set in 2007. Ranked second in the league and fifth in the nation with an average of 130.54 yards per game rushing. Also added 17 receptions for 196 yards and 3 touchdowns. His 20 total touchdowns and 122 points scored established a pair of school season records. Finished 20th nationally and second in the conference with an average of 145.62 all-purpose yards per game. All-American second-team selection by the NFL Draft Report and the Associated Press, earning third-team recognition from Rivals.com and honorable mention from Sports Illustrated.

- Ran for over 100 yards nine times, surpassing Mendenhall's record of eight in 2007.
- Was a consensus All-Big-Ten Conference first-team pick, adding Big Ten Player of the Week honors three times and Walter Camp Football Foundation National Player of the Week accolades vs. Northwestern.
- Broke the Illini annual mark with nine 100-yard rushing performances.
- Generated 84 first-down carries, converting 14-of-26 third-down snaps and all seven of his fourth-down tries.
- On 264 non-touchdowns runs, it took more than one defender to take him down 93 times (25.23%).
- Gained at least 10 yards on 43 carries, including 16 for 20 yards or longer.
- Had crucial rushing attempts that led to 29 Illini touchdowns and on twelve other possessions that resulted in field goals.
- Carried for positive yardage 43 times inside the red zone, including 18 times on goal-line plays.

**2009:** Started in 3 of 11 games played, rushing for 734 yards on 108 carries for 5 touchdowns, and placed fifth on the team with 14 receptions for 177 yards and 2 scores. His 108 carries placed first on the team. All-Big Ten Conference honorable mention.

- Recorded 3 solo tackles, 1 vs. Missouri and 2 at Ohio State.
- His average of 66.73 yards per game rushing ranked sixth in the Big Ten and 77th nationally.

**2008:** Played in nine games and started in one contest at tailback vs. Indiana as a true-freshman. Ranked fourth on the team with 126 yards on 35 carries (3.6 yards per carry) that included 1 touchdown. Add 66 yards on 6 receptions (11.0 yards per catch).

### PERSONAL

Attended Centennial High School (Champaign, Ill.), playing football for Head Coach Mike McDonnell. Received a three-star prospect rating from both Rivals.com and Scout.com after his senior season. Rated the tenth-best overall prospect in the state and the nation's 28th-best running back by Rivals.


- Named first-team All-State by the Champaign News-Gazette, earning special mention All-State honors by the Chicago Tribune in 2007.

- The Prep Star All-American was also a member of Scouts.com's Midwest Hot 100 squad.
- During his sophomore season, he rushed for over 1,400 yards.
- As a junior, he received All-Area, All-Conference and All-State first-team honors and accumulated 2,474 yards, averaging 6.4 yards per carry, scoring 29 touchdowns on the ground and picking up 192 yards and 3 more scores receiving in only 10 games.
- Closed out his Chargers career by 4,652 yards on 681 carries for an average of 6.8 yards, as he scored 52 rushing touchdowns.
- Son of Jacqueline Frazier-Jones and resides in Champaign, Illinois.

### LESHORE'S COLLEGE STATISTICS

Year	RUSHING					RECEIVING				
	G	S	Att	Yds	Avg	Lg	TD	Rec	Yds	Avg
2008	9	1	35	126	3.6	12	1	6	66	11.0
2009	11	3	108	734	6.8	70	5	14	177	12.6
2010	13	13	281	1697	6.0	70	17	17	196	11.5
Totals	33	17	424	2557	6.0	70	23	37	439	11.9





## DEANDRE LEVY

Linebacker

Wisconsin

Ht: 6-2

Born: 3/26/87

Draft: '09, R3 (76)-Det

3rd Year

Wt: 238

Milwaukee, Wisc.

# 54

Complete biographical information available on [Detroitlions.com](http://Detroitlions.com).

### MANE FACTS

- Favorite TV shows are *The Wire*, *The Office*, *True Blood* and *Entourage*.
- Levy has always had an interest in traveling and looks forward to having more opportunities. Future travel plans include a trip to Botswana where he wants to go on a nine-day safari.
- After his football career, Levy would like to do something back in Milwaukee with some of the high school kids whether it be mentoring them or getting them active in the summer so that they have something to look forward to.

### TRANSACTIONS

- Drafted by the Detroit Lions in the third round (76th overall) of the 2009 NFL Draft.

### PRO

Tough, young linebacker whose speed and physical play is an asset for the Lions' defense. Moved to starting middle linebacker position in 2010 after playing outside as a rookie. Emerged as one of the league's top rookie linebackers in 2009.

- Has played in 27 career games (21 starts), and has recorded 151 tackles (109 solo) and six special teams tackles thus far in his career.

- Became a regular starter for the team's linebacker corps mid-way through his rookie season.

2010: Levy battled through injuries and solidified team's starting middle linebacker. Recorded 72 tackles (54 solo) in 11 games (11 solo).

- Was inactive for the season opener at Chicago (9/12) and vs. Philadelphia (9/19) due to a groin injury.

- Returned to the starting line-up at Minnesota (9/26), recording 2 solo stops.

- Inactive at Green Bay (10/3), vs. St. Louis (10/10) and at the New York Giants (10/17) due to a groin injury.

- Returned to starting lineup against Washington (10/31) after being out three weeks due to a groin injury. Recorded four tackles (4 solo).

- Led the team with 10 tackles (9 solo) against the New York Jets (11/7).

- Recorded 6 tackles (3 solo) at Buffalo (11/14). Had one forced fumble.

- Led team with 6 solo (7 total) tackles at Dallas (11/21). Fumble recovery near end of second half to set up Nate Burleson touchdown catch from Shaun Hill.

- Led team with 8 tackles (2 solo), two pass defenses and interception against Green Bay (12/12). Interception in endzone that stopped Green Bay's drive.

- Led the team with 11 tackles (11 solo) along with one pass defense at Tampa Bay (12/19).

- Capped off Lions fourth quarter come-from-behind win at Miami (12/26) when he returned an interception 30 yards for a touchdown that broke a 27-27 tie with 2:11 left in the game and catapulted the Lions victory. It was his third career interception and first career interception return for a touchdown. Along with the interception, Levy finished the game with 4 tackles.

- Levy's interception return for touchdown against the Dolphins marked just the third time since 1991 that a Lions player has returned an interception for a touchdown in the fourth quarter that gave the Lions the lead in a victory. The last time it occurred was when CB Keith Smith returned an interception 64 yards for a touchdown with 13:14 in the fourth quarter vs. the Chicago Bears Sept. 30, 2007 to make the score 17-3 (Lions won 37-27). Previous to that, the last time only other time it has occurred since 1991 was when CB Sheldon White (now the team's VP of Pro Personnel) returned an interception 18 yards for a touchdown with 9:41 to play in the fourth quarter at Buffalo Dec. 22, 1991 that gave the Lions a 14-7 lead which helped the claim a 17-14 win in overtime.

- Levy became the first Lions linebacker to return an interception for a touchdown since LB Paris Lenon registered a 61-yard interception return for a score vs. Kansas City Dec. 23, 2007.

- Led team with 11 tackles (4 solo) in season-ending win vs. Minnesota (1/2).

- Levy's interception return for touchdown against the Dolphins marked just the third time since 1991 that a Lions player has returned an interception for a touchdown in the fourth quarter that gave the Lions the lead in a victory. The last time it occurred was when CB Keith Smith returned an interception 64 yards for a touchdown with 13:14 in the fourth quarter vs. the Chicago Bears Sept. 30, 2007 to make the score 17-3 (Lions won 37-27). Previous to that, the last time only other time it has occurred since 1991 was when CB Sheldon White (now the team's VP of Pro Personnel) returned an interception 18 yards for a touchdown with 9:41 to play in the fourth quarter at Buffalo Dec. 22, 1991 that gave the Lions a 14-7 lead which helped the claim a 17-14 win in overtime.

- Levy became the first Lions linebacker to return an interception for a touchdown since LB Paris Lenon registered a 61-yard interception return for a score vs. Kansas City Dec. 23, 2007.

- Led team with 11 tackles (4 solo) in season-ending win vs. Minnesota (1/2).

- Levy's interception return for touchdown against the Dolphins marked just the third time since 1991 that a Lions player has returned an interception for a touchdown in the fourth quarter that gave the Lions the lead in a victory. The last time it occurred was when CB Keith Smith returned an interception 64 yards for a touchdown with 13:14 in the fourth quarter vs. the Chicago Bears Sept. 30, 2007 to make the score 17-3 (Lions won 37-27). Previous to that, the last time only other time it has occurred since 1991 was when CB Sheldon White (now the team's VP of Pro Personnel) returned an interception 18 yards for a touchdown with 9:41 to play in the fourth quarter at Buffalo Dec. 22, 1991 that gave the Lions a 14-7 lead which helped the claim a 17-14 win in overtime.

- Levy became the first Lions linebacker to return an interception for a touchdown since LB Paris Lenon registered a 61-yard interception return for a score vs. Kansas City Dec. 23, 2007.

- Led team with 11 tackles (4 solo) in season-ending win vs. Minnesota (1/2).

### COLLEGE

The defense's sparkplug from the strong-side linebacker position at Wisconsin, Levy provided the Badgers with a quality blitzer with the quickness to easily cover receivers on deep routes. As a senior in 2008, Levy started in all 13 games at strong-side linebacker and ranked second on the team with 73 tackles (28 solo) and five sacks for minus 41 yards.

- In 21 of his last 39 games, he registered at least one tackle behind the line of scrimmage or a sack.

- Creating turnovers became his specialty as he blocked one kick, recovered two passes, caused six fumbles and registered six fumble recoveries during his time in the starting lineup.

- Levy closed out his career with 211 tackles (116 solo), 15.0 sacks for minus 105 yards, 28.0 stops for losses totaling 155 yards and 10 QB pressures. Also caused six fumbles and recovered six others, returning one 45 yards, deflected seven passes, intercepted two others and blocked a kick.

- Started all 13 games at strong-side linebacker in 2008 and ranked second on the team with 73 tackles (28 solos), collecting five sacks for minus 41 yards, 9.5 stops for losses of 51 yards and one quarterback pressure. All-Big Ten Conference honorable mention by the league's coaches and media. Recipient of the Tom Wiesner Award, given to a senior football player who most exemplifies the leadership and courage that Tom Wiesner displayed throughout his life.

- In 2007, Levy started all 13 games at strong-side linebacker as a junior. Finished second on the team with 70 tackles (49 solos) and placed third on the Badgers with 10 stops for losses of 53 yards. Credited with three sacks for minus 19 yards and two quarterback pressures. Caused two fumbles, recovered two others and deflected a pair of passes.

- Took over strong-side linebacker chores as a sophomore in 2006, ranking fourth on the team with 50 tackles (26 solos), including a career-high six sacks for minus 38 yards, leading the squad in that category. Accounted for 7.5 stops for losses totaling 44 yards and made seven pressures. Caused and recovered a pair of fumbles. Deflected two passes and intercepted another. Earned Academic All-Big Ten Conference honors. Played in 11 games as a true freshman (2005). Listed as a reserve at strong-side linebacker, but made his most impact on special teams. Finished with 18 tackles (13 solos), a 7-yard sack, two forced fumbles and a fumble recovery.

### PERSONAL

Attended Vincent (Milwaukee, Wisc.) High School, playing football for head coach Elliot Lightfoot.

- Midwest Top 100 selection by Super Prep during his senior year.

- The two-time All-Conference selection added All-State first-team honors as a senior.

- Served as team captain in each of his last three seasons, twice earning squad Most Valuable Player honors.

- In his final season, the linebacker recorded 84 tackles, including 21 stops behind the line of scrimmage, along with five quarterback sacks and four forced fumbles. Also saw action on offense that year, catching 12 passes for 260 yards and three touchdowns.

- Added letters in basketball and track.

- Sociology major at Wisconsin.

- Son of Paula and Rodney Levy. Born Mar. 26, 1987.

### LEVY'S SINGLE-GAME BESTS

Tackles:	12 vs. Chi 1/3/10
Interceptions:	1 (twice) last at Mia 12/26/10
Interception Return Yards:	30
Long Interception:	30
Pass Defenses:	2 vs. GB 12/12/10
Fumbles Forced:	1 at Chi 10/4/09
Fumble Recoveries:	1 (four times) last at Dal 11/21/10
Fumble Return Yards:	2 at NO 9/13/09
Special Teams Tackles:	

### LEVY'S CAREER STATISTICS

Year	Tm	G	S	TT	ST	AT	SK	Yds	Int	Yds	TD	PD	FF	FR	Yds	TD	STT
2009	Det	16	10	79	55	24	0	0	1	5	0	5	1	2	0	0	6
2010	Det	11	11	72	54	18	0	0	2	30	1	4	0	2	0	0	0
Totals		27	21	151	109	42	0	0	3	30	1	9	1	4	0	0	6
2010 (Det)																	
Date	Opp	G	S	TT	ST	AT	SK	Yds	Int	Yds	TD	PD	FF	FR	Yds	TD	STT
9/12	at Chi	0	0	0	0	0	0	0	0	0	0	0	0	0	0	0	0
9/19	PHI	0	0	0	0	0	0	0	0	0	0	0	0	0	0	0	0
9/26	at Min	1	1	2	2	0	0	0	0	0	0	0	0	0	0	0	0
10/3	at GB	0	0	0	0	0	0	0	0	0	0	0	0	0	0	0	0
10/10	STL	0	0	0	0	0	0	0	0	0	0	0	0	0	0	0	0
10/17	at NYG	0	0	0	0	0	0	0	0	0	0	0	0	0	0	0	0
10/31	WAS	1	4	4	4	0	0	0	0	0	0	0	0	0	0	0	0
11/7	NYJ	1	10	9	1	0	0	0	0	0	0	0	0	0	0	0	0
11/14	at Buf	1	6	3	3	0	0	0	0	0	0	0	0	0	1	0	0
11/21	at Dal	1	7	6	1	0	0	0	0	0	0	0	0	0	1	0	0
11/25	NE	1	3	3	0	0	0	0	0	0	0	0	0	0	0	0	0
12/5	CHI	1	6	2	4	0	0	0	0	0	0	0	0	0	0	0	0
12/12	GB	1	8	6	2	0	0	0	1	11	0	2	0	0	0	0	0
12/19	at TB	1	11	11	0	0	0	0	0	0	0	1	0	0	0	0	0
12/26	at Mia	1	4	4	0	0	0	0	1	30	1	1	0	0	0	0	0
12	MIN	1	11	4	7	0	0	0	0	0	0	0	0	0	0	0	0
Totals		11	11	72	54	18	0	0	2	30	1	4	0	2	0	0	0



## STEFAN LOGAN

**Wide Receiver**  
**South Dakota**

**Ht: 5-6**

**Born: 06/02/1981**

**Draft: '07, FA-Mia**

**3rd Year**

**Wt: 180**

**Miami, Fla.**

**Acquired: '10, W-Pit**

# 11

Complete biographical information available on [Detroitlions.com](http://Detroitlions.com).

### TRANSACTIONS

- Claimed off waivers by the Detroit Lions Sept. 6, 2010.
- Signed with the Pittsburgh Steelers February 12, 2009.
- Signed with the British Columbia Lions of the Canadian Football League in 2008.
- Signed to the Miami Dolphins practice squad in 2007 prior to being released.
- Originally attended mini-camp with the New York Giants in 2007 but did not sign due to injury.

### PRO

A powerful return specialist and solid contributor to special teams.

- Boosted Lions return game in first year and proved to be valuable taking back both kickoff and punts. Also added to the teams cover units.
- Set the Steelers single-season record for kickoff return yards with 1,466 in 2009. He also ranked second in the AFC with an average of 26.7 yards per kick return.

**2010:** Named alternate to 2011 Pro Bowl squad as a kick returner. Team's primary kickoff and punt returner as well as a back-up receiver. Finished fifth in the NFL in kickoff return average (26.8) and fifth in punt return average (12.1). Only player in NFL in the Top-5 in both kickoff return and punt return average. Second in League in total kick return yards (1,810).

- Logan's 1,448 kickoff return yards are the second-highest single-season total in team history, and his 26.8 kickoff return average ranks third (min. 20 returns) in the team record books for a season. He is the first player since WR Desmond Howard (1,446 in 2001) to register 1,400 kickoff return yards in a season, and his 1,400-yard effort is the fifth highest in team history that a player has recorded 1,400 kickoff return yards in a season.

- Finished with 1,810 total kick return yards (362 PR, 1,810 KR), which is the third-highest single-season tally in team history and the most since WR Desmond Howard totaled 1,858 kick return yards in 2000.

- Had his first career rushing attempt (21 yards) at Minnesota (9/26) and returned 5 kickoffs for 142 yards (28.4 avg).

- Had one punt return for 15 yards, and returned four kicks for a 24.5 average at Green Bay (10/3). Recovered two fumbles on special teams.

- Returned a kickoff for 105 yards and a score against St. Louis (10/10). The 105-yarder ties a franchise record for the longest kickoff return in team history. He tied the record set by CB Terry Fair, who returned a kickoff 105 yards vs. Tampa Bay Sept. 28, 1998.

- Two kickoff returns for a 41.0 yard average, including one 58-yard return at New York Giants (10/17).

- Career-high 71-yard punt return and totaled 79 yards on punt returns vs. Washington (10/31). Logan became the first player in Lions history to return a 100-yard kickoff return and a punt return for at least 70 yards in the same season.

- Quite productive vs. Chicago (12/5) with 1 punt return for 19 yards, 3 kickoff returns for 116 yards (38.7 avg.), including a 60-yard return in the fourth quarter and had two rushing attempts for 18 yards, including a 17 yarder. His 60-yard kickoff return was his fourth kick return (three kickoff and one punt return) of at least 50 yards this season.

- Career-high five carriers and career-high 30 yards against Green Bay (12/12). With 37 punt return yards vs. the Packers, Logan became the first Lions returner to reach 300 punt return yards in a season (323 yards) since WR Eddie Drummond registered 316 punt return yards in 2004. Logan finished with 92 total kick return yards, giving him 1,617 kick return yards on the season, and he became only the seventh player to reach 1,600 total kick return yards in team history (accomplished six previous times by four players). The last time a Lions returner registered 1,600 total kick return yards in a single season was WR Eddie Drummond (1,645) in 2006.

- First career pass attempt at Tampa Bay (12/19). Carried the ball four times for 11 yards. His 29-yard kickoff return gave the Lions possession at the Bucs 32-yard line that set up game-tying FG drive at the end of regulation.

- Had one punt return of 23 yards at Miami (12/26). Occurred with 5:01 in fourth quarter that gave the Lions the ball near mid-field (Det 47-yard line), and on next play the Lions scored on a 53-yard pass play that reduced the deficit to 3 points (24-27).

### COLLEGE

A four-year letterman at South Dakota. Holds the Coyote's career marks with 7,859 all-purpose yards and 5,958 rushing yards. His 35 career touchdowns rank third in school history.

- Led the team with 1,707 rushing yards and 9 touchdowns as a senior in 2006. Added 153 yards and 2 touchdowns receiving. Averaged 15.9 yards per punt return with 1 touchdown. Averaged 28.2 yards per kick

return with one score. Earned five All-America honors. Named South Dakota's Senior Athlete of the Year.

- As a junior in 2005, he was a first-team All-NCC selection for the third consecutive season. Rushed for 1,751 yards with 11 touchdowns to become USD's all-time leading rusher. Caught 26 passes for 428 yards (16.5 avg.) with 2 touchdowns.

- Rushed for 1,345 yards with 3 touchdowns in 2004. Hauled in 19 passes for 179 yards (9.4 avg.) with 1 touchdown. Named first-team All-NCC for the second time.

- Earned first-team All-NCC honors as a freshman in 2003. Rushed for 1,155 yards and 5 touchdowns.

### PERSONAL

- Attended Jackson High School in Miami, Fla. After graduating, he took a five-year break from football before enrolling at South Dakota.
- Ran track in college, where he set a school record in the 60-meter dash.
- Has one daughter, Keyondra.

### LOGAN'S SINGLE-GAME BESTS

Receptions:	1 vs. GB 12/20/09
Receiving Yards:	5 vs. GB 12/20/09
Long Reception:	5 vs. GB 12/20/09
Long Rush:	21 at Min 9/26/10
Rushing Attempts:	5 vs. GB 12/12/10
Rushing Yards:	30 vs. GB 12/12/10
Kickoff Returns:	7 vs. NE 11/25/10
Kickoff Return Yards:	194 vs. NE 11/25/10
Long Kickoff Return:	105ft vs. STL 10/10/10
Punt Returns:	6 at Chi 9/20/09
Punt Return Yards:	79 vs. WAS 10/31/10
Long Punt Return:	71 vs. WAS 10/31/10

### LOGAN'S CAREER STATISTICS

Year	Tm	G	S	PUNT RETURNS					KICKOFF RETURNS				
				PR	Yds	Avg	Lg	TD	KR	Yds	Avg	Lg	TD
2009	Pit	16	0	30	280	9.3	25	0	15	146	26.7	63	0
2010	DET	16	0	30	362	12.1	71	0	54	144	26.8	105	1
<b>Totals</b>		<b>32</b>	<b>0</b>	<b>60</b>	<b>642</b>	<b>10.7</b>	<b>96</b>	<b>0</b>	<b>109</b>	<b>291</b>	<b>26.7</b>	<b>105</b>	<b>1</b>
Year	Tm	G	S	RECEIVING					RUSHING				
				Rec	Yds	Avg	Lg	TD	Att	Yds	Avg	Lg	TD
2009	Pit	16	0	1	5	5.0	5	0	0	0	0.0	-	0
2010	DET	16	0	0	0	0	0	0	15	95	6.3	21	0
<b>Totals</b>		<b>32</b>	<b>0</b>	<b>1</b>	<b>5</b>	<b>5.0</b>	<b>5</b>	<b>0</b>	<b>15</b>	<b>95</b>	<b>6.3</b>	<b>21</b>	<b>0</b>
Year	Tm	G	S	RECEIVING					RUSHING				
				Rec	Yds	Avg	Lg	TD	Att	Yds	Avg	Lg	TD
2009	Pit	16	0	1	5	5.0	5	0	0	0	0	0	0
2010	DET	16	0	0	0	0	0	0	15	95	6.3	21	0
<b>Totals</b>		<b>32</b>	<b>0</b>	<b>1</b>	<b>5</b>	<b>5.0</b>	<b>5</b>	<b>0</b>	<b>15</b>	<b>95</b>	<b>6.3</b>	<b>21</b>	<b>0</b>
Date	Opp	G	S	PUNT RETURNS					KICKOFF RETURNS				
				PR	Yds	Avg	Lg	TD	KR	Yds	Avg	Lg	TD
9/12	at Chi	1	0	2	3	1.5	3	0	3	68	22.7	32	0
9/19	PHI	1	0	3	34	11.3	17	0	5	109	21.8	27	0
9/26	at Min	1	0	1	0	0.0	0	0	5	142	28.4	35	0
10/3	at GB	1	0	1	15	15.0	15	0	4	98	24.5	30	0
10/10	STL	1	0	2	24	12	17	0	1	105	105.0	105	1
10/17	at NYG	1	0	2	29	14.5	21	0	2	82	41.0	58	0
10/31	WAS	1	0	3	79	26.3	71	0	3	74	24.7	28	0
11/7	NYJ	1	0	2	27	13.5	15	0	4	115	28.8	25	0
11/14	at Buf	1	0	2	34	17.0	24	0	2	41	20.5	22	0
11/21	at Dal	1	0	1	14	14	7	0	4	95	23.8	40	0
11/25	NE	1	0	8	80	8	0	0	7	194	27.7	42	1
12/5	CHI	1	0	1	19	19.0	19	0	3	116	38.7	60	0
12/12	GB	1	0	4	37	9.3	15	0	2	55	27.5	35	0
12/19	at TB	1	0	0	0	0.0	0	0	4	79	19.8	29	0
12/26	at Mia	1	0	23	230	23.0	23	0	2	18	9.0	13	0
12	MIN	1	0	2	16	8.0	10	0	3	57	19.0	28	0
<b>Totals</b>		<b>16</b>	<b>0</b>	<b>30</b>	<b>362</b>	<b>12.1</b>	<b>71</b>	<b>0</b>	<b>54</b>	<b>144</b>	<b>26.8</b>	<b>105</b>	<b>1</b>
Year	Tm	G	S	RECEIVING					RUSHING				
				Rec	Yds	Avg	Lg	TD	Att	Yds	Avg	Lg	TD
9/12	at Chi	1	0	0	0	0	0	0	0	0	0	0	0
9/19	PHI	1	0	0	0	0	0	0	0	0	0	0	0
9/26	at Min	1	0	0	0	0	0	0	1	21	21.0	21	0
10/3	at GB	1	0	0	0	0	0	0	0	0	0	0	0
10/10	STL	1	0	0	0	0	0	0	0	0	0	0	0
10/17	at NYG	1	0	0	0	0	0	0	0	0	0	0	0
10/31	WAS	1	0	0	0	0	0	0	0	0	0	0	0
11/7	NYJ	1	0	0	0	0	0	0	0	0	0	0	0
11/14	at Buf	1	0	0	0	0	0	0	0	0	0	0	0
11/21	at Dal	1	0	0	0	0	0	0	1	4	4.0	4	0
11/25	NE	1	0	0	0	0	0	0	0	0	0	0	0
12/5	CHI	1	0	0	0	0	0	0	2	18	9.0	17	0
12/12	GB	1	0	0	0	0	0	0	5	30	6.0	11	0
12/19	at TB	1	0	0	0	0	0	0	4	11	2.8	13	0
12/26	at Mia	1	0	0	0	0	0	0	1	-1	-1.0	-1	0
12	MIN	1	0	0	0	0	0	0	1	12	12.0	12	0
<b>Totals</b>		<b>16</b>	<b>0</b>	<b>0</b>	<b>0</b>	<b>0</b>	<b>0</b>	<b>0</b>	<b>15</b>	<b>95</b>	<b>6.3</b>	<b>21</b>	<b>0</b>

**JACQUES MCCLENDON****Guard****Tennessee****Ht: 6-3****Born: 12/10/87****Draft: '10, R4 (129)- Ind****1st Year****Wt: 324****Cleveland, Tn.****Acquired: '11, W-Ind****63***Complete biographical information available on Detroitlions.com.***TRANSACTIONS**

- Claimed off waivers by the Detroit Lions on September 4, 2011.
- Released by the Indianapolis Colts on September 3, 2011.
- Drafted by the Colts in the fourth round of the 2010 NFL Draft.

**PRO**

Appeared in four games as a reserve in 2010.

- Saw time on special teams and at tight end.
- Was active in Wild Card playoff game vs. New York Jets (1/8/10).

**COLLEGE**

Four-year letterman who started 26 career games at right guard.

- Academic All-SEC.
- Versatile along the offensive line.
- Holds UT bench press record lifting 645 pounds.
- Holds degree in economics.

**2009:** Started all 13 games as a senior.

- Helped team make the Chick-Fil-A Bowl

**2008:** Started six games at right guard.

- Part of Vols offensive line that led nation in fewest sacks allowed with four.

- Led team with 46 credit hours passed.

**2007:** Part of Vols offensive line that led nation in fewest sacks allowed with four.

- Starting QB Erik Ainge was sacked just three times in 519 pass attempts, setting the major college record for a minimum of 300 attempts.


**2006:** Made first career start in Outback Bowl vs. Penn State.**PERSONAL**

Attended The Baylor School in Cleveland, Tenn.

- Parade, EA Sports and Street and Smith All-America choice.
- Played in U.S. Army All-American Bowl.
- Tennessee Gatorade Player-of-the-Year and Div. II Mr. Football.

**MCCLENDON'S CAREER STATISTICS****PLAYER'S GAMES/STARTS**

Year	Tm	G	S
2010	(Ind)	4	0
Totals		4	0
Postseason			
Year	Tm	G	S
2010	Ind	1	0
Totals		1	0



## BRANDON MCDONALD

**Cornerback**

**Memphis**

**Ht: 5-10**

**Born: 8/26/85**

**Draft: '05, R5 (140)-Cle**

**5th Year**

**Wt: 185**

**Collins, MS**

**Acquired: '10, W-Arz**

# 33

Complete biographical information available on [Detroitlions.com](http://Detroitlions.com).

### TRANSACTIONS

- Re-signed by Lions as an unrestricted free agent July 30, 2011.
- Claimed off waivers by Detroit Lions Oct. 28, 2010
- Claimed off waivers by Arizona Cardinals Sept. 6, 2010
- Drafted by the Cleveland Browns in 5th Round (140th Overall) in the 2005 NFL Draft.

### PRO

- Began career with Cleveland Browns where he started 27 of 48 games. Spent the start of 2010 with the Arizona Cardinals.
- 2010:** Back-up cornerback. Played in 6 games with 3 starts. Recorded 13 tackles, 1 pass defense and 1 fumble recovery.
- Made first start with Lions at nickel cornerback against the New York Jets (11/7). Recorded two tackles (2 solo).
  - Recorded season-high four tackles (2 solo) and added one special teams tackle against Chicago (12/5).
  - Started game against Green Bay (12/12), as defense opened with three cornerbacks. Recorded season-high five tackles (4 solo), recovered a fumble and had one special teams tackle before leaving game early with a broken arm.
  - Placed on Reserve/Injured Dec. 14, 2010.

### COLLEGE

- Played two seasons at the University of Memphis (2005-06) after playing two seasons at Jones County Junior College (Ellisville, MS). Started 23 of 24 games played at Memphis, 11 at RCB, four at LCB, and eight at FS.
- Totalled 133 tackles, 5.5 tackles for loss, one forced fumble, 15 pass breakups, and seven INTs for 158 yards in his career.
- His 46 punt returns rank seventh in team history and his 305 punt return yards rank 10th
- Named All-Conference USA second-team as a senior as well as being named team's Defensive Player of the Year
- As a senior, led the team with a career-high 84 tackles
- Started as a receiver in junior college, but moved to the secondary in 2004.

### PERSONAL

- Led Collins High School (MS) to back-to-back state championships in 2001 and 2002
- Selected to play in the Mississippi-Alabama All-Star game as a senior in 2002
  - Earned all-state, all-region, and all-area honors
  - Lettered in basketball and baseball
  - Named the 2008 winner of the Dino Lucarelli Good Guy Award by the local chapter of the PFWA.
  - Cousin of current NFL RB Correll Buckhalter and former NFL QB Steve McNair.
  - Full name Brandon Randolph McDonald

### MCDONALD'S SINGLE-GAME BESTS

Tackles	7 (twice), last at Den 9/20/09
Interceptions	2, at Phi 12/15/08
Interception Return Yards	122, at Phi 12/15/08
Long Interception Return	98, at Phi 12/15/08
Forced Fumble	1 (twice), last at Phi 10/18/09
Pass Defensed	4, vs. Bal 11/2/08

### MCDONALD'S CAREER STATISTICS

Year	Tm	G	S	TT	ST	AT	Sk	Yds	Int	Yds	TD	PD	FF	FR	Yds	TD	STT
2007	Cle	16	2	15	9	6	0.0	0	2	0	0	11	0	0	0	0	17
2008	Cle	15	15	69	48	21	0.0	0	5	146	1	17	1	0	0	0	1
2009	Cle	16	10	47	42	5	1.0	1	1	39	0	10	1	0	0	0	5
2010	Det	6	3	13	9	4	0	0	0	0	0	1	0	1	-5	0	6
<b>Total</b>		<b>54</b>	<b>30</b>	<b>144</b>	<b>108</b>	<b>36</b>	<b>1.0</b>	<b>1</b>	<b>8</b>	<b>185</b>	<b>1</b>	<b>39</b>	<b>2</b>	<b>1</b>	<b>-5</b>	<b>0</b>	<b>29</b>
<b>2010 (Det)</b>																	
Date	Opp	G	S	TT	ST	AT	Sk	Yds	Int	Yds	TD	PD	FF	FR	Yds	TD	STT
9/12	at Chi	0	0	0	0	0	0.0	0	0	0	0	0	0	0	0	0	0
9/19	Phi	0	0	0	0	0	0.0	0	0	0	0	0	0	0	0	0	0
9/26	at Min	0	0	0	0	0	0.0	0	0	0	0	0	0	0	0	0	0
10/3	at GB	0	0	0	0	0	0.0	0	0	0	0	0	0	0	0	0	0
10/10	STL	0	0	0	0	0	0.0	0	0	0	0	0	0	0	0	0	0
10/17	at NYG	0	0	0	0	0	0.0	0	0	0	0	0	0	0	0	0	0
10/24	at NYG	0	0	0	0	0	0.0	0	0	0	0	0	0	0	0	0	0
11/7	NYJ	0	0	0	0	0	0.0	0	0	0	0	0	0	0	0	0	2
11/14	at Buf	1	1	2	2	0	0.0	0	0	0	0	0	0	0	0	0	2
11/21	at Dal	1	0	1	1	0	0.0	0	0	0	0	0	0	0	0	0	0
11/25	NE	1	0	1	0	1	0.0	0	0	0	0	0	0	0	0	0	0
12/5	Chi	1	0	4	2	2	0.0	0	0	0	0	0	0	0	0	0	1
12/12	GB	1	1	5	4	1	0.0	0	0	0	0	1	0	1	-5	0	1
12/19	at TB	0	0	0	0	0	0.0	0	0	0	0	0	0	0	0	0	0
12/26	at Mia	0	0	0	0	0	0.0	0	0	0	0	0	0	0	0	0	0
1/2	MIN	0	0	0	0	0	0.0	0	0	0	0	1	0	1	-5	0	6
<b>Totals</b>		<b>6</b>	<b>3</b>	<b>13</b>	<b>9</b>	<b>4</b>	<b>0</b>	<b>0</b>	<b>0</b>	<b>0</b>	<b>0</b>	<b>1</b>	<b>0</b>	<b>1</b>	<b>-5</b>	<b>0</b>	<b>6</b>



## MAURICE MORRIS

**Running Back**  
**Oregon**

**Ht: 5-11**

**Born: 12/1/79**

**Draft: '02, R2 (54)-SEA**

**10th Year**

**Wt: 216**

**Chester, S.C.**

**Acquired: '09, UFA-Sea**

# 28

Complete biographical information available on [Detroitlions.com](http://Detroitlions.com).

### MANE FACTS

- Morris grew up as a fan of the NY Giants and his favorite Giant was RB Otis Anderson. While playing running back himself, he naturally looked up to former Lions RB Barry Sanders and former Bears RB Walter Payton.
- Enjoys to shoot pool, working on cars, bikes and ATVs. Favorite TV programs are *Sanford and Son* – for which he has the DVD collection – *Good Times* and *Dukes of Hazard*. Among favorite entertainers are Jamie Foxx and Dave Chappelle.
- During the offseason, Morris will occasionally drop in and work a few days with his father and brothers' construction company, Morris Construction. He sees it as a great opportunity to hang out and bond with his family.
- After his playing career is over, Morris wants to mentor troubled youth.

### TRANSACTIONS

- Signed with the Detroit Lions as an unrestricted free agent February 28, 2009 to a three-year deal.
- Re-signed by the Seattle Seahawks Apr. 5, 2006.
- Drafted by the Seattle Seahawks in the second round (54th overall) of the 2002 NFL Draft.

### PRO

Physical running back who joined the Lions in 2009 and started the final three games for Detroit. His 2010 season was highlighted by a 109-yard rushing performance at Tampa Bay (12/19), which included a 26-yard rush on the first play of overtime that was instrumental in setting up the team's game-winning field goal.

- Career totals include: 128 games (32 solo), 787 rushes for 332 yards (4.2 avg) and 12 touchdowns, and has 125 receptions for 935 yards (7.5 avg) and 4 receiving touchdowns. Morris has tallied 4,255 total yards during his career.
- Prior to joining Detroit, Morris spent the previous seven years of his professional career (2002-08) with Seattle.
- Morris finished out his career with the Seahawks with 101 games played (22 starts), 2,612 yards on 634 attempts and five touchdowns. He also added 74 receptions for 555 yards and four touchdowns, as well as 129 kickoff returns for 2,843 yards and a touchdown and 15 punt returns for 75 yards. In 2007, Morris played in 14 games (five starts), posting career-highs with 628 yards and four touchdowns on 140 carries.

**2010:** Back-up running back who was inserted in the starting lineup for the last four games of the season. Recorded 90 rushing attempts for 336 yards (3.7 avg) and caught 25 passes for 170 yards. Accumulated 496 total yards from scrimmage.

- Scored career-high 5 rushing touchdowns on the season.
- Had 2 receptions for 18 yards, including a long of 15, and 2 carries for -3 yards in season opener at Chicago (9/12).
- Carried the ball 3 times for 8 yards vs. Philadelphia (9/19).
- Matched a career-high with five receptions (36 yards) at Minnesota (9/26).
- Saw action on special teams, recording one special teams tackle against Washington (10/31).
- Scored two touchdowns, both 1-yard scores, on 9 carries for a total of 55 yards against New England (11/25). Added five catches for 20 yards.
- For the first time in his nine-year career, scored two rushing touchdowns in a game.
- Started third game of the season against Green Bay (12/12). Carried for 11 times and 51 yards. Added one catch for six yards.
- Rushed for 109 yards on 15 attempts with one touchdown (10 yards) at Tampa Bay (12/19) in the team's 23-20 overtime road win. Also had three catches for 10 yards. His 26-yard rush on the first play of overtime was instrumental in setting up the team's game-winning field goal.
- Carried for 22 yards on 12 attempts at Miami (12/26), including a 5-yard TD run. Added two catches for 13 yards. His rushing TD was the fourth of the season, which ties his career high (2007 with Seattle).
- Carried the ball 12 times in season finale win vs. Minnesota for 21 yards and scored on a 5-yard run with 9:39 left in the fourth quarter to give the Lions a 20-10 lead.
- The TD run was Morris' fifth rushing touchdown on the season, which led the team and was Morris' single-season career high. He previously scored 4 rushing touchdowns in 2007 while with Seattle.

### COLLEGE

Spent two years at Oregon after transferring from Fresno City College where he was two-time JC Grid-Wire All-American.

- Set national JC records of 4,487 all-purpose yards and 3,708 yards rushing on 593 carries.
- Set Fresno City records with 26 scores in 1998, career rushing touchdowns (45), and total (49).

- Finished his Ducks career with 2,237 yards on 466 carries with 17 touchdowns and 307 yards and three scores on 35 receptions.
- His 2,237 rushing yards were fifth in school history.

### PERSONAL

Rushed for over 1,600 yards and 25 touchdowns as a senior at Chester (S.C.) High School.

- Has six brothers and eight sisters of Diane and Bernard Morris.
- Born in Chester, S.C.

### MORRIS' SINGLE-GAME BESTS

Rushing Attempts:	30 vs. Oak 11/6/06
Rushing Attempts:	30 vs. Oak 11/6/06
Rushing Yards:	138 vs. Oak 11/6/06
Longest Rush:	64 vs. Arz 12/20/09
Rushing Touchdowns:	2 vs. NE 11/25/10
Receptions:	5 (three times) Last NE 11/25/10
Receiving Yards:	43 at Cle11/4/07
Receiving Touchdowns:	1 (four times) Last vs. Was 11/23/08
Total Yards:	138 vs. Oak 11/6/06

### MORRIS' CAREER STATISTICS

Year	Team	G	S	RUSHING					RECEIVING					TDs
				Att	Yds	Avg	Lg	TD	Rec	Yds	Avg	Lg	TD	
2002	Sea	11	0	32	153	4.8	24	0	3	25	8.3	12	0	178
2003	Sea	16	1	38	239	6.3	43	0	4	32	8	13	1	271
2004	Sea	15	0	30	126	4.2	12	0	9	53	5.9	12	0	179
2005	Sea	16	2	71	288	4.1	49	1	5	48	9.6	20	0	336
2006	Sea	16	8	161	604	3.8	29	0	11	46	4.2	27	0	850
2007	Sea	14	5	140	628	4.5	46	4	23	213	9.3	34	1	641
2008	Sea	13	6	132	574	4.3	45	0	19	136	7.2	13	2	710
2009	Det	14	3	93	384	4.1	24	2	26	210	8	16	0	594
2010	Det	13	6	90	336	3.7	26	5	25	170	6.8	16	0	496
<b>Totals</b>		<b>128</b>	<b>32</b>	<b>787</b>	<b>3332</b>	<b>4.2</b>	<b>64</b>	<b>12</b>	<b>125</b>	<b>935</b>	<b>7.5</b>	<b>34</b>	<b>4</b>	<b>4255</b>


#### Postseason

Year	Team	G	S	Att	Yds	Avg	Lg	TD	Rec	Yds	Avg	Lg	TD	TDs
2003	Sea	1	0	1	4	4	4	0	0	0	0	0	0	4
2004	Sea	1	0	2	9	4.5	5	0	0	0	0	0	0	0
2005	Sea	3	0	25	73	2.9	10	0	2	22	11	16	0	95
2006	Sea	2	0	7	23	3.3	7	0	0	0	0	0	0	23
2007	Sea	2	0	7	12	1.7	6	0	0	0	0	0	0	12
<b>Totals</b>		<b>9</b>	<b>0</b>	<b>40</b>	<b>114</b>	<b>2.9</b>	<b>10</b>	<b>0</b>	<b>2</b>	<b>22</b>	<b>11</b>	<b>16</b>	<b>0</b>	<b>136</b>

#### 2010 (Det)

Date	Opp	G	S	RUSHING					RECEIVING					TDs
				Att	Yds	Avg	Lg	TD	Rec	Yds	Avg	Lg	TD	
9/12	at Chi	1	0	2	-3	-1.5	0	0	2	18	9.0	15	0	15
9/19	PHI	1	0	3	8	2.7	5	0	0	0	0	0	0	8
9/26	at Min	1	1	6	5	0.8	3	0	5	36	7.2	16	0	41
10/3	at GB	0	0											
10/10	STL	0	0											
10/17	at NRG	0	0											
10/31	WAS	1	0	0	0	0	0	0	0	0	0	0	0	0
11/7	NYJ	1	0	0	0	0	0	0	0	0	0	0	0	0
11/14	at Buf	1	0	0	0	0	0	0	0	0	0	0	0	0
11/21	at Dal	1	0	10	31	3.1	8	0	4	40	10.0	15	0	71
11/25	NE	1	1	9	55	6.1	17	2	5	20	4.0	6	0	75
12/5	Chi	1	0	10	37	3.7	8	0	1	3	3.0	3	0	40
12/12	GB	1	1	11	51	4.6	8	0	1	6	6.0	6	0	57
12/19	at TB	1	1	15	109	7.3	26	1	3	10	3.3	9	0	119
12/26	at Mia	1	1	12	22	1.8	6	1	2	13	6.5	7	0	25
1/2	Min	1	1	12	21	1.8	7	1	2	24	12.0	13	0	45
<b>Totals</b>		<b>13</b>	<b>5</b>	<b>90</b>	<b>336</b>	<b>3.7</b>	<b>26</b>	<b>5</b>	<b>25</b>	<b>170</b>	<b>6.8</b>	<b>16</b>	<b>0</b>	<b>496</b>

1 STT at Buf 11/14/10  
1 FR for 0 yds vs. Chi 12/15/10

**DON MUHLBACH****Long Snapper****Texas A&M****Ht: 6-4****Born: 8/17/81****Draft: '04, FA-Bal****8th Year****Wt: 265****Lufkin, Texas****Acquired: '04, FA****48***Complete biographical information available on Detroitlions.com.***MANE FACTS**

- Brother, Beau, was a member of the Texas A&M Basketball team which made the Sweet 16 in the 2006 NCAA Men's Basketball tournament. Beau is currently playing professional basketball in Europe.
- Served as Co-Chairman for 17th annual Detroit Lions Invitational golf outing that raised more than \$100,000 for Detroit Lions Charities.
- Donated home game tickets to Christ Child House through CATS (Caring Athletes Ticket Service) for Kids program.
- Has visited to the Lions Academy, an alternative middle school in Detroit, talking to students about the importance of doing well in school.
- Grew up fan of Bruce Matthews and the Dallas Cowboys.
- Uncle, John Muhlbach, is a member of the Pro Football Hall of Fame Board of Trustees, and is on the board's executive committee. From 1997-06, he served as chairman.

**TRANSACTIONS**

- Re-signed by the Detroit Lions Mar. 2, 2007 to a five-year deal.
- Signed by the Detroit Lions Nov. 9, 2004.
- Released by the Baltimore Ravens Aug. 30, 2004.
- Signed as an undrafted rookie free agent by the Baltimore Ravens Apr. 30, 2004.

**PRO**

Muhlbach's velocity and accuracy places him among the best in the league in his specialty, and he is a critical part of the snap-hold-kick trio that includes P Nick Harris (holder) and K Jason Hanson.

- A deep-snapping specialist who has a crisp and consistent delivery, Muhlbach spent 2004 training camp with Baltimore before joining the Lions later that season and has been the team's long snapper ever since.
- Has played in 100 career games and recorded 30 special teams tackles.
- Since Muhlbach teamed up with Harris (holder) and Hanson on the field goal team in 2004, that unit's accuracy has improved with the most significant increase coming on long-range field goals. Hanson's field goal accuracy with Muhlbach as the snapper has increased 5.7 percent on overall attempts. That improvement is 15.5 percent for field goals of 40-49 yards, 15.4 percent for field goals 40+ yards and 14.7 percent for field goals of 50+ yards.
- With Muhlbach snapping, Hanson is 41-of-49 (83.7 pct) on field goal attempts of 40-49 yards, 60-of-78 (72.9 pct) from 40+ yards and 19-of-29 (65.5 pct) on 50+-yard field goals.

**2010:** Served as the team's long snapper and registered 3 special teams tackles.

- Recorded first special teams stop of the season at Minnesota (9/26).
- Proved to be steady force with consistent snaps after K Dave Rayner filled in for the injured Jason Hanson in the final 8 games of the season. Muhlbach helped Rayner connect on 13-of-16 field goals (81.3 pct), including 7-of-10 (70.7 pct) from beyond 40 yards and 2-for-2 from 50+.
- Appeared in the 100th game of his seven-year career vs. Minnesota (1/2).

**COLLEGE**

Served as Texas A&M's snapper in 2003.

- Filled in as punter during his sophomore season with the Aggies.

**PERSONAL**


Don Lynn Muhlbach, Jr., is the son of Sally and Don Muhlbach of Lufkin, Texas.

- Born Aug. 17, 1981 in Newark, Ohio.

**MUHLBACH'S CAREER STATISTICS**

Year	Tm	G	S	STT
2004	Det	8	0	2
2005	Det	13	0	0
2006	Det	16	0	7
2007	Det	16	0	2
2008	Det	16	0	7
2009	Det	15	0	9
2010	Det	16	0	3
Totals		100	0	30





## ASHLEE PALMER

**Linebacker**  
**Mississippi**  
**Ht: 6-1**  
**Born: 4/7/86**  
**Draft: '09, FA-Buf**

**3rd Year**  
**Wt: 236**  
**Compton, Calif.**  
**Acquired: '10, W-Buf**

# 58

Complete biographical information available on [Detroitlions.com](http://Detroitlions.com).

### MANE FACTS

- Grew up a fan of CB Deion Sanders and the Dallas Cowboys.
- Enjoys watching actors Jamie Foxx and Ice Cube and enjoys all types of movies, including action, comedy and horror.
- During the offseason, Palmer enjoys spending time with his family.
- After his professional playing career is done, Palmer would like to go into sports broadcasting on radio and television.

### TRANSACTIONS

- Claimed off waivers by the Detroit Lions February 19, 2010.
- Released by the Buffalo Bills February 16, 2010.
- Signed by the Buffalo Bills May 1, 2009 as an undrafted rookie free agent.

### PRO

Joined the Lions in 2010 (waivers) after spending his rookie campaign with Buffalo and has established himself as a solid contributor on special teams and at linebacker.

- Career totals: 30 games (6 starts), 53 tackles (41 solo), 1 sack, 2 pass defenses, 3 forced fumbles and 21 special teams tackles.
- As a rookie, played in 14 games with two starts for the Bills, collecting 11 tackles (eight solo), a pass defense and 11 stops on special teams.
- 2010: Served as outside linebacker and on special teams. Filled in as starter at outside linebacker in four games. Garnered 42 tackles (33 solo), 1 sack, 1 pass defense, 3 forced fumbles and 10 special teams tackles.
- Saw time on special teams in season opener at Chicago (9/12).
- Saw time on special teams and on defense against Philadelphia (9/19). Finished with 2 tackles (1 solo) and a special teams stop.
- Tied a career-best 6 solo tackles at Minnesota (9/26).
- Recorded one tackle for loss, two special teams tackles and forced a fumble on a fourth quarter kickoff return at Green Bay (10/3).
- Registered team-high 3 special teams tackles vs. St. Louis (10/10).
- Started at middle linebacker and recorded a career high, and led team in tackles with 13 (9 solo) at the New York Giants (10/17).
- Started at outside linebacker and recorded 4 tackles (4 solo) against Washington (10/31).
- Recorded 3 tackles (3 solo) and a special team tackle against the New York Jets (11/7).
- Tallied 3 tackles (2 solo) and one forced fumble at Buffalo (11/14).
- Recorded 4 tackles (4 solo) as starter at Dallas (11/21).
- Forced a fumble on special teams after opening drive of game that led to Dave Rayner field goal at Miami (12/26). Added two special teams tackles.
- Recorded lone sack of season, along with five tackles (4 solo) against Minnesota (1/2). Added one pass defense and a special teams tackle.

### COLLEGE

Spent two seasons at Mississippi and started 22 of 24 games with the Rebels.

- Transferred from Compton (Calif.) Community College where he earned first-team All-America honors from the Junior College Athletic Bureau in 2005.
- Led the Rebels with 89 total tackles, three interceptions, seven pass defenses and two fumble recoveries as a junior.
- Helped the Rebel defense rank No. 2 in SEC and No. 4 in the nation in rush defense (85.5 ypg).
- Participated in the 2009 Under Armour Senior Bowl and notched 3 total tackles.

### PERSONAL

- Attended Lynwood (Calif.) High School, where he helped lead his team to a 10-1 record and a CIF playoff berth in 2003, completing 72-128 passes for 1,103 yards and 10 touchdowns.
- Earned first team all-league honors during senior year of high school.
- Son of Jewel Griffin.

### PALMER'S SINGLE-GAME BESTS

Tackles: ..... 13 at NYG 10/17/10  
Sacks: ..... 1.0 vs. MIN 1/2/11  
Pass Defenses: ..... 1 (twice) Last vs. MIN 1/2/11  
Forced Fumbles: ..... 1 (three times) Last at Mia 12/26/10  
Special Teams Tackles: ..... 3 (twice) Last vs. STL 10/10/10

### PALMER'S CAREER STATISTICS

Year	Tm	G	S	TT	ST	AT	Sk	Yds	Int	Yds	TD	PD	FF	FR	Yds	TD	STT
2009	Buf	14	2	11	8	3	0	0	0	0	0	1	0	0	0	0	11
2010	Det	16	4	42	33	9	1.0	0	0	0	0	1	3	0	0	0	10
<b>Totals</b>		<b>30</b>	<b>6</b>	<b>53</b>	<b>41</b>	<b>12</b>	<b>1.0</b>	<b>0</b>	<b>0</b>	<b>0</b>	<b>0</b>	<b>2</b>	<b>3</b>	<b>0</b>	<b>0</b>	<b>0</b>	<b>21</b>
2010 (Det)																	
Date	Opp	G	S	TT	ST	AT	Sk	Yds	Int	Yds	TD	PD	FF	FR	Yds	TD	STT
9/12	at Chi	1	0	0	0	0	0.0	0	0	0	0	0	0	0	0	0	0
9/19	PHI	1	0	2	1	1	0.0	0	0	0	0	0	0	0	0	0	1
9/26	at Min	1	0	6	6	0	0.0	0	0	0	0	0	0	0	0	0	0
10/3	at GB	1	0	1	0	1	0.0	0	0	0	0	0	0	1	0	0	2
10/10	STL	1	0	0	0	0	0.0	0	0	0	0	0	0	0	0	0	3
10/17	at NYG	1	13	9	4	0	0.0	0	0	0	0	0	0	0	0	0	0
10/31	WAS	1	4	4	0	0	0.0	0	0	0	0	0	0	0	0	0	0
11/7	NYJ	1	0	3	3	0	0.0	0	0	0	0	0	0	0	0	0	1
11/14	at Buf	1	0	3	2	1	0.0	0	0	0	0	0	1	0	0	0	0
11/21	at Dal	1	1	4	4	0	0.0	0	0	0	0	0	0	0	0	0	0
11/25	NE	1	0	1	0	1	0.0	0	0	0	0	0	0	0	0	0	0
12/5	Chi	1	0	0	0	0	0.0	0	0	0	0	0	0	0	0	0	0
12/12	GB	1	0	0	0	0	0.0	0	0	0	0	0	0	0	0	0	0
12/19	at TB	1	0	0	0	0	0.0	0	0	0	0	0	0	0	0	0	1
12/26	at Mia	1	0	0	0	0	0.0	0	0	0	0	0	1	0	0	0	2
1/2	Min	1	5	4	1	1.0	0	0	0	0	0	1	0	0	0	0	1
<b>Totals</b>		<b>16</b>	<b>4</b>	<b>42</b>	<b>33</b>	<b>9</b>	<b>1.0</b>	<b>0</b>	<b>0</b>	<b>0</b>	<b>0</b>	<b>1</b>	<b>3</b>	<b>0</b>	<b>0</b>	<b>0</b>	<b>10</b>



# STEPHEN PETERMAN

# 66

**Guard**
**Louisiana State**
**Ht: 6-4**
**Born: 1/11/82**
**Draft: '04, R3 (83)-Dal**
**7th Year**
**Wt: 323**
**Waveland, Miss.**
**Acquired: '06, FA-Dal**

 Complete biographical information available on [Detroitlions.com](http://Detroitlions.com).

## MAINE FACTS

- Grew up a huge LSU and New Orleans Saints fan. His family had Saints season tickets and he attended every single home Saints game from birth to age 13, and he watched every away game with parents on TV. Proud to say he never missed a game!
- Favorite Saints players include: Ricky Jackson, Pat Swilling, Craig "Ironhead" Heyward, Sam Mills, Bobby Hebert and Dalton Hilliard.
- While with Dallas, despite an intense rehabilitation schedule for his knee Peterman got involved in the Dallas-Ft. Worth community. He attended a local Arlington (Texas) high school football game to present the Bank of America/Dallas Cowboys Coach of the Week award and \$2000 grant.
- Set-up the Stephen Peterman Foundation to provide aid to disadvantaged children and to enhance the lives of terminally ill children in Louisiana, Mississippi and Texas.

## TRANSACTIONS

- Re-signed by the Detroit Lions February 17, 2009 to a five-year deal (through 2013).
- Placed on the Reserve/Injured list by the Lions Nov. 20, 2009.
- Signed to the Lions active roster on Dec. 13, 2006.
- Signed to the Detroit Lions practice squad Oct. 17, 2006.
- Released by the Dallas Cowboys Aug. 23, 2006.
- Placed on Reserve/Injured list by the Cowboys Sept. 4, 2004.
- Drafted by the Dallas Cowboys in the third round (83rd overall) of the 2004 NFL Draft.

## PRO

Peterman, a seventh-year player, is a tough, physical offensive guard who has manned the right guard spot for most of the past four seasons. He signed a long-term deal with the Lions in 2009 and continues to be counted on to help anchor the Lions interior offensive line.

- Has played in 58 career games (54 starts).
- Peterman first signed to Detroit's practice squad in 2006 and was promoted to the active roster for the team's final three games.
- The following year, he was inserted into the starting lineup at right guard in Week 4 due to injuries and played himself into a full-time starting role and has since started 42 games over the past four seasons.
- He began his career with the Dallas Cowboys in 2004 but a knee injury slowed down his progress early in his career.
- **2010:** Starting right guard. Member of offensive line unit that ranked fifth in NFL in Sacks per Pass Play (4.09 pct.), giving up just 27 sacks this year on 660 pass plays. Started in all 16 games for the first time in his career.
- Part of an offensive line against Philadelphia (9/19) that paved way for 115 team rushing yards, including 78 and 2 touchdowns from rookie Jahvid Best.
- Had to leave the game in the third quarter at Minnesota (9/26) after re-aggravating a foot injury.
- Starting right guard against Washington (10/31). As a unit, the offensive line allowed just a single sack on 46 pass attempts.
- Played in his 50th career game vs. the New York Jets (11/7).
- Made 50th career start against Chicago (12/5).
- Member of offensive line group that paved the way for a season-high 190 rushing yards, the most by the Lions since it recorded 193 rushing yards at Green Bay Dec. 12, 2010.
- Helped team gain 181 rushing yards in the team's 23-20 overtime win at Tampa Bay (12/20). It marked the first time the team has rushed for 180 yards in consecutive games since Dec. 2004 (215 vs. Arizona 12/5/04 and 193 at Green Bay 12/12/04). Along with 181 rushing yards, the team did not allow a single sack on 37 pass attempts.
- In overtime, the offense put together the game-winning drive (began at Lions 21-yard line) with runs of 26 and 14 yards on the first two plays. 49 of 63 yards on overtime drive occurred on the ground.

## COLLEGE

An All-America and All-Southeastern Conference first-team selection as a senior, Peterman was a team leader and anchor of an offensive line that helped lead the LSU Tigers to the SEC title and a win over Oklahoma in the Sugar Bowl to capture the 2003 national title.

- For his career, he appeared in 48 games at LSU, starting 35. He moved to right guard in his senior season, after starting 25 games over the previous two years at left guard, and allowed just one sack while playing a major role in leading an offense that averaged 418.4 yards-per-game.
- A first-team All-Southeastern Conference pick as a junior, Peterman started the entire season at left guard and allowed only one sack.
- Peterman started his collegiate career as a tight end and spent his freshman season at defensive end.
- He made the switch to offense as a sophomore and started all but one

game at left guard during a very successful second season, allowing only one quarterback sack.

- He played a key role in the Tigers 10-3 season that featured a win over second ranked Tennessee in the SEC Championship Game and a 47-34 win over No. 7 Illinois in the Sugar Bowl.

## PERSONAL

- Peterman attended St. Stanislaus High School in Bay St. Louis, Miss.
- He was rated the 18th best player in Mississippi by Super Prep Magazine and was a first-team all-state selection and a two-time all-district choice.
- As a senior, Peterman caught 14 passes for 150 yards and one touchdown and was rated the best tight end in the state.
- He was selected for the Mississippi All-Star Game.
- He also played basketball in high school.
- Peterman majored in general studies at LSU.
- Despite an intense rehabilitation schedule for his knee, Peterman got involved in the Dallas-Ft. Worth community.
- He attended a local Arlington high school football game to present the Bank of America/Dallas Cowboys Coach of the Week award and \$2000 grant.
- He also set-up the Stephen Peterman Foundation to provide aid to disadvantaged children and to enhance the lives of terminally ill children in Louisiana, Mississippi and Texas.
- In the spring of 2005 and 2006, Peterman joined forces with fellow Louisiana State University (LSU) alumnus David Toms to host the Stephen Peterman Foundation and David Toms Foundation Fort Worth Dinner in Fort Worth, Texas.
- Proceeds from the fundraising dinner benefited Happy Hill Farm Academy/Home - a residential school/farm where socially and academically disadvantaged youth are given a second chance to prepare for a productive future - and the David Toms Foundation.
- He is married to the former Colleen Scheyd, and the couple has three sons, Stephen Frederick Jr., Timmy and Gerard.

## PETERMAN'S CAREER STATISTICS

Year	TM	G	S
2004	Dal	0	0
2005	Dal	3	0
2006	Det	3	2
2007	Det	13	13
2008	Det	14	14
2009	Det	9	9
2010	Det	16	16
<b>Totals</b>		<b>58</b>	<b>54</b>



## BRANDON PETTIGREW

# 87

**Tight End**  
**Oklahoma State**

**Ht: 6-5**

**Born: 2/23/85**

**Draft: '09, R1 (20)-Det**

**3rd Year**

**Wt: 265**

**Tyler, Texas**

Complete biographical information available on [Detroitlions.com](http://Detroitlions.com).

### MANE FACTS

- Growing up in Texas, Pettigrew was naturally a Cowboys fan and his favorite players were QB Troy Aikman and WR Michael Irvin. He was also a fan of WR Jerry Rice.
- Goes bowling every week, often with teammates, and has around a 200 average.
- His favorite musical artist is Lil' Wayne; favorite actor is Denzel Washington; favorite movies include *Man on Fire* and *Book of Eli*.

### TRANSACTIONS

- Placed on Reserve/Injured list by the Lions Dec. 1, 2009.
- Drafted by the Detroit Lions in the first round (20th overall) of the 2009 NFL Draft.

### PRO

Pettigrew is a big, athletic tight end who has the ability to stretch the field as a receiver and aggressively block at the line of scrimmage. Has emerged as one of the best young tight ends on the game.

- Has reached 100 career receptions the fastest by a Lions tight end by doing so in 27 games. The previous mark was 34 games by TE Jim Gibbons.
- Also reached 1,000 career yards in 26 career games, the second fastest tight end in team history to reach that milestone. Hall of Fame TE Charlie Sanders reached 1,000 career yards in 25 games.
- Fifth tight end in team history to register 100 career catches and 1,000 career yards.
- Started first 11 games of his career before a knee injury on Thanksgiving Day vs. Green Bay (11/26) forced him out for remainder of rookie season.
- Led all NFL rookie tight ends in 2009 with 30 catches for 346 yards, and was tied for the most receiving touchdowns (two).
- Regarded by many as the most complete tight end to enter the 2009 NFL Draft, Lions selected Pettigrew in first round (20th overall).

**2010:** Team's starting tight end. Had one of the best seasons in team history by a tight end, setting franchise single-season records for receptions (71) and yards (722). Also caught four touchdowns on the year. Third among tight ends in the NFL with 71 catches and seventh with 722 receiving yards.

- Named to USA Today's All-Joe Team. Rebounded from ACL injury suffered as a rookie to play and start in all 16 games.
- Only tight end in team history with 70 catches and 700 yards in a season.
- Only Lions second non-wide receiver to catch 70 passes in a season, joining FB James Jones (77 in 1984).
- Recorded 7 receptions, tied for a then career-best, for a career-high 108 yards, including a long of 35, against Philadelphia (9/19). It was his first career 100-yard game, and the first by a Lions tight end since TE Marcus Pollard had 105 yards vs. Carolina (10/16/05). Since the era of the modern day tight end (1960), Pettigrew's 108 yards are the fifth-most by a Lions tight end in a game.
- His eight catches at Green Bay (10/3) were a career high and they were the fourth-most by a Lions tight end in a single game since 1960. Led the team in receiving yards with 91.
- Caught first touchdown of year in Lions win vs. St. Louis (10/10) when he grabbed a 3-yard pass from QB Shaun Hill with :10 left to play in second quarter to give team a 24-6 lead heading into the half. He finished with four catches for 26 yards.
- Led team in catches with 7 for 61 yards at the New York Giants (10/17).
- Caught second TD of season in third quarter against Washington (10/31).
- Caught third TD of season against the New York Jets (11/7). Three TD receptions is a career high for the second-year tight end.
- Had four catches for 50 yards receiving at Buffalo (11/14), marking his sixth game this season with at least 4 catches.
- Led team as he tied a single-game career-high with 8 catches for 75 yards receiving at Dallas (11/21). Became first Lions tight end since 1960 to record at least 8 receptions twice in a single game.
- With 8 receptions vs. the Cowboys, Pettigrew reached 50 receptions on the season. Pettigrew became only third Lions tight end since 1960 to register 50 receptions in a season. Pettigrew joins TE David Hill (53 in 1978) and TE Jim Gibbons (51 in 1960) as the only Lions tight ends to record 50 catches in a season since 1960.
- Caught five balls for 67 yards against New England (11/25). Caught his 4th pass of the day on the Lions third quarter scoring drive that gave the team a 24-17 led and moved Pettigrew past TE David Hill (53 in 1978) for the most receptions by a Lions tight end in a single season.
- Pettigrew's 5 receptions against the Patriots marked the sixth time in 2010 he caught 5 passes in a game and the eighth time he has registered at least 4 catches in a game.
- Led team with five catches against Chicago (12/5), adding 36 receiving yards. First tight end in team history to reach 60 receptions in a season.
- Two catches for 25 yards at Tampa Bay (12/19). 25 yards moved him into third place on team's single-season receiving yards list by tight ends.

- Four catches for 74 yards, including one TD catch at Miami (12/26).
- Pettigrew's 33-yard reception in second quarter at Miami (12/26) moved him past Hall of Fame TE Charlie Sanders (656 in 1969) for most receiving yards in a single season by a Lions tight end. Entered game with 629 receiving yards on season and moved his career total to 680 after the drive (first catch of game was for -2 yards). He finished game with 4 catches for 74 yards (18.5 avg) and 1 TD.
- Pettigrew also surpassed the 1,000-yard mark for his career. By reaching that mark in 26 games, he became the second-fastest tight end in team history to reach 1,000 yards, and was one game shy of the 25-game mark set by Hall of Fame TE Charlie Sanders.
- Had three catches for 19 yards in team's final game vs. Minnesota (1/2). Caught two passes on Lions' opening drive (18 yards) and became the first tight end in team history to reach 70 receptions in a season.
- He also joined RB James Jones (77 in 1984) as the only non-wide receivers to reach 70 receptions in a single season.

### COLLEGE

Second tight end in Oklahoma State history drafted in first round (first Reuben Gant, 1974-Buffalo). Ended college career ranked ninth overall on the school's receiving yardage record list with 1,450 and averaged more than 54 knockdown blocks per season for the Cowboys. Became first tight end in school history to amass more than 100 receptions (112) in a career.

- In 2008, finished with a career-high 42 catches for 472 yards (11.2 avg). 23 receptions produced first downs (54.76%), as he converted 4-of-9 third-down (44.44%) and 1-of-2 fourth-down plays.
- All-American Dream Team and All-Big 12 Conference selection by The NFL Draft Report as a senior.
- Started all 13 games in 2007, ranking third on team with 35 receptions for 540 yards (15.4 avg) and four TDs. Paced Cowboys with 10 TD-resulting blocks, as his 72 knockdowns were a league-high for tight ends. All-Big 12 Conference first-team selection.
- Started all 13 games as a sophomore in 2006, ranking third on team with 24 receptions for 310 yards (12.9 avg), including four TDs. All-Big 12 Conference honorable mention.
- Played in every game in 2005, starting nine contests. Finished fifth on team with 11 receptions for 128 yards (11.6 avg) and 1 TD.
- Redshirted as a freshman (2004).

### PERSONAL

- Attended Robert E. Lee (Tyler, Tex.) High School, earning All-State honors in 2003. Despite playing primarily as a blocker, he was rated as the best tight end in Texas by numerous recruiting services.
- All-District and All-East Texas choice. Also competed on defensive line.
- Son of Elaine and Henry Pettigrew. Born February 23, 1985.
- Was an education major at Oklahoma State.

### PETTIGREW'S SINGLE-GAME BESTS

Receptions: .....8 (twice) Last at Dal 11/21/10  
Receiving Yards: .....108 vs. Phi 9/19/10  
Long Reception: .....35 vs. Phi 9/19/10  
Receiving Touchdowns: .....1 (6 times) Last at Mia 12/26/10

### PETTIGREW'S CAREER STATISTICS

Year	Tm	G	S	RECEIVING					RUSHING				
				Att	Yds	Avg	Lg	TD	Att	Yds	Avg	Lg	TD
2009	Det	11	11	30	346	11.5	30	2	0	0	0	-	0
2010	Det	16	16	71	722	10.2	35	4	0	0	0	-	0
Totals		27	27	101	1068	10.6	35	6	0	0	0	-	0
Date	Opp	G	S	RECEIVING					RUSHING				
				Att	Yds	Avg	Lg	TD	Att	Yds	Avg	Lg	TD
9/13	at NO	1	0	0	0	0.0	-	0	0	0	0.0	-	0
9/12	at Chi	1	1	6	60	1	0	0	0	0	0	0	0
9/19	PHI	1	1	7	108	15.4	35	0	0	0	0	0	0
9/26	at Min	1	6	44	73	11	0	0	0	0	0	0	0
10/3	at GB	1	8	91	114	19	0	0	0	0	0	0	0
10/10	STL	1	1	4	25	6.5	12	1	0	0	0	0	0
10/17	at NYG	1	7	61	87	18	0	0	0	0	0	0	0
10/31	WAS	1	2	8	40	6	1	0	0	0	0	0	0
11/7	NYJ	1	3	18	60	10	1	0	0	0	0	0	0
11/14	at Buf	1	4	50	125	22	0	0	0	0	0	0	0
11/21	at Dal	1	8	75	94	20	0	0	0	0	0	0	0
11/25	NE	1	5	67	134	24	0	0	0	0	0	0	0
12/5	CHI	1	5	36	72	14	0	0	0	0	0	0	0
12/12	GB	1	2	14	70	11	0	0	0	0	0	0	0
12/19	at TB	1	2	25	123	13	0	0	0	0	0	0	0
12/26	at Mia	1	4	74	185	33	1	0	0	0	0	0	0
1/2	MIN	1	1	39	63	12	0	0	0	0	0	0	0
Totals		16	16	172	102.3	35	4	0	0	0	0	0	0



## RANDY PHILLIPS

**Safety**  
**Miami (Fla.)**  
**Ht: 6-1**  
**Born: 9/14/86**  
**Draft: '10, FA-Det**

**1st Year**  
**Wt: 210**  
**Belle Glade, Fla.**

# 43

Complete biographical information available on [Detroitlions.com](http://Detroitlions.com).

### TRANSACTIONS

- Placed on Reserve/Injured list by Lions September 4, 2011.
- Signed with the Detroit Lions as an undrafted free agent June 23, 2010.

### PRO

Signed with Detroit as an undrafted rookie free agent August 4, 2010, spending most of the season on the team's practice squad. Had a strong preseason getting all four starts (2 at free safety and 2 at strong safety).

**2010:** Started the season on team's active roster before re-signing to practice squad in October. Elevated from practice squad in December to play on special teams and serve as a back-up free safety.

- Recorded 2 solo stops on defense in team's season opener at Chicago (9/12).
- Recorded 2 solo tackles against Philadelphia (9/19) and recovered an onside kick to give Detroit's offense possession with 1:50 remaining in the game.
- Returned to active roster at Miami (12/26). Recorded one special teams tackle and forced a fumble.
- Inactive against Minnesota (1/2).

### COLLEGE

Spent five years at the University of Miami finishing his career with 130 tackles (89 solo), 5 fumble recoveries, 16 pass defenses and 6 interceptions for 126 yards.

**2010:** Returned for a fifth year after receiving a medical hardship in 2008 causing Phillips to miss all but two games of the season.

**2009:** Finished the year with 53 tackles (35 solo), 2 interceptions, 1 pass defended and 3 fumble recoveries.

**2008:** Played in two games against Florida and Texas A&M, suffering an injury against the Aggies that forced Phillips to miss the remainder of the season.

**2007:** Played in all 12 games as a junior, with four starts. Made the switch to safety in the third game of the season and finished with 34 tackles (21 solo), 2 forced fumbles, 1 fumble recovery, 3 pass defenses and 2 interceptions for 56 yards.

- Garnered career highs with 8 tackles, 6 solo, vs. Marshall.
- Recorded a career high 2 interceptions at Florida State for 56 yards.
- **2006:** Saw time in all 12 games with 8 starts as a sophomore, recording 30 tackles (22 solo), 11 pass defenses and an interception for 15 yards.
- Phillips' 11 pass defenses ranked second most on the team and eighth in the ACC.
- Started in the MPC Computers Bowl vs. Nevada and registered 7 tackles (6 solo) and 3 pass defenses.

**2005:** Played in 8 games as a true freshman, usually as the nickel back on defense. Totaled 11 tackles (10 solo), 1 tackle for loss, 1 pass defended, 1 forced fumble, 1 fumble recovery and an interception for 55 yards which was the team's longest of the season.

### PERSONAL

Played at Glades Central High School and was rated No. 7 safety prospect by Rivals.com and the No. 16 safety by Scout.com.


- As a senior in 2004, helped team to a 12-1 record and recorded 57 tackles and 4 interceptions while playing safety and cornerback in 7 games.
- Played running back, scoring 11 touchdowns, with 710 yards rushing and 6 receptions for 85 yards.
- Averaged 35 yards as a punter.
- As a junior, was named All-County and racked up 97 tackles, 4 interceptions and posted an impressive 10 forced fumbles.
- Played in the postseason CaliffFlorida Bowl.

### PHILLIPS' SINGLE-GAME BESTS

Tackles: 2 (twice) Last vs Phi 9/19/10

### PHILLIPS' CAREER STATISTICS

Year	Tm	G	S	TT	ST	AT	Sk	Yds	Int	YdsTD	PD	FF	FR	YdsTD	STT		
2010	Det	4	1	4	4	0	0	0	0	0	0	1	0	0	1		
Totals																	
2010 (DET)																	
Date	Opp	G	S	TT	ST	AT	Sk	Yds	Int	Yds	TD	PD	FF	FR	Yds	TD	STT
9/12	at Chi	1	0	2	2	0	0	0	0	0	0	0	0	0	0	0	0
9/19	Phi	1	1	2	2	0	0	0	0	0	0	0	0	0	0	0	0
9/26	at Min	1	0	0	0	0	0	0	0	0	0	0	0	0	0	0	0
10/3	at GB	0	0														
10/10	STL	0	0														
10/17	at NYG	0	0														
10/31	WAS	0	0														
11/7	NYJ	0	0														
11/14	at Buf	0	0														
11/21	at Dal	0	0														
11/25	NE	0	0														
12/5	CHI	0	0														
12/12	GB	0	0														
12/19	at TB	0	0														
12/26	at Mia	1	0					0	0	0	0	0	1	0	0	0	1
1/2	Min	0	0														
Totals																	
		4	1	4	4	0	0	0	0	0	0	0	1	0	0	0	1



# DOMINIC RAIOLA

**Center**  
**Nebraska**  
**Ht: 6-1**  
**Born: 12/30/78**  
**Draft: '01, R2 (50)-Det**

**11th Year**  
**Wt: 295**  
**Honolulu, Hawaii**

# 51

Complete biographical information available on [Detroitlions.com](http://Detroitlions.com).

## MANE FACTS

- Donated home game tickets to the Children's Center through CATS (Caring Athletes Ticket Service) for Kids program.
- Regularly attends annual Detroit Lions Courage House Dinner to help benefit HAVEN, Oakland County's premier center for the prevention and treatment of domestic violence, sexual assault and child abuse.
- A big fan of Al Pacino, he owns most of the movies the actor is in including his favorite, *Scarface*, which he has watched repeatedly.

## TRANSACTIONS

- Re-signed by the Detroit Lions June 25, 2009 to a four-year contract extension (through 2013).
- Re-signed by the Detroit Lions Mar. 13, 2005 to a five-year contract extension.
- Drafted by the Detroit Lions in the second round (50th overall) in the 2001 NFL Draft.

## PRO

Raiola is in his 11th season in the NFL with the Detroit Lions, and his 10th as the starting center. Utilizes tremendous quickness, tenacity and intelligence to anchor the team's offensive front.

- Named team captain five-straight seasons (2006-10).
- Has played in 156 career games (140 starts).
- In 2008, a hand injury forced him to miss the first start of his career vs. Jacksonville (11/9/08). He had the second-most consecutive starts (104) behind Denver C. Casey Wiegman (120) and Atlanta C. Todd McClure (120) since 2001.
- In 2006, Raiola emerged as one of the most effective all-around centers in the league with his ability to get outside and block on the perimeter and to get to the second level.
- Prior to 2005 season, he signed a five-year contract extension (Mar. 13).
- In 2004, he centered an offensive line that developed into one of the top run-blocking lines in the NFL as the offensive line led the way for a rushing attack that ranked second in the NFL over the final seven games of the season.

**2010:** Team captain for fifth consecutive season and starting center. Leader along offensive line unit that ranked fifth in NFL in Sacks per Pass Play (4.09 pct.), giving up just 27 sacks this year on 660 pass plays.

- Part of an offensive line against Philadelphia (9/19) that helped the team rush for 115 yards, including 78 and 2 touchdowns from rookie Jahvid Best.
- In the Lions 44-6 win vs. St. Louis (10/10), Raiola led an offensive line unit that allowed just 1 sack on 33 pass plays.
- Center of offensive line that allowed a single sack on 46 pass attempts against Washington (10/31).
- Played in 150th career game at Dallas (11/21).
- Centered offensive line unit that was key in the offense rushing for 190 yards (season-high). It was the most by the Lions since the team had 193 rushing yards at Green Bay Dec. 12, 2004.
- Manned middle of offensive line unit that led the way for the team to gain 181 yards on the ground while allowing no sacks in the Lions 23-20 overtime win on the road at Tampa Bay (12/20).
- The 181 rushing yards, which included 109 by RB Maurice Morris, was the second consecutive game that the offensive line helped produce 180 rushing yards. It was the first back-to-back 180-yard team rushing tallies since Dec. 2004 (215 vs. Arizona 12/5/10 and 193 at Green Bay 12/12/10).
- Perhaps highlight of the game on the ground was the team opening overtime with runs of 26 and 14 yards on the first two plays that put the team in position for a game-winning kick. 49 of the team's 63 yards in overtime occurred on the ground.

## COLLEGE

Turned pro after playing three seasons at Nebraska, but was a four-year collegian (redshirted in 1997).

- Cornhuskers' first freshman offensive lineman to start a game since Rob Zatechka in 1991.
- The two-time Nebraska Lifter of the Year finalist set a school record with 140 knockdown blocks (11.67 per game) as a sophomore in 1999, only to better that mark as a junior in 2000 with 145 (13.2 per game).
- Besides on-field accolades, he garnered Academic All-Big 12 Conference honors the last two years while making the conference's honor roll three times.
- In 2000, he was an All-American first-team selection by the Football Writers Association, Walter Camp, Associated Press and American Football Coaches Association, rated the best center in the country by The Sports Xchange, a finalist for both the Outland Trophy and the Lombardi Award, given to the nation's top lineman and a consensus

- All-Big 12 first-team selection.
- Junior year was first full year as starter and was named a consensus All-Big 12 first-team selection, the first sophomore Nebraska offensive lineman to earn such honors since Dave Rimington in 1980 and was a member of Sports Illustrated's All-Bowl Team.

## PERSONAL

- Three-year starter on the offensive line for St. Louis High School in Honolulu.
- Team went undefeated in each of his last three years and ranked 15th nationally in 1996, winning its 11th straight state championship.
- Earned first-team all-state honors as a junior in 1995 and as a senior in 1996.
- Also a National Honor Society member, a three-year scholar-athlete and ranked sixth in his class of 180.

## RAIOLA'S CAREER STATISTICS

Year	Tm	G	S
2001	Det	16	0
2002	Det	16	16
2003	Det	16	16
2004	Det	16	16
2005	Det	16	16
2006	Det	16	16
2007	Det	16	16
2008	Det	12	12
2009	Det	16	16
2010	Det	16	16
<b>Totals</b>		<b>156</b>	<b>140</b>



# TONY SCHEFFLER

# 85

**Tight End**
**Western Michigan**
**Ht: 6-5**
**Born: 2/15/83**
**Draft: '06, R2 (61)-Den**
**6th Year**
**Wt: 255**
**Chelsea, Mich.**
**Acquired: '10, T-Den**

Complete biographical information available on [Detroitlions.com](http://Detroitlions.com).

## MAINE FACTS

- Has a website: [TonyScheffler88.com](http://TonyScheffler88.com).
- Growing up in Chelsea, Michigan, Scheffler was a Lions fan all the way through his college career and up until he was drafted by Denver. He was able to go to a lot of the games and even participated in the punt, pass and kick contest at the Silverdome.
- Scheffler is a big fan of reality TV shows, in particular *Jersey Shore*, and often gets sucked into watching shows like *The Hills* and the *Real Housewives* with his wife.
- Goes through the same routine prior to every game using the same athletic tape and stretches. Scheffler also listens to country music to mellow out and goes through his iPhone to look at pictures of his daughters, which helps him appreciate what got him to where he is today.
- Was a huge sports card collector growing up and just recently got back into the hobby, including having a large collection of sports memorabilia.
- Sometime in the near future, Scheffler would like to open up a gym in the area as part of his plan to give back to the kids and the community.
- Scheffler is hoping for a long and successful career in Detroit and looks forward to being imbedded in the area, passing along to kids what he's learned over the years.

## TRANSACTIONS

- Signed three-year contract extension (through 2013) with Lions October 16, 2010.
- Acquired via trade by the Detroit Lions from the Denver Broncos Apr. 19, 2010.
- Selected by Denver in the second round (61st overall) of the 2006 NFL Draft.

## PRO

- Tight end Tony Scheffler was acquired by Detroit from Denver in a three-team trade in Apr. 2010. Scheffler had spent the previous four years of his career with the Broncos.
- Scheffler has recorded 183 receptions for 2,274 yards and 15 touchdowns through 63 games with 31 starts through five NFL seasons.
- Finished 2009 season tied for fourth on the club with 31 receptions while ranking third on the team with 416 receiving yards through 15 games played with nine starts.
- Led all NFL tight ends and set a Denver single-season record for tight ends with a 16.1 yards per reception average in 2008 that helped him register a career-high 645 receiving yards (40 receptions), which ranked eighth in the league at his position.
- Placed second on the Broncos in receptions (49) and receiving yards (549) in 2007, ranking 10th and 11th, respectively, in the league among his position group in those categories.
- Set a Broncos record for touchdown receptions (four) by a rookie tight end in 2006 and recorded 18 catches for 286 yards (15.9 avg.) during his first professional season.
- Owens eight receptions of at least 30 yards for his career, including a personal-best 72-yard grab that he made on Monday Night Football at Oakland (9/8/08).

**2010:** Bolstered the tight end position and gave Detroit one of the best one-two tight end punches, along with Brandon Pettigrew, in the League. Proved value in the slot and spread out wide as a receiver. Registered 45 receptions for 378 yards and a touchdown.

- Started in first game of season in two-tight end set. Led team in receptions with 6 for 43 yards in season opener at Chicago (9/12).
- Recorded first touchdown as a Lion on a 5-yard pass from QB Shaun Hill at Minnesota (9/26) in the first quarter. Caught a team-high 7 receptions for 60 yards on the day.
- Had 6 catches for 63 yards at Green Bay (10/3).
- Caught 4 passes for 41 yards in Lions 44-6 win vs. St. Louis (10/10), including the first three receptions (30 yards) on the Lions late second quarter drive that stated with 1:37 left in the half and culminated with a touchdown with :10 in the half to give the Lions a 24-6 lead.
- Had three catches for 34 yards at Buffalo (11/4).
- Left game early at Dallas (11/21) due to a ribs injury.
- Inactive against New England (11/25) due to injury.
- Had 3 catches for 18 yards at Tampa Bay (12/19).
- Had 6 catches for 50 yards against Minnesota (1/2). Fourth game of season with 6+ catches.

## COLLEGE

Played 35 career games with 21 starts at Western Michigan, totaling 117 receptions for 1,345 yards (11.5 avg.) with 13 touchdowns. Finished career ranked second among tight ends in both receptions and receiving yards in school history.

- Two-time first-team All-Mid-American Conference choice as a starter

at tight end during his final two seasons after beginning his career as a wide receiver.

- Placed fourth in voting for the John Mackey Award (nation's best tight end) as a senior, posting a career-high 57 receptions for 670 yards (11.8 avg.) with nine touchdowns.

## PERSONAL

Attended Chelsea High School in Chelsea, Michigan, where he played wide receiver. Named a Detroit News Dream Team selection at Chelsea, setting a school single-season record for receiving yards (1,340) in 2000.

- Totalled 67 catches with 16 touchdowns as a senior, helping the school post an 11-1 record.
- Excelled away from football, starting on the school's basketball team and earning all-state honors as a first baseman on the baseball squad.
- Lettered three times (2003-05) on Western Michigan's baseball team, posting a .293 career batting average with seven home runs and 41 RBI in 79 games.
- Cousin of former Purdue University basketball player Steve Scheffler, who played seven seasons (1991-97) in the NBA and spent time on the Denver Nuggets in 1992.
- Born on February 15, 1982, in Morenci, Michigan.

## SCHEFFLER'S SINGLE-GAME BESTS

Receptions:	7(four times) Last at Min 9/26/10
Receiving Yards:	101 at SD 10/19/09
Longest Reception:	72 at Oak 9/8/08
Receiving Touchdowns:	2 (twice) Last vs. SD 9/14/08
Rushing Attempts:	1 (twice) Last at Car 12/14/08
Rushing Yards:	3 vs. Ind 10/29/06

## SCHEFFLER'S CAREER STATISTICS

Year	Tm	G	S	RECEIVING					RUSHING				
				Rec	Yds	Avg	Lg	TD	Att	Yds	Avg	Lg	TD
2006	Den	13	5	18	286	15.9	141	4	1	3	3.0	3	0
2007	Den	16	7	49	549	11.2	239	5	0	0	0.0	0	0
2008	Den	13	6	40	645	16.1	297	3	1	-1	-1.0	-1	0
2009	Den	15	9	31	416	13.4	262	2	0	0	0.0	0	0
2010	Det	15	4	45	378	8.4	25	1	0	0	0.0	0	0
Totals		63	31	183	2274	12.4	72	15	2	2	1.0	2	0
2010 (Det)				RECEIVING					RUSHING				
Date	Opp	G	S	Rec	Yds	Avg	Lg	TD	Att	Yds	Avg	Lg	TD
9/13 at Cin		1	0	1	29	29.0	29	0	0	0	0	0	0
9/12 at Chi		1	1	6	43	7.2	10	0	0	0	0	0	0
9/19 Phi		1	0	1	5	5.0	5	0	0	0	0	0	0
9/26 at Min		1	0	7	60	8.6	24	1	0	0	0	0	0
10/3 at GB		1	0	6	63	10.5	25	0	0	0	0	0	0
10/10 STL		1	0	4	41	10.3	15	0	0	0	0	0	0
10/17 at NYG		1	1	2	5	2.5	3	0	0	0	0	0	0
10/31 WAS		1	0	0	0	0	0	0	0	0	0	0	0
11/7 NYJ		1	0	2	22	11.0	12	0	0	0	0	0	0
11/14 at Buf		1	0	3	34	11.3	18	0	0	0	0	0	0
11/21 at Dal		1	0	1	10	10.0	10	0	0	0	0	0	0
11/25 NE		0	0	INACTIVE/INJURED									
12/5 Chi		1	0	2	9	4.5	6	0	0	0	0	0	0
12/12 GB		1	1	1	3	3.0	3	0	0	0	0	0	0
12/19 at TB		1	0	3	18	6.0	12	0	0	0	0	0	0
12/26 at Mia		1	0	1	15	15.0	15	0	0	0	0	0	0
1/2 Min		1	6	50	8.3	16	0	0	0	0	0	0	0
Totals		15	4	45	378	8.4	25	1	0	0	0	0	0
KR-1: 10 (10) [0/17]													

KR: 1-0 at NYG (10/17)





## ROB SIMS

**Guard**  
**Ohio State**  
**Ht: 6-3**  
**Born: 12/6/83**  
**Draft: '06, R4 (128)-Sea**

**6th Year**  
**Wt: 312**  
**Macedonia, Ohio**  
**Acquired: '10, T-Sea**

# 67

Complete biographical information available on [Detroitlions.com](http://Detroitlions.com).

### MAINE FACTS

- Fans can follow Sims on Twitter: @RobASims.
- Raised as a fan of the Cleveland Browns for whom is late father, Robert "Mickey" Sims, played defensive tackle for three seasons (1977-79). Enjoyed watching Orlando Pace and Corey Stringer. He also liked the Dallas Cowboys when Emmitt Smith played from them.
- Enjoys watching movies and has over 500 DVDs. His favorite actors include: Will Smith, Denzel Washington and Al Pacino.
- Would like to be involved in business after he is done playing football and is currently part owner of a gym in Cleveland.

### TRANSACTIONS

- Signed four-year contract extension (through 2014) with Lions October 8, 2010.
- Acquired via trade by the Detroit Lions Apr. 6, 2010 from the Seattle Seahawks.
- Placed on Reserve/Injured list by the Seahawks Sept. 10, 2008.
- Drafted by the Seattle Seahawks in the fourth round (128th overall) of the 2006 NFL Draft.

### PRO

Soon became the starter at left guard after joining Detroit via trade with Seattle in 2010. Played all 16 games last season and helped solidify the left side of the offensive line.

- Has appeared in 61 games (50 starts) during his career, and has played in four postseason games (four starts).
- Played first four seasons (2006-09) with the Seahawks.
- In 2009, Sims saw action in 14 games with 14 starts at left guard and was inactive for two contests with an ankle injury.
- Played and started in only one game during the 2008 season after being placed on injured reserve with a pectoral injury.
- Started in all 16 games played in 2007, including both postseason matchups.
- Saw time in 14 games during his 2006 rookie campaign with three starts, and played and started in both postseason appearances.
- Started all four playoff games during his first two seasons for Seattle and helped Shaun Alexander rush for 108 yards and two touchdowns in NFC Divisional Playoff his rookie year at Chicago (1/14/06).

**2010:** Team's starting left guard. Part of offensive line that ranked fifth in NFL in Sacks per Pass Play (4.09 pct.), giving up just 27 sacks this year on 660 pass plays.

- Part of an offensive line against Philadelphia (9/19) that helped team rush for 115 yards, including 78 and 2 touchdowns from rookie Jahvid Best.
- Starting left guard against Washington (10/31). Helped offensive line allow just a single sack on 46 pass plays.
- Key component on left side of offensive line that led the way for 190 team rushing yards (season high), the most since the Lions rushed for 193 yards at Green Bay Dec. 12, 2004.
- In Lions 23-20 overtime win, offensive line helped team ground out 181 rushing yards, including 49 yards (first two players were rushes of 26 and 14 yards) on the game-winning overtime 63-yard drive. It was the first time the team garnered 180 yards in consecutive games since Dec. 2004 (215 vs. Arizona 12/5/04 and 193 at Green Bay 12/12/04). The unit also did not allow a single sack on 37 attempts. Helped guide RB Maurice Morris to 109-yard rushing effort.
- Made 50th start of career against Minnesota (1/2).

### COLLEGE

Started 40 of 47 games for the Buckeyes, earning 12 of those starts at left guard. Shifted to left guard from left tackle prior to senior season earning All-Big Ten Conference first-team honors.

- Made 28 starts at left tackle as an underclassmen and produced 83 key blocks and eight touchdown-resulting blocks for an offense that collected 5,068 yards, an average of 422.8 yards per game his senior year.
- His ability to shut down the blitz and stunts saw the offensive line allow only 18 quarterback sacks on the season.
- Took over left tackle duties when incumbent Ivan Douglas was sidelined with health problems (blood clot) during sophomore season.

### PERSONAL

Son of the late Cleveland Browns tackle Robert "Mickey" Sims (1977-79). Was a first-team All-Ohio selection at offensive tackle during senior season at Nardonia High School.

- Started at guard as a sophomore and junior before moving to tackle his senior season.
- Earned letters in basketball and two in track, finishing fourth in the state in the shot put as a senior.
- Communications major at Ohio State.

### SIMS' CAREER STATISTICS

Year	Tm	G	S
2006	Sea	14	3
2007	Sea	16	16
2008	Sea	1	1
2009	Sea	14	14
2010	Det	16	16
<b>Totals</b>		<b>61</b>	<b>50</b>
Postseason			
Year	Tm	G	S
2006	Sea	2	2
2007	Sea	2	2
<b>Totals</b>		<b>4</b>	<b>4</b>



## ALPHONSO SMITH

**Cornerback**  
**Wake Forest**

**Ht: 5-9**

**Born: 10/20/85**

**Draft: '09, R2 (37)-Den**

**3rd Year**

**Wt: 190**

**Pahokee, Fla.**

**Acquired: '10, T-Den**

# 27

Complete biographical information available on [Detroitlions.com](http://Detroitlions.com).

### TRANSACTIONS

- Acquired by the Detroit Lions via trade with the Broncos Sept. 6, 2010.
- Selected by the Denver Broncos in the second round (37th overall) of the 2009 NFL Draft.

### PRO

The third-year cornerback enters his second season in Detroit after arriving via trade at the end of the 2010 preseason. He emerged as one of the Lions' defensive playmakers while leading the team with 5 interceptions, one in which he returned 42 yards for a touchdown vs. St. Louis (10/10).

- Posted 11 tackles (7 solo) and three pass defenses on defense. Also returned the second-most punts (10) among Broncos in 2009 and added 3 special-teams stops.
- Excelled on special teams at Wake Forest, blocking five punts during his collegiate career while also returning punts and kickoffs.
- Selected by the Broncos in the second round (37th overall) of the 2009 NFL Draft.

Since the 16-game schedule was first played in 1978, Smith recorded the second-most interceptions (5) for the Lions through the season's first eight games. He became the first Lions player to register 5 interceptions in the first eight games of the season since S Kurt Schulz (6) in 2000.

**2010:** Moved into the team's starting lineup at RCB in Week 5 and pulled in a team-high 5 interceptions, along with 39 tackles (30 solo), 8 pass defenses, 1 forced fumble and 1 fumble recovery. Smith was the first player in the NFL in 2010 to record an interception in five different games.

- Recorded first career interception at Minnesota (9/23) with 0:54 remaining in the first half that set up a 33-yard field goal from Jason Hanson. Also added 3 solo tackles.

➤ At Green Bay (10/3), pulled in the second interception of his career, the season and for the second game in a row. Smith became the first Lions' defender to record interceptions in back-to-back games since CB Jamar Fletcher did so in 2006 (1 vs. Minnesota 12/10/06 and 1 at Green Bay 12/17/06).

➤ Recorded his third interception of the season in Lions 44-6 win vs. St. Louis (10/10), giving him a pick in three-straight games. The last Lions player with interceptions in three-straight games was CB Dré Bly when he did so in four-straight games in 2005 (at TB 10/2/05; vs. Baltimore 10/9/05; vs. Carolina 10/16/05 and at Cleveland 10/23/05).

➤ Smith registered his first career interception return for a touchdown when he picked off a pass in the fourth quarter and went 42-yards for the score.

➤ Recorded 5 tackles (5 solo), 1 tackle for loss and had 1 pass defense at the New York Giants (10/17).

➤ Interception of Donovan McNabb's pass in the fourth quarter, set up game-winning drive in win over Washington (10/31) 37-25. Added three tackles (3 solo) and a career-high two pass defenses in win. Became first Lions player to record four interceptions in a season since Dré Bly (6) in 2005.

➤ Picked off fifth pass of the season and had two pass defenses against the New York Jets (11/7). Added six tackles (5 solo).

➤ Smith became the first Lions defender to record 5 interceptions in a six-game span since CB Bryant Westbrook in 2000.

➤ Recorded four tackles (2 solo) at Buffalo (11/14).

➤ Forced one fumble and recorded three tackles (3 solo) at Dallas (11/21).

➤ Placed on Reserve/Injured Dec. 8, 2010.

### COLLEGE

Played 51 career games (40 starts) at Wake Forest University, totaling 189 tackles (153 solo), 9.0 sacks (59 yards), an Atlantic Coast Conference-record 21 interceptions (254 yds.) and 61 pass defenses. Also posted 5 career blocked punts. Finished his career ranked 10th in NCAA history (all levels) with 21 interceptions.

➤ Started all 13 games as a senior for Wake Forest, totaling 37 tackles (28 solo), 7 interceptions (33 yards), 20 pass defenses and 2 forced fumbles. Tied for first in the nation in both interceptions (7) and pass breakups (20).

➤ Twice earned first-team All-Atlantic Coast Conference honors at Wake Forest University, where he totaled 21 career interceptions that ranked 10th in NCAA history (all levels) and represented a conference record.

➤ Led the nation with 15 interceptions during his final two years at Wake Forest, recording seven interceptions as a senior in 2008 that tied for the most in the country after sharing the national lead with a school-record eight interceptions as a junior in 2007.

➤ Received numerous All-America honors and was one of five finalists for the Bronko Nagurski Award (nation's best defensive player) as a senior in 2008.

### PERSONAL

Smith played quarterback and defensive back at Pahokee High School in Pahokee, Fla., finishing his prep career as the runner-up for the state Player of the Year award as a senior after leading the Blue Devils to a 13-1 record and the Class 2B state championship.

➤ Earned first-team all-state honors as a senior cornerback, totaling 27 tackles, 4 interceptions and a sack.

➤ Threw for 2,400 yards and 32 touchdowns while also rushing for 640 yards and six scores as a senior.

➤ Played in the Palm Beach All-Star Game.

➤ Lettered in basketball.

➤ Is a graduate of the National Football Foundation's Play It Smart program.

➤ Majored in history at Wake Forest.

➤ Son of Sharon Smith and Alphonso Smith Sr.

### SMITH'S SINGLE-GAME BESTS

Tackles:	5 (twice) Last vs. STL 10/10/10
Interceptions:	1 (4 times) Last vs. WAS 10/31/10
Interception Return Yards:	42 vs. STL 10/10/10
Interception Return Long:	42 vs. STL 10/10/10
Interception Return Touchdown:	1 vs. STL 10/10/10
Pass Defenses:	2 vs. WAS 10/31/10
Special Teams Tackles:	1 (3 times) Last at PHI 12/27/09

### SMITH'S CAREER STATISTICS

Year	Tm	G	S	TT	ST	AT	Sk	Yds	Int	Yds	TD	PD	FF	FR	Yds	TD	STT
2009	Den	15	0	11	7	4	0	0	0	0	0	3	0	0	0	0	3
2010	Det	12	9	39	30	9	0	0	5	48	1	8	1	1	0	0	0
<b>Totals</b>		<b>27</b>	<b>9</b>	<b>50</b>	<b>37</b>	<b>13</b>	<b>0</b>	<b>0</b>	<b>5</b>	<b>48</b>	<b>1</b>	<b>11</b>	<b>1</b>	<b>1</b>	<b>0</b>	<b>0</b>	<b>3</b>

Date	Opp	G	S	TT	ST	AT	Sk	Yds	Int	Yds	TD	PD	FF	FR	Yds	TD	STT
9/12	at Chi	1	0	2	0	0	0	0	0	0	0	0	0	0	0	0	0
9/19	PHI	1	0	3	1	2	0	0	0	0	0	0	0	0	0	0	0
9/26	at Min	1	1	3	3	0	0	0	1	0	1	0	0	0	0	0	0
10/3	at GB	1	0	3	2	1	0	0	1	0	1	0	0	0	0	0	0
10/10	STL	1	1	5	3	2	0	0	1	42	1	1	0	1	9	0	0
10/17	at NRG	1	1	5	5	0	0	0	0	0	1	0	0	0	0	0	0
10/31	WAS	1	1	3	3	0	0	0	1	4	2	0	0	0	0	0	0
11/7	NYJ	1	1	6	5	1	0	0	1	2	2	0	0	0	0	0	0
11/14	at Buf	1	1	4	2	2	0	0	0	0	0	0	0	0	0	0	0
11/21	at Dal	1	1	3	3	0	0	0	0	0	0	1	0	0	0	0	0
11/25	NE	1	1	0	0	0	0	0	0	0	0	0	0	0	0	0	0
12/5	Chi	1	2	1	1	0	0	0	0	0	0	0	0	0	0	0	0
12/12	GB	0	0	RESERVE/INJURED													
12/19	at TB	0	0	RESERVE/INJURED													
12/26	at Mia	0	0	RESERVE/INJURED													
1/2	Min	0	0	RESERVE/INJURED													
<b>Totals</b>		<b>12</b>	<b>9</b>	<b>39</b>	<b>30</b>	<b>9</b>	<b>0</b>	<b>0</b>	<b>5</b>	<b>48</b>	<b>1</b>	<b>8</b>	<b>1</b>	<b>1</b>	<b>0</b>	<b>0</b>	<b>0</b>



## AMARI SPIEVEY

Cornerback

Iowa

Ht: 5-11

Born: 4/15/88

Draft: '10, R3 (66)-Det

2nd Year

Wt: 195

Middletown, Conn.

42

Complete biographical information available on [Detroitlions.com](http://Detroitlions.com).

### TRANSACTIONS

- Selected by the Detroit Lions in the third round (66th overall) in the 2010 NFL Draft.

### PRO

Selected in the third round (66th overall) of the 2010 NFL Draft, Spivey made the transition from college cornerback to NFL safety and started nine games at strong safety. Brings ball skills and athleticism to the Lions' backfield.

- Saw action in all 16 games of the 2010 regular season with 9 starts. Finished with 46 tackles (33 solo), 2 interceptions (35 yards) and 5 special teams tackles.

2010: Served on special teams early in the season and was converted to safety at the end of training camp. Started eight of the last nine games of the season for the Lions at strong safety.

- Recorded a solo tackle on special teams in season opener at Chicago (9/12).
- Saw time vs. Philadelphia (9/19) on special teams and on defense.
- First career start (safety) vs. St. Louis (10/10). Started game off with heads up play as he leaped into air to recover a surprise onside kick from the Rams that gave the Lions possession to begin game at the Rams 41-yard line. Finished with 3 tackles (2 solo) and 1 special teams tackle.
- Made second start of season at strong safety against the New York Jets (11/7). Recorded five tackles (4 solo).
- Recorded six tackles (4 solo) at Buffalo (11/14) in his third start at strong safety.
- Started at safety and recorded four tackles (4 solo) at Dallas (11/21).
- Led team 10 tackles (8 solo), with one quarterback hit, against New England (11/25).
- Led team with 8 tackles (3 solo), with one tackle for loss against Chicago (12/5).
- Had first career interception against Green Bay (12/12) with a return of 26-yards. One pass defense and three tackles (3 solo).
- Did not play at Tampa Bay (12/19) due to injury that flared up during pre-game activities.
- Registered two tackles (1 solo) in return as starting strong safety at Miami (12/26).
- Recorded second interception of the season with a 9-yard return vs. Minnesota (1/2). Added three tackles (2 solo) and two pass defenses.

### COLLEGE

Spivey started every game that he played in (26) at Iowa, recording 124 tackles (86 solos) with two stops for losses totaling four yards, as he forced one fumble, had fourteen pass deflections and picked off six passes for 127 yards in returns (21.1 avg). Added five kickoff returns for 80 yards (16.0 avg) and had four punt returns for seven yards (1.7 avg).

- All-American third-team pick by College Football Insiders in 2009, earning honorable mention from Pro Football Weekly, All-Big Ten Conference first-team selection by The NFL Draft Report and the league's coaches, earning second-team honors from the media. Started all 13 games at right cornerback, recording 56 tackles (42 solos) with a stop for a 3-yard loss. Deflected eight passes and intercepted two others. Gained 73 yards on four kickoff returns (18.25 avg) and seven yards on four punt returns.
- Also performed on the punt coverage unit, registering five solo stops.
- As a sophomore in 2008 was an All-American selection by College Football News. Earned All-Big Ten Conference second-team honors from the league's coaches. Returned to Iowa and claimed the right cornerback position, ranking third on the team with 68 tackles (44 solos), as he had one stop behind the line of scrimmage, a pressure and a forced fumble. Deflected six passes and intercepted four others for 127 yards in returns, including a touchdown.
- In 2007, attended Iowa Central (Dodge City, Ia.) Community College, named first team All-American—just fifth in school's history. Started 10 games at right cornerback, gaining 242 yards with two touchdowns on seven interceptions. Returned two kickoffs for scores and blocked four punts. Recorded 55 tackles (43 solos) with nine pass deflections.

### PERSONAL

- Attended Xavier (Middletown, Ct.) High School, playing football for head coach Sean Marinar. Named the Connecticut Player of the Year and was a two-time All-State selection by both the New Haven Register and Hartford Courant. Led the team to the state championship as a senior and closed out his career as the school's all-time leading rusher, amassing 3,606 yards and 50 touch-downs. Also scored eight touchdowns on 53 receptions for 858 yards.
- The tailback and defensive back recorded 87 tackles and 16 interceptions, including two returned for touchdowns during his career.
- Also returned three punts and two kickoffs for touchdowns at Xavier.


- During the team's championship season, he produced seven interceptions and 24 tackles, and rushed for 1,642 yards and 26 touchdowns as a tailback, leading the squad to an undefeated season.
- Son of Romonda Spivey. Born Amari Spivey on Apr. 15, 1988.

### SPIEVEY'S SINGLE-GAME BESTS

Tackles: ..... 10 vs. NE 11/25/10  
Special Teams Tackles: ..... 1 (five times) last vs. CHI 12/5/10  
Interceptions: ..... 1 (twice) last vs. Min 1/2/11

### SPIEVEY'S CAREER STATISTICS

Year	Tm	G	S	TT	ST	AT	Sk	Yds	Int	Yds	TD	PD	FF	FR	Yds	TD	STT
2010	Det	16	9	46	33	13	0	0	2	35	0	3	0	0	0	0	5
Totals		16	9	46	33	13	0	0	2	35	0	3	0	0	0	0	5
2010 (Det)																	
Date	Opp	G	S	TT	ST	AT	Sk	Yds	Int	Yds	TD	PD	FF	FR	Yds	TD	STT
9/12	at Chi	1	0	0	0	0	0	0	0	0	0	0	0	0	0	0	0
9/19	PHI	1	0	0	0	0	0	0	0	0	0	0	0	0	0	0	0
9/26	at Min	1	0	0	0	0	0	0	0	0	0	0	0	0	0	0	0
10/3	at GB	1	0	0	0	0	0	0	0	0	0	0	0	0	0	0	1
10/10	STL	1	1	3	2	1	0	0	0	0	0	0	0	0	0	0	1
10/17	at NYG	1	0	0	0	0	0	0	0	0	0	0	0	0	0	0	1
10/31	WAS	1	0	2	2	0	0	0	0	0	0	0	0	0	0	0	0
11/7	NYJ	1	1	5	4	1	0	0	0	0	0	0	0	0	0	0	0
11/14	at Buf	1	1	6	4	2	0	0	0	0	0	0	0	0	0	0	0
11/21	at Dal	1	1	4	4	0	0	0	0	0	0	0	0	0	0	0	0
11/25	NE	1	1	10	8	2	0	0	0	0	0	0	0	0	0	0	0
12/5	CHI	1	1	8	3	5	0	0	0	0	0	0	0	0	0	0	1
12/12	GB	1	1	3	3	0	0	0	1	26	0	1	0	0	0	0	0
12/19	at TB	0	0	0	0	0	0	0	0	0	0	0	0	0	0	0	0
12/26	at Mia	1	2	1	1	1	0	0	0	0	0	0	0	0	0	0	0
1/2	Min	1	1	3	2	1	0	0	1	9	0	2	0	0	0	0	0
Totals		16	9	46	33	13	0	0	2	35	0	3	0	0	0	0	5



# MATTHEW STAFFORD

**Quarterback**
**Georgia**
**Ht: 6-3**
**Born: 2/7/88**
**Draft: '09, R1 (1)-Det**
**3rd Year**
**Wt: 232**
**Highland Park, Texas**
**9**

Complete biographical information available on [Detroitlions.com](http://Detroitlions.com).

## MANE FACTS

- During the Lions' dramatic 38-37 last second, come-from-behind win against Cleveland at Ford Field when he set an NFL rookie passing records for yards (422) and tied a record for touchdowns (five), Stafford was mic'd up by NFL Films for that memorable win. Stafford suffered a shoulder injury on the last timed play of regulation. Following a pass interference penalty in the endzone and a Browns timeout, Stafford forced himself back on the field for one more throw that resulted in the game winning touchdowns to TE Brandon Pettigrew. As published in the Detroit Free Press: *NFL Films president Steve Sabol said Stafford "earned a lasting place in the cinematic folklore of the NFL." Stafford was wired for sound when he suffered an AC joint separation, came back and threw the winning touchdown with no time left against the Browns. Sabol called it "the most dramatic player wiring ever" -- and NFL Films has wired more than 350 players since 1965.*
- Was named NFC Offensive Player of the Week and was voted Rookie of the Week for Week 11 of the 2009 season.
- Attended Highland Park High School in Dallas, Texas, the same high school that Lions Hall of Famers QB Bobby Layne and RB Doak Walker attended. Layne and Walker led the Lions to NFL Championships in 1952 and 1953. Layne also led the team to the 1957 NFL Championship.
- While growing up in Texas, he was fan of the Dallas Cowboys.
- After his football career, he would like to either coach or work in broadcasting and then one way or the other play a lot of golf.
- Among his favorite TV shows are: *Entourage* and *Eastbound and Down*; favorite movies: *Blood Diamond* and *Gladiator*; favorite actor/entertainer: Will Ferrell.

## TRANSACTIONS

- Placed on Reserve/Injured by the Lions Dec. 24, 2010.
- Placed on Reserve/Injured by the Lions Dec. 26, 2009.
- Drafted by the Detroit Lions in the first round (1st overall) of the 2009 NFL Draft.

## PRO

As the Lions starting signal caller, Stafford combines great arm strength and accuracy with exceptional ability to read opponent's defenses to lead the team's offense.

- Rookie campaign was highlighted by his 13 touchdowns passes (Lions rookie passing record) and his gritty performance against Cleveland when he threw for an NFL record 422 yards and tied a league single-game rookie record with five touchdown passes.
- Selected by the Lions with the first overall pick in the 2009 NFL Draft and was named the team's starting quarterback to start the regular season. He was the youngest player to start the regular season at quarterback since Drew Bledsoe in 1993.
- 2010:** Team's second-year starting quarterback who was named an offensive team captain.
- Started and played the first two quarters of the season opener at Chicago (9/12) before getting hit near the end of the half, forcing him out of the game with a shoulder injury. Finished with 11 of 15 completions for 83 yards.
- Inactive vs. Philadelphia (9/19), at Minnesota (9/26), at Green Bay (10/3) and vs. St. Louis (10/10) due to a shoulder injury suffered in season opener.
- Listed as third quarterback at the New York Giants (10/17).
- Returned as starting quarterback in 37-25 win against Washington (10/31) after missing previous five games due to shoulder injury. Threw four touchdown passes, including game-winning touchdown to Calvin Johnson with 3:12 to take 28-25 lead. Threw for 212 yards on 25 completions, and finished with a 90.2 passer rating. It marked Stafford's second career fourth-quarter come-from-behind win.
- His 4 touchdown passes are the second-highest single game tally of his career. He joins QB Bobby Layne (4), QB Gary Danielson (2), QB Eric Hipple (2) and QB Scott Mitchell (2) as the only passers in team history with at least two games of 4 touchdown passes, and Stafford is the first player in team history to do it twice in his first two years with the club.
- Stafford became the first Lions' quarterback to throw four touchdowns in a game which all four touchdowns gave the Lions the lead.
- In the second half vs. the Redskins, Stafford was 18-of-27 (66.7 pct) for 140 yards and threw for 3 touchdowns. His quarterback rating was 116.3, the highest tally in a second half of a game during his career.
- Completed 20-of-36 passes for 240 yards and threw for two touchdowns vs. the New York Jets, and he finished with a passer rating of 94.7. With a 90.2 passer rating vs. Washington (10/31), it marked the first time in his two-year career he has registered passer ratings of 90.0 in back-to-back games. Also ran for third career rushing touchdown. Left

- game in fourth quarter due to shoulder injury.
- Inactive (right shoulder) at Buffalo (11/14), at Dallas (11/21), against New England (11/25), against Chicago (12/5), against Green Bay (12/12) and at Tampa Bay (12/19).
- Placed on Reserve/Injured Dec. 24, 2010 due to right shoulder injury.

## COLLEGE

Stafford closed out his three-year career at Georgia ranking third on the school's all-time record list for yards passing (7,731), pass attempts (987), completed passes (564), touchdown passes (51), touchdowns responsible for (57), and yards in total offense (7,944). In 34 starting assignments, he compiled a 27-7 record (.794).

- Stafford enjoyed his most successful collegiate season in 2008 starting in all 13 games and completed 235-of-383 passes (both fourth on the school season-record list) for 3,459 yards (second-best season total by a Bulldog passer), compiling a 61.36 pass completion percentage. He also set the Bulldog season-record with 25 touchdown tosses and 10 interceptions and averaged 9.03 yards per pass attempt, the third-best season total in Georgia history. His passing efficiency rating of 153.54 is the second-best annual mark in school annals. Also ran for 40 yards and a score on 55 carries (0.7 avg).
- On 423 plays, he amassed a school season-record 3,499 yards in total offense (269.15 yards per game), along with being responsible for 26 touchdowns (third on the Georgia season-record list).
- Capital One Bowl MVP. Earned All-Southeastern Conference second-team honors from the league's coaches and Associated Press.
- Earned the team's Vince Dooley Most Valuable Player of the Year Award and received SEC Academic Honor Roll distinction for the fall semester.
- Stafford started every game, in 2007 as a sophomore compiling an 11-2 record. Completed 194-of-348 passes (55.75%) for 2,523 yards, 19 touchdowns and 10 interceptions. Carried 39 times for losses totaling 18 yards, but also scored twice on the ground. Averaged 192.69 yards per game on 387 total plays for 2,505 yards.
- The recipient of the Dr. and Mrs. Howard Williams, II, Football Scholarship.
- The team ranked 74th in the nation with an average of 375.62 yards per game, but Stafford proved to be an opportunist, as the Bulldogs placed 34th in scoring (32.62 points per game).
- The quarterback boasted a 7-1 record in the eight games that he threw for at least 200 yards.
- In 2006, became the first quarterback to start for Georgia right out of high school (graduated from high school early and enrolled at UGA in Jan.) since Eriz Zeier in 1991. Completed 135-of-256 passes (52.73%) for 1,749 yards, as he had seven touchdowns and 13 interceptions. Scored three times and gained 191 yards on 47 carries (4.1 avg). Participated in 303 plays, compiling 1,940 yards in total offense (149.23 yards per game).
- Appeared in 13 games, compiling a 6-2 record after taking over as the team's starter in the final eight contests.
- Selected to the Freshman All-SEC team by the league's coaches, twice earning SEC Freshman of the Week honors.
- Recipient of the Dr. and Mrs. Howard Williams, ILL, Football Scholarship.
- Named the team's Offensive Newcomer of the Year.

## PERSONAL

Attended Highland Park (Dallas, Tex.) High School, playing football for head coach Randy Allen. Parade, Super Prep and USA Today All-American selection.

- Rated as the best prep passer in the country by Rivals.com and ranked second nationally by both Scout.com and ESPN.
- Added Prep Star Top 100 honors, as that recruiting service ranked him third in the country at his position.
- Three-time All-State selection, adding Gatorade Player of the Year, EA Sports National Player of the Year and Dallas Morning News Area Offensive Player of the Year accolades as a senior.
- Received a five-star prospect rating from both Scout.com and Rivals.com. Chosen Class AAAA Player of the Year by Dave Campbell's Texas Football. Named Class AAAA "Mr. Texas Football" from TexasFootball.com.
- As a senior, Stafford threw for 4,018 yards on 209 of 322 passing and 38 touchdowns, as he led his team to the Class AAAA championship, its first title since 1957. Also rushed for 212 yards and eight touchdowns on 42 carries.
- In the first round of the 2005 state playoffs, he rallied his team from a 17-0 deficit to win 38-31 with 411 yards passing and four touchdowns.
- Named the Most Outstanding Player of the Tom Landry Classic.
- Student Sports All-American and All-District choice after his final season.
- Upon graduation, he was invited to play in the U.S. Army All-American



- Game and to the EA Sports Elite 11 Camp for the nation's top quarterbacks.
- During his junior year, Stafford threw for 1,748 yards and 18 touchdowns, as he was named to the Rivals.com Junior All-American Team.
  - As a sophomore, he had 2,945 yards and 36 touchdown passes.
  - Born John Matthew Stafford on February 7, 1988.
  - Sister, Page, is a student at the University of Georgia.

## STAFFORD'S SINGLE-GAME BESTS

Passing Attempts:	51 at Min 11/15/09
Passing Completions:	29 at Min 11/15/09
Passing Yards:	422 vs. Cle 11/22/09
Completion Percentage:	66.7 at Chi 10/4/09
Pass Touchdowns:	5 vs. Cle 11/22/09
Interceptions:	5 at Sea 11/8/09
Passing Rating:	112.7 vs. Cle 11/22/09
Rush Attempts:	4, at Min 11/15/09
Rush Yards:	28 at Min 11/15/09
Rush Touchdown:	1 (three times) Last vs.NYJ 11/7/10

## STAFFORD'S CAREER STATISTICS

		PASSING													RUSHING				
Year	Tm	G	S	W-L	Att	Cmp	Yds	Pct	Lg	TD	Int	Sk	Yds	Rtg	Att	Yds	Avg	Lg	TD
2009	Det	10	10	2-8	377	201	2267	53.3	75	13	20	24	169	61.0	20	108	5.4	21	2
2010	Det	3	3	1-2	96	57	535	59.4	36	6	1	4	36	91.3	4	11	2.8	9	1
Totals		13	13	3-10	473	258	2802	54.5	75	19	21	28	205	67.1	24	119	5.0	21	3
		PASSING													RUSHING				
Date	Opp	G	S	W-L	Att	Cmp	Yds	Pct	Lg	TD	Int	Sk	Yds	Rtg	Att	Yds	Avg	Lg	TD
9/12	at Chi	1	1	0-1	15	11	83	73.3	19	0	0	1	14	86.3	0	0	0	0	0
9/19	PHI	0	0	0-0	INACTIVE/INJURED														
9/26	at Min	0	0	0-0	INACTIVE/INJURED														
10/3	at GB	0	0	0-0	INACTIVE/INJURED														
10/10	STL	0	0	0-0	INACTIVE/INJURED														
10/17	at NYG	0	0	0-0	INACTIVE/INJURED														
10/31	WAS	1	1	1-0	45	26	212	57.8	25	4	1	1	10	90.2	0	0	0	0	0
11/7	NYJ	1	1	0-1	36	20	240	55.6	36	2	0	2	12	94.7	4	11	2.8	9	1
11/14	at Buf	0	0	0-0	INACTIVE/INJURED														
11/21	at Dal	0	0	0-0	INACTIVE/INJURED														
11/25	NE	0	0	0-0	INACTIVE/INJURED														
12/5	CHI	0	0	0-0	INACTIVE/INJURED														
12/12	GB	0	0	0-0	INACTIVE/INJURED														
12/19	at TB	0	0	0-0	INACTIVE/INJURED														
12/26	at Mia	0	0	0-0	INACTIVE/INJURED														
1/2	MIN	0	0	0-0	RESERVE/INJURED														
Totals		3	3	1-2	96	57	535	59.4	36	6	1	4	36	91.3	4	11	2.8	9	1



## DREW STANTON

**Quarterback**  
**Michigan State**

**Ht: 6-3**

**Born: 5/7/84**

**Draft: '07, R2 (43)-Det**

**5th Year**

**Wt: 230**

**Farmington Hills, Mich.**

5

Complete biographical information available on [Detroitlions.com](http://Detroitlions.com).

### MANE FACTS

- High Five, the Drew Stanton Foundation ([high5foundation.org](http://high5foundation.org)), is dedicated to working with and helping with the financial support of Special Olympics ([SOHL.org](http://SOHL.org)) and Children's Miracle Network ([childrensmiracletnetwork.org](http://childrensmiracletnetwork.org)). Its mission is to improve the quality of life for all people with varying disabilities through raising public awareness and inspiring individuals toward achieving personal goals which at one time seemed unattainable.
- Detroit Lions 2010 and 2009 Robert Porcher Man of the Year.
- Has attended Lions Courage House Dinner to help benefit HAVEN, Oakland County's premier center for the prevention and treatment of domestic violence, sexual assault and child abuse.
- Regular participant in the annual Detroit Lions Invitational golf outing and Tony Filippis Memorial Bocce Ball Tournament that raises more than \$100,000 for Detroit Lions Charities.
- Teamed up with former Harrison High grad Mill Coleman for a passing and receiving camp, called the C & S Air Assault QBR Academy.
- Growing up in Michigan, Stanton has always been a Lions' fan especially a fan of Barry Sanders, Herman Moore and Scott Mitchell.
- Stanton wears a long wrist band on his left elbow and goes around five times with tape on his right wrist for each one of his family members.
- Collects wine and has a wine cellar in his basement.
- Wants to coach college football after playing career.

### TRANSACTIONS

- Placed on Reserve/Injured list by the Lions Aug. 3, 2007.
- Drafted by the Detroit Lions in the second round (43rd overall) of the 2007 NFL Draft.

### PRO

- One of the team's backup up quarterbacks who continues to progress in his development. Passer whose mobility adds dimension to abilities at quarterback.
- Has appeared in 12 games (four starts) during his career, and has completed 104-of-187 passes for 1,158 yards. Has also rushed 30 times for 166 yards and two touchdowns.
- Stanton saw his first game action during the regular season in 2008. He threw a touchdown pass on his first career pass attempt while being featured in a goal-line package.
- After being drafted by Detroit in the second round (43rd overall) of the 2007 NFL Draft, Stanton's rookie season ended before it really began as he was placed on Reserve/Injured after undergoing arthroscopic knee surgery during training camp.
- 2010: Served as the team's third QB. Completed 69-of-119 passes (58.0 pct.) for 780 yards with 5 TDs. Started three games and was 2-1 as a starter.
- Came into the game at quarterback after QB Shaun Hill suffered a broken forearm at the New York Giants (10/17). Threw for 222 yards and 1 TD, 87-yard TD pass to Calvin Johnson was career long, and longest play from scrimmage for the Lions. Also established career highs in attempts (34), completions (19), yards (222), rushing yards (30) and longest rush (20).
- Saw action in the fourth quarter vs. the New York Jets (11/7) subbing for QB Matthew Stafford who left game with shoulder injury.
- Made second career start against Chicago (12/5). Threw for 178 yards and was 16-of-24 passing. Tossed one TD to Calvin Johnson (46 yards), and rushed for another. Registered a career-high passing rating of 102.4.
- Stanton registered a 102.4 passer rating vs. Chicago (12/5) in his second start with the club. Stanton is the first quarterback to record a passer rating of 102.0 in their first or second start with the team since QB Gus Frerotte (110.5) did it in his first start at Arizona Nov. 14, 1999. Stanton joins Frerotte, QB Eric Hipple (first start: 140.4 in vs. Chi 10/19/81), QB Bill Munson (128.4 in Chi 9/22/68; second start: 107.5 at GB 9/29/68), QB Milt Plum (first start: 128.6 vs. Pit 9/16/62; second start: vs. SF 153.8 9/23/62) and QB Tobin Rote (134.8 at SF 11/3/57) and the only Lions passers since 1950 to accumulate a 102.0 passer rating in the first or second start with the team.
- Threw game winning 13-yard TD pass to TE Will Heller vs. Green Bay (12/12) in fourth quarter. Was 10-of-22 passing and rushed for 44 yards (4 att.), including a long of 17.
- Career high of 37 pass attempts, 23 completions and 252 passing yards, and tied career high one passing TD in OT win at Tampa Bay (12/19). It was his second career win, second career game-winning fourth quarter comeback and the second in consecutive weeks. 91.3 passer rating vs. Buccaneers was second-highest total among his career starts and second in three games that he tallied passing rating over 90.0.
- Led scoring drives at Tampa Bay in the final minute of the first half, regulation and in overtime.
- Engineered game-tying 58-yard drive with 1:39 left to play with no

timeouts that culminated in a 28-yard field goal that notched the score at 20-20. All 58 yards on the drive occurred via pass.

- Back-up quarterback at Miami (12/26) and against Minnesota (1/2).

### COLLEGE

- Ranks second in school history with 543 of 846 passes for 6,524 yards, fifth with 42 touchdowns and ninth with 28 interceptions. He carried 332 times for 1,512 yards (4.6 avg) and 15 scores. His 1,512 yards are the second-most ever by a Spartans quarterback. Gained 8,036 yards in total offense, ranking second on MSU all-time record list. His athletic ability was used as a freshman on special teams units, where he appeared in 13 games on cover units, garnering 13 tackles.
- Stanton started the first 11 games for the Spartans, completing 164 of 269 throws for 1,807 yards and 12 touchdowns as a senior.
- Earned All-Big Ten honorable mention from the league's media as a junior. Started every game, ranking eighth in the nation in total offense (310.5 ppg), 10th in passing efficiency (153.4), 11th in points responsible for (15.64 ppg) and 13th in passing yardage per game (279.73).
- In 2004, named honorable mention All-Big Ten selection. Presented the Governor's Award as the team's Most Valuable Player.
- Academic All-Big Ten choice as a redshirt freshman. Appeared in 13 games on special teams, Saw limited action in four games.

### PERSONAL

- Attended Harrison (Farmington Hills, Mich.) High School, playing football for Head Coach John Herrington, former Lions High School Coach of the Year.
- Earned Super Prep, Prep Star and Max Effinger All-American honors as a senior. Named to Detroit News and Detroit Free Press Dream teams.
- The two-year starter completed 234 of 357 career passes (65.5%) for 5,293 yards and 58 touchdowns and only nine interceptions while leading Harrison High to back-to-back state titles in 2000-01.
- Connected on 132 of 196 throws (67.3%) for 2,822 yards and 31 touchdowns as a senior, as his passing yards and scoring tosses mark the fifth-best single-season totals in state history.
- Accounted for 259 total yards and three TDs in the 2001 state Division 3 championship game vs. Fruitport as Harrison capped off its perfect season (14-0) with a 28-6 victory.
- During junior year, he threw for 163 yards and two TDs and ran for another TD in a 42-0 win over East Lansing in 2000 state championship game.
- Also lettered in baseball as a shortstop/pitcher, batting .561 as a junior, including three homers and four triples.
- Kinesiology major at MSU, earning Academic All-American honors in 2005 and named to Academic All-Big Ten Conference squad three times.

### STANTON'S SINGLE-GAME BESTS

Passing Attempts:	34 at NYG 10/17/10
Passing Completions:	19 at NYG 10/17/10
Passing Yards:	222 at NYG 10/17/10
Completion Percentage:	70.0 vs. Jax 10/9/08
Long Pass:	87 at NYG 10/17/10
Passing Touchdowns:	1 (twice) Last at NYG 10/17/10
Passing Rating:	102.4 vs. Chi 12/5/10
Rushing Attempts:	6 at SF 12/27/08
Rushing Yards:	30 at NYG 10/17/10
Long Rush:	20 at NYG 10/17/10
Rushing Touchdown:	1 (twice) Last vs. Chi 12/5/10

### STANTON'S CAREER STATISTICS

Date	Tm	G	S	W-L	PASSING				RUSHING									
					Att	Cmp	Yds	Pct	Lg	TD	Int	Sk	Y	Rtg	Att	Yds	Avg	Lg
2007	DET	0	0	0-0	0	0	0	0	0	0	0	0	0	0	0	0	0	0
2008	DET	3	0	0-0	17	9	119	52.9	41	1	0	6	35	95.0	43	20	6.6	15
2009	DET	4	1	0-1	51	26	259	51.0	30	6	5	27	26.1	9	33	37	11	1
2010	DET	6	3	2-1	119	69	880	58.7	4	3	6	42	78.4	10	118	63	6.3	20
Totals	DET	12	4	2-2	187	104	1158	55.6	87.5	9	17	104	63.1	30	166	5.5	20	1
PASSING																		
Date	Opp	G	S	W-L	Att	Cmp	Yds	Pct	Lg	TD	Int	Sk	Y	Rtg	Att	Yds	Avg	Lg
9/12	at Chi	0	0	0-0	0	0	0	0	0	0	0	0	0	0	0	0	0	0
9/19	PHI	0	0	0-0	0	0	0	0	0	0	0	0	0	0	0	0	0	0
9/26	at Min	0	0	0-0	0	0	0	0	0	0	0	0	0	0	0	0	0	0
10/3	at GB	0	0	0-0	0	0	0	0	0	0	0	0	0	0	0	0	0	0
10/10	STL	1	0	0-0	1	1	11	100.0	11	0	0	0	0	112.5	3	-1.0	-1.0	0
10/17	at NYG	1	0	0-0	34	19	222	55.9	87	1	2	11	73.4	3	30	10.0	10	0
10/31	WAS	0	0	0-0	0	0	0	0	0	0	0	0	0	0	0	0	0	0
11/7	NYJ	1	0	0-0	1	0	0	0	0	0	0	0	0	39.6	1	6	6.0	6
11/14	at Buf	0	0	0-0	0	0	0	0	0	0	0	0	0	0	0	0	0	0
11/21	at Dal	0	0	0-0	0	0	0	0	0	0	0	0	0	0	0	0	0	0
11/25	NE	0	0	0-0	0	0	0	0	0	0	0	0	0	0	0	0	0	0
12/5	CHI	1	1	0-1	24	16	178	66.7	46	1	2	10	102.4	5	12	2.4	6	1
12/12	GB	1	1	0-1	22	10	117	45.5	44	1	2	21	39.4	4	44	11.6	17	0
12/19	at TB	1	1	1-0	37	23	252	62.2	30	1	0	0	91.3	2	24	12.0	15	0
12/26	at Mia	0	0	0-0	0	0	0	0	0	0	0	0	0	0	0	0	0	0
1/2	MIN	0	0	0-0	0	0	0	0	0	0	0	0	0	0	0	0	0	0
Totals		6	3	2-1	119	69	880	58.8	87.4	3	6	42	78.4	10	118	63.3	20	1





## MAURICE STOVALL

**Wide Receiver**

**Notre Dame**

**Ht: 6-5**

**Born: 02/21/85**

**Draft: '06, R3 (90)-TB**

**6th Year**

**Wt: 220**

**Radnor, Pa.**

**Acquired: '11, UFA-TB**

80

### TRANSACTIONS

- Signed as an unrestricted free agent by the Detroit Lions Aug. 2, 2011.
- Selected by the Tampa Bay Buccaneers in the third round (90th overall) of the 2006 NFL Draft.

### PRO

Has spent his whole career with the Tampa Bay Buccaneers and this is his sixth year in the league. He has played in 56 career games.

- Played in 56 games with 11 starts, with career totals of 51 receptions for 660 yards and 3 touchdowns
- Has rushed twice for 29 yards in addition to returning 2 kickoffs for 37 yards and recording 35 special teams tackles
- Ranked third on the Buccaneers with 366 receiving yards in 2009
- Ranked second on the Buccaneers with 18 special teams tackles in 2007
- Scored first career touchdown at Detroit (10/21/07)
- Made professional debut at New Orleans (10/8/06)
- 2010: Played in 12 games (1 start) for Tampa Bay. Caught 7 passes for 81 yards and 1 touchdown.
- Saw action at Carolina (9/19) and vs. St. Louis (10/24)
- Recorded one reception for two yards at Arizona (10/31)
- Finished with three receptions for 12 yards and 1 touchdown vs. Seattle (12/26)
- Made first start of the season at New Orleans (1/2).
- Recorded a season-long 38-yard reception in the New Orleans contest

### COLLEGE

Played in 46 games with 23 starts at Notre Dame, finishing his career third in Notre Dame history for touchdown receptions in a career with 18, and fourth in receiving yards with 2,195.

- Ended career ranked fourth in Irish history for receptions in a career with 130.
- His 11 touchdowns as a senior ranked tied for second on Irish single-season receiving touchdowns list.
- Majored in sociology and computer applications

### PERSONAL

- Caught 31 passes for 743 yards and 9 touchdowns as a senior in 2001 for the Philadelphia Catholic League Blue Division's championship team and returned 4 punts for touchdowns in 2001, and returned 5 of his 11 interceptions for touchdowns - with those 9 return touchdowns setting a city record.
- Visited the home of injured active-duty soldier Lt. Brian Brennan
- Visited Nativity Catholic School to speak to students on the importance of education
- A First-Team USA Today All-American as a senior at John Carroll (Radnor, PA) High School
- First football player to have his jersey retired at Archbishop Carroll

### PLAYERS'S SINGLE-GAME BESTS

Receptions:.....5 vs. Jax, 10/28/07  
 Receiving Yards:.....80 at Buf, 9/20/09  
 Receiving Touchdowns:.....1 (3 times) last vs. Sea, 12/26/10

### STOVALL'S CAREER STATISTICS

Year	Tm	G	S	RECEIVING					TD	RUSHING				
				Rec	Yds	Avg	Lg	TD		Att	Yds	Avg	Lg	TD
2006	TB	9	2	7	102	14.6	27	0	2	29	14.5	18	0	
2007	TB	15	1	10	86	8.6	13	1	0	0	-	-	0	
2008	TB	5	0	3	25	8.3	9	0	0	0	-	-	0	
2009	TB	15	7	24	366	15.3	38	1	0	0	-	-	0	
2010	TB	12	1	7	81	11.8	38	1	0	0	-	-	0	
<b>Totals</b>		<b>56</b>	<b>11</b>	<b>51</b>	<b>660</b>	<b>12.9</b>	<b>38</b>	<b>3</b>	<b>2</b>	<b>29</b>	<b>14.5</b>	<b>18</b>	<b>0</b>	
Date	Opp	G	S	RECEIVING					TD	RUSHING				
				Rec	Yds	Avg	Lg	TD		Att	Yds	Avg	Lg	TD
9/12	CLE	0	0	INACTIVE										
9/19	at CAR	1	0	-	-	-	-	0	0	0	-	-	0	
9/26	PIT	0	0	INACTIVE										
10/10	at CIN	0	0	INACTIVE										
10/17	NO	0	0	INACTIVE										
10/24	STL	1	0	0	0	-	-	0	0	0	-	-	0	
10/31	at ARI	1	0	1	2	2.0	2	0	0	0	-	-	0	
11/7	at ATL	1	0	0	-	-	-	0	0	0	-	-	0	
11/14	CAR	1	0	0	-	-	-	0	0	0	-	-	0	
11/21	at SF	1	0	1	22	22.0	22	0	0	0	-	-	0	
11/28	at BAL	1	0	0	0	-	-	0	0	0	-	-	0	
12/5	ATL	1	0	0	0	-	-	0	0	0	-	-	0	
12/12	at WAS	1	0	0	0	-	-	0	0	0	-	-	0	
12/19	DET	1	0	0	0	-	-	0	0	0	-	-	0	
12/26	SEA	1	0	3	12	4.0	10	1	0	0	-	-	0	
1/2	at NO	1	1	2	45	22.5	38	0	0	0	-	-	0	
<b>Totals</b>		<b>12</b>	<b>1</b>	<b>7</b>	<b>81</b>	<b>11.8</b>	<b>38</b>	<b>1</b>	<b>0</b>	<b>0</b>	<b>-</b>	<b>-</b>	<b>0</b>	



# NDAMUKONG SUH

**Defensive Tackle**
**Nebraska**
**Ht: 6-4**
**Born: 1/6/87**
**Draft: '10, R1 (2)-Det**
**2nd Year**
**Wt: 307**
**Portland, Ore.**
**90**

Complete biographical information available on [Detroitlions.com](http://Detroitlions.com).

## MANE FACTS

- **Pro Bowl: 2011.**
- Associated Press All-Pro: 2011.
- Named 2011 Associated Press Defensive Rookie of the Year

## TRANSACTIONS

- Drafted by the Detroit Lions in the first round (2nd overall) of the 2010 NFL Draft.

## PRO

Selected in the first round (2nd overall) in the 2010 NFL Draft. Suh brought aggressiveness and instinct to the Lions' front-four and is expected to be a dominant mainstay in the middle for years to come. Possesses great versatility to move around in a variety of defensive packages and formations.

- Named starter to 2011 Pro Bowl as a rookie. Became first Lions rookie to be named to the Pro Bowl since RB Barry Sanders was selected to the 1990 NFC Pro Bowl Squad. He also becomes the Lions first rookie defensive player to be named to the Pro Bowl since DE Al "Bubba" Baker in 1979.
- Among Lions defensive tackles, he is the sixth player at that position named to the Pro Bowl and the first ever to do so as a rookie. Suh is also the 10th rookie in team history named to the Pro Bowl and fourth Lions rookie defensive player.
- Associated Press Defensive Rookie of the Year. Suh became seventh rookie in team history to win an AP Rookie of the Year award, which is the most by any franchise since the AP began honoring Offensive and Defensive Rookie of the Year in 1967. Joins RB Mel Farr (1976), CB Lem Barney (1967), WR Earl McCullough (1968), DE Al "Bubba" Baker (1978), RB Billy Sims (1980) and RB Barry Sanders (1989) as Detroit Lions honored as AP Rookie of the Year.
- Third Lions' rookie to be named AP Defensive Rookie of the Year and the first since Baker in 1978.
- Since the AP Rookie of the Year Award was first established in 1967, Suh is only the sixth defensive tackle to win the honor and the first since Dolphins DT Tim Bowens in 1994.
- Named Rookie of the Year by the Sporting News and Pro Football Weekly/PFWA. Also named All-Pro by Sporting News and PFW/PFWA.
- Named to Associated Press All-Pro Team. He is the first rookie defensive tackle to be named to the Associated Press All-Pro Team since the recognition was designated by offense and defense in 1951 and he is the first rookie defensive lineman to be named AP All-Pro since Titans DE Jevon Kearse in 1999.
- Joined RB Doak Walker (1950), DE Al "Bubba" Baker (1978), K Eddie Murray (1980) and RB Barry Sanders (1989) as only Lions rookie named to AP All-Pro Team, with Suh and Baker as the only Lions defensive players.
- Became Lions first rookie since RB Barry Sanders in 1989 to be named AP All-Pro.
- 2010 NFL Alumni Defensive Linemen of the Year.

**2010:** Put together one of the most impressive rookie campaigns by a rookie defensive tackle in League history. Started all 16 games and recorded 66 tackles and a team-high 10.0 sacks. Also had 3 pass defenses, 1 interception, 1 fumble recovery (returned for a 17-yard touchdown) and a forced fumble.

- Led all rookies and defensive tackles with 10.0 sacks.
- Passed DE Tracy Scroggins (7.5 in 1992) for the most sacks by a rookie in a season since sacks became official in 1982.
- Suh's 10.0 sacks are the third-most by a Lions defensive tackle (since 1982) and he is just the third Lions defensive tackle to reach 10.0 in a season. The top two spots are held by DT Doug English (13.0 in 1983) and DT Henry Thomas (10.5 in 1995).
- Became only the second rookie defensive tackle (10.5 by 49ers Dana Stubblefield in 1993) to ever record 10.0 since sacks became official in 1982.
- 10.0 sacks on the year are the most by a Lions defensive player since DE James Hall has 11.5 in 2004.
- Only rookie in NFL with an interception and a fumble returned for a touchdown.
- Suh became the first Lions' rookie to record sacks in the first two games of the season since sacks became an official stat in 1982.
- Recorded a solo tackle and first career sack for a loss of one yard in season opener at Chicago (9/12). Also blew up 3rd-and-1 play at goal-line resulting in 1-yard loss in first quarter to force Bears into a field goal.
- Recorded a team-best 8 tackles (6 solo) and snagged his second sack of the season for a loss of 7 yards in the third quarter vs. Philadelphia (9/19).
- Tallied 3 solo stops at Minnesota (9/26).
- Third sack of the season came at Green Bay (10/3), and he also added 3 solo stops.

- Recorded his first career interception in Lions 44-6 win vs. St. Louis (10/10) when he tipped Rams QB Sam Bradford's pass at the line of scrimmage and plucked the ball out of the air in the fourth quarter. He then returned the interception 20 yards to set up a Lions field goal.
- Suh's interception against the Rams was the first interception by a Lions' rookie defensive lineman since DT Thurman McGraw intercepted a pass vs. the Los Angeles Rams Oct. 15, 1950. Suh is also the first rookie defensive tackle to register an interception since Falcons rookie DT Trey Lewis had one at Tennessee Oct. 7, 2007.
- Led the team with 1.5 sacks at the New York Giants (10/17). Also added three tackles (2 solo).
- Scored first career touchdown on fumble recovery (17 yards) against Washington (10/31) in the fourth quarter to season Lions' 37-25 victory. Recorded career-high 2.0 sacks, five tackles (4 solo) and became the first rookie to record 2 sacks in a game since DE Kalimba Edwards at Arizona Dec. 8, 2002. He is the first Lions rookie defensive tackle to record two sacks in a game since sacks became an official statistic in 1982.
- With the 17-yard fumble return for a touchdown, Suh became the first Lions rookie defensive lineman to return a fumble for a touchdown since Bob Bell (25 yards) at Green Bay Nov. 1, 1971.
- In the month of Oct., Suh finished with 14 tackles, 4.5 sacks (29.5 yards lost), 1 interception, 1 pass defense and a 17-yard fumble return for a touchdown. Suh's 4.5 sacks in Oct. are the most for the month by a Lions rookie since sacks became official in 1982. They are the fifth-most among all Lions' defensive players for Oct. and the second-most (DT Doug English in 1983) among Lions defensive tackles.
- With 4.5 sacks in Oct., Suh became the first rookie defensive tackle to record 4.5 sacks in Oct. since Jacksonville DT John Henderson had 5.0 in 2002. He also became the first defensive tackle in the NFL to collect 4.5 sacks during Oct. since Tampa Bay DT Warren Sapp had 5.0 in 2005.
- Three solo tackles against the New York Jets (11/7). Attempted first career PAT in third quarter (miss, hit right upright).
- Recorded three (1 solo), tackle of loss and quarterback hit at Buffalo (11/14).
- Led team with 8 tackles (5 solo), half a sack and one quarterback hit at Dallas (11/21). Moved his rookie sack total to 7.0 which is the second-highest tally by a Lions rookie defender since 1982.
- Recorded four tackles (3 solo), including two tackles for loss against New England (11/25). Added a sack for a loss of three yards.
- Added four tackles (3 solo) and had one pass defense against Chicago (12/5).
- Recorded three tackles (2 solo) against Green Bay (12/12).
- Tallied three tackles (2 solo), along with two quarterback hits at Tampa Bay (12/19).
- Recorded ninth sack of the season at Miami (12/26) for a loss of three. Added 5 tackles (5 solo), a forced fumble, quarterback hit, tackle for loss and had one pass defense. His 5 tackles moved his season total to 60, and he became the first Lions defensive tackle to record 60 tackles in a season since DT Shaun Rogers (68) in 2004.
- Recorded tenth sack of season against Minnesota (1/2). Added six tackles (4 solo) and one quarterback hit.

## COLLEGE

Started 39 of 53 games during his five-year career at Nebraska, recording 215 tackles (125 solos) with 24.0 quarterback sacks for minus 187 yards, 57.0 stops for losses of 252 yards and 39 pressures. Caused three fumbles and recovered another, intercepted four passes for 79 yards in returns that included two touchdowns and also recorded 15 pass defenses. Also added a two-yard touchdown pass and blocked six kicks. His 57 tackles behind the line of scrimmage rank second in school history behind Grant Wistrom (58.5, 1994-97). Those 57 stops for loss lead all active NCAA defensive tackles and rank second overall to defensive end George Selvie of South Florida (69, 2006-09).

- Suh's 54.0 stops behind the line of scrimmage in 2009 rank second on the school season-record list behind Jim Skow's 25.0 in 1985.
- His seven tackles for loss (five solo/two assisted) vs. Texas in the 2009 Big 12 Championship Game tied the Nebraska single-game record.
- Suh's 12.0 sacks in 2009 were the second-most ever by a Husker defensive tackle. His 10 pass defenses in 2009 set the school season-record for a defensive lineman and his 15 total pass break-ups are another Husker defensive lineman career-record.
- Holds the school game (two vs. Iowa State in 2009), season (three in 2009) and career (six) records for most kicks blocked by a down lineman.
- Set school season-record for a defensive tackle with two interceptions in 2008 and Husker lineman record by returning both to touchdowns.
- In 2009, named Unanimous All-American and All-Big 12 Conference first-team selection. Named the Associated Press College Player of the Year, CBS Sports.com National Defensive Player of the Year, Big 12 Conference Defensive Player of the Year/Defensive Lineman of the



# PLAYER PROFILES

Detroitlions.com  
Media.Detroitlions.com

Year and was a finalist for the Walter Camp National Player of the Year Award. Was one of five finalists for the Heisman Trophy and the first defensive lineman to be named a finalist for that trophy since Warren Sapp in 1994. 2009 Rotary Lombardi Award, Outland Trophy, Bronko Nagurski Trophy, Chuck Bednarik Award, Bill Willis Award and Guy Chamberlin Award winner. Lott Trophy finalist (one of four), earning Lott Trophy Impact Player of the Week vs. Missouri and Iowa State. Nebraska team MVP. Member of the Big Twelve Commissioner's Spring Academic Honor Roll and garnered Academic All-Big Twelve second-team recognition. Set numerous position, game, season and career records, as he became the first Husker defensive lineman to lead the team in tackles in consecutive seasons.

- Recorded a career-best 85 tackles (52 solos), as he also led the team with 12.0 sacks for minus 77 yards, 24.0 stops for losses of 93 yards and 26 pressures. Second on the team with 10 pass defenses, a season-record for down lineman.
- Set the Husker position record with two blocked kicks vs. Iowa State and with a total of three blocked kicks for the season. Also intercepted a pass, as his total of 11 passes defended were the most by any college down lineman for any season (no other defensive lineman ranked in the top 100 in the FBS).
- Against the run, Suh made 94 plays, holding the ball carriers to 20 yards, as he stopped runners at the line of scrimmage 20 times for no gain, in addition to his 24 tackles in the backfield, delivering 10 of those hits inside the red zone (three on goal-line snaps).
- All-American second-team selection in 2008 by The NFL Draft Report. Consensus All-Big Twelve Conference first-team choice. Named the team's co-Lifter of the Year and Defensive Most Valuable Player. Started all 13 games at nose tackle, becoming the first defensive tackle since 1973 to lead the team in tackles, as he totaled 76 hits (39 solos). Ranked eighth in the conference and led the team with 7.5 sacks for minus 67 yards and also paced the Huskers with 19.0 stops for losses totaling 85 yards. Nebraska's leader with 7.0 sacks. Caused a fumble and deflected three passes. Set school records for a defensive lineman with two interceptions, returning both for touchdowns totaling 79 yards. Blocked two kicks.
- Started 11 games at nose tackle in 2007, made all six of his stops behind the line of scrimmage in an early four-game stretch. Recorded 34 tackles (22 solos), included a 6-yard sack, four pressures, two pass deflections and a blocked kick.
- In 2006, Played in all 14 games as a backup at nose tackle and earned a start vs. Oklahoma. Named Freshman All-Big Twelve Conference by The Sporting News. Finished the year with 19 tackles (12 solos), 3.5 sacks for minus 37 yards, eight stops for losses of 45 yards and two pressures. Also caused one fumble and intercepted a pass. Saw time on special teams as a blocker on the place-kicking unit.
- One of a school-record 13 true freshmen to see action in 2005. Played in the first two games and had an assisted tackle vs. Wake Forest before missing the remainder of the season with a knee injury, receiving a medical red-shirt.

## PERSONAL

Attended Grant (Portland, Ore.) High School, playing football for head coach William Griffin. The two-way star earned Parade All-American honors and was voted the 2004 Portland Interscholastic League Defensive Player of the Year and the state Class 4A Defensive Player of the Year.

- As a senior, he recorded 65 tackles, including 10.0 sacks and recovered four fumbles. Also starred on the offensive line, helping the Generals to a 9-3 record and a berth in the state quarterfinals.
- Earned first-team All-League honors on both offense and defense, and in addition to his defensive accolades was a first-team All-State pick on offense by at least one media outlet.
- First-team All-Portland Interscholastic League pick on both offense and defense as a junior and was an honorable-mention All-State pick as a junior.
- Listed as the top prospect in the state of Oregon by Rivals.com and among the top ten defensive tackle prospects in the country.
- Played in the U.S. Army All-American Game, where he lined up on the offensive line. Also played basketball and was a track standout for Grant High, earning honorable-mention All-League honors in basketball as a junior and senior.
- In track Suh was the district shot put champion in 2004, and won the OSAA Class 4A shot put title in 2005 with a school record throw of 61-4. Thanks to his all-around athletic accomplishments, he was a finalist for the Portland Tribune's Athlete of the Year.
- Graduated in Dec., 2009 with a degree in Construction Management.
- Named to the 2009 Big 12 Conference Commissioner's Spring Academic Honor Roll.
- Volunteered with Nebraska's local hospital visits and also recently.
- Volunteered his time as a speaker at Pound Middle School.
- Suh's mother, Bernadette, is from Jamaica, while his father, Michael, hails from Cameroon. In the Ngema tribe in Cameroon, Ndamukong means "House of Spears."
- Born Jan. 6, 1987 and resides in Portland, Oregon.

## SUH'S SINGLE-GAME BESTS

Tackles: .....8 (twice) last at Dal 11/21/10  
Sacks: .....2 vs Was 10/31/10  
Interceptions: .....1 vs StL 10/10/10  
Interception Return Yards: .....20 vs StL 10/10/10  
Pass Defenses: .....1 (3 times) last at Mia 12/26/10

Fumble Recoveries: .....1 vs. Was 10/31/10  
Fumble Return Yards: .....17 vs. Was 10/31/10  
Fumble Return Touchdowns: .....1 vs. Was 10/31/10

## SUH'S CAREER STATISTICS

Year	Tm	G	S	TT	ST	AT	Sk	Yds	Int	Yds	TD	PD	FF	FR	Yds	TD	STT
2010	Det	16	16	66	50	16	10.0	47.5	1	20	0	3	1	1	17t	1	0
<b>Totals</b>		<b>16</b>	<b>16</b>	<b>66</b>	<b>50</b>	<b>16</b>	<b>10.0</b>	<b>47.5</b>	<b>1</b>	<b>20</b>	<b>0</b>	<b>3</b>	<b>1</b>	<b>1</b>	<b>17t</b>	<b>1</b>	<b>0</b>

Date	Opp	G	S	TT	ST	AT	Sk	Yds	Int	Yds	TD	PD	FF	FR	Yds	TD	STT
2010 (Det)																	
9/12	at Chi	1	1	1	1	0	1.0	1	0	0	0	0	0	0	0	0	0
9/19	PHI	1	1	8	6	2	1.0	7	0	0	0	0	0	0	0	0	0
9/26	at Min	1	1	4	4	0	0.0	0	0	0	0	0	0	0	0	0	0
10/3	at GB	1	1	3	3	0	1.0	5	0	0	0	0	0	0	0	0	0
10/10	STL	1	1	3	2	1	0.0	0	1	20	0	1	0	0	0	0	0
10/17	at WIG	1	1	3	2	1	1.5	7.5	0	0	0	0	0	0	0	0	0
10/31	WAS	1	1	5	4	1	2.0	17	0	0	0	0	0	1	17t	1	0
11/7	NVJ	1	1	3	3	0	0.0	0	0	0	0	0	0	0	0	0	0
11/14	at Buf	1	1	3	1	2	0.0	0	0	0	0	0	0	0	0	0	0
11/21	at Dal	1	1	8	5	3	0.5	4	0	0	0	0	0	0	0	0	0
11/25	NE	1	1	4	3	1	1.0	3	0	0	0	0	0	0	0	0	0
12/5	Chi	1	1	4	3	1	0.0	0	0	0	0	1	0	0	0	0	0
12/12	GB	1	1	3	2	1	0.0	0	0	0	0	0	0	0	0	0	0
12/19	at TB	1	1	3	2	1	0.0	0	0	0	0	0	0	0	0	0	0
12/26	at Mia	1	1	5	0	5	1.0	3	0	0	1	1	0	0	0	0	0
1/2	MIN	1	1	6	4	2	1.0	0	0	0	0	0	0	0	0	0	0
<b>Totals</b>		<b>16</b>	<b>16</b>	<b>66</b>	<b>50</b>	<b>16</b>	<b>10.0</b>	<b>47.5</b>	<b>1</b>	<b>20</b>	<b>0</b>	<b>3</b>	<b>1</b>	<b>1</b>	<b>17t</b>	<b>1</b>	<b>0</b>



# STEPHEN TULLOCH

**Linebacker**
**N.C. State**
**Ht: 5-11**
**Born: 1/1/85**
**Draft: '06, R4 (116)-Ten**
**6th Year**
**Wt: 240**
**Miami, Fla.**
**Acquired: '11, UFA-Ten**
**55**

*Complete biographical information available on [Detroitlions.com](http://Detroitlions.com).*

## MANE FACTS

- Born and raised in Miami, Fla., Tulloch has Jamaican heritage. His parents arrived in the United States as young adults from Jamaica before he was born. He is appreciative of his Jamaican ancestry and frequently enjoys his mother's native cuisine.
- Tulloch credits his mother, Mercedes, as his inspiration and reason for his success. As a single mom, she worked as a nurse to provide for him and two siblings.
- Older brother David Tulloch played defensive tackle at Florida State (1995-1998).
- Hosts annual free football camp in July for Miami area youth.
- List of favorites: (movie) "Green Mile"; (actor) Denzel Washington; (sports hero) Mike Singletary; (food) Jamaican; (car) Mercedes S550; and (vacation getaway) Jamaica.
- After completing his professional football career, Tulloch desires to develop a youth center to provide a healthy environment for children to grow, stay out of trouble and participate in extracurricular activities. He already has launched The Stephen Tulloch Foundation to benefit underprivileged children in Miami and has organized a bowling event and football camp through the foundation.

## TRANSACTIONS

- Signed with Detroit Aug. 1, 2011.
- Selected with Tennessee's second pick of the fourth round (116th overall) in the 2006 NFL Draft.

## PRO

Tulloch is an aggressive, downhill defender who possesses quick feet and fluid lateral movement. Has proved to be durable while participating in every game during his first five NFL seasons and was elected as Tennessee's defensive captain in 2010.

- In 2010, Tulloch led the Titans with a career-high 169 tackles, the fourth highest total for the franchise during the "Titans era" (1999-present).
- In 2009, his first full season as the team's starting middle linebacker, Tulloch led the team in tackles for the first time, setting a then-career high with 132 total stops.

- In 2008, he moved into the starting lineup during the season and finished second on the squad with 98 tackles.

**2010:** Started all 16 games at linebacker and led Tennessee for the second consecutive season with a career-best 169 tackles. Led or tied for the team lead in tackles eight times (vs. DEN, at DAL, at JAX, vs. PHI, at MIA, at HST, vs. JAX, vs. HST). Was voted a team captain for the 2010 season by his teammates.

- Against Pittsburgh (9/19), collected seven tackles, two tackles for losses and a pass defense. Batted down a pass intended for Heath Miller in the second quarter. Applied a blistering hit on Miller for a two-yard loss on a short pass in the flat during the fourth quarter.
- At N.Y. Giants (9/26), collected 13 tackles and deflected a pass intended for Kevin Boss in the fourth quarter.
- Led the team with 15 tackles and added his second career interception, at Dallas (10/10). Stopped Felix Jones for no gain on a critical third-and-eight pass play in the fourth quarter. Sealed the victory by intercepting a pass intended for Roy Williams late in the fourth quarter.
- At Jacksonville (10/18), led the team with 11 tackles and added a fumble recovery. Halted a potential Jaguars' scoring drive by recovering a Mercedes Lewis fumble at the Titans' 10-yard line late in the second quarter.
- Led the team with 14 tackles at Houston (11/28).
- Against Jacksonville (12/5), led the team and set a career high with 17 tackles and added a pass defense.
- At Indianapolis (1/2), totaled five tackles, a sack and a pass defense. Dropped Peyton Manning for a seven-yard sack in the first quarter, giving him 4.5 career sacks.

## COLLEGE


During three-year career at N.C. State, played in 35 games with 18 starts and recorded 290 tackles, 40 tackles for loss, seven sacks, one forced fumble, three fumbles recovered, four pass defenses and 20 quarterback pressures. His 40 career tackles for loss rank fourth in N.C. State history.

- As junior, named first-team All-ACC, honorable mention All-American by Sports Illustrated, MVP of 2005 Meineke Car Care Bowl and N.C. State's Defensive Award winner (for most tackles) while starting all 12 games. Posted career-highs in tackles (150, team-high), sacks (6), tackles for loss (21), forced fumbles (1), fumbles recovered (2) and quarterback pressures (9).
- Played all 11 games and recorded six starts as a sophomore. Tied for third on team with 75 tackles, tied for second on team with 14 tackles for loss (10th in school history), one sack, one fumble recovery and

- five quarterback pressures.
- As freshman, played all 12 games, totaling 65 tackles, five tackles for loss, two passes defended and six quarterback pressures.
- Majored in sports management.

## PERSONAL

- At Miami Killian (Fla.) High School, named Dade County Defensive Player of Year and selected to Florida Super 75, while posting 132 tackles, 12 sacks, two interceptions, two caused fumbles and three forced fumbles as senior.
- At N.C. State, earned Wolfpack ACC Award for Community Service.
- Born Stephen Michael Tulloch on Jan. 1, 1985 in Miami, Fla.



## KYLE VANDEN BOSCH

**Defensive End**

**Nebraska**

**Ht: 6-4**

**Born: 11/17/78**

**Draft: '01, R2 (34)-Arz**

**11th Year**

**Wt: 278**

**Larchwood, Iowa**

**Acquired: '10, UFA-Ten**

93

Complete biographical information available on [Detroitlions.com](http://Detroitlions.com).

### MANE FACTS

- Vanden Bosch started the KVB S.A.C.K. (Supporting and Assisting Charities for Kids) Foundation in 2008. The foundation aims to give children more opportunities for success in life. Website: [www.kvb93.com](http://www.kvb93.com).
- His father, Doug, owns D&L Masonry, a construction company in Larchwood, Iowa, while his mother, Bonnie, is an accountant. Kyle began working for his father's company when he was just 12 years old, hauling bricks, cement and other materials. He says he owes much of his strength and work ethic to his experience with his father's business.
- Kyle and his older brother, Keith, played in high school together in Larchwood. Keith went on to star at Northwestern College in Iowa.
- Vanden Bosch has shaved his head since he was a freshman in college. The Nebraska defensive line members traditionally shave their heads at the start of camp, and Vanden Bosch decided to keep the look ever since.
- As a senior at Nebraska, he was one of six Div. I-A players to garner National Football Foundation and College Hall of Fame Scholar-Athlete honors. He also received one of the most prestigious awards in the nation for student athletes, the St. Vincent de Paul Draddy Scholar-Athlete Award, which includes a \$25,000 post-graduate scholarship.
- Vanden Bosch enjoys spending time at a close friend's property in Winner, South Dakota, one of the country's best locales for pheasant hunting. He also is a big fisherman and spent a lot of time catching catfish at a lake near his home in Arizona during his career there.
- List of favorites: (movie) "Scarface"; (TV show) "World Poker Tour"; (actor) Al Pacino; (music group) Rascal Flatts; (school subject) math; (car) Chevy Avalanche; (video game) Big Game Hunting; (vacation getaway) his cabin in Town Creek, Ala.; and (food) cheeseburgers.
- In one of the most unique fundraisers ever staged, Vanden Bosch organized the "KVB Birthday Brawl," which combined the worlds of pro football and pro wrestling for a wrestling event at The Wildhorse Saloon. The Nov. 2008 event raised more than \$90,000 for foundation and its efforts to fund the first KVB Media Center at the Andrew Jackson Boys & Girls Club in Nashville.
- In 2009, Vanden Bosch received the Sydney F. Keeble Distinguished Service award from the Boys and Girls Club for outstanding contributions to the agency.

### TRANSACTIONS

- Placed on Reserve/Injured by the Lions Dec. 8, 2010. Signed by the Detroit Lions as an unrestricted free agent Mar. 6, 2010 to a four-year deal.
- Signed by the Tennessee Titans Apr. 12, 2005.
- Drafted by the Arizona Cardinals in the second round (34th overall) of the 2001 NFL Draft.

### PRO

- Signed with Detroit Mar. 6, 2010 and immediately upgraded the defensive line, on and off the field. Emerged as one of the most productive defensive ends in the NFL over the years while earning three Pro Bowl invitations.
- Spent his first four NFL seasons with the Arizona Cardinals (2001-04), before signing with Tennessee.
- Was a defensive captain for the Titans each of the past three seasons (2007-09).
- Had a team-high 38.5 sacks during his five seasons (2005-09) in Tennessee in addition to leading the team's defensive linemen in tackles in three of those seasons.
- In 2007, he was named as a starter at defensive end in his second career Pro Bowl after leading the team and finishing sixth in AFC with 12 sacks.
- Finished second in AFC and fourth in NFL in 2005 with 12.5 sacks, totaled 66 tackles, and was named to his first career Pro Bowl after the season.
- 2010: Voted team's defensive captain. Team's starting right end with 49 tackles and had 4.0 sacks for a loss of 37.5 yards, a pass defense and 2 forced fumbles.
- Led team with 11 tackles (10 solo) in season opener at Chicago (9/12). Was part of an impressive goal-line stand following a turnover by the defensive line as they prevented the Bears from scoring through all four downs.
- According to Stats, Inc., Vanden Bosch became only the eighth defensive end (second Lions DE) to record 10 solo tackles in a single game since 1994.
- Vanden Bosch led a Lions defense that was the only team in the league to face as many as four Red Zone possessions by their opponent during opening weekend and not yield a touchdown. In fact the Lions allowed just two field goals on those four possessions.
- Recorded 6 tackles (2 solo) and 1.5 sacks vs. Philadelphia (9/19).
- Tallied a tackle and a pass defended at Minnesota (9/26).
- Had one sack for a loss of 2.5 yards, four tackles (3 solo), two tackles for loss and one quarterback hurry at the New York Giants (10/17).

- Applied constant pressure to the Redskins during the Lions' 37-25 win over the Redskins at Ford Field. He finished the game with a team-high 6 tackles, tied for a team-high with 2.0 sacks, was credited with 4 quarterback hits, 3 tackles-for-loss and forced a fumble on his second sack that resulted in rookie DT Ndamukong Suh returning it for a 17-yard touchdown.
- Set tone for the Lions defensive unit early as he recorded two quarterback hits on the Redskins first drive of the game that resulted in a three-and-out and he had three quarterback hits and 1.0 sack on the Redskins first two drives of the game.
- Recorded five tackles (4 solo) against the New York Jets (11/7).
- Tied for team-high eight tackles (3 solo) at Buffalo (11/14).
- Forced fumble late in first half to set up Lion touchdown from Dallas (11/21). Recorded four tackles (4 solo) and one tackle for loss.
- Inactive against Chicago (12/5) after suffering neck injury against New England.
- Placed on Reserve/Injured Dec. 8, 2010.

### PERSONAL

- Earned All-America honors at West Lyon (Larchwood, Iowa) Community H.S. Named USA Today/Gatorade Player of Year for Iowa and MW Region.
- Started three years at FB and four at OLB at West Lyon. As senior, had 136 rushes for 812 yards and 18 TDs while recording 83 tackles, 14 sacks, and one INT. Set school's scoring record with 264 career points.
- Earned 4.0 grade-point average and was two-time National Honor Society member as well as Academic All-Iowa honoree.
- Has three kids: daughter, Payten, and twin sons, Bastian and Case.
- Born Kyle Dale Vanden Bosch on Nov. 17, 1978 in Larchwood, Iowa.

### VANDEN BOSCH'S SINGLE-GAME BESTS

Tackles:	11 (twice) last at Chi 9/12/10
Sacks:	3 (three times) Last vs. NYJ 12/23/07
Pass Defenses:	1 (eight times) Last at Min 9/10/09
Fumbles Forced:	1 (14 times) Last vs. STL 12/13/09
Fumble Recoveries:	1 (five times) Last at Det 11/27/08
Fumble Return Yards:	9t at Phi 10/7/01
Fumble Return Touchdowns:	1 at Phi 10/7/01

### VANDEN BOSCH'S CAREER STATISTICS

Year	Tm	G	S	TT	ST	AT	Sk	Yds	Int	Yds	TD	PD	FF	FR	Yds	TD	STT
2001	Arz	3	13	12	1	0	0.5	4.5	0	0	0	1	0	1	3	1	0
2002	Arz	16	16	30	37	13	3.5	23.5	0	0	0	0	0	1	0	0	0
2003	Arz	0	0	0	0	0	0	0	0	0	0	0	0	0	0	0	0
2004	Arz	16	13	11	21	2	0	0	0	0	0	0	0	0	0	0	0
2005	Ten	16	16	66	40	26	12.5	79.5	0	0	0	1	4	1	0	0	0
2006	Ten	16	16	75	54	21	6.5	48	0	0	0	1	1	0	0	0	0
2007	Ten	16	16	60	48	12	12.0	71	0	0	0	3	4	0	0	0	0
2008	Ten	10	10	24	12	12	4.5	36	0	0	0	0	3	2	0	0	0
2009	Ten	16	16	45	33	12	3.0	8	0	0	0	1	2	0	0	0	0
2010	Det	11	11	49	36	13	4.0	37.5	0	0	0	1	2	0	0	0	0
<b>Totals</b>		<b>120</b>	<b>106</b>	<b>395</b>	<b>283</b>	<b>112</b>	<b>46.5</b>	<b>308</b>	<b>0</b>	<b>0</b>	<b>0</b>	<b>8</b>	<b>16</b>	<b>5</b>	<b>9</b>	<b>1</b>	<b>0</b>

Postseason	Year	Tm	G	S	TT	ST	AT	Sk	Yds	Int	Yds	TD	PD	FF	FR	Yds	TD	STT
2007	Ten	1	1	3	1	2	0	0	0	0	0	0	0	0	0	0	0	0
2008	Ten	1	1	1	1	2	0	0	0	0	0	0	0	0	0	0	0	0
<b>Totals</b>			<b>2</b>	<b>4</b>	<b>2</b>	<b>2</b>	<b>0</b>	<b>0</b>	<b>0</b>	<b>0</b>	<b>0</b>	<b>0</b>	<b>0</b>	<b>0</b>	<b>0</b>	<b>0</b>	<b>0</b>	<b>0</b>

### 2010 (Det)

Date	Opp	G	S	TT	ST	AT	Sk	Yds	Int	Yds	TD	PD	FF	FR	Yds	TD	STT
9/12	at Chi	1	11	10	1	0	0	0	0	0	0	0	0	0	0	0	0
9/19	PHI	1	6	2	4	1.5	14	0	0	0	0	0	0	0	0	0	0
9/26	at Min	1	1	1	0	0	0	0	0	0	0	1	0	0	0	0	0
10/3	at GB	1	2	2	0	0	0	0	0	0	0	0	0	0	0	0	0
10/10	STL	1	2	0	0	0	0	0	0	0	0	0	0	0	0	0	0
10/17	at NYG	1	4	3	1	0.5	2.5	0	0	0	0	0	0	0	0	0	0
10/21	WAS	1	6	5	1	2.0	21	0	0	0	0	0	0	1	0	0	0
11/7	NYJ	1	5	4	1	0	0	0	0	0	0	0	0	0	0	0	0
11/14	at Buf	1	8	5	3	0	0	0	0	0	0	0	0	0	0	0	0
11/21	at Dal	1	4	4	0	0	0	0	0	0	0	1	0	0	0	0	0
11/25	NE	1	4	0	0	0	0	0	0	0	0	0	0	0	0	0	0
12/5	CHI	0	0	0	0	0	0	0	0	0	0	0	0	0	0	0	0
12/12	GB	0	0	0	0	0	0	0	0	0	0	0	0	0	0	0	0
12/19	at TB	0	0	0	0	0	0	0	0	0	0	0	0	0	0	0	0
12/26	at Mia	0	0	0	0	0	0	0	0	0	0	0	0	0	0	0	0
1/2	MIN	0	0	0	0	0	0	0	0	0	0	0	0	0	0	0	0
<b>Totals</b>		<b>11</b>	<b>11</b>	<b>49</b>	<b>36</b>	<b>13</b>	<b>4.0</b>	<b>37.5</b>	<b>0</b>	<b>0</b>	<b>0</b>	<b>1</b>	<b>2</b>	<b>0</b>	<b>0</b>	<b>0</b>	<b>0</b>



29

Special Teams Tackles: ..... 4 (5 times; East vs. NIS 11/7/10)





## COREY WILLIAMS

**Defensive Tackle**

**Arkansas State**

**Ht: 6-4**

**Born: 8/17/80**

**Draft: '04 R6 (179)-GB**

**8th Year**

**Wt: 320**

**Camden, Ark.**

**Acquired: '10, T-Cle**

99

Complete biographical information available on [Detroitlions.com](http://Detroitlions.com).

### MANE FACTS

- Enjoys hunting, fishing and riding four-wheelers.
- In 2005, was part of the 'NFL Hometown Huddle,' moving furniture into new space for Big Brothers Big Sisters.
- In 2006, participated in the United Way's kickoff event.
- While in Green Bay, he took part in the Brett Favre Charity Softball Game and also the Edgar Bennett Celebrity Bowl-A-Thon.
- At Arkansas State, visited area high schools, spreading a message that encouraged students to stay in school and graduate.
- Nicknamed 'C-Dub' and Big C'.

### TRANSACTIONS

- Acquired by the Detroit Lions via trade with the Cleveland Browns Mar. 5, 2010.
- Acquired by the Cleveland Browns via trade with the Green Bay Packers Mar. 1, 2008.
- Designated as Franchise Player by the Green Bay Packers February 20, 2008.
- Drafted by the Green Bay Packers in the sixth round (179th overall) of the 2004 NFL Draft.

### PRO

Williams, a versatile, veteran defensive tackle, has played several positions in both four-man and three-man fronts during his NFL career. Adds size and strength to the team's interior defensive line.

He has played in 104 career games (54 starts) and registered 234 tackles (173 solo), 23.5 sacks (131.5 yards), two interceptions, 16 pass defenses, two fumble recoveries and seven forced fumbles in his career.

**2010:** Starting defensive tackle. Provided a steady-presence in the middle of the team's defensive line and collected 37 tackles, 2 sacks, 1 interception (27 yards) and 4 pass defenses on the season.

- Recorded 5 solo tackles, 1.0 sack for a loss of a yard and a quarterback hurry in season opener at Chicago (9/12).
- Recorded 2 solo tackles, including a tackle-for-loss, vs. Philadelphia (9/19) as well as 2 quarterback hurries.
- Intercepted QB Brett Favre for a 27-yard return in the first quarter at Minnesota (9/26) for his second-career pick. The interception set up the Lions' offense for a 5-yard touchdown pass from QB Shaun Hill to TE Tony Scheffler. Williams became the first Lions defensive tackle to record an interception since DT Shaun Rogers returned an interception 66 yards for a touchdown vs. Denver (11/4/07).
- Added 3 tackles (2 solo), including one for a loss at Green Bay (10/3).
- Season-high 7 tackles (6 solo) against St. Louis (10/10).
- Recorded three solo tackles against the New York Jets (11/7).
- Two tackles (1 solo) and two quarterback hits at Buffalo (11/14).
- Recorded three tackles (3 solo) against Chicago (12/5) in his 50th start of career.
- Registered second sack of season for a loss of four at Miami (12/26). Added five solo stops, quarterback hit, tackle for loss and had one pass defense.

### COLLEGE

A four-year letter winner at Arkansas State (2000-03), he entered the starting lineup halfway through his freshman year on the defensive line after beginning his college career at linebacker.

- Two-time All-Sun Belt Conference selection, played in 43 career games overall, with 34 starts, finishing with 136 tackles, 84 solo, 14.5 sacks, 27.5 tackle for loss, three pass defenses, two recovered fumbles and three forced fumbles.
- Battled through an ankle injury as a senior in 2003 and made eight starts while playing in 10 games overall. Earned second-team All-Sun Belt Conference honors after finishing with 21 tackles (11 solo), 1.0 sack, 4.5 tackles for loss and one fumble recovery.
- As a junior, perhaps his most productive year, he posted 9.0 sacks, including a team-record 4.0 in one contest. Played in 11 games as a junior, making nine starts. As a first-team All-Sun Belt Conference selection in 2002, he registered a career-high 48 tackles, 35 solo, 12 tackles for loss, two pass defenses and one forced fumble. Recorded a school record 4.0 sacks and a career-high eight tackles vs. Tulsa.
- As a sophomore, started all 11 games and finished with 40 tackles, 25 solo, 2.0 sacks, eight tackles for loss, one recovered fumble and two forced fumbles.
- Began freshman season at linebacker but was moved after two games to defensive end, where he started the final six contests. Played in all 11 games overall in 2000, finishing with 27 tackles, 13 solo, 2.5 sacks and three tackles for loss.
- Redshirted as a true freshman in 1999. Majored in sports management.

### PERSONAL

Born in Camden, Ark., an all-state selection as a senior at Harmony Grove High School (Camden, Ark.), where he was a three-time all-district choice as he helped the team to a 26-7 overall record his sophomore through senior seasons.

- Four-year letterman who lined up at defensive end, linebacker, fullback, punter and kicker. Was picked to play in the state's all-star game following his senior season.
- As a fullback, rushed for 1,473 yards on 299 carries in his career.
- Lettered four years in basketball as a forward and center, earning all-state and all-region recognition three times.
- Also earned four letters in both baseball and track and led his baseball team in home runs as a junior and senior.
- Placed second in the shot put at the state championship track meet as a senior.
- Has overcome personal tragedy as he lost his father at the age of 15 and his mother five years later.
- Just before the 2004 NFL Scouting Combine, endured the death of his infant daughter, who lived only two weeks after her premature birth.
- Engaged (Andrea), with daughters, Takhia and Coryana.

### WILLIAMS' SINGLE-GAME BESTS

Tackles:	8 vs. Pitt 9/14/08
Sacks:	3 at Buf 11/5/06
Pass Defenses:	2 (twice), last at Min 9/26/10
Interceptions:	1 (twice), last at Min 9/26/10
Interception Return Yards:	27 at Min 9/26/10
Interception Return Long:	27 at Min 9/26/10
Fumbles Forced:	2 vs. Car 11/18/07
Fumble Recoveries:	1 (twice), last at Cin 9/28/08
Special Teams Tackles:	2 at Chi 12/05/09

### WILLIAMS' CAREER STATISTICS

Year	Tm	G	S	TT	ST	AT	Sk	Yds	Int	Yds	TD	PD	FF	FR	Yds	TD	STT
2004	GB	12	0	21	12	9	1.0	6	0	0	0	1	0	0	0	0	3
2005	GB	12	0	26	17	9	2.0	7	0	0	0	0	0	0	0	0	0
2006	GB	16	11	34	26	8	7.0	46	0	0	3	0	1	0	0	0	0
2007	GB	16	9	35	26	9	7.0	38	1	9	0	1	3	0	0	0	0
2008	Cle	16	10	50	33	17	0.5	4.5	0	0	0	4	1	1	0	0	0
2009	Cle	16	2	31	27	4	4.0	25	0	0	0	4	1	0	0	0	0
2010	Det	16	16	37	32	5	2.0	5	1	27	0	4	1	0	0	0	0
<b>Totals</b>		<b>104</b>	<b>54</b>	<b>234</b>	<b>173</b>	<b>61</b>	<b>23.5</b>	<b>131.5</b>	<b>2</b>	<b>27</b>	<b>0</b>	<b>16</b>	<b>7</b>	<b>2</b>	<b>0</b>	<b>0</b>	<b>3</b>
<b>Postseason</b>																	
Year	Tm	G	S	TT	ST	AT	Sk	Yds	Int	Yds	TD	PD	FF	FR	Yds	TD	STT
2004	GB	1	0	0	0	0	0	0	0	0	0	0	0	0	0	0	0
2007	GB	2	1	6	5	0	0	0	0	0	0	0	0	0	0	0	0
<b>Totals</b>		<b>3</b>	<b>2</b>	<b>11</b>	<b>6</b>	<b>5</b>	<b>0</b>	<b>0</b>	<b>0</b>	<b>0</b>	<b>0</b>	<b>0</b>	<b>0</b>	<b>0</b>	<b>0</b>	<b>0</b>	<b>0</b>
<b>2010 (Det)</b>																	
Date	Opp	G	S	TT	ST	AT	Sk	Yds	Int	Yds	TD	PD	FF	FR	Yds	TD	STT
9/12	at Chi	1	1	5	0	1.0	1	0	0	0	0	0	0	0	0	0	0
9/19	PHI	1	1	2	0	0	0	0	0	0	0	0	0	0	0	0	0
9/26	at Min	1	0	0	0	0	0	0	1	27	0	2	0	0	0	0	0
10/3	at GB	1	3	2	1	0	0	0	0	0	0	0	0	0	0	0	0
10/10	STL	1	1	7	6	1	0	0	0	0	0	1	1	0	0	0	0
10/17	at NYG	1	3	2	1	0	0	0	0	0	0	0	0	0	0	0	0
10/31	WAS	1	2	2	0	0	0	0	0	0	0	0	0	0	0	0	0
11/7	NYJ	1	3	3	0	0	0	0	0	0	0	0	0	0	0	0	0
11/14	at Buf	1	2	1	1	0	0	0	0	0	0	0	0	0	0	0	0
11/21	at Dal	1	0	0	0	0	0	0	0	0	0	0	0	0	0	0	0
11/25	NE	1	1	1	1	0	0	0	0	0	0	0	0	0	0	0	0
12/5	CHI	1	1	3	3	0	0	0	0	0	0	0	0	0	0	0	0
12/12	GB	1	1	0	0	0	0	0	0	0	0	0	0	0	0	0	0
12/19	at TB	1	1	0	0	0	0	0	0	0	0	0	0	0	0	0	0
12/26	at Mia	1	1	5	5	1.0	4	0	0	0	0	1	0	0	0	0	0
12/7	Min	1	1	0	0	0	0	0	0	0	0	0	0	0	0	0	0
<b>Totals</b>		<b>16</b>	<b>16</b>	<b>37</b>	<b>32</b>	<b>5</b>	<b>2.0</b>	<b>5</b>	<b>1</b>	<b>27</b>	<b>0</b>	<b>4</b>	<b>1</b>	<b>0</b>	<b>0</b>	<b>0</b>	<b>0</b>



## KEILAND WILLIAMS

**Running Back**

**Louisiana State**

**Ht: 5-11**

**Born: 8/14/86**

**Draft: '10, FA-Was**

**2nd Year**

**Wt: 230**

**Lafayette, La.**

**Acquired: '11, W-Was**

# 34

Complete biographical information available on [Detroitlions.com](http://Detroitlions.com).

### MANE FACTS

- Nation's No. 3 ranked running back prospect by Scout.com
- Majored in communication studies at LSU.
- Son of Clarissa Tolliver.
- Has one brother, Keedrick, and two sisters, Keedra and Kaysa.

### TRANSACTIONS

- Claimed off waivers by the Detroit Lions on September 4, 2011.
- Released by the Washington Redskins on September 3, 2011.
- Signed as a free agent by the Redskins on April 29, 2010.

### PRO

Played in 15 games in 2010.

- Rushed for 261 yards on 65 carries and three touchdowns.
- Caught 39 passes for 309 yards and two touchdowns.

### COLLEGE

Four-year letterman who played in 47 games with three starts at LSU.

- 1,699 career rushing yards and 17 touchdowns. 28 receptions for 273 yards with two touchdowns.
- Ranked second on the team in rushing with 368 yards and four touchdowns during his senior season.
- Made his second career start against Louisiana Tech and carried the ball 15 times for a season-high 118 yards and two touchdowns.
- As a junior, ranked second on the team in rushing (417 yards).
- Registered his first career 100-yard rushing game (107) against Notre Dame in the Allstate Sugar Bowl as a freshman.

### PERSONAL

Attended Northside High School in Lafayette for three years before transferring to Hargrave Military Academy in Chatham, Va.

- Became the first running back in school history to rush for more than 1,000 yards at Hargrave.
- Named the offensive MVP of Class 4A in Louisiana in 2004.

### WILLIAMS' SINGLE-GAME BESTS

Receptions:	6 at Ten. 11/21/10
Receiving Yards:	60 vs. TB 12/12/10
Long Reception:	36 vs. TB 12/12/10
Receiving Touchdowns:	1 (twice) Last vs. Phi 11/15/10
Rushing Attempts:	23 at Ten 11/21/10
Rushing Yards:	89 vs. Phi 11/15/10
Long Rush:	32 vs. Phi 11/15/10
Rushing Touchdowns:	2 vs. Phi 11/15/10

### WILLIAMS' CAREER STATISTICS

Year	Tm	RUSHING							RECEIVING						
		G	S	Att	Yds	Avg	Lg	TD	TD	Rec	Yds	Avg	Lg	TD	TYds
2010	(Was)	15	3	65	261	4.0	32t	3	39	309	7.9	36	2	570	
Totals		15	3	65	261	4.0	32t	3	39	309	7.9	36	2	570	

Date	Opp	G	S	Att	Yds	Avg	Lg	TD	Rec	Yds	Avg	Lg	TD	TYds
9/12	Dal	1	0	0	0	0.0	0	0	0	0.0	0	0	0	0
9/19	Hou	1	0	0	0	0.0	0	0	4	15	3.8	7	0	15
9/26	at StL	1	0	0	0	0.0	0	0	2	14	7.0	9	0	14
10/10	GB	1	0	1	1	1.0	1	0	1	9	9.0	9	0	10
10/17	Ind	1	0	2	12	6.0	14	0	4	19	4.8	8t	1	31
10/24	at Chi	1	0	1	0	0.0	0	0	0	0.0	0	0	0	0
10/31	at Det	1	0	6	25	4.2	8	1	3	28	9.3	15	0	53
11/15	Phi	1	1	16	89	5.6	32t	2	4	50	12.5	26	1	115
11/21	at Ten	1	0	23	68	3.0	14	0	6	27	4.5	12	0	95
11/28	Min	1	1	3	5	1.7	4	0	4	21	5.3	10	0	26
12/05	at NYG	1	1	5	29	5.8	20	0	2	2	1.0	1	0	31
12/12	TB	1	0	4	16	4.0	7	0	3	60	20.0	36	0	64
12/19	at Dal	1	0	1	4	4.0	4	0	1	13	13.0	13	0	17
12/26	at Jax	1	0	2	8	4.0	10	0	1	4	4.0	4	0	12
01/02	NYG	1	0	1	4	4.0	4	0	4	47	11.8	23	0	51
Totals		15	3	65	261	4.0	32t	3	39	309	7.9	36	2	570



## ERIC WRIGHT

**Cornerback**
**Las Vegas-Nevada**
**Ht: 5-10**
**Born: 7/24/11**
**Draft: '07, R2 (53rd)-Cle**
**5th Year**
**Wt: 190**
**San Francisco, Cali.**
**Acquired: '11, UFA-Cle**

# 21

 Complete biographical information available on [Detroitlions.com](http://Detroitlions.com).

**TRANSACTIONS**

- Signed with the Detroit Lions as an unrestricted free agent July 30, 2011.
- Originally drafted by the Cleveland Browns in the second round (53rd overall) of the 2007 NFL Draft.

**PRO**

Joins Detroit after spending four seasons with the Cleveland Browns. Has played in 59 games with 55 starts, recording 250 tackles (200 solo), 1.0 sack (11 yards), 9 interceptions (205 yards, 1 touchdown), 45 pass defenses, 2 forced fumbles, 2 fumble recovers and 6 special teams tackles.

- His 4 interceptions in 2009 tied Brodney Pool for the team lead and tied for 10th in the AFC.
- Tied for fourth in the NFL with 3 defensive fumble recoveries in 2008.
- Recorded a career-long 94-yard interception return for a touchdown on Monday Night Football vs. New York Giants (10/13/08). The 94-yard return was the fifth longest in club history. Was named Defensive Player of the Week for his performance.

**2010:** Played in 13 games with 10 starts, recording 42 tackles, an interception, a fumble recovery and 9 pass defenses.

- Received a cross-field lateral from Joshua Cribbs on a punt return and ran the ball for 62 yards to help set up a 23-yard field goal at New Orleans (10/24).
- Notched 5 tackles, 2 pass defenses and an interception against New England (11/7) in the Browns' 34-14 victory.
- Placed on injured reserve with a knee injury (12/21).

**COLLEGE**

Began his collegiate career at the University of Southern California (2003-04) before transferring to UNLV for one season (2006) before opting to enter the 2007 NFL Draft following his junior year. Played in 22 games combined at the two schools, including 10 starts, totaling 62 tackles, 2.0 sacks (13 yards), 1 fumble recover, 1 forced fumble, 14 pass defenses and 3 interceptions for 54 yards.

- In 2006, played in nine games, starting the first four contests and the final two at left cornerback. Recorded 29 tackles, 1 forced fumble, 9 pass defenses and an interception for 32 yards. Added 2 rushes for 36 yards and returned 18 kickoffs for 430 yards (23.9 avg.).
- Sat out for the 2005 season under NCAA transfer rules after enrolling at UNLV.
- Earned Freshman All-Pac 10 Conference honors from the Sporting News in 2004. Recorded 33 tackles, 2.0 sacks (13 yards), 1 fumble recovery, 6 pass defenses and 2 interceptions for 22 yards.

**PERSONAL**

Prepped at Archbishop Riordan (San Francisco, Calif.) High School. Was a 2002 Super Prep All-America, Super Prep All-Farwest, Prep Start All-West, Tacoma News Tribune Western 100, All-Northern California co-MVP and San Francisco Chronicle All-Metro first team honoree as a senior running back and defensive back.

- As a senior, rushed for 1,166 yards and 17 touchdowns and caught 18 passes for 268 yards (14.9 avg.) with four scores. Added 80 tackles, 4 forced fumbles, 2 interceptions and 10 pass defenses.
- Member of the track team where he competed in the 100 meters and the long jump.
- Interests are centered around music as he played trumpet in a jazz band in his youth.

**WRIGHT'S SINGLE-GAME BESTS**

Tackles:	10 at Pit 11/11/07
Pass Defenses:	3, two times, last vs. Oak 12/27/09
Sacks:	1.0 at Pit 11/11/07
Recovered Fumbles:	1, four times, last time at Buf 12/12/10
Forced Fumbles:	1, two times, last time vs. Cin 12/21/08
Interceptions:	1, nine times, last time vs. NE 11/7/10
Interception Return Yards:	94t vs. NYG 10/13/08
Long Interception Return:	94t vs. NYG 10/13/08
Touchdowns:	1 vs. NYG 10/13/08



# TITUS YOUNG

**Wide Receiver**
**Boise State**
**Ht: 5-11**
**Born: 8/21/89**
**Draft: '11, R2 (44th)**
**Rookie**
**Wt: 170**
**Los Angeles, Calif.**

# 16

 Complete biographical information available on [Detroitlions.com](http://Detroitlions.com).

## TRANSACTIONS

- Drafted by the Detroit Lions in the second round (44th overall) of the 2011 NFL Draft.

## COLLEGE

Started 26 of 43 games during his four-year career at Boise State, accumulating 4,938 all-purpose yards, ranking fourth all-time in school history, on 318 plays (15.53 avg.), averaging 114.84 yards per game. Caught 204 passes, which rank second all-time in school records, for 3,063 yards (15.01 avg.), with 25 touchdowns, which ranks fourth in Broncos annals. His 3,063 receiving yards set the Boise State career-record. Also rushed 47 times for 350 yards (7.45 avg.) with 8 scores. Returned 56 kickoffs for 1,449 yards (25.88 avg.) with 3 touchdowns, and 11 punts for 76 yards (6.91 avg.). His 71 receptions in 2010 rank fifth on the Broncos' season-record list, while his 79 catches in 2009 placed second on the school's season-record chart.

- Broke Tim Gilligan's season-record (1,192 in 2003) with 1,215 yards receiving in 2010 and tied for seventh in school season annals with 10 touchdown receptions.
- His 25.88 yards per kickoff return rank third in school annals.
- Placed second on the school's season record list with 2,012 all-purpose yards his senior year and ranked 30th in the country with 143.71 all-purpose yards per game.
- His 1,041 yards receiving in 2009 place seventh on the school's season-record list.
- Reached 100 yards receiving 10 times during his career, the fourth-most in school history.
- Tied John Broadus' school record (vs. Idaho in 1981) with a 100-yard kickoff return vs. Idaho in 2009.

**2010:** Contributed to the nation's sixth-ranked passing offense as the Broncos posted 321.08 passing yards per game. Young placed third in the Western Athletic Conference in receptions per game (5.46) and receiving yards per game (93.46) while accounting for 10 touchdowns, which ties for seventh in school season annals. Started 11 of 13 games and led Broncos with 71 receptions for 1,215 yards and 9 touchdowns. Added 14 carries for 94 yards and a touchdown and returned 24 kicks for 564 yards, and 4 punts for 42 yards.

- 42 of his catches produced first downs as he converted 8 of 15 third down throws (53.33%) and 1 of 2 fourth down tosses.
- Gained at least 10 yards on 39 receptions (54.93%), including 20 (28.17%) of at least 20 yards.
- In addition to his nine touchdowns, Young had crucial receptions that set up 10 other Boise State touchdown drives and eight more that resulted in field goals.
- Returned 24 kickoffs for 564 yards to place seventh in conference and 69th national with an average of 23.50 yards per return.
- Amassed 1,916 all-purpose yards on 113 plays (16.96 avg.) and finished second in the WAC and 17th in the country with 147.38 all-purpose yards per game.

## PERSONAL

Attended University Senior High School (Los Angeles, Calif.), lettering three times in football for Head Coach E.C. Robinson. All-State and All-City selection as a wide receiver and free safety. Led the city section in receiving and interceptions.

- Helped the Wildcats to a 7-5 record while registering 66 receptions for 1,359 yards (20.59 avg.).
- Accumulated 2,000 all-purpose yards with 20 touchdowns and posted 97 tackles with 11 interceptions.
- Given a three-star rating by Rivals.com, which listed him as the 61st athlete prospect in the nation and the 81st recruit in the state of California.
- Also received a three-star rating by Scout.com, which ranked him as the 94th wide receiver in the country.
- Lettered twice in track and field.

## YOUNG'S COLLEGE STATISTICS

Year	RECEIVING						RUSHING					
	G	S	Rec	Yds	Avg	Lg	TD	Att	Yds	Avg	Lg	TD
2007	13	0	44	639	14.52	58	5	13	66	5.08	24	2
2008	3	1	10	168	16.80	80	1	5	52	10.4	24	2
2009	14	14	79	1,041	13.18	54	10	15	138	9.2	25	3
2010	13	11	71	1,215	17.11	83	9	14	94	6.71	38	1
Totals	43	26	204	3,063	15.01			83	25	47	350	7.45 38 8

Year	KICK RETURNS						PUNT RETURNS					
	G	S	KR	Yds	Avg	Lg	TD	PR	Yds	Avg	Lg	TD
2007	13	0	1	52	52.0	52	0	3	6	2.0	3	0
2008	3	1	0	0	0.0	0	0	4	27	6.75	16	0
2009	14	14	31	833	26.87	100	2	0	0	0.0	0	0
2010	13	11	24	564	23.50	53	0	4	43	10.75	36	0
Totals	43	26	56	1,449	25.88	100	2	11	76	6.91	36	0



79

[illegible]


**CASEY BENDER**

Tackle  
 South Dakota State  
 Ht: 6-5  
 Born: 12/22/86  
 Draft: '10, FA-Cle  
 1st Year  
 Wt: 295  
 Lindsay, Neb.  
 Acquired: '11, FA-Ind.

**60**
**TRANSACTIONS**

- Signed to the Detroit Lions practice squad September 5, 2011.
- Released by the Indianapolis Colts on August 28, 2011.
- Signed by the Colts on January 14, 2011.
- Waived by the Cleveland Browns on September 3, 2010
- Signed by the Browns on April 30, 2010.

**PRO**

- Member of the 2011 Detroit Lions practice squad.
- 2011: Appeared in three preseason games with the Colts.
- Appeared in all four preseason games with the Browns.

**COLLEGE**

- Played four years at South Dakota State from 2006-2009.
- Appeared in 30 games, including 23 starts.
- Started all 11 games at right tackle as a sophomore and helped the offense rush for 1,824 yards on the season.

**PERSONAL**

- Holds degree in agricultural business from SDSU.
- Attended Lindsay Holy Family High School. Lettered in football, basketball, and track.
- Member of the school's National Honor Society.


**NATE HUGHES**

Safety  
 Hampton  
 Ht: 6-3  
 Born: 5/9/88  
 Draft: '11, FA-Det  
 Rookie  
 Wt: 225  
 Baltimore, Md.

**86**
**TRANSACTIONS**

- Signed to the Detroit Lions practice squad September 5, 2011.
- Claimed off waivers by Detroit August 3, 2011.
- Waived by Jacksonville August 1, 2011.
- Signed to Jacksonville active roster November 17, 2009.
- Signed to Jacksonville practice squad September 23, 2009.
- Waived by Jacksonville September 21, 2009.
- Signed to Jacksonville active roster December 22, 2008.
- Signed to Jacksonville practice squad November 19, 2008.
- Waived by Kansas City November 5, 2008.
- Signed to Kansas City practice squad October 22, 2008.
- Waived by Cleveland June 17, 2008.
- Signed by Cleveland as an undrafted rookie May 5, 2008.

**PRO**

- Played in eight games in 2009 after making the opening day roster and totaled five receptions for 70 yards and one touchdown
- Spent time with Cleveland, Kansas City and Jacksonville as a rookie in 2008
- Spent five weeks on the Jaguars practice squad in 2008 and was signed to active roster for season-finales

**COLLEGE**

- Four-year starter who hauled in 161 passes for 2,315 yards and totaled 19 TDs at Alcorn State.
- Led team in receiving with 46 receptions for 569 yards and 5 TDs as a senior in 2007
- Also a return specialist, leading the SWAC in 2007 in all purpose yards with 160.6 yards per game and added a punt return for a TD in 2007
- Hauled in 40 receptions for 371 yards and 6 TDs as a junior in 2006
- Sat out the 2005 season after sustaining a shoulder injury in the first quarter of the season opener
- Totaled 781 yards on 48 receptions as a sophomore in 2004
- Pulled in 27 receptions for 594 yards as a freshman in 2003
- Graduated with a degree in nursing

**PERSONAL**

- Earned five letters in track and field, four letters in cross country, three letters in football and two letters in basketball at Starkville (Miss.) High


**DAN GERBERRY**

Center  
 Ball State  
 Ht: 6-3  
 Born: 11/10/85  
 Draft: '09-Det  
 1st Year  
 Wt: 302  
 Austintown, Ohio

**64**
**TRANSACTIONS**

- Signed to the Detroit Lions practice squad September 5, 2011.
- Re-signed by the Lions Jan. 3, 2011.
- Released by the Lions Sept. 4, 2010. Signed to Detroit's practice squad Sept. 6, 2010.
- Signed to the Detroit Lions active roster Dec. 23, 2009.
- Released by the Detroit Lions Sept. 5, 2009 and signed to the team's practice squad Sept. 6, 2009.
- Signed by the Detroit Lions as an undrafted rookie free agent May 1, 2009.

**PRO**

- First-year center who can also play guard.
- 2010: Spent season on the Lions' practice squad.
- 2009: Signed from the Lions practice squad Dec. 23, 2009.
- Inactive at San Francisco (12/27) and vs. Chicago (1/3).

**COLLEGE**

As a senior center for the Cardinals in 2008, Gerberry started in all 14 games and was an All-MAC First Team selection and part of a team that finished the season 12-2 and advanced to the school's first-ever MAC championship game and made back-to-back bowl game appearances for the first time in school history. Started all 50 games for Cardinals.

- He was part of an offensive line which ranked first in the MAC and fourth in the nation for fewest sacks allowed at 1.0 per game.
- A 2008 team co-captain, Gerberry blocked for an offense which ranked 24th in the nation in passing with 258.0 yards per game and helped RB MiQuale Lewis set a single-season rushing record with 1,736 yards.
- Gerberry also protected junior QB Nate Davis, who was selected by the San Francisco 49ers in the 2009 NFL Draft, after passing for 9,233 yards and 74 touchdowns in his collegiate career.
- Played for current Michigan Head Coach Brady Hoke.

**PERSONAL**

- Earned two letters in football for Coach Neal Kopp at Austintown fitch.
- All-Federal League as a senior after earning All-Steel Valley Conference Second-Team honors as a junior, All-Northeast Ohio as a senior.
- Received honorable mention on the all-state team as a senior.
- Member of National Honor Society.
- Son of Ron and Kathy Gerberry and has one sister and one brother.


**RICARDO SILVA**

Safety  
 Hampton  
 Ht: 6-3  
 Born: 5/9/88  
 Draft: '11, FA-Det  
 Rookie  
 Wt: 225  
 Baltimore, Md.

**39**
**TRANSACTIONS**

- Signed to the Detroit Lions practice squad September 5, 2011.
- Signed by the Detroit Lions on July 29, 2011.

**COLLEGE**

- Transferred to Hampton from Bowie State. Two-year starter for Hampton.
- First team All-MEAC as a senior in 2010
- 74 tackles and 4 interceptions in 2010
- Third on the team with 66 tackles in 2009

**PERSONAL**

- Has two sisters, Rachel and Candis.
- Son of Ricardo and Rhonda Silva.
- Political science major at Hampton.



# 2011 DETROIT LIONS ALPHABETICAL ROSTER

Updated: September 6, 2011

No.	Name	Pos	Ht	Wt	Age	Birthdate	Exp	College	Hometown	How Acq	2011			
											G	S	DNP	I
92	Avril, Cliff	DE	6-3	260	25	4/8/86	4	Purdue	Green Cove Springs, Fla.	D-3c '08	0	0	0	0
76	Bactus, Jeff	T	6-5	305	33	9/21/77	11	Michigan	Norcross, Ga.	D-1 '01	0	0	0	0
32	Berry, Aaron	CB	5-11	180	23	6/25/88	2	Pittsburgh	Harrisburg, Pa.	FA '10	0	0	0	0
44	Best, Jahvid	RB	5-10	199	22	1/30/89	2	California	Richmond, Calif.	D-1b '10	0	0	0	0
13	Burleson, Nate	WR	6-0	198	30	8/19/81	9	Nevada	Seattle, Wash.	UFA-Sea '10	0	0	0	0
59	Carpenter, Bobby	LB	6-2	249	28	8/1/83	6	Ohio State	Lancaster, Ohio	FA '10	0	0	0	0
77	Cherilus, Gosder	T	6-7	325	27	6/28/84	4	Boston College	Somerville, Mass.	D-1 '08	0	0	0	0
24	Coleman, Erik	S	5-10	207	29	5/6/82	8	Washington State	Spokane, Wash.	FA '11	0	0	0	0
82	Davis, Rashied	WR	5-9	187	32	7/24/79	7	San Jose State	Los Angeles, Calif.	UFA-Chi '11	0	0	0	0
26	Delmas, Louis	S	5-11	202	24	4/12/87	3	Western Michigan	North Miami Beach, Fla.	D-2 '09	0	0	0	0
6	Donahue, Ryan	P	6-3	190	23	3/17/88	R	Iowa	Evergreen Park, Ill.	FA '11	0	0	0	0
52	Durant, Justin	LB	6-1	240	25	9/20/85	5	Hampton	Florence, S.C.	UFA-Jax '11	0	0	0	0
50	Ekejiuba, Isaiah	LB	6-4	240	29	10/5/81	7	Virginia	Queens, N.Y.	FA '10	0	0	0	0
98	Fairley, Nick	DT	6-4	298	23	1/23/88	R	Auburn	Mobile, Ala.	D-1 '11	0	0	0	0
96	Fluellen, Andre	DT	6-2	302	26	3/7/85	4	Florida State	Cartersville, Ga.	D-3b '08	0	0	0	0
70	Fox, Jason	T	6-6	314	23	5/2/88	2	Miami (Fla.)	Fort Worth, Texas	D-4 '10	0	0	0	0
65	Gandy, Dylan	G	6-3	295	29	3/8/82	6	Texas Tech	Harlingen, Texas	FA '09	0	0	0	0
4	Hanson, Jason	K	6-0	190	41	6/17/70	20	Washington State	Spokane, Wash.	D-2b '92	0	0	0	0
66	Harrison, Jerome	RB	5-9	205	28	2/26/83	7	Washington State	Kalamazoo, Mich.	UFA-Phi '11	0	0	0	0
89	Heller, Will	TE	6-6	275	30	2/28/81	10	Georgia Tech	Unwoody, Ga.	UFA-Sea '09	0	0	0	0
91	Hill, Sammie	DT	6-4	329	24	11/8/86	3	Stillman	West Blockton, Ala.	D-4 '09	0	0	0	0
14	Hill, Shaun	QB	6-3	220	31	1/9/80	10	Maryland	Parsons, Kan.	T-SF '10	0	0	0	0
78	Hilliard, Corey	T	6-6	300	26	4/26/85	5	Oklahoma State	New Orleans, La.	FA '09	0	0	0	0
57	Hogue, Doug	LB	6-2	226	22	2/1/89	R	Syracuse	Yonkers, N.Y.	D-5 '11	0	0	0	0
23	Houston, Chris	CB	5-11	178	26	10/18/84	5	Arkansas	Austin, Texas	T-Atl '10	0	0	0	0
94	Jackson, Lawrence	DE	6-4	271	26	8/30/85	3	Southern California	Inglewood, Calif.	T-Sea '10	0	0	0	0
81	Johnson, Calvin	WR	6-5	236	25	9/29/85	5	Georgia Tech	Tyrone, Ga.	D-1 '07	0	0	0	0
54	Levy, DeAndre	LB	6-2	238	24	3/26/87	3	Wisconsin	Milwaukee, Wisc.	D-3a '09	0	0	0	0
11	Logan, Stefan	WR	5-6	180	30	6/2/81	3	South Dakota	Miami, Fla.	W-Pit '10	0	0	0	0
63	McClendon, Jacques	G	6-3	324	23	12/10/87	2	Tennessee	Cleveland, Tn.	W-Ind '11	0	0	0	0
33	McDonald, Brandon	CB	5-10	185	26	8/26/85	5	Memphis	Collins, Miss.	W-Ari '10	0	0	0	0
28	Morris, Maurice	RB	5-11	216	31	12/1/79	10	Oregon	Chester, S.C.	UFA-Sea '09	0	0	0	0
48	Muhlbach, Don	LS	6-4	265	30	8/17/81	8	Texas A&M	Lufkin, Texas	FA '04	0	0	0	0
58	Palmer, Ashlee	LB	6-1	236	25	4/7/86	3	Mississippi	Compton, Calif.	W-Buf '10	0	0	0	0
66	Peterman, Stephen	G	6-4	323	29	1/11/82	7	Louisiana State	Waveland, Miss.	FA '06	0	0	0	0
87	Pettigrew, Brandon	TE	6-5	265	26	2/23/85	3	Oklahoma State	Tyler, Texas	D-1b '09	0	0	0	0
51	Raiola, Dominic	C	6-1	295	32	12/30/78	11	Nebraska	Honolulu, Hawaii	D-2a '10	0	0	0	0
85	Scheffler, Tony	TE	6-5	255	28	2/15/83	6	Western Michigan	Chelsea, Mich.	T-Den '01	0	0	0	0
67	Sims, Rob	G	6-3	312	27	12/6/83	6	Ohio State	Macedonia, Ohio	T-Sea '10	0	0	0	0
27	Smith, Alphonso	CB	5-9	190	25	10/20/85	3	Wake Forest	Pahokee, Fla.	T-Den '10	0	0	0	0
42	Spievey, Amari	CB	5-11	195	23	4/15/88	2	Iowa	Middleton, Conn.	D-3 '10	0	0	0	0
9	Stafford, Matthew	QB	6-3	232	23	2/7/88	3	Georgia	Highland Park, Texas	D-1a '09	0	0	0	0
5	Stanton, Drew	QB	6-3	230	27	5/7/84	5	Michigan State	Farmington Hills, Mich.	D-2a '07	0	0	0	0
80	Stovall, Maurice	WR	6-5	220	26	2/21/85	6	Notre Dame	Radnor, Pa.	UFA-TB '11	0	0	0	0
90	Suh, Ndamukong	DT	6-4	307	24	1/6/87	2	Nebraska	Portland, Ore.	D-1a '10	0	0	0	0
55	Tulloch, Stephen	LB	5-11	240	26	1/1/85	6	North Carolina State	Miami, Fla.	UFA-Ten '11	0	0	0	0
93	Vanden Bosch, Kyle	DE	6-4	278	32	11/17/78	11	Nebraska	Larchwood, Iowa	UFA-Ten '10	0	0	0	0
29	Wendling, John	S	6-1	222	28	6/4/83	5	Wyoming	Rock Springs, Wyo.	FA '10	0	0	0	0
99	Williams, Corey	DT	6-4	320	31	8/17/80	8	Arkansas State	Camden, Ark.	T-Cle '10	0	0	0	0
34	Williams, Keiland	RB	5-11	230	25	8/14/86	2	Louisiana State	Lafayette, La.	W-Wash '11	0	0	0	0
21	Wright, Eric	CB	5-10	190	26	7/24/85	5	Nevada-Las Vegas	San Francisco, Calif	UFA-Cle '11	0	0	0	0
16	Young, Titus	WR	5-11	174	22	8/21/89	R	Boise State	Los Angeles, Calif.	D-2a '11	0	0	0	0
79	Young, Willie	DE	6-4	251	25	9/19/85	2	North Carolina State	Palm Beach Gardens, Fla.	D-7a '10	0	0	0	0

## PRACTICE SQUAD

60	Bender, Casey	T	6-5	295	24	12/22/86	1	South Dakota State	Lindsay, Neb.	FA '11	0	0	0	0
64	Gerberry, Dan	C	6-3	302	25	11/10/85	1	Ball State	Austintown, Ohio	FA '09	0	0	0	0
86	Hughes, Nate	WR	6-2	195	26	1/18/85	2	Alcorn State	Starkville, Miss	FA '11	0	0	0	0
39	Silva, Ricardo	S	6-3	225	23	5/9/88	R	Hampton	Baltimore, Md.	FA '11	0	0	0	0

## RESERVE/INJURED

72	Culbreath, Johnny	T	6-5	322	23	1/27/88	R	South Carolina State	Monroe, Ga.	D-7 '11	0	0	0	0
25	Leshoure, Mikel	RB	6-0	233	23	1/25/88	R	Illinois	Champaign, Ill.	D-2b '11	0	0	0	0
34	Phillips, Randy	S	6-1	210	24	9/14/1986	1	Miami (Fla.)	Belle Grade, Fla.	FA '10	0	0	0	0

# 2011 DETROIT LIONS NUMERICAL ROSTER

Updated: September 6, 2011

No.	Name	Pos	Ht	Wt	Age	Birthdate	Exp	College	Hometown	How Acq	2011 G S DNP I
4	Jason Hanson	K	6-0	190	41	6/17/70	20	Washington State	Spokane, Wash.	D-2b '92	0 0 0 0
5	Drew Stanton	QB	6-3	230	27	5/7/84	5	Michigan State	Farmington Hills, Mich.	D-2a '07	0 0 0 0
6	Ryan Donahue	P	6-3	190	23	3/17/88	R	Iowa	Evergreen Park, Ill.	FA '11	0 0 0 0
9	Matthew Stafford	QB	6-3	232	23	2/7/88	3	Georgia	Highland Park, Texas	D-1a '09	0 0 0 0
11	Stefan Logan	WR	5-6	180	30	6/2/81	3	South Dakota	Miami, Fla.	W-Pit '10	0 0 0 0
13	Nate Burleson	WR	6-0	198	30	8/19/81	9	Nevada	Seattle, Wash.	UFA-Sea '10	0 0 0 0
14	Shaun Hill	QB	6-3	220	31	1/9/80	10	Maryland	Parsons, Kan.	T-SF '10	0 0 0 0
16	Titus Young	WR	5-11	174	22	8/21/89	R	Boise State	Los Angeles, Calif.	D-2a '11	0 0 0 0
21	Eric Wright	CB	5-10	190	26	7/24/85	5	Nevada-Las Vegas	San Francisco, Calif	UFA-Cle '11	0 0 0 0
23	Chris Houston	CB	5-11	178	26	10/18/84	5	Arkansas	Austin, Texas	T-Atl '10	0 0 0 0
24	Erik Coleman	S	5-10	207	29	5/6/82	8	Washington State	Spokane, Wash.	FA '11	0 0 0 0
26	Louis Delmas	S	5-11	202	24	4/12/87	3	Western Michigan	North Miami Beach, Fla.	D-2 '09	0 0 0 0
27	Alphonso Smith	CB	5-9	190	25	10/20/85	3	Wake Forest	Pahokee, Fla.	T-Den '10	0 0 0 0
28	Maurice Morris	RB	5-11	216	31	12/1/79	10	Oregon	Chester, S.C.	UFA-Sea '09	0 0 0 0
29	John Wendling	S	6-1	222	28	6/4/83	5	Wyoming	Rock Springs, Wyo.	FA '10	0 0 0 0
32	Aaron Berry	CB	5-11	180	23	6/25/88	2	Pittsburgh	Harrisburg, Pa.	FA '10	0 0 0 0
33	Brandon McDonald	CB	5-10	185	26	8/26/85	5	Memphis	Collins, Miss.	W-Ari '10	0 0 0 0
34	Keiland Williams	RB	5-11	230	25	8/14/86	2	Louisiana State	Lafayette, La.	W-Wash '11	0 0 0 0
36	Jerome Harrison	RB	5-9	205	28	2/26/83	7	Washington State	Kalamazoo, Mich.	UFA-Phi '11	0 0 0 0
42	Amari Spivey	CB	5-11	195	23	4/15/88	2	Iowa	Middleton, Conn.	D-3 '10	0 0 0 0
44	Jahvid Best	RB	5-10	199	22	1/30/89	2	California	Richmond, Calif.	D-2b '10	0 0 0 0
48	Don Muhlbach	LS	6-4	265	30	8/17/81	8	Texas A&M	Lufkin, Texas	FA '04	0 0 0 0
50	Isaiah Ekejiuba	LB	6-4	240	29	10/5/81	7	Virginia	Queens, N.Y.	FA '10	0 0 0 0
51	Dominic Raiola	C	6-1	295	32	12/30/78	11	Nebraska	Honolulu, Hawaii	D-2a '01	0 0 0 0
52	Justin Durant	LB	6-1	240	25	9/20/85	5	Hampton	Florence, S.C.	UFA-Jax '11	0 0 0 0
54	DeAndre Levy	LB	6-2	238	24	3/26/87	3	Wisconsin	Milwaukee, Wisc.	D-3a '09	0 0 0 0
55	Stephen Tulloch	LB	5-11	240	26	1/1/85	6	North Carolina State	Miami, Fla.	UFA-Ten '11	0 0 0 0
57	Doug Hogue	LB	6-2	226	22	2/1/89	R	Syracuse	Yonkers, N.Y.	D-5 '11	0 0 0 0
58	Ashlee Palmer	LB	6-1	236	25	4/7/86	3	Mississippi	Compton, Calif.	W-Buf '10	0 0 0 0
59	Bobby Carpenter	LB	6-2	249	28	8/1/83	6	Ohio State	Lancaster, Ohio	FA '10	0 0 0 0
63	Jacques McClendon	G	6-3	324	23	12/10/87	2	Tennessee	Cleveland, Tn.	W-Ind '11	0 0 0 0
65	Dylan Gandy	G	6-3	295	29	3/8/82	6	Texas Tech	Harlingen, Texas	FA '09	0 0 0 0
66	Stephen Peterman	G	6-4	323	29	1/11/82	7	Louisiana State	Waveland, Miss.	FA '06	0 0 0 0
67	Rob Sims	G	6-3	312	27	12/6/83	6	Ohio State	Macedonia, Ohio	T-Sea '10	0 0 0 0
70	Jason Fox	T	6-6	314	23	5/2/88	2	Miami (Fla.)	Fort Worth, Texas	D-4 '10	0 0 0 0
76	Jeff Backus	T	6-5	305	33	9/21/77	11	Michigan	Norcross, Ga.	D-1 '01	0 0 0 0
77	Gosder Cherilus	T	6-7	325	27	6/28/84	4	Boston College	Somerville, Mass.	D-1 '08	0 0 0 0
78	Corey Hilliard	T	6-6	300	26	4/26/85	5	Oklahoma State	New Orleans, La.	FA '09	0 0 0 0
79	Willie Young	DE	6-4	251	25	9/19/85	2	North Carolina State	Palm Beach Gardens, Fla.	D-7a '10	0 0 0 0
80	Maurice Stovall	WR	6-5	220	26	2/21/85	6	Notre Dame	Radnor, Pa.	UFA-TB '11	0 0 0 0
81	Calvin Johnson	WR	6-5	236	25	9/29/85	5	Georgia Tech	Tyrone, Ga.	D-1 '07	0 0 0 0
82	Rashied Davis	WR	5-9	187	32	7/24/79	7	San Jose State	Los Angeles, Calif.	UFA-Chi '11	0 0 0 0
85	Tony Scheffler	TE	6-5	255	28	2/15/83	6	Western Michigan	Chelsea, Mich.	T-Den '10	0 0 0 0
87	Brandon Pettigrew	TE	6-5	265	26	2/23/85	3	Oklahoma State	Tyler, Texas	D-1b '09	0 0 0 0
89	Will Heller	TE	6-6	275	30	2/28/81	10	Georgia Tech	Dunwoody, Ga.	UFA-Sea '09	0 0 0 0
90	Ndamukong Suh	DT	6-4	307	24	1/6/87	2	Nebraska	Portland, Ore.	D-1a '10	0 0 0 0
91	Sammie Hill	DT	6-4	329	24	11/8/86	3	Stillman	West Blocton, Ala.	D-4 '09	0 0 0 0
92	Cliff Avril	DE	6-3	260	25	4/8/86	4	Purdue	Green Cove Springs, Fla.	D-3c '08	0 0 0 0
93	Kyle Vanden Bosch	DE	6-4	278	32	11/17/78	11	Nebraska	Larchwood, Iowa	UFA-Ten '10	0 0 0 0
94	Lawrence Jackson	DE	6-4	271	26	8/30/85	3	Southern California	Inglewood, Calif.	T-Sea '10	0 0 0 0
96	Andre Fluellen	DT	6-2	302	26	3/7/85	4	Florida State	Cartersville, Ga.	D-3b '08	0 0 0 0
98	Nick Fairley	DT	6-4	298	23	1/23/88	R	Auburn	Mobile, Ala.	D-1 '11	0 0 0 0
99	Corey Williams	DT	6-4	320	31	8/17/80	8	Arkansas State	Camden, Ark.	T-Cle '10	0 0 0 0

## PRACTICE SQUAD

39	Ricardo Silva	S	6-3	225	23	5/9/88	R	Hampton	Baltimore, Md.	FA '11	0 0 0 0
60	Bender, Casey	T	6-5	295	24	12/22/86	1	South Dakota State	Lindsay, Neb.	FA '11	0 0 0 0
64	Gerberry, Dan	C	6-3	302	25	11/10/85	1	Ball State	Austintown, Ohio	FA '09	0 0 0 0
86	Nate Hughes	WR	6-2	195	26	1/18/85	2	Alcorn State	Starkville, Miss	FA '11	0 0 0 0

## RESERVE/INJURED

25	Mikel Leshoure	RB	6-0	233	23	1/25/88	R	Illinois	Champaign, Ill.	D-2b '11	0 0 0 0
34	Randy Phillips	S	6-1	210	24	9/14/1986	1	Miami (Fla.)	Belle Grade, Fla.	FA '10	0 0 0 0
72	Johnny Culbreath	T	6-5	322	23	1/27/88	R	South Carolina State	Monroe, Ga.	D-7 '11	0 0 0 0

# LIONS ROSTER MOVES

## JUNE 2010

- June 3.....Lions release CB Jahi Word-Daniels.
- June 17.....Lions claim K Justin Medlock from the Washington Redskins.
- June 23.....Lions release LS Sam Scroggins and claim LB Lee Campbell from the New York Giants.
- June 25.....Lions sign T Jason Fox and release WR Marko Mitchell.
- June 29.....Lions release K Jason Medlock and G Kurt Quarterman.
- June 30.....Lions sign K Aaron Pettrey, CB Amari Splevey and DE Willie Young.

## JULY 2010

- July 1.....Lions sign WR Tim Toone and claim DT Leger Douzable from the St. Louis Rams.
- July 2.....Lions sign CB Dre' Bly, release T Kirk Barton and CB Paul Pratt and place DE Copeland Bryan on reserve/injured list.
- July 13.....Lions release S Daniel Bullocks and sign draft choice DE Willie Young.
- July 30.....Lions agree to terms with RB Jahvid Best on five-year deal.
- July 31.....The Detroit Lions sign LB Isaiah Ekejiuba and released LB Lee Campbell.

## AUG. 2010

- Aug. 4.....Lions sign first-round draft selection DT Ndamukong Suh. The Lions also sign S Randy Phillips and release DT Leger Douzable and S Marquand Manuel.
- Aug. 7.....Lions signed DB Paul Pratt and release DT Rob Callaway.
- Aug. 9.....Lions release DT Joe Cohen and re-sign DT Rob Callaway.
- Aug. 16.....Lions place LB Jordan Dizon on injured/reserve and re-sign LB Lee Campbell. The Lions also release DE Jason Hunter.
- Aug. 17.....Lions release TE Richard Dickson and sign DE Korey Bosworth and DB Jahi Word-Daniels.
- Aug. 18.....Lions claim K Steven Hauschka from the Atlanta Falcons and release FB Matt Clapp, S Marvin White and DB Jahi-Word Daniels. The Lions also sign CB T.J. Rushing.
- Aug. 19.....Lions trade for DE Lawrence Jackson and claim DB David Roach.
- Aug. 20.....Lions sign G Noah Franklin and release G Roy Schuenig.
- Aug. 23.....Lions release WR Contrevious Parks.
- Aug. 24.....Lions picked up T Cliff Louis from the New York Giants.
- Aug. 25.....Lions claim T Tyler Polumbus and release from the Denver Broncos and waived/injured G Trevor Canfield.
- Aug. 27.....Lions claim DT Jaron Baston and DS John Wendling and have placed DE Jared DeVries on Injured Reserve and waived/injured DB David Roach.
- Aug. 30.....Lions sign LB Rocky Boiman; release WR Eric Fowler, LB Lee Campbell and DE Chima Ihekwoaba; waived/injured FB Jake Nordin.
- Aug. 31.....Lions trade T Tyler Polumbus to Seattle for a 2012 draft pick and place CB Jack Williams on Reserve/Physically Unable to Perform List.

## SEPT. 2010

- Sept. 3.....Lions release DT Jaron Baston.
- Sept. 4.....Lions release the following players: CB Dre' Bly, DE Korey Bosworth, DT Rob Callaway, LB Caleb Campbell, LB Vinny Curciu, WR Brian Clark, DT Landon Cohen, RB DeDe Dorsey, G Noah Franklin, C Dan Gerberry, K Steven Hauschka, CB Jonathan Hefney, T Jon Jansen, CB Eric King, T Cliff Louis, WR Michael Moore, CB Paul Pratt, CB T.J. Rushing, WR Tim Toone and S Ko Simpson, CB Dante Wesley.
- Sept. 5.....Lions release LB Rocky Boiman and WR Dennis Northcutt.
- Sept. 6.....Lions claim LB Spencer Havner and RS Stefan Logan and trade TE Dan Gronkowski to the Denver Broncos for CB Alphonso Smith. The Lions and Broncos also exchanged undisclosed 2011 draft picks.
- Sept. 8.....Lions sign TE Joe Jon Finley to the practice squad.
- Sept. 14.....Lions sign CB Nathan Vasher and place CB Aaron Berry on Injured Reserve.
- Sept. 21.....Lions sign C Cody Wallace to the practice squad and release DB Jonathan Hefney from the practice squad.
- Sept. 30.....Lions sign S Dante Wesley and release S Randy Phillips.

## OCT. 2010

- Oct. 2.....Lions sign S Randy Phillips to the practice squad and release S Cody Wallace from the practice squad.
- Oct. 5.....Lions release G Manny Ramirez.
- Oct. 6.....Lions claim T Jamon Meredith from the Buffalo Bills.
- Oct. 7.....Lions sign WR Alric Arnett to the practice squad and place WR Tim Toone on Practice Squad Reserve/Injured.
- Oct. 14.....Lions release LB Spencer Havner and sign LB Vinny Curciu.
- Oct. 16.....Lions waive T Jamon Meredith and activate DB Paul Pratt from the practice squad to the active roster.
- Oct. 19.....Lions release DB Paul Pratt and DB Dante Wesley.
- Oct. 23.....Lions sign LB Bobby Carpenter, sign C Cody Wallace from the New York Jets practice squad, and sign DB Paul Pratt to the practice squad.
- Oct. 27.....Lions place LB Zack Follett on Injured Reserve.
- Oct. 28.....Lions claim CB Brandon McDonald off waivers from the Arizona Cardinals.

## NOV. 2010

- Nov. 9.....Lions release DB Jonathan Wade and C Cody Wallace, sign K Dave Rayner and claim QB Zac Robinson from the Seattle Seahawks. DB Jack Williams remains on Reserve/Physically Unable to Perform.
- Nov. 20.....Lions place RB Kevin Smith on Injured Reserve and sign LB Caleb Campbell from the practice squad to the active roster.
- Nov. 23.....Lions release LB Caleb Campbell and sign G Donald Thomas.
- Nov. 24.....Lions re-sign LB Caleb Campbell to the practice squad.

## DEC. 2010

- Dec. 1.....Lions place K Jason Hanson on Injured Reserve and sign CB Tye Hill.
- Dec. 8.....Lions place CB Alphonso Smith and DE Kyle Vanden Bosch on Injured Reserve and sign CB Prince Miller from the Baltimore Ravens practice squad.
- Dec. 9.....Lions claim DE Barry Turner from the Chicago Bears.
- Dec. 10.....Lions place WR Derrick Williams on Injured Reserve and sign WR Brian Clark.
- Dec. 11.....Lions place LB Isaiah Ekejiuba on Injured Reserve and sign T Tony Ugho.
- Dec. 14.....Lions place DB Brandon McDonald on Injured Reserve, sign LB Caleb

Campbell from the Practice Squad, and sign WR Roy Hall to the Practice Squad.

- Dec. 15.....Lions place T Gosder Cherilus on Injured Reserve.
- Dec. 16.....Lions claim DB Eric King off waivers from the Cleveland Browns.
- Dec. 24.....Lions place QB Matthew Stafford on Injured Reserve and activate S Randy Phillips from the practice squad to the active roster.
- Dec. 30.....Lions place LB Landon Johnson on Injured Reserve, sign DB Paul Pratt from the practice squad to the active roster, and release WR Michael Moore from the practice squad.

## JAN. 2011

- Jan. 3.....Lions re-sign G Rob Callaway, TE Jon Joe Finley, C Dan Gerberry, RB Ian Johnson, WR Michael Moore and WR Tim Toone.
- Jan. 31.....Lions sign FB Matt Clapp.

## FEBRUARY 2011

- Feb. 1.....The Lions sign RB Matt Clapp for the 2011 season.
- Feb. 11.....The Lions release G Trevor Canfield.
- Feb. 14.....The Lions release CB Eric King.
- Feb. 23.....The Lions sign S Erik Coleman.

## MAR. 2011

- Mar. 4.....The Lions re-sign CB Nathan Vasher and release LB Julian Peterson.

## JULY 2011

- July 29.....The Lions sign the following 2011 draft choices: T Johnny Culbreath, DT Nick Fairley, LB Doug Hogue, RB Mikel Leshoure and WR Titus Young.
- July 29.....The Detroit Lions sign the following rookie free agents: LB Daunte Akra, WR Demario Ballard, WR Dominique Barnes, DB Brandon Bufford, LB Quentin Davis, TE Preston Dial, P Ryan Donahue, DB DeJuan Fulghum, WR Marcus Harris, OL Pat Illig, WR Jared Jenkins, DB Marquise Liverpool, OL Jeff Maddux, LB Cobrani Mixon, DB Jamal Robinson, DB Ricardo Silva, DB Brandon Stephens and DE Narada Williams.
- July 29.....The Lions released LB Jordan Dizon and WR Bryant Johnson.
- July 29.....The Lions sign the following unrestricted free agents: WR Rashied Davis, LB Justin Durant, C Dylan Gandy, K Dave Rayner, QB Drew Stanton and S John Wendling.
- July 29.....The Lions sign free agents CB Maurice Leggett and DT Quinn Pitcock; the Lions also sign restricted free agents: FB Jerome Felton and DT Andre Fluellen.
- July 29.....The Lions sign exclusive rights players: LB Korey Bosworth, LB Caleb Campbell, T Corey Hilliard, WR Stefan Logan, CB Prince Miller, LB Ashlee Palmer, S Randy Phillips and CB Paul Pratt.
- July 29.....The Lions place T Jeff Backus and CB Alphonso Smith on the Active/Non-Football Injury List.
- July 30.....The Lions sign unrestricted free agents CB Brandon McDonald and CB Eric Wright and release CB Marquis Liverpool.

## AUG. 2011

- Aug. 1.....The Lions sign unrestricted free agent LB Stephen Tulloch.
- Aug. 1.....The Lions sign WR Maurice Stovall and release LB Zack Follett and WR Jared Jenkins.
- Aug. 3.....The Lions release LB Korey Bosworth, LB Zack Follett and CB Jack Williams and sign DE Greg Banks.
- Aug. 4.....The Lions sign LB Bobby Carpenter, CB Chris Houston, DE Cliff Avril and T Isaac Sowells and release CB Brandon Bufford, G Pat Illig, WR Michael Moore and CB Brandon Stephens.
- Aug. 4.....The Lions claimed WR Nate Hughes (Jacksonville) and G Greg Niland (Arizona) from waivers.
- Aug. 8.....The Lions release LB Daunte Akra, DE Greg Banks and CB Jamal Robinson and sign DE Keyunta Dawson and DT Montavious Stanley.
- Aug. 9.....The Lions sign RB Mike Bell and RB Jerome Harrison, release FB Preston Dial and waive/injure CB Maurice Leggett.
- Aug. 10.....The Lions sign S Michael Johnson and C Rudy Niswanger and release LB Quentin Davis.
- Aug. 11.....The Lions sign T Kirk Chambers and waive/injure G Jeff Maddux.
- Aug. 13.....The Lions place RB Mikel Leshoure on the reserve/injured list.
- Aug. 14.....The Lions sign CB Anthony Madison and release T Tony Ugho.
- Aug. 16.....The Lions sign DB Aaron Francisco.
- Aug. 21.....The Lions place S Randy Phillips on Reserve/Injured and release T Isaac Sowells.
- Aug. 22.....The Lions sign TE Gijon Robinson.
- Aug. 24.....The Lions sign C Chris Morris and release G Greg Niland.
- Aug. 29.....The Lions release WR Demario Ballard, RB Mike Bell, TE Richard Dickson, LB DeJuan Fulghum, WR Marcus Harris, DB Michael Johnson, K Dave Rayner, and DT Montavious Stanley.
- Aug. 30.....The Lions release FB Jerome Felton.

## SEPT. 2011

- Sept. 3.....The Lions activate CB Alphonso Smith off the Active/Non-Football injury list and place T Johnny Culbreath on Reserve/Injured.
- Sept. 3.....The Lions release the following players: WR Dominique Barnes, DT Robert Callaway, LB Caleb Campbell, T Kirk Chambers, RB Matt Clapp, DE Keyunta Dawson, TE Joe Jon Finley, DB Aaron Francisco, C Dan Gerberry, P Nick Harris, WR Nate Hughes, RB Ian Johnson, DB Anthony Madison, DB Prince Miller, LB Cobrani Mixon (waived-injured), C Rudy Niswanger, DT Quinn Pitcock, DB Paul Pratt, TE Gijon Robinson, QB Zac Robinson, DB Ricardo Silva, G Donald Thomas, WR Tim Toone, DB Nathan Vasher, WR Derrick Williams, and DE Narada Williams.
- Sept. 4.....The Lions release RB Aaron Brown and C Chris Morris and claim G Jacques McClendon and RB Keiland Williams off waivers.
- Sept. 5.....The Lions sign the following players to the practice squad: C Dan Gerberry, WR Nate Hughes, S Ricardo Silva, and T Casey Bender.

***2011 DETROIT LIONS***

**2010 SEASON IN REVIEW**







## 2010 DETROIT LIONS STATISTICS

### MISCELLANEOUS STATISTICS

Starting Field Position	Total	Det	Opp	Home	Opp	Road	Opp
Drives Started	194	196	98	101	96	95	
Total Starting Lines	3653	5840	2959	2803	2694	3037	
Avg. Field Pos.	29	30	30	28	28	32	
Start-Plus Territory	26	22	15	9	11	13	
Resulting TD/FG	20	12	11	7	9	5	
Start-At Inside 20	78	56	34	34	44	22	
Resulting TD/FG	21	14	10	9	11	5	

RedZone Efficiency	Total	Det	Opp	Home	Opp	Road	Opp
Times Inside 20	45	45	25	21	20	24	
Scores	40	39	23	19	17	20	
TDs	29	27	19	13	10	14	
FGs	11	12	4	6	7	6	
Turnovers	4	2	1	1	3	1	
Clock	0	1	0	0	1	0	
Missed FG	0	0	0	0	0	0	
Downs	1	2	1	0	0	2	
Points	207	198	126	96	81	102	
Efficiency	88.9%	86.7%	92.0%	90.5%	85.0%	83.3%	
TD Efficiency	64.4%	60.0%	60.0%	61.9%	50.0%	58.3%	

Points off Turnovers	Total	Det	Opp	Home	Opp	Road	Opp
Takeaways	29	22	12	7	15	15	
Fumbles	15	8	7	1	10	7	
Interceptions	14	14	7	6	7	8	
Resulting TDs	9	10	4	3	7	7	
Resulting YPs	9	10	2	3	7	7	
Resulting FGs	8	1	3	0	5	1	
Total Scores	18	11	7	3	11	8	
%Converted	62.1%	50.0%	58.3%	42.9%	64.7%	53.3%	
Pts. Off TD	93	73	36	21	57	52	

Goal-to-Go (Defense)	Total	Det	Opp	Home	Opp	Road	Opp
Drives	22	23	9	14	13	9	
Scores	20	21	7	13	13	8	
Resulting TDs	18	18	7	12	11	6	
Resulting PATs	18	16	7	10	11	6	
Resulting 2-Pt	0	0	0	0	0	0	
Resulting FGs	2	3	0	1	2	2	
Opp. GTG Plays	49	46	16	28	33	18	
Plays Defense Held	30	25	9	15	21	10	
Stop Pct.	61.2%	54.3%	56.3%	53.6%	63.6%	55.6%	
Pts. Allowed	132	133	49	85	83	48	

3rd Down Efficiency	Det	A	Opp	A	Det	Opp
3rd @ 1	10	24	14	22	41.7%	63.6%
3rd @ 2	14	20	12	19	70.0%	63.2%
3rd @ 3	13	25	2	7	52.0%	28.6%
3rd @ 4	8	1	12	15	68.7%	46.7%
3rd @ 5	7	17	3	12	41.2%	46.7%
3rd @ 6	10	16	7	15	62.5%	46.7%
3rd @ 7	8	17	3	14	47.1%	21.4%
3rd @ 8	7	21	6	16	33.3%	37.5%
3rd @ 9	4	17	7	9	23.5%	77.8%
3rd @ 10	16	73	16	69	21.9%	23.2%
Total	97	242	77	198	40.1%	38.9%

3rd Down Efficiency	Home	A	Opp	A	Road	Opp
3rd @ 1	8	16	5	9	5	13
3rd @ 2	9	5	6	6	11	7
3rd @ 3	7	14	1	5	6	11
3rd @ 4	4	6	3	4	6	4
3rd @ 5	2	10	0	5	7	3
3rd @ 6	5	8	4	9	8	6
3rd @ 7	4	10	1	8	4	7
3rd @ 8	3	7	2	9	4	4
3rd @ 9	1	7	1	3	10	3
3rd @ 10	7	31	11	37	9	32
Total	46	118	36	98	51	100

Drive Engineering	Dr	TD	PAT	Pt	FG	MFG	Pnt	On	TD	S	Cl	Pts	Scores	Pct
Matthew Stafford	34	9	1	1	20	0	3	0	1	6	10	29.4%		
Shaun Hill	119	23	21	1	18	4	15	0	3	215	41	34.45%		
Drew Stanton	41	6	0	6	1	19	2	5	0	1	60	12	29.27%	
Team	194	38	33	2	25	5	90	6	23	0	5	340	63	32.5%
Opponents	196	41	39	0	19	1	83	5	27	1	15	342	60	30.6%

### DETROIT LIONS SUPERLATIVES

Rush Attempts.....	18	Jahvid Best (vs. StL) 10/10
Rush Yards.....	109	Maurice Morris (at TB) 12/19
Rush Average (min. 2).....	13.3	Shaun Hill (at GB) 10/3
Long Run from Scrimmage.....	45	Jahvid Best (at TB) 12/5
Long TD Run from Scrimmage.....	14	Jahvid Best (vs. Phi) 9/19
Most Rush Touchdowns.....	2, 3 times	most recent Maurice Morris (vs. NE) 11/25
Receptions.....	10, 2 times	most recent Calvin Johnson (at TB) 12/19
Receiving Yards.....	154	Jahvid Best (vs. Phi) 9/19
Receiving Average (min. 2).....	29.2	Calvin Johnson (at NYG) 10/17
Long Reception.....	87	Calvin Johnson (at NYG) 10/17
Long Reception for TD.....	87	Calvin Johnson (at NYG) 10/17
Receiving Touchdowns.....	3	Calvin Johnson (vs. StL) 10/10
Pass Attempts.....	54	Stefan Logan (at GB) 10/3
Pass Completions.....	34	Shaun Hill (at GB) 10/3
Pass Completion Percentage.....	73.3	Matthew Stafford (at Chi) 9/12
Highest Passer Rating.....	117.6	Shaun Hill (vs. StL) 10/10
Pass Yards.....	335	Shaun Hill (vs. Phi) 9/19
Longest Pass.....	87	Drew Stanton (at NYG) 10/17
Longest Pass for TD.....	87	Drew Stanton (at NYG) 10/17
Pass Touchdowns.....	4	Matthew Stafford (vs. Was) 10/31
Punt Return Attempts.....	4	Stefan Logan (vs. GB) 12/12
Punt Return Yards.....	79	Stefan Logan (vs. Was) 10/31
Punt Return Average (min. 2).....	26.3	Stefan Logan (vs. Was) 10/31
Longest Punt Return.....	71	Stefan Logan (vs. Was) 10/31
Kick Return Attempts.....	7	Stefan Logan (vs. NE) 11/25
Kick Return Yards.....	194	Stefan Logan (vs. NE) 11/25
Kick Return Average (min. 2).....	41.0	Stefan Logan (at NYG) 10/17
Longest Kickoff Return.....	105	Stefan Logan (vs. StL) 10/10
Interceptions.....	1, 14 times	most recent Amar Seawright (vs. Min) 1/2
Interceptions for TD.....	1, 2 times	most recent DeAndre Levy (at Mia) 12/26
Longest Interception Return.....	42	Alphonso Smith (vs. StL) 10/10
Fumble Returns.....	10, 2 times	most recent Jonvan Vena (vs. StL) 10/10
Longest Fumble Return.....	9, 2 times	most recent Nick Harris (vs. NYJ) 11/7
Punt Yards.....	424	Nick Harris (vs. NYJ) 11/7
Punt Average (min. 2).....	52.5	Nick Harris (vs. NYJ) 11/7
Punt Net Average (min. 2).....	46.8	Nick Harris (vs. Phi) 9/19
Longest Punt.....	66	Nick Harris (vs. Phi) 9/19
Points.....	18	Calvin Johnson (vs. Was) 10/31
Field Goals.....	4	Jason Hanson (at Chi) 10/3
Longest Field Goal.....	55	Dave Rayner (vs. Min) 1/2
Tackles.....	13	Ashelee Palmer (at NYG) 10/17
Sacks.....	3	Cliff Avril (vs. CHI) 12/5
Sack Yards for Loss.....	21.0, 2 times	most recent Cliff Avril (vs. CHI) 12/5

### OPPONENTS SUPERLATIVES

Rush Attempts.....	25, 2 times	most recent Fred Jackson (at Buf) 11/14
Rush Yards.....	160	Adrian Peterson (at Min) 9/26
Rush Average (min. 2).....	12.5	Aaron Rodgers (vs. GB) 12/12
Longest Run from Scrimmage.....	80	Adrian Peterson (at Min) 9/26
Longest TD Run from Scrimmage.....	80	Adrian Peterson (at Min) 9/26
Receptions.....	12	Danny Amendola (vs. StL) 10/10
Receiving Yards.....	151	Matt Forte (at Chi) 9/12
Receiving Average (min. 2).....	37.7	Deion Branch (vs. NE) 11/25
Longest Reception.....	89	Matt Forte (at Chi) 9/12
Longest Reception for TD.....	89	Matt Forte (at Chi) 9/12
Receiving Touchdowns.....	2, 4 times	most recent 2 players (vs. NE) 11/25
Pass Attempts.....	45	Sam Bradford (vs. StL) 10/10
Pass Completions.....	29	Chad Henne (at Mia) 12/26
Pass Completion Percentage.....	80.9	Jay Cutler (vs. CHI) 12/5
Highest Passer Rating.....	158.3	Tom Brady (vs. NE) 11/25
Pass Yards.....	372	Jay Cutler (at Chi) 9/12
Longest Pass.....	89	Jay Cutler (at Chi) 9/12
Pass Touchdowns.....	4	Tom Brady (vs. NE) 11/25
Punt Return Attempts.....	5, 3 times	most recent Brandon Banks (vs. Was) 10/31
Punt Return Yards.....	97	Bryan McCann (at Dal) 11/21
Punt Return Average (min. 2).....	18.5, 2 times	most recent Devin Hester (vs. CHI) 12/5
Longest Punt Return.....	97	Bryan McCann (at Dal) 11/21
Kickoff Return Attempts.....	7	Jordy Nelson (at GB) 10/3
Kickoff Return Yards.....	213	Brandon Banks (vs. Was) 10/31
Kickoff Return Average (min. 2).....	35.5	Brandon Banks (vs. Was) 10/31
Longest Kickoff Return.....	96	Brandon Banks (vs. Was) 10/31
Interceptions.....	2	Devin McCourty (vs. NE) 11/25
Interceptions for TD.....	1	Charles Woodson (at GB) 10/3
Longest Interception Return.....	48	Charles Woodson (at GB) 10/3
Fumble Returns.....	1, 8 times	most recent Jamarca Sanford (vs. Min) 1/2
Longest Fumble Return.....	9	Tommie Harris (at Chi) 9/12
Punts.....	9	Hunter Smith (vs. Was) 10/31
Punt Yards.....	404	Tom Meschery (vs. GB) 12/12
Punt Average (min. 2).....	51.0	Zoltan Mesko (vs. NE) 11/25
Punt Net Average (min. 2).....	46.3	Mat McCrae (at Dal) 11/21
Longest Punt.....	63	Say Rocca (vs. Phi) 9/19
Points.....	18	LeSean McCoy (vs. Phi) 9/19
Field Goals.....	3	Nick Folk (vs. NYJ) 11/7
Longest Field Goal.....	54	Robbie Gould (vs. CHI) 12/5
Tackles.....	17	Brian Urlacher (vs. CHI) 12/5
Sacks.....	2, 7	Osi Umenyiora (at NYG) 11/7
Sack Yards for Loss.....	19	Clay Matthews (at NYG) 12/12

Lions Record	W	L	Margin: 3 or less pts	1	4	Tied after 1st Qtr	5	6
At Home	4	4	Margin: 7 or less pts	3	6	Led at Half	2	4
On Road	2	6	Score 20 or less pts	2	7	Trailing at Half	3	6
On FieldTurf	4	8	Score 21 or more pts	4	3	Tied at Half	1	0
On Grass	2	2	Allow 20 or less pts	4	2	Led after 3rd Qtr	4	3
In Domes	4	6	Allow 21 or more pts	2	8	Trailing after 3rd Qtr	2	6
Outdoors	2	4	Lions Score First	5	3	Tied after 3rd Qtr	1	1
Win Coin Toss	2	4	Led after 1st Q	1	3	Overtime	1	1
Lose Coin Toss	4	6	Trailing after 1st Qtr	0	1	Win Coin Toss in OT	1	0





## 2010 DETROIT LIONS TEAM STATISTICS

	9/12	9/19	9/26	10/3	10/10	10/17	10/31	11/7	11/14	11/21	11/25	12/5	12/12	12/19	12/26	1/2	2010	2010	2010	2010	2010
	at CHI	PHI	at MIN	at GB	STL	at NYG	WAS	NYJ	at BUF	at DAL	NE	CHI	GB	at TB	at MIA	MIN	Home	Road	HI	LO	
FIRST DOWNS																					
Total	13	22	17	24	20	16	19	21	19	17	25	14	15	26	14	22	158	146	304	26	13
Rush	3	8	3	3	4	5	6	3	2	3	11	6	7	10	4	5	50	33	83	11	2
Pass	9	13	12	18	14	11	10	12	16	14	13	8	7	16	10	16	93	106	199	18	7
Pen	1	1	2	3	2	0	3	6	1	0	1	0	1	0	0	1	15	7	22	6	0
THIRD DOWNS																					
Att	14	15	12	17	13	20	17	15	19	18	14	14	15	12	12	15	118	124	242	20	12
Made	4	6	3	10	6	9	4	5	5	10	7	6	3	6	4	9	46	51	97	10	3
Pct	28.6	40.0	25.0	58.8	46.2	45.0	23.5	33.3	26.3	55.6	50.0	42.9	20.0	50.0	33.3	60.0	39.0	41.1	40.1	60.0	20.0
FOURTH DOWNS																					
Att	1	2	1	0	0	2	1	0	3	0	3	2	1	0	0	0	9	7	16	3	0
Made	0	0	1	0	0	2	1	0	3	0	2	1	0	0	0	0	4	6	10	3	0
Pct	0.0	0.0	100.0	0.0	0.0	100.0	100.0	0.0	100.0	0.0	66.7	50.0	0.0	0.0	0.0	0.0	44.4	85.7	62.5	100.0	0.0
TOTAL OFFENSE																					
Net Yds	168	444	295	431	322	366	304	306	390	338	406	302	286	433	275	357	2727	2696	5423	444	168
Ply	57	73	63	78	61	72	71	67	77	70	75	53	65	66	49	67	532	532	1064	78	49
Avg/P	2.9	6.1	4.7	5.5	5.3	5.1	4.3	4.6	5.1	4.8	5.4	5.7	4.4	6.6	5.6	5.3	5.1	5.1	5.1	6.6	2.9
RUSHING																					
Net Yds	20	115	63	123	89	64	102	78	76	75	129	134	190	181	67	107	944	669	1613	190	20
Att	21	26	19	21	26	21	25	28	26	20	27	27	41	28	21	27	227	177	404	41	19
Avg	1.0	4.4	3.3	5.9	3.4	3.0	4.1	2.8	2.9	3.8	4.8	5.0	4.6	6.5	3.2	4.0	4.2	3.8	4.0	6.5	1.0
Yds/Loss	6	4	1	1	3	3	3	5	4	2	0	1	4	4	4	2	22	25	47	6	0
Yds Lost	18	10	1	1	5	10	8	9	8	2	0	1	4	8	5	3	40	53	93	18	0
PASSING																					
Net Yds	148	329	232	308	233	302	202	228	314	263	277	168	96	252	208	250	1783	2027	3810	329	96
Att	34	45	43	54	34	49	45	37	50	47	46	24	22	38	26	39	292	341	633	54	22
Cmp	20	25	29	34	22	28	26	20	29	32	27	16	10	23	14	28	174	209	383	34	10
Int	1	2	2	2	0	1	1	1	2	1	2	0	2	0	0	1	8	8	16	2	0
Gross Yds	171	335	237	331	238	313	212	240	323	289	285	178	117	252	222	258	1863	2138	4001	335	117
Sk	2	2	1	3	1	2	1	2	1	3	2	2	2	0	2	1	13	14	27	3	0
Sky	23	6	5	23	5	11	10	12	9	26	8	10	21	0	14	8	80	111	191	26	0
Avg/PP	4.1	7.0	5.3	5.4	6.7	5.9	4.4	5.8	6.2	5.3	5.8	6.5	4.0	6.6	7.4	6.3	5.8	5.7	5.8	7.4	4.0
KICKOFFS																					
KO	3	6	2	7	9	4	7	5	3	4	4	5	2	4	7	5	43	34	77	9	2
EZ	1	1	1	0	2	0	1	1	0	0	1	0	2	0	3	3	11	5	16	3	0
TB	0	1	0	0	0	0	0	0	0	0	0	0	0	0	2	0	1	2	3	2	0
PUNTS																					
Pnt	8	4	7	2	3	5	9	9	8	6	3	4	8	4	6	4	44	46	90	9	2
Yds	337	210	300	67	134	235	398	424	333	278	141	173	354	158	278	178	2012	1986	3998	424	67
Avg	42.1	52.5	42.9	33.5	44.7	47.0	44.2	47.1	41.6	46.3	47.0	43.3	44.3	39.5	46.3	44.5	45.7	43.2	44.4	52.5	33.5
Bl	0	0	0	0	0	0	0	0	0	0	0	0	0	0	0	0	0	0	0	0	0
TB	0	0	1	0	0	0	1	0	0	2	0	1	1	0	0	1	4	3	7	2	0
Net Avg	40.0	48.8	35.9	28.0	32.3	39.8	35.6	40.2	33.0	23.5	31.3	29.0	38.3	31.8	38.0	37.3	37.3	34.5	35.8	48.8	23.5
TOTAL RETURNS																					
Ret Yards*	94	143	169	113	191	133	194	144	75	109	202	135	129	91	71	82	1220	855	556	202	71
PR	2	3	1	1	2	2	3	2	2	3	1	1	4	0	1	2	18	12	30	4	0
PR Yds	3	34	0	15	24	29	79	27	34	14	8	19	37	0	23	16	244	118	362	79	0
KR	3	5	2	4	1	4	4	4	2	4	194	116	55	91	18	57	862	657	1519	194	18
Int	1	0	2	2	2	0	1	1	0	0	0	0	2	0	2	1	7	7	14	2	0
Int Yds	23	0	27	0	62	0	4	2	0	0	0	0	37	0	30	9	114	80	194	62	0
*Does not include KO																					
FIELD GOALS																					
Made	0	1	1	4	3	2	1	0	2	1	1	2	0	3	2	2	10	15	25	4	0
Att	0	1	2	5	3	2	1	0	3	1	2	2	1	3	2	2	12	18	30	5	0
Bl	0	0	0	0	0	0	0	0	0	0	0	0	0	0	0	0	0	0	0	0	0
EXTRA POINTS																					
PAT Made	2	3	1	2	5	2	2	3	1	2	3	2	1	2	4	2	21	16	37	5	1
PAT Att	2	3	1	2	5	2	2	3	2	3	2	1	2	4	2	2	21	17	38	5	1
PAT Bl	0	0	0	0	0	0	0	0	0	0	0	0	0	0	0	0	0	0	0	0	0
Rush Made	0	0	0	0	0	0	0	0	0	0	0	0	0	0	0	0	0	0	0	0	0
Rush Att	0	0	0	0	0	0	0	0	0	0	0	0	0	0	0	0	0	0	0	0	0
Pass Made	0	1	0	0	0	0	1	0	1	0	0	0	0	0	0	2	1	3	1	0	0
Pass Att	0	1	0	0	0	0	3	0	0	0	0	0	0	0	0	4	0	4	3	0	0
PENALTIES																					
Pen	7	9	8	13	11	11	7	11	11	8	6	6	7	6	5	3	63	73	136	13	5
Pen/Y	40	51	67	102	78	91	65	102	60	76	66	42	35	57	53	33	472	546	1018	102	33
FUMBLES																					
Fumbles	3	1	1	2	1	5	1	1	1	1	0	1	0	0	0	1	6	13	19	5	0
Fum Lost	2	0	1	1	0	2	1	0	0	1	0	0	0	0	0	1	2	7	9	2	0
SCORING																					
Pts	14	32	10	26	44	20	37	21	12	19	24	14	7	23	34	20	199	158	357	44	7
TD Ru	2	2	0	0	0	0	0	1	0	0	2	1	0	1	1	1	7	4	11	2	0
TD Pa	0	2	1	2	3	2	4	2	1	2	1	1	1	1	2	1	15	11	26	4	0
TD Ret	0	0	0	0	2	0	1	0	0	0	0	0	0	0	1	0	3	1	4	2	0
PAT	2	3	1	2	5	2	2	3	0	2	3	2	1	2	4	2	21	15	36	5	0
2 pt	0	0	1	0	0	0	0	0	0	0	0	0	0	0	0	0	0	0	2	1	0
FG	0	1	1	4	3	2	1	0	2	1	0	0	3	2	2	2	8	15	23	4	0
S	0	0	0	0	0	0	0	0	0	1	0	0	0	0	0	0	0	1	1	1	0



## 2010 DETROIT LIONS OPPONENTS STATISTICS

	9/12	9/19	9/26	10/3	10/10	10/17	10/31	11/7	11/14	11/21	11/25	12/5	12/12	12/19	12/26	1/2	2010	2010	2010	2010	2010
	at CHI	PHI	at MIN	at GB	STL	at NYG	WAS	NYJ	at BUF	at DALNE	CHI	GB	at TB	at MIA	MIN	Home	Road	HI	LO	LO	
FIRST DOWNS																					
Total	23	24	21	16	23	24	13	23	12	19	20	23	13	22	28	16	155	165	320	28	12
Rush	4	9	5	6	8	8	2	5	6	6	6	6	4	5	11	7	47	51	98	11	2
Pass	15	13	11	9	12	12	10	15	6	11	13	15	8	14	15	8	94	93	187	15	6
Pen	4	2	5	1	3	4	1	3	0	2	1	2	1	3	2	1	14	21	35	5	0
THIRD DOWNS																					
Att	14	14	11	7	14	13	14	13	15	11	8	9	12	12	17	14	98	100	198	17	7
Made	6	6	3	3	6	5	2	5	5	6	4	5	2	5	8	6	36	41	77	8	2
Pct	42.9	42.9	27.3	42.9	42.9	38.5	14.3	38.5	33.3	54.5	50.0	55.6	16.7	41.7	47.1	42.9	36.7	41.0	38.9	55.6	14.3
FOURTH DOWNS																					
Att	1	0	0	0	2	0	2	0	1	1	0	0	1	2	1	0	5	6	11	2	0
Made	0	0	0	0	0	0	1	0	0	1	0	0	0	0	0	0	2	1	6	2	0
Pct	0.0	0.0	0.0	0.0	0.0	0.0	50.0	0.0	0.0	100.0	0.0	0.0	0.0	0.0	100.0	0.0	20.0	83.3	54.5	100.0	0.0
TOTAL OFFENSE																					
Net Yds	463	409	368	261	341	334	275	437	290	265	447	311	258	403	425	211	2689	2809	5498	463	211
Ply	70	68	66	40	74	62	63	70	58	56	53	58	61	64	83	59	506	499	1005	83	40
Avg/P	6.6	6.0	5.6	6.5	4.6	5.4	4.4	6.2	5.0	4.7	8.4	5.4	4.2	6.3	5.1	3.6	5.3	5.6	5.5	8.4	3.6
RUSHING																					
Net Yds	101	162	183	92	128	167	80	110	151	134	109	114	66	176	154	74	843	1158	2001	183	69
Att	31	28	30	21	28	30	19	30	33	30	25	28	20	28	37	24	202	240	442	37	16
Avg	3.3	5.8	6.1	4.4	4.6	5.6	4.2	3.7	4.6	4.5	4.4	4.1	3.3	6.3	4.2	3.1	4.2	4.8	4.5	6.3	3.1
TD-Loss	2	3	5	2	2	2	4	1	4	3	1	2	5	1	3	3	21	22	43	5	1
Yds Lost	4	6	9	4	7	5	14	5	6	7	3	2	13	1	9	17	67	45	112	17	1
PASSING																					
Net Yds	362	247	185	169	213	167	195	327	139	131	338	197	192	227	271	137	1846	1651	3497	362	131
Att	35	34	34	17	45	30	37	29	24	24	27	26	37	33	44	32	267	241	508	45	17
Cmp	23	21	23	12	23	20	21	22	12	18	21	21	22	22	29	20	171	159	330	29	12
Int	1	0	2	2	0	1	1	1	0	0	0	0	2	0	2	1	7	7	14	2	0
Gross Yds	372	284	201	181	215	177	254	336	146	147	341	234	223	252	278	145	2032	1754	3786	372	145
Sk	4	6	2	2	1	2	7	1	1	2	1	4	4	3	2	3	27	18	45	7	1
Sky	10	37	16	12	2	10	59	9	7	16	3	37	31	25	7	8	186	103	289	59	2
Avg/PP	9.3	6.2	5.1	8.9	4.6	5.2	4.4	10.9	5.6	5.0	12.1	6.6	4.7	6.3	5.9	3.9	6.3	6.4	6.3	12.1	3.9
KICKOFFS																					
KO	4	6	5	5	3	5	5	4	3	7	8	5	2	6	6	4	37	41	78	8	2
EZ	2	3	4	1	2	1	2	3	1	5	3	5	1	1	3	0	19	18	37	5	0
TB	1	1	0	1	1	1	1	0	1	2	1	2	0	0	3	0	6	9	15	3	0
PUNTS																					
Pnt	5	7	5	3	4	6	9	7	7	4	3	3	8	3	4	5	46	37	83	9	3
Yds	151	341	216	123	183	280	361	295	297	199	153	135	404	118	165	215	2087	1549	3636	404	118
Avg	30.2	48.7	43.2	41.0	45.8	46.7	40.1	42.1	42.4	49.8	51.0	45.0	50.5	39.3	41.3	43.0	45.4	41.9	43.8	51.0	30.2
Bl	0	0	0	0	0	0	0	0	0	0	0	0	0	0	0	0	0	0	0	0	0
TB	1	1	0	0	0	1	0	1	0	0	1	0	1	1	1	0	4	4	8	1	0
Net Avg	25.6	41.0	43.2	36.0	39.8	38.5	31.3	35.4	37.6	46.3	41.7	38.7	43.4	32.7	30.5	39.8	39.0	24.5	37.5	46.3	25.6
TOTAL RETURN																					
Ret Yards*	95	80	91	197	202	138	276	181	119	180	191	138	77	107	132	168	1313	1059	872	276	77
PR	5	3	5	1	2	2	5	6	7	1	3	2	2	3	4	3	26	28	54	7	1
PR Yds	17	15	29	11	37	36	58	62	69	97	47	37	28	31	50	9	293	340	633	97	9
KR	3	4	2	7	9	4	7	5	3	4	6	5	2	4	5	5	41	32	73	9	2
KR Yds	70	63	41	124	165	65	217	119	41	82	69	101	47	76	82	122	903	581	1484	217	41
Int	1	2	2	0	1	1	1	0	1	1	2	0	2	0	0	1	8	8	16	2	0
Int Yds	7	0	19	60	0	36	0	0	8	0	73	0	0	0	0	36	109	130	239	73	0
*Does not include KO																					
FIELD GOALS																					
Made	2	0	1	0	2	0	2	3	0	0	1	1	1	2	2	2	12	7	19	3	0
Att	2	0	1	0	2	0	2	3	1	0	1	1	1	2	2	2	12	8	20	3	0
Bl	0	0	0	0	0	0	0	0	0	0	0	0	0	0	0	0	0	0	0	0	0
EXTRA POINTS																					
PAT Made	1	5	3	4	0	4	1	2	2	5	6	3	0	2	3	1	18	24	42	6	0
PAT Att	1	5	3	4	0	4	1	2	2	5	6	3	0	2	3	1	18	24	42	6	0
PAT Bl	0	0	0	0	0	0	0	0	0	0	0	0	0	0	0	0	0	0	0	0	0
Rush Made	0	0	0	0	0	0	0	0	0	0	0	0	0	0	0	0	0	0	0	0	0
Rush Att	0	0	0	0	0	0	0	0	0	0	0	0	0	0	0	0	0	0	0	0	0
Pass Made	0	0	0	0	0	0	0	0	0	0	0	0	0	0	0	0	0	0	0	0	0
Pass Att	0	0	0	0	0	0	2	0	0	0	0	0	0	0	0	0	2	0	2	0	0
PENALTIES																					
Pen	9	9	12	3	7	2	10	11	4	6	5	4	3	9	8	4	53	53	106	12	2
PenY	100	75	100	31	40	15	77	99	30	39	50	25	20	65	63	25	411	443	854	100	15
FUMBLES																					
Fumbles	4	2	1	2	1	1	3	5	3	2	0	1	1	0	5	0	13	18	31	5	0
Fum Lost	3	0	1	2	1	1	1	1	1	1	0	1	1	0	1	0	5	10	15	3	0
SCORING																					
Pts	19	35	24	28	6	28	25	23	14	35	45	24	3	20	27	13	174	195	369	45	3
TD Ru	0	3	2	0	0	2	1	1	1	1	2	2	0	1	2	0	9	9	18	3	0
TD Pa	2	2	1	3	0	2	1	1	1	3	4	1	0	1	1	0	9	14	23	4	0
TD Ret	0	0	0	1	0	0	1	0	0	1	0	0	0	0	0	1	2	2	4	1	0
PAT	1	5	3	4	0	4	1	2	2	5	6	3	0	2	3	1	18	24	42	6	0
FG	2	0	0	0	0	0	0	0	0	0	0	0	0	0	0	0	0	0	0	0	0
Pt	2	0	0	1	0	2	0	2	0	0	1	1	1	2	2	2	12	7	19	3	0
S	0	0	0	0	0	0	0	0	0	0	0	0	0	0	0	0	0	0	0	0	0



## 2010 DETROIT LIONS INDIVIDUAL STATISTICS

### RUSHING

Date	Opp	J.Best					M.Morris					K.Smith					Sh.Hill					D.Stanton				
		Att	Yds	Avg	Lg	TD	Att	Yds	Avg	Lg	TD	Att	Yds	Avg	Lg	TD	Att	Yds	Avg	Lg	TD	Att	Yds	Avg	Lg	TD
9/12	at Chi	14	20	1.4	8	2	2	-3	-1.5	0	0	Inactive/Injured					3	-4	-1.3	3	0	Inactive				
9/19	PHI	17	78	4.6	33	2	3	8	2.7	0	0	Inactive/Injured					3	16	5.3	13	0	Did Not Play				
9/26	at Min	7	26	3.7	16	0	6	5	0.8	0	0	Inactive/Injured					2	4	2.0	2	0	Did Not Play				
10/3	at GB	12	50	4.2	10	0	0	0	0.0	0	0	3	12	4.0	8	0	4	53	13.3	40	0	Did Not Play				
10/10	STL	17	59	3.5	12	0	Inactive					4	24	6.0	15	0	2	9	4.5	8	0	3	-3	-1.0	0	0
10/17	at NYG	12	16	1.3	5	0	Did Not Play					4	17	4.3	10	0	0	0	0.0	--	0	3	30	10.0	0	0
10/31	WAS	12	48	4.0	20	0	0	0	0.0	0	0	12	51	4.3	13	0	Inactive/Injured					1	6	6.0	0	0
11/7	NYJ	16	48	3.0	17	0	0	0	0.0	0	0	5	10	2.0	4	0	Inactive/Injured					1	0	1.0	0	0
11/14	at Buf	17	35	2.1	9	0	0	0	0.0	0	0	6	19	3.2	6	0	1	1	1.0	1	0	Did Not Play				
11/21	at Dal	3	2	0.7	2	0	10	31	3.1	0	0	Reserve/Injured					0	0	0.0	--	0	Did Not Play				
11/25	NE	Did Not Play/Injured					9	55	6.1	1	2	Reserve/Injured					4	23	5.8	13	0	Did Not Play				
12/5	CHI	9	65	7.2	45	0	10	37	3.7	0	0	Reserve/Injured					Inactive/Injured					5	12	2.4	3	1
12/12	GB	13	38	2.9	7	0	11	51	4.6	0	0	Reserve/Injured					Inactive/Injured					4	44	11.0	0	0
12/19	at TB	6	12	2.0	14	0	15	109	7.3	10	1	Reserve/Injured					Did Not Play				2	24	12.0	0	0	
12/26	at Mia	6	24	4.0	12	0	12	22	1.8	5	1	Reserve/Injured					1	10	10.0	10	0	Did Not Play				
1/2	MIN	10	34	3.4	9	0	12	21	1.8	5	0	Reserve/Injured					2	11	5.5	7	0	Did Not Play				
Totals		171	555	3.2	45	4	90	336	3.7	10	5	34	133	3.9	15	0	22	123	5.6	40	0	18	113	6.3	3	1

Date	Opp	S.Logan					N.Burleson					J.Felton					A.Brown					C.Johnson				
		Att	Yds	Avg	Lg	TD	Att	Yds	Avg	Lg	TD	Att	Yds	Avg	Lg	TD	Att	Yds	Avg	Lg	TD	Att	Yds	Avg	Lg	TD
9/12	at Chi	0	0	0.0	--	0	0	0	0.0	--	0	2	7	3.5	0	0	0	0.0	--	0	0	0	0.0	--	0	
9/19	PHI	0	0	0.0	--	0	0	0	0.0	--	0	0	0	0.0	0	0	3	13	4.3	7	0	0	0	0.0	--	0
9/26	at Min	1	21	21.0	21	0	Inactive/Injured				2	5	2.5	0	0	0	0	0.0	--	0	1	2	2.0	2	0	0
10/3	at GB	0	0	0.0	--	0	Inactive/Injured				1	6	6.0	0	0	Inactive					1	2	2.0	2	0	0
10/10	STL	0	0	0.0	--	0	0	0	0.0	--	0	0	0	0.0	0	0	Inactive					0	0	0.0	--	0
10/17	at NYG	0	0	0.0	--	0	1	-7	-7.0	-7	0	1	8	8.0	0	0	Inactive					0	0	0.0	--	0
10/31	WAS	0	0	0.0	--	0	0	0	0.0	--	0	1	3	3.0	0	0	Inactive					0	0	0.0	--	0
11/7	NYJ	0	0	0.0	--	0	0	0	0.0	--	0	2	3	1.5	0	0	Inactive					0	0	0.0	--	0
11/14	at Buf	0	0	0.0	--	0	1	17	17.0	17	0	1	4	4.0	0	0	Inactive					0	0	0.0	--	0
11/21	at Dal	1	4	4.0	4	0	1	15	15.0	15	0	4	14	3.5	0	0	1	9	9.0	9	0	0	0	0.0	--	0
11/25	NE	0	0	0.0	--	0	0	0	0.0	--	0	0	0	0.0	0	0	13	36	2.8	7	0	1	15	15.0	15	0
12/5	CHI	2	18	9.0	17	0	0	0	0.0	--	1	2	2	2.0	0	0	0	0	0.0	--	0	0	0	0.0	--	0
12/12	GB	5	30	6.0	11	0	1	-1	-1.0	-1	0	6	15	2.5	0	0	Inactive					1	13	13.0	13	0
12/19	at TB	4	11	2.8	13	0	1	25	25.0	25	0	0	0	0.0	0	0	Inactive					0	0	0.0	--	0
12/26	at Mia	1	-1	-1.0	-1	0	1	12	12.0	12	0	0	0	0.0	0	0	Inactive					0	0	0.0	--	0
1/2	MIN	1	12	12.0	12	0	1	20	20.0	20	0	1	9	9.0	0	0	Inactive					Did Not Play/Injured				
Totals		15	95	6.3	21	0	7	81	11.6	25	0	22	76	3.5	0	0	17	58	3.4	9	0	4	32	8.0	15	0

Stafford: 4-11 (2.8 avg), 1 Lg, 1 TD vs NYJ 11/7

### RECEIVING

Date	Opp	C.Johnson					B.Pettigrew					J.Best					N.Burleson					T.Scheffler				
		Rec	Yds	Avg	Lg	TD	Rec	Yds	Avg	Lg	TD	Rec	Yds	Avg	Lg	TD	Rec	Yds	Avg	Lg	TD	Rec	Yds	Avg	Lg	TD
9/12	at Chi	4	45	11.3	16	0	1	6	6.0	0	0	5	16	3.2	8	0	1	19	19.0	19	0	6	43	7.2	0	0
9/19	PHI	4	50	12.5	19t	1	7	108	15.4	0	0	9	154	17.1	75t	1	1	4	4.0	4	0	1	5	5.0	0	0
9/26	at Min	6	56	9.3	21	0	6	44	7.3	0	0	2	13	6.5	8	0	Inactive/Injured					7	60	8.6	5	1
10/3	at GB	6	86	14.3	23t	2	8	91	11.4	0	0	5	34	6.8	15	0	Inactive/Injured					6	63	10.5	0	0
10/10	STL	4	54	13.5	29	1	1	26	6.5	3	1	4	37	9.3	22	0	4	36	14.0	26t	1	4	41	10.3	0	0
10/17	at NYG	5	146	29.2	87t	1	7	61	8.7	0	0	6	31	5.2	10	0	6	50	8.3	14t	1	2	5	2.5	0	0
10/31	WAS	9	101	11.2	15	3	2	8	4.0	2	1	5	31	6.2	11	0	7	47	6.7	25	0	0	0	0.0	0	0
11/7	NYJ	1	13	13.0	13	0	3	18	6.0	10	1	5	40	8.0	15	0	7	113	16.1	36	1	2	22	11.0	0	0
11/14	at Buf	10	128	12.8	29	1	4	50	12.5	0	0	4	4	1.0	6	0	4	47	11.8	23	0	3	34	11.3	0	0
11/21	at Dal	6	46	7.7	14t	1	1	75	9.4	0	0	4	15	3.8	13	0	7	97	13.9	58	1	1	10	10.0	0	0
11/25	NE	4	81	20.3	34	1	5	67	13.4	0	0	0	0	0.0	--	0	3	35	11.7	20	0	Inactive/Injured				
12/5	CHI	3	66	22.0	46t	1	5	36	7.2	0	0	1	32	32.0	32	0	3	27	9.0	15	0	2	9	4.5	0	0
12/12	GB	1	44	44.0	44	0	2	14	7.0	0	0	1	4	4.0	4	0	1	12	12.0	12	0	1	3	3.0	0	0
12/19	at TB	10	152	15.2	30	2	2	25	12.5	0	0	0	0	0.0	0	0	4	28	7.0	11	1	3	18	6.0	0	0
12/26	at Mia	4	52	13.0	18	0	4	74	18.5	20	1	1	53	53.0	53t	1	1	7	7.0	7	0	1	15	15.0	0	0
1/2	MIN	Did Not Play/Injured					3	19	6.3	0	0	23	38	9	0	6	83	13.8	3	1	6	50	8.3	0	0	0
Totals		77	1120	14.5	87t	12	17	722	10.2	20	4	58	487	8.4	75t	2	55	625	11.4	58	6	45	378	8.4	5	1

Date	Opp	M.Morris					B.Johnson					K.Smith					A.Brown					J.Felton				
		Rec	Yds	Avg	Lg	TD	Rec	Yds	Avg	Lg	TD	Rec	Yds	Avg	Lg	TD	Rec	Yds	Avg	Lg	TD	Rec	Yds	Avg	Lg	TD
9/12	at Chi	2	18	9.0	15	0	1	24	24.0	24	0	Inactive					0	0	0.0	--	0	0	0	0.0	--	0
9/19	PHI	0	0	0.0	--	0	1	4	4.0	4	0	Inactive					2	10	5.0	8	0	0	0	0.0	--	0
9/26	at Min	5	36	7.2	16	0	0	0	0.0	0	0	Inactive					0	0	0.0	--	0	1	5	5.0	5	0
10/3	at GB	0	0	0.0	--	0	3	23	7.7	16	0	4	22	5.5	0	0	Inactive					2	12	6.0	7	0
10/10	STL	Inactive					0	0	0.0	0	0	1	17	17.0	0	0	Inactive					1	7	7.0	7	0
10/17	at NYG	Did Not Play					2	20	10.0	14	0	0	0	0	0	0	Inactive					0	0	0	0	0
10/31	WAS	0	0	0.0	--	0	1	9	9.0	9	0	2	16	8.0	0	0	Inactive					0	0	0.0	--	0
11/7	NYJ	0	0	0.0	--	0	1	7	7.0	7	0	1	27	27.0	0	0	Inactive					0	0	0.0	--	0
11/14	at Buf	0	0	0.0	--	0	0	0	0.0	0	0	3	41	13.7	0	0	Inactive					1	0	0.0	19	0
11/21	at Dal	4	40	10.0	15	0	Inactive					0	0	0	0	0	2	6	3.0	4	0	0	19	0.0	19	0
11/25	NE	5	20	4.0	6	0	2	26	13.0	14	0	Reserve/Injured					4	29	7.3	10	0	2	7	3.5	6	0
12/5	CHI	1	3	3.0	3	0	Inactive					Reserve/Injured					0	0	0.0	--	0	0	0.0	--	0	0
12/12	GB	1	6	6.0	6	0	2	21	10.5	11	0	Reserve/Injured					Inactive					0	0	0	0	0
12/19	at TB	3	10	3.3	9	0	1	19	19.0	19	0	Reserve/Injured					Inactive					0	0	0.0	--	0
12/26	at Mia	2	13	6.5	7	0	1	8	8.0	8	0	Reserve/Injured					Inactive					0	0	0.0	--	0
1/2	MIN	2	24	12.0	12	0	3	49	16.3	23	0	Reserve/Injured					Inactive					1	0	4.0	4	0
Totals		25	170	6.8	16	0	18	210	11.7	24	0	11	123	11.2	0	0	8	45	5.6	10	0	8	54	6.8	19	0



S.Logan							
Date	Opp	PR	Yds	Av	Lg	FC	TD
9/12	at Chi	2	3	1.5	3	1	0
9/19	PHI	3	34	11.3	17	2	0
9/26	at Min	1	0	0.0	0	1	0
10/3	at GB	2	15	7.5	15	1	0
10/10	STL	2	29	14.5	17	1	0
10/17	at NYG	2	29	14.5	21	1	0
10/31	WAS	3	79	26.3	71	2	0
11/7	NYJ	2	27	13.5	15	2	0
11/14	at Buf	2	34	17.0	24	1	0
11/21	at Balt	3	14	4.7	7	2	0
11/25	NE	1	8	8.0	8	1	0
12/5	CHI	1	19	19.0	19	0	0
12/12	GB	4	37	9.3	15	2	0
12/19	at TB	0	0	0.0	0	2	0
12/26	at Mia	1	23	23.0	23	1	0
1/2	MIN	2	16	8.0	10	1	0
1/9	at Atl	1	11	11.0	21	0	0

Date	Opp	S.Logan					J.Felton					A.Fluellen					N.Burleson								
		KR	Yds	Av	Lg	FC	TD	KR	Yds	Av	Lg	FC	TD	KR	Yds	Av	Lg	FC	TD	KR	Yds	Av	Lg	FC	TD
9/12	at Chi	3	68	22.7	32	0	0	0	0	0.0	--	0	0	0	0	0.0	--	0	0	0	0	0.0	--	0	0
9/19	PHI	5	109	21.8	27	0	0	0	0	0.0	--	0	0	0	0	0.0	--	0	0	0	0	0.0	--	0	0
9/26	at Min	5	142	28.4	35	0	0	0	0	0.0	--	0	0	0	0	0.0	--	0	0	0	0	0.0	--	0	0
10/3	at GB	9	98	24.5	30	0	0	0	0	0.0	--	0	0	0	0	0.0	--	0	0	0	0	0.0	--	0	0
10/10	STL	1	105	105.0	105t	0	1	0	0	0.0	--	0	0	0	0	0.0	--	0	0	0	0	0.0	--	0	0
10/17	at NYG	2	82	41.0	58	0	1	22	22.0	22	0	0	0	0	0	0.0	--	0	0	0	0	0.0	--	0	0
10/31	WAS	3	74	24.7	28	0	0	1	37	37.0	37	0	0	0	0	0.0	--	0	0	0	0	0.0	--	0	0
11/7	NYJ	4	115	28.8	35	0	0	0	0	0.0	--	0	0	0	0	0.0	--	0	0	0	0	0.0	--	0	0
11/14	at Buf	2	114	57.0	20	0	0	0	0	0.0	--	0	0	0	0	0.0	--	0	0	0	0	0.0	--	0	0
11/21	at Dal	4	95	23.8	40	0	0	0	0	0.0	--	0	0	0	0	0.0	--	0	0	0	0	0.0	--	0	0
11/25	NE	7	194	27.7	42	0	0	0	0	0.0	--	0	0	0	0	0.0	--	0	0	0	0	0.0	--	0	0
12/5	CHI	3	116	38.7	60	0	0	0	0	0.0	--	0	0	0	0	0.0	--	0	0	0	0	0.0	--	0	0
12/12	GB	2	55	27.5	35	0	0	0	0	0.0	--	0	0	0	0	0.0	--	0	0	0	0	0.0	--	0	0
12/19	at TB	4	79	19.8	25	0	0	0	0	0.0	--	0	1	4	4.0	4	0	0	0	0	0	0.0	--	0	0
12/26	at Mia	3	18	6.0	13	0	0	0	0	0.0	--	0	0	0	0	0.0	--	0	0	0	0	0.0	--	0	0
1/2	MIN	3	57	19.0	28	0	0	0	0	0.0	--	0	0	0	0	0.0	--	0	1	0	0	0.0	0	0	0
Totals		55	1448	26.3	105t	0	1	2	59	29.5	37	0	0	1	4	4.0	4	0	0	1	0	0.0	0	0	0

		N.Harris							
Date	Opp	Pnt	Yds	Avg.	Net	TB	BL	In20	Lg
9/12	at Chi	8	337	42.1	40.0	0	0	0	48
9/19	PHI	4	210	52.5	48.8	0	0	1	66
9/26	at Min	7	300	42.9	35.9	0	0	1	53
10/3	GB	2	67	33.5	28.0	0	0	1	43
10/10	STL	3	134	44.7	32.3	0	0	1	53
10/17	at NYG	5	235	47.0	39.8	0	0	2	55
10/31	WAS	9	418	46.4	35.6	2	0	1	56
11/7	NYJ	9	424	47.1	40.2	0	0	3	56
11/14	at Buf	8	333	41.6	33.0	0	0	2	52
11/21	at Dal	6	278	46.3	23.5	2	0	3	53
11/25	NE	3	141	47.0	31.3	0	0	1	48
12/5	CHI	4	173	43.3	29.0	1	0	2	54
12/12	GB	8	354	44.3	38.3	1	0	2	51
12/19	at TB	4	158	39.5	31.8	0	0	1	44
12/26	at Mia	6	278	46.3	38.0	0	0	2	61
1/2	MIN	4	178	44.5	37.3	1	0	1	54
<b>Totals</b>		<b>90</b>	<b>4418</b>	<b>44.6</b>	<b>35.8</b>	<b>8</b>	<b>0</b>	<b>24</b>	<b>66</b>

Date	Opp	Sh.Hill										D.Stanton													
		Att	Cmp	Yds	Pct	Avg	TD	TD%	Int	Int%	Lg	Sk/Y	Rtg	Att	Cmp	Yds	Pct	Avg	TD	TD%	Int	Int%	Lg	Sk/Y	Rtg
9/12	at Chi	19	9	88	47.4	4.63	0	0.0	1	5.3	24	1/9	38.9	Inactive											
9/19	PHI	45	25	335	55.6	7.44	2	4.4	2	4.4	75t	2/6	75.7	Did Not Play											
9/26	at Min	43	29	347	67.4	5.51	1	2.3	2	4.7	24	1/5	69.6	Did Not Play											
10/3	at Min	53	34	331	64.2	5.3	2	3.7	2	3.7	27	2/3	77.0	Did Not Play											
10/10	STL	32	21	227	65.6	7.09	1	9.4	0	0.0	29	1/5	117.6												
10/17	at NYG	15	9	91	60.0	6.07	1	6.7	0	0.0	22	0/0	99.6												
10/31	WAS	Inactive/Injured												Did Not Play											
11/7	NYJ	Inactive/Injured												1	0										
11/14	at Buf	50	29	323	58.0	6.46	1	2.0	1	2.0	29	1/6	75.7	Did Not Play											
11/21	at Dal	43	32	289	74.4	6.52	4	9.3	1	2.3	58	3/18	89.8												
11/25	NE	46	27	285	58.7	6.20	1	2.2	2	4.3	34	2/8	65.9	Did Not Play											
12/5	CHI	Inactive/Injured												24	16	178	66.7	7.42	1	4.2	0	0	46t	2	102.4
12/12	GB	Inactive/Injured												22	10	117	45.5	5.32	1	4.5	2	9.1	44	2/21	91.4
12/19	at TB	Did Not Play												37	23	252	62.2	6.81	1	2.7	0	0	30	0/0	39.3
12/26	at Mia	26	14	222	53.8	8.54	2	7.7	0	0.0	53t	2/14	108.2	Did Not Play											
12/28	MIN	39	28	258	71.8	6.72	1	2.6	1	2.6	71	1/6	87.1												
Total		416	257	2586	61.8	6.46	16	3.8	17	2.9	75t	17/113	81.3	119	69	780	58.8	6.55	4	3.4	3	2.5	87t	6/42	78.4

[illegible]



## DEFENSE

		Avril, Cliff					Berry, Aaron					Brown, C.C.					Carpenter, Bobby					Ciurciu, Vinny						
Date	Opp	TT	ST	AT	Sk	SKY	TT	ST	AT	Sk	SKY	TT	ST	AT	Sk	SKY	TT	ST	AT	Sk	SKY	TT	ST	AT	Sk	SKY		
9/12	at Chi	1	1	0	0.0	0.0						6	5	1	0.0	0.0	Not with Team						Not with Team					
9/19	PHI	Inactive/Injury					Reserve/Injured					5	5	0	0.0	0.0	Not with Team						Not with Team					
9/26	at Min	3	2	1	1.0	8.0	Reserve/Injured					7	5	2	0.0	0.0	Not with Team						Not with Team					
10/3	at GB	2	1	1	0.0	0.0	Reserve/Injured					3	2	1	0.0	0.0	Not with Team						Not with Team					
10/10	STL	1	0	1	0.0	0.0	Reserve/Injured					3	2	1	0.0	0.0	Not with Team						Not with Team					
10/17	at NYG	3	1	2	0.0	0.0	Reserve/Injured					7	6	1	0.0	0.0	Not with Team											
10/21	WSH	5	4	1	2.0	16.0	Reserve/Injured					3	1	2	0.0	0.0		0	0	0.0	0.0		1	1	0	0.0	0.0	
11/7	NYJ	2	1	1	1.0	9.0	Reserve/Injured					Inactive/Injury						0	0	0	0.0	0.0		0	0	0	0.0	0.0
11/14	at Buf	Inactive/Injury					Reserve/Injured					0	0	0	0.0	0.0		0	0	0	0.0	0.0		0	0	0	0.0	0.0
11/21	at Dal	Inactive/Injury					Reserve/Injured					1	1	0	0.0	0.0		0	0	0	0.0	0.0		0	0	0	0.0	0.0
11/25	NE	2	2	0	0.0	0.0	Reserve/Injured					0	0	0	0.0	0.0		0	0	0	0.0	0.0		0	0	0	0.0	0.0
12/5	CHI	4	4	0	3.0	21.0	Reserve/Injured					0	0	0	0.0	0.0		0	0	0	0.0	0.0		0	0	0	0.0	0.0
12/12	GB	0	0	0	0.0	0.0	Reserve/Injured					0	0	0	0.0	0.0		1	1	0	0.0	0.0		0	0	0	0.0	0.0
12/19	at TB	1	1	0	1.0	3.0	Reserve/Injured					2	2	0	0.0	0.0		3	1	1	0.0	0.0	Inactive					
12/26	at Mia	2	2	0	0.0	0.0	Reserve/Injured					3	3	0	0.0	0.0		8	5	3	0.0	0.0		0	0	0	0.0	0.0
1/2	MIN	5	3	2	0.5	4.0	Reserve/Injured					0	0	0	0.0	0.0		3	0	0	0.0	0.0		0	0	0	0.0	0.0
Totals		31	22	9	6.5	61.0		3	3	0	0.0	0.0	40	32	8	0.0	0.0	21	14	7	0.0	0.0	1	1	0	0.0	0.0	

		Delmas, Louis					Ekejiuba, Isaiah					Fluellen, Andre					Follett, Zack					Hawyer, Spencer				
Date	Opp	TT	ST	AT	Sk	SKY	TT	ST	AT	Sk	SKY	TT	ST	AT	Sk	SKY	TT	ST	AT	Sk	SKY	TT	ST	AT	Sk	SKY
9/12	at Chi	8	8	0	0.0	0.0	1	1	0	0.0	0.0	2	2	0	0.0	0.0	1	1	0	0.0	0.0	0	0	0	0.0	0.0
9/19	PHI	7	6	1	1.0	5.0	0	0	0	0.0	0.0	0	0	0	0.0	0.0	4	2	2	0.0	0.0	0	0	0	0.0	0.0
9/26	at Min	4	3	1	0.0	0.0	0	0	0	0.0	0.0	0	0	0	0.0	0.0	Inactive/Injury					1	1	0	0.0	0.0
10/3	at GB	6	5	1	1.0	7.0	0	0	0	0.0	0.0	0	0	0	0.0	0.0	5	3	2	0.0	0.0	0	0	0	0.0	0.0
10/10	STL	8	5	3	0.0	0.0	0	0	0	0.0	0.0	2	0	0	0.0	0.0	2	0	2	0.0	0.0	5	3	2	0.0	0.0
10/17	at NYG	8	4	4	0.0	0.0	0	0	0	0.0	0.0	1	1	0	0.0	0.0	4	2	2	0.0	0.0	Not with Team	Not with Team	Not with Team	Not with Team	Not with Team
10/31	WSH	5	3	2	0.0	0.0	0	0	0	0.0	0.0	0	0	0	0.0	0.0	Reserve/Injured					Not with Team	Not with Team	Not with Team	Not with Team	Not with Team
11/7	NYJ	7	5	2	0.0	0.0	Inactive/Injury					1	0	1	0.0	0.0	Reserve/Injured					Not with Team	Not with Team	Not with Team	Not with Team	Not with Team
11/14	at Buf	4	1	3	0.0	0.0	Inactive/Injury					1	0	1	0.0	0.0	Reserve/Injured					Not with Team	Not with Team	Not with Team	Not with Team	Not with Team
11/21	at Dal	3	3	0	0.0	0.0	Inactive/Injury					0	0	0	0.0	0.0	Reserve/Injured					Not with Team	Not with Team	Not with Team	Not with Team	Not with Team
11/25	NE	2	1	0	0.0	0.0	0	0	0	0.0	0.0	0	0	0	0.0	0.0	Reserve/Injured					Not with Team	Not with Team	Not with Team	Not with Team	Not with Team
12/5	CHI	7	5	2	0.0	0.0	0	0	0	0.0	0.0	0	0	0	0.0	0.0	Reserve/Injured					Not with Team	Not with Team	Not with Team	Not with Team	Not with Team
12/12	GB	3	2	1	0.0	0.0	Reserve/Injured					2	2	0	1.0	13.0	Reserve/Injured					Not with Team	Not with Team	Not with Team	Not with Team	Not with Team
12/19	at TB	4	4	0	0.0	0.0	Reserve/Injured					1	1	0	0.0	0.0	Reserve/Injured					Not with Team	Not with Team	Not with Team	Not with Team	Not with Team
12/26	at Mia	6	5	1	0.0	0.0	Reserve/Injured					2	2	0	0.0	0.0	Reserve/Injured					Not with Team	Not with Team	Not with Team	Not with Team	Not with Team
1/2	MIN	5	3	2	0.5	4.0	Reserve/Injured					0	0	0	0.0	0.0	Reserve/Injured					Not with Team	Not with Team	Not with Team	Not with Team	Not with Team
Totals		84	62	22	2.0	12.0	1	1	0	0.0	0.0	10	8	2	1.0	13.0	16	8	8	0.0	0.0	6	4	2	0.0	0.0

		Hill, Sammie					Hill, Ty					Houston, Chris					Jackson, Lawrence					Johnson, Landon					
Date	Opp	TT	ST	AT	Sk	SKY	TT	ST	AT	Sk	SKY	TT	ST	AT	Sk	SKY	TT	ST	AT	Sk	SKY	TT	ST	AT	Sk	SKY	
9/12	at Chi	1	1	0	1.0	8.0	Not with Team					4	4	0	0.0	0.0	Inactive					3	3	0	0.0	0.0	
9/19	PHI	1	0	1	0.5	2.0	Not with Team					3	1	2	0.0	0.0	2	1	1	0.0	0.0	2	1	1	0.0	0.0	
9/26	at Min	1	1	0	0.0	0.0	Not with Team					5	5	0	0.0	0.0	2	2	0	1.0	8.0	Inactive/Injury					
10/3	at GB	Inactive/Injured					Not with Team					1	1	0	0.0	0.0	0	0	0	0.0	0.0	4	3	1	0.0	0.0	
10/10	STL	2	1	1	0.0	0.0	Not with Team					4	4	0	0.0	0.0	Inactive					3	3	0	0.0	0.0	
10/17	at NYG	3	2	1	0.0	0.0	Not with Team					3	3	0	0.0	0.0	0	0	0	0.0	0.0	Inactive/Injury					
10/31	WSH	1	1	0	0.0	0.0	Not with Team					4	3	1	0.0	0.0	Inactive					0	0	0	0.0	0.0	
11/7	NYJ	1	1	0	0.0	0.0	Not with Team					1	1	0	0.0	0.0	Inactive					0	0	0	0.0	0.0	
11/14	at Buf	3	1	2	0.0	0.0	Not with Team					5	4	1	0.0	0.0	8	4	4	1.0	7.0	4	4	0	0.0	0.0	
11/21	at Dal	2	2	0	0.0	0.0	Not with Team					2	2	0	0.0	0.0	2	1	1	15.0	12.0	3	3	0	0.0	0.0	
11/25	NE	2	2	0	0.0	0.0	Not with Team					4	3	1	0.0	0.0	Inactive/Injury					7	7	0	0.0	0.0	
12/5	CHI	2	1	1	0.0	0.0	Inactive					6	6	0	0.0	0.0	3	1	2	0.0	0.0	5	2	3	0.0	0.0	
12/12	GB	4	2	2	0.0	0.0	Not with Team					4	3	1	0.0	0.0	5	2	3	1.0	6.5	7	5	2	0.0	0.0	
12/19	at TB	3	3	0	1.0	8.0	Not with Team					0	0	0	0.0	0.0	4	3	1	1.0	14.0	Inactive/Injury					
12/26	at Mia	3	2	1	0.0	0.0	Not with Team					1	1	0	0.0	0.0	7	7	0	0.0	0.0	0	0	0	0.0	0.0	
1/2	MIN	1	1	0	0.0	0.0	Not with Team					0	0	0	0.0	0.0	Inactive/Injury					1	0	1	0.0	0.0	
Totals		30	21	9	2.5	18.0		2	2	0	0.0	0.0	54	48	6	0.0	0.0	34	21	13	6.0	51.5	40	32	8	0.0	0.0

		King, Eric					Levy, DeAndre					McBride, Turk					McDonald, Brandon					Miller, Prince				
Date	Opp	TT	ST	AT	Sk	SKY	TT	ST	AT	Sk	SKY	TT	ST	AT	Sk	SKY	TT	ST	AT	Sk	SKY	TT	ST	AT	Sk	SKY
9/12	at Chi	Not with Team					Inactive/Injury					1	1	0	1.0	0.0	Not with Team						Not with Team			
9/19	PHI	Not with Team					Inactive/Injury					1	1	0	1.0	8.0	Not with Team						Not with Team			
9/26	at Min	Not with Team					2	2	0	0.0	0.0	1	1	0	0.0	0.0	Not with Team						Not with Team			
10/3	at GB	Not with Team					Inactive/Injury					1	1	0	0.0	0.0	Not with Team						Not with Team			
10/10	STL	Not with Team					Inactive/Injury					0	0	0	0.0	0.0	Not with Team						Not with Team			
10/17	at NYG	Not with Team					Inactive/Injury					Inactive/Injury					Not with Team						Not with Team			
10/31	WSH	Not with Team					4	4	0	0.0	0.0	2	1	1	0.0	0.0	Inactive						Not with Team			
11/7	NJY	Not with Team					10	9	1	0.0	0.0	0	0	0	0.0	0.0	2	2	0	0.0	0.0		Not with Team			
11/14	at Buf	Not with Team					6	3	3	0.0	0.0	6	2	4	0.0	0.0	0	0	0	0.0	0.0		Not with Team			
11/21	at Dal	Not with Team					1	6	0	0.0	0.0	0	0	0	0.0	0.0	0	0	0	0.0	0.0		Not with Team			
11/25	NIE	Not with Team					3	3	0	0.0	0.0	1	0	1	0.0	0.0	1	1	0	0.0	0.0		Not with Team			
12/5	CHI	Not with Team					6	2	4	0.0	0.0	5	1	4	1.0	16.0	4	2	2	0.0	0.0		Not with Team			
12/12	GB	Not with Team					8	2	6	0.0	0.0	3	1	2	2.0	11.5	5	4	1	0.0	0.0		3	1	2	0.0
12/19	at TB	2	1	1	0.0	0.0	11	11	0	0.0	0.0	6	2	4	0.0	0.0	Reserve/Injured						0	0	0	0.0
12/26	at Mia	1	0	1	0.0	0.0	4	0	0	0.0	0.0	4	0	0	0.0	0.0	Reserve/Injured						0	0	0	0.0
1/2	MIN	3	2	1	0.0	0.0	11	4	7	0.0	0.0	1	1	0	0.0	0.0	Reserve/Injured						3	2	1	0.0
Totals		6	3	3	0.0	0.0	72	50	22	0.0	0.0	33	16	17	5.0	35.5	13	10	3	0.0	0.0		6	3	3	0.0



# SEASON IN REVIEW

Detroitlions.com  
Media.Detroitlions.com

Date	Opp	Suh, Ndamukong					Vanden Bosch, Kyle					Vasher, Nathan					Wade, Jonathan					Wendling, John						
		TT	ST	AT	Sk	SKY	TT	ST	AT	Sk	SKY	TT	ST	AT	Sk	SKY	TT	ST	AT	Sk	SKY	TT	ST	AT	Sk	SKY		
9/12	at Chi	1	1	0	1.0	1.0	11	10	1	0.0	0.0	Not with Team	0	0	0	0.0	0.0	2	2	0	0.0	0.0	0	0	0	0.0	0.0	
9/19	PHI	8	6	2	1.0	7.0	6	2	4	1.5	14.0	0	0	0	0.0	0.0	6	6	0	0.0	0.0	0	0	0	0.0	0.0		
9/26	at Min	4	4	0	0.0	0.0	1	1	0	0.0	0.0	0	0	0	0.0	0.0	5	5	0	0.0	0.0	0	0	0	0.0	0.0		
10/3	at GB	3	3	0	1.0	5.0	2	2	0	0.0	0.0	0	0	0	0.0	0.0	4	3	1	0.0	0.0	0	0	0	0.0	0.0		
10/10	STL	3	2	1	0.0	0.0	2	0	2	0.0	0.0	0	0	0	0.0	0.0	4	3	1	0.0	0.0	0	0	0	0.0	0.0		
10/17	at NYG	3	2	1	1.5	7.5	4	3	1	0.5	2.5	0	0	0	0.0	0.0	2	2	0	0.0	0.0	0	0	0	0.0	0.0		
10/31	WSH	5	4	1	2.0	17.0	6	5	1	2.0	21.0	0	0	0	0.0	0.0	5	3	2	0.0	0.0	0	0	0	0.0	0.0		
11/7	NYJ	3	3	0	0.0	0.0	5	4	1	0.0	0.0	1	1	0	0.0	0.0	0	0	0	0.0	0.0	0	0	0	0.0	0.0		
11/14	at Buf	3	1	2	0.0	0.0	8	3	5	0.0	0.0	0	0	0	0.0	0.0	Not with Team	0	0	0	0.0	0.0	0	0	0	0.0	0.0	
11/21	at Dal	0	5	3	0.5	4.0	4	4	0	0.0	0.0	0	0	0	0.0	0.0	Not with Team	0	0	0	0.0	0.0	0	0	0	0.0	0.0	
11/25	NE	4	3	1	1.0	3.0	0	0	0	0.0	0.0	1	0	1	0.0	0.0	Not with Team	0	0	0	0.0	0.0	0	0	0	0.0	0.0	
12/5	CHI	4	3	1	0.0	0.0	Reserve/Injured	0	0	0	0.0	0	0	0	0.0	0.0	Not with Team	0	0	0	0.0	0.0	0	0	0	0.0	0.0	
12/12	GB	3	1	2	0.0	0.0	Reserve/Injured	2	0	2	0.0	0.0	2	0	2	0.0	0.0	Not with Team	0	0	0	0.0	0.0	0	0	0	0.0	0.0
12/19	at TB	3	2	1	0.0	0.0	Reserve/Injured	3	2	1	0.0	0.0	0	0	0	0.0	0.0	Not with Team	6	4	2	0.0	0.0	0	0	0	0.0	0.0
12/26	at Mia	5	5	0	1.0	3.0	Reserve/Injured	8	8	0	0.0	0.0	2	2	0	0.0	0.0	Not with Team	0	0	0	0.0	0.0	0	0	0	0.0	0.0
1/2	MIN	6	4	2	1.0	0.0	Reserve/Injured	2	2	0	0.0	0.0	0	0	0	0.0	0.0	Not with Team	0	0	0	0.0	0.0	0	0	0	0.0	0.0
Totals		66	49	17	10.0	47.5	49	34	15	4.0	37.5	17	13	4	0.0	0.0	26	23	3	0.0	0.0	6	4	2	0.0	0.0	0.0	

Date	Opp	Wesley, Dante					Williams, Corey					Young, Willie					TEAM				
		TT	ST	AT	Sk	SKY	TT	ST	AT	Sk	SKY	TT	ST	AT	Sk	SKY	TT	ST	AT	Sk	SKY
9/12	at Chi	Not with Team					5	5	0	1.0	1.0	Inactive					0	0	0	0.0	0.0
9/19	PHI	Not with Team					2	2	0	0.0	0.0	Inactive					0	1	0	0.0	0.0
9/26	at Min	Not with Team					0	0	0	0.0	0.0	Inactive					0	0	0	0.0	0.0
10/3	at GB	0	0	0	0.0	0.0	3	2	1	0.0	0.0	Inactive					0	0	0	0.0	0.0
10/10	STL	1	1	0	0.0	0.0	7	6	1	0.0	0.0	Inactive					0	0	0	0.0	0.0
10/17	at NYG	0	0	0	0.0	0.0	3	2	1	0.0	0.0	Inactive					0	0	0	0.0	0.0
10/31	WSH	Not with Team					2	2	0	0.0	0.0	Inactive					1	1	0	1.0	5.0
11/7	NYJ	Not with Team					3	3	0	0.0	0.0	Inactive					0	0	0	0.0	0.0
11/14	at Buf	Not with Team					0	0	0	0.0	0.0		0	0.0	0.0		0	0	0	0.0	0.0
11/21	at Dal	Not with Team					0	0	0	0.0	0.0	Inactive					0	0	0	0.0	0.0
11/25	NE	Not with Team					1	1	0	0.0	0.0	Inactive					0	0	0	0.0	0.0
12/5	CHI	Not with Team					3	3	0	0.0	0.0	Inactive					0	0	0	0.0	0.0
12/12	GB	Not with Team					0	0	0	0.0	0.0	Inactive					0	0	0	0.0	0.0
12/19	at TB	Not with Team					1	0	1	0.0	1.0	Inactive					0	0	0	0.0	0.0
12/26	at Mia	Not with Team					5	5	0	1.0	4.0	Inactive					0	0	0	0.0	0.0
1/2	MIN	Not with Team					0	0	0	0.0	0.0					0	0	0	0.0	0.0	
Totals		1	1	0	0.0	0.0	37	32	5	2.0	5.0	0	0	0	0.0	0.0	2	1	1	1.0	5.0

## INTERCEPTIONS

Date	Opp	Arrill, Cliff					Berry, Aaron					Brown, C.C.					Carpenter, Bobby					Follett, Zack					
		Int	Yds	Avg	TD	PD	Int	Yds	Avg	TD	PD	Int	Yds	Avg	TD	PD	Int	Yds	Avg	TD	PD	Int	Yds	Avg	TD	PD	
9/12	at Chi	0	0	0.0	0	0	1	23	23.0	0	1	0	0	0.0	0	1	Not with Team	0	0	0.0	0	0	0	0.0	0	0	
9/19	PHI	Inactive/Injury	0	0	0.0	0	Reserve/Injured	0	0	0.0	0	0	0	0.0	0	1	Not with Team	0	0	0.0	0	0	0	0.0	0	0	
9/26	at Min	0	0	0.0	0	0	Reserve/Injured	0	0	0.0	0	0	0	0.0	0	1	Not with Team	Inactive/Injury	0	0	0.0	0	0	0	0.0	0	
10/3	at GB	0	0	0.0	0	0	Reserve/Injured	0	0	0.0	0	0	0	0.0	0	0	Not with Team	0	0	0.0	0	0	0	0	0.0	0	
10/10	STL	0	0	0.0	0	1	Reserve/Injured	0	0	0.0	0	0	0	0.0	0	0	Not with Team	0	0	0.0	0	0	0	0	0.0	0	
10/17	at NYG	0	0	0.0	0	1	Reserve/Injured	0	0	0.0	0	0	0	0.0	0	1	Not with Team	0	0	0.0	0	0	0	0	0.0	0	
10/31	WSH	0	0	0.0	0	0	Reserve/Injured	0	0	0.0	0	0	0	0.0	0	0	0	0	0.0	0	0	Reserve/Injured	0	0	0.0	0	0
11/7	NYJ	0	0	0.0	0	0	Reserve/Injured	0	0	0.0	0	Reserve/Injury	0	0	0	0	0	0	0.0	0	0	Reserve/Injured	0	0	0.0	0	0
11/14	at Buf	Inactive/Injury	0	0	0.0	0	Reserve/Injured	0	0	0.0	0	0	0	0.0	0	0	0	0	0.0	0	0	Reserve/Injured	0	0	0.0	0	0
11/21	at Dal	Inactive/Injury	0	0	0.0	0	Reserve/Injured	0	0	0.0	0	0	0	0.0	0	0	0	0	0.0	0	0	Reserve/Injured	0	0	0.0	0	0
11/25	NE	0	0	0.0	0	0	Reserve/Injured	0	0	0.0	0	0	0	0.0	0	0	0	0	0.0	0	0	Reserve/Injured	0	0	0.0	0	0
12/5	CHI	0	0	0.0	0	0	Reserve/Injured	0	0	0.0	0	0	0	0.0	0	0	0	0	0.0	0	0	Reserve/Injured	0	0	0.0	0	0
12/12	GB	0	0	0.0	0	0	Reserve/Injured	0	0	0.0	0	0	0	0.0	0	0	0	0	0.0	0	0	Reserve/Injured	0	0	0.0	0	0
12/19	at TB	0	0	0.0	0	0	Reserve/Injured	0	0	0.0	0	0	0	0.0	0	0	0	0	0.0	0	2	Reserve/Injured	0	0	0.0	0	0
12/26	at Mia	0	0	0.0	0	1	Reserve/Injured	0	0	0.0	0	0	0	0.0	0	0	0	0	0.0	0	0	Reserve/Injured	0	0	0.0	0	0
12/31	MIN	0	0	0.0	0	0	Reserve/Injured	0	0	0.0	0	0	0	0.0	0	0	0	0	0.0	0	0	Reserve/Injured	0	0	0.0	0	0
Totals		0	0	0.0	0	4	1	23	23.0	0	1	0	0	0.0	0	4	0	0	0.0	0	2	0	0	0.0	0	1	

Date	Opp	Houston, Chris					Levy, DeAndre					McDonald, Brandon					Miller, Prince					Palmer, Ashlee					
		Int	Yds	Avg	TD	PD	Int	Yds	Avg	TD	PD	Int	Yds	Avg	TD	PD	Int	Yds	Avg	TD	PD	Int	Yds	Avg	TD	PD	
9/12	at Chi	0	0	0.0	0	0	Inactive/Injury					Not with Team					Not with Team					0	0	0.0	0	0	
9/19	PHI	0	0	0.0	0	0	Inactive/Injury					Not with Team					Not with Team					0	0	0.0	0	0	
9/26	at Min	0	0	0.0	0	0					0.0	0	0	0	0	0	Not with Team					0	0	0.0	0	0	
10/3	at GB	1	0	0.0	0	1	Inactive/Injury					Not with Team					Not with Team					0	0	0.0	0	0	
10/10	STL	0	0	0.0	0	2	Inactive/Injury					Not with Team					Not with Team					0	0	0.0	0	0	
10/17	at NYG	0	0	0.0	0	0	Inactive/Injury					Not with Team					Not with Team					0	0	0.0	0	0	
10/31	WSH	0	0	0.0	0	1				0.0	0	0	Inactive				Not with Team					0	0	0.0	0	0	
11/7	NYJ	0	0	0.0	0	0				0	0	0.0	0	0	0	0	Not with Team					0	0	0.0	0	0	
11/14	at Buf	0	0	0.0	0	2				0.0	0	0	0	0	0	0	Not with Team					0	0	0.0	0	0	
11/21	at Dal	0	0	0.0	0	0				0	0	0.0	0	0	0	0	Not with Team					0	0	0.0	0	0	
11/25	NE	0	0	0.0	0	0				0	0	0.0	0	0	0	0	Not with Team					0	0	0.0	0	0	
12/5	CHI	0	0	0.0	0	0				0	0	0.0	0	0	0	0	Not with Team					0	0	0.0	0	0	
12/12	GB	0	0	0.0	0	0		1	11	11.0	0	2	0	0	0	0	1	0	0	0.0	0	0	0	0	0.0	0	0
12/19	at TB	0	0	0.0	0	0						Reserve/Injured					0	0	0.0	0	0	0	0	0.0	0	0	
12/26	at Mia	0	0	0.0	0	0		1	30	30.0	1	1	Reserve/Injured				0	0	0.0	0	0	0	0	0.0	0	0	
1/2	MIN	Inactive/Injury								0.0	0		Reserve/Injured				0	0	0.0	0	1	0	0	0.0	0	1	
Totals		1	0	0.0	0	10		2	41	20.5	1	4	0	0	0.0	0	1	0	0	0.0	0	1	0	0	0.0	0	1





## SPECIAL TEAMS

		Curcio, Vinny				Ekejiuba, Isaiah				Fellton, Jerome				Follett, Zack				Hanson, Jason				
Date	Opp	TT	ST	AT	FF	FR	TT	ST	AT	FF	FR	TT	ST	AT	FF	FR	TT	ST	AT	FF	FR	
9/12	at Chi	Not with Team																				
9/19	PHI	Not with Team																				
9/26	at Min	Not with Team																				
10/3	at GB	Not with Team																				
10/10	STL	Not with Team																				
10/17	at NYG	0	0	0																		
10/31	WSH	1	1	0																		
11/7	NJ/J	2	0	2																		
11/14	at Buf	2	1	0																		
11/21	at Dal	0	0	0																		
11/25	NE	2	1	1																		
12/5	CHI	0	0	0																		
12/12	GB	0	0	0																		
12/19	at TB	Inactive																				
12/26	at Mia	0	0	0																		
1/2	MIN																					
Totals		9	5	6	0	0	0	10	2	1	0	6	6	0	5	1	0	0			0	0

		Harris, Nick						Z						Havner, Spencer						Heller, Will						Hill, Tye						Houston, Chris					
Date	Opp	TT	ST	AT	FF	FR	TT	ST	AT	FF	FR	TT	ST	AT	FF	FR	TT	ST	AT	FF	FR	TT	ST	AT	FF	FR	TT	ST	AT	FF	FR						
9/12	at Chi	0	0	0	0	0	1	1	0	0	0	0	0	0	0	0	0	0	0	0	0	0	0	0	0	0	1	1	0	0	0						
9/19	PHI	0	0	0	0	0	0	0	0	0	0	0	0	0	0	0	0	0	0	0	0	0	0	0	0	0	0	0	0	0	0						
9/26	at Min	0	0	0	0	0	0	0	0	0	0	0	0	0	0	0	0	0	0	0	0	0	0	0	0	0	0	0	0	0	0						
10/3	at GB	0	0	0	0	0	1	0	1	0	0	0	0	0	0	0	0	0	0	0	0	0	0	0	0	0	0	0	0	0	0						
10/10	STL	0	0	0	0	0	1	1	0	0	0	0	0	0	0	0	0	0	0	0	0	0	0	0	0	0	0	0	0	0	0						
10/17	at NYG	0	0	0	0	0	0	0	0	0	0	0	0	0	0	0	0	0	0	0	0	0	0	0	0	0	0	0	0	0	0						
10/24	WSH	0	1	0	0	0	0	0	0	0	0	0	0	0	0	0	0	0	0	0	0	0	0	0	0	0	1	1	0	0	0						
11/7	NYJ	0	0	0	0	0	0	0	0	0	0	0	0	0	0	0	0	0	0	0	0	0	0	0	0	0	0	0	0	0	0						
11/14	at Buf	0	0	0	0	0	0	0	0	0	0	0	0	0	0	0	0	0	0	0	0	0	0	0	0	0	0	0	0	0	0						
11/21	at Dal	0	0	0	0	0	0	0	0	0	0	0	0	0	0	0	0	0	0	0	0	0	0	0	0	0	0	0	0	0	0						
12/5	NE	1	1	0	0	0	0	0	0	0	0	0	0	0	0	0	0	0	0	0	0	0	0	0	0	0	0	0	0	0	0						
12/5	CHI	0	0	0	0	0	0	0	0	0	0	0	0	0	0	0	0	0	0	0	0	0	0	0	0	0	0	0	0	0	0						
12/12	GB	0	0	0	0	0	0	0	0	0	0	0	0	0	0	0	0	0	0	0	0	0	0	0	0	0	0	0	0	0	0						
12/19	at TB	0	0	0	0	0	0	0	0	0	0	1	1	0	0	0	0	0	1	1	0	0	0	0	0	0	0	0	0	0	0	0					
12/26	at Mia	0	0	0	0	0	0	0	0	0	0	0	0	0	0	0	0	0	0	0	0	0	0	0	0	0	0	0	0	0	0						
12/12	MIN	0	0	0	0	0	0	0	0	0	0	0	0	0	0	0	0	0	0	0	0	0	0	0	0	0	0	0	0	0	0						
Totals		3	3	0	0	0	3	2	1	0	0	1	1	0	0	0	0	0	1	1	0	0	0	1	1	0	0	2	2	0	0	0					

Date	Opp	Thorn, London				King, Eric				Logan, Stefan				Miller, Prince				McDonald, Brandon			
		TT	ST	AT	FF	FR	TT	ST	AT	FF	FR	TT	ST	AT	FF	FR	TT	ST	AT	FF	FR
9/12	at Chi	1	1	0	0	0						0	0	0	0	0					
9/19	Phi	0	0	0	0	0						0	0	0	0	0					
9/26	at Min	Inactive/Injury										1	1	0	0	0					
10/3	at GB	0	0	0	0	0						0	0	0	0	2					
10/10	STL	Inactive/Injury										0	0	0	0	0					
10/17	at NYG	0	0	0	0	0						0	0	0	0	0					
10/31	WSH	1	1	0	0	0						0	0	0	0	0					
11/7	NYJ	1	1	0	1	0						0	0	0	0	0					
11/14	at Buf	2	2	0	0	0						0	0	0	0	0					
11/21	at Dal	0	0	0	0	0						0	0	0	0	0					
11/25	NE	1	1	0	0	0						1	1	0	0	0					
12/5	CHI	0	0	0	0	0						0	0	0	0	0					
12/12	GB	1	1	0	0	0						0	0	0	0	0					
12/19	at TB	Inactive/Injury										0	0	0	0	0	0	0	0	0	0
12/26	at Mia	0	0	0	0	0						0	0	0	0	0					
1/2	MIN	Reserve/Injured										2	1	1	0	0					
						1	0	0	0	0	0	0	0	0	0	0					
												2	2	0	0	2	1	0	0	0	0



Date	Opp	Wesley, Dante				
		TR	ST	AT	FF	FR
9/12	at Chi	Not with Team				
9/19	PHI	Not with Team				
9/26	at Min	Not with Team				
10/3	GB	1	1	0	0	0
10/10	STL	0	0	0	0	0
10/17	at NYG	0	0	0	0	0
10/31	WSH	Not with Team				
11/7	NYJ	Not with Team				
11/14	at Buf	Not with Team				
11/21	at Dal	Not with Team				
11/25	NE	Not with Team				
12/5	CHI	Not with Team				
12/12	GB	Not with Team				
12/19	at Mia	Not with Team				
12/26	at TB	Not with Team				
1/2	MIN	Not with Team				
<b>Totals</b>		1	1	0	0	0



## 2010 PARTICIPATION CHART

Player	@Chi 9/12	Phi 9/19	@Min 9/26	@GB 10/3	STL 10/10	@NYG 10/17	Was 10/31	NYJ 11/7	@Buf 11/14	@Dal 11/21	NE 11/25	Chi 12/5	GB 12/12	@TB 12/19	@Mia 12/26	Min 1/2	G	S	DNP	I
Avril, Cliff	S	S	S	S	S	S	S	S	S	S	S	S	S	S	S	S	6	13	0	3
Backus, Jeff	S	S	S	S	S	S	S	S	S	S	S	S	S	S	S	S	13	16	0	0
Best, Jahvid	S	S	S	S	S	S	S	S	S	S	S	S	S	S	S	S	15	10	0	0
Brown, Aaron	P	S	P	S	S	S	S	S	S	S	S	S	S	S	S	S	6	8	0	10
Brown, C.C.	S	S	S	S	S	S	S	S	S	S	S	S	S	S	S	S	14	14	0	2
Burleson, Nate	S	S	S	S	S	S	S	S	S	S	S	S	S	S	S	S	3	0	0	1
Campbell, Caleb	PS	PS	PS	PS	PS	PS	PS	PS	PS	PS	PS	PS	PS	PS	PS	PS	10	2	0	0
Carpenter, Bobby	N	N	N	N	N	N	N	N	N	N	N	N	N	N	N	N	10	0	0	0
Curcio, Vinny	N	N	N	N	N	N	N	N	N	N	N	N	N	N	N	N	10	0	0	1
Clark, Brian	N	N	N	N	N	N	N	N	N	N	N	N	N	N	N	N	4	0	0	0
Delmas, Louis	S	S	S	S	S	S	S	S	S	S	S	S	S	S	S	S	15	15	0	1
Felton, Jerome	P	P	P	P	P	P	P	P	P	P	P	P	P	P	P	P	16	0	0	0
Fluellen, Andre	P	P	P	P	P	P	P	P	P	P	P	P	P	P	P	P	16	1	0	0
Fox, Jason	P	I	I	I	I	I	I	I	I	I	I	I	I	I	I	I	4	0	0	12
Gandy, Dylan	P	P	P	P	P	P	P	P	P	P	P	P	P	P	P	P	16	0	0	0
Harris, Nick	P	P	P	P	P	P	P	P	P	P	P	P	P	P	P	P	16	0	0	0
Hamer, Spencer	P	P	P	P	P	P	P	P	P	P	P	P	P	P	P	P	16	0	0	0
Heller, Will	P	P	P	P	P	P	P	P	P	P	P	P	P	P	P	P	16	6	0	0
Hill, Sammie	P	P	P	P	P	P	P	P	P	P	P	P	P	P	P	P	15	0	0	1
Hill, Shaun	P	P	P	P	P	P	P	P	P	P	P	P	P	DNP	P	P	11	10	1	4
Hill, Ty	N	N	N	N	N	N	N	N	N	N	N	N	N	N	N	N	7	0	0	1
Hilliard, Corey	P	P	P	P	P	P	P	P	P	P	P	P	P	P	P	P	16	4	0	0
Houston, Chris	S	S	S	S	S	S	S	S	S	S	S	S	S	S	S	S	15	15	0	1
Jackson, Lawrence	I	P	P	P	P	P	P	P	P	P	P	P	P	P	P	P	11	0	0	5
Johnson, Bryant	P	P	P	P	P	P	P	P	P	P	P	P	P	P	P	P	11	0	0	0
Johnson, Calvin	S	S	S	S	S	S	S	S	S	S	S	S	S	S	S	DNP	15	15	1	0
King, Eric	N	N	N	N	N	N	N	N	N	N	N	N	N	N	N	N	3	0	0	0
Levy, DeAndre	I	I	P	P	P	P	P	P	P	P	P	P	P	P	P	P	11	11	0	5
Logan, Stefan	P	P	P	P	P	P	P	P	P	P	P	P	P	P	P	P	15	8	0	1
McBride, Turk	P	P	P	P	P	P	P	P	P	P	P	P	P	P	P	P	15	8	0	1
Meredith, Jamon	N	N	N	N	N	N	N	N	N	N	N	N	N	N	N	N	0	0	0	1
Miller, Prince	N	N	N	N	N	N	N	N	N	N	N	N	N	N	N	N	4	0	0	0
Morris, Maurice	P	P	P	DNP	P	DNP	P	P	P	P	P	P	P	P	P	P	33	6	2	1
Muhlbaach, Don	P	P	P	P	P	P	P	P	P	P	P	P	P	P	P	P	16	0	0	0
Palmer, Ashlee	P	P	P	P	P	P	P	P	P	P	P	P	P	P	P	P	16	4	0	0
Peterson, Stephen	P	P	P	P	P	P	P	P	P	P	P	P	P	P	P	P	16	16	0	0
Peterson, Julian	P	P	P	P	P	P	P	P	P	P	P	P	P	P	P	P	16	0	0	0
Pettigrew, Brandon	P	P	P	P	P	P	P	P	P	P	P	P	P	P	P	P	16	0	0	0
Phillips, Randy	P	P	PS	PS	PS	PS	PS	PS	PS	PS	PS	PS	PS	PS	PS	I	4	0	0	1
Pratt, Paul	PS	PS	PS	PS	PS	PS	PS	PS	PS	PS	PS	PS	PS	PS	PS	PS	2	0	0	0
Raisola, Dominic	S	S	S	S	S	S	S	S	S	S	S	S	S	S	S	S	16	16	0	0
Ramirez, Manny	S	S	S	S	S	S	S	S	S	S	S	S	S	S	S	S	0	0	0	4
Rayner, Dave	N	N	N	N	N	N	N	N	N	N	N	N	N	N	N	N	8	0	0	0
Robinson, Zac	N	N	N	N	N	N	N	N	N	N	N	N	N	N	N	N	0	0	2	6
Scheffler, Tony	N	N	N	N	N	N	N	N	N	N	N	N	N	N	N	N	15	4	0	1
Sims, Rob	P	P	P	P	P	P	P	P	P	P	P	P	P	P	P	P	16	16	0	0
Spivey, Amari	P	P	P	P	P	P	P	P	P	P	P	P	P	P	P	P	15	9	1	0
Stanton, Drew	N	DNP	DNP	DNP	DNP	DNP	DNP	DNP	DNP	DNP	DNP	DNP	DNP	DNP	DNP	DNP	6	3	9	1
Suh, Ndamukong	S	S	S	S	S	S	S	S	S	S	S	S	S	S	S	S	16	0	0	0
Thomas, Donald	N	N	N	N	N	N	N	N	N	N	N	N	N	N	N	N	0	0	0	6
Turner, Barry	N	N	N	N	N	N	N	N	N	N	N	N	N	N	N	N	1	0	0	3
Ugoh, Tony	N	N	N	N	N	N	N	N	N	N	N	N	N	N	N	N	14	0	0	4
Vascher, Nathan	N	N	N	N	N	N	N	N	N	N	N	N	N	N	N	N	8	4	0	0
Wade, Jonathan	S	S	S	S	S	S	S	S	S	S	S	S	S	S	S	S	0	0	0	2
Wallace, Cody	N	N	PS	N	N	N	N	N	N	N	N	N	N	N	N	N	0	0	0	0
Wendling, John	P	P	P	P	P	P	P	P	P	P	P	P	P	P	P	P	16	0	0	0
Wesley, Dante	N	N	N	N	N	N	N	N	N	N	N	N	N	N	N	N	3	0	0	1
Williams, Corey	S	S	S	S	S	S	S	S	S	S	S	S	S	S	S	S	16	16	0	0
Young, Willie	I	I	I	I	I	I	I	I	I	I	I	I	I	I	I	P	2	0	0	14
PRACTICE SQUAD																				
Arnett, Alric	N	N	PS	N	N	PS	PS	PS	PS	PS	PS	PS	PS	PS	PS	PS	0	0	0	0
Callaway, Robert	PS	PS	PS	PS	PS	PS	PS	PS	PS	PS	PS	PS	PS	PS	PS	PS	0	0	0	0
Finley, Joe Jon	N	N	N	N	N	N	N	N	N	N	N	N	N	N	N	N	0	0	0	0
Johnson, Ian	N	N	N	N	N	N	N	N	N	N	N	N	N	N	N	N	0	0	0	0
Gerberry, Dan	N	N	PS	PS	PS	PS	PS	PS	PS	PS	PS	PS	PS	PS	PS	PS	0	0	0	0
Hall, Roy	N	N	N	N	N	N	N	N	N	N	N	N	N	N	N	N	0	0	0	0
Helvey, Jonathan	PS	N	PS	N	N	N	N	N	N	N	N	N	N	N	N	N	0	0	0	0
RESERVE/INJURED																				
Berry, Aaron	S	IR	IR	IR	IR	IR	IR	IR	IR	IR	IR	IR	IR	IR	IR	IR	1	1	0	0
Cherilus, Gosder	S	S	S	S	S	S	S	S	S	S	S	S	S	S	S	S	12	12	0	0
DeVries, Jared	IR	IR	IR	IR	IR	IR	IR	IR	IR	IR	IR	IR	IR	IR	IR	IR	0	0	0	0
Dickson, Richard	IR	IR	IR	IR	IR	IR	IR	IR	IR	IR	IR	IR	IR	IR	IR	IR	0	0	0	0
Dizon, Jordan	IR	IR	IR	IR	IR	IR	IR	IR	IR	IR	IR	IR	IR	IR	IR	IR	0	0	0	0
Ekejiuba, Isaiah	P	P	P	P	P	P	P	P	P	P	P	P	P	P	P	P	9	0	0	3
Follett, Zack	P	P	P	P	P	P	P	P	P	P	P	P	P	P	P	P	9	2	0	1
Hanson, Jason	P	P	P	P	P	P	P	P	P	P	P	P	P	P	P	P	8	0	0	3
Johnson, Landon	S	S	P	I	S	P	I	P	P	P	P	S	S	I	S	IR	12	8	0	3
McDonald, Brandon	N	N	N	N	N	N	N	N	P	P	P	P	P	P	P	P	6	3	0	1
Nordin, Jake	IR	P	IR	IR	IR	N	IR	IR	IR	IR	IR	IR	IR	IR	IR	IR	0	0	0	0
Smith, Alphonso	S	S	S	S	S	S	S	S	S	S	S	S	S	S	S	S	12	0	0	0
Smith, Kevin	I	P	S	I	S	P	I	P	P	P	IR	IR	IR	IR	IR	IR	6	0	0	3
Stafford, Matthew	S	S	I	I	I	I	S	S	S	I	I	I	I	I	I	I	3	3	0	11
Vanden Bosch, Kyle	S	I	I	S	S	S	S	S	S	I	I	I	I	I	I	I	11	11	0	1
Williams, Derrick	I	I	I	P	P	DNP	I	P	I	S	P	P	I	IR	IR	IR	7	1	1	4
RESERVE/PHYSICALLY UNABLE TO PERFORM																				
Williams, Jack	PUP	PUP	PUP	PUP	PUP	PUP	PUP	PUP	PUP	PUP	PUP	PUP	PUP	PUP	PUP	PUP	0	0	0	0
PRACTICE SQUAD RESERVE/INJURED																				
Moore, Michael	PS	PS	PS	PS	PS	PS	PS	PS	PS	PS	PS	PS	PS	PS	PS	PS	0	0	0	0
Toone, Tim	PS	PS	PS	PS	PS	PS	PS	PS	PS	PS	PS	PS	PS	PS	PS	PS	0	0	0	0
Games																				
45	44	44	43	45	43	44	45	44	44	43	44	44	43	44	43	43				
Starts																				
22	22	22	22	22	22	22	22	22	22	22	22	22	22	22	22	22				
Did Not Play																				
0	1	1	2	0	2	1	0	1	2	1	2	1	2	2	2	2				
Inactive																				
0	8	8	8	8	8	8	8	8	8	8	8	8	8	8	8	8				
Reserve/PUP																				
1	1	1	1	1	1	1	1	1	1	1	1	1	1	1	1	1				
Reserve/IR																				
4	5	5	5	5	5	5	5	6	6	7	7	8	12	14	15	16				
Practice Squad																				
8	8	8	8	8	8	8	8	8	8	8	8	8	8	8	8	8				
Practice Squad/IR																				
0	0	0	0	1	1	1	1	1	1	2	2	2	2	2	2	2				



## 2010 GAME-BY-GAME STARTERS

## AT CHI 9/12

WR N. Burleson  
LT J.Backus  
LG R. Sims  
C D.Raiola  
RG S.Peterson  
RT G.Cherilus  
TE B.Pettigrew  
WR C.Johnson  
QB M.Stafford  
TE T.Scheffler  
RB J. Best  
  
LE C.Avril  
DT N. Suh  
DT C. Williams  
RE K. Vanden Bosch  
MLB L. Johnson  
OLB J. Peterson  
LCB C. Houston  
RCB J. Wade  
SS C. Brown  
FS L. Delmas  
CB A. Berry

## PHI 9/19

WR N. Burleson  
LT J.Backus  
LG M.Ramirez  
C D.Raiola  
RG S.Peterson  
RT G.Cherilus  
TE B.Pettigrew  
WR C. Johnson  
QB M.Stafford  
WR B. Johnson  
RB J. Best  
  
LE T. McBride  
DT N. Suh  
DT C. Williams  
RE K. Vanden Bosch  
CB A. Smith  
MLB L. Johnson  
OLB J. Peterson  
LCB C. Houston  
RCB J. Wade  
SS C. Brown  
FS L. Delmas

## AT MIN 9/26

WR B. Johnson  
LT J.Backus  
LG M.Ramirez  
C D.Raiola  
RG S.Peterson  
RT G.Cherilus  
TE B.Pettigrew  
WR C. Johnson  
QB M.Stafford  
RB M. Morris  
RB J. Best  
  
LE C. Avril  
DT N. Suh  
DT C. Williams  
RE K. Vanden Bosch  
CB A. Smith  
MLB D. Levy  
OLB J. Peterson  
LCB C. Houston  
RCB J. Wade  
SS C. Brown  
FS L. Delmas

## AT GB 10/3

WR B. Johnson  
LT J.Backus  
LG R. Sims  
C D.Raiola  
RG S.Peterson  
RT G.Cherilus  
TE B.Pettigrew  
WR C. Johnson  
QB M.Stafford  
TE W. Heller  
RB K. Smith  
  
LE C. Avril  
DT N. Suh  
DT C. Williams  
RE K. Vanden Bosch  
MLB Z. Follett  
MLB L. Johnson  
OLB J. Peterson  
LCB C. Houston  
RCB J. Wade  
SS C. Brown  
FS L. Delmas

## STL 10/10

WR N. Burleson  
LT J.Backus  
LG R. Sims  
C D.Raiola  
RG S.Peterson  
RT G.Cherilus  
TE B.Pettigrew  
WR C. Johnson  
QB M. Stafford  
TE W.Heller  
RB J. Best  
  
LE C. Avril  
DT N. Suh  
DT C. Williams  
RE K. Vanden Bosch  
MLB L. Johnson  
OLB J. Peterson  
LCB C. Houston  
RCB A. Smith  
CB N. Vasher  
SS A. Spivey  
FS L. Delmas

## AT NYG 10/17

WR N. Burleson  
LT J.Backus  
LG R. Sims  
C D.Raiola  
RG S.Peterson  
RT G.Cherilus  
TE B.Pettigrew  
WR C. Johnson  
QB M. Stafford  
TE T. Scheffler  
RB J. Best  
  
LE C. Avril  
DT N. Suh  
DT C. Williams  
RE K. Vanden Bosch  
OLB Z. Follett  
MLB A. Palmer  
OLB J. Peterson  
LCB C. Houston  
RCB A. Smith  
SS C. Brown  
FS L. Delmas

## WAS 10/31

WR N. Burleson  
LT J.Backus  
LG R. Sims  
C D.Raiola  
RG S.Peterson  
RT G.Cherilus  
TE B.Pettigrew  
WR C. Johnson  
QB M. Stafford  
TE W. Heller  
RB J. Best  
  
LE C. Avril  
DT N. Suh  
DT C. Williams  
RE K. Vanden Bosch  
OLB A. Palmer  
MLB D. Levy  
OLB J. Peterson  
LCB C. Houston  
RCB A. Smith  
SS C. Brown  
FS L. Delmas

## NYJ 11/7

WR N. Burleson  
LT J.Backus  
LG R. Sims  
C D.Raiola  
RG S.Peterson  
RT G.Cherilus  
TE B.Pettigrew  
WR C. Johnson  
QB M. Stafford  
WR B. Johnson  
RB J. Best  
  
LE C. Avril  
DT N. Suh  
DT C. Williams  
RE K. Vanden Bosch  
MLB D. Levy  
OLB J. Peterson  
OLB B. McDonald  
LCB C. Houston  
RCB A. Smith  
SS A. Spivey  
FS L. Delmas

## AT BUF 11/14

WR N. Burleson  
LT J.Backus  
LG R. Sims  
C D.Raiola  
RG S.Peterson  
RT G.Cherilus  
TE B.Pettigrew  
WR C. Johnson  
QB Sh. Hill  
TE W. Heller  
RB J. Best  
  
LE T. McBride  
DT N. Suh  
DT C. Williams  
RE K. Vanden Bosch  
MLB D. Levy  
J. Peterson  
CB B. McDonald  
LCB A. Smith  
RCB A. Smith  
SS A. Spivey  
FS L. Delmas

## AT DAL 12/1

WR N. Burleson  
LT J.Backus  
LG R. Sims  
C D.Raiola  
RG S.Peterson  
RT G.Cherilus  
TE B.Pettigrew  
WR C. Johnson  
QB Sh. Hill  
TE W. Heller  
RB J. Felton  
  
LE T. McBride  
DT N. Suh  
DT C. Williams  
RE K. Vanden Bosch  
MLB D. Levy  
OLB J. Peterson  
A. Palmer  
LCB C. Houston  
RCB A. Smith  
SS A. Spivey  
FS L. Delmas

## NE 11/25

WR N. Burleson  
LT J.Backus  
LG R. Sims  
C D.Raiola  
RG S.Peterson  
RT G.Cherilus  
TE B.Pettigrew  
WR C. Johnson  
QB Sh. Hill  
WR D. Williams  
RB M. Morris  
  
LE C. Avril  
DT N. Suh  
DT C. Williams  
RE K. Vanden Bosch  
MLB D. Levy  
OLB J. Peterson  
OLB L. Johnson  
LCB C. Houston  
RCB A. Smith  
SS A. Spivey  
FS L. Delmas

## CHI 12/5

WR N. Burleson  
LT J.Backus  
LG R. Sims  
C D.Raiola  
RG S.Peterson  
RT G.Cherilus  
TE B.Pettigrew  
WR C. Johnson  
QB D. Stanton  
TE W. Heller  
RB J. Best  
  
LE C. Avril  
DT N. Suh  
DT C. Williams  
RE T. McBride  
MLB D. Levy  
OLB J. Peterson  
OLB L. Johnson  
LCB C. Houston  
RCB A. Smith  
SS A. Spivey  
FS L. Delmas

## GB 12/12

WR N. Burleson  
LT J.Backus  
LG R. Sims  
C D.Raiola  
RG S.Peterson  
RT C. Hilliard  
TE B.Pettigrew  
WR C. Johnson  
QB D. Stanton  
TE T. Scheffler  
RB M. Morris  
  
LE C. Avril  
DT N. Suh  
DT C. Williams  
RE T. McBride  
MLB D. Levy  
L. Johnson  
CB B. McDonald  
LCB C. Houston  
RCB N. Vasher  
SS A. Spivey  
FS L. Delmas

## AT TB 12/19

WR N. Burleson  
LT J.Backus  
LG R. Sims  
C D.Raiola  
RG S.Peterson  
RT C. Hilliard  
TE B.Pettigrew  
WR C. Johnson  
QB D. Stanton  
WR B. Johnson  
RB M. Morris  
  
LE C. Avril  
DT N. Suh  
DT C. Williams  
RE T. McBride  
MLB D. Levy  
OLB J. Peterson  
B. Carpenter  
LCB C. Houston  
RCB N. Vasher  
SS C. Brown  
FS L. Delmas

## AT MIA 12/26

WR N. Burleson  
LT J.Backus  
LG R. Sims  
C D.Raiola  
RG S.Peterson  
RT C. Hilliard  
TE B.Pettigrew  
WR C. Johnson  
QB Sh. Hill  
WR B. Johnson  
RB M. Morris  
  
LE C. Avril  
DT N. Suh  
DT C. Williams  
RE T. McBride  
MLB D. Levy  
OLB J. Peterson  
L. Johnson  
LCB C. Houston  
RCB N. Vasher  
SS A. Spivey  
FS C. Brown

## MIN 1/2/11

WR N. Burleson  
LT J.Backus  
LG R. Sims  
C D.Raiola  
RG S.Peterson  
RT C. Hilliard  
TE B.Pettigrew  
WR B. Johnson  
QB Sh. Hill  
TE T. Scheffler  
RB M. Morris  
  
LE C. Avril  
DT N. Suh  
DT C. Williams  
RE T. McBride  
MLB D. Levy  
OLB A. Palmer  
OLB B. Carpenter  
T. Hill  
LCB N. Vasher  
RCB A. Spivey  
SS L. Delmas



## SEASON IN REVIEW

Detroitlions.com

Media.Detroitlions.com

### GAME #1

LIONS 14, BEARS 19  
SOLDIER FIELD, SEPTEMBER 12, 2010  
ATTENDANCE: 62,080

	1Q	2Q	3Q	4Q	OT	Final
DETROIT LIONS	7	7	0	0	-	14
CHICAGO BEARS	3	10	0	6	-	19

BEARS ..... Gould 20 yd. Field Goal  
LIONS ..... Best 7 yd. run (Hanson kick)  
LIONS ..... Best 4 yd. run (Hanson kick)  
BEARS ..... Forte 89 yd. pass from Cutler (Gould kick)  
BEARS ..... Gould 31 yd. Field Goal  
BEARS ..... Forte 28 yd. pass from Cutler (failed 2-pt attempt)

	LIONS	BEARS
First Downs	13	23
Total Net Yards	168	463
Net Yards Rushing	20	101
Net Yards Passing	148	362
(Att/Comp/Int)	34-20-1	35-23-1
Punts-Average	8-42.1	5-30.2
Fumbles-Lost	3-2	4-3
Sacks-Yards	4-10	2-23
Penalties-Yards	7-40	9-100
Time of Possession	25:18	34:42

### RUSHING

LIONS: Best 14-20 2 TD; Felton 2-7; Morris 2-(-3); Hill 3-(-4)

BEARS: Forte 17-50; Taylor 9-29; Cutler 5-22.

### PASSING

LIONS: Hill 19-9, 88 1 INT; Stafford 15-11, 83;

BEARS: Cutler 35-23, 372 2 TD 1 INT.

### RECEIVING

LIONS: Scheffler 6-43; Best 5-16; C. Johnson 4-45; Morris 2-18; B. Johnson

1-24; Burleson 1-19; Pettigrew 1-6

BEARS: Forte 7-151, 2 TD; Aromashodu 5-71; Olsen 4-37; Knox 3-52;

Taylor 3-44; Hester 1-17.

### SUMMARY

After taking an early 14-3 lead and forcing four turnovers, Detroit was held scoreless by Chicago in the second half and they fell to the Bears 19-14 in their 2010 season opener. Chicago opened up the scoring on the game's opening possession. The drive was highlighted by Cutler connecting with WR Devin Aromashodu for a 20-yard pickup to the Lions' 38-yard line on third and 2. The Bears advanced to the Lions' 1-yard line before they were halted by the Detroit defense and settled for a 20-yard field goal by K Robbie Gould and a 3-0 lead. On the Bears' next possession, Lions' CB Aaron Berry intercepted a Cutler pass and returned it 23-yards to the Chicago 42-yard line. A roughing the passer penalty by Bears DE Julius Peppers, helped set-up a 7-yard touchdown run by Lions RB Jahvid Best, making the score 7-3. One quarter and two Chicago fumbles later, the Lions took a 14-3 lead on another scoring run by Best, this time from 4-yards out. Prior to Best's rushing touchdown, Stafford connected on passes of 15 and 19 yards to RB Maurice Morris and WR Nate Burleson respectively which put Detroit at the 4-yard line. On the ensuing possession, the Bears stopped Detroit's momentum when RB Matt Forte took a screen pass 89-yards down the sideline for a touchdown, pulling the Bears within four at 14-10 with under two-minutes to play in the half. An official replay showed that Forte may have stepped out of bounds on the play, but after an inconclusive review, the play stood. On the Lions' next possession, Peppers sacked Lions' QB Matthew Stafford and forced a fumble. Then Gould tacked on another field goal as time expired in the first half, making the halftime score 14-13. The Peppers sack late in the second quarter resulted in a shoulder injury for Stafford and he did not return to the game. QB Shaun Hill started and played the entire second half for the Lions. Both teams struggled to move the ball in the third quarter and went scoreless. In the final quarter, Bears LB Lance Briggs blitzed up the middle and caused a fumble while Hill was trying to complete a handoff. The Bears recovered on Detroit's 1-yard line. After three unsuccessful tries, Forte tried to run off tackle and was stopped short by DE Kyle Vanden Bosch and the Lions' defense to complete Detroit's goal line stand. The score remained 14-13 until Cutler orchestrated a 6-play 56-yard drive that ended with him hitting Forte on a wheel route in the endzone. The Bears did not convert the 2-point conversion, but had taken a 19-14 lead. With only 1:32 left in the game, Hill completed four consecutive passes to move the Lions from their own 17-yard line to the Chicago 25. On second-and-10, Hill connected with Calvin Johnson in the endzone for what appeared to be a 25-yard touchdown pass, but due to NFL's rule regarding "the process of a catch," the pass was ruled incomplete. Hill unsuccessfully attempted to get the ball to Johnson on the next two plays, and the Bears held on for the 5-point victory.

### GAME #2

EAGLES 35, LIONS 32  
FORD FIELD, SEPTEMBER 19, 2010  
ATTENDANCE: 56,688

	1Q	2Q	3Q	4Q	OT	Final
PHILADELPHIA EAGLES	7	14	7	7	-	35
DETROIT LIONS	7	10	0	15	-	32

EAGLES ..... Jackson 45 yd. pass from Vick (Akers kick)  
LIONS ..... Best 14 yd. run (Hanson kick)  
LIONS ..... Hanson 49 yd. Field Goal  
LIONS ..... Best 75 yd. pass from Hill (Hanson kick)  
EAGLES ..... McCoy 14 yd. run (Akers kick)  
EAGLES ..... MacLin 9 yd. pass from Vick (Akers kick)  
EAGLES ..... McCoy 4 yd. run (Akers kick)  
EAGLES ..... McCoy 46 yd. run (Akers kick)  
LIONS ..... Best 2 yd. run (Hanson kick)  
LIONS ..... Johnson 19 yd. pass from Hill (Johnson pass from Hill)

	EAGLES	LIONS
First Downs	24	22
Total Net Yards	409	444
Net Yards Rushing	162	115
Net Yards Passing	247	329
(Att/Comp/Int)	34-21-0	45-25-2
Punts-Average	7-48.7	4-52.5
Fumbles-Lost	2-0	1-0
Sacks-Yards	2-6	6-37
Penalties-Yards	9-75	9-51
Time of Possession	30:52	29:08

### RUSHING

LIONS: Best 17-78 2 TD; Hill 3-16; Brown 3-13; Morris 3-8;

EAGLES: McCoy 16-120 3 TD; Vick 7-37; Jackson 1-5; Bell 4-0.

### PASSING

LIONS: Hill 45-25, 335 2 TD 2 INT;

EAGLES: Vick 34-21, 284 2 TD.

### RECEIVING

LIONS: Best 9-154 1 TD; Pettigrew 7-108; Johnson 4-50 1 TD; Brown 2-10;

Scheffler 1-5; Johnson 1-4; Burleson 1-4;

EAGLES: Jackson 4-135 1 TD; McCoy 4-8; Avant 3-33; Celek 3-27; MacLin

3-26 1 TD; Schmitt 2-21; Cooper 1-20; Mills 1-14; Bell 1-0;

### SUMMARY

The Lions jumped out to a 17-7 lead, but fell short to the Eagles 35-32, as a result of a standout performance by Philadelphia QB Michael Vick. The Lions had the first possession of the game, and moved into Eagles territory thanks to a third down conversion in which Hill was able to elude a sack by flipping the ball to RB Jahvid Best as he ran for a 19-yard gain. The Lions advanced to the Philadelphia 33-yard line before Hill went to the end zone and was intercepted by Eagles S Nate Allen on a pass that was in the vicinity of both WR Calvin Johnson and TE Tony Scheffler. On the ensuing possession, Lions LB Julian Peterson was flagged for roughing the passer, which put Philadelphia in Lions territory. On the next play, Eagles QB Michael Vick hit WR DeSean Jackson over the middle, and watched Jackson outrun the Lions defense for a 45-yard touchdown, putting the Eagles up 7-0. Detroit responded quickly due to the play of Best who tied the game with a 14-yard touchdown, which capped off a drive where Best had 64-yards on 4 carries. In the second quarter, two Eagles penalties helped move the Lions into field goal range. K Jason Hanson sent a 49-yard field goal through the uprights to give the Lions a 10-7 lead. After a Philadelphia punt, Best caught a screen and raced past the Eagles defense for 75-yard touchdown, upping the Lions' lead to 17-7. Less than two minutes later, the Eagles moved to within 3 at 17-14 after RB LeSean McCoy burst up the middle for a 14-yard touchdown run. Then, with less than two minutes left in the half, Vick connected with Jackson for a 53-yard gain down the middle of the field. That play set up a 9-yard touchdown reception by WR Jeremy Maclin to give Philadelphia a 21-17 lead heading into the half. The Eagles scored on their second possession of the third quarter on McCoy's second touchdown run of the game, this time, for 4 yards. The Eagles defense held the Lions scoreless in the third quarter and stretched their lead to 35-17 when McCoy took a shotgun handoff from Vick 46-yards for the score, one play after Vick hit a crossing WR Jason Avant for an 18-yard gain on third and 16. The Lions went no-huddle on their next possession and QB Shaun Hill went 5-for-6 for 83 yards on the drive before Best punched it in from 2-yards out, making the score 35-24. The Lions defense forced a three-and-out on the ensuing possession, due in large part to a S Louis Delmas sack of Vick along the Detroit sideline on third down. Hill's passing anchored another Lions' scoring drive which was capped off with Hill connecting with WR Calvin Johnson on a post in the end zone. Hill and Johnson hooked up again for a successful two-point conversion, which brought the Lions within three at 35-32. On the subsequent kickoff, Detroit went for an onside kick and it was recovered by Lions S Randy Phillips after an Eagles player bobbled the ball. The Lions did not advance the ball after four incomplete passes and the Eagles escaped with a three-point win.



## SEASON IN REVIEW

Detroitlions.com

Media.Detroitlions.com

### GAME #3

LIONS 20, VIKINGS 24  
MALL OF AMERICA FIELD AT HHH METRODOME,  
SEPTEMBER 26, 2010  
ATTENDANCE: 63,377

	1Q	2Q	3Q	4Q	OT	Final
DETROIT LIONS	7	3	0	0	-	10
MINNESOTA VIKINGS	7	7	10	0	-	24

LIONS..... Scheffler 5 yd. pass from Hill (Hanson kick)  
VIKINGS..... Harvin 24 yd. pass from Favre (Longwell kick)  
VIKINGS..... Peterson 6 yd. run (Longwell kick)  
LIONS..... Hanson 33 yd. Field Goal  
VIKINGS..... Longwell 31 yd Field Goal  
VIKINGS..... Peterson 80 yd. run (Longwell kick)

	LIONS	VIKINGS
First Downs	17	21
Total Net Yards	295	368
Net Yards Rushing	63	183
Net Yards Passing	232	185
(Att/Comp/Int)	43-29-2	34-23-2
Punts-Average	7-42.9	5-43.2
Fumbles-Lost	1-1	1-1
Sacks-Yards	2-16	1-5
Penalties-Yards	8-67	12-100
Time of Possession	28:08	31:52

#### RUSHING

LIONS: Best 7-26; Logan 1-21; Morris 6-5; Felton 2-5; Hill 2-4; Johnson 1-2.  
VIKINGS: Peterson 23-160 2 TD; Harvin 2-13; Gerhart 3-12 Favre 2-(-2).

#### PASSING

LIONS: Hill 43-29, 237 1 TD 2 INT.

VIKINGS: Favre 34-23, 201 1 TD 2 INT.

#### RECEIVING

LIONS: Scheffler 7-60 1 TD; C. Johnson 6-56; Pettigrew 6-44; Morris 5-36; Williams 2-23; Best 2-13; Felton 1-5.

VIKINGS: Harvin 6-62, 1 TD; Peterson 5-30; Lewis 3-30; Kleinsasser 2-17; Camarillo 2-16; Berrian 2-11; Baskett 1-18; Dugan 1-10; Shiancoe 1-7.

#### SUMMARY

Detroit could not sustain their early advantage and fell to Minnesota 24-10 in Minneapolis. After forcing the Vikings to punt on their first two possessions, the Lions made the first impact play of the afternoon when DT Corey Williams intercepted a screen pass from Vikings QB Brett Favre that was intended for RB Toby Gerhart. Williams returned the ball 27 yards to the Minnesota 12-yard line. Three plays later, Lions QB Shaun Hill was flushed out of the pocket and found TE Tony Scheffler in the end zone from five yards out to give Detroit a 7-0 lead. The momentum shifted after the Vikings' next possession, on which the Lions had forced another punt. Lions WR Stefan Logan muffed the punt by Vikings P Chris Kluge, and Minnesota recovered at the Detroit 24-yard line. On the ensuing play, Favre found WR Percy Harvin streaking to the end zone for a 24-yard touchdown, which evened the score at seven. On their next possession, the Lions moved down the field quickly, in large part due to a 16-yard run by RB Jahvid Best and a leaping 21-yard grab by WR Calvin Johnson. FB Jerome Felton had a 16-yard run of his own to the Minnesota eight-yard line that would've given the Lions a first and goal, but it was negated by a holding call on C Dominic Raiola. As a result, Detroit was ultimately forced to attempt a 44-yard field goal, which K Jason Hanson missed wide left. On the Vikings next possession, the Lions appeared to have forced another Favre turnover when the quarterback fumbled and the Lions recovered, but an unnecessary roughness penalty on Detroit LB Julian Peterson nullified the Lions recovery. The Vikings proceeded to score on that possession when RB Adrian Peterson punched it in from 6-yards out which gave the Vikings a 14-7 lead. The Vikings held that lead until an interception by Lions' CB Alphonso Smith helped to set up a 33-yard field goal by Hanson as time expired in the first half, making the score 14-10 Vikings. On the first drive on the second half, the Lions forced another Minnesota turnover when CB Chris Houston made a diving interception. Houston was flagged for illegal contact, and the Vikings capitalized with a 31-yard Ryan Longwell field goal upping the Vikings lead to 17-10. After Minnesota stopped Lions RB Maurice Morris for negative yardage on a third and two, the Vikings hastily extended their lead on the first play of their next series as Peterson broke free for an 80-yard touchdown run that allowed the Vikings to open up a 14-point lead at 24-10. As they did in the first two games, the Lions fought back valiantly in the fourth quarter. With less than eight minutes left, the Lions went to the shotgun exclusively and Hill methodically moved the Lions down the field with the passing game to the Minnesota four-yard line before being intercepted in the end zone by Vikings LB Ben Leber. The Lions' next possession looked similar to their last, with Hill finding an array of receivers as they moved the ball into the redzone on the Minnesota defense. With about a minute left, Hill targeted Scheffler in the end zone and was intercepted by Vikings CB Antoine Winfield, which sealed the victory for Minnesota.

### GAME #4

LIONS 26, PACKERS 28  
LAMBEAU FIELD, OCTOBER 3, 2010  
ATTENDANCE: 70,729

	1Q	2Q	3Q	4Q	OT	Final
DETROIT LIONS	0	14	6	6	-	26
GREEN BAY PACKERS	7	14	7	0	-	28

PACKERS..... Driver 29 yd. pass from Rodgers (Crosby kick)  
LIONS..... Johnson 23 yd. pass from Hill (Hanson kick)  
PACKERS..... Finley 13 yd. pass from Rodgers (Crosby kick)  
PACKERS..... Jennings 17 yd. pass from Rodgers (Crosby kick)  
LIONS..... Johnson 21 yd. pass from Hill (Hanson kick)  
PACKERS..... Woodson 48 yd. interception return (Crosby kick)  
LIONS..... Hanson 39 yd. Field Goal  
LIONS..... Hanson 52 yd. Field Goal  
LIONS..... Hanson 49 yd. Field Goal  
LIONS..... Hanson 24 yd. Field Goal

	LIONS	PACKERS
First Downs	24	16
Total Net Yards	431	261
Net Yards Rushing	123	92
Net Yards Passing	308	169
(Att/Comp/Int)	54-34-2	17-12-2
Punts-Average	2-33.5	3-41.0
Fumbles-Lost	2-1	2-2
Sacks-Yards	2-12	3-23
Penalties-Yards	13-102	3-31
Time of Possession	37:37	22:23

#### RUSHING

LIONS: Hill 4-53; Best 12-50; Smith 3-12; Felton 1-6; Johnson 1-2.  
PACKERS: Kuhn 9-39; Jackson 9-33; Rodgers 3-20.

#### PASSING

LIONS: Hill 54-34, 331 2 TD 2 INT.

PACKERS: Rodgers 17-12, 181 3 TD 2 INT.

#### RECEIVING

LIONS: Pettigrew 8-91; C. Johnson 6-86 2 TD; Scheffler 6-63; Best 5-34; Smith 4-22; B. Johnson 3-23; Felton 2-12.

PACKERS: Finley 4-36 1 TD; Driver 3-89 1 TD; Jennings 2-25 1 TD; Jones 1-15; Lee 1-15; Jackson 1-1.

#### SUMMARY

In Green Bay, Detroit fought valiantly and controlled the ball for the vast majority of the game, but came up two-points short as they lost to the Packers 28-26. The Packers benefited from a 15-yard face mask penalty on the opening kickoff and opened their first possession at their 45-yard line. They capitalized on the good field position when QB Aaron Rodgers found WR Donald Driver in the end zone for a 29-yard touchdown giving the Packers a 7-0 lead. The Lions' first possession featured two third down conversions by TE's Brandon Pettigrew and Tony Scheffler for 13 and 18 yards respectively, before Packers LB A.J. Hawk intercepted a pass from Lions QB Shaun Hill. Early in the second quarter, the Lions got on the scoreboard with a 23-yard touchdown reception by Lions WR Calvin Johnson. Hill found Johnson three times for 44 yards on the drive. The score tied the game at seven. Later in the quarter, a fumble by Detroit RB Jahvid Best that was recovered by Green Bay helped set-up a 13-yard strike from Rodgers to TE Jermaine Kearse putting the Packers back up by seven at 14-7. The Packers forced the Lions into a three-and-out, and tacked on another seven points as WR Greg Jennings brought in a 17-yard touchdown, upping the Packers' lead to 21-7. The score was setup by a 48-yard catch by Driver. The Lions closed the gap to seven before halftime due to a 13-play, 80-yard drive that culminated with Johnson catching his second touchdown of the game. This time he scored from 21-yards out. Hill connected on 10-of-11 passes on the drive. On the first possession of the second half, Packers CB Charles Woodson made a diving interception and returned it 48-yards for a touchdown. The play was upheld after a challenge by Detroit and the Packers led 28-14. The Lions used a balanced attack to move down the field quickly on their ensuing drive, which ended with a 39-yard field goal by Lions K Jason Hanson, taking the score to 28-17. On the next possession, Lions CB Chris Houston intercepted a Rodgers pass at the Detroit 11, but the play was nullified due to an offsides penalty against Lions DE Turk McBride. Three plays later, Houston picked off Rodgers again as he tried to connect with Jennings. The Lions took over at their own seven and drove 59 yards en route to a 52-yard field goal by Hanson bringing the Lions within eight at 28-20. Hill picked up 40 of the 59 yards on a scramble from Detroit's 30-yard line to the Green Bay 30-yard line. The Lions forced a Green Bay three-and-out and Hanson added another field goal. The 49-yarder made the score 28-23. On the following kickoff, Lions WR Stefan Logan recovered a fumble by Packers WR Jordy Nelson, which was caused by Lions LB Ashtae Palmer, giving the Lions great field position. After advancing to the Green Bay 6-yard line, the Lions had to settle for a 24-yard Hanson field goal, shrinking the Packers lead to 28-26 early in the fourth quarter. After an interception by CB Alphonso Smith, the Lions were forced to punt, giving Green Bay the ball with 6:32 left in the game. The Packers relied on RB John Kuhn to burn the time left on the clock, and they did so successfully as Green Bay held on for the two-point win.





## SEASON IN REVIEW

Detroitlions.com

Media.Detroitlions.com

### GAME #5

RAMS 6, LIONS 44

FORD FIELD, OCTOBER 10, 2010

ATTENDANCE: 55,714

	1Q	2Q	3Q	4Q	OT	Final
ST. LOUIS RAMS	3	3	0	0	-	6
DETROIT LIONS	3	21	7	13	-	44
LIONS.....	Hanson 30 yd. Field Goal					
RAMS.....	Brown 28 yd. Field Goal					
LIONS.....	Logan 105 yd. kickoff return (Hanson kick)					
LIONS.....	Johnson 1 yd. pass from Hill (Hanson kick)					
RAMS.....	Town 28 yd. Field Goal					
LIONS.....	Pettigrew 3 yd. pass from Hill (Hanson kick)					
LIONS.....	Burleson 26 yd. pass from Hill (Hanson kick)					
LIONS.....	Hanson 48 yd. Field Goal					
LIONS.....	Hanson 47 yd. Field Goal					
LIONS.....	Smith 28 yd. interception return (Hanson kick)					

	RAMS	LIONS
First Downs	23	20
Total Net Yards	341	322
Net Yards Rushing	128	89
Net Yards Passing	213	233
(Att/Comp/Int)	45-23-8	34-22-0
Punts-Average	4-45.8	3-44.7
Fumbles-Lost	1-1	1-0
Sacks-Yards	1-5	1-2
Penalties-Yards	7-40	11-78
Time of Possession	33:16	26:44

#### RUSHING

LIONS: Best 18-67; Smith 3-16; Hill 2-9; Stanton 3-(-3).

RAMS: Jackson 25-114; Darby 3-14.

#### PASSING

LIONS: Hill 32-21, 227 3 TD; Stanton 1-1, 11.

RAMS: Bradford 45-23, 215 2 INT.

#### RECEIVING

LIONS: Burleson 4-56 1 TD; C. Johnson 4-54 1 TD; Scheffler 4-41; Best 4-37; Pettigrew 4-26 1 TD; Smith 1-17; Felton 1-7;

RAMS: Jackson 25-114; Darby 3-14.

#### SUMMARY

Detroit captured its first win of the season in a 44-6 rout of the St. Louis Rams at Ford Field. On the opening kickoff, the Rams tried to catch the Lions off guard with a surprise inside kick, but were unsuccessful. The Lions recovered at the Rams' 41-yard line and moved quickly into field goal range opening up the scoring with a 30-yard field goal by K Jason Hanson, putting the Lions on top 3-0. After each team punted the ball away, the Rams put together a drive that took them to the Detroit 9-yard line. Appearing to be on the brink of scoring, the Rams' drive ended when Rams WR Danny Amendola fumbled after receiving a pass from QB Sam Bradford. Lions CB Alphonso Smith recovered the ball and then fumbled it himself, and it was finally picked up and returned to the Lions' 27 by CB Jonathan Wade. After a Lions' punt, the Rams drove 62 yards in 12 plays in a drive that culminated in a 28-yard field goal by K Josh Brown, making the score 3-3 as the first quarter ended. On the ensuing kickoff, Lions WR Stefan Logan caught the ball five yards into his own end zone and maneuvered his way through the Rams' coverage team as he made the score 10-3 with a 105-yard return touchdown. After a Rams three-and-out, the Lions used the pass to move to the Rams 1-yard line, where QB Shaun Hill found WR Calvin Johnson for the score. On the drive, Hill went 8-9 for 90 yards and the Lions' lead was expanded to 17-3. The Rams responded with a 68-yard drive that ended with another 28-yard Brown field goal, making the score 17-6. The Lions drive started with 1:37 remaining in the half and hastily moved into field goal range when Hill found Johnson down the right sideline for 16 yards. A few plays after Johnson had a touchdown reversed as result of a review, Hill found RB Kevin Smith over the middle for 17 yards down to the St. Louis 3. Two plays later, Hill found TE Brandon Pettigrew for the 3-yard touchdown, which gave the Lions a 24-6 lead at the half. The Lions continued to build on their momentum at the beginning of the second half as they forced a St. Louis punt after three downs. Logan returned the punt 17 yards and the Lions started the drive on the Rams' side of the field. On the fourth play of the drive, Hill hit WR Nate Burleson with a short pass to the left, then Burleson outran the St. Louis defense down the middle of the field for the 26-yard touchdown. The Lions lead swelled to 31-6. The score remained, until Hanson drove home a 48-yard field goal early in the fourth quarter giving the Lions a 34-6 advantage. On the ensuing possession, a Bradford pass was deflected into the air and intercepted by Lions DT Ndamukong Suh. The rookie returned the ball 20-yards to the St. Louis 30. Three plays later, Detroit settled for another Hanson field goal, this time from 47 yards out. The Lions led 37-6. The Lions' scoring was complete when Alphonso Smith broke on and intercepted a Bradford pass intended for Amendola, which he took to the house for a 42-yard touchdown, pushing the Lions lead to 44-6. The Rams turned the ball over on downs on their next possession, which sewed up the victory for Detroit.

### GAME #6

LIONS 20, GIANTS 28

NEW MEADOWLANDS STADIUM, OCTOBER 17, 2010

ATTENDANCE: 78,341

	1Q	2Q	3Q	4Q	OT	Final
DETROIT LIONS	7	3	0	10	-	20
NEW YORK GIANTS	7	7	7	7	-	28
LIONS.....	Burleson 14 yd. pass from Hill (Hanson kick)					
GIANTS.....	Jacobs 4 yd. run (Graham kick)					
GIANTS.....	Manningham 33 yd. pass from Manning (Graham kick)					
LIONS.....	Hanson 50 yd. Field Goal					
GIANTS.....	Beckum 1 yd. pass from Manning (Graham kick)					
LIONS.....	Johnson 87 yd. pass from Stanton (Hanson kick)					
GIANTS.....	Jacobs 6 yd. run (Graham kick)					
LIONS.....	Hanson 50 yd. Field Goal					

	LIONS	GIANTS
First Downs	36	24
Total Net Yards	316	334
Net Yards Rushing	64	167
Net Yards Passing	302	167
(Att/Comp/Int)	49-28-1	30-20-0
Punts-Average	4-47.0	6-46.7
Fumbles-Lost	5-2	1-1
Sacks-Yards	2-10	2-11
Penalties-Yards	11-91	2-15
Time of Possession	27:18	32:42

#### RUSHING

LIONS: Stanton 3-30; Smith 4-17; Best 12-16; Felton 1-8; Burleson 1-(-7).

GIANTS: Bradshaw 19-133; Jacobs 9-35 2 TD; Dodge 1-0; Manning 1-(-1).

#### PASSING

LIONS: Stanton 34-19, 222 1 TD 1 INT; Hill 15-9, 91 1 TD.

GIANTS: Manning 30-20, 177 2 TD.

#### RECEIVING

LIONS: Pettigrew 7-61; Burleson 6-50 1 TD; Best 6-31; C. Johnson 5-146

1 TD; B. Johnson 2-20; Scheffler 2-5;

GIANTS: Smith 6-70; Manningham 4-51 1 TD; Nicks 3-8; Boss 2-27; Pascoe

2-10; Bradshaw 2-10; Beckum 1-1 1 TD.

#### SUMMARY

After scoring first and outgaining New York, Detroit fell to the Giants 28-20 on the road. The Lions defense opened the game in impressive fashion, forcing a Giants' punt. While attempting to punt, Giants' P Matt Dodge dropped the snap and it was recovered by Lions' DE Lawrence Jackson at the New York 43. The Lions used a balanced attack to get two first downs and advance the ball to the Giants' 23. On third-and-one from the New York 14, Lions QB Shaun Hill found WR Nate Burleson down the left sideline for the 14-yard score and a 7-0 lead. After a punt by Detroit on their next possession, Giants' WR Darius Reynaud returned the kick 20-yards to put New York in Detroit territory. Giants' QB Eli Manning found WR Steve Smith for a 20-yard gain on the next play, and that set up a touchdown by RB Brandon Jacobs four plays later. The Giants struck again in the second quarter when Manning hit WR Mario Manningham over the middle for a 33-yard touchdown, which put the Giants ahead 14-7. The ensuing drive started off well with the Lions moving quickly into Giants' territory as a result of a 22-yard reception to WR Calvin Johnson. Two plays later Hill left the game with a broken left forearm, and QB Drew Stanton was inserted. Stanton helped move the Lions into field goal range after connecting with TE Tony Scheffler on a bootleg on fourth-and-one. K Jason Hanson was successful from 50-yards out to bring the Lions closer at 14-10 heading into the locker room. On the opening drive of the second half, the Lions used short and efficient passes to move to the New York 33. On third down, Stanton's 28-yard pass to Burleson, which put the Lions at the Giants' 5-yard line, was nullified by an illegal formation penalty on T Gosder Cherilus. On the next play, Stanton was sacked and stripped by Giants' DE Osi Umeniyora, who also recovered the fumble. Thanks in large part to three Detroit penalties, the Giants' moved to the Lions' 1-yard line. Manning found TE Travis Beckum for the short score which widened New York's lead to 21-10. Early in the fourth quarter, Stanton zipped a pass in between the safety and corner to Calvin Johnson, who jogged to the end zone for an 87-yard touchdown. It brought the score to 21-17. Later in the fourth, as the Lions were driving, Burleson caught a pass from Stanton for a first down. Burleson fumbled as he went down and the ball was recovered by Giants' S Deon Grant on the New York 42. Giants' RB Ahmad Bradshaw broke a 45-yard run which set up another score by Jacobs, this time for six-yards, extending the Giants' lead to 28-17. Lions WR Stefan Logan returned the ensuing kickoff 58 yards to the New York 40. Three plays later, Hanson added his second 50-yard field goal of the afternoon, making the contest a one possession game at 28-20. After a three-and-out by New York, the Lions got the ball back with 2:18 left on the clock. Using their two-minute offense, the Lions got down to the Giants' 38 before Stanton's throw intended to TE Brandon Pettigrew was intercepted by Giants' S Antrel Rolle with 0:07 remaining, ensuring a Giants' victory.



## SEASON IN REVIEW

Detroitlions.com

Media.Detroitlions.com

### GAME #7

REDSKINS 25, LIONS 37  
FORD FIELD, OCTOBER 31, 2010  
ATTENDANCE: 46,329

	1Q	2Q	3Q	4Q	OT	Final
WASHINGTON REDSKINS	0	13	0	12	-	25
DETROIT LIONS	0	7	7	23	-	37

LIONS.....C. Johnson 13 yd. pass from Stafford (Hanson kick)  
REDSKINS.....Torain 6 yd. pass from McNabb (Gano kick)  
REDSKINS.....Gano 38 yd. Field Goal  
REDSKINS.....Gano 46 yd. Field Goal  
LIONS.....Pettigrew 2 yd. pass from Stafford (Hanson kick)  
LIONS.....Williams 5 yd. run (Failed 2-pt attempt)  
LIONS.....C. Johnson 7 yd. pass from Stafford (Failed 2-pt att.)  
REDSKINS.....Banks 96 yd. kickoff return (Failed 2-pt attempt)  
LIONS.....C. Johnson 10 yd. pass from Stafford (B. Johnson pass from Stafford)  
LIONS.....Hanson 32 yd. Field Goal  
LIONS.....Suh 19 yd. fumble return (Longwell kick)

	REDSKINS	LIONS
First Downs	13	19
Total Net Yards	275	304
Net Yards Rushing	80	102
Net Yards Passing	195	202
(Att/Comp/Int)	37-21-1	45-26-1
Punts-Average	9-40.1	9-44.2
Fumbles-Lost	3-1	1-1
Sacks-Yards	1-10	7-59
Penalties-Yards	10-77	7-65
Time of Possession	27:50	32:10

#### RUSHING

LIONS: Smith 12-51; Best 12-48; Felton 1-3;  
REDSKINS: McNabb 4-45; Williams 6-25 1 TD; Torain 9-10.

#### PASSING

LIONS: Stafford 45-26, 212 4 TD 1 INT.  
REDSKINS: McNabb 30-17, 210 1 TD 1 INT.

#### RECEIVING

LIONS: C. Johnson 9-101 3 TD; Burleson 7-47; Best 5-31; Smith 2-16; Pettigrew 2-8 1 TD; B. Johnson 1-9.  
REDSKINS: Moss 6-56; Cooley 4-48; Armstrong 3-92; Williams 3-28; Torain 3-19 1 TD; Davis 1-9; Galloway 1-2.

#### SUMMARY

The Lions got their second victory with a 37-25 win over the Washington Redskins at Ford Field. In the first quarter, both offenses were relatively ineffective. The best scoring chance came in on the Lions second possession when QB Matthew Stafford, who was making his first start in six games, threw an interception to Redskins CB DeAngelo Hall while trying to hit Lions' WR Calvin Johnson in the corner of the end zone. Stafford didn't let the mistake sit with him very long. After a 71-yard punt return by Lions' WR Stefan Logan, Stafford found Johnson who spun out of a tackle and extended the ball across the goal line for a 13-yard Lions touchdown and 7-0 Detroit lead. Redskins WR Brandon Banks returned the ensuing kickoff 46-yards to the Lions for 47, which helped to setup a 6-yard touchdown pass from Redskins QB Donovan McNabb to RB Ryan Torain to even the score at 7-7. Washington took a 10-7 lead later in the second quarter when K. Graham Gano hit a 38-yard field goal. Gano added a 46-yard field goal before the half to up Washington's lead to 13-7 heading into the locker room. The Lions started their second drive of the second half at their own 48-yard line after a 23-yard punt by Washington P Hunter Smith. A 20-yard run to the Washington 16 by Lions' RB Jahvid Best put the Lions in the red zone for the second time. Detroit capitalized when Stafford completed a short pass to TE Brandon Pettigrew for the score, which allowed the Lions to regain the lead at 14-13. That score remained until early in the fourth quarter when Washington RB Keiland Williams ran off tackle for a 5-yard touchdown that was setup by a 35-yard punt return by Banks to the Detroit 46. The Redskins two-point conversion attempt fell incomplete, but Washington led 19-14. On the subsequent kickoff, Lions' FB Jerome Felton brought the ball back to the Washington 47 with a 37-yard return. Six plays later, Stafford connected with Johnson again for a 7-yard touchdown. After a failed two-point conversion attempt, the Lions led 20-19. The Redskins answered quickly as Banks returned Lions' K Jason Hanson's kick 96-yards for what would be Washington's final six points of the game. Again, the Redskins failed to convert the two-point attempt and the score sat at 25-20, Washington. The Lions were forced to punt on their next possession, but CB Alphonso Smith helped them get the ball back when he intercepted McNabb and gave the Lions the ball at the Washington 37. On fourth-and-one from the Washington 10-yard line, Stafford threaded-the-needle when he found Calvin Johnson for their third touchdown of the afternoon. On the two-point try, Stafford hit WR Bryant Johnson to put the Lions up 28-25. On the ensuing possession, McNabb was sacked by Lions DE Cliff Avril on fourth down at the Redskins' 20-yard line. The turnover resulted in a 32-yard field goal by Hanson, extending the Lions lead to 31-25. The Redskins opted for backup QB Rex Grossman, who was sacked on his first play by Lions DE Kyle Vanden Bosch and fumbled; the ball was scooped up by Detroit DT Ndamukong Suh who proceeded to strut into the end zone for the final score with under two minutes left. Though the two-point conversion attempt fell incomplete, the Lions had the game in hand and held onto it, 37-25.

### GAME #8

NEW YORK JETS 23, LIONS 20 (OT)  
FORD FIELD, NOVEMBER 7, 2010  
ATTENDANCE: 57,799

	1Q	2Q	3Q	4Q	OT	Final
NEW YORK JETS	0	10	0	10	3	23
DETROIT LIONS	7	0	6	7	0	20

LIONS.....Pettigrew 10 yd. pass from Stafford (Hanson kick)  
JETS.....Folk 31 yd. Field Goal  
JETS.....Edwards 74 yd. pass from Sanchez (Folk kick)  
LIONS.....Stafford 1 yd. run (Suh Kick failed)  
LIONS.....Burleson 2 yd. pass from Stafford (Hanson kick)  
JETS.....Sanchez 1 yd. run (Folk kick)  
JETS.....Folk 36 yd. Field Goal  
JETS.....Folk 30 yd. Field Goal

	JETS	LIONS
First Downs	23	21
Total Net Yards	437	306
Net Yards Rushing	110	78
Net Yards Passing	327	228
(Att/Comp/Int)	39-22-1	37-20-0
Punts-Average	7-42.1	9-41.1
Fumbles-Lost	5-1	1-0
Sacks-Yards	2-9	9-9
Penalties-Yards	11-99	11-102
Time of Possession	29:32	32:46

#### RUSHING

LIONS: Best 16-48; Stafford 4-11 1 TD; Smith 5-10; Stanton 1-6; Felton 2-3.  
JETS: Tomlinson 15-55; Greene 10-46; Smith 10-18; Sanchez 3-1 1 TD.

#### PASSING

LIONS: Stafford 36-20, 240 2 TD.

JETS: Sanchez 39-22, 336 1 TD 1 INT.

#### RECEIVING

LIONS: Burleson 7-113 1 TD; Best 5-40; Pettigrew 3-18; Scheffler 2-22; Smith 4-27; C. Johnson 1-13; B. Johnson 2-7.  
JETS: Tomlinson 6-47; Holmes 5-114; Keller 4-59; Edwards 3-78 1 TD; Cothery 2-19; Greene 2-9.

#### SUMMARY

After outplaying the New York Jets for more than three quarters, the Detroit Lions fell 23-20 in overtime after a Jets comeback. On the game's opening drive, Detroit's offense took the field against one of the league's top defenses. The Lions converted a third-and-15 when QB Matthew Stafford found RB Kevin Smith over the middle for 27 yards. Jets S Brodney Pool was flagged for illegal contact on a third-and-9, which gave the Lions a first-and-goal at the New York 10-yard line. Stafford then connected with TE Brandon Pettigrew for a 10-yard touchdown, giving the Lions a 7-0 lead. Both team's defenses took control until late in the second quarter. Jets' K Nick Folk culminated a nearly four minute New York drive with a 31-yard field goal that made the score 7-3. After a Lions punt, Jets' QB Mark Sanchez successfully threw a 74-yard bomb to WR Braylon Edwards with one minute remaining in the first half. On the first possession of the second half, Lions' S Louis Delmas stripped Edwards after a reception and recovered the fumble at the New York 47. On the next two plays, Stafford completed passes to WR Nate Burleson for 12 and 15 yards respectively, which put the Lions at the Jets' 20. After a catch-and-run to the 4-yard line by Lions RB Jahvid Best, the Jets forced the Lions to attempt a field goal. The attempt was good by K Jason Hanson, but Jets' DE Trevor Pryce was called for Roughing the Kicker. Hanson's right leg was injured on the play. On the next snap, the Lions ran a bootleg and Stafford beat the Jets' defense around the right edge into the end zone. Due to Hanson's injury, Lions' rookie DT Ndamukong Suh attempted the extra point and it ricocheted off the right upright. The Lions led 13-10 and that score remained heading into the fourth quarter. The Lions had the ball as the quarter began and quickly moved the ball to the New York 1-yard line due to a 36-yard pass-and-catch from Stafford to Burleson and then a blatant pass interference call on Jets' S Eric Smith in the end zone. On third-and-goal from the two, Stafford lobbed a pass to Burleson for another Lions touchdown. Hanson returned and tackled on the extra point to give Detroit a 20-10 advantage. While Hanson could try short kicks, the kickoff duties were relegated to P Nick Harris. Later in the quarter, while trying to escape pressure, Stafford scrambled up the middle and landed hard on his right shoulder. He left the game and did not return. He was replaced by QB Drew Stanton. New York's next possession did not last very long, as they went to their hurry-up offense. On a drive that lasted 1:40, Sanchez scored on a quarterback sneak to bring the Jets within three at 20-17. On third-and-six, on the ensuing Lions' possession, Detroit ran a bootleg with Stanton that the Jets covered well. Stanton's pass to FB Jerome Felton fell incomplete, stopping the clock at 1:54. The Jets took over with 1:40 remaining, and used short passes to move close to midfield. New York moved into field goal range after Lions LB Julian Peterson was flagged for a late hit on Jets RB LaDainian Tomlinson. Four snaps later, Folk hit a 36-yard field goal as time expired to send the game into overtime at 20-20. The Jets won the toss and got the first possession of the extra stanza. On their second play, Sanchez found WR Santonio Holmes on a dig route across the middle, and he raced 52-yards before he was dragged down by Lions' LB DeAndre Levy at the Detroit 16. New York opted to attempt a field goal on third down and Folk connected from 30 yards out to give the Jets the three point victory.



# SEASON IN REVIEW

Detroitlions.com

Media.Detroitlions.com

## GAME #9

LIONS 12, BILLS 14

RALPH WILSON STADIUM, NOVEMBER 14, 2010

ATTENDANCE: 56,721

	1Q	2Q	3Q	4Q	OT	Final
DETROIT LIONS	0	3	0	9	-	12
BUFFALO BILLS	0	7	7	0	-	14

BEARS ..... Jackson 1 yd. run (Lindell kick)  
 LIONS ..... Rayner 25 yd. Field Goal  
 BILLS ..... Jackson 16 yd. from Fitzpatrick (Lindell kick)  
 LIONS ..... Rayner 45 yd. Field Goal  
 LIONS ..... Johnson 20 yd. pass from Hill (Failed 2-pt att.)

	LIONS	BILLS
First Downs	19	12
Total Net Yards	390	290
Net Yards Rushing	76	151
Net Yards Passing	314	139
(Att/Comp/Int)	50-29-1	24-12-0
Punts-Average	8-41.6	7-42.4
Fumbles-Lost	1-0	3-1
Sacks-Yards	1-7	1-9
Penalties-Yards	11-60	4-30
Time of Possession	32:24	26:36

### RUSHING

LIONS: Best 17-35; Smith 6-19; Burleson 1-17; Felton 1-4 Hill 1-1;  
 BILLS: Jackson 25-133 1 TD; Spiller 2-14; Gantner 4-2; McIntyre 1-1;  
 Fitzpatrick 1-1.

### PASSING

LIONS: Hill 50-29, 323 1 TD 1 INT.  
 BILLS: Fitzpatrick 24-12, 146 1 TD.

### RECEIVING

LIONS: C. Johnson 10-128 1 TD; Pettigrew 4-50; Burleson 4-47; Best 4-4;  
 Smith 3-41; Scheffler 3-34; Felton 1-19.  
 BILLS: Jackson 6-37 1 TD; Johnson 3-37; Evans 2-52; Jones 1-20;

### SUMMARY

The Detroit Lions played a fierce game defensively, but they came up a little short in a 14-12 loss to the Buffalo Bills at Ralph Wilson Stadium. The first three possessions of the game resulted in two Lions' punts and one by the Bills. The Bills' best scoring chance in the opening 15 minutes came on their second possession when they drove down to the Detroit 12-yard line. The Bills went for it on fourth-and-one, but RB Fred Jackson was stuffed in the backfield by Lions' LB Ashlee Palmer. On the ensuing Detroit drive, the Lions used a balanced attack to move the ball to the Buffalo 34 before QB Shaun Hill was intercepted by Buffalo DE Dwan Edwards after his pass intended for TE Tony Scheffler was tipped by Bills' S Donte Whitner. The Bills turned that turnover into six points early in the second quarter when Jackson scored from a yard out. The play was setup by a 43-yard reception by Bills' WR Lee Evans and put Buffalo up 7-0. That score remained until late in the quarter when Lions' WR Stefan Logan returned a Brian Moorman punt 24 yards to the Buffalo 30 with 39 seconds left in the quarter. The Lions capitalized with a 25-yard field goal by K Dave Rayner as time expired to bring the Lions within four at 7-3. Buffalo had the first possession of the second half and on their first play, Jackson picked up 39-yards before he was pushed out of bounds at the Detroit 34. Five plays later, Jackson received a shovel pass from QB Ryan Fitzpatrick, broke to the outside and got into the end zone for the touchdown. The Bills were now up 14-3. Buffalo's 11-point advantage held until the fourth quarter when Rayner made a 45-yard field goal after missing from 49-yards out on the Lions' prior drive. This made the score 14-6. After forcing a Bills punt, the Lions got the ball back with 3:45 remaining at their own 12. The Lions went to a no huddle offense and Hill found TE Brandon Pettigrew for 14-yards on a fourth-and-five to Detroit 45. The Lions were confronted with another fourth down and Hill found WR Nate Burleson over the middle for 23-yards. On the third fourth down of the drive, WR Calvin Johnson ran free down the middle of the field and received a perfect pass from Hill in the end zone to bring the Lions within two at 14-12 with 0:14 left on the clock. Needing to go for two, the Lions opted to pass, but everyone was covered. Hill tried to connect with Pettigrew, but the ball was overthrown in the back of the end zone, which sealed the game for Buffalo.

## GAME #10

LIONS 19, COWBOYS 35

COWBOYS STADIUM, NOVEMBER 21, 2010

ATTENDANCE: 81,261

	1Q	2Q	3Q	4Q	OT	Final
DETROIT LIONS	0	10	9	0	-	19
DALLAS COWBOYS	7	0	14	14	-	35

COWBOYS ..... Bryant 1 yd. pass from Kitna (Buehler kick)  
 LIONS ..... Rayner 47 yd. Field Goal  
 LIONS ..... Burleson 9 yd. pass from Hill (Rayner kick)  
 LIONS ..... Penalty on L. Davis enforced in end zone for a safety  
 COWBOYS ..... McCann 37 yd. punt return (Buehler kick)  
 COWBOYS ..... Austin 3 yd. pass from Kitna (Buehler kick)  
 LIONS ..... C. Johnson 14 yd. pass from Hill (Rayner kick)  
 COWBOYS ..... Austin 4 yd. pass from Kitna (Buehler kick)  
 COWBOYS ..... Kitna 29 yd. run (Buehler kick)

	LIONS	COWBOYS
First Downs	17	19
Total Net Yards	338	265
Net Yards Rushing	75	134
Net Yards Passing	263	131
(Att/Comp/Int)	44-32-1	24-18-0
Punts-Average	6-46.3	4-49.8
Fumbles-Lost	1-1	2-1
Sacks-Yards	2-16	3-26
Penalties-Yards	10-76	6-39
Time of Possession	29:56	30:04

### RUSHING

LIONS: Morris 10-31; Burleson 1-15; Felton 4-14; Brown 1-9; Logan 1-4; Best 3-2.

COWBOYS: Jones 11-51; Kitna 4-40 1 TD; Barber 13-36; Choice 2-7.

### PASSING

LIONS: Hill 47-32, 289 2 TD 1 INT;

COWBOYS: Kitna 24-18, 147 3 TD.

### RECEIVING

LIONS: Pettigrew 8-75; Burleson 7-97 1 TD; C. Johnson 6-46 1 TD; Morris 4-40; Best 4-15; Brown 2-6; Scheffler 1-10.

COWBOYS: Witten 4-48; Jones 3-35; Bryant 3-8 1 TD; Williams 2-20; Choice 2-14; Austin 2-7 2 TD; Barber; Gronkowski 1-0.

### SUMMARY

After having a five-point lead in the third quarter, the Detroit Lions fell to the Dallas Cowboys 35-19 in Arlington. After being forced to punt on their first possession, the Lions pinned the Cowboys on their own 2-yard line after a 48-yard punt by P Nick Harris. Cowboys' QB Jon Kitna spread the ball to four different receivers while moving the Cowboys into the red zone. Two runs moved Dallas to the Detroit one, where Kitna found WR Dez Bryant in the corner of the end zone for the score as the Cowboys got on the board first at 7-0. On the ensuing possession, Lions' QB Shaun Hill hit RB Jahvid Best to convert on a third down and move into Dallas territory. The Lions were held and settled for a 47-yard field goal by K Dave Rayner, making the score 7-3 early in the second quarter. Much of the second quarter was filled with solid defense and punts. On his final punt of the half, Harris pinned the Cowboys on their own four with 48 seconds remaining. On the first play of the drive, Lions' DE Kyle Vanden Bosch forced a fumble by Cowboys' RB Felix Jones. The ball was recovered by Lions' LB DeAndre Levy at the Dallas 14. Three plays later, Hill connected with WR Nate Burleson in the end zone for a nine-yard touchdown, giving the Lions a 10-7 lead heading into the half. A great Nick Harris punt led to more points for the Lions after he landed a punt at the Dallas 40. On the next play, Cowboys G Leonard Davis was flagged for holding Lions DT Ndamukong Suh in the end zone, which resulted in a safety, increasing the Lions' lead to five at 12-7. Detroit punted on their next possession. Harris' punt bounced inside the five, and Lions' S John Wending batted the ball away from the end zone to prevent a touchback. It was then fielded by Cowboys' CB Bryan McCann who had a convoy of blockers that led him down the sideline and to the end zone for a 97-yard touchdown. The score gave the Cowboys a 14-12 lead. On the second play of the ensuing drive, Dallas LB Sean Lee knocked the ball loose from Lions FB Jerome Felton. The ball was recovered by Cowboys' DE Jason Hatcher at the Detroit 19. Four plays later, WR Miles Austin caught a 3-yard pass from Kitna for the score, to extend the Dallas lead to 21-12. The Lions responded on their next drive with a 58-yard pass from Hill to Burleson to the Dallas 12. That play setup a 14-yard touchdown pass-and-catch from Hill to WR Calvin Johnson to make it a 21-19 game, which it remained heading into the fourth quarter. Kitna found Austin in the end zone again on the Dallas' next drive, this time, from 4-yards out. The Cowboys now led 28-19. After a Lions' punt, Dallas started their drive at their own 20. A 24-yard screen pass to Jones on second down put the Cowboys into Detroit territory. On fourth-and-one from the Detroit 29, Kitna ran a bootleg around the left end for the score, which gave Dallas a 35-19 lead with 3:17 remaining. Dallas stopped the Lions on their next two drives and came away with the victory.



## SEASON IN REVIEW

Detroitlions.com

Media.Detroitlions.com

### GAME #11

PATRIOTS 45, LIONS 24  
FORD FIELD, NOVEMBER 25, 2010  
ATTENDANCE: 60,965

	1Q	2Q	3Q	4Q	OT	Final
NEW ENGLAND PATRIOTS	3	7	14	21	-	45
DETROIT LIONS	7	10	7	0	-	24

PATRIOTS.....Graham 19 yd. Field Goal  
 LIONS.....C. Johnson 19 yd. pass from Hill (Rayner kick)  
 LIONS.....Morris 1 yd. run (Rayner kick)  
 PATRIOTS.....Green-Ellis 15 yd. run (Graham kick)  
 LIONS.....Rayner 44 yd. Field Goal  
 PATRIOTS.....Welker 5 yd. pass from Brady (Graham kick)  
 LIONS.....Morris 1 yd. run (Rayner kick)  
 PATRIOTS.....Branch 79 yd. pass from Brady (Graham kick)  
 PATRIOTS.....Branch 22 yd. pass from Brady (Graham kick)  
 PATRIOTS.....Welker 16 yd. pass from Brady (Graham kick)  
 PATRIOTS.....Green-Ellis 1 yd. run (Graham)

	PATRIOTS	LIONS
First Downs	20	25
Total Net Yards	447	406
Net Yards Rushing	109	129
Net Yards Passing	338	277
(Att/Comp/Int)	27-21-0	46-27-2
Punts-Average	3-51.0	3-47.0
Fumbles-Lost	0-0	0-0
Sacks-Yards	2-8	1-3
Penalties-Yards	5-50	8-66
Time of Possession	28:55	31:05

#### RUSHING

LIONS: Morris 9-55 2 TD; Brown 13-36; Hill 4-23; C. Johnson 1-15.  
PATRIOTS: Green-Ellis 12-59 2 TD; Woodhead 8-32; Tate 1-17; Brady 4-1.

#### PASSING

LIONS: Hill 46-27, 285 1 TD 2 INT.

PATRIOTS: Brady 27-21, 341 4 TD.

#### RECEIVING

LIONS: Pettigrew 5-67; Morris 5-20; C. Johnson 4-81; Brown 4-29; Burleson 3-35; B. Johnson 2-67; Felton 2-7; Heller 1-13; Williams 1-7.  
PATRIOTS: Welker 8-90, 2 TD; Gronkowski 5-65; Branch 3-113 2 TD; Woodhead 2-13; Crumpler 1-27; Hernandez 1-18 Morris 1-15.

#### SUMMARY

Detriot led for much of the game, but eventually fell to the Patriots 45-24. The Patriots got on the board first with a 41-yard drive that culminated in a 19-yard field goal by K Shayne Graham to put them up 3-0. On the ensuing possession, the Lions marched to the New England 19-yard line, due in large part to two first down runs by QB Shaun Hill. From the 19, Hill connected with WR Calvin Johnson in the front of the end zone for the touchdown. The score gave the Lions a 7-3 lead as the first quarter ended. During their first drive of the second quarter, the Lions used a balanced attack to methodically move down the field in a drive that ended with a 1-yard touchdown plunge by RB Maurice Morris, putting Detroit up 14-3. The Patriots responded quickly and scored on the ensuing possession when RB BenJarvus Green-Ellis scored from 15-yards out. An 18-yard reception by rookie TE Aaron Hernandez to the Detroit 34 on a third-and-one helped to setup the score which made it a 14-10 ballgame with less than 0:45 left in the half. The Lions moved into field goal range when Hill found WR Nate Burleson over the middle for a 20-yard pickup. K Dave Rayner converted a 44-yard field goal try on the next play to give Detroit a 17-10 halftime advantage. A leaping interception by Patriots rookie CB Devin McCourty gave New England the ball at the Detroit 26. Four plays later, Patriots WR Wes Welker took a short pass from QB Tom Brady and muscled his way into the end zone for the 5-yard touchdown. The score was now even at 17 early in the second half. The Lions responded immediately as WR Stefan Logan returned the following kickoff 42 yards to the Lions 42. Five plays into the drive, Hill found Johnson down the left sideline for a 21-yard gain that put the Lions at the New England nine. On a fourth-and-one Morris took a pitch into the end zone from a yard out to give the Lions a 24-17 lead. On the third play of the Patriots next possession, Brady hit WR Deion Branch in stride as he proceeded to maneuver his way to the endzone for a 79-yard score which made the game a 24-24 tie. The Patriots broke the tie when Brady and Branch collaborated again for a touchdown. This time, it was from 22 yards out to give the Patriots a 31-24 advantage. After a Lions punt, New England used the pass to advance into the red zone, where Brady found a wide-open Welker in the slot for a 16-yard score. The Patriots lead was now 38-24. McCourty got his second interception of the game on the ensuing Detroit drive. New England setup shop at the Detroit 12 and four plays later, Green-Ellis punched in another touchdown, extending the lead to 45-24 and putting the game out of reach.

### GAME #12

BEARS 24, LIONS 20  
FORD FIELD, DECEMBER 5, 2010  
ATTENDANCE: 58,119

	1Q	2Q	3Q	4Q	OT	Final
CHICAGO BEARS	7	7	3	7	-	24
DETROIT LIONS	7	10	3	0	-	20

LIONS.....Stanton 3 yd. run (Rayner kick)  
 BEARS.....Taylor 1 yd. run (Gould kick)  
 LIONS.....Rayner 50 yd. Field Goal  
 BEARS.....Forte 14 yd. run (Gould kick)  
 LIONS.....C. Johnson 46 yd. pass from Stanton (Rayner kick)  
 LIONS.....Rayner 25 yd. Field Goal  
 BEARS.....Gould 54 yd. Field Goal  
 BEARS.....Manumaleuna 7 yd. run (Gould kick)

	BEARS	LIONS
First Downs	31	14
Total Net Yards	311	302
Net Yards Rushing	114	134
Net Yards Passing	197	168
(Att/Comp/Int)	26-21-0	24-16-0
Punts-Average	3-45.0	4-43.3
Fumbles-Lost	1-1	0-0
Sacks-Yards	2-10	4-37
Penalties-Yards	4-25	6-42
Time of Possession	33:19	26:41

#### RUSHING

LIONS: Best 9-65; Morris 10-37; Logan 2-18; Stanton 5-12 TD; Felton 1-2  
BEARS: Forte 13-64 1 TD; Taylor 9-33 1 TD; Cutler 5-12; Hester 1-5

#### PASSING

LIONS: Stanton 24-16, 178 1 TD

BEARS: Cutler 26-21, 234 1 TD

#### RECEIVING

LIONS: Pettigrew 5-36; C. Johnson 3-66 1 TD; Burleson 3-27; Scheffler 2-9; Best 1-32; Heller 1-5; Morris 1-3  
BEARS: Bennett 7-104; Taylor 5-31; Knox 3-34; Forte 2-36; Manumaleuna 2-23 1 TD; Olsen 1-5; Hester 1-1

#### SUMMARY

The Detroit Lions held a three-point lead heading into the final quarter, but a Chicago touchdown early in the fourth helped give the Bears a 24-20 win at Ford Field. After forcing a Chicago punt, the Lions began their second possession on the Bears' 38-yard line thanks to a 19-yard return by WR Stefan Logan. The Lions capitalized on the good field position when QB Drew Stanton got into the end zone with a quarterback draw from 3 yards out to put the Lions up 7-0. The Bears responded on the ensuing possession with a 1-yard touchdown by RB Chester Taylor to cap a 13-play, 76-yard drive that tied the game at seven. The play was set up by a 14-yard pass from QB Jay Cutler to WR Earl Bennett to the Detroit 22 on third-and-eight. Logan came up big again on the Lions' next possession when he picked up 17-yards on an end-around. The Bears defense held and the Lions settled for a 50-yard Dave Rayner field goal that gave the Lions a three-point lead at 10-7. The Bears continued the string of scoring when RB Matt Forte outraced the Lions defense around the left side for a 14-yard touchdown to make it 14-10 Chicago. Late in the second quarter, Bears' P Brad Maynard pinned the Lions on their own nine with 0:53 remaining in the half. On the first play of the drive, RB Jahvid Best bounced a run outside and picked up 45-yards. On the next play, WR Calvin Johnson caught a Stanton pass over the middle and took it 46-yards to the end zone, stiff arming a couple of Bears' defenders on his way. The Lions led 17-14 at the half. To open the second half, the Lions' DE Turk McBride sacked Cutler, forced him to fumble and recovered the ball on the Chicago 9. The Lions could not punch it in and settled for a 20-14 lead after a 25-yard Rayner field goal. The Bears cut the Lions' lead in half when K Robbie Gould hit a 54-yard field goal to make the score 20-17. When the Lions got the ball back, they moved into Bears territory and faced a fourth-and-one from the Chicago 41. They went for it, and a bootleg attempt was unsuccessful as Stanton's pass to WR Nate Burleson was broken up by Bears CB D.J. Moore. The Bears moved to the Detroit 22 largely due to another third down conversion hookup by Cutler and Bennett. On the next play, Lions DT Ndamukong Suh was flagged for a controversial unnecessary roughness penalty when he aggressively pushed Cutler to the ground as he was scrambling. On the next play, Cutler dumped a short pass to TE Brandon Manumaleuna, and he shook off a hit and fell into the end zone to give the Bears a 24-20 lead with 8:39 left in the game. The Lions were forced to punt, giving the Bears the ball back with 5:17 remaining. The Bears were able to pick up three first downs, which enabled them to run the remaining time off the clock.



## SEASON IN REVIEW

Detroitlions.com

Media.Detroitlions.com

### GAME #13

PACKERS 3, LIONS 7  
FORD FIELD, DECEMBER 12, 2010  
ATTENDANCE: 57,659

	1Q	2Q	3Q	4Q	OT	Final
GREEN BAY PACKERS	0	0	3	0	-	3
DETROIT LIONS	0	0	0	7	-	7

PACKERS.....Crosby 42 yd. Field Goal  
LIONS.....Heller 13 yd. pass from Stanton (Rayner kick)

	PACKERS	LIONS
First Downs	13	15
Total Net Yards	258	286
Net Yards Rushing	66	190
Net Yards Passing	192	96
(Att/Comp/Int)	37-22-2	22-10-2
Punts-Average	8-50.5	8-44.3
Fumbles-Lost	2-1	0-0
Sacks-Yards	2-21	4-31
Penalties-Yards	3-20	6-35
Time of Possession	29:12	30:48

#### RUSHING

LIONS: Morris 11-51; Stanton 4-44; Best 13-38; Logan 5-30; Felton 6-15; C. Johnson 1-13; Burleson 1(-1).

PACKERS: Rodgers 2-25; Jackson 7-19; Flynn 3-10; Starks 6-8; 2-4.

#### PASSING

LIONS: Stanton 22-10, 117 1 TD 2 INT.

PACKERS: Flynn 26-25 177 1 INT; Rodgers 11-7, 46 1 INT.

#### RECEIVING

LIONS: B. Johnson 2-21; Pettigrew 2-14; C. Johnson 1-44; Heller 1-13; Burleson 1-12; Morris 1-6; Best 1-4; Scheffler 1-3.

PACKERS: Quarless 5-62; Jennings 4-52; Jones 3-30; Jackson 3-9; Nelson 2-26; Driver 2-12; Nance 1-14 Swain 1-12; Kuhn 1-6.

#### SUMMARY

In a game that was dominated by both defenses, the Detroit Lions reached the end zone in the fourth quarter to defeat the Green Bay Packers 7-3 at Ford Field. The first quarter was full of short possessions and turnovers. The Packers started their first drive at their own 46-yard line, but were unable to capitalize on the good field position, due to Lions LB Landon Johnson stripping the ball from Packers TE Andrew Quarless. Lions CB Brandon McDonald recovered the fumble and the Lions started their drive from their own 28. The Lions ran the ball on the first seven plays of the possession to move to the Green Bay 27. On their first pass of the drive QB Drew Stanton escaped a sack and threw up a pass that was intercepted in the end zone by Packers CB Tramon Williams. Later in the quarter, the Packers squandered another chance to score when WR Donald Driver got behind the Lions defense but Driver couldn't pull in the pass by QB Aaron Rodgers, and Lions S Amani Spivey plucked the ball out of the air for the interception. Late in the second quarter, while scrambling, Rodgers took a hard hit from Johnson and suffered a concussion. He was replaced by QB Matt Flynn. The second half began with the score knotted at zero. On the first play of the second half, Flynn hit Quarless on a bootleg and Landon Johnson suffered a neck injury while tackling the rookie tight end. The Packers would proceed to move into Lions territory before the drive stalled and they had to settle for a 42-yard field goal by K Mason Crosby, which gave the Packers a 3-0 lead and their only points of the game. The Packers reached the red zone on their next drive, and got the ball down to the Detroit 9-yard line. Flynn tried to hit Driver over the middle, but the pass with picked off by Lions LB DeAndre Levy who brought the ball out of the end zone to the nine. Four plays later, Stanton threw a bomb to WR Calvin Johnson for a 44-yard gain, which put the Lions in field goal range. After picking up six yards on their next three plays, K Dave Rayner attempted a 48-yard field goal that went wide left and allowed the Packers to retain their lead. On the Lions' next drive Stanton found WR Bryant Johnson for 10-yards on a third-and-three. Three plays later, he connected with TE Brandon Pettigrew on a third-and-two for an 11-yard gain. Those plays helped to set up a tight end screen to Will Heller, which he took into the end zone for a 13-yard touchdown that put the Lions up 7-3 with 7:55 remaining. After punts by each team, the Packers got the ball for the last time with 3:58 left in the game. Green Bay advanced to the Lions' 31, but Flynn's fourth down pass was a little bit too far ahead of WR Greg Jennings and the Lions held on for the hard-fought victory.

### GAME #14

LIONS 23, BUCCANEERS 20 (OT)  
RAYMOND JAMES STADIUM, DECEMBER 19, 2010  
ATTENDANCE: 47,692

	1Q	2Q	3Q	4Q	OT	Final
DETROIT LIONS	7	3	7	3	3	23
TAMPA BAY BUCCANEERS	0	14	0	6	0	20

LIONS.....Burleson 10 yd. pass from Stanton (Rayner kick)  
BUCCANEERS...M. Williams 24 yd. pass from Freeman (Barth kick)  
BUCCANEERS...Blount 39 yd. run (Barth kick)  
LIONS.....Rayner 41 yd. Field Goal  
LIONS.....Morris 10 yd. run (Rayner kick)  
BUCCANEERS...Barth 30 yd. Field Goal  
BUCCANEERS...Barth 26 yd. Field Goal  
LIONS.....Rayner 28 yd. Field Goal  
LIONS.....Rayner 34 yd. Field Goal

	LIONS	BUCCANEERS
First Downs	26	22
Total Net Yards	433	403
Net Yards Rushing	181	176
Net Yards Passing	252	227
(Att/Comp/Int)	38-23-0	33-22-0
Punts-Average	4-39.5	3-39.3
Fumbles-Lost	0-0	0-0
Sacks-Yards	3-25	0-0
Penalties-Yards	7-57	9-65
Time of Possession	33:05	32:04

#### RUSHING

LIONS: Morris 15-109 1 TD; Burleson 1-25; Stanton 2-24; Best 6-12; Logan 4-11.

BUCCANEERS: Blount 15-110 1 TD; C. Williams 7-38; Freeman 5-29; Graham 1(-1).

#### PASSING

LIONS: Stanton 37-23, 252 1 TD; Logan 1-0, 0.

BUCCANEERS: Freeman 32-21, 251 1 TD; Johnson 1-1, 1.

#### RECEIVING

LIONS: C. Johnson 10-152; Burleson 4-28 1 TD; Scheffler 3-18; Morris 3-10; Pettigrew 2-25; B. Johnson 1-19.

BUCCANEERS: M. Williams 6-96 1 TD; Winslow 4-46; Benn 3-34; Graham 3-21; C. Williams 2-26; Spurlock 1-19; Gilmore 1-9 Stroutier 1-1.

#### SUMMARY

The Detroit Lions were victorious for the second straight week as they defeated the 8-5 Tampa Bay Buccaneers in overtime. The game also snapped the Lions' road losing streak. The first score came late in the first quarter when Lions WR Nate Burleson caught a short pass and muscled his way through Buccaneers CB E.J. Biggers for a 10-yard touchdown. Pass plays of 20 and 16 yards from QB Drew Stanton to WR Calvin Johnson helped set up the score which gave the Lions a 7-0 lead. The Bucs responded with a 60-yard drive that culminated with a 24-yard touchdown pass from QB Josh Freeman to rookie WR Mike Williams to even the score at seven. One play prior to the touchdown, Freeman hit WR Arrelious Benn for a 13-yard gain on fourth-and-two to put the Bucs in position to score. On Tampa Bay's next possession, RB LaGarrette Blount bounced off of several Lions defenders on his way to the end zone from 39-yards out. The Bucs now led 14-7. On the ensuing drive, Stanton began the series with a 13-yard pass to TE Brandon Pettigrew, an 11-yard completion to Burleson and then a 30-yard catch-and-run by Calvin Johnson to put the Lions at Tampa Bay's 30-yard line at the two minute warning. Detroit could not reach the end zone and settled for a 41-yard field goal by K Dave Rayner to make it a 14-10 ballgame at the half. The Lions opened the second half with the ball and capitalized. An end around to Burleson picked up 25-yards and put the Lions at the Tampa Bay 21. Four plays later, Lions RB Maurice Morris ran strong up the middle for a 10-yard touchdown to give the Lions a 17-14 lead. That score would remain heading into the fourth quarter. Early in the fourth, Tampa drove down to the Detroit one. They were denied on two consecutive runs. On third down, a touchdown pass to TE Kellen Winslow was nullified because of an offensive pass interference call on the tight end. Buccaneers K Connor Barth tackled on three point to make the score 17-17. Tampa Bay took a 20-17 lead when Barth connected on a 26-yard field goal try with 1:39 remaining in regulation. On the last possession of regulation, Stanton found Lions WR Bryant Johnson over the middle for 19-yards. Two plays later, Calvin Johnson made an acrobatic catch down the right sideline and rolled out of bounds at the Tampa Bay 22 for a 23-yard pick up. The Lions ultimately attempted a 28-yard field with 0:02 remaining. Rayner's kick was perfect and it sent the game into overtime tied at 20. The Lions had the first and only possession of the overtime session. On the first play, Morris bolted up the middle for 26-yards. That play was followed by a 14-yard pickup by RB Jahvid Best to the Buccaneer 39. On third-and-8 Calvin Johnson made an amazing leaping catch on which he tapped his toes just inside line to put the Lions in position to kick a game winning field goal. Rayner then connected from 34-yards out to give the Lions a thrilling triumph.





## SEASON IN REVIEW

Detroitlions.com

Media.Detroitlions.com

### GAME #15

LIONS 34, DOLPHINS 27

SUN LIFE STADIUM, DECEMBER 26, 2010

ATTENDANCE: 66,731

	1Q	2Q	3Q	4Q	OT	Final
DETROIT LIONS	3	7	7	17	-	34
MIAMI DOLPHINS	3	14	7	3	-	27

LIONS.....Rayner 39 yd. Field Goal  
 DOLPHINS.....Carpenter 40 yd. Field Goal  
 LIONS.....Pettigrew 20 yd. pass from Hill (Rayner kick)  
 DOLPHINS.....Polite 4 yd. run (Carpenter kick)  
 DOLPHINS.....Bess 13 yd. pass from Henne (Carpenter kick)  
 LIONS.....Morris 5 yd. run (Rayner kick)  
 DOLPHINS.....Brown 1 yd. run (Carpenter kick)  
 DOLPHINS.....Carpenter 28 yd. Field Goal  
 LIONS.....Best 53 yd. pass from Hill (Rayner kick)  
 LIONS.....Rayner 47 yd. Field Goal  
 LIONS.....Levy 30 yd. interception return (Rayner kick)

	LIONS	DOLPHINS
First Downs	14	28
Total Net Yards	275	425
Net Yards Rushing	67	154
Net Yards Passing	208	271
(Att/Comp/Int)	26-14-0	44-29-2
Punts-Average	6-46.3	4-41.3
Fumbles-Lost	0-0	5-1
Sacks-Yards	2-7	2-14
Penalties-Yards	6-53	8-63
Time of Possession	22:45	37:15

#### RUSHING

LIONS: Best 6-24; Morris 12-22 1 TD; Burleson 1-12; Hill 1-10; Logan 1-(-1).

DOLPHINS: Williams 14-71; Brown 12-37 1 TD; Moore 1-16; Henne 5-14; Polite 4-12 1 TD; Cobbs 1-4.

#### PASSING

LIONS: Hill 26-14, 222 2 TD.

DOLPHINS: Henne 44-29, 278 1 TD 2 INT.

#### RECEIVING

LIONS: Pettigrew 4-74 1 TD; C. Johnson 4-52; Morris 2-13; Best 1-53 1 TD; Scheffler 1-15; B. Johnson 1-8; Burleson 1-7.

DOLPHINS: Marshall 10-102; Brown 6-34; Bess 5-34 1 TD; Shuler 2-44; Fasano 2-31; Williams 2-21; Polite 1-7; Moore 1-5.

#### SUMMARY

The Detroit Lions extended their winning streak to three games with a 34-27 win over the Miami Dolphins. The Lions received the ball first and were forced to punt. During the return, Lions LB Ashlee Palmer delivered a crushing blow to Dolphins WR Davone Bess and forced a fumble which Lions LB Landon Johnson recovered at the Miami 19-yard line. Detroit turned the turnover into a 39-yard field goal by K Dave Rayner to jump out to a 3-0 lead. The Dolphins evened the score later in the first quarter with a 40-yard field goal by K Dan Carpenter. On the ensuing possession the Lions went 80 yards in six plays on a drive that culminated with a 20-yard touchdown strike to TE Brandon Pettigrew from QB Shaun Hill to put the Lions up 10-3. The Dolphins responded on their next possession as they used a balanced attack to march 80 yards and score with a 4-yard run by RB Lousaka Polite to make it a 10-10 game. Late in the first half, Best returned a Lions punt 25-yards and set the Dolphins up at the Detroit 40 with 1:42 left. On the second play of the series, the Lions lost CB Chris Houston due to a shoulder injury. Two plays later, Bess caught a touchdown on a pass that was tipped. The play was reviewed to see in Bess stepped out of bounds before he caught the pass, but it was upheld. The Dolphins led 17-10 at the half. On the Lions' first possession of the second half, Shaun Hill's passes accounted for three third down conversions, including an 8-yard pickup to WR Bryant Johnson on third-and-six to put the Lions at the Miami five. One the next play, Lions RB Maurice Morris outran the Miami defense to the outside for the touchdown, knotting the score at 17. Once again, Miami answered with a score of their own. A 29-yard pass from QB Chad Henne to TE Mickey Shuler setup a 1-yard score by RB Ronnie Brown to give the Dolphins the lead at 24-17 heading into the fourth. The Dolphins added another field goal before the Lions scored again. Hill found RB Jahvid Best across the middle and Best proceeded to take the short pass 53-yards and into the end zone to bring the Lions within three at 27-24. Three plays into the Dolphins' next drive, Lions CB Nathan Vasher intercepted a Henne pass at the Miami 36. Rayner connected on a big 47-yard field goal to tie the game at 27. The Dolphins got the ball back and proceeded to turn the ball over again on the third play of the drive when Lions LB DeAndre Levy stepped in front of a stumbling Bess to pick off Henne. Levy ran inside the ten, cut back and found his way into the end zone to give the Lions a 34-27 lead with 2:11 remaining. The Dolphins were able to move down to the Detroit 28 with 0:19 remaining and no timeouts. Henne hit Ronnie Brown in the flats, whose attempt to get out of bounds was foiled by Vasher who made a great tackle that gave the Lions their second consecutive road win.

### GAME #16

VIKINGS 13, LIONS 20

FORD FIELD, JANUARY 2, 2011

ATTENDANCE: 57,013

	1Q	2Q	3Q	4Q	OT	Final
MINNESOTA VIKINGS	0	0	7	6	-	13
DETROIT LIONS	0	10	3	7	-	20

LIONS.....Rayner 55 yd. Field Goal  
 LIONS.....Burleson 7 yd. pass from Hill (Rayner kick)  
 LIONS.....Rayner 37 yd. Field Goal  
 VIKINGS.....J. Allen 36 yd. interception return (Longwell kick)  
 VIKINGS.....Longwell 27 yd. Field Goal  
 LIONS.....Morris 5 yd. run (Rayner kick)  
 VIKINGS.....Rayner 48 yd. Field Goal

	VIKINGS	LIONS
First Downs	16	22
Total Net Yards	211	357
Net Yards Rushing	74	107
Net Yards Passing	137	250
(Att/Comp/Int)	32-20-1	39-28-1
Punts-Average	5-43.0	4-44.5
Fumbles-Lost	0-0	1-1
Sacks-Yards	1-8	3-8
Penalties-Yards	4-25	5-33
Time of Possession	29:08	30:52

#### RUSHING

LIONS: Best 10-34; Morris 12-21 1 TD; Burleson 1-20; Logan 1-12; Hill 2-11; Felton 1-9.

VIKINGS: Webb 5-35; Peterson 14-31; Gerhart 3-12; Harvin 2-(-4).

#### PASSING

LIONS: Hill 39-28, 258 1 TD 1 INT.

VIKINGS: Webb 32-20, 145 1 INT.

#### RECEIVING

LIONS: Burleson 6-83 1 TD; Scheffler 6-50; Best 6-23; B. Johnson 3-49; Pettigrew 3-19; Morris 2-24; Heller 1-8; Felton 1-4.

VIKINGS: Harvin 8-69; Kleinsasser 2-22; Berrian 2-16; Shiancoe 2-13; Peterson 2-(-2); Camarillo 1-13; Booker 1-6; Gerhart 1-6; Tahi 1-2.

#### SUMMARY

The Detroit Lions' 20-13 victory over the Minnesota Vikings gave them a fourth consecutive win as they finished the 2010 season. After forcing the Vikings to punt on their first possession, the Lions used short passes and runs by numerous running backs to march to the Minnesota 8-yard line. On first down, QB Shaun Hill threw a short pass to TE Tony Scheffler who appeared to be on his way into the end zone, until a hit by Vikings LB Ben Leber cause Scheffler to fumble as he stretched for the goal line. The ball was recovered in the end zone by Vikings S Jamarca Sanford. Minnesota could not capitalize on the turnover and the first quarter ended with the teams tied at 0. On their first drive of the second quarter, the Vikings moved into Detroit territory before Lions S Amari Spivey intercepted a pass by Vikings QB Joe Webb. A 20-yard gain on a reverse by WR Nate Burleson helped set up a 55-yard field goal by K Dave Rayner to put the Lions on the board first at 3-0. On the Lions' next possession, the offense marked 94 yards for a touchdown in 15 plays as Hill completed 10-of-12 passes for 83 yards, including four to Burleson. Burleson's fourth reception of the drive was for a 7-yard touchdown in the back of the end zone with 0:23 left in the half. The Lions led 10-0 after the first 30 minutes. The Lions continued their efficiency on offense on the second half's opening drive. An 18-yard pass from Hill to WR Bryant Johnson helped set up a 37-yard field goal by Rayner that gave the Lions a 13-0 advantage. The Vikings finally got on the scoreboard when DE Jared Allen snagged one of Hill's passes out of the air and raced 36 yards for the score. The touchdown brought Minnesota to within six at 13-7, which was the score heading into the final 15 minutes. Vikings K Ryan Longwell added a 27-yard field goal early in the fourth quarter to make the score 13-10. On the first play of the ensuing possession, Hill connected with Burleson yet again. This time, the throw-and-catch went for 33-yards and put the Lions at the Minnesota 44. Six plays later, Johnson made a diving 23-yard catch down the left sideline at the Minnesota five. On the next play, RB Maurice Morris took a draw into the end zone from 5-yards out to extend the lead to ten. Longwell added a 48-yard field goal with 1:55 remaining to bring the score to 20-13 but the ensuing Vikings' onside kick attempt was recovered by Burleson. The Lions were forced to punt, but were able to burn the clock down to 0:10. With 80-yards to go in one play, the Vikings attempted eight laterals on that one play, but Webb was brought down by Lions CB Eric King as time expired, allowing the Lions to hold on for the seven point win.





***2011 DETROIT LIONS***

LIONS HONORS





## DETROIT LIONS ALL-TIME HONORS

### PRO FOOTBALL HALL OF FAME

1963	Earl "Dutch" Clark	QB	1934-38
1966	Bill Dudley	HB	1947-49
1967	Bobby Layne	QB	1950-58
1968	Alex Wojciechowicz	C/LB	1938-46
1970	Jack Christiansen	DB	1951-58
1970	Hugh McHenry	FB	1964
1972	Ollie Matson	FB	1963
1973	Joe Schmidt	LB	1953-65
1974	Dick "Night Train" Lane	DB	1960-65
1979	Yale Lary	DB/P	1952-53, 56-64
1985	Frank Gatski	C	1957
1996	Doak Walker	HB	1950-55
1987	John Henry Johnson	FB	1957-59
1992	Lem Barney	CB	1967-77
1996	Lou Creekmur	T	1950-59
2004	Barry Sanders	RB	1989-98
2007	Charlie Sanders	TE	1968-77
2010	Dick LeBeau	CB	1959-1972

### NFL HONORS

#### NFL MVP/PLAYER OF THE YEAR

1944	Frank Sinkwich	Joe F. Carr Award
1960	Joe Schmidt	Associated Press
1991	Barry Sanders	NFLPA
	Barry Sanders	Football Digest
	Barry Sanders	Maxwell Award
1994	Barry Sanders	Associated Press*
	Barry Sanders	NFL Films
	Barry Sanders	Football Digest
	Barry Sanders	"ESPY" Award
1997	Barry Sanders	Associated Press#
	Barry Sanders	Miller Lite
	Barry Sanders	Maxwell Award
	Barry Sanders	Sporting News
	Barry Sanders	Pro Football Wkly
	Barry Sanders	Football Digest
	Barry Sanders	Sports Illustrated
	Barry Sanders	College & Pro Football Wkly*
	Barry Sanders	"ESPY" Award
	Barry Sanders	Touchdown Club of Columbus

\*Offensive Player of the Year  
 #Co-MVP & Offensive Player of the Year

#### NFL ROOKIE OF THE YEAR

1967	Mel Farr	Sporting News
1967	Lem Barney#	Sporting News
1968	Earl McCullough	Associated Press#
1978	Al Baker	Pro Football Wkly#
	Al Baker	Football Digest#
1980	Billy Sims	Pro Football Writers Association
	Billy Sims	Associated Press*
	Billy Sims	Bert Bell Trophy - N.E.A.
	Billy Sims	Sporting News
	Billy Sims	Pro Football Weekly*
	Billy Sims	Football Digest
1989	Barry Sanders	Pro Football Weekly*
	Barry Sanders	Associated Press*
	Barry Sanders	Sports Illustrated "Z" Team
	Barry Sanders	Sporting News
	Barry Sanders	NFL Films
	Barry Sanders	College & Pro Football*
	Barry Sanders	PFWA
	Barry Sanders	Football Digest*
2010	Ndamukong Suh	Associated Press#
	Ndamukong Suh	Pepsi Rookie of the Year
	Ndamukong Suh	Sporting News
	Ndamukong Suh	PFW/PFWA
	Ndamukong Suh	Sports Illustrated#

# Defensive; \* Offensive Rookie of the Year

#### NFL COACH OF THE YEAR

1991	Wayne Fontes	Associated Press
	Wayne Fontes	Maxwell Club
	Wayne Fontes	Paul Brown Award
	Wayne Fontes	T.D. Club of Columbus
	Wayne Fontes	Starter
	Wayne Fontes	United Press International
	Wayne Fontes	Football News
	Wayne Fontes	Pro Football Wkly
	Wayne Fontes	PFWA

#### NFL MVP/PLAYER OF THE YEAR

1994	Barry Sanders	NFLPA
1997	Barry Sanders	Football News

#### NFC PLAYER OF THE MONTH

1989	Barry Sanders	Offensive	Dec
1991	Barry Sanders	Offensive	Sept
	Ray Crockett	Defensive	Nov
1993	Jason Hanson	Special Teams	Oct
	Barry Sanders	Special Teams	Dec
1994	Barry Sanders	Offensive	Oct
1997	Barry Sanders	Offensive	Oct, Nov, Dec
1998	Terry Fair	Special Teams	Sept
	Stephen Boyd	Defensive	Nov
1999	Jason Hanson	Special Teams	Oct
2000	Desmond Howard	Special Teams	Sept
2003	Jason Hanson	Special Teams	Nov

2004	Eddie Drummond	Special Teams	Sept
2010	Eddie Drummond	Special Teams	Nov
2010	Stefan Logan	Special Teams	Oct

#### NFL PLAYER OF THE WEEK

1989	Rodney Peete	Wk 6
	Richard Johnson	Wk 13
1991	Barry Sanders	Wk 5
	Rodney Peete	Wk 6
	Barry Sanders	Wk 12
1994	Barry Sanders	Wk 3
1995	Herman Moore	Wk 9
	Scott Mitchell	Wk 13
1996	Barry Sanders	Wk 17
1997	Barry Sanders	Wk 7, 17
2004	Eddie Drummond	Wk 10

#### NFC PLAYER OF THE WEEK

1984	Michael Cofer	Defensive	Wk 8
	Gary Danielson	Offensive	Wk 13
1985	Demetrius Johnson	Defensive	Wk 4
	Eric Hipple	Offensive	Wk 8
1986	James Jones	Offensive	Wk 1
1989	Rodney Peete	Offensive	Wk 6
	Richard Johnson	Offensive	Wk 13
1990	Chris Spielman	Defensive	Wk 2
	Barry Sanders	Offensive	Wk 14
	Rodney Peete	Offensive	Wk 15
1991	Ray Crockett	Defensive	Wk 9
	Barry Sanders	Offensive	Wk 13
1993	Erik Kramer	Offensive	Divisional
	Jason Hanson	Special Teams	Wk 1
	Vernon Turner	Special Teams	Wk 9
	Barry Sanders	Offensive	Wk 16
	Ray Crockett	Defensive	Wk 18
	Jim Arnold	Special Teams	Wk 18
1994	Barry Sanders	Offensive	Wk 3
	Chris Spielman	Defensive	Wk 8
	Barry Sanders	Offensive	Wk 10
	Mel Gray	Special Teams	Wk 7
	Barry Sanders	Offensive	Wk 16
1995	Jason Hanson	Special Teams	Wk 4
	Barry Sanders	Offensive	Wk 6
	Scott Mitchell	Offensive	Wk 9
	Brett Perriman	Offensive	Wk 13
	Herman Moore	Offensive	Wk 14
	Willie Clay	Defensive	Wk 17
1996	Scott Mitchell	Offensive	Wk 6
1997	Stephen Boyd	Defensive	Wk 1
	Barry Sanders	Offensive	Wk 3
	Jason Hanson	Special Teams	Wk 5
	Barry Sanders	Offensive	Wk 7
	Herman Moore	Offensive	Wk 12
	Barry Sanders	Offensive	Wk 13
	Jason Hanson	Special Teams	Wk 13
	Barry Sanders	Offensive	Wk 17
1998	Terry Fair	Special Teams	Wk 4
	Mark Carrier	Defensive	Wk 7
	Charlie Batch	Offensive	Wk 11
1999	Robert Porcher	Defense	Wk 1
	Terry Fair	Special Teams	Wk 2
	Jason Hanson	Special Teams	Wk 6
	Germaine Crowell	Offense	Wk 9
2000	Jason Hanson	Special Teams	Wk 2
	Kurt Schultz	Defense	Wk 4
	Bryant Westbrook	Defense	Wk 8
2002	Jason Hanson	Special Teams	Wk 9
2003	Joey Harrington	Offense	Wk 1
	Jason Hanson	Special Teams	Wk 10
2004	Bracy Walker	Special Teams	Wk 1
	James Hall	Defense	Wk 5
	Shaun Rogers	Defense	Wk 7
	Eddie Drummond	Special Teams	Wk 10
2005	R.W. McQuarters	Special Teams	Wk 5
2006	James Hall	Defensive	Wk 6
	Jason Hanson	Special Teams	Wk 17
2007	Dewayne White	Defensive	Wk 1
	Jason Hanson	Special Teams	Wk 8
	Shaun Rogers	Defensive	Wk 9
2009	Matthew Stafford	Offensive	Wk 11
2010	Calvin Johnson	Offensive	Wk 8
	Stefan Logan	Special Teams	Wk 5

#### NFL ROOKIE OF THE MONTH

1998	Charlie Batch	Offensive	Oct
2004	Roy Williams	Offensive	Sept
	Kevin Jones	Offensive	Dec
2009	Louis Delmas	Defensive	Sept
2010	Jahvid Best	Offensive	Sept
	Ndamukong Suh	Defensive	Oct

#### NFL PEPSI ROOKIE OF THE WEEK

2003	Boss Bailey	LB	Wk 16
2004	Roy Williams	WR	Wk 2
2010	Jahvid Best	RB	Wk 2
	Ndamukong Suh	DT	Wk 8



## LIONS AWARDS

### LIONS MOST VALUABLE PLAYER

(Selected annually by Lions players. Only one player was selected from 1952-1966)

1952	Jim Doran	E
1953	Dick Stanfel	E
1954	Bobby Layne	OB
1955	Joe Schmidt	LB
1956	Bobby Layne	OB
1957	Joe Schmidt	LB
1958	Joe Schmidt	LB
1959	Jim Martin	LB
1960	Nick Pietrosante	RB
1961	Joe Schmidt	LB
1962	Gail Cogdill	E
1963	Earl Morrall	E OB
1964	Jim Gibbons	E
1965	Bruce Maher	E
1966	Pat Studstill	FL

### BOBBY LAYNE OFFENSIVE MVP

Bobby Layne Award is presented (since 1967) to the Offensive MVP. QB Bobby Layne sparked the Lions to three NFL Championships (1952, '53 and '54) and four Western Division titles during the 1950s. He established virtually every career passing record, including attempts (2,193), completions (1,074), yardage (15,710), and touchdown passes (118). Layne was inducted into the Pro Football Hall of Fame in 1967.

1967	Mel Farr	RB
1968	Mel Farr	RB
1969	Charlie Sanders	TE
1970	Charlie Sanders	TE
1971	Steve Owens	RB
1972	Rockne Freitas	T
1973	Altie Taylor	RB
1974	Bill Munson	OB
1975	Dexter Bussey	RB
1976	Ray Jarvis	WR
1977	Jon Morris	C
1978	Gary Danielson	OB
1979	Fred Scott	WR
1980	Billy Sims	RB
1981	Eric Hipple	OB
1982	Billy Sims	OB
1983	Billy Sims	RB
1984	James Jones	RB
1985	James Jones	RB
1986	Keith Dorney	G
1987	James Jones	G
1987	Pete Mandley	WR
1988	Rusty Hilger	OB
1989	Barry Sanders	RB
1990	Barry Sanders	RB
1991	Barry Sanders	RB
1992	Barry Sanders	RB
1993	Barry Sanders	RB
1994	Barry Sanders	RB
1995	Herman Moore	WR
1996	Barry Sanders	RB
1997	Barry Sanders	RB
1998	Barry Sanders	RB
1999	Germance Crowell	WR
2000	James Stewart	RB
2001	Johnnie Morton	WR
2002	James Stewart	RB
2003	Cory Schlesinger	RB
2004	Kevin Jones	FB
2005	Roy Williams	WR
2006	Roy Williams	WR
	Mike Furrey	WR
	Dominic Raiola	C
2007	Calvin Johnson	WR
2008	Calvin Johnson	WR
2009	Calvin Johnson	WR
2010	Calvin Johnson	WR

### LEM BARNEY DEFENSIVE MVP

Lem Barney Award is presented (since 1967) to the Defensive MVP. Lem Barney was one of the premier defensive backs in the history of football. As a rookie, Barney intercepted 10 passes, including three for touchdowns, and was named NFL Defensive Rookie of the Year. He played in seven Pro Bowls, earning All-Pro honors three times. Barney totaled 56 career interceptions. He was inducted into the Pro Football Hall of Fame in 1992.

1967	Lem Barney	CB
1968	Wayne Walker	LB
1969	Mike Lucci	LB
1970	Mike Lucci	LB
1971	Mike Lucci	LB
1972	Larry Hand	E
1973	Herb Davis	E
1974	Levi Johnson	CB
1975	Paul Naumoff	LB
1976	Charlie Weaver	LB
1977	Charlie Weaver	LB
1978	Al Baker	E
1979	Doug English	E
1980	Dave Pureifory	E
1981	Stan White	LB
1982	Al Baker	E
1983	William Gay	E
1984	Ken Fantetti	E
1985	Jimmy Williams	LB
1986	Keith Ferguson	E
1987	Jimmy Williams	LB
1988	Michael Cofer	NT
1989	Jerry Ball	NT
1990	Michael Cofer	LB

1991	George Jamison	LB
1992	Bennie Blades	S
1993	Chris Spielman	LB
1994	Chris Spielman	LB
1995	Henry Thomas	DT
1996	Bennie Blades	S
1997	Robert Porcher	DE
1998	Stephen Boyd	LB
1999	Robert Porcher	DE
2000	Stephen Boyd	LB
2001	Robert Porcher	DE
2002	Chris Claiborne	LB
2003	Dre Bly	CB
2004	Shaun Rogers	DT
2005	Shaun Rogers	DT
2006	Cory Redding	DT
2007	Ernie Sims	LB
2008	Kalvin Pearson	S
2009	Louis Delmas	S
2010	Ndamukong Suh	DT

### YALE LARY SPECIAL TEAMS MVP

Yale Lary Award is presented to the Special Teams MVP. Yale Lary was an All-Pro defensive back and one of the NFL's greatest punters. Along with his 50 interceptions, he became an even more valuable weapon on Detroit's special teams. Lary won NFL punting titles in 1959, 1961 and 1963, missing in 1962 by just 3.6 inches. Lary played in nine Pro Bowls and was inducted into the Pro Football Hall of Fame in 1979.

1981	Ken Callicutt	RB
1982	Ken Callicutt	RB
1983	Roosevelt Barnes	LB
1984	Roosevelt Barnes	LB
1985	Alvin Hall	DB
1986	Paul Butcher	LB
1987	Paul Butcher	LB
1988	George Jamison	LB
1989	Toby Easton	LB
1990	Niko Noga	LB
1991	Mel Gray	KR
1992	Mel Gray	KR
	Melvin Jenkins	CB
1993	Jason Hanson	PK
1994	Mel Gray	KR
1995	Ron Rivers	RB
1996	Glyn Milburn	KR
1997	Cory Schlesinger	FB
1998	Ron Rivers	RB
1999	Jason Hanson	K
2000	Desmond Howard	KR
2001	Desmond Howard	KR
2002	Jeff Gooch	LB
2003	Jason Hanson	K
2004	Eddie Drummond	KR
2005	Vernon Fox	S
	Nick Harris	P
	Wali Rainer	LB
2006	Jason Hanson	K
2007	Alex Lewis	LB
2008	Jason Hanson	LB
2009	Zack Follett	LB
2010	Stefan Logan	WR

### MEL FARR ROOKIE OF THE YEAR

Mel Farr Award is presented to the team's outstanding rookie performer. Mel Farr enjoyed one of the finest rookie campaigns in Lions' history. In 1967, Farr led Detroit in both rushing (860 yards on 206 carries) and receiving (39 catches for 317 yards) and tied for the club lead in scoring with three touchdowns. As a result, he was named the Lions' Offensive MVP and was honored as the NFL Rookie of the Year by the Sporting News.

1997	Bryant Westbrook	CB
1998	Charlie Batch	OB
1999	Chris Claiborne	LB
2000	Larry Foster	WR
2001	Shaun Rogers	DT
2002	Eddie Drummond	WR/KR
2003	Boss Bailey	LB
2004	Kevin Jones	RB
2005	Shaun Cody	DT
2006	Ernie Sims	LB
2007	Gamic Alexander	S
2008	Kevin Smith	RB
2009	Louis Delmas	S
2010	Ndamukong Suh	DT

### ERIC ANDOLSEK OFFENSIVE LINEMAN

Eric Andolsek Award is presented to the team's outstanding offensive lineman. Eric Andolsek was emerging as one of the top young guards in the NFL when he was killed tragically in an off-season accident in 1992. He started every game from 1989-91, making his 50th consecutive start in his final contest, the 1991 NFC Championship Game. He was named to the USA Today's All-Pro Team that year, his first such honor as a Lion.

1997	Kevin Glover	C
1998	Jeff Hartings	G
1999	Ray Roberts	T
2000	Jeff Hartings	G
2001	Brendan Stai	G
2002	Ray Brown	G
2003	Jeff Backus	G
2004	Damien Woody	G
2005	Damien Woody	G
2006	Dominic Raiola	C
2007	Dominic Raiola	C
2008	Dominic Raiola	C
2009	Dominic Raiola	C
2010	Jeff Backus	T
	Damien Raiola	C



# JOE SCHMIDT LEADERSHIP AWARD

Joe Schmidt Award is presented to the player who has displayed outstanding leadership, drive and achievement on the field and in the locker room. Schmidt, was named All-Pro in eight of his 13 seasons (1953-65), earning 10 consecutive trips to the Pro Bowl. He served as captain of the Lions for nine seasons. Schmidt was inducted into the Pro Football Hall of Fame in 1973.

1997	Kevin Glover	C
1998	Mark Carrier	S
1999	Mark Carrier	S
2000	Stephen Boyd	LB
2001	Luther Elliss	DT
2002	Corey Harris	S
2003	Ray Brown	G
	Robert Porcher	DE
2004	Donte Curry	LB
2005	Marcus Pollard	TE
2006	Jon Kitna	QB
2007	Cory Redding	DT
2008	Jared DeVries	DE
2009	Larry Foote	LB
2010	Kyle Vanden Bosch	DE

# MIKE UTLEY SPIRIT AWARD

Mike Utley Award is presented to the player who exhibited tremendous spirit, desire, dedication and work ethic. Utley, suffered a career-ending neck injury which left him paralyzed on Nov. 17, 1991. Minutes after the injury, Utley flashed his teammates a "thumbs up" sign as he was wheeled from the field, a gesture that galvanized a team that went on to win its next seven contests and advanced to the NFC Championship game.

1997	Luther Elliss	DT
1998	Luther Elliss	DT
1999	Luther Elliss	DT
2000	Luther Elliss	DT
2001	Luther Elliss	DT
2002	Cory Schlesinger	FB
2003	Cory Schlesinger	FB
2004	Donte Curry	LB
2005	Wali Rainer	LB
2006	Donte Curry	LB
2007	Cory Redding	DT
	Jared DeVries	DE
2008	Kalvin Pearson	S
2009	Louis Delmas	S
2010	Nate Burleson	WR

# CHUCK HUGHES MOST IMPROVED

Chuck Hughes Award is presented to the player who, because of hard work and determination, showed significant development and improvement during the past year. Chuck Hughes, a Lions' reserve wide receiver, played two seasons with the Lions (1970-71); Hughes is the only NFL player to have died during action on a football field, having suffered a fatal heart attack during Detroit's game against Chicago on October 24, 1971.

1997	Jimmie Morán	WR
1998	Richard Jordan	LB
1999	Germane Crowell	WR
2000	Bryant Westbrook	WR
2001	Cory Schlesinger	FB
2002	Dominic Raiola	C
2003	Shaun Rogers	DT
2004	James Hall	DE
2005	Scottie Vines	WR
2006	Stanley Wilson	CB
2007	Stephen Peterman	CB
	Keith Smith	G
2008	Daniel Bullocks	QB
	Dan Orlovsky	S
	Ramzee Robinson	CB
2009	DeAndre Levy	LB
2010	Nate Burleson	WR

# ED BLOK COURAGE AWARD

1984	Ken Fantetti	LB
1985	Keith Dorney	T
1986	Steve Mott	C
1987	Duane Galloway	CB
1988	Carl Bland	WR
1989	Jimmy Williams	G
1990	Bruce McNorton	CB
1991	Mike Utley	G
1992	Ken Dallalor	G
1993	Kevin Glover	C
1994	Victor Jones	LB
1995	Aubrey Matthews	WR
1996	Bennie Blades	S
1997	Ray Roberts	T
1998	George Jamison	LB
1999	Dan Owens	DT
2000	James Jones	DT
2001	Charlie Batch	QB
2002	Cory Schlesinger	FB
2003	Robert Porcher	DE
2004	Jared DeVries	DE
2005	Boss Bailey	LB
2006	Ricky Sandoval	Dir. of Security
2007	Kevin Jones	RB
2008	Daniel Bullocks	S
2009	Jeff Backus	T
2010	Jason Hanson	K

# ROBERT PORCHER MAN OF THE YEAR

(renamed in honor of Robert Porcher in 2003)

2000	Ron Rice	S
2001	Luther Elliss	DT
2002	Robert Porcher	DE
2003	Robert Porcher	DE
2004	Fernando Bryant	CB

2005	Joey Harrington	QB
2006	Barry Stokes	G
2007	Mike Furrey	WR
2008	Mike Furrey	WR
2009	Drew Stanton	QB
2010	Drew Stanton	QB

# TEAM CAPTAINS

In 2007, the NFL launched a formalized initiative for teams to select season-long captain, up to six per team, with each player wearing the letter "C" on the upper right chest of their home and away jersey. The Lions have selected numerous captains over the years, both on a season and game basis. Below are captains selected by the team beginning with the 2007 NFL initiative.

2007	Jason Hanson	K	Special Teams
	Jon Kitna	QB	Offense
	Cory Redding	DT	Defense
	Ernie Sims	LB	Defense
	Dominic Raiola	C	Offense
2008	Jason Hanson	K	Special Teams
	Jon Kitna	QB	Offense
	Cory Redding	DT	Defense
	Ernie Sims	LB	Defense
	Dominic Raiola	C	Offense
2009	Larry Foote	LB	Offense
	Jason Hanson	K	Special Teams
2010	Matthew Stafford	QB	Offense
	Dominic Raiola	C	Offense
	Kyle Vanden Bosch	DE	Defense
	Jason Hanson	K	Special Teams

# MISCELLANEOUS HONORS

## MICHIGAN SPORTS HALL OF FAME

1958	Gus Dorias	Coach	1943-47
1959	Earl "Dutch" Clark	B	1934-38
		Coach	1937-38
1962	Byron "Whizzer" White	B	1940-41
1966	Bobby Layne	QB	1950-58
1967	Doak Walker	QB	1950-55
1970	Joe Schmidt	LB	1953-65
		Coach	1966-72
		E	1948-54
1971	Les Bingaman	G	1960-64
		Coach	1965-67
	Ron Kramer	B	1939
1973	John Pingel	C	1951-53
1975	Vince Banonis	C	1935-36
1976	Buddy Parker	Coach	1950-56
		Owner	1934-39
1979	George A. Richards	RB	1934-38
	Leroy "Ace" Gutowsky	QB	1958-64
1980	Alex Karras	DT	1958-62, 64-70
	George Wilson	Coach	1949-64
1983	Andy Farkas	B	1945
1985	Lem Barney	CB	1967-77
	Robert Hoenschmeyer	DT	1950-55
1985	Nick Kerbaw	PR Dir., Business Mgr., GM	1948-57
1986	Jack Christiansen	B	1951-58
	Robert Westfall	B	1944-47
1988	Dick "Night Train" Lane	DB	1960-65
	Tale Lary	DB/P	1952-53, 56-64
1990	Charlie Sanders	TE	1968-77
	Billy Sims	RB	1980-84
1991	Cloyce Box	E	1949-50, 52-54
1995	Terry Barr	B	1957-65
1997	Jimmy David	E	1952-59
	Leon Hart	B	1950-57
2000	Anthony Carter	WR	1994-95
2001	Wayne Walker	LB	1958-72
2002	Lou Creekmur	T	1950-59
	Barry Sanders	RB	1989-98
2003	Mike Lucci	LB	1965-73
	Chris Spielman	LB	1988-95
2005	William Clay Ford	Owner	1955-
2008	Herman Moore	WR	1991-01
	Eddie Murray	K	1980-91

# LIONS HEISMAN TROPHY WINNERS

1942	Frank Sinkwich	Georgia
1948	Doak Walker	Southern Methodist
1949	Leon Hart	Notre Dame
1955	Howard Cassady	Ohio State
1956	Steve Owens	Oklahoma
1978	Billy Sims	Oklahoma
1988	Barry Sanders	Oklahoma State
1989	Andre Ware	Houston
1990	Ty Detmer	BYU
1991	Desmond Howard	Michigan
1992	Gino Torretta	Miami

\*Did not play as 3<sup>rd</sup> QB in 1995

# DSBA ROOKIE OF THE YEAR

2002	Joey Harrington	QB
2003	Boss Bailey	LB
2004	Kevin Jones	RB
2005	Shaun Cody	DT
2006	Ernie Sims	LB
2007	Gerald Alexander	S
2008	Kevin Smith	RB
2009	Louis Delmas	S
2010	Ndamukong Suh	DT



# MEDIA GOOD GUY AWARD

2002	Jason Hanson	K
2003	Dré Bly	CR
2004	Eddie Drummond	KB
2005	Cory Schlesinger	FB
2006	Mike Furney	WR
2007	Roy Williams	DE
2008	Corey Smith	C
2009	Dominic Raiola	WR
2010	Calvin Johnson	WR

# ALL-TIME TEAM

The Lions All-Time Team was compiled by an online fan voting process on Detroitlions.com and a selection committee that consisted of five members of the media and four long-time employees of the Detroit Lions. The media portion included: Mike O'Hara (Detroit News), Tom Kowalski (Booth News), Curt Sylvester (retired, Detroit Free Press), Jerry Green (retired Detroit News) and Jim Brandstatter (broadcaster). Lions employees were Asst. Dir. of Pro Personnel Charlie Sanders, Sr. Dir. of Community Affairs Tim Pendell, former equipment mgr. Danny Jaroszewich and retired athletic trainer Kent Falb.

Name	Pos	Seasons	Years
Arnold, Jim	P	8	1986-93
Baker, Al	DL	5	1978-82
Barney, Lem	CB	11	1967-77
Blades, Bennie	S	9	1988-96
Brown, Lomas	DL	11	1985-95
Brown, Roger	DL	7	1960-66
Christiansen, Jack*	S	8	1951-58
Clark, Dutch*	OB	5	1934-38
Cogdill, Gail	WR	9	1960-68
Creekmur, Lou	CB	10	1950-59
David, Jim*	OL	8	1952-59
Doll, Don	S	4	1946-52
English, Doug	DL	10	1975-79, 81-85
Flanagan, Ed	DL	10	1965-74
Glover, Kevin	OL	13	1985-97
Gordy, John*	OL	6	1957-59-67
Gray, Mel	KR	6	1989-94
Hanson, Jason	K	17	1992-2008
Karras, Alex	DL	12	1958-62, 64-70
Lane, Dick*	CB	6	1960-65
Lary, Yale	S	11	1952-53, 56-64
Layne, Bobby*	OB	9	1950-58
LeBeau, Dick	CB	14	1959-72
Moore, Herman	WR	11	1991-2001
Murray, Eddie	K	12	1980-91
Porcher, Robert	DL	13	1992-2004
Sanders, Barry	RB	10	1989-98
Sanders, Charlie	FB	10	1968-77
Schlesinger, Cory	FB	12	1995-2006
Schmidt, Joe	LB	13	1953-65
Sewell, Harley	OL	10	1953-62
Sims, Billy	RB	5	1980-84
Spielman, Chris	LB	8	1988-95
Walker, Doak*	RB	6	1950-55
Walker, Wayne	LB	15	1958-72
Wojciechowicz, Alex*	OL	9	1938-46
*Deceased			

# PRIDE OF THE LIONS

On November 22, 2009, the Lions unveiled the team's Pride of the Lions, a permanent stadium display honoring greatest players in team history during a halftime celebration at Ford Field against the Cleveland Browns. The team introduced the 12 members of the Pride of the Lions charter class. The Pride of the Lions is a very visible feature on the old Hudson's warehouse of Ford Field (south suite levels) that includes the players' jersey numbers, name and years played with the Lions.



Year	Name	Pos	Seasons	Years
2009	Barney, Lem	CB	11	1967-77
2009	Christiansen, Jack*	S	8	1951-58
2009	Clark, Dutch*	OB	5	1934-38
2009	Creekmur, Lou	OL	10	1950-59
2009	Lane, Dick*	CB	6	1960-65
2009	Lary, Yale	S	11	1952-53, 56-64
2009	Layne, Bobby*	OB	9	1950-58
2009	Sanders, Barry	RB	10	1989-98
2009	Sanders, Charlie	TE	10	1968-77
2009	Schmidt, Joe	LB	13	1953-65
2009	Walker, Doak*	RB	6	1950-55
2009	Wojciechowicz, Alex*	OL	9	1938-46
2010	LeBeau, Dick	CB	14	1959-72
*Deceased				

# LIONS IN THE PRO BOWL

(Listed by year of Pro Bowl)

Year	Name	Pos	Seasons	Years
1951 (5)	Cloyce Box	T		
E	Lou Creekmur	DB		
DB	Don Doll	RB		
G	Thurman McGraw	OB		
Doak Walker				
1952 (6)	Les Bingaman	G		
E	Cloyce Box	G		
T	Lou Creekmur	DB		
DB	Don Doll	CB		
DB	Bob Hoernschmeyer	OB		
RB	Doak Walker	QB		
1953 (6)	Lou Creekmur	DB		
	Pat Harder	RB		
	Bob Hoernschmeyer	OB		
	Bobby Layne	DB		
	Bob Smith	DB		
1954 (7)	Les Bingaman	G		
	Jack Christiansen	DB		
	Lou Creekmur	DB		
	Yale Lary	DB		
	Bobby Layne	QB		

G	Dick Stanfel	C	Ed Flanagan
RB	Doak Walker	TE	Charlie Sanders
1955 (7)	Jack Christiansen	TE	Mel Farr
DB	Lou Creekmur	RB	Ed Flanagan
DB	Jim David	LB	Paul Naimoff
LB	Joe Schmidt	TE	Charlie Sanders
DB	Bill Stuts	1972 (5)	Ed Flanagan
C	LaVern Torgeson	CB	Greg Landry
RB	Doak Walker	LB	Mike Lucci
1956 (5)	Jack Christiansen	RB	Steve Owens
DB	Lou Creekmur	TE	Charlie Sanders
T	Jim David	1973 (2)	Lem Barney
DB	Joe Schmidt	DB	Rocky Freitas
LB	Doak Walker	1974 (2)	Lem Barney
1957 (7)	Charles Ane	DB	Ed Flanagan
T	Jack Christiansen	C	
DB	Lou Creekmur	1975 (2)	Dick Jauron
DB	Yale Lary	DB	Charlie Sanders
OB	Bobby Layne	1976 (2)	Lem Barney
LB	Joe Schmidt	TE	Charlie Sanders
1958 (7)	Jack Christiansen	1977 (2)	Lem Barney
DB	Lou Creekmur	TE	Charlie Sanders
T	Jim David	1978 (2)	David Hill
DB	Yale Lary	TE	Doug English
T	Darris McCord	DT	
LB	Joe Schmidt	1979 (3)	Al Baker
G	Harley Sewell	DB	Doug English
1959 (5)	Charley Ane	TE	David Hill
DB	Jim David	1980 (1)	David Hill
DB	Yale Lary	TE	
LB	Joe Schmidt	TE	David Hill
G	Harley Sewell	1981 (2)	Al Baker
1960 (5)	Jim David	E	Ed Murray
DB	Alex Karras	K	Billy Sims
DB	Yale Lary	RB	
LB	Joe Schmidt	1982 (3)	Doug English
G	Harley Sewell	DT	Billy Sims
1961 (7)	Gail Cogdill	P	Tom Skladany
E	Jim Gibbons	1983 (3)	Keith Dorney
T	Alex Karras	T	Doug English
DB	Dick Lane	RB	Billy Sims
DB	Yale Lary	1984 (1)	Doug English
RB	Nick Pietrosante	TE	
LB	Joe Schmidt	1988 (1)	Doug English
1962 (7)	Jim Gibbons	P	Jim Arnold
E	Alex Karras	1989 (2)	Jim Arnold
DB	Dick Lane	P	Michael Cofer
DB	Yale Lary	1990 (4)	Jerry Ball
C/K	Jim Martin	NT	Ed Murray
RB	Nick Pietrosante	RB	Barry Sanders
LB	Joe Schmidt	LB	Chris Spielman
1963 (6)	Roger Brown	1991 (5)	Jerry Ball
T	Gail Cogdill	NT	Bennie Blades
DB	Dick Lane	S	Lomas Brown
DB	Yale Lary	T	Mel Gray
LB	Joe Schmidt	KR	Mel Gray
G	Harley Sewell	RB	Barry Sanders
1964 (6)	Terry Barr	LB	Chris Spielman
E	Roger Brown	1992 (6)	Jerry Ball
E	Gail Cogdill	NT	Bennie Blades
G	John Gordy	S	Lomas Brown
LB	Joe Schmidt	KR	Mel Gray
LB	Wayne Walker	RB	Barry Sanders
1965 (7)	Terry Barr	LB	Chris Spielman
E	Roger Brown	1993 (3)	Lomas Brown
E	Jim Gibbons	KR	Mel Gray
T	John Gordy	RB	Barry Sanders
DB	Yale Lary	LB	Chris Spielman
DB	Dick LeBeau	1994 (3)	Lomas Brown
LB	Wayne Walker	RB	Barry Sanders
1966 (6)	Roger Brown	LB	Pat Swilling
T	John Gordy	1995 (5)	Lomas Brown
T	Alex Karras	KR	Mel Gray
DB	Dick LeBeau	WR	Herman Moore
E	Yale Lary	RB	Barry Sanders
DB	Wayne Walker	1996 (4)	Lomas Brown
1967 (3)	Roger Brown	T	Kevin Glover
DB	Dick LeBeau	WR	Herman Moore
E	Pat Studstill	RB	Barry Sanders
1968 (2)	Lem Barney	1997 (3)	Kevin Glover
RB	Mel Farr	WR	Herman Moore
1969 (2)	Lem Barney	RB	Barry Sanders
DB	Charlie Sanders	1998 (5)	Kevin Glover
TE	Yale Lary	C	Jason Hanson
1970 (3)	Lem Barney	K	Herman Moore
DB		WR	





DE	Robert Porcher
RB	Barry Sanders
1999 (1)	
RB	Barry Sanders
2000 (5)	
LB	Stephen Boyd
DT	Luther Ellis
CB	Jason Hanson
DE	Robert Porcher
TE	David Sloan
2001 (3)	
LB	Stephen Boyd
DT	Luther Ellis
KR	Desmond Howard

2002 (1)

#### ALL-TIME PRO BOWL SELECTIONS

Player	Pos	No	Years
Ane, Charles	T	2	1957-59
Arnold, Jim	P	2	1988-89
Baker, Al	DE	3	1979-81
Ball, Jerry	NT	3	1990-91, 92*
Barney, Lem	DB	2	1968-70, 73-74, 76-77
Barr, Terry	WR	2	1966-65
Bingaman, Les	G	2	1952-54
Blades, Bernie	S	1	1992
Bly, Dre	CB	2	2004-05
Box, Cloyce	E	2	1951-53
Boyd, Stephen	LB	2	2000, 01*
Brown, Lomas	T	2	1991-97
Brown, Roger	DT	5	1963-67
Christiansen, Jack	S	5	1954-58
Creekmur, Lou	T	8	1951-58
Cofer, Michael	LB	1	1989
Cogdill, Gail	WR	2	1961, 63-64
David, Jim	DB	2	1955-60
Dolt, Don	HB	3	1951-53
Dorney, Keith	T	1	1983
Drummond, Eddie	KR	1	2005
Ellis, Luther	DT	2	2000-01
English, Doug	DT	2	1979, 82-84
Fair, Mel	RB	2	1968-71
Flanagan, Ed	C	4	1970-72, 74
Freitas, Rocky	T	1	1973*
Gibbons, Jim	TE	3	1961-62, 65
Glover, Kevin	C	3	1996-98
Gordy, John	G	2	1964-66
Gray, Mel	KR	2	1991-92, 93*, 95
Hanson, Jason	K	2	1998, 00
Harder, Pat	FB	1	1953
Hill, David	TE	2	1979-80
Hoernschmeyer, Bob	HB	2	1952-53
Howard, Desmond	KR	1	2001
Jauron, Dick	T	1	1975
Johnson, Calvin	WR	1	2010
Karras, Alex	DT	4	1961-63, 66
Landry, Greg	QB	1	1972
Lane, Dick	DB	3	1961-63
Lary, Yale	S	9	1954, 57-63, 65
Layne, Bobby	DB	3	1954-56
LeBeau, Dick	DB	3	1965-67
Lucci, Mike	LB	1	1972
Martin, Jim	K	1	1962
McCord, Darris	T/E	1	1958
McGraw Thurman	T	1	1951
Moore, Herman	T	1	1995-98
Murray, Eddie	WR	2	1981, 90
Naumoff, Paul	LB	1	1971
Owens, Steve	RB	1	1972
Pietrosante, Nick	FB	2	1961-62
Porcher, Robert	DE	3	1998, 00, 02
Rogers, Shaun	DT	2	2001-06
Sanders, Barry	RB	10	1990-93, 94*, 95-98, 99*
Sanders, Charlie	TE	7	1969-72, 75-77
Schmidt, Joe	LB	10	1955-63, 64*
Sewell, Harley	G	4	1958-60, 63
Sims, Billy	RB	3	1981-83
Skladany, Tom	P	1	1982
Sloan, David	TE	1	2000
Smith, Bob	HB	1	1953
Speelman, Chris	LB	4	1990-92, 95
Stanfel, Dick	G	1	1954
Stuts, Bill	G	1	1955
Stutsstill, Pat	WR/P	2	1966-67
Suh, Ndamukong	DT	1	2010
Swilling, Pat	LB	1	1994
Torgeson, LaVern	C/LB	1	1955
Walker, Doak	HB	5	1951-52, 54-56
Walker, Wayne	LB/K	3	1954-66
Williams, Roy	WR	1	2007

\* Selected, Did Not Play

#### MOST PRO BOWL SELECTIONS

Rk	Player	Pos	No	Years
1	Schmidt, Joe	LB	10	1955-63, 64*
2	Sanders, Barry	RB	10	1990-93, 94*, 95-98, 99*
3	Lary, Yale	S	9	1954, 57-63, 65
4	Creekmur, Lou	T	8	1951-58
5	Barney, Lem	DB	7	1968-70, 73-74, 76-77
6	Sanders, Charlie	TE	7	1969-72, 75-77
7	Brown, Lomas	T	7	1991-97

\* Selected, Did Not Play

DE	Robert Porcher
2004 (1)	
CB	Dre Bly
2005 (3)	
CB	Dre Bly
KR	Eddie Drummond
DT	Shaun Rogers
2006 (1)	
DT	Shaun Rogers
2007 (1)	
WR	Roy Williams
2010 (2)	
WR	Calvin Johnson
DT	Ndamukong Suh

#### PRO BOWL HEAD COACHES

Coach	No	Years
Fontes, Wayne	1	1992
Wilson, George	1	1958

#### LIONS ON THE AP ALL-PRO TEAM

The Associated Press All-Pro Team dates back to 1930. In 1951, the AP began designating the All-Pro Team by offense and defense. From 1930-50, positions selected included the following: End (E), Tackle (T), Guard (G), Center (C) and Back (B). This designation represented the offensive and defensive systems of the era as well as the commonality of two-way players. The first year the offensive backfield was separated by Quarterback, Fullback and Half (Running) Back was 1954. The first year the AP designated the defensive backfield by Safety (S) and Cornerback (CB or CB in 1953) was 1955. Wide Receiver (WR), also known as Flanker (FL) from 1963-69, were first separated in 1963, having been previously combined as the End (E) position. Punter (P) and Placekicker (PK) was first honored in 1970 and Kick Returner (KR) in 1978.

1931	1931	1931	1931
	George Christensen (Portsmouth)	LB	Joe Schmidt
B	Dutch Clark (QB, Portsmouth)	CB	Jack Christiansen
1932		1958	
B	Dutch Clark (QB, Portsmouth)	LB	Joe Schmidt
B	Father Lumpkin (Portsmouth)	S	Yale Lary
1933		1959	
B	Glenn Presnell (Portsmouth)	LB	Joe Schmidt
1934		1960	
B	George Christensen	DT	Alex Karras
B	Dutch Clark (QB)	DT	Alex Karras
1935		LB	Joe Schmidt
B	Dutch Clark (QB)	B	Dick "Night Train" Lane
B	Ernie Caddell	1962	
1936		DT	Roger Brown
C	Ox Emerson	CB	Dick "Night Train" Lane
B	Dutch Clark (QB)	LB	Joe Schmidt
1937		S	Yale Lary
B	Dutch Clark (QB)	1963	
1938		DT	Roger Brown
B	Lloyd Cardwell	1965	
1940		DT	Alex Karras
G	John Wiethe	1966	
B	Byron "Whizzer" White	WR	Pat Studstill
1944		1968	
B	Frank Sinkwich	CB	Lem Barney
1945		1969	
C	Bill Radovich	CB	Lem Barney
B	Bob Westfall	1970	
1946		TE	Charlie Sanders
G	Bill Radovich	1971	
1950		TE	Charlie Sanders
B	Doak Walker (rookie)	1978	
1951		DE	Al Baker (rookie)
E	Leon Hart	1980	
G	Lou Creekmur	K	Eddie Murray (rookie)
B	Doak Walker	1982	
B	Les Bingham (DT)	1987	
1952		1988	
E	Cloyce Box	P	Jim Arnold
G	Lou Creekmur	1989	
B	Bobby Layne (QB)	RB	Barry Sanders (rookie)
T	Thurman McGraw (DT)	1990	
B	Jack Christiansen (CB)	RB	Barry Sanders
1953		KR	Mel Gray
G	Lou Creekmur	1991	
G	Dick Stanfel	RB	Barry Sanders
B	Doak Walker	KR	Mel Gray
G	Les Bingham (DT)	DT	Jerry Ball
B	Jack Christiansen (CB)	LB	Chris Spielman
1954		1994	
T	Lou Creekmur	RB	Barry Sanders
G	Dick Stanfel	KR	Mel Gray
B	Doak Walker	1995	
G	Les Bingham (DT)	WR	Herman Moore
LB	Joe Schmidt	T	Lomas Brown
B	Jack Christiansen (CB)	RB	Barry Sanders
1955		1996	
LB	Joe Schmidt	WR	Herman Moore
S	Jack Christiansen	1997	
1956		WR	Herman Moore
T	Lou Creekmur	RB	Barry Sanders
QB	Bobby Layne	2004	
LB	Joe Schmidt	KR	Eddie Drummond
CB	Jack Christiansen	2010	
S	Yale Lary	DT	Ndamukong Suh (rookie)
1957			
T	Lou Creekmur		

#### ALL-TIME AP ALL-PRO SELECTIONS

Player	Pos.	No.	Years
Arnold, Jim	P	1	1978
Baker, Al	DE	1	1991
Ball, Jerry	DT	1	1968-69
Barney, Lem	CB	2	1951, 53-54
Bingaman, Les	DT	3	1952
Box, Cloyce	E	1	1952
Brown, Lomas	T	1	1995
Brown, Roger	DT	2	1962-63
Caddell, Ernie	B	1	1935
Cardwell, Lloyd	B	1	1938
Christensen, George	T	2	1931, 34
Christiansen, Jack	CB, S	6	1952-57
Clark, Dutch	CB	6	1951-52, 34-37
Creekmur, Lou	G, T	6	1951-54, 56-57



**LIONS HONORS**

**Detroitlions.com**

**Media.Detroitlions.com**

Drummond, Eddie	KR	1	2004
Emerson, Ox	G	1	1936
English, Doug	DT	1	1982
Gray, Mel	KR	3	1991-93
Hart, Leon	E	1	1951
Karras, Alex	DT	3	1960-61, 65
Lane, Dick "Night Train"	CB	2	1961-62
Lary, Yale	S	3	1956, 58, 62
Layne, Bobby	QB	2	1952, 56
Lumpkin, Father	B	1	1932
McGraw, Thurman	DT	1	1952
Moore, Herman	WR	3	1995-97
Murray, Eddie	K	1	1980
Presnell, Glenn	B	1	1933
Radovich, Bill	RB	2	1954
Sanders, Barry	RB	6	1989-91, 94-95, 97
Sanders, Charlie	TE	2	1970-71
Schmidt, Joe	LB	8	1954-59, 61-62
Sinkwich, Frank	B	1	1944
Spielman, Chris	LB	1	1991
Stantel, Dick	G	2	1953-54
Studsstill, Pat	WR	1	1966
Suh, Ndamukong	DT	1	2010
Walker, Doak	RB	4	1950-51, 53-54
Westfall, Bob	B	1	1945
White, Byron "Whizzer"	B	1	1940
Wiethe, John	G	1	1940

#### **MOST AP ALL-PRO SELECTIONS**

Rk	Player	Pos.	No.	Years
1	Schmidt, Joe	LB	8	1954-59, 61-62
2t	Christiansen, Jack	CB, S	6	1952-57
2t	Clark, Dutch	QB	6	1931-32, 34-37
2t	Creekmur, Lou	G, T	6	1951-54, 56-57
2t	Sanders, Barry	RB	6	1989-91, 94-95, 97
6	Walker, Doak	RB	4	1950-51, 53-54
7t	Bingaman, Les	DT	3	1951, 53-54
7t	Gray, Mel	KR	3	1991-93
7t	Karras, Alex	DT	3	1960-61, 65
7t	Lary, Yale	S	3	1956, 58, 62
7t	Moore, Herman	WR	3	1995-97
12t	Barney, Lem	CB	2	1968-69
12t	Brown, Roger	DT	2	1962-63
12t	Christensen, George	T	2	1931, 34
12t	Lane, Dick "Night Train"	CB	2	1961-62
12t	Layne, Bobby	QB	2	1952, 56
12t	Radovich, Bill	G	2	1954
12t	Sanders, Charlie	TE	2	1970-71
12t	Stantel, Dick	G	2	1953-54
20t	Arnold, Jim	P	1	1987
20t	Baker, Al	DE	1	1978
20t	Ball, Jerry	DT	1	1991
20t	Box, Cloyce	E	1	1952
20t	Brown, Lomas	T	1	1995
20t	Caddel, Ernie	B	1	1935
20t	Cardwell, Lloyd	B	1	1938
20t	Drummond, Eddie	KR	1	2004
20t	Emerson, Ox	G	1	1936
20t	English, Doug	DT	1	1982
20t	Hart, Leon	E	1	1951
20t	Lumpkin, Father	B	1	1932
20t	McGraw, Thurman	DT	1	1952
20t	Murray, Eddie	K	1	1980
20t	Presnell, Glenn	B	1	1933
20t	Sinkwich, Frank	B	1	1944
20t	Spielman, Chris	LB	1	1991
20t	Studsstill, Pat	WR	1	1966
20t	Suh, Ndamukong	DT	1	2010
20t	Westfall, Bob	B	1	1945
20t	White, Byron "Whizzer"	B	1	1940
20t	Wiethe, John	G	1	1940



***2011 DETROIT LIONS***

THE RECORDS SECTION





## LIONS INDIVIDUAL RECORDS

### RUSHING RECORDS

Rushing Yards, Career						
Rk	Player	Att	Yds	Avg	TD	Years
1	Barry Sanders	3062	15269	5.0	99	1989-98
2	Billy Sims	1131	5106	4.5	42	1980-84
3	Dexter Bussey	1203	5105	4.2	18	1975-84
4	Altie Taylor	1165	4297	3.7	24	1969-76
5	Nick Pietrosante	938	3933	4.2	28	1959-65

Rushing Yards, Season						
Rk	Player	Att	Yds	Avg	TD	Year
1	Barry Sanders	335	2053	6.1	11	1997
2	Barry Sanders	331	1883	5.7	7	1994
3	Barry Sanders	307	1553	5.1	11	1996
4	Barry Sanders	342	1548	4.5	16	1991
5	Barry Sanders	314	1500	4.8	11	1995

Rushing Yards, Game						
Rk	Player	Yds	Opp	Date		
1	Barry Sanders	237	TB	11/13/94		
2	Barry Sanders	220	at Min	11/24/91		
3	Barry Sanders	216	Ind	11/23/97		
4	Barry Sanders	215	at TB	10/12/97		
5	Bob Hoernschemeyer	198	NYJ	11/23/50		

Most Rushing Attempts, Career						
Rk	Player	Att	Yds	Avg	TD	Years
1	Barry Sanders	3062	15269	5.0	99	1989-98
2	Dexter Bussey	1203	5105	4.2	18	1975-84
3	Altie Taylor	1165	4297	3.7	24	1969-76
4	Billy Sims	1131	5106	4.5	42	1980-84
5	James Jones	960	3452	3.6	23	1983-88

Most Rushing Attempts, Season						
Rk	Player	Att	Yds	Avg	TD	Year
1	Barry Sanders	343	1491	4.3	4	1998
2	Barry Sanders	342	1548	4.5	16	1991
3	James Stewart	339	1184	3.05	10	2000
4	Barry Sanders	335	2053	6.1	11	1997
5	Barry Sanders	331	1883	5.7	7	1994

Most Rushing Attempts, Game						
Rk	Player	Att	Opp	Date		
1	Barry Sanders	40	at Dal	9/19/94		
2	James Stewart	37	at NYJ	12/17/00		
3	Billy Sims	36	at GB	11/20/83		
4	James Jones	36	Mia	10/27/85		
5	James Jones	36	at Min	9/7/86		

Most Rushing Touchdowns, Career						
Rk	Player	Att	Yds	TD	Avg	Years
1	Barry Sanders	3062	15269	99	5.0	1989-98
2	Billy Sims	1131	5106	42	4.5	1980-84
3	Nick Pietrosante	938	3933	28	4.2	1959-65
4	Mel Farr	739	3072	26	4.2	1967-73
5	Dutch Clark	469	2311	24	4.9	1934-38
5t	Altie Taylor	1165	4297	24	3.7	1969-76
5t	Kevin Jones	761	3067	24	4.0	2004-07

Most Rushing Touchdowns, Season						
Rk	Player	Att	Yds	TD	Avg	Year
1	Barry Sanders	342	1548	16	4.5	1991
2	Barry Sanders	280	1470	14	5.3	1989
3	Barry Sanders	313	1303	13	4.2	1980
3	Billy Sims	296	1437	13	4.9	1981
3	Barry Sanders	255	1304	13	5.1	1990

Most Rushing Touchdowns, Game						
Rk	Player	TD	Opp	Date		
1	Barry Sanders	4	at Min	11/24/91		
2	Dutch Clark	3	Bkn	10/22/34		
2	Ernie Caddell	3	Pit	11/4/34		
2	Ernie Caddell	3	Phi	9/20/35		
2	Jim Ninowski	3	at LARm	10/30/60		
2	Greg Landry	3	at Chi	10/1/72		
2	Billy Sims	3	at LARm	9/7/80		
2	James Jones	3	GB	10/9/83		
2	Barry Sanders	3	at Atl	12/24/89		
2	Barry Sanders	3	TB	9/29/91		
2	Barry Sanders	3	Cle	10/8/95		
2	Tommy Vardell	3	Min	11/16/97		
2	Barry Sanders	3	Chi	11-27-97		
2	Barry Sanders	3	Cin	9/12/98		
2	James Stewart	3	at TB	10/19/00		

Longest Rush						
Rk	Player	Yds	Opp	Date		
1	Bob Hoernschemeyer	96t	NYJ	11/23/50		
2	Bob Hoernschemeyer	98t	at TB	11/22/51		
3	Barry Sanders	86	Chi	10/2/94		
4	Barry Sanders	84	Chi	10/23/94		
5	Barry Sanders	82t	at TB	10/12/97		

### RECEIVING RECORDS

Receptions, Career						
Rk	Player	Rec	Yds	Avg	TD	Years
1	Herman Moore	670	9174	13.7	62	1991-2001
2	Johnnie Morton	469	6499	13.9	21	1994-2001
3	Brett Perriman	428	5244	12.2	25	1991-96
4	Barry Sanders	352	2921	8.3	10	1989-98
5	Charlie Sanders	336	4817	14.3	31	1968-77

Receptions, Season						
Rk	Player	Rec	Yds	Avg	TD	Year
1	Herman Moore	123	1686	13.7	14	1995
2	Brett Perriman	106	1468	13.8	9	1995
3	Herman Moore	129	1296	12.3	9	1996
4	Herman Moore	104	1293	12.4	8	1997
5	Mike Furrey	98	1086	11.1	6	2006

Receptions, Game						
Rk	Player	Rec	Opp	Date		
1	Herman Moore	16	Chi	12/4/95		
2	Cloyce Box	12	at Bal	12/3/50		
2	James Jones	12	at Cle	9/28/86		
2	Brett Perriman	12	at Chi	11/19/95		
2	Brett Perriman	12	Min	11/23/95		
2	Herman Moore	12	at Min	9/1/96		

Receiving Yards, Career						
Rk	Player	Rec	Yds	Avg	TD	Year
1	Herman Moore	670	9174	13.7	61	1991-01
2	Johnnie Morton	469	6499	13.9	35	1994-01
3	Brett Perriman	428	5244	12.2	25	1991-96
4	Gail Cogdill	325	5221	16.1	28	1960-68
5	Charlie Sanders	336	4817	14.3	31	1968-77

Receiving Yards, Season						
Rk	Player	Rec	Yds	Avg	TD	Year
1	Herman Moore	123	1686	13.7	14	1995
2	Brett Perriman	108	1468	13.8	9	1995
3	Germane Crowell	81	1338	16.5	7	1999
4	Calvin Johnson	78	1331	17.1	12	2008
5	Roy Williams	82	1310	16.0	7	2006

Receiving Yards, Game						
Rk	Player	Yds	Opp	Date		
1	Cloyce Box	302	Bal	12/3/50		
2	Richard Johnson	248	NO	12/3/89		
3	Roy Williams	204	at Phi	9/23/07		
4	Cloyce Box	202	Dal	12/13/52		
5	Herman Moore	183	Chi	12/4/95		

Receiving Touchdowns, Career						
Rk	Player	Rec	Yds	Avg	TD	Years
1	Herman Moore	666	9098	13.7	62	1991-01
2	Johnnie Morton	469	6499	13.9	35	1994-01
2	Terry Barr	227	3810	16.8	35	1957-65
2	Leonard Thompson	277	4682	16.9	35	1975-86
5	Calvin Johnson	270	4,191	15.5	33	2007-

Receiving Touchdowns, Season						
Rk	Player	Rec	Yds	Avg	TD	Year
1	Cloyce Box	42	924	22.0	15	1952
2	Herman Moore	123	1686	13.7	14	1995
3	Terry Barr	66	1086	16.5	13	1963
4	Leon Hart	35	544	15.5	12	1951
4	Calvin Johnson	78	1331	17.1	12	2008
4	Calvin Johnson	77	1,120	14.5	12	2010

Receiving Touchdowns, Game						
Rk	Player	TD	Opp	Date		
1	Cloyce Box	4	at Bal	12/3/50		
2	Dave Diehl	3	at Cle	11/26/44		
2	Doak Walker	3	GB	11/19/50		
2	Cloyce Box	3	NYJ	11/23/50		
2	Cloyce Box	3	GB	11/27/52		
2	Cloyce Box	3	Chi	12/7/52		
2	Cloyce Box	3	at DalT	12/13/52		
2	Jim Doran	3	at SF	11/3/57		
2	Hopalong Cassidy	3	Bal	10/11/59		
2	Terry Barr	3	at SF	11/3/63		
2	Billy Gambrell	3	at Atl	12/8/68		
2	Leonard Thompson	3	Min	12/9/78		
2	Leonard Thompson	3	Min	9/23/84		
2	Leonard Thompson	3	NYJ	11/28/85		
2	Herman Moore	3	GB	10/29/95		
2	Roy Williams	3	Arz	11/13/05		
2	Calvin Johnson	3	Was	10/31/10		

Longest Reception						
Rk	Player	Yds	Opp	Date		Receiver
1	Pat Studstill	99t	at Bal	10/16/66		Karl Sweetan
2	Johnnie Morton	98t	at Chi	10/4/98		Charlie Batch
3	Cloyce Box	97t	GB	11/26/53		Bobby Layne
4	Calvin Johnson	96t	at Hou	10/19/08		Dan Orlovsky
5	Leonard Thompson	94t	Chi	10/19/81		Eric Hipple



# THE RECORDS SECTION

Detroitlions.com  
Media.Detroitlions.com

## PASSING RECORDS

### Passing Yards, Career

Rk	Player	Att	Cmp	Yds	Pct	TD	Int	Rtg	Years
1	Bobby Layne	2193	1074	15710	49.0	118	142	63.7	1950-58
2	Scott Mitchell	1850	1049	12647	56.7	79	57	79.2	1994-98
3	Greg Landry	1747	957	12451	54.8	80	81	73.4	1968-78
4	Gary Danielson	1684	952	11885	56.5	69	71	74.7	1976-84
5	Eric Hipple	1546	830	10711	53.7	55	70	68.7	1980-89

### Passing Yards, Season

Rk	Player	Att	Cmp	Yds	Pct	TD	Int	Rtg	Year
1	Scott Mitchell	583	346	4338	59.3	32	12	92.3	1995
2	Jon Kitna	596	372	4208	62.4	21	22	79.9	2006
3	Jon Kitna	561	355	4068	63.3	18	20	80.9	2007
4	Scott Mitchell	509	293	3484	57.6	19	14	79.6	1997
5	Gary Danielson	417	244	3223	58.5	13	11	82.4	1980

### Passing Yards, Game

Rk	Player	Yds	Opp	Date
1	Jon Kitna	446	at Phi	9/23/07
2	Charlie Batch	436	at Cle	11/8/01
3	Matthew Stafford	422	at Min	11/11/09
4	Scott Mitchell	410	Min	11/23/95
5	Jon Kitna	377	NYG	11/18/07

### Passing Touchdown, Career

Rk	Player	Att	Cmp	Yds	Pct	TD	Int	Rtg	Years
1	Bobby Layne	2193	1074	15710	49.0	118	142	63.7	1950-58
2	Greg Landry	1747	957	12451	54.8	80	81	73.4	1968-78
3	Scott Mitchell	1850	1049	12647	56.7	79	57	79.2	1994-98
4	Gary Danielson	1684	952	11885	56.5	69	71	74.7	1976-84
5	Joey Harrington	1602	986	10242	54.7	60	62	68.1	2002-05

### Passing Touchdown, Season

Rk	Player	Att	Cmp	Yds	Pct	TD	Int	Rtg	Year
1	Scott Mitchell	583	346	4338	59.3	32	12	92.3	1995
2	Bobby Layne	232	152	2403	65.8	26	23	67.6	1951
3	Earl Morrall	328	174	2621	53.0	24	14	85.2	1963
4	Jon Kitna	596	372	4208	62.4	21	22	79.9	2006
5	Bobby Layne	287	139	1999	48.4	19	20	64.5	1952
6	Scott Mitchell	509	293	3484	57.6	19	14	79.6	1997
7	Joey Harrington	489	274	3047	56.0	19	12	77.5	2004

### Passing Touchdowns, Game

Rk	Player	TD	Opp	Date
1	Gary Danielson	5	Min	12/9/78
2	Matthew Stafford	5	Cle	11/22/09
3	Frank Sinkwich	4	Chi	11/19/44
4	Bobby Layne	4	at Chi	11/11/51
5	Bobby Layne	4	Chi	11/22/51
6	Bobby Layne	4	Chi	12/7/52
7	Tobin Rote	4	SF	11/3/57
8	Milt Plum	4	SF	9/23/62
9	Earl Morrall	4	at SF	11/13/63
10	Greg Landry	4	GB	10/10/71
11	Eric Hipple	4	Chi	10/19/81
12	Gary Danielson	4	Min	9/28/84
13	Eric Hipple	4	NYJ	11/23/85
14	Rodney Peete	4	Chi	12/16/90
15	Scott Mitchell	4	Min	11/23/95
16	Scott Mitchell	4	Chi	9/22/96
17	Joey Harrington	4	at Arz	9/7/03
18	Jon Kitna	4	at Dal	12/31/06

### Passing Attempts, Career

Rk	Player	Att	Cmp	Yds	Pct	TD	Int	Rtg	Years
1	Bobby Layne	2193	1074	15710	49.0	118	142	63.7	1950-58
2	Scott Mitchell	1850	1049	12647	56.7	79	57	79.2	1994-98
3	Joey Harrington	1802	986	10242	54.8	60	62	68.1	2002-05
4	Greg Landry	1747	957	12451	54.8	80	81	73.4	1968-78
5	Gary Danielson	1684	952	11885	56.5	69	71	74.7	1976-84

### Passing Attempts, Season

Rk	Player	Att	Cmp	Yds	Pct	TD	Int	Rtg	Year
1	Jon Kitna	596	372	4208	62.4	21	22	79.9	2006
2	Scott Mitchell	583	346	4338	59.3	32	12	92.3	1995
3	Jon Kitna	561	355	4068	63.3	18	20	80.9	2007
4	Joey Harrington	554	309	2880	55.8	17	22	63.9	2003
5	Scott Mitchell	509	293	3484	57.6	19	14	79.6	1997

### Passing Attempts, Game

Rk	Player	Att	Opp	Date
1	Charlie Batch	62	at Arz	11/8/01
2	Joey Harrington	55	at GB	9/14/03
3	Shawn Hill	54	at GB	10/3/10
4	Joey Harrington	52	Was	11/7/04
5	Ty Detmer	51	Chi	12/30/01
6	Matthew Stafford	51	at Min	11/15/09

### Passing Completions, Career

Rk	Player	Att	Cmp	Yds	Pct	TD	Int	Rtg	Years
1	Bobby Layne	2193	1074	15710	49.0	118	142	63.7	1950-58
2	Scott Mitchell	1850	1049	12647	56.7	79	57	79.2	1994-98
3	Joey Harrington	1802	986	10242	54.8	60	62	68.1	2002-05
4	Greg Landry	1747	957	12451	54.8	80	81	73.4	1968-78
5	Gary Danielson	1684	952	11885	56.5	69	71	74.7	1976-84

### Passing Completions, Season

Rk	Player	Att	Cmp	Yds	Pct	TD	Int	Rtg	Year
1	Jon Kitna	596	372	4208	62.4	21	22	79.9	2006
2	Greg Landry	291	168	2151	57.7	17	8	85.6	1976
3	Jon Kitna	561	355	4068	63.3	18	20	80.9	2007
4	Scott Mitchell	583	346	4338	59.3	32	12	92.3	1995

4	Joey Harrington	554	309	2880	55.8	17	22	63.9	2003
5	Scott Mitchell	509	293	3484	57.6	19	14	79.6	1997

### Passing Completions, Game

Rk	Player	Cmp	Opp	Date
1	Charlie Batch	36	at Arz	11/8/01
2	Shawn Hill	34	at Buf	10/3/10
3	Eric Hipple	33	at Cle	9/28/86
4	Chuck Long	33	GB	10/25/87
5	Joey Harrington	33	at Ten	11/5/04

### Consecutive Passing Completions, Game

Rk	Player	Cmp	Opp	Date
1	Jon Kitna	12	at Arz	11/19/06
2	Gary Danielson	11	GB	12/21/80
3	Dave Krieg	11	Buf	11/24/94
4	Charlie Batch	11	GB	10/15/98
5	Joey Harrington	11	SD	12/7/03

### Completion Percentage, Career (min. 500 att.)

Rk	Player	Att	Cmp	Yds	Pct	TD	Int	Rtg	Years
1	Jon Kitna	1277	795	9034	62.3	44	47	79.6	2006-08
2	Rodney Peete	1125	641	8164	57.0	38	49	72.9	1989-93
3	Scott Mitchell	1850	1049	12647	56.7	79	57	79.2	1994-98
4	Gary Danielson	1684	952	11885	56.5	69	71	74.7	1976-84
5	Charlie Batch	1326	743	9016	56.0	49	40	76.9	1998-01

### Completion Percentage, Season (min. 200 att.)

Rk	Player	Att	Cmp	Yds	Pct	TD	Int	Rtg	Year
1	Jon Kitna	596	372	4208	62.4	21	22	79.9	2006
2	Eric Hipple	305	192	1919	62.95	9	11	75.6	1986
3	Jon Kitna	596	372	4208	62.4	21	22	79.9	2006
4	Rodney Peete	252	157	1670	62.30	6	14	66.4	1993
5	Dave Krieg	212	131	1629	61.79	14	3	101.7	1994

### Completion Percentage, Game (Since 1950, min. 15 attempts)

Rk	Player	Pct	Att	Cmp	Opp	Date
1	Charlie Batch	84.21	19	16	GB	10/15/98
2	Jon Kitna	83.33	24	20	Chi	9/30/07
3	Greg Landry	83.33	18	15	NLE	10/10/76
4	Ty Detmer	83.33	18	15	STL	10/8/01
5	Joey Harrington	81.82	22	18	at NYG	10/24/04

### Passing Interceptions, Career (fewest, min. 500 att.)

Rk	Player	Att	Cmp	Yds	Pct	TD	Int	Rtg	Years
1	Erk Kramer	509	281	3408	55.2	23	19	75.5	1991-93
2	Chuck Long	602	330	3743	54.8	19	28	64.8	1966-69, 91-94
3	Jim Ninowski	530	251	3520	47.4	9	36	46.6	1960-61
4	Tobin Rote	596	256	3609	43.0	30	39	52.6	1957-59
5	Charlie Batch	1326	743	9016	56.0	49	40	76.9	1998-01

### Passing Interceptions, Season (fewest, min. 200 att.)

Rk	Player	Att	Cmp	Yds	Pct	TD	Int	Rtg	Year
1	Dave Krieg	212	131	1629	61.8	14	3	101.7	1994
2	Charlie Batch	303	173	2178	57.1	11	6	83.5	1998
3	Bill Munson	292	166	1874	56.8	8	7	75.3	1974
4	Gus Feroette	288	175	2117	60.8	9	7	83.6	1999
5	Charlie Batch	270	151	1957	55.9	13	7	84.1	1999
6	Greg Landry	240	135	1359	56.3	6	7	68.7	1977

### Passing Interceptions, Career (most)

Rk	Player	Att	Cmp	Yds	Pct	TD	Int	Rtg	Years
1	Bobby Layne	2193	1074	15710	49.0	118	142	63.7	1950-58
2	Milt Plum	1315	671	8536	51.0	55	87	58.0	1962-67
3	Greg Landry	1747	957	12451	54.8	80	81	73.4	1968-78
4	Gary Danielson	1684	952	11885	56.5	69	71	74.7	1976-84
5	Eric Hipple	1546	830	10711	53.7	55	70	68.7	1980-89

### Passing Interceptions, Season (most)

Rk	Player	Att	Cmp	Yds	Pct	TD	Int	Rtg	Year
1	Bobby Layne	332	152	2403	45.8	26	23	67.6	1951
2	Jeff Hostetler	368	183	2328	49.7	11	23	52.8	1979
3	Joey Harrington	554	309	2880	55.8	17	22	63.9	2003
4	Jon Kitna	596	372	4208	62.4	21	22	79.9	2006
5	Bobby Layne	273	125	2088	45.8	16	21	59.6	1953

### Passing Interceptions, Game (most)

Rk	Player	Int	Opp	Date
1	Ty Detmer	7	GB	10/24/03
2	Ty Detmer	7	GB	9/23/01
3	Jim Ninowski	5	LARm	10/30/60
4	Gary Danielson	5	STL	12/3/78
5	Eric Hipple	5	Min	9/25/83
6	Joey Harrington	5	Chi	9/18/05
7	Jon Kitna	5	SD	12/16/07
8	Matthew Stafford	5	Sea	11/8/09

(Includes all players with 5 interceptions in game)

### Passing Rating, Career (min. 500 att.)

Rk	Player	Att	Cmp	Yds	Pct	TD	Int	Rtg	Years
----	--------	-----	-----	-----	-----	----	-----	-----	-------





# THE RECORDS SECTION

Detroitlions.com  
Media.Detroitlions.com

## Passer Rating, Game (since 1950, min. 15 attempts)

Rk	Player	Rtg	Opp	Date
1	Dave Krieg	158.3	Buf	11/24/94
2	Gus Frerotte	156.3	StL	11/7/99
3	Eric Hipple	155.2	Mia	10/27/85
4	Milt Plum	153.8	SF	9/23/62
5	Charlie Batch	148.6	GB	10/15/98

## Longest Pass

Rk	Player	Yds	Opp	Date	Receiver
1	Karl Sweetan	99+	at Bal	10/16/66	Pat Studstill
2	Charlie Batch	98+	at Chi	10/4/98	Johnnie Morton
3	Bobby Layne	97+	GB	11/26/53	Cloyce Box
4	Dan Orlovsky	96+	at Hou	10/19/08	Calvin Johnson
5	Eric Hipple	94+	Chi	10/19/81	Leonard Thompson

## SCORING RECORDS

Rk	Player	TD	Ru	Pa	Int	FR	KR	FGR	FGB	PB	PAT	FG	S	2pt	Pts	Years
1	Jason Hanson	0	0	0	0	0	0	0	0	0	0	573	4390	0	1890	1992-
2	Eddie Murray	0	0	0	0	0	0	0	0	0	0	381	2440	0	1113	1980-91
3	Barry Sanders	109	99	10	0	0	0	0	0	0	0	0	0	0	654	1989-98
4	Errol Mann	0	0	0	0	0	0	0	0	0	0	213	1410	0	636	1969-76
5	Doak Walker	34	12	21	0	0	1	0	0	0	0	0	0	0	534	1950-55

## Points, Season

Rk	Player	TD	Ru	Pa	Int	FR	KR	FGR	FGB	PB	PAT	FG	S	2pt	Pts	Year
1	Jason Hanson	0	0	0	0	0	0	0	0	0	0	48	28	0	132	1995
1	Jason Hanson	0	0	0	0	0	0	0	0	0	0	28	34	0	130	1993
3	Doak Walker	11	5	6	0	0	0	0	0	0	0	38	8	0	128	1950-51
4	Jason Hanson	0	0	0	0	0	0	0	0	0	0	35	29	0	122	2007
5	Eddie Murray	0	0	0	0	0	0	0	0	0	0	46	25	0	121	1981

## Points, Game

Rk	Player	Pts	Opp	Date
1	Doak Walker	24	at GB	11/19/50
1	Cloyce Box	24	at Bal	12/3/50
1	Barry Sanders	24	at Min	11/24/91
4	Dutch Clark	21	Bkn	10/22/34
4	Doak Walker	21	ChiB	9/26/54

## Total Touchdowns, Career

Rk	Player	TD	Ru	Pa	Int	FR	KR	FGR	FGB	PB	PAT	FG	S	2pt	Pts	Years
1	Barry Sanders	109	99	10	0	0	0	0	0	0	0	0	0	0	654	1989-98
2	Herman Moore	62	0	62	0	0	0	0	0	0	0	0	0	0	376	1981-01
3	Billy Sims	47	42	5	0	0	0	0	0	0	0	0	0	0	282	1980-84
4	Leo Thompson	39	3	35	0	0	0	0	0	0	0	1	0	0	234	1975-86
5	Terry Barr	38	2	35	0	0	1	0	0	0	0	0	0	0	228	1957-65

## Total Touchdowns, Season

Rk	Player	TD	Ru	Pa	Int	FR	KR	FGR	FGB	PB	PAT	FG	S	2pt	Pts	Year
1	Barry Sanders	17	16	1	0	0	0	0	0	0	0	0	0	0	102	1991
2	Billy Sims	16	13	3	0	0	0	0	0	0	0	0	0	0	96	1980
3	Barry Sanders	16	13	3	0	0	0	0	0	0	0	0	0	0	96	1990
4	Cloyce Box	10	0	15	0	0	0	0	0	0	0	0	0	0	90	1952
5	Billy Sims	15	13	2	0	0	0	0	0	0	0	0	0	0	90	1981

## Total Touchdowns, Game

Rk	Player	TD	Ru	Pa	Opp	Date
1	Cloyce Box	4	0	0	at Bal	12/3/50
1	Barry Sanders	4	4	0	at Min	11/24/91
3	Dutch Clark	3	0	0	Bkn	10/22/34
3	Ernie Caddell	3	0	0	Pit	11/4/34
3	Ernie Caddell	3	3	0	Phi	9/20/35
3	Dave Diehl	3	0	0	at Cle	11/26/44
3	Elmer Hackney	3	1	2	Bos	12/3/44
3	Doak Walker	3	0	0	GB	11/19/50
3	Cloyce Box	3	0	0	NYV	11/23/50
3	Cloyce Box	3	0	0	GB	11/27/52
3	Cloyce Box	3	0	0	Chi	12/7/52
3	Cloyce Box	3	0	0	at DalT	12/13/52
3	Jim Doran	3	0	0	at SF	11/3/57
3	Gene Gedman	3	2	1	LARm	10/12/58
3	Howard Cassidy	3	0	0	at Bal	10/11/59
3	Jim Ninowski	3	0	0	at LarM	10/30/60
3	Terry Barr	3	0	0	at SF	11/3/63
3	Mel Farr	3	2	1	at Chi	10/13/68
3	Billy Gambrell	3	0	0	at Atl	12/8/68
3	Greg Landry	3	0	0	at Chi	10/17/72
3	Leonard Thompson	3	0	0	Min	12/9/78
3	Billy Sims	3	0	0	at LarM	9/7/80
3	James Jones	3	0	0	GB	10/9/83
3	Leonard Thompson	3	0	0	Min	9/23/84
3	Leonard Thompson	3	0	0	NYJ	11/28/85
3	Barry Sanders	3	0	0	at Atl	12/24/89
3	Barry Sanders	3	0	0	at TB	9/29/91
3	Barry Sanders	3	0	0	Cle	10/8/95
3	Herman Moore	3	0	0	GB	10/29/95
3	Barry Sanders	3	0	0	at TB	10/12/97
3	Tommy Vardell	3	0	0	Min	11/16/97
3	Barry Sanders	3	0	0	Chi	11/27/97
3	Barry Sanders	3	0	0	Cin	9/12/98
3	Tommy Vardell	3	0	0	Chi	11/15/98
3	James Stewart	3	0	0	at TB	10/19/00
3	Roy Williams	3	0	0	Arz	11/13/05
3	Jahvid Best	3	2	1	Phi	9/19/10
3	Calvin Johnson	3	0	3	Was	10/31/10

(includes all players with 3 touchdowns in game)

## Return Touchdowns, Career

Note: Return touchdowns include interceptions, punt returns, kickoff returns, field goal returns, fumble returns, blocked punt returns and blocked field goal returns

Rk	Player	Ret	Int	FR	PR	KR	FGR	FGB	PB	Years
1	Jack Christiansen	11	7	0	8	1	0	0	0	1951-58
1	Lem Barney	11	7	0	2	0	0	0	0	1967-77
3	Mel Gray	7	0	0	2	5	0	0	0	1989-94
4	Yale Lary	6	2	1	3	0	0	0	0	1952-53; 56-64
4	Eddie Drummond	6	0	0	4	2	0	0	0	2002-06

## Return Touchdowns, Season

Rk	Player	Ret	Int	FR	PR	KR	FGR	FGB	PB	Year
1	Jack Christiansen	4	0	0	2	2	0	0	0	1951
1	Eddie Drummond	4	0	0	2	2	0	0	0	2004
3	Lem Barney	3	3	0	0	0	0	0	0	1967
3	Lem Barney	3	2	0	1	0	0	0	0	1970
3	Levi Johnson	3	2	0	0	0	1	0	0	1974
3	Mel Gray	3	0	0	0	3	0	0	0	1994

## Return Touchdowns, Game

Rk	Player	TD	PR	KR	Opp	Date
1	Eddie Drummond	2	2	0	at Jax	11/14/04
1	Jack Christiansen	2	2	0	at LarM	10/14/51
1	Jack Christiansen	2	2	0	Min	11/22/51
1	Eddie Payton	2	1	1	Min	12/17/77

(includes all players with two return touchdowns in game)

## Field Goals, Career

Rk	Player	FG	FGA	FG%	XP	XPA	XP%	Year
1	Jason Hanson	439	536	81.9	573	581	98.6	1992-
2	Eddie Murray	244	325	75.1	381	386	98.7	1980-91
3	Errol Mann	141	214	65.9	213	222	95.9	1969-76
4	Jim Martin	56	125	44.8	91	95	95.8	1951-61
5	Wayne Walker	53	131	40.5	172	175	98.3	1958-72

## Field Goals, Season

Rk	Player	FG	FGA	FG%	XP	XPA	XP%	Year
1	Jason Hanson	34	43	79.1	28	28	100.0	1993
2	Jason Hanson	29	33	87.9	27	29	93.1	1998
2	Jason Hanson	29	33	87.9	30	30	100.0	2006
4	Jason Hanson	28	35	82.9	35	36	97.2	2007
5	Jason Hanson	28	34	82.4	48	48	100.0	1995

## Most Field Goals, Game

Rk	Player	FG	Opp	Date
1	Jack Yepremian	6	Min	11/13/66
1	Jason Hanson	6	Min	10/17/99
3	Eddie Murray	5	GB	9/14/80
3	Jason Hanson	5	Was	9/10/00
3	Jason Hanson	5	GB	11/27/03

## Consecutive Field Goals

Rk	Player	FG	Start	End
1	Jason Hanson	24	9/7/97 TB	11/14/97 Min
2	Jason Hanson	20	11/16/08 at Car	10/11/09 Pit
3	Eddie Murray	19	11/13/88 TB	11/12/89 GB

## Field Goal Percentage, Career (min. 50 att.)

Rk	Player	FG	FGA	FG%	XP	XPA	XP%	Year
1	Jason Hanson	439	536	81.90	573	581	98.6	1992-
1	Eddie Murray	244	325	75.08	381	386	98.7	1980-91
3	Benny Ricardo	40	60	66.67	76	80	95.0	1976-79
4	Errol Mann	141	214	65.89	213	222	95.9	1969-76
5	Doak Walker	49	87	56.32	183	191	95.8	1950-55
6	Jim Martin	56	125	44.80	91	95	95.8	1951-61
7	Wayne Walker	53	131	40.46	172	175	98.3	1958-72

(Includes all players with 50 field goal attempts in career)

## Field Goal Percentage, Season (min. 20 att.)

Rk	Player	FG	FGA	FG%	XP	XPA	XP%	Year
1	Jason Hanson	22	23	95.65	26	27	96.3	2003
2	Jason Hanson	21	22	95.45	25	26	96.2	2008
3	Eddie Murray	20	21	95.24	36	36	100.0	1989
3	Eddie Murray	20	21	95.24	22	23	95.7	1988
5	Jason Hanson	26	29	89.66	39	40	97.5	1997

## Longest Field Goals (All-Time 50-yard Field Goals)

Rk	Player	Yds	Opp	Date
1	Jason Hanson	56	Cle	10/8/95
1	Jason Hanson	56	at Car	11/16/08
3	Jason Hanson	55	Ind	11/23/97
3	Dave Rayner	55	Min	1/2/11
5	Glenn Presnell	54	at GB	10/7/34
5	Eddie Murray	54	at Cin	12/11/83
5	Eddie Murray	54	at SF	12/31/83#
5	Jason Hanson	54	Was	9/10/00
5	Jason Hanson	54	GB	11/22/01
5	Jason Hanson	54	Oak	11/2/03
5	Jason Hanson	54	at Hou	10/19/08
5	Jason Hanson	54	at Hou	10/19/08

## 50-Yard Field Goals, Career

Rk	Player	FG	FGA	Pct	Years
1	Jason Hanson	45*	83	54.2	1992-
2	Eddie Murray	16	34	47.1	1980-91
3	Errol Mann	6	-	-	1969-76
4	Jim Martin	3	-	-	1951-61
5	Dave Rayner	2	2	100.0	2010-
6	Glenn Presnell	1	-	-	1934-36



## 50-Yard Field Goals, Season

Rk	Player	FG	FGA	Pct	Year
1	Jason Hanson	8	8	100.0	2008
2	Jason Hanson	8	8	50.0	1999
2	Jason Hanson	4	7	57.1	2001
2t	Jason Hanson	4	4	100.0	2003
5t	Errol Mann	3	6	50.0	1970
5t	Eddie Murray	3	4	75.0	1981
5t	Eddie Murray	3	4	75.0	1983
5t	Jason Hanson	3	4	75.0	1993
5t	Jason Hanson	3	7	60.0	1997
5t	Jason Hanson	3	5	50.0	2006
5t	Jason Hanson	3	4	75.0	2007
5t	Jason Hanson	3	4	75.0	2010

## 50-Yard Field Goals, Game

Rk	Player	FG	Opp	Date
1t	Jim Martin	2	Bal	10/23/60
1t	Jason Hanson	2	Ind	11/23/97
1t	Jason Hanson	2	Was	12/5/99
1t	Jason Hanson	2	at Hou	10/19/08
1t	Jason Hanson	2	at NYG	10/17/10

\*NFL Record

## Field Goal Attempts, Career

Rk	Player	FG	FGA	FG%	XP	XPA	XP%	Years
1	Jason Hanson	439	536	81.9	573	581	98.6	1992-
2	Eddie Murray	244	325	75.08	381	386	98.7	1980-91
3	Errol Mann	141	214	65.89	213	222	95.9	1969-76
4	Wayne Walker	53	131	40.46	172	175	98.3	1958-72
5	Jim Martin	56	125	44.80	91	95	95.8	1951-61

## Field Goal Attempts, Season

Rk	Player	FG	FGA	FG%	XP	XPA	XP%	Year
1	Jason Hanson	34	43	79.1	28	28	100.0	1993
2	Eddie Murray	27	42	64.3	35	36	97.2	1980
3t	Errol Mann	25	37	67.6	26	26	100.0	1969
3t	Errol Mann	22	37	59.5	37	37	100.0	1971
5t	Eddie Murray	25	35	71.4	46	46	100.0	1981
5t	Jason Hanson	29	35	82.9	35	36	97.2	2007

## Extra Points, Career

Rk	Player	FG	FGA	FG%	XP	XPA	XP%	Years
1	Jason Hanson	439	536	81.9	573	581	98.6	1992-
2	Eddie Murray	244	325	75.08	381	386	98.7	1980-91
3	Errol Mann	141	214	65.89	213	222	95.9	1969-76
4	Doak Walker	49	87	56.32	183	191	95.8	1950-55
5	Wayne Walker	53	131	40.46	172	175	98.3	1958-72

## Extra Points, Season

Rk	Player	FG	FGA	FG%	XP	XPA	XP%	Year
1	Jason Hanson	28	34	82.4	48	48	100.0	1995
2	Eddie Murray	25	35	71.4	46	46	100.0	1981
3t	Doak Walker	6	12	50.0	43	44	97.7	1951
3t	Doak Walker	11	17	64.7	43	43	100.0	1954
5	Errol Mann	20	29	69.0	41	41	100.0	1970

## Extra Points, Game

Rk	Player	XP	Opp	Date
1t	Doak Walker	7	NYG	11/23/50
1t	Doak Walker	7	GB	11/22/51
1t	Jason Hanson	7	Chi	11/27/97
4t	Doak Walker	6	Bal	12/3/50
4t	Pat Harder	6	GB	10/26/52
4t	Pat Harder	6	Chi	12/7/52
4t	Doak Walker	6	Chi	9/26/54
4t	Doak Walker	6	SF	11/14/54
4t	Bobby Layne	6	Pit	12/9/56
4t	Gerry Perry	6	ChiC	12/6/59
4t	Jim Martin	6	SUL	11/12/61
4t	Wayne Walker	6	Pit	9/16/62
4t	Wayne Walker	6	SF	9/23/62
4t	Milt Plum	6	SF	11/3/63
4t	Garo Yepremian	6	SF	10/29/67
4t	Benny Ricardo	6	Min	12/9/78
4t	Eddie Murray	6	Chi	10/19/81
4t	Eddie Murray	6	Min	12/12/81
4t	Eddie Murray	6	Pit	11/24/83
4t	Jason Hanson	6	Arz	9/7/03

## Extra Point Attempts, Career

Rk	Player	FG	FGA	FG%	XP	XPA	XP%	Years
1	Jason Hanson	439	536	81.9	573	581	98.6	1992-
2	Eddie Murray	244	325	75.08	381	386	98.7	1980-91
3	Errol Mann	141	214	65.89	213	222	95.9	1969-76
4	Doak Walker	49	87	56.32	183	191	95.8	1950-55
5	Wayne Walker	53	131	40.46	172	175	98.3	1958-72

## Extra Point Attempts, Season

Rk	Player	FG	FGA	FG%	XP	XPA	XP%	Year
1	Jason Hanson	28	34	82.4	48	48	100.0	1995
2	Eddie Murray	25	35	71.4	46	46	100.0	1981
3	Doak Walker	6	12	50.0	43	44	97.7	1951
4	Doak Walker	11	17	64.7	43	43	100.0	1954
5t	Doak Walker	8	18	44.4	38	41	92.7	1950
5t	Errol Mann	20	29	69.0	41	41	100.0	1970

## INTERCEPTIONS RECORDS

### Interceptions, Career

Rk	Player	Int	Yds	Avg	TD	Years
1	Dick LeBeau	62	762	12.3	3	1959-72
2	Lem Barney	56	1077	19.2	7	1967-77
3	Yale Lary	50	787	15.7	2	1952-53, 56-64
4	Jack Christensen	46	717	15.6	3	1951-58
5	Jim David	36	259	7.2	0	1952-59

### Interceptions, Season

Rk	Player	Int	Yds	Avg	TD	Year
1t	Don Doll	12	163	13.6	1	1950
1t	Jack Christensen	12	238	19.8	1	1953
3t	Don Doll	11	301	27.4	1	1949
3t	Jack Christensen	10	137	13.7	1	1957
4t	Lem Barney	10	232	23.2	3	1967

### Interceptions, Game

Rk	Player	Int	Date	Opp
1	Don Doll	4	at ChiC	10/23/49
2t	Mike Lucci	3	at Min	11/13/66
2t	Lem Barney	3	Min	12/17/67
2t	Lem Barney	3	Chi	9/22/68
2t	Mike Weger	3	Chi	9/22/68
2t	Mike Lucci	3	at Chi	11/21/71
2t	Dick Jaaron	3	at Chi	11/18/73
2t	Bobby Watkins	3	GB	1/2/83
2t	Kurt Schulz	3	at Chi	9/24/00
2t	Don Doll	3	SF	10/8/50
2t	Don Doll	3	GB	11/19/50
2t	Jack Christensen	3	Bal	11/7/52
2t	Jimmy David	3	at Bal	10/6/56
2t	Joe Schmidt	3	at LA	10/26/58
2t	Gary Lowe	3	Cle	1/7/61*
2t	Yale Lary	3	at GB	11/15/53
2t	Yale Lary	3	at LA	10/28/56

\*Bert Bell Playoff (Runner-Up) Bowl

### Interception Return Yards, Career

Rk	Player	Int	Yds	Avg	TD	Years
1	Lem Barney	56	1077	19.2	7	1967-77
2	Yale Lary	50	787	15.7	2	1952-53, 56-64
3	Dick LeBeau	62	762	12.3	3	1959-72
4	J. Robert Smith	29	719	24.8	3	1949-54
5	Jack Christensen	46	717	15.6	3	1951-58

### Interception Return Yards, Season

Rk	Player	Int	Yds	Avg	TD	Year
1	Don Doll	11	301	27.4	1	1949
2	Jack Christensen	12	238	19.8	1	1953
3	Lem Barney	10	232	23.2	3	1967
4	J. Robert Smith	9	218	24.2	1	1949
5	Dick Jaaron	4	208	52.0	1	1973

### Interception Return Yards, Game (Since 1960)

Rk	Player	Yds	Int	Opp	Date
1	Dick Jaaron	167	3	Chi	11/18/73
2	Devon Mitchell	107	2	GB	12/4/88
3t	Bryant Westbrook	101	1	NE	11/23/00
3t	Louis Delmas	101	1	Arz	11/20/09
5	Bennie Blades	98	1	TB	9/29/96

### Interceptions Return for Touchdowns, Career

Rk	Player	Int	Yds	Avg	TD	Years
1	Lem Barney	56	1077	19.2	7	1967-77
2	Mike Lucci	21	308	14.7	4	1965-73
4t	Bob Smith	29	719	24.8	3	1955-66
4t	Jack Christensen	46	717	15.6	3	1951-58
4t	Dick LeBeau	62	762	12.3	3	1959-72
4t	Larry Hand	5	110	22.0	3	1973-77
4t	Levi Johnson	21	549	26.1	3	1973-77
4t	Bryant Westbrook	12	239	19.9	3	1997-2001

### Interceptions Return for Touchdowns, Season

Rk	Player	Int	Yds	Avg	TD	Year
1	Lem Barney	10	232	23.2	3	1967
2	Wayne Rasmussen	5	122	24.4	2	1965
2t	Larry Hand	2	6	3.0	2	1970
2t	Lem Barney	7	168	24.0	2	1971
2t	Mike Lucci	5	74	14.8	2	1977
2t	Levi Johnson	5	139	27.8	2	1974
2t	Reggie Brown	2	83	41.5	2	1997

(Includes all players with interception return for a touchdown in season)

### Longest Interception Return

Rk	Player	Yds	Opp	Date
1	Bob Smith	1102t	ChiB	11/24/49
2t	Bryant Westbrook	101t	NE	11/23/00
2t	Louis Delmas	101t	Arz	12/20/09
4	Bennie Blades	98t	at TB	9/29/96
5	Vern Huffman	97t	Bk	10/17/37
6	Ray Crockett	96t	Dal	10/27/81
7t	Dick Jaaron	95t	at Chi	11/18/73
7t	Don Doll	95t	at Pit	10/8/49
9	Del Ritchhart	94t	NYG	11/15/36
10	Jack Christensen	92t	LArm	11/1/53
11t	Devon Mitchell	90t	GB	12/4/88
11t	Bob Smith	90	at Pit	11/9/52

(Includes all players with 90-yard interceptions returns)



## PUNTING RECORDS

Punts, Career					
Rk	Player	Pnt	Yds	Avg	Years
1	Nick Harris	627	27074	43.2	2003-
2	Jim Arnold	536	22893	42.7	1986-93
3	Yale Lary	503	22279	44.3	1952-53, 56-64
3	John Jett	503	21494	42.7	1997-03
5	Herman Weaver	436	17715	40.6	1970-76

Most Punts, Season					
Rk	Player	Pnt	Yds	Avg	Year
1	Jim Arnold	97	4110	42.4	1988
2	Wilbur Summers	93	3420	36.8	1977
2	John Jett	93	4044	43.5	2000
4	Nick Harris	92	3765	40.9	2004
5	John Jett	91	3838	42.2	2002

Most Punts, Game					
Rk	Player	Pnt	Opp	Date	
1	Wilbur Summers	12	at SF	10/23/77	
2	John Jett	11	at Car	9/15/02	
3	George Grimes	10	at ChiB	10/17/48	
3	Jerry DePoyster	10	at LA	11/3/68	
3	Lem Barney	10	Min	11/27/69	
3	Herman Weaver	10	Was	10/17/76	
3	Mike Black	10	LaRd	12/10/84	
3	Jim Arnold	10	at GB	12/15/91	
3	Mark Royals	10	TB	9/8/96	
3	John Jett	10	at Chi	9/24/00	
3	John Jett	10	At	11/12/00	

Gross Punting Average, Career (min. 70 punts)					
Rk	Player	Pnt	Yds	Avg	Years
1	Yale Lary	503	22279	44.29	1952-53, 56-64
2	Nick Harris	627	27074	43.18	2003-
3	Mark Royals	126	5413	42.96	1986-96
4	John Jett	503	21494	42.73	1997-03
5	Jim Arnold	536	22893	42.71	1986-93

Gross Punting Average, Season (min. 30 punts)					
Rk	Player	Pnt	Yds	Avg	Year
1	Yale Lary	35	1,713	48.94	1963
2	Yale Lary	52	2,519	48.44	1961
3	Yale Lary	45	2,121	47.13	1959
4	Yale Lary	67	3,099	46.25	1964
5	Bob Cifers	30	1,369	45.63	1946

Gross Punting Average, Game (Since 1960, Min.: 4 punts)					
Rk	Player	Pnt	Yds	Opp	Date
1	Yale Lary	57	2,525	SF	10/6/63
2	Yale Lary	53	2,121	Dal	10/13/63
3	Pat Studstill	53	2,000	Chi	9/11/66
3	Yale Lary	53	2,000	Bal	9/24/61
5	Nick Harris	52	2,000	Min	11/8/05

Net Punting Average (Since 1976, Min.: 50 punts)					
Rk	Player	Pnt	Yds	Avg	Net
1	Nick Harris	627	27074	43.18	36.29
2	Jim Arnold	536	22893	42.71	36.01
3	John Jett	503	21494	42.73	36.08
4	Tom Skladany	268	11363	42.40	35.94
5	Greg Montgomery	63	2782	44.16	34.78

Net Punting Average, Season (Since 1976 Min.: 30)					
Rk	Player	Pnt	Yds	Avg	Net
1	Jim Arnold	46	2007	43.63	36.63
2	Nick Harris	66	2967	44.95	38.18
3	John Jett	91	3838	42.18	38.01
4	Nick Harris	90	3952	43.91	37.98
5	Tom Skladany	64	2784	43.50	37.27

Punts Inside-the-20, Career (Since 1976)					
Rk	Player	Pnt	Yds	Avg	Net
1	Nick Harris	627	27074	43.18	36.29
2	John Jett	503	21494	42.73	36.08
3	Jim Arnold	536	22893	42.71	36.01
4	Tom Skladany	268	11363	42.40	35.94
5	Mike Black	272	11181	41.11	33.61

Punts Inside-the-20, Season (Since 1976)					
Rk	Player	Pnt	Yds	Avg	Net
1	Nick Harris	84	3656	43.52	36.86
2	John Jett	93	4044	43.48	35.55
3	Nick Harris	92	3765	40.92	34.61
4	John Jett	91	3838	42.18	38.01
5	Jim Arnold	75	3092	41.23	35.36
5	John Jett	86	3637	42.29	34.83

Longest Punts					
Rk	Player	Yds	Opp	Date	
1	Bill Shepherd	85	NVG	11/15/36	
2	Bill DeCorrevont	81	at Was	10/6/46	
3	Pat Studstill	78	GB	10/8/67	
4	Bob Smith	75	NYV	10/8/51	
5	Yale Lary	74	at SF	9/13/64	
5	Tom Skladany	74	Oak	9/27/81	

## PUNT RETURN RECORDS

Punt Returns, Career					
Rk	Player	PR	Yds	Avg	TD
1	Pete Mandley	143	1360	9.5	2
2	Lem Barney	143	1312	9.2	2
3	Mel Gray	132	1427	10.8	2
4	Yale Lary	126	758	6.0	3
5	Robbie Martin	118	1118	9.5	2

Most Punt Returns, Season					
Rk	Player	PR	Yds	Avg	TD
1	Robbie Martin	52	450	8.7	1
2	Glyn Milburn	47	433	9.2	0
3	Pete Mandley	43	420	9.8	1
4	Pete Mandley	38	403	10.6	1
5	Pete Mandley	37	287	7.8	0

Punt Returns, Game (Since 1948)					
Rk	Player	PR	Opp	Date	
1	Eddie Payton	8	TB	12/10/77	
1	Ray Williams	8	TB	12/14/80	
1	Terry Fair	8	Phi	11/8/98	
4	Ken Jenkins	7	GB	11/22/51	
4	Robbie Martin	7	Min	11/21/84	
4	Walter Stanley	7	NO	12/3/89	

Punt Return Yards, Career					
Rk	Player	PR	Yds	Avg	TD
1	Mel Gray	132	1427	10.8	2
2	Pete Mandley	143	1360	9.5	2
3	Lem Barney	143	1312	9.2	2
4	Robbie Martin	118	1118	9.5	2
5	Jack Christiansen	85	1084	12.8	8

Most Punt Return Yards, Season					
Rk	Player	PR	Yds	Avg	TD
1	Walter Stanley	36	496	13.8	0
2	Pat Studstill	29	457	15.8	0
2	Desmond Howard	31	457	14.7	1
4	Robbie Martin	52	450	8.7	1
5	Glyn Milburn	47	433	9.2	0

Punt Return Yards, Game (Since 1948)					
Rk	Player	PR	Opp	Date	
1	Eddie Drummond	199	at Jax	11/14/04	
2	Tom Watkins	184	SF	10/6/63	
3	Jack Christiansen	175	GB	11/22/51	
4	Robbie Martin	140	Phi	11/24/83	
5	Jack Christiansen	126	LaRm	10/14/51	

Punt Return Average, Career (min. 40 returns)					
Rk	Player	PR	Yds	Avg	TD
1	Jack Christiansen	85	1084	12.75	8
2	Pat Studstill	59	716	12.14	4
3	Desmond Howard	68	821	12.07	2
4	Mel Gray	132	1427	10.81	2
5	Tom Watkins	86	928	10.79	3

Return Average, Season (min. 20 returns)					
Rk	Player	PR	Yds	Avg	TD
1	Pat Studstill	29	457	15.76	0
2	Mel Gray	25	385	15.40	1
3	Desmond Howard	31	457	14.74	1
4	Reggie Swinton	23	318	13.83	1
5	Walter Stanley	36	496	13.78	0

Punt Return Average, Game (Since 1960, Min. 3 punt returns)					
Rk	Player	PR	Yds	Avg	Opp
1	Tom Watkins	5	184	36.80	SF
2	Eddie Payton	3	105	35.00	Min
3	Jack Jauron	2	103	34.33	Chi
4	Eddie Drummond	199	33.17	at Jax	11/14/04
5	Desmond Howard	4	119	29.75	at NO

Punt Returns for Touchdowns, Career					
Rk	Player	PR	Yds	Avg	TD
2	Jack Christiansen	85	1084	12.8	8
2	Eddie Drummond	108	1058	9.8	4
3	Tom Watkins	86	928	10.8	3
3	Yale Lary	126	758	6.0	3
5	Bill Dudley	30	448	14.9	2
5	Lem Barney	143	1312	9.2	2
5	Robbie Martin	118	1118	9.5	2
5	Pete Mandley	143	1360	9.5	2
5	Mel Gray	132	1427	10.8	2
5	Desmond Howard	68	821	12.1	2

Punt Returns for Touchdowns, Season					
Rk	Player	PR	Yds	Avg	TD
1	Jack Christiansen	18	343	19.0	4
2	Jack Christiansen	15	322	21.5	2
2	Tom Watkins	16	238	14.9	2
2	Eddie Drummond	24	316	13.2	2

Punt Return for Touchdowns, Game					
Rk	Player	TD	Opp	Date	
1	Jack Christiansen	2	LaRm	10/14/51	
1	Jack Christiansen	2	GB	11/22/51	
1	Eddie Drummond	2	at Jax	11/14/04	



# THE RECORDS SECTION

Detroitlions.com  
Media.Detroitlions.com

## Longest Punt Returns

Rk	Player	Yds	Opp	Date
1	Desmond Howard	95t	at NO	9/3/00
2	Tom Vaughtn	90t	SF	10/6/63
3t	Jack Christiansen	89t	GB	11/22/51
3t	Reggie Swinton	89t	at Car	12/21/03
5	Eddie Payton	87t	Min	12/17/77
6	Bill Dudley	84t	at ChiB	10/19/47
7	Eddie Drummond	83t	at Jax	11/14/04
8	Chuck DeShane	81t	Bos	11/4/45
9t	Pete Mandley	81t	Ati	12/21/86
9t	Robbie Martin	81t	Pit	11/24/83
11	Desmond Howard	80	at Pld	10/29/00

(includes all players with 80-yard punt returns)

## KICKOFF RETURN RECORDS

### Kickoff Returns, Career

Rk	Player	KR	Yds	Avg	TD	Years
1	Mel Gray	216	5478	25.4	5	1989-94
2	Eddie Drummond	213	5026	23.6	2	2002-06
3	Desmond Howard	155	3723	24.0	0	1999-02
4	Alvin Hall	128	2819	22.0	1	1981-85, 87
5	Glyn Milburn	119	2942	24.7	0	1996-97

### Most Kickoff Returns, Season

Rk	Player	KR	Yds	Avg	TD	Year
1	Glyn Milburn	64	1627	25.4	0	1996
2	Eddie Drummond	62	1349	21.8	0	2006
3t	Desmond Howard	57	1401	24.6	0	2000
3t	Desmond Howard	57	1446	25.4	0	2001
5	Glyn Milburn	55	1315	23.9	0	1997

### Kickoff Returns, Game

Rk	Player	KR	Opp	Date
1	Aveion Cason	9	at SD	12/16/07
2	Mel Gray	8	Dal	11/8/92
3	Desmond Howard	8	at Pitt	12/23/01
4	Derrick Williams	8	Sea	11/8/09

### Kickoff Return Yards, Career

Rk	Player	KR	Yds	Avg	TD	Years
1	Mel Gray	216	5478	25.4	5	1989-94
2	Eddie Drummond	213	5026	23.6	2	2002-06
3	Desmond Howard	155	3723	24.0	0	1999-02
4	Glyn Milburn	119	2942	24.7	0	1996-97
5	Alvin Hall	128	2819	22.0	1	1981-85, 87

### Kickoff Return Yards, Season

Rk	Player	KR	Yds	Avg	TD	Year
1	Glyn Milburn	64	1627	25.4	0	1996
2	Stefan Logan	54	1448	26.8	1	2010
3	Desmond Howard	57	1446	25.4	0	2001
4	Terry Fair	51	1428	28.0	2	1998
5	Desmond Howard	57	1401	24.6	0	2000

### Kickoff Return Yards, Game

Rk	Player	Yds	Opp	Date
1	Wally Triplett	294	at LARm	10/29/50
2	Terry Fair	244	at GB	9/6/98
3	Desmond Howard	229	Cin	10/28/01
4	Desmond Howard	218	TB	9/17/00
5	Eddie Drummond	210	at StL	10/1/06

### Kickoff Return Average, Career (Min. 50 returns)

Rk	Player	KR	Yds	Avg	TD	Years
1	Stefan Logan	54	1448	26.81	1	2010-
2	Tom Vaughn	62	1595	25.73	0	1965-71
3	Pat Studstill	75	1924	25.65	1	1961-67
4	Lem Barney	50	1274	25.48	1	1967-77
5	Mel Gray	216	5478	25.36	5	1989-94

### Kickoff Return Average, Season (Min. 20 returns)

Rk	Player	KR	Yds	Avg	TD	Year
1	Mel Gray	45	1276	28.36	3	1994
2	Terry Fair	51	1428	28.00	2	1998
3	Stefan Logan	54	1448	26.81	1	2010
4	Lem Barney	25	670	26.80	1	1968
5	Mel Gray	24	640	26.67	0	1989

### Kickoff Return Average, Game (Min. 3 kickoff returns)

Rk	Player	KR	Opp	Date
1	Wally Triplett	73.50	at LARm	10/29/50
2	Desmond Howard	45.80	Cin	10/28/01
3	Mel Gray	43.50	Chi	10/23/94
4	Mel Gray	43.00	Min	12/17/94
5	Ron Jessie	41.67	Atl	10/3/71

### Kickoff Returns for Touchdowns, Career

Rk	Player	KR	Yds	Avg	TD	Years
1	Mel Gray	216	5478	25.36	5	1989-94
2t	Bobby Williams	46	1219	26.50	2	1968-71
2t	Ron Jessie	47	1237	26.32	2	1971-74
4t	Terry Fair	101	2916	24.91	5	1988-01
2t	Eddie Drummond	213	5026	23.60	2	2002-06

### Most Kickoff Returns for Touchdowns, Season

Rk	Player	KR	Yds	Avg	TD	Year
1	Mel Gray	45	1276	28.4	3	1994
2t	Ron Jessie	16	470	29.4	2	1971
2t	Terry Fair	51	1428	28.0	2	1998
2t	Eddie Drummond	41	1092	26.6	2	2004

## Kickoff Returns for Touchdowns, Game

Rk	Player	TD	Opp	Date
1t	Bill Jefferson	1	ChiB	11/23/41
1t	Ned Mathews	1	Phi/Pit	11/21/43
1t	Art Van Tone	1	ChiB	11/19/44
1t	Wally Triplett	1	at LARm	10/29/50
1t	Bill Bowman	1	Chi	9/26/54
1t	Terry Barr	1	at LA	10/26/58
1t	Pat Studstill	1	Chi	10/8/61
1t	Lem Barney	1	at LARm	11/3/68
1t	Bobby Williams	1	Atl	11/9/69
1t	Bobby Williams	1	Min	11/15/70
1t	Ron Jessie	1	Atl	10/3/71
1t	Ron Jessie	1	Chi	10/24/71
1t	Eddie Payton	1	Min	12/17/77
1t	Ray Williams	1	TB	12/14/80
1t	Alvin Hall	1	GB	12/12/82
1t	Mel Gray	1	TB	9/27/92
1t	Mel Gray	1	Sea	10/17/93
1t	Mel Gray	1	Chi	10/23/94
1t	Mel Gray	1	GB	11/6/94
1t	Mel Gray	1	Min	12/17/94
1t	Johnnie Morton	1	at Mia	12/25/94
1t	Terry Fair	1	at GB	9/6/98
1t	Terry Fair	1	TB	9/28/98
1t	Reggie Swinton	1	at Chi	10/26/03
1t	Eddie Drummond	1	Hou	9/19/04
1t	Eddie Drummond	1	at Min	11/21/04
1t	Cassey FitzSimmons	1	Chi	9/30/07
1t	Stefan Logan	1	StL	10/10/10

(includes all players with 1 kickoff return for touchdowns in game)

## Longest Kickoff Returns

Rk	Player	Yds	Opp	Date
1t	Terry Fair	105t	TB	9/28/98
1t	Stefan Logan	105t	StL	10/10/10
3	Terry Barr (92) & Gene Gedman (12)	104t	at LA	10/26/58
4t	Ron Jessie	102t	Chi	10/24/71
4t	Mel Gray	102t	Chi	10/23/94

## FUMBLE RETURNS FOR TOUCHDOWNS

### Longest Fumble Return Touchdowns

Rk	Player	Yds	Opp	Date
1	Tracy Scroggins	91	at TB	12/23/95
2	Howie Weiss	78	Was	10/27/40
3t	Monk Moscrop	67	ChiC	9/10/39
3t	Dre Bly	67	Dal	10/19/03
5	Louis Delmas	65	at NO	9/13/09
6	Jim Allen	64	SF	12/17/78
7	Boss Bailey	62	at Car	12/21/03
8	Jack Johnson	60	CLE	11/7/37
9	Jimmy Williams	53	at NO	10/28/90
10t	Mike Weger	52	Atl	10/3/71
10t	Ed O'Neil	52	Chi	11/24/77

## TACKLES

### Tackles, Career

Rk	Player	TT	ST	AT	Year
1	Chris Spielman	1138	775	363	1988-95
2	Bennie Blades	789	587	202	1986-96
3	Ken Fantetti	706	-	-	1979-85
4	Doug English	696	-	-	1975-79, 81-85
5	Jimmy Williams	633	482	151	1982-90

### Tackles, Season

Rk	Player	TT	ST	AT	Year
1	Chris Spielman	195	124	71	1994
2	Chris Spielman	153	118	35	1988
3	Chris Spielman	148	97	51	1993
4	Alvin Hall	147	94	53	1984
5	Chris Spielman	146	94	52	1992

### Tackles, Game

Rk	Player	TT	Opp	Date
1	Paul Naumoff	21	Cle	11/9/75
2	Ed O'Neil	18	Min	12/17/77
3t	James Harrell	17	at Min	11/18/79
3t	Chris Spielman	17	Min	12/17/94
3t	Chris Spielman	17	at Dal	9/19/94

Note: Unofficial statistic compiled since 1973

## SACKS RECORDS

### Quarterback Sacks, Career

Rk	Player	Sk	Years
1	Robert Porcher	95.5	1982-04
2	Al "Bubba" Baker	75.5	1978-82
3	Mike Cofer	63.0	1983-92
4	William Gay	61.0	1978-87
5	Tracy Scroggins	60.5	1992-01

### Quarterback Sacks, Season

Rk	Player	Sk	Year
1	Al "Bubba" Baker	23	1978
2	Al "Bubba" Baker	18	1980
3	Al "Bubba" Baker	16	1979
4	Robert Porcher	15.0	1989
5	William Gay	13.5	1983

(includes all 10+-sack seasons since 1982)



## Quarterback Sacks, Game

Rk	Player	Sk	Opp	Date
1	William Gay	5.5	at TB	9/4/83
2	Al "Bubba" Baker	5.0	TB	11/12/78
3	Al "Bubba" Baker	4.0	SD	10/22/78
3t	Doug English	4.0	Den	11/23/78
3t	Al "Bubba" Baker	4.0	Chi	11/22/79
3t	Doug English	4.0	Min	12/12/82
3t	Keith Ferguson	4.0	at Phi	11/16/86
8t	Al "Bubba" Baker	3.5	Chi	11/27/80
8t	Mike Cofey	3.5	at Chi	11/22/87
8t	Robert Porcher	3.5	Ind	11/23/97
8t	James Hall	3.5	at TB	12/9/01

Note: Sacks became official league statistic in 1982

## SEASONS CAREERS

Rk	Player	G	Yrs	Years
1	Jason Hanson	295	19	1992-99
2	Wayne Walker	200	15	1958-72
3	Dick LeBeau	185	14	1958-72
4t	Joe Schmidt	155	13	1953-65
4t	Darris McCord	168	13	1955-67
4t	Larry Hand	164	13	1965-77
4t	Kevin Glover	177	13	1985-97
8t	Alex Karras	161	12	1958-62, 64-70
8t	Paul Naumoff	168	12	1967-78
8t	Leonard Thompson	175	12	1975-86
8t	Eddie Murray	174	12	1980-91
8t	Robert Porcher	187	12	1992-2003
8t	Cory Schlesinger	181	12	1995-2006
8t	Jared DeVries	120	12	1999-
15t	Jim Martin	126	11	1951-61
15t	Yale Lary	133	10	1952-53, 56-64
15t	Jim Gibbons	140	11	1958-68
15t	Bob Kowalkowski	138	11	1966-76
15t	Lem Barney	140	11	1967-77
15t	Greg Landry	102	11	1968-78
15t	Charlie Weaver	142	11	1971-81
15t	Dexter Bussey	150	11	1974-84
15t	Lomas Brown	164	11	1985-95
15t	Herman Moore	145	11	1991-2001
25t	Lou Creekmur	116	10	1950-59
25t	Harley Sewell	120	10	1953-62
25t	John Gordy	134	10	1957-67
25t	Ed Flanagan	139	10	1965-74
25t	Charlie Sanders	128	10	1968-77
25t	Rocky Freitas	121	10	1968-77
25t	Doug English	131	10	1975-79, 81-85
25t	William Gay	146	10	1978-87
25t	Michael Cofey	123	10	1983-92
25t	Barry Sanders	153	10	1989-98
25t	Kelvin Pritchett	156	10	1991-94, 99-04
25t	Tracy Scroggins	142	10	1992-2001
25t	Jeff Backus	160	10	2001-
25t	Dominic Raiola	156	10	2001-

(Includes all players with 10 seasons in career)

## Games, Career

Rk	Player	G	Yrs	Years
1	Jason Hanson	295	19	1992-99
2	Wayne Walker	200	15	1958-72
3	Robert Porcher	187	12	1992-2003
4	Dick LeBeau	185	14	1958-72
5	Cory Schlesinger	181	12	1995-2006
6	Kevin Glover	177	13	1985-97
7	Leonard Thompson	175	12	1975-86
8	Eddie Murray	174	12	1980-91
9t	Darris McCord	168	13	1955-67
9t	Paul Naumoff	168	12	1967-78
11t	Lomas Brown	164	11	1985-95
11t	Larry Hand	164	13	1965-77
14	Alex Karras	161	12	1958-62, 64-70
14	Jeff Backus	160	10	2001-
15	Kelvin Pritchett	156	10	1991-94, 99-04
15t	Dominic Raiola	156	10	2001-
17	Joe Schmidt	155	13	1953-65
18	Barry Sanders	153	10	1989-98
19	Dexter Bussey	150	11	1974-84
20	William Gay	146	10	1978-87
21	Herman Moore	145	11	1991-2001
22t	Tracy Scroggins	142	10	1992-2001
22t	Charlie Weaver	142	11	1971-81
24t	Lem Barney	140	11	1967-77
24t	Jim Gibbons	140	11	1958-68
26	Ed Flanagan	139	10	1965-74
27	Bob Kowalkowski	138	11	1966-76
28	John Gordy	134	10	1957-67
30	Yale Lary	133	10	1952-53, 56-64
30	Doug English	131	10	1975-79, 81-85
31	George Jamison	130	9	1987-93, 97-98
32	Charlie Sanders	128	10	1968-77
33t	Bernie Blades	126	9	1988-96
33t	Luther Elliss	126	9	1985-93
33t	Scott Kowalkowski	126	8	1994-01
33t	Jim Martin	126	11	1951-61
33t	Johnnie Morton	126	8	1994-01

(Includes all players with 125 games in career)

## LIONS TEAM RECORDS

### RUSHING

Rk	Year	G	Att	Yds	Avg	Lg	TD
1	1934	13	632	2740	4.3	27	27
2	1981	16	596	2795	4.7	51	26
3	1936	12	591	2885	4.9	-	22
4	1980	16	572	2599	4.5	52	21
5	1935	12	532	1773	3.3	-	15

### Rushing Yards

Rk	Year	G	Att	Yds	Avg	Lg	TD
1	1936	12	591	2885	4.9	51	22
2	1981	16	596	2795	4.7	51	26
3	1934	13	632	2740	4.3	27	27
4	1980	16	572	2599	4.5	52	21
5	1997	16	447	2464	5.5	82t	19

### Rushing Average

Rk	Year	G	Att	Yds	Avg	Lg	TD
1	1987	16	447	2464	5.5	82t	19
2	1990	16	366	1927	5.27	45t	19
3	1994	16	406	2080	5.12	85	12
4	1936	12	591	2885	4.88	-	22
5	1989	16	421	2053	4.88	34	23

### Rushing Touchdowns

Rk	Year	G	Att	Yds	Avg	Lg	TD
1	1934	13	632	2740	4.3	27	27
2	1981	16	596	2795	4.7	51	26
3	1989	16	421	2053	4.9	34	23
4	1936	12	591	2885	4.8	-	22
5	1935	12	507	1707	4.0	46	21
5t	1980	16	572	2599	4.5	52	21

### Passing Attempts

Rk	Year	G	Att	Cmp	Yds	Pct	TD	Int	Lg	Rtg
1	2010	16	633	383	3810	60.5	26	16	87t	82.0
2	2001	16	609	343	3969	56.3	18	24	76	69.6
3	1995	16	605	362	4510	59.8	33	12	91t	92.9
4	2006	16	596	372	4208	62.4	21	22	60t	79.9
5	2003	16	588	319	2988	54.3	17	24	72t	61.1

### Passing Completions

Rk	Year	G	Att	Cmp	Yds	Pct	TD	Int	Lg	Rtg
1	2010	16	633	383	3810	60.5	26	16	87t	82.0
2	2006	16	596	372	4208	62.4	21	22	60t	79.9
3	2007	16	587	368	4216	62.7	19	22	91t	79.4
4	1995	16	605	362	4510	59.8	33	12	91t	92.9
5	2001	16	609	343	3969	56.3	18	24	76	69.6

### Passing Yards

Rk	Year	G	Att	Cmp	Yds	Pct	TD	Int	Lg	Rtg
1	1995	16	605	362	4510	59.8	33	12	91t	92.9
2	2007	16	587	368	4216	62.7	19	22	91t	79.4
3	2006	16	596	372	4208	62.4	21	22	60t	79.9
4	1998	16	588	326	4074	55.4	22	14	77t	83.9
5	2001	16	609	343	3969	56.3	18	24	76	69.6

### Completion Percentage

Rk	Year	G	Att	Cmp	Yds	Pct	TD	Int	Lg	Rtg
1	2007	16	587	368	4216	62.69	19	22	91t	79.4
2	2006	16	596	372	4208	62.42	21	22	60t	79.9
3	1993	16	435	264	2943	60.69	15	19	93t	74.1
4	2010	16	633	383	3810	60.51	26	16	87t	82.0
5	1995	16	605	362	4510	59.83	33	12	91t	92.9

### Passing Touchdowns

Rk	Year	G	Att	Cmp	Yds	Pct	TD	Int	Lg	Rtg
1	1995	16	605	362	4510	59.8	33	12	91t	92.9
2	1951	12	351	158	2500	45.0	29	24	63	68.3
3	1963	14	406	202	2997	49.8	26	26	75t	69.0
4	2010	16	633	383	3810	60.5	26	16	87t	82.0
5	1954	12	395	215	2972	54.4	25	21	66t	77.7

### Passing Interceptions (Least)

Rk	Year	G	Att	Cmp	Yds	Pct	TD	Int	Lg	Rtg
1	1974	14	377	216	2475	57.3	11	11	56	74.8
2t	1970	14	294	167	2121	56.8	19	12	58	84.0
2t	1975	14	362	189	2240	50.8	15	12	65t	70.0
2t	1976	14	356	201	2630	56.5	20	12	74t	84.6
2t	1980	16	423	248	3287	58.6	13	12	87t	81.7
2t	1995	16	605	362	4510	59.8	33	12	91t	92.9

### Passing Interceptions (Most)

Rk	Year	G	Att	Cmp	Yds	Pct	TD	Int	Lg	Rtg
1	1943	10	248	93	1290	37.5	11	37	72	30.2
2	1945	10	238	87	1544	36.6	15	36	63t	41.0
3	1947	12	348	167	2446	48.0	23	34	79t	53.8
4t	1942	11	222	73	895	32.9	1	33	51	8.2
4t	1946	11	286	119	1674	41.6	11	33	88t	34.4

### Sacks Allowed, Least - (Since 1960)

Rk	Year	G	Att	Cmp	Yds	Pct	TD	Sk	SkY	Rtg
1	2003	16	588	319	2988	54.3	17	11	64	61.1
2	2002	16	577	277	3168	48.0	19	20	174	57.9
3	1967	14	351	160	1826	45.6	14	24	195	52.5
4	1991	16	499	252	2974	50.5	25	16	110	71.0
5	1965	14	274	170	2083	45.5	14	26	249	46.7
5t	1972	14	305	155	2283	50.8	19	26	149	71.8



# THE RECORDS SECTION

Detroitlions.com  
Media.Detroitlions.com

5t 1987	15	509	275	3150	54.0	16	26	194	62.1	4	1938	11	543	2186	198.7	1081	1105
5t 1994	16	459	250	3085	54.5	24	26	163	80.2	5	1940	11	558	2357	214.3	1323	1034

## Sacks Allowed (Most - Since 1960)

Rk	Year	G	Att	Cmp	Yds	Pct	TD	Sk	Sk/Y
1	1976	14	356	201	2630	56.5	20	67	490
2	2001	16	609	343	3969	56.3	18	66	373
3	1999	16	558	326	4074	58.4	22	64	388
4	2006	16	596	372	4208	62.4	21	63	388
5	1984	16	531	298	3787	56.1	19	61	486

## Offensive Plays (Defense, Least)

Rk	Year	G	Plv	Yds	Yds/G	Rush	Pass
1	1938	11	543	2186	198.7	1081	1105
2	1937	11	552	2133	193.9	1329	804
3	1940	11	558	2357	214.3	1323	1034
4	1945	10	583	2527	252.7	912	1615
5	1982	9	591	2722	302.4	854	1868

## Passing Rating

Rk	Year	G	Att	Cmp	Yds	Pct	TD	Int	Lg	Rtg
1	1995	16	605	362	4510	59.8	33	12	91t	92.9
2	1976	14	356	201	2630	56.5	20	12	74t	84.6
3	1970	14	294	167	2121	56.8	19	12	58	84.0
4	1989	16	628	328	4074	58.4	22	14	77t	83.9
5	2010	16	633	383	3810	60.5	26	16	87t	82.0

## First Downs (Defense, Least; Since 1950)

Rk	Year	G	FD	Rush	Pass	Pen
1	1982	9	162	54	96	12
2	1962	14	180	62	105	13
3	1956	12	181	81	84	16
4	1969	14	182	64	101	17
5	1970	14	186	61	112	13

## Total Points

Rk	Year	G	TD	Ru	Pa	Int	PR	KR	FR	FGR	FG	FB	PAT	FG	S	2pt	Pts
1	1995	16	50	16	33	3	0	0	0	1	0	0	48	28	1	1	436
2	1981	16	46	26	18	1	0	0	0	0	0	0	46	25	0	0	397
3	1997	16	43	19	3	0	0	0	0	0	0	0	39	26	1	1	379
4	1990	16	46	19	24	1	0	0	2	0	0	0	46	17	0	0	373
5	2010	16	41	11	26	2	0	1	1	0	0	0	35	25	1	2	362

## Interceptions

Rk	Year	G	Int	Yds	Av	TD
1	1953	12	38	663	17.4	2
2	1934	13	33	-	-	2
3	1949	12	32	656	20.5	2
3	1952	12	32	477	14.9	1
5	1950	12	31	480	15.5	3

## Total Touchdowns

Rk	Year	G	TD	Ru	Pa	Int	PR	KR	FR	FGR	FG	FB	PAT	FG	S	2pt	Pts
1	1995	16	50	16	33	3	0	0	0	1	0	0	48	28	1	1	436
2	1981	16	46	26	18	1	0	0	0	0	0	0	46	25	0	0	397
3	1997	16	46	19	24	1	0	0	2	0	0	0	46	17	0	0	373
4	1951	12	44	11	29	0	4	0	0	0	0	0	43	9	1	0	336
5	1950	12	43	14	22	3	1	0	3	0	0	0	39	8	0	0	321

## Interception Yards (Since 1940)

Rk	Year	G	Int	Yds	Av	TD
1	1953	12	38	663	17.4	2
2	1949	12	32	656	20.5	2
3	1973	14	22	522	23.7	1
4	1950	12	31	480	15.5	3
5	1952	12	32	477	14.9	2

## Total Yards

Rk	Year	G	Yds	Ply	Yds/G	Rush	Pass
1	1995	16	50	6113	382.1	1753	4360
2	1981	16	1076	5933	370.8	2795	3138
3	1997	16	1028	5798	362.4	2464	3334
4	1980	16	1040	5540	346.3	2599	2941
5	2010	16	1064	5463	338.9	1613	3810

## Sacks (Since 1963)

Rk	Year	G	Att	Cmp	Yds	Pct	TD	Int	Sk	Sk/Y	Sk/PP	Rtg
1	1978	16	350	191	2299	54.6	19	22	55	482	13.58	72.6
2	1964	14	406	226	2424	55.7	14	22	50	482	10.96	67.2
2	1999	16	574	359	3760	62.5	21	16	50	340	8.01	84.5
4	1965	14	344	190	2097	55.2	21	26	49	411	12.47	67.3
5	1981	16	475	281	2223	54.9	22	24	47	373	9.00	73.8

## Offensive Plays (Since 1941)

Rk	Year	G	Plv	Yds	Yds/G	Rush	Pass
1	1981	16	1076	5933	370.8	2795	3138
2	2010	16	1064	5463	338.9	1613	3810
3	1983	16	1061	5136	321.0	2181	2955
4	1980	16	1040	5540	346.3	2599	2941
5	1984	16	1038	5318	332.4	2017	3301

## First Downs, Total (Since 1950)

Rk	Year	G	FD	Rush	Pass	Pen
1	1995	16	349	91	230	28
2	1981	16	340	167	150	23
3	1996	16	317	105	180	22
4	1983	16	315	136	156	23
5	1980	16	308	143	143	22

## First Downs, Rushing (Since 1950)

Rk	Year	G	FD	Rush	Pass	Pen
1	1981	16	340	167	150	23
2	1980	16	308	143	143	22
3	1983	16	315	136	156	23
4	1971	14	269	131	104	34
5	1976	14	259	123	120	16

## First Downs, Passing (Since 1950)

Rk	Year	G	FD	Rush	Pass	Pen
1	1995	16	349	91	230	28
2	2006	16	290	53	208	29
3	2007	16	303	73	203	27
4	2010	16	304	83	199	22
5	2001	16	289	74	184	31

## First Downs, Penalty (Since 1950)

Rk	Year	G	FD	Rush	Pass	Pen
1	2005	16	258	69	151	38
2	1971	14	269	131	104	34
3	1987	15	270	81	156	33
4	1996	16	317	105	180	32
5	1986	16	287	100	156	31

## Points (Defense, Least)

Rk	Year	G	TD	Ru	Pa	Ret	PAT	FG	S	2pt	Pts
1	1934	13	2	5	-	-	-	-	-	-	59
2	1936	12	11	3	6	2	9	7	0	0	102
3	1937	11	-	8	4	-	-	-	-	-	105
4	1938	11	-	6	9	-	-	-	-	-	108
5	1935	12	13	3	8	2	9	7	1	0	111

## Total Yards (Defense, Least)

Rk	Year	G	Yds	Ply	Yds/G	Rush	Pass
1	1934	13	624	1909	146.8	1231	678
2	1935	12	624	1970	164.2	1039	931
3	1937	11	552	2133	193.9	1329	804

## Penalties (Since 1950, Most)

Rk	Year	G	Pen	PenY
1	1984	16	138	1165
2	2010	16	136	1018
3	1995	16	134	1032
4	1978	16	125	1003
5	1992	16	122	903

## Penalty Yards (since 1950, Most)

Rk	Year	G	Pen	PenY
1	1984	16	138	1165
2	2001	16	116	1081
3	1995	16	134	1032
4	1998	16	121	1019
5	2010	16	136	1018

## Penalties (Since 1950, Least)

Rk	Year	G	Pen	PenY
1	1972	14	48	417
2	1955	12	51	526
3	1953	12	52	427
3	1958	12	52	513
5	1970	14	58	659

## Penalty Yards (Since 1950, Least)

Rk	Year	G	Pen	PenY
1	1972	14	48	417
2	1953	12	52	427
3	1959	12	65	496
4	1958	12	52	513
5	1955	12	51	526

## SINGLE GAME

### Rushing Attempts

Rk	Opp	Att	Date
1	at Pitt	57	11/9/52
2	vs. Atl	57	10/3/71
3	at GB	56	10/6/57
3	vs. GB	56	10/28/73
5	at GB	54	11/20/83
5	at GB	54	11/12/86

### Rushing Yards

Rk	Opp	Yds	Date
1	vs. Pitt	426	11/4/34
2	vs. NYJ	377	11/23/50
3	at LARm	330	9/7/80
4	at Pitt	321	11/9/52
5	vs. NO	306	9/25/77





# THE RECORDS SECTION

Detroitlions.com  
Media.Detroitlions.com

## Passing Attempts

Rk	Opp	Att	Date
1	at Arz	62	11/18/01
2	Chi	57	10/9/88
3	Min	56	9/16/07
4	at GB	55	9/14/03
5t	at SF	54	10/24/54
5t	at GB	54	10/3/10

## Passing Completions

Rk	Opp	Cmp	Date
1	at Arz	36	11/18/01
2	vs. Min	35	9/16/07
3t	at Cle	33	9/28/86
3t	vs. GB	33	10/25/87
3t	at Ten	33	12/05

## Passing Yards (Net)

Rk	Opp	Yds	Date
1	vs. Arz	429	11/18/01
2	vs. Cle	416	11/22/09
3	vs. Min	395	11/23/95
4	at Phi	383	9/23/07
5	vs. Pit	375	9/17/53

## Points

Rk	Opp	Pts	PA	Date
1	Cle	59	14	12/29/57*
2	Chi	55	20	11/27/97
3	GB	52	35	11/22/51
4	at GB	52	17	10/26/52
5	NYV	49	14	11/23/50

## Total Touchdowns

Rk	Opp	TdH	Date
1t	vs. NYV	7	11/23/50
1t	vs. GB	7	11/22/51
1t	at GB	7	10/26/52
1t	vs. Chi	7	11/27/97
5t	vs. Min	6	12/9/78
5t	vs. Pit	6	11/24/83
5t	vs. Arz	6	9/7/03

## Total Yards

Rk	Opp	Yds	Ru	Pa	Date
1	vs. NYV	582	377	205	11/23/50
2	vs. GB	539	186	353	11/22/84
3	at Bal	538	193	345	12/4/50
4	vs. Min	534	139	395	11/23/95
5	at Dal	517	226	291	12/13/52

## Offensive Plays

Rk	Opp	Plly	Ru	Pa	Date
1	at GB	92	54	38	11/23/50*
2	at ChiB	91	47	44	11/22/53
3	vs. Phi	86	38	48	11/4/84*
4	at Arz	85	23	62	11/18/01
5t	vs. Bos	83	38	45	10/9/48
5t	vs. Cle	83	-	-	11/2/52

## First Downs

Rk	Opp	FD	Ru	Pa	Pn	Date
1	vs. GB	33	18	15	0	11/22/84
2	vs. Was	30	17	11	2	9/30/51
3t	vs. Cle	29	15	14	0	9/24/67
3t	vs. SD	29	15	13	1	10/22/78
3t	vs. Min	29	11	16	2	12/12/81
3t	vs. Min	29	5	21	3	9/16/07

## First Downs, Rushing

Rk	Opp	FD	Date
1t	vs. Was	18	9/30/51
1t	at LARm	18	9/7/80
1t	vs. GB	18	11/22/84

## Most First Downs, Passing

Rk	Opp	FD	Date
1	at Arz	22	11/18/01
2	vs. Min	21	9/16/07
3t	vs. Cle	20	11/22/09
3t	vs. Min	20	11/23/95
5t	MR: vs. GB	19	10/25/87

## First Downs, Penalty

Rk	Opp	FD	Date
1	Bal	8	10/9/05
2t	at SF	6	10/23/77
2t	Dal	6	11/8/87
2t	NYJ	6	11/7/10
5t	MR: vs. Min	5	9/21/03

## First Downs, Combined Both Teams

Rk	Opp	FD	Det	Opp	Date
1	at SF	54	25	29	12/14/98
2t	at Arz	53	30	23	11/18/01
2t	at Was	53	27	26	10/22/95
4t	at Min	51	28	23	10/14/01
4t	at SD	51	21	30	9/30/84
4t	vs. Was	51	12	39	11/4/90*

## Total Yards (Defense)

Rk	Opp	Yds	Ru	Pa	Date
1	at ChiC	14	-	-	9/15/40

2	at Chi	24	44	-20	11/22/81
3	vs. Min	60	18	42	11/24/88
4	vs. SF	61	71	-10	10/6/63
5	at GB	63	60	3	10/28/73

## Total Yards Allowed (Defense)

Rk	Opp	Yds	Ru	Pa	Date
1	vs. Was	676	194	482	11/4/90*
2	vs. KC	566	310	256	10/14/90
3	vs. SF	565	172	393	12/19/93
4t	vs. Dal	554	102	452	9/15/95
4t	at Phi	554	173	381	9/23/07

## Rushing Yards (Defense)

Rk	Opp	Yds	Date
1	at Pit	-3	11/9/52
2	at Ind	4	9/23/91
3	vs. Atl	21	9/5/93
4	at LA	22	11/4/62
5	vs. Pit	25	12/9/56

## Passing Yards (Defense)

Rk	Opp	Yds	Date
1	at TB	-31	9/9/78
2	at Chi	-20	11/22/81
3	vs. SF	-10	10/6/63
4	at GB	-2	11/7/65
5	at GB	0	11/1/71

## Sacks

Rk	Opp	Sk	SkY	Game
1t	GB	11	102	11/22/62
1t	at GB	11	109	11/7/65
1t	at Phi	11	69	11/16/86
4	at Atl	10	66	12/8/68
5	at GB	9	69	12/12/82

## Sack Yards

Rk	Opp	Yds	Date	
1	at GB	11	109	11/7/65
2	GB	11	102	11/22/62
3	at Min	9	96	10/11/64
4	at TB	7	94	9/9/78
5	at NYG	8	88	12/10/67

## Fumbles

Rk	Opp	Fum	Date
1	vs. Min	10	12/17/67
2t	vs. ChiC	8	9/15/40
2t	at GB	8	12/6/92
4t	at Min	7	11/9/80
4t	at Cin	7	12/11/83

## Fumbles Lost

Rk	Opp	No.	Date
1	at Min	6	11/24/63
2t	MR: vs. Min	5	12/17/67

## Passing Interceptions

Rk	Opp	Int	Date
1	vs. GB	9	10/24/43
2t	vs. Cle	7	9/23/01
2t	vs. ChiB	7	11/22/42
2t	at Cle	7	11/26/44
2t	vs. Den	7	10/7/84
5	vs. ChiB	6	9/26/54

## Total Turnovers

Rk	Opp	No(Int/Fum)	Date
1	vs. ChiB	12	11/22/42
2t	vs. GB	10 (9/1)	10/24/43
2t	vs. Den	10 (7/3)	10/7/84

## Total Takeaways

Rk	Opp	TA	Int	Fum	Date
1	vs. Min	10	5	5	12/9/62
2t	vs. Was	9	2	2	10/3/65
2t	at Sea	8	6	2	10/24/76
4	vs. SF	7	3	4	10/8/78

## Fumbles Recovered

Rk	Opp	FR	Date
1t	vs. Cle	6	9/29/40
1t	vs. GB	6	11/27/52

## Interceptions

Rk	Opp	Int	Date
1	vs. Chi	8	9/22/68
2t	at GB	7	9/17/50
2t	at LA	7	10/26/58

## Interception Yards

Rk	Opp	Yds	Int	Date
1	at Chi	192	5	11/18/73
2	vs. SF	142	6	11/4/73
3	at Cle	140	6	10/18/70
4	at LARm	130	7	10/26/58
5	at ChiC	128	5	10/23/49

\*Overtime; # Strike/shortened season; MR: several times, most recent



## OPPONENTS RECORDS

### INDIVIDUAL RECORDS

#### Rushing Attempts

Rk	Player	Att	Opp	Date
1	Cedric Benson	36	at Cin	12/6/09
2	Clinton Portis	34	Was	11/7/04
3	Steve Van Buren	33	Phi	10/3/49
3	Chuck Foreman	33	Min	12/17/77
3	Lamar Smith	33	Sea	11/17/96

#### Rushing Yards

Rk	Player	Yds	Opp	Date
1	O.J. Simpson	273	Buf	11/25/76
2	Barry Word	200	at KC	10/14/90
3	Eric Dickerson	199	at LARm	10/2/83
4	Garrison Hearst	198	at SF	12/14/98
5	Rick Casares	190	at Chi	12/16/56

#### Rushing Touchdowns

Rk	Player	TD	Opp	Date
1	John Roland	3	at StL	10/1/67
1	Clinton Jones	3	at Min	11/15/70
1	Ed Podolak	3	KC	11/25/71
1	Kevin Long	3	at NYJ	9/16/79
1	Eric Dickerson	3	at LARm	10/2/83
1	Vince Evans	3	at Was	10/23/83
1	George Wonsley	3	at Was	11/11/84
1	Reggie Cobb	3	at TB	11/10/91
1	John Riggins	3	at Was	10/13/85
1	Bernie Parmalee	3	at Mia	12/25/94
1	Jamal Anderson	3	AtL	10/6/96
1	Priest Holmes	3	at KC	12/14/03
1	Jerome Bettis	3	at Pit	11/1/06
1	Corey Dillon	3	at NE	12/3/06
1	Artose Pinner	3	Min	12/10/06
1	Maurice Jones-Drew	3	Jax	11/9/08
1	LeSean McCoy	3	Phi	9/19/10

#### Longest Rush

Rk	Player	Yds	Opp	Date
1	Corey Dillon	96t	Cin	10/28/01
2	Ahman Green	83t	at GB	9/9/01
3	Elmer Angman	82t	at ChiC	10/23/49
3	Tom Wilson	82t	LARm	10/12/58
4	Adrian Peterson	80t	at Min	9/26/10

#### Passing Attempts

Rk	Player	Att	Opp	Date
1	Chris Miller	66	at Atl	12/24/89
2	Don Majkowski	60	GB	11/12/89
3	Brad Johnson	54	at TB	12/9/01
3	Brian Griese	54	Chi	0/30/07

#### Passing Completions

Rk	Player	Cmp	Opp	Date
1	Matt Hasselbeck	39	at Sea	11/8/09
2	Chris Miller	37	at Atl	12/24/89
2	Jeff Garcia	37	TB	10/21/07
4	Don Majkowski	35	GB	11/12/89
4	Tony Romo	35	Dal	12/9/07

#### Passing Yards

Rk	Player	Yds	Opp	Date
1	Daunte Culpepper	404	Min	12/19/04
2	Sonny Jurgensen	403	Phi	12/17/61
3	Boomer Esiason	399	at Cin	11/19/89
4	Warren Moon	398	Hou	10/5/86
5	Wade Wilson	391	at Min	11/6/88

#### Passing Touchdowns

Rk	Player	TD	Opp	Date
1	Peyton Manning	6	Ind	11/25/04
1	Drew Brees	6	at NO	9/13/09
3	Nom Van Brocklin	5	at LARm	10/29/50
3	Dave Krieg	5	at Sea	12/2/84

#### Longest Pass

Rk	Player	Yds	Opp	Date	Receiver
1	Bill Wade	98t	Chi	10/8/61	John Farrington

#### Receptions

Rk	Player	Rec	Opp	Date
1	Steve Largent	15	Sea	10/18/87
1	Jason Witten	15	Dal	12/9/07
3	Ralph Heywood	14	NYB	12/4/49
3	Andre Rison	14	Atl	9/4/84
5	Art Monk	13	Was	11/4/90
5	Earnest Graham	13	TB	10/21/07

#### Receiving Yards

Rk	Player	Yds	Opp	Date
1	Jim Benton	303	Cle	11/22/45
2	Steve Largent	261	Sea	10/18/87
3	Kevin Curtis	221	at Phi	9/23/07
4	Anquan Boldin	217	Arz	9/7/03
5	Sammy White	210	at Min	11/7/76

#### Receiving Touchdowns

Rk	Player	TD	Opp	Date
1	Don Hutson	4	at GB	10/7/45

1	Paul Warfield	4	at Mia	12/15/73
3	MR: Kevin Curtis	3	at Phi	9/23/07

#### Interceptions

Rk	Player	Int	Opp	Date
1	Sammy Baugh	4	at Was	11/14/43
1	Bobby Dillon	4	GB	11/26/53
3	MR: Brian Williams	3	at Min	11/23/03

#### Points

Rk	Player	Pts	Opp	Date
1	Don Hutson	31	at GB	10/7/45
2	Paul Warfield	24	at Mia	12/15/73
3	LeSean McCoy	18	Phi	9/19/10

#### Punts

Rk	Player	Pnt	Opp	Date
1	Carl Kinscherf	14	NYG	11/7/43
2	Beryl Clark	12	at ChiC	9/15/40
3	Bob Parsons	11	at Chi	11/22/81

#### Punt Returns

Rk	Player	PR	Opp	Date
1	Cleotha Montgomery	9	LARd	12/10/84
1	Steve Smith	9	at Car	9/15/02
3	Joe Arenas	8	SF	10/16/55
3	Hugh McElhenry	8	at SF	11/2/58
3	Leon Johnson	8	SD	12/7/03

#### Kickoff Returns

Rk	Player	KR	Opp	Date
1	Qadry Ismail	8	Min	11/23/95
2	Abe Woodson	7	SF	9/23/62
2	Vic Washington	7	SF	11/4/73
2	Robert Smith	7	Min	12/17/94
2	Tyrone Hughes	7	at Chi	9/14/97
2	Chris Carr	7	at Oak	9/9/07
2	Devin Hester	7	Chi	9/30/07
2	Jordy Nelson	7	at GB	10/3/10

#### Sacks

Rk	Player	Sk	Opp	Date
1	Rickey Jackson	4	NO	9/18/88
1	Wayne Martin	4	at NO	9/21/97
1	Marcus Jones	4	at TB	10/19/00

#### Field Goals

Rk	Player	FG	Opp	Date
1	Bob Waterfield	5	at LARm	12/9/51
1	Roger LeClerc	5	at Chi	12/3/61
1	Jan Stenerud	5	Min	9/23/84
1	Gary Anderson	5	at Min	9/20/98
1	Jay Feely	5	at Atl	12/22/02

#### 50+-Yard Field Goals

Rk	Player	FG	Opp	Date
1	Jan Stenerud	2	Min	9/23/84
1	Paul McFadden	2	Phi	11/4/84
1	Paul Edinger	2	Chi	12/24/00

#### Longest Field Goal

Rk	Player	Yds	Opp	Date
1	Tom Dempsey	63*	at NO	11/8/70

#### Fumbles Recovered

Rk	Player	FR	Opp	Date
1	Corwin Clatt	3	ChiC	11/6/49

### TEAM RECORDS

#### Rushing Attempts

Rk	Team	Att	Date
1	at Pit	60	9/16/73
2	GB	55	9/3/78
3	at SF	54	10/20/91
4	at LARm	53	10/27/57
4	At SD	53	12/16/07

#### Most Rushing Yards

Rk	Team	Yds	Date
1	at GB	366	10/26/47
2	at SF	328	12/14/98
3	Bal	316	10/19/58
4	at KC	310	10/14/90
5	at Chi	309	12/16/56

#### Rushing Touchdowns

Rk	Team	TD	Date
1	at Chi	7	10/19/41
2	SF	6	10/1/61

#### Passing Attempts

Rk	Team	Att	Date
1	at Atl	66	12/24/89
2	Was	63	11/4/90
3	Dal	62	9/15/85
4	GB	60	11/12/89
5	at GB	52	12/12/82



5t	GB	52	12/4/88
5t	Chi	52	9/30/07
5t	Sea	52	11/8/09

## Passing Completions

Rk	Team	Cmp	Date
1	Was	43	11/4/90
2t	Sea	40	11/8/09
2t	Dal	40	9/15/85
4t	at Atl	37	12/24/89
4t	TB	37	10/21/07

## Passing Yards

Rk	Team	Yds	Date
1	Was	482	11/4/90
2	Dal	452	9/15/85
3	at Cin	447	11/19/89
3	at ChiC	430	9/28/47
5	at LARm	429	10/29/50

## Passing Touchdowns

Rk	Team	TD	Date
1t	at NO	6	9/13/09
1t	at GB	6	10/7/45
1t	at LARm	6	10/29/50
1t	Ind	6	11/25/04
4t	at Bal	5	10/16/66
4t	at Sea	5	12/2/84

## Interceptions

Rk	Team	Int	Date
1	GB	9	10/24/43
2t	Chi	7	11/22/42
2t	at Cle	7	11/26/44
2t	Den	7	10/7/84
2t	at Cle	7	9/23/01
5	Chi	6	9/26/54

## Points

Rk	Team	Pts	Date
1	at LARm	57	10/29/50
2	at Dal	55	9/15/88
3	at GB^	55	10/7/45
4t	at ChiC	56	11/7/48
4t	at Phi	56	9/23/06
^	at Milwaukee		

## Total Touchdowns

Rk	Team	TD	Date
1	at LARm	9	10/29/50

## Punts

Rk	Team	Punts	Date
1	at ChiC	16	9/15/40
2	at Chi	11	11/22/81

## Sacks

Rk	Team	Sk	Date
1	Chi	12	12/16/84
2	Dal	11	10/6/75
3	at Phi	10	9/23/07
4t	at Min	8	9/25/83
4t	Phi	8	11/4/84
4t	LARd	8	12/10/84
4t	at Min	8	10/8/89
4t	Min	8	10/22/89

## Total Yards (Offense)

Rk	Team	Yds	Date
1	Was	676	11/4/90
2	at KC	566	10/14/90
3	SF	565	12/19/93
4t	Dal	554	9/14/86
4t	at Phi	554	9/23/07

## Total Yards (Defense)

Rk	Team	Yds	Date
1	at ChiC	16	10/17/43
2	Min	60	11/24/88

## Rushing Yards (Defense)

Rk	Team	Yds	Date
1	at ChiC	-53	10/17/43
2	at ChiC	-10	9/15/40
3	GB	17	10/25/87
4	Min	18	11/24/88

## Passing Yards (Defense)

Rk	Team	Yds	Date
1	Min	0	10/10/37
2	at Min	21	11/6/88
3	at Chi	38	11/10/85
4	Min	39	9/22/74
5	Min	42	11/24/88

## Turnovers (Takeaways)

Rk	Team	TA	Date
1	Chi	12*	11/22/42

## Total 1st Downs (Defense)

Rk	Team	FD	Date
1	Phi	0	9/20/35

\* NFL Record; MR: several players, most recent

# POSTSEASON HISTORY

## POSTSEASON SUMMARIES

### 1935 NFL CHAMPIONSHIP GAME

University of Detroit Stadium; December 15, 1935; Att: 15,000									
New York Giants	10	20	30	40	OT	Final	7		
Detroit Lions	0	7	0	0			26		
	13	0	0	13					

### 1952 NFL PLAYOFF GAME

Briggs (Tiger) Stadium; December 21, 1952; Att: 47,645									
Los Angeles Rams	10	20	30	40	OT	Final	21		
Detroit Lions	0	7	0	14			31		
	7	7	10	7					

### 1952 NFL CHAMPIONSHIP GAME

Municipal Stadium; December 28, 1952; Att: 50,934									
Detroit Lions	10	20	30	40	OT	Final	17		
Cleveland Browns	0	7	7	3			17		
	0	0	7	0					

### 1953 NFL CHAMPIONSHIP GAME

Briggs (Tiger) Stadium; December 27, 1953; Att: 54,577									
Cleveland Browns	10	20	30	40	OT	Final	16		
Detroit Lions	0	3	0	6			17		
	7	3	0	7					

### 1954 NFL CHAMPIONSHIP GAME

Municipal Stadium; December 26, 1954; Att: 43,827									
Detroit Lions	10	20	30	40	OT	Final	10		
Cleveland Browns	3	7	0	0			56		
	14	21	14	7					

### 1957 NFL PLAYOFF GAME

Kezar Stadium; December 22, 1957; Att: 60,118									
Detroit Lions	10	20	30	40	OT	Final	31		
San Francisco 49ers	0	7	14	10			27		
	14	10	3	0					

### 1957 NFL CHAMPIONSHIP GAME

Briggs (Tiger) Stadium; December 29, 1957; Att: 55,263									
Cleveland Browns	10	20	30	40	OT	Final	14		
Detroit Lions	0	7	7	0			59		
	17	14	14	14					

### 1970 NFC DIVISIONAL PLAYOFF GAME

Cotton Bowl; December 26, 1970; Att: 73,167									
Detroit Lions	0	0	30	40	OT	Final	0		
Dallas Cowboys	0	0	0	0			5		
	3	0	0	2					

### 1982 NFC FIRST-ROUND PLAYOFF GAME

RFK Stadium; January 8, 1983; Att: 55,045									
Detroit Lions	10	20	30	40	OT	Final	7		
Washington Redskins	0	0	7	0			31		
	10	14	7	0					

### 1983 NFC DIVISIONAL PLAYOFF GAME

Candlestick Park; December 31, 1983; Att: 60,970									
Detroit Lions	10	20	30	40	OT	Final	23		
San Francisco 49ers	0	6	0	14			24		
	7	7	3	7					

### 1991 NFC DIVISIONAL PLAYOFF GAME

Pontiac Silverdome; January 5, 1992; Att: 78,290									
Dallas Cowboys	10	20	30	40	OT	Final	6		
Detroit Lions	3	3	14	7			38		
	7	10	14	7					

### 1991 NFC CHAMPIONSHIP GAME

RFK Stadium; January 12, 1992; Att: 55,585									
Detroit Lions	10	20	30	40	OT	Final	10		
Washington Redskins	0	10	0	0			41		
	10	7	10	14					

### 1993 NFC FIRST-ROUND PLAYOFF GAME

Pontiac Silverdome; January 8, 1994; Att: 68,479									
Green Bay Packers	10	20	30	40	OT	Final	28		
Detroit Lions	0	7	14	7			24		
	3	7	7	7					

### 1994 NFC FIRST-ROUND PLAYOFF GAME

Lambeau Field; December 31, 1994; Att: 58,125									
Detroit Lions	10	20	30	40	OT	Final	12		
Green Bay Packers	0	0	3	9			16		
	7	3	3	3					

### 1995 NFC FIRST-ROUND PLAYOFF GAME

Veterans Stadium; December 30, 1995; Att: 66,492									
Detroit Lions	10	20	30	40	OT	Final	37		
Philadelphia Eagles	7	0	14	16			58		
	7	31	13	7					

### 1997 NFC FIRST-ROUND PLAYOFF GAME

Houlihan's Stadium; December 28, 1997; Att: 73,361									
Detroit Lions	10	20	30	40	OT	Final	10		
Tampa Bay Buccaneers	0	0	3	7			20		
	3	10	7	0					

### 1999 NFC FIRST-ROUND PLAYOFF GAME

FedEx Field; January 8, 2000; Att: 79,411									
Detroit Lions	10	20	30	40	OT	Final	13		
Washington Redskins	0	0	0	13			27		
	14	13	0	0					

Overall Record: 7-10; Home: 5-1; Away: 2-9



## SINGLE-GAME RECORDS

### Rushing Attempts

Rk	Player	Att	Opp	Date
1	Barry Sanders	27	GB	1/8/94
2	Billy Sims	20	at SF	12/31/83
3	Barry Sanders	18	TB	12/28/97
4	Bob Hoernshemeyer	17	Cle	12/27/53
5	Barry Sanders	13	at GB	12/31/97

### Rushing Yards Gained

Rk	Player	Yds	Opp	Date
1	Barry Sanders	169	GB	1/8/94
2	Billy Sims	114	at SF	12/31/83
3	Doak Walker	97	at Cle	12/28/52
4	Thomas Tracy	86	at SF	12/22/57
5	Barry Sanders	69	Dal	1/5/92

### Rushing Touchdowns

Rk	Player	TD	Opp	Date
1	Pat Harder	2	LARm	12/21/52
1	Thomas Tracy	2	at SF	12/22/57
1	Billy Sims	2	SF	12/31/83

### Longest Rush

Rk	Player	Yds	Opp	Date
1	Doak Walker	67t	at Cle	12/28/52
2	Thomas Tracy	58t	at SF	12/22/57
3	Billy Sims	56	at SF	12/31/83
4	Barry Sanders	47t	Dal	1/5/92
5	Barry Sanders	44	GB	1/8/94

### Passing Attempts

Rk	Player	Att	Opp	Date
1	Gus Frerotte	46	at Was	1/8/00
2	Bobby Layne	42	at Cle	12/26/54
3	Erik Kramer	38	Dal	1/5/92
3	Gary Danielson	38	at SF	12/31/83
3	Eric Hipple	38	at Was	1/8/83

### Passing Completions

Rk	Player	Cmp	Opp	Date
1	Erik Kramer	29	Dal	1/5/92
3	Gary Danielson	24	at SF	12/31/83
3	Eric Hipple	22	at Was	1/8/83
4	Erik Kramer	22	GB	1/8/94
5	Gus Frerotte	21	at Was	1/8/00
5	Erik Kramer	21	at Was	1/12/92

### Passing Yards

Rk	Player	Yds	Opp	Date
1	Erik Kramer	341	Dal	1/5/92
2	Eric Hipple	298	at Was	1/8/83
3	Tobin Rote	280	Cle	12/29/57
4	Gus Frerotte	251	at Was	1/8/00
5	Erik Kramer	249	at Was	1/12/92

### Passing Touchdowns

Rk	Player	TD	Opp	Game
1	Tobin Rote	4	Cle	12/29/57
2	Don Majkowski	3	at Phi	12/30/95
2	Erik Kramer	3	Dal	1/5/92
4	Seven others, MR			
4	Gus Frerotte	1	at Was	1/8/00

### Passing Interceptions

Rk	Player	Int	Opp	Date
1	Bobby Layne	6	at Cle	12/26/54
2	Gary Danielson	7	at SF	12/31/83
3	Scott Mitchell	4	at Cle	12/30/95
3	Bobby Layne	4	at Cle	12/28/52
5	Gus Frerotte	2	at Was	1/8/00
5	Don Majkowski	2	at Phi	12/30/95
5	Erik Kramer	2	GB	1/8/94
5	Eric Hipple	2	at Was	1/8/83
5	Bobby Layne	2	Cle	12/27/53

### Longest Pass

Rk	Player	Yds	Opp	Date	Receiver
1	Tobin Rote	78t	Cle	12/29/57	Jim Doran
2	Don Majkowski	68t	at Phi	12/30/95	Herman Moore
3	Gus Frerotte	58	at Was	1/8/00	Herman Moore
3	Bobby Layne	51	LARm	12/21/52	Doak Walker
4	Eric Hipple	48	at Was	1/8/83	Leonard Thompson
5	Dave Krieg	46	at GB	12/31/94	Brett Perriman

### Receptions

Rk	Player	Rec	Opp	Date
1	Brett Perriman	10	GB	1/8/94
2	Steve Junker	8	at SF	12/22/57
2	Willie Green	8	vs Dal	1/5/92
4	Johmie Morton	7	at Phi	12/28/97
4	Herman Moore	7	at Phi	12/30/95
4	Aubrey Matthews	7	at Phi	12/30/95
4	Leonard Thompson	7	at Was	1/8/83

### Receiving Yards

Rk	Player	Yds	Opp	Date
1	Brett Perriman	150	GB	1/8/94
1	Leonard Thompson	150	at Was	1/8/83
3	Herman Moore	133	at Phi	12/30/95
4	Willie Green	115	Dal	1/5/92
5	Steve Junker	109	Cle	12/29/57

### Receiving Touchdowns

Rk	Player	TD	Opp	Date
1	Steve Junker	2	Cle	12/29/57
1	Willie Green	2	Dal	1/5/92
1	David Sloan	2	at Phi	12/30/95

### Longest Reception

Rk	Player	Yds	Opp	Date	Passer
1	Jim Doran	78t	Cle	12/29/57	Tobin Rote
2	Herman Moore	68t	at Phi	12/30/95	Don Majkowski
3	Herman Moore	58	at Was	1/8/00	Gus Frerotte
3	Doak Walker	51	LARm	12/21/52	Bobby Layne
4	Leonard Thompson	48	at Was	1/8/83	Eric Hipple
5	Brett Perriman	46	at GB	12/31/94	Dave Krieg

### Interceptions

Rk	Player	Int	Opp	Date
1	16 times, MR			
1	Stephen Boyd	1	at Was	1/8/00
1	Corwin Brown	1	at Was	1/8/00

### Longest Interception

Rk	Player	Yds	Opp	Date
1	Melvin Jenkins	41t	Dal	1/5/92
2	Mike Weger	31	at Dal	12/26/70
3	Bobby Watkins	24	at SF	12/31/83
4	Joe Schmidt	16	at SF	12/22/57
5	Melvin Jenkins	15t	GB	1/8/94

### Points

Rk	Player	Pts	Opp	Date
1	Pat Harder	19	LARm	12/21/52
2	David Sloan	12	at Phi	12/30/95
2	Willie Green	12	Dal	1/5/92
2	Billy Sims	12	at SF	12/31/83
2	Steve Junker	12	Cle	12/29/57
2	Thomas Tracy	12	at SF	12/22/57
7	Eddie Murray	11	at SF	12/31/83
7	James Martin	11	Cle	12/29/57
7	Doak Walker	11	Cle	12/27/53

### Total Touchdowns

Rk	Player	TD	Opp	Date
1	David Sloan	2	at Phi	12/30/95
1	Willie Green	2	Dal	1/5/92
1	Billy Sims	2	at SF	12/31/83
1	Steve Junker	2	vs Cle	12/29/57
1	Thomas Tracy	2	at SF	12/21/57
1	Pat Harder	2	LARm	12/21/52
2	MR: Ron Rice	1	at Was	1/8/00
2	Ron Rivers	1	at Was	1/8/00

### Field Goals

Rk	Player	FG	Opp	Date
1	Eddie Murray	3	at SF	12/31/83

### Longest Field Goal

Rk	Player	FG	Opp	Date
1	Eddie Murray	56	at SF	12/31/83
2	Jason Hanson	47	GB	1/8/94
3	Pat Harder	43	LARm	12/21/52
4	Jason Hanson	38	at GB	1/31/94

### Punts

Rk	Player	Pnt	Opp	Date
1	Herman Weaver	8	at Dal	12/26/70
1	Greg Montgomery	8	at GB	12/31/94
3	John Jett	7	at Was	1/8/99
4	Robert Smith	6	at Cle	12/28/52
4	Earl Girard	6	at Cle	12/26/54

### Punting Yards

Rk	Player	Yds	Opp	Date
1	Herman Weaver	391	at Dal	12/26/70
2	John Jett	298	at Was	1/8/99
3	Greg Montgomery	292	at GB	12/31/94
4	Earl Girard	248	at Cle	12/26/54
5	Robert Smith	245	at Cle	12/28/52

### Punting (Gross) Average

Rk	Player	Avg	Opp	Date
1	Herman Weaver	48.8	at Dal	12/26/70
2	Jim Arnold	48.3	GB	1/8/94
3	Jim Arnold	47.0	at Was	1/12/92
4	Jim Arnold	46.2	Dal	1/5/92
5	Robert Smith	43.8	LARm	12/21/52

### Longest Punt

Rk	Player	Yds	Opp	Date
1	Yale Lary	73	Cle	12/27/53
2	Herman Weaver	61	at Dal	12/26/70
3	Jim Arnold	58	Dal	1/5/92
4	Mike Black	51	at SF	12/31/83
5	Jim Arnold	50	GB	1/8/94
5	Yale Lary	50	at SF	12/22/57

### Punt Returns

Rk	Player	PR	Opp	Date
1	Lem Barney	5	at Dal	12/26/70
2	Robbie Martin	4	at SF	12/31/83
3	Mel Gray	3	at Was	1/12/92
4	Glyn Milburn	2	at Phi	12/28/97
4	Iheanyu Uwaezuoke	2	at Was	1/8/99



# THE RECORDS SECTION

Detroitlions.com  
Media.Detroitlions.com

4t	Mel Gray	2	Dal	1/5/92
4t	Robbie Martin	2	at Was	1/8/83
4t	Yale Lary	2	at SF	12/22/57

## Punt Return Yards

Rk	Player	Yds	Opp	Date
1	Robbie Martin	30	at SF	12/31/83
2	Mel Gray	26	Dal	1/5/92
3	Mel Gray	22	GB	1/8/94
4	Lem Barney	20	at Dal	12/26/70
5	Mel Gray	17	at GB	12/31/94

## Longest Punt Return

Rk	Player	Yds	Opp	Date
1	Mel Gray	22	GB	1/8/94
2	Mel Gray	17	at GB	12/31/94
3t	Iheanyi Uwaezuoke	13	at Was	1/8/00
3t	Glyn Milburn	13	at Phi	12/28/97
3t	Mel Gray	13	Dal	1/5/92

## Kickoff Returns

Rk	Player	KR	Opp	Date
1	Alvin Hall	6	at Was	1/8/83
1	Ron Rivers	6	at Phi	12/30/95
3t	Ty Talton	5	at Was	1/8/00
3t	Glyn Milburn	5	at Phi	12/28/97
3t	Mel Gray	5	at Was	1/12/92

## Kickoff Return Yards

Rk	Player	Yds	Opp	Date
1	Mel Gray	159	at GB	12/31/94
2	Glyn Milburn	140	at Phi	12/28/97
3	Mel Gray	134	at Was	1/12/92
4	Alvin Hall	123	at Was	1/8/83
5	Ty Talton	114	at Was	1/8/00

## Longest Kickoff Return

Rk	Player	Yds	Opp	Date
1	Mel Gray	69	at GB	12/31/94
2	Mel Gray	55	at Was	1/12/92
3	Glyn Milburn	50	at Phi	12/28/97
4	Ron Rivers	40	at Phi	12/30/95
5	Jack Christiansen	34	LARm	12/21/52

## CAREER

### Rushing Attempts

Rk	Player	Att	Years
1	Barry Sanders	91	1989-98
2	Bob Hoernschemeyer	37	1950-55
3	Bobby Layne	33	1950-58
4	Billy Sims	26	1980-84
5	Doak Walker	23	1950-55

### Rushing Yards

Rk	Player	Yds	Years
1	Barry Sanders	386	1989-98
2	Doak Walker	146	1950-55
3	Bob Hoernschemeyer	123	1950-55
4	Bobby Layne	120	1950-58
5	Billy Sims	114	1980-84

### Rushing Touchdowns

Rk	Player	TD	Years
1t	Billy Sims	2	1980-84
1t	Gene Gedman	2	1953-56-58
1t	Thomas Tracy	2	1952-57
1t	Doak Walker	2	1950-55
1t	Pat Harder	2	1951-53

### Passing Attempts

Rk	Player	Att	Years
1	Erik Kramer	102	1991-93
2	Bobby Layne	97	1950-58
3	Scott Mitchell	54	1994-98
4	Tobin Rote	49	1957-59
5	Gus Frerotte	46	1999

### Passing Completions

Rk	Player	Cmp	Years
1	Erik Kramer	72	1991-93
2	Bobby Layne	46	1950-58
3	Tobin Rote	28	1957-59
4	Gary Danielson	24	1976-84
5	Scott Mitchell	23	1994-98

### Passing Yards

Rk	Player	Yds	Years
1	Erik Kramer	838	1991-93
2	Bobby Layne	568	1950-58
3	Tobin Rote	494	1957-59
4	Eric Hipple	298	1980-89
5	Gus Frerotte	251	1999

### Passing Touchdowns

Rk	Player	TD	Years
1t	Tobin Rote	5	1957-59
1t	Erik Kramer	5	1991-93
3	Don Majkowski	3	1995-96

### Passing Interceptions

Rk	Player	Int	Years
1	Bobby Layne	12	1950-58
2t	Scott Mitchell	5	1994-98

2t	Erik Kramer	5	1991-93
2t	Gary Danielson	5	1976-84
5t	Gus Frerotte	2	1999
5t	Don Majkowski	2	1995-96
5t	Eric Hipple	2	1980-89

## Receptions

Rk	Player	Yds	Years
1	Herman Moore	27	1991-01
2	Brett Perriman	25	1991-96
3	Barry Sanders	21	1989-98
4	Willie Green	14	1991-93
5	Leonard Thompson	13	1975-86
5t	Steve Junker	13	1957-59-61

## Receiving Yards

Rk	Player	Yds	Years
1	Herman Moore	474	1991-01
2	Brett Perriman	299	1991-96
3	James Doran	247	1951-59
4	Leonard Thompson	224	1975-86
5	Willie Green	202	1991-93

## Receiving Touchdowns

Rk	Player	TD	Years
1t	Willie Green	3	1991-93
1t	Steve Junker	3	1957-59-61
3t	David Sloan	2	1995-01
3t	Herman Moore	2	1991-01
3t	Brett Perriman	2	1991-96
3t	James Doran	2	1951-59

## Interceptions

Rk	Player	Int	Years
1	Joe Schmidt	3	1953-65
2	Melvin Jenkins	2	1991-93

## Scoring

Rk	Player	Pts	Years
1t	Eddie Murray	24	1980-91
1t	Pat Harder	24	1951-53
2	Doak Walker	21	1950-55
4t	Jason Hanson	18	1992-
4t	Willie Green	18	1991-93
4t	Steve Junker	18	1957-59-61

## Total Touchdowns

Rk	Player	TD	Years
1t	Willie Green	3	1991-93
1t	Steve Junker	3	1957-59-61

## Field Goals

Rk	Player	FG	Years
1	Eddie Murray	5	1980-91
2	Jason Hanson	3	1992-
3t	Pat Harder	2	1951-53
3t	Doak Walker	2	1950-55
3t	James Martin	2	1951-61

## Punts

Rk	Player	Pnt	Years
1	Robert Smith	14	1949-54
2t	John Jett	11	1997-
2t	Jim Arnold	11	1986-93
3t	Herman Weaver	8	1970-76
3t	Yale Lary	8	1952-53, 56-64
3t	Greg Montgomery	8	1994

## Punting Yards

Rk	Player	Pnt	Years
1	Robert Smith	589	1949-54
2	Jim Arnold	517	1986-93
3	John Jett	448	1997-
3t	Herman Weaver	391	1970-76
5	Yale Lary	316	1952-53, 56-64

## Punting Average

Rk	Player	Avg	Years
1	Herman Weaver	48.8	1970-76
2	Jim Arnold	47.0	1986-93
3	Robert Smith	43.6	1953-54
4	Robert Smith	42.1	1949-54
5	Earl Girard	41.3	1952-56

## Punt Returns

Rk	Player	PR	Years
1	Mel Gray	7	1989-94
2	Robbie Martin	6	1981-84
3	Lem Barney	5	1967-77
4	Yale Lary	4	1952-53, 56-64

## Punt Return Yards

Rk	Player	Yds	Years
1	Mel Gray	78	1989-94
2	Robbie Martin	43	1981-84
3	Lem Barney	20	1967-77
4	Yale Lary	19	1952-53, 56-64
5	Iheanyi Uwaezuoke	13	1999
6	Glyn Milburn	5	1996-97



# THE RECORDS SECTION

Detroitlions.com  
Media.Detroitlions.com

## Kickoff Returns

Rk	Player	KR	Years
1	Mel Gray	15	1989-94
2	Alvin Hall	8	1981-85, 87
3	Ron Rivers	6	1995-99
4t	Ty Tilton	5	1999
4t	Glyn Milburn	5	1996-97

## Kickoff Return Yards

Rk	Player	Yds	Years
1	Mel Gray	372	1989-94
2	Alvin Hall	168	1981-85, 87
3	Glyn Milburn	140	1996-97
4t	Ty Tilton	114	1999
4t	Ron Rivers	108	1995-99
6	Yale Lary	100	1952-53, 56-64

## TOP PERFORMANCES

### 300 Yards Passing

Date	Opp	Player	Yds	Cmp	Att
1/5/92	Dal	Erik Kramer	341	29	38

### 100 Yards Rushing

Date	Opp	Player	Yds	Att
12/31/83	at SF	Billy Sims	114	20
1/8/94	GB	Barry Sanders	169	27

### 100 Yards Receiving

Date	Opp	Player	Yds	Rec
12/29/1957	Cle	James Doran	101	3
12/23/1957	Cle	Steve Junker	109	5
1/1/1983	at Was	Leonard Thompson	150	7
1/5/1992	Dal	Willie Green	115	8
1/8/1994	GB	Brett Perriman	150	10
12/30/1995	at Phi	Herman Moore	133	7

## TEAM

### First Downs, Total

Rk	FD	Opp	Date
1	26	at Phi	12/30/95
2	26	GB	1/8/94
3	23	Dal	1/5/92
4t	22	at SF	12/22/57
4t	22	Cle	12/29/57
4t	22	at SF	12/31/83

### First Downs, Rushing

Rk	FD	Opp	Date
1t	9	GB	1/8/94
1t	9	at SF	12/31/83
1t	9	Cle	12/29/57
4	8	at Cle	12/26/54

### First Downs, Passing

Rk	FD	Opp	Date
1	20	at Phi	12/3/95
2	19	at Dal	1/5/92
3	14	GB	1/8/94
4	13	at SF	12/22/57
5t	12	at Was	1/8/00
5t	12	at Phi	12/28/97
5t	12	at Was	1/8/83

### Total Net Yards

Rk	Yds	Opp	Date
1	438	Cle	12/29/57
2	422	at Phi	12/30/95
3	421	Dal	1/5/92
4	412	at SF	12/31/83
5	364	at Was	1/8/83

### Rushing Yards

Rk	Yds	Opp	Date
1	235	NYG	12/15/35
2	199	at Cle	12/28/52
3	188	at SF	12/31/83
4	175	GB	1/8/94
5	173	LARm	12/21/52

### Passing Yards

Rk	Yds	Opp	Date
1	350	at Phi	12/30/95
2	337	vs Dal	1/5/92
3	296	vs Cle	12/29/57
4t	269	at Was	1/8/83
4t	232	at Was	1/12/92

### Passing Attempts

Rk	Att	Opp	Date
1	52	at Phi	12/30/95
2	46	at Was	1/8/00
3	44	at Cle	12/26/54
4	42	at Was	1/12/92
5	40	at Phi	12/28/97
6	38	three times	

### Passing Completions

Rk	Cmp	Opp	Date
1	29	Dal	1/5/92
2	27	at Phi	12/30/95
3	25	at Was	1/12/92

4	24	at SF	12/31/83
5t	22	GB	1/8/94
5t	22	at Was	1/8/83
6	21	at Was	1/8/00

### Total Yards Allowed, Defense

Rk	Yds	Opp	Date
1	194	NYG	12/15/35
2	220	Cle	12/27/53
3	231	at Dal	12/26/70
4	276	Dal	1/5/92
5	291	at SF	12/31/83

### Rushing Yards Allowed, Defense

Rk	Yds	Opp	Date
1	81	at GB	12/31/94
2	89	GB	1/8/94
3	97	Dal	1/5/92
4	103	at SF	12/31/83
5	106	NYG	12/15/35

### Passing Yards Allowed, Defense

Rk	Yds	Opp	Date
1	22	at Dal	12/26/70
2	38	Cle	12/27/53
3	88	NYG	12/15/35
4	112	Cle	12/29/57
5	148	LARm	12/21/52

### Sacks

Rk	Sk	Opp	Date
1t	3	Cle	12/27/53
1t	3	Dal	1/5/92

### Fumble Recoveries

Rk	FR	Opp	Date
1	3	NYG	12/15/35
2t	2	at Cle	12/26/54
2t	2	Dal	1/5/92

### Interceptions

Rk	Int	Opp	Date
1	5	Cle	12/29/57
2	4	LARm	12/21/52
3	3	at SF	12/22/57

### Fumbles Lost

Rk	Fum	Opp	Date
1	4	NYG	12/15/35
2t	3	at SF	12/22/57
2t	3	at Was	1/8/83

### Time of Possession

Rk	Time	Opp	Date
1	35:34	GB	1/8/94
2	33:53	at SF	12/31/83
3	31:24	at Was	1/12/92

### Penalties

Rk	Pen	Opp	Date
1	12	at Was	1/8/00
2t	7	at SF	12/22/57
2t	7	at SF	12/31/83
2t	7	at Was	1/12/92
2t	7	at Phi	12/30/95





# THE RECORDS SECTION

Detroitlions.com  
Media.Detroitlions.com

## SEASONAL LEADERS

### RUSHING

Year	Player	Att	Yds	Avg	TD
1934	Dutch Clark	123	763	6.2	8
1935	Ernie Caddell	87	450	5.2	6
1936	Ace Gutowsky	91	827	4.3	6
1937	Dutch Clark	96	468	4.9	5
1938	Bill Shepherd	100	455	4.5	4
1939	Bill Shepherd	105	420	4.0	3
1940	Byron White*	146	514	3.5	5
1941	Byron White	89	240	2.7	2
1942	Mickey Sanzotta	71	268	3.8	0
1943	Frank Sinkwich	93	266	2.9	1
1944	Frank Sinkwich	150	563	3.7	6
1945	Bob Westfall	82	334	2.9	6
1946	Camp Wilson	64	207	3.2	3
1947	Camp Wilson	89	412	4.6	0
1948	Camp Wilson	157	612	3.9	2
1949	Bill Dudley	125	402	3.2	2
1950	Bob Hoernschemeyer	84	471	5.6	1
1951	Bob Hoernschemeyer	132	478	3.6	2
1952	Bob Hoernschemeyer	106	457	4.3	4
1953	Bob Hoernschemeyer	101	482	4.8	7
1954	Lew Carpenter	104	476	4.6	3
1955	Lew Carpenter	137	543	4.0	6
1956	Gene Gedman	135	479	3.5	7
1957	John Henry Johnson	129	421	4.8	5
1958	Tobin Rote	77	351	4.6	3
1959	Nick Pietrosante	76	447	5.9	3
1960	Nick Pietrosante	161	872	5.4	8
1961	Nick Pietrosante	201	841	4.2	5
1962	Dan Lewis	120	488	4.1	2
1963	Dan Lewis	133	528	4.0	2
1964	Nick Pietrosante	147	536	3.6	4
1965	Amos Marsh	131	495	3.8	6
1966	Tom Nowatzke	151	512	3.4	6
1967	Mel Farr	206	860	4.2	4
1968	Mel Farr	128	397	3.1	3
1969	Bill Triplett	111	377	3.4	3
1970	Mel Farr	166	717	4.3	9
1971	Steve Owens	246	1035	4.2	8
1972	Altie Taylor	154	658	4.3	4
1973	Altie Taylor	176	719	4.1	5
1974	Altie Taylor	150	532	3.5	5
1975	Dexter Bussey	157	686	4.4	2
1976	Dexter Bussey	196	858	4.4	3
1977	Horace King	155	521	3.4	1
1978	Dexter Bussey	225	924	4.1	5
1979	Dexter Bussey	144	625	4.3	4
1980	Billy Sims	313	1303	4.2	13
1981	Billy Sims	296	1437	4.9	13
1982	Billy Sims	172	639	3.7	4
1983	Billy Sims	220	1040	4.7	7
1984	Billy Sims	310	687	5.3	5
1985	James Jones	244	886	3.6	6
1986	James Jones	252	903	3.6	5
1987	James Jones	98	442	4.5	0
1988	Garry James	182	552	3.0	8
1989	Barry Sanders	280	1470	5.3	14
1990	Barry Sanders*	255	1304	5.1	13
1991	Barry Sanders	342	1545	4.5	16
1992	Barry Sanders	342	1355	3.9	12
1993	Barry Sanders	243	1118	4.6	9
1994	Barry Sanders*	331	1883	5.7	7
1995	Barry Sanders	314	1500	4.8	11
1996	Barry Sanders*	307	1553	5.1	11
1997	Barry Sanders	335	2053	6.1	11
1998	Barry Sanders	343	1491	4.3	4
1999	Greg Hill	144	542	3.8	2
2000	James Stewart	339	1184	3.5	10
2001	James Stewart	143	685	4.8	1
2002	James Stewart	231	1021	4.4	4
2003	Shawn Bryson	158	606	3.8	3
2004	Kevin Jones	244	1133	4.7	4
2005	Kevin Jones	186	664	3.6	5
2006	Kevin Jones	181	689	3.8	6
2007	Kevin Jones	153	581	3.8	8
2008	Kevin Smith	238	976	4.1	8
2009	Kevin Smith	217	747	3.4	4
2010	Jahvid Best	171	555	3.2	4

### RECEIVING

Year	Player	Rec	Yds	Avg	TD
1934	Harry Ebbing	10	264	26.4	2
1935	Ernie Caddell	10	171	17.1	0
1936	Ernie Caddell	19	150	7.9	1
1937	Ernie Caddell	9	80	8.9	0
1938	Ed Klewicki	8	134	16.8	0
1939	Lloyd Cardwell	9	138	15.3	1
1940	Monk Moscrip	14	176	12.6	0
1941	Bill Shepherd	12	143	11.9	0
1942	Lloyd Cardwell	20	349	17.5	1
1943	Bill Fisk	9	140	15.6	2
1944	Bill Fisk	15	177	11.8	0
1945	Harry Hopp	17	229	13.5	3
1946	Jack Matheson	23	361	15.7	3
1947	Dave Diehl	28	426	15.2	3
1948	John Greene	26	350	13.5	2
1949	John Greene	20	289	14.5	2

1947	John Greene	38	621	16.3	5
1948	Joe Margucci	36	450	12.5	2
	John Greene	25	595	23.8	5
1949	Bob Mann	66	1014	15.4	4
1950	Cloyce Box	1009	205	0.2	11
1951	Leon Hart	35	544	15.5	12
	Dorne Dibble	30	613	20.4	6
1952	Cloyce Box	42	924	22.0	15
1953	Doak Walker	30	502	16.7	3
1954	Dorne Dibble	46	768	16.7	6
1955	Dave Middleton	44	663	14.4	3
1956	Lew Carpenter	44	712	17.1	2
	Dave Middleton	39	606	15.5	5
1957	Jim Doran	33	624	18.9	5
1958	Dave Middleton	29	506	17.4	3
1959	Jim Gibbons	31	431	13.9	9
1960	Jim Gibbons	111	604	11.3	2
	Gail Cogdill	43	642	14.9	1
1961	Gail Cogdill	45	956	21.2	6
	Jim Gibbons	45	566	12.6	1
1962	Gail Cogdill	53	991	18.7	7
1963	Terry Barr	66	1086	16.5	13
1964	Terry Barr	57	1030	18.1	9
1965	Pat Studstill	28	389	13.9	3
	Terry Barr	24	433	18.0	3
1966	Pat Studstill	67	1266	18.9	5
1967	Mel Farr	39	317	8.1	3
	Bill Malinchak	26	397	15.3	4
1968	Earl McCulloch	40	580	14.5	2
	Charlie Sanders	40	533	13.3	1
1969	Charlie Sanders	42	656	15.6	3
1970	Charlie Sanders	40	544	13.6	6
1971	Steve Owens	32	350	10.9	2
	Charlie Sanders	31	502	16.2	2
1972	Altie Taylor	89	250	2.8	2
	Larry Walton	24	485	20.2	6
1973	Charlie Sanders	28	433	15.5	2
1974	Ron Jessie	54	761	14.1	3
1975	Charlie Sanders	37	486	13.1	3
	Ray Jarvis	29	501	17.3	4
1976	Ray Jarvis	39	822	21.1	3
1977	Horace King	40	238	6.0	0
	David Hill	32	465	14.5	2
1978	David Hill	53	633	11.9	4
1979	Freddie Scott	62	929	15.0	5
1980	Freddie Scott	53	834	15.7	4
1981	Freddie Scott	53	1022	19.3	4
1982	Billy Sims	34	342	10.1	0
1983	James Jones	46	467	10.2	1
1984	James Jones	77	662	8.6	5
	Leonard Thompson	50	773	15.5	6
1985	Leonard Thompson	51	736	14.4	4
1986	James Jones	64	334	5.2	5
	Jeff Chadwick	53	995	18.8	5
1987	Pete Mandley	58	720	12.4	7
1988	Pete Mandley	44	617	14.0	4
1989	Richard Johnson	70	1091	15.6	8
1990	Richard Johnson	64	727	11.4	6
	Robert Clark	52	632	12.2	8
1991	Brett Perriman	52	668	12.8	1
1992	Brett Perriman	69	810	11.7	4
1993	Herman Moore	51	966	18.9	4
1994	Herman Moore	61	935	15.3	6
1995	Herman Moore*	72	1173	16.3	11
1996	Herman Moore*	123	1595	12.9	14
1997	Herman Moore*	106	1296	12.2	9
	(tied NFL high)	104	1293	12.4	8
1998	Herman Moore	82	983	12.0	5
	Johnnie Morton	69	1028	14.9	5
1999	Germane Crowell	61	1338	16.5	7
2000	Johnnie Morton	61	788	12.9	3
2001	Johnnie Morton	77	1154	15.0	4
2002	James Stewart	46	333	7.2	2
	Bill Schroeder	36	595	16.5	6
2003	Shawn Bryson	54	340	6.3	0
	Az-Zahr Hakim	49	449	9.2	0
2004	Roy Williams	54	817	15.1	8
2005	Marcus Pollard	46	516	11.2	3
	Roy Williams	45	687	15.3	8
2006	Mike Furrey#	98	1098	11.1	6
	Roy Williams	92	1310	16.0	7
2007	Shawn McDonald	79	943	11.9	9
2008	Calvin Johnson	78	1331	17.1	12
2009	Calvin Johnson	67	984	14.7	5
2010	Calvin Johnson	77	1120	14.5	12

### PASSING

Year	Player	Att	Cmp	Pct	Yds	Tbs	TD	Int	Rtg
1934	Dutch Clark	50	23	46.0	383	7.6	0	3	47.3
1935	Glenn Presnell	45	15	33.3	193	4.2	0	6	8.1
1936	Dutch Clark	71	38	53.5	467	6.5	4	6	57.7
1937	Bill Shepherd	46	19	41.3	297	6.4	2	7	38.3
1938	Vern Huttman	85	27	31.8	382	4.4	2	8	15.9
1939	Dwight Sloan	102	35	34.1	658	6.5	2	3	60.0
1940	Byron White	80	35	43.8	461	5.8	0	12	23.0
1941	Byron White	62	22	35.5	338	5.4	2	5	31.5
1942	Harry Hopp	68	20	29.4	258	3.7	0	13	3.3
1943	Frank Sinkwich	126	50	39.7	699	5.5	7	20	37.2
1944	Frank Sinkwich	148	58	39.2	1060	7.1	12	20	52.0
1945	Chuck Fenerback	110	45	40.9	574	6.8	7	17	41.1
1946	Dave Ryan	47	17	36.2	265	2.6	0	10	10.0
1947	Clyde LeForce	175	94	53.7	1384	7.9	13	20	65.0



# THE RECORDS SECTION

Detroitlions.com  
Media.Detroitlions.com

1948	Fred Enke	221	60	45.2	1328	6.01	11	17	49.4	1969	Errol Mann	0	25	26	101
1949	Frank Tripucka	145	62	42.8	833	5.74	9	14	42.8	1970	Errol Mann	0	20	31	101
1950	Bobby Layne	336	152	45.2	2323	6.91	16	18	62.1	1971	Errol Mann	0	22	37	103
1951	Bobby Layne	332	152	45.8	2403	7.24	26	23	67.6	1972	Errol Mann	0	20	38	98
1952	Bobby Layne	287	139	48.4	1999	6.97	19	20	64.5	1973	Errol Mann	0	13	24	53
1953	Bobby Layne	273	125	45.8	2088	7.65	16	21	59.6	1974	Errol Mann	0	23	23	92
1954	Bobby Layne	246	135	54.9	1818	7.39	14	12	77.3	1975	Errol Mann	0	14	29	67
1955	Bobby Layne	270	143	53.0	1830	6.78	11	17	61.8	1976	Benny Ricardo	0	10	19	49
1956	Bobby Layne	244	129	52.9	1909	7.82	9	17	62.0	1977	Steve Mike-Mayer	0	8	19	43
1957	Bobby Layne	179	87	48.6	1169	6.53	6	12	53.0	1978	Benny Ricardo	0	20	32	92
1958	Tobin Rote	257	118	45.9	1678	6.53	14	10	69.5	1979	Benny Ricardo	0	10	25	55
1959	Earl Morrall	137	65	47.4	1102	8.04	5	6	69.1	1980	Eddie Murray	0	27	35	116
1960	Jim Ninowski	283	134	47.3	1598	5.65	2	18	40.9	1981	Eddie Murray	0	25	46	121
1961	Jim Ninowski	247	117	47.4	1921	7.78	7	18	53.0	1982	Eddie Murray	0	11	16	49
1962	Milt Plum	325	179	55.1	2378	7.32	15	20	68.2	1983	Eddie Murray	0	25	38	113
1963	Earl Morrall	328	174	53.0	2621	7.99	24	14	86.2	1984	Eddie Murray	0	20	31	91
1964	Milt Plum	327	174	53.7	2241	7.81	18	15	78.7	1985	Eddie Murray	0	26	31	109
1965	Milt Plum	308	143	45.4	1710	5.55	12	19	51.2	1986	Eddie Murray	0	18	31	85
1966	Karl Sweetan	309	157	50.8	1809	5.85	4	14	54.3	1987	Eddie Murray	0	20	21	81
1967	Milt Plum	172	86	50.0	925	5.38	4	8	54.5	1988	Eddie Murray	0	20	22	82
1968	Bill Munson	329	181	55.0	2311	7.02	15	8	82.3	1989	Eddie Murray	0	20	36	96
1969	Bill Munson	166	84	50.6	1062	6.40	7	8	64.9	1990	Barry Sanders	13	0	0	96
1970	Greg Landry	136	63	61.0	1072	7.88	9	5	92.5	1991	Barry Sanders	0	17	0	102
1971	Greg Landry	261	136	52.1	2237	8.57	16	13	80.9	1992	Jason Hanson	0	21	30	93
1972	Greg Landry	268	134	50.0	2066	7.71	18	17	71.8	1993	Jason Hanson	0	34	28	130
1973	Bill Munson	187	95	50.8	1129	6.04	9	8	67.8	1994	Jason Hanson	0	18	39	93
1974	Bill Munson	292	166	56.8	1874	6.42	8	7	75.3	1995	Jason Hanson	0	28	48	132
1975	Joe Reed	191	86	45.0	1181	6.18	8	10	59.3	1996	Jason Hanson	0	12	36	72
1976	Greg Landry	291	168	57.7	2191	7.53	17	8	89.6	1997	Jason Hanson	0	25	29	117
1977	Greg Landry	240	105	56.3	1939	5.66	6	7	68.7	1998	Jason Hanson	0	29	27	114
1978	Gary Danielson	351	199	56.7	2294	6.54	18	17	73.5	1999	Jason Hanson	0	26	28	106
1979	Jeff Komlo	368	183	49.7	2238	6.08	11	23	52.8	2000	Jason Hanson	0	29	24	101
1980	Gary Danielson	417	244	58.5	3223	7.73	13	11	82.4	2001	Jason Hanson	0	21	23	86
1981	Eric Hipple	279	140	50.2	2358	8.45	14	15	73.4	2002	Jason Hanson	0	23	31	100
1982	Gary Danielson	197	100	50.8	1343	6.82	10	14	60.1	2003	Jason Hanson	0	22	28	92
1983	Eric Hipple	387	204	52.7	2577	6.66	12	18	64.7	2004	Jason Hanson	0	24	28	100
1984	Gary Danielson	410	252	61.5	3076	7.50	17	15	83.1	2005	Jason Hanson	0	19	27	84
1985	Eric Hipple	406	223	54.9	2952	7.27	17	18	73.6	2006	Jason Hanson	0	29	30	117
1986	Eric Hipple	305	192	63.0	1919	6.29	9	11	75.6	2007	Jason Hanson	0	29	35	122
1987	Chuck Long	416	232	55.8	2598	6.25	11	20	63.4	2008	Jason Hanson	0	31	25	88
1988	Rusty Hilger	306	126	41.2	1558	5.09	7	12	48.9	2009	Jason Hanson	0	21	25	88
1989	Bob Cagliano	232	117	50.4	1671	7.20	6	12	61.2	2010	Calvin Johnson	12	0	0	74
1990	Rodney Peete	271	142	52.4	1974	7.28	13	8	79.8						
1991	Erik Kramer	265	136	51.3	1635	6.17	11	8	71.8						
1992	Rodney Peete	213	123	57.7	1702	7.99	9	9	80.0						
1993	Rodney Peete	252	157	62.3	1670	6.63	6	14	66.4						
1994	Dave Krieg	618	311	61.8	1628	7.68	14	3	101.7						
1995	Scott Mitchell	583	346	59.3	4338	7.44	32	12	92.3						
1996	Scott Mitchell	473	253	57.9	2917	6.68	17	17	74.9						
1997	Scott Mitchell	509	293	57.6	3484	6.84	19	14	79.6						
1998	Charlie Batch	303	173	57.1	2178	7.19	11	6	83.5						
1999	Gus Ferrotte	288	175	60.8	2117	7.35	9	7	83.6						
2000	Charlie Batch	412	221	53.6	2489	6.04	13	15	67.3						
2001	Charlie Batch	341	198	58.1	2392	7.01	12	12	76.8						
2002	Joey Harrington	429	215	50.1	2294	5.35	12	16	59.9						
2003	Joey Harrington	554	309	55.8	2880	5.20	17	22	63.9						
2004	Joey Harrington	489	275	56.0	3047	6.23	19	12	77.5						
2005	Joey Harrington	330	188	57.0	2021	6.12	12	12	72.0						
2006	Jon Kitna	596	372	62.4	4208	7.06	21	22	79.9						
2007	Jon Kitna	561	355	63.3	4068	7.30	18	20	80.9						
2008	Dan Orlovsky	255	143	56.1	1616	6.34	8	8	72.6						
2009	Matthew Stafford	377	201	53.3	2267	6.01	13	20	61.0						
2010	Shaun Hill	416	257	61.8	2686	6.46	16	12	81.3						

Year	Player	KR	Yds	Avg	TD
1944	Arthur Van Tone	9	227	25.2	0
1945	Andrew Farkas	8	165	20.6	0
1946	Dave Ryan	15	308	20.5	1
1947	William Dudley	15	359	23.9	0
1948	Cam Cusley	10	228	22.8	0
1949	Bill Walker	17	336	19.8	0
1950	Doak Walker	10	225	22.5	0
1951	Doak Walker	10	288	27.2	0
1952	Jack Christiansen	16	409	25.6	0
1953	Jack Christiansen	10	183	18.3	0
1954	Guy Girard	12	268	20.8	0
1955	Howard Middleton	11	188	17.1	0
1956	Howard Cassidy	1	382	21.9	0
1957	Howard Cassidy	10	232	23.2	0
1958	Ken Webb	7	154	22.0	0
1959	Ken Webb	16	352	22.0	0
1960	Ken Webb	12	278	23.2	0
1961	Pat Studebaker	16	448	28.1	1

## KICKOFF RETURNS

Year	Player	KR	Yds	Avg	TD
1944	Arthur Van Tone	9	227	25.2	0
1945	Andrew Farkas	8	165	20.6	0
1946	Dave Ryan	15	308	20.5	1
1947	William Dudley	15	359	23.9	0
1948	Camp Wilson	10	228	22.8	0
1949	Don Doll*	21	536	25.5	0
1950	Doak Walker	10	225	22.5	0
1951	Doak Walker	15	408	27.2	0
1952	Jack Christiansen	18	468	25.6	0
1953	Jack Christiansen	10	183	18.3	0
1954	Jug Girard	12	248	20.7	0
1955	Dave Middleton	11	188	17.1	0
1956	Howard Cassidy	16	382	23.9	0
1957	Howard Cassidy	10	232	23.2	0
1958	Ken Webb	7	154	22.0	0
1959	Ken Webb	16	352	22.0	0
1960	Jim Steffen	8	225	28.1	0
1961	Pat Studstill	16	448	28.1	1
1962	Tommy Watkins	17	452	26.6	0
1963	Tommy Watkins	21	447	21.3	0
1964	Tommy Watkins	29	708	24.4	0
1965	Tommy Watkins*	17	584	34.4	0
1966	Tommy Vaughn	23	595	26.0	0
1967	Tommy Vaughn	16	446	27.9	0
1968	Lem Barney	25	670	26.8	0
1969	Bobby Williams*	17	563	33.1	1
1970	Bobby Williams	25	544	21.7	1
1971	Ron Jessie	16	470	29.4	2
1972	Ron Jessie	23	558	24.3	0
1973	Dick Jauron	17	405	23.8	0
1974	Jimmie Jones	38	927	24.4	0
1975	Bobby Hunter	22	665	30.2	0
1976	James Hunter	14	375	26.6	0
1977	Eddie Payton	18	457	25.4	1
1978	Jesse Thompson	14	346	24.7	0
1979	John Arnold	23	539	23.4	0
1980	Rick Kane	23	495	21.5	0
1981	Alvin Hall	25	525	21.0	0
1982	Alvin Hall#	16	426	26.6	1
1983	Alvin Hall	23	492	21.4	0
1984	Pete Mandley	22	390	17.7	0
1985	Alvin Hall	39	886	22.7	0
1986	Herman Hunter	48	1007	21.0	0
1987	Gary Lee	28	719	25.7	0
1988	Gary Lee	38	955	25.1	0
1989	Mel Gray#	24	640	26.7	0
1990	Mel Gray	41	939	22.9	0
1991	Mel Gray*	36	929	25.8	0
1992	Mel Gray	42	1006	24.0	0
1993	Mel Gray	28	688	24.6	1
1994	Mel Gray*	45	1276	28.4	3
1995	Ron Rivers	19	420	22.1	0
1996	Glyn Milburn	64	1627	25.4	0
1997	Glyn Milburn	55	1315	23.9	0
1998	Terry Fair*	51	1428	28.0	2
1999	Terry Fair	75	2214	29.5	2
2000	Desmond Howard	57	1401	24.6	0
2001	Desmond Howard	57	1446	25.4	0

## SCORING

Year	Player	TD	FG	XP	Pts
1934	Dutch Clark	8	4	13	73
1935	Dutch Clark	6	1	16	55
1936	Dutch Clark	7	4	19	73
1937	Dutch Clark	6	3	6	45
1938	Lloyd Cardwell	2	0	5	30
1939	Chuck Hanneman	5	0	2	32
1940	Byron White	5	0	2	32
1941	Byron White	4	0	0	24
1942	Elmer Hackney	2	0	0	12
1943	Harry Höpp	9	0	0	54
1944	Frank Smithwick	2	2	24	66
1945	Bob Westfall	9	0	0	54
1946	Bob Cifers	4	0	0	24
1947	Bill Dudley	11	0	0	66
1948	Bill Dudley	7	0	0	42
1949	Bill Dudley	6	5	30	81
1950	Doak Walker	13	11	38	128
1951	Doak Walker	6	6	43	97
1952	Cloyce Box	15	0	0	90
1953	Doak Walker	5	12	27	93
1954	Doak Walker	5	11	43	106
1955	Doak Walker	7	9	27	96
1956	Bobby Layne	5	12	33	99
1957	Bobby Layne	0	6	25	43
1958	Jim Martin	0	7	28	49
1959	Howard Cassady	5	0	0	30
1960	Jim Martin	0	13	26	65
1961	Jim Martin	0	15	25	70
1962	Wayne Walker	0	9	0	64
1963	Terry Barr	13	0	0	78
1964	Wayne Walker	0	14	32	74
1965	Wayne Walker	0	8	33	57
1966	Garo Yepremian	0	13	11	50
1967	Mel Farr	6	0	0	36
	Tom Nowatzke	6	36	0	42
1968	Mel Farr	7	0	0	42
	Bill Gambrell	7	0	0	42

2002	Eddie Drummond	40	1039	26.0	0
2003	Reggie Swinton	50	964	24.1	0
2004	Eddie Drummond	41	1092	26.6	2
2005	Eddie Drummond	49	1077	22.0	0
2006	Eddie Drummond	42	1349	21.9	0
2007	Aveion Cason	42	1041	24.8	0
2008	Brandon Middleton	39	864	22.2	0
2009	Aaron Brown	42	951	22.6	0
2010	Stefan Logan	54	1448	26.8	1

## PUNT RETURNS

Year	Player	PR	Yds	Avg	TD
1944	Frank Sinkwich	11	148	13.5	0
1945	Dave Ryan	15	221	14.7	0
1946	Bill DeCorrevont	6	81	13.5	0
1947	William Dudley	11	182	16.5	1
1948	Joe Marqucci	10	100	10.0	0
1949	Bill Dudley	11	198	18.1	1
1950	Clarence Self	12	129	10.8	0
1951	Jack Christiansen	18	343	19.1	4
1952	Jack Christiansen*	15	322	21.5	2
1953	Yale Lary	13	115	8.8	0
1954	Jack Christiansen	23	225	9.8	1
1955	Lee Riley	14	107	7.6	0
1956	Howard Cassidy	13	83	6.4	0
1957	Yale Lary	25	139	5.6	0
1958	Yale Lary	27	196	7.3	1
1959	Terry Barr	16	102	6.4	0
1960	Terry Barr	14	104	7.4	0
1961	Howard Cassidy	16	159	9.9	0
1962	Pat Studstill*	29	457	15.8	0
1963	Tommy Watkins	32	399	12.5	1
1964	Tommy Watkins*	16	238	14.9	2
1965	Tommy Watkins	23	234	10.2	0
1966	Tommy Vaughn	18	179	9.9	0
1967	Tommy Watkins	15	57	3.8	0
1968	Lem Barney	13	79	6.1	0
1969	Lem Barney	9	191	21.2	1
1970	Lem Barney	25	259	10.4	0
1971	Lem Barney	14	122	8.7	0
1972	Lem Barney	18	172	9.6	0
1973	Lem Barney	27	231	8.6	0
1974	Dick Jauron#	17	286	16.8	0
1975	Charlie West	22	219	10.0	0
1976	Lem Barney	23	191	8.3	0
1977	Eddie Payton	27	273	10.1	0
1978	Jesse Thompson	16	161	10.1	0
1979	John Arnold	19	164	8.6	0
1980	Ray Williams	27	259	9.6	0
1981	Robbie Martin	52	450	8.7	1
1982	Robbie Martin	30	265	10.6	0
1983	Ken Jenkins	23	230	10.0	0
1984	Robbie Martin	25	210	8.4	0
1985	Pete Mandley	38	403	10.6	1
1986	Pete Mandley	43	420	9.8	1
1987	Pete Mandley	23	250	10.9	0
1988	Pete Mandley	37	287	7.8	0
1989	Walter Stanley*	36	496	13.8	0
1990	Mel Gray	34	361	10.6	0
1991	Mel Gray*	25	385	15.4	1
1992	Mel Gray	18	175	9.7	1
1993	Mel Gray	23	197	8.6	0
1994	Mel Gray	21	233	11.1	0
1995	Johnnie Morton	48	48	6.9	0
1996	Glyn Milburn	34	284	8.4	0
1997	Glyn Milburn	47	433	9.2	0
1998	Terry Fair	30	189	6.3	0
1999	Terry Fair	11	97	8.8	0
2000	Desmond Howard	31	457	14.7	1
2001	Desmond Howard	22	201	9.1	0
2002	Eddie Drummond	18	138	7.7	1
2003	Reggie Swinton	23	318	13.8	1
2004	Eddie Drummond	24	316	13.2	2
2005	Eddie Drummond	26	157	6.0	0
2006	Eddie Drummond	28	296	10.6	0
2007	Troy Walters	15	118	7.9	0
2008	Shaun McDonald	9	11	10.4	0
2009	Dennis Northcutt	22	189	8.6	0
2010	Stefan Logan	30	362	12.1	0

## PUNTING

Year	Player	Pnt	Yds	Avg	Net	In20	Lg
1939	Johnny Pingel	368	42.8	-	-	-	65
1940	Whizzer White	52	2132	41.0	-	-	61
1941	Whizzer White	48	1997	41.6	-	-	63
1942	Harry Hopp	27	1098	40.7	-	-	52
1942	Chet Wetterlund	11	449	40.8	-	-	56
1943	Harry Hopp	42	1643	39.1	-	-	60
1944	Frankie Sinkwich	46	1845	40.1	-	-	60
1945	Chuck Fenerbach	29	1081	37.3	-	-	57
1946	Bob Cifers	30	1369	45.6	-	-	57
1947	Leroy Zimmerman	49	2078	42.4	-	-	62
1948	George Grimes	28	1006	35.9	-	-	56
1949	Bill Dudley	34	1278	37.6	-	-	55
1950	Bob Smith	32	1310	40.9	-	-	60
1951	Bob Smith	49	2082	42.5	-	-	73
1952	Bob Smith	61	2729	44.7	-	-	66
1953	Bob Smith	40	1647	41.2	-	-	57
1954	Jug Girard	63	2585	41.0	-	-	65
1955	Jug Girard	56	2310	41.3	-	-	65
1956	Yale Lary	42	1697	40.4	-	-	61
1957	Yale Lary	54	2156	39.9	-	-	66
1958	Yale Lary	59	2524	42.8	-	-	62

1959	Yale Lary	45	2121	47.1	-	-	67
1960	Yale Lary	64	2802	43.8	-	-	63
1961	Yale Lary	52	2519	48.4	-	-	71
1962	Yale Lary	52	2344	45.3	-	-	68
1963	Yale Lary	48	2173	44.9	-	-	73
1964	Yale Lary	67	3099	46.3	-	-	74
1965	Pat Studstill	78	3335	42.8	-	-	69
1966	Pat Studstill	72	2956	41.1	-	-	66
1968	Jerry DePoyster	71	2868	40.4	-	-	60
1969	Lem Barney	66	2429	36.1	-	-	53
1970	Herman Weaver	62	2463	40.0	-	-	55
1971	Herman Weaver	42	1752	41.7	-	-	63
1972	Herman Weaver	43	1734	40.3	-	-	65
1973	Herman Weaver	54	2333	43.2	-	-	66
1974	Herman Weaver	72	2772	38.5	-	-	61
1975	Herman Weaver	80	3361	42.0	-	-	61
1976	Herman Weaver	83	3280	39.5	34.3	15	69
1977	Willur Summers	39	3420	36.8	30.5	6	51
1978	Tom Skladany	86	3654	42.5	35.0	19	63
1979	Larry Swider	88	3523	40.0	33.5	13	72
1979	Tom Skladany	10	406	40.6	40.1	2	52
1980	Tom Skladany	72	3036	42.2	35.3	16	67
1981	Tom Skladany	64	2784	43.5	37.3	21	74
1982	Tom Skladany	36	1483	41.2	34.0	6	59
1983	Mike Black	71	2911	41.0	33.7	17	60
1984	Mike Black	76	3164	41.6	32.7	13	63
1985	Mike Black	73	3054	41.8	34.7	17	60
1986	Mike Black	46	1819	39.5	31.3	11	57
1986	Jim Arnold	36	1533	42.6	32.1	7	60
1987	Jim Arnold	46	2007	43.6	39.6	17	60
1988	Jim Arnold	97	4110	42.4	35.9	22	69
1989	Jim Arnold	82	3538	43.1	36.0	14	64
1990	Jim Arnold	63	2560	40.6	35.3	10	59
1991	Jim Arnold	75	3092	41.2	35.4	27	63
1992	Jim Arnold	65	2846	43.8	40.0	17	71
1993	Jim Arnold	72	3207	44.5	36.8	15	68
1994	Greg Montgomery	63	2782	44.2	34.2	19	64
1995	Mark Royals	57	2393	42.0	31.0	15	69
1996	Mark Royals	69	3020	43.8	33.4	11	60
1997	John Jett	84	3576	42.6	35.6	24	60
1998	John Jett	83	2992	43.3	34.8	27	62
1999	John Jett	86	3637	42.3	34.8	27	62
2000	John Jett	93	4044	43.5	34.8	33	59
2001	John Jett	58	2512	43.3	35.5	16	62
2002	John Jett	91	3838	42.2	38.0	29	57
2003	Nick Harris	63	2531	40.2	33.1	11	51
2004	Nick Harris	92	3765	40.9	34.2	32	60
2005	Nick Harris	84	3656	43.5	36.9	34	60
2006	Nick Harris	66	2967	45.0	38.2	18	67
2007	Nick Harris	68	3010	44.3	36.4	26	58
2008	Nick Harris	90	3952	43.9	38.0	24	66
2009	Nick Harris	74	3174	42.9	36.8	20	56
2010	Nick Harris	90	4018	44.6	35.8	24	66

## INTERCEPTIONS

Year	Player	Pos	Int	Yds	TD
1944	Alex Wojciechowicz	C	7	88	0
1945	Dave Rolan	B	3	90	0
	Charles DeShane	B	3	75	1
	John Greene	C	3	65	0
	Damon Tassos	G	3	49	0
	Ivan Trebotich	B	3	46	0
1946	Dave Ryan	B	4	105	0
1947	Bill Dudley	B	5	104	0
	Bob Wiese	B	5	54	0
1948	Jim Gillette	B	6	17	0
1949	Don Doll	B	11	301	2
1950	Don Doll	B	12	163	1
1951	Bob Smith	DB	3	70	0
1952	Bob Smith	DB	9	184	1
1953	Jack Christiansen*	DB	12	238	1
1954	Jack Christiansen	DB	8	84	1
1955	Jack Christiansen	DB	3	49	0
	Jim David	DB	3	44	0
	Bill Stitts	DB	3	7	0
1956	Yale Lary	DB	8	182	1
	Jack Christiansen	DB	8	109	0
1957	Jack Christiansen*	DB	10	137	1
1958	Joe Schmidt	LB	6	69	0
1959	Gary Lowe	DB	5	130	0
1960	Dick Lane	DB	5	102	1
1961	Dick Lane	DB	6	73	0
	Yale Lary	DB	6	95	0
1962	Yale Lary	DB	8	51	0
1963	Dick LeBeau	DB	5	158	1
	Dick Lane	DB	5	70	0
1964	Yale Lary	DB	6	101	0
1965	Dick LeBeau	DB	7	84	1
1966	Mike Lucci	DB	5	118	1
	Bruce Maher	DB	5	90	0
1967	Lem Barney*	DB	10	232	3
1968	Lem Barney	DB	7	82	0
1969	Lem Barney	DB	8	126	0
1970	Dick LeBeau#	DB	9	96	0
1971	Dick LeBeau#	DB	6	76	0
1972	Lem Barney	DB	3	88	0
1973	Levi Johnson	DB	5	82	0
1974	Levi Johnson	DB	5	139	2
1975	Lem Barney	DB	5	23	0
1976	James Hunter	DB	7	120	0
1977	James Hunter	DB	6	104	0
1978	Jimmy Allen	S	5	70	0
1979	Luther Bradley	DB	4	11	0



# THE RECORDS SECTION

Detroitlions.com  
Media.Detroitlions.com

1980	Jimmy Allen	S	4	0	0	1985	Jimmy Williams	LB	7.5	55.0
	Jimmy Allen	S	6	38	0	1986	Keith Ferguson	DE	9.5	73.0
	James Hunter	S	6	20	0	1987	Michael Cofer	LB	8.5	78.0
1981	Jimmy Allen	S	9	123	0	1988	Michael Cofer	LB	12.0	88.0
1982	Bobby Watkins	CB	23	23	0	1989	Michael Cofer	LB	9.5	60.0
1983	Bruce McNorton	CB	7	30	0	1990	Michael Cofer	LB	10.0	57.0
1984	Bobby Watkins	CB	6	0	0	1991	Jeff Hunter	DE	6.0	60.0
1985	Bobby Watkins	CB	5	15	0	1992	Tracy Scroggins	LB	7.5	41.0
1986	Devon Mitchell	S	5	41	0	1993	Robert Porcher	DE	8.5	53.0
1987	James Griffin	S	4	130	0	1994	Broderick Thomas	LB	7.0	49.0
1988	Devon Mitchell	S	3	107	0	1995	Henry Thomas	DT	10.5	82.0
	George Jamison	LB	3	56	1	1996	Robert Porcher	DE	10.0	71.0
1989	Jerry Holmes	CB	6	77	1	1997	Robert Porcher	DE	12.5	75.5
1990	William White	S	5	120	1	1998	Robert Porcher	DE	11.5	85.5
1991	Ray Crockett#	S	6	141	1	1999	Robert Porcher	DE	15.0	106.5
1992	William White	S	4	54	0	2000	Robert Porcher	DE	8.0	53.0
	Ray Crockett	S	50	50	0	2001	Robert Porcher	DE	11.0	71.0
	Kevin Scott	CB	4	35	0	2002	Kalimba Edwards	DE	6.5	35.0
	Melvin Jenkins	CB	4	34	0	2003	James Hall	DE	4.5	24.5
1993	Pat Swilling	LB	3	16	0		Robert Porcher	DE	4.5	23.5
1994	Robert Massey	CB	4	25	0	2004	James Hall	DE	11.5	74.5
1995	Willie Clay	S	8	173*	0	2005	Kalimba Edwards	DE	7.0	35.0
1996	Ryan McNeil	S	9	14	0	2006	Cory Redding	DT	8.0	49.0
1997	Mark Carrier	S	5	94	0	2007	Shawn Rogers	DT	7.0	53.0
1998	Bryant Westbrook	CB	3	49	1	2008	Dwayne White	DE	6.5	44.5
	Mark Carrier	S	3	33	0	2009	Cliff Avril	DE	5.5	37.5
	Ron Rice	S	3	25	0	2010	Ndamukong Suh	DT	10.0	47.5
1999	Ron Rice	S	3	82	0					
2000	Kurt Schulz	S	7	53	0					
2001	Todd Lyght	CB	4	72	1					
2002	Chris Claiborne	LB	3	63	0					
2003	Dre Bly	CB	6	89	1					
2004	Dre Bly	CB	4	107	1					
2005	Dre Bly	CB	6	94	0					
2006	Jamar Fletcher	CB	2	122	1					
	Dre Bly	CB	3	13	0					
	Terrence Holt	S	3	8	0					
2007	Keith Smith	CB	3	64	0					
2008	Ryan Nece	LB	1	18	0					
	Leigh Bodden	CB	1	2	0					
	Corey Smith	DE	1	0	0					
	Dwayne White	DE	1	-4	0					
2009	Louis Delmas	S	2	130	1					
	William James	CB	2	41	1					
	Anthony Henry	CB	2	26	0					
2010	Alphonso Smith	CB	5	48	1					

\* NFL Leader; # NFC Leader

## TACKLES (SINCE 1973)

Year	Player	Pos	TT	ST	AT
1973	Charlie Weaver	LB	55	—	—
1974	Jim Laslavic	LB	94	—	—
1975	Paul Naumoff	LB	143	—	—
1976	Charlie Weaver	LB	114	—	—
1977	Ed O'Neil	LB	114	71	43
1978	Ed O'Neil	LB	141	85	56
1979	Doug English	DT	122	90	32
1980	Ken Fantetti	LB	130	85	45
1981	Ken Fantetti	LB	148	—	—
1982	Ken Fantetti	LB	71	54	17
1983	Ken Fantetti	LB	132	82	50
1984	Alvin Hall	DB	147	94	53
1985	William Graham	S	113	75	38
1986	Demetrius Johnson	S	112	92	20
1987	Dennis Gibson	LB	82	68	14
1988	Chris Spielman	LB	153	118	35
1989	Chris Spielman	LB	125	89	36
1990	Chris Spielman	LB	108	79	29
1991	Chris Spielman	LB	126	84	42
1992	Chris Spielman	LB	146	94	52
1993	Chris Spielman	LB	148	97	51
1994	Chris Spielman	LB	195	124	71
1995	Chris Spielman	LB	137	90	47
1996	Bennie Blades	S	131	99	32
1997	Stephen Boyd	LB	192	123	69
1998	Stephen Boyd	LB	156	113	43
1999	Stephen Boyd	LB	188	114	74
2000	Stephen Boyd	LB	166	109	57
2001	Chris Claiborne	LB	167	92	75
2002	Chris Claiborne	LB	145	79	66
2003	Earl Holmes	LB	121	80	41
	Brian Walker	S	121	72	49
2004	Earl Holmes	LB	128	83	45
2005	Kenoy Kennedy	S	127	84	43
2006	Ernie Sims	LB	144	86	58
2007	Ernie Sims	LB	134	97	37
2009	Larry Foote	LB	99	70	29
2010	Louis Delmas	S	84	62	22

## SACKS (SINCE 1973)

Year	Player	Pos	Sk	SkY
1973	Larry Hand	DT	11.0	—
1974	Ken Sanders	DE	6.5	—
1975	Larry Hand	DT	7.0	—
1976	Charlie Weaver	LB	7.0	—
1977	Ken Sanders	DE	9.0	—
1978	Al Baker	DE	23.0	206.0
1979	Al Baker	DE	16.0	137.5
1980	Al Baker	DE	18.0	136.5
1981	Dave Pureifory	DE	12.0	96.0
1982	Al Baker	DE	8.5	61.0
1983	William Gay	DE	13.5	103.5
1984	William Gay	DE	10.0	72.0



# THE RECORDS SECTION

Detroitlions.com  
Media.Detroitlions.com

## TOP PERFORMANCES

### PASSING

#### 300-Yard Passing Games (since 1934)

Date	Opp	Player	Yds	Cmp	Att
11/16/47	Was	Clyde LeForce	317	-	-
11/5/50	ChiB	Bobby Layne	374	23	45
9/30/51	Was	Bobby Layne	310	20	26
10/21/51	NYT	Bobby Layne	315	20	44
9/27/53	Pit	Bobby Layne	364	19	37
11/20/55	Chi	Bobby Layne	319	20	32
11/3/63	at SF	Earl Morral	330	24	33
11/17/63	LARm	Earl Morral	312	21	44
11/1/64	LARm	Milt Plum	347	16	24
11/14/76	at NO	Greg Landry	310	27	38
12/27/78	Min	Gary Danielson	352	26	33
10/5/80	at Atl	Gary Danielson	348	23	36
12/14/80	TB	Gary Danielson	360	29	44
10/19/81	Chi	Eric Hipple	336	14	25
11/22/84	GB	Gary Danielson	305	24	33
9/21/86	TB	Eric Hipple	318	31	46
10/19/86	at LARm	Eric Hipple	316	31	50
10/25/87	GB	Chuck Long	362	33	47
9/17/89	at NYG	Bob Gagliano	344	21	31
12/16/90	Chi	Rodney Peete	316	18	27
9/27/92	TB	Rodney Peete	323	20	37
11/15/92	at Pit	Erik Kramer	304	20	25
11/24/94	Buf	Dave Krieg	351	20	25
10/22/95	at Was	Scott Mitchell	327	30	50
11/5/95	at Atl	Scott Mitchell	321	23	50
11/23/95	Min	Scott Mitchell	410	30	45
12/4/95	Chi	Scott Mitchell	320	26	38
12/23/95	at TB	Scott Mitchell	352	26	41
9/22/96	Chi	Scott Mitchell	336	24	34
10/13/96	at Oak	Scott Mitchell	343	31	50
9/7/97	TB	Scott Mitchell	331	29	50
11/14/99	at Arz	Gus Frerotte	375	24	39
11/25/99	Chi	Gus Frerotte	309	29	42
10/14/01	at Min	Charlie Batch	345	31	41
10/21/01	Ten	Charlie Batch	338	25	42
11/8/01	at Arz	Charlie Batch	436	36	62
12/30/01	Chi	Ty Detmer	303	31	51
10/13/02	at Min	Joey Harrington	309	25	41
12/19/04	Min	Joey Harrington	361	25	44
12/04/04	at Ten	Joey Harrington	346	33	49
10/24/06	GB	Jon Kitna	342	25	40
11/05/06	Atl	Jon Kitna	321	20	32
12/3/06	at NE	Jon Kitna	314	22	38
12/31/06	at Dal	Jon Kitna	306	28	42
9/23/07	at Phi	Jon Kitna	446	29	46
11/18/07	NYG	Jon Kitna	377	28	43
12/16/07	at SD	Jon Kitna	302	26	45
11/22/09	Cle	Matthew Stafford	422	26	43
9/19/10	Phi	Shaun Hill	335	45	25
10/03/10	at GB	Shaun Hill	331	54	34
11/14/10	at Buf	Shaun Hill	323	50	29

#### 300-Yard Passing Games

Rk	Player	G	Years
1	Scott Mitchell	8	1994-98
2	Jon Kitna	7	2006-08
3	Bobby Layne	5	1950-58
4	Gary Danielson	5	1976-84
5*	Eric Hipple	3	1980-89
5*	Joey Harrington	3	2002-05
5*	Shaun Hill	3	2010-
8*	Earl Morral	2	1958-64
8*	Rodney Peete	2	1989-93
8*	Gus Frerotte	2	1999
11	Clyde LeForce	1	1947-49
11	Greg Landry	1	1968-78
11	Milt Plum	1	1962-67
11	Bob Gagliano	1	1989-90
11	Chuck Long	1	1986-89, 91, 94
11	Erik Kramer	1	1991-93
11	Dave Krieg	1	1994
11	Ty Detmer	1	2001-03
11	Matthew Stafford	1	2009-

#### Most 400-Yard Passing Games

Rk	Player	G	Years
1*	Matthew Stafford	1	2009
1*	Scott Mitchell	1	1994-98
1*	Charlie Batch	1	1998-01
1*	Jon Kitna	1	2006-08

### RUSHING

#### 100-Yard Rushing Games (since 1934)

Date	Opp	Player	Yds	Att
10/28/34	at Cin-StL	Dutch Clark	194	-
11/4/34	Pit	Dutch Clark	110	-
11/4/34	Pit	Ernie Caddell	132	-
11/1/36	N.Y.	Ace Gutowsky	137	-
11/15/36	N.Y.	Ernie Caddell	153	-
10/30/38	at Chi	Bill Shepherd	152	-
10/8/44	at Bkn	Frank Sinkwich	135	16
11/25/48	ChiC	Camp Wilson	125	19
10/30/49	at GB	Walby Triplett	109	9
9/24/50	Pit	Bobby Layne	118	15
11/23/50	NYG	Bob Hoernschemeyer	118	14
11/8/51	at Phi	Bob Hoernschemeyer	118	14
11/9/52	at Pit	Bob Hoernschemeyer	107	20

10/10/54	LARm	Lew Carpenter	119	14
11/24/55	GB	Lew Carpenter	120	20
10/21/56	SF	Don McIlhenry	104	13
11/22/56	GB	Gene Gedman	103	22
10/6/57	at GB	John Henry Johnson	109	18
11/28/57	GB	John Henry Johnson	105	8
11/26/59	GB	Nick Pietrosante	134	17
10/30/60	at LARm	Dan Lewis	128	14
11/20/60	at Chi	Nick Pietrosante	106	20
12/11/60	Dal	Nick Pietrosante	104	21
12/18/60	Chi	Nick Pietrosante	142	15
10/8/61	Chi	Nick Pietrosante	113	12
10/29/61	at LARm	Nick Pietrosante	112	21
10/27/63	Min	Tom Watkins	102	17
11/3/63	at SF	Tom Watkins	107	21
11/25/65	Bal	Amos Marsh	146	23
12/6/65	at SF	Amos Marsh	109	26
9/24/67	Cle	Tom Watkins	115	24
11/12/67	at Min	Mel Farr	197	24
10/13/68	at Chi	Mel Farr	138	18
10/20/68	GB	Mel Farr	145	29
11/22/70	SF	Mel Farr	117	16
11/26/70	Oak	Mel Farr	104	20
11/7/71	at Den	Steve Owens	109	16
11/14/71	LARm	Altie Taylor	101	19
9/17/72	NYG	Steve Owens	113	20
11/23/72	NYJ	Altie Taylor	123	15
10/28/73	GB	Altie Taylor	160	23
11/18/73	at Chi	Altie Taylor	106	18
12/15/73	at Mia	Steve Owens	113	27
10/10/76	NE	Horace King	100	32
11/7/76	at Min	Lawrence Gaines	116	22
11/25/76	Buf	Dexter Bussey	137	27
9/25/77	NO	Dexter Bussey	150	24
11/6/77	SD	Rick Kane	105	4
9/24/78	at Sea	Dexter Bussey	120	20
11/12/78	TB	Horace King	104	12
10/28/79	Buf	Dexter Bussey	139	26
9/7/80	at LARm	Dexter Bussey	111	14
9/7/80	at LARm	Billy Sims	153	22
9/14/80	at GB	Billy Sims	134	20
9/28/80	Min	Billy Sims	157	27
10/26/80	at KC	Billy Sims	155	28
11/16/80	Bal	Billy Sims	126	30
9/20/81	at Min	Billy Sims	112	27
9/27/81	Oak	Billy Sims	133	21
10/11/81	at Den	Billy Sims	185	29
10/19/81	Chi	Rick Kane	101	20
11/8/81	at Was	Billy Sims	159	21
11/15/81	Dal	Billy Sims	119	23
11/22/81	at Chi	Billy Sims	117	22
12/12/81	Min	Billy Sims	110	13
9/19/82	at LARm	Billy Sims	119	26
11/25/82	NYG	Billy Sims	114	26
12/12/82	at GB	Billy Sims	109	29
11/13/83	at Hou	Billy Sims	105	20
11/20/83	at GB	Billy Sims	189	36
11/24/83	Pit	Billy Sims	106	26
12/5/83	Min	Billy Sims	137	29
9/9/84	Atl	Billy Sims	140	20
9/30/84	at SD	Billy Sims	119	14
10/14/84	TB	Billy Sims	100	16
10/21/84	at Min	Billy Sims	103	22
10/20/85	SF	James Jones	116	30
10/27/85	Mia	James Jones	114	19
12/15/85	GB	James Jones	104	23
9/7/86	at Min	James Jones	174	36
10/12/86	at GB	Garry James	140	20
9/24/89	Chi	Barry Sanders	126	18
10/29/89	at GB	Barry Sanders	184	30
11/19/89	at Cin	Barry Sanders	114	18
11/23/89	Cle	Barry Sanders	145	28
12/10/89	at Chi	Barry Sanders	120	26
12/17/89	TB	Barry Sanders	104	21
12/24/89	at Atl	Barry Sanders	158	20
11/4/90	Was	Barry Sanders	104	11
12/12/90	Den	Barry Sanders	140	23
12/10/90	LARm	Barry Sanders	176	25
12/22/90	at GB	Barry Sanders	133	19
9/15/91	Mia	Barry Sanders	143	32
9/22/91	at Ind	Barry Sanders	179	30
9/29/91	TB	Barry Sanders	160	27
10/6/91	Min	Barry Sanders	116	25
11/10/91	at TB	Barry Sanders	118	23
11/24/91	at Min	Barry Sanders	220	23
12/8/91	NYJ	Barry Sanders	114	20
12/22/91	at Buf	Barry Sanders	108	26
10/25/92	at Chi	Barry Sanders	109	19
11/8/92	Dal	Barry Sanders	122	21
11/22/92	at Cin	Barry Sanders	151	29
12/6/92	at GB	Barry Sanders	114	16
12/20/92	at SF	Barry Sanders	113	20
9/12/93	Chi	Barry Sanders	104	19
10/12/93	at NE	Barry Sanders	142	22
10/3/93	at TB	Barry Sanders	130	22
10/17/93	Sea	Barry Sanders	101	22
11/7/93	TB	Barry Sanders	187	29
12/12/93	at Pho	Derrick Moore	107	20
1/2/94	GB	Eric Lynch	115	30
9/4/94	Atl	Barry Sanders	140	27
9/19/94	at Dal	Barry Sanders	194	40
9/25/94	NE	Barry Sanders	131	18



# THE RECORDS SECTION

Detroitlions.com  
Media.Detroitlions.com

10/2/94	at TB	Barry Sanders	166	20
10/23/94	Chi	Barry Sanders	167	23
10/30/94	at NYG	Barry Sanders	146	26
11/13/94	TB	Barry Sanders	237	26
12/4/94	GB	Barry Sanders	188	20
12/10/94	at NYJ	Barry Sanders	127	23
12/17/94	Min	Barry Sanders	110	17
9/3/95	at Pit	Barry Sanders	108	21
9/17/95	Arz	Barry Sanders	147	24
10/8/95	Cle	Barry Sanders	157	18
10/15/95	at GB	Barry Sanders	124	18
10/29/95	GB	Barry Sanders	167	22
11/19/95	at Chi	Barry Sanders	120	24
11/23/95	Min	Barry Sanders	138	24
9/1/96	at Min	Barry Sanders	163	24
9/8/96	TB	Barry Sanders	125	20
11/3/96	at GB	Barry Sanders	113	18
11/17/96	Sea	Barry Sanders	134	16
11/24/96	at Chi	Barry Sanders	107	21
12/8/96	Min	Barry Sanders	134	20
12/23/96	at SF	Barry Sanders	175	28
9/14/97	at Chi	Barry Sanders	161	19
12/21/97	at NO	Barry Sanders	113	18
9/28/97	GB	Barry Sanders	139	28
10/5/97	at Buf	Barry Sanders	107	25
10/12/97	at TB	Barry Sanders	215	24
10/19/97	NYG	Barry Sanders	105	24
11/2/97	at GB	Barry Sanders	105	23
11/9/97	at Was	Barry Sanders	105	15
11/16/97	Min	Barry Sanders	108	19
11/23/97	Ind	Barry Sanders	216	24
11/27/97	Chi	Barry Sanders	167	19
12/7/97	at Mia	Barry Sanders	137	30
12/14/97	at Min	Barry Sanders	138	19
12/21/97	NYJ	Barry Sanders	184	23
9/13/98	Lin	Barry Sanders	185	26
9/28/98	TB	Barry Sanders	131	27
10/15/98	GB	Barry Sanders	155	25
10/25/98	Min	Barry Sanders	127	24
11/1/98	Arz	Barry Sanders	107	27
11/8/98	at Phi	Barry Sanders	140	20
11/15/98	Chi	Barry Sanders	114	24
12/6/98	at Jax	Barry Sanders	102	18
10/31/99	TB	Greg Hill	123	16
10/1/00	Min	James Stewart	123	20
10/19/00	at TB	James Stewart	116	29
12/17/00	at NYJ	James Stewart	164	37
10/14/01	at Min	James Stewart	108	16
11/22/01	GB	James Stewart	102	14
10/20/02	Chi	James Stewart	172	32
11/10/02	at GB	James Stewart	122	15
12/14/03	at KC	Shawn Bryson	105	18
12/14/04	at Min	Kevin Jones	100	19
12/5/04	Arz	Kevin Jones	196	26
12/12/04	at GB	Kevin Jones	156	33
12/26/04	Chi	Kevin Jones	123	25
10/15/06	Buf	Kevin Jones	127	23
11/5/06	Atl	Kevin Jones	110	26
10/28/07	Chi	Kevin Jones	105	23
12/23/07	KC	T.J. Duckett	102	15
11/16/08	at Car	Kevin Smith	112	24
9/27/09	Was	Kevin Smith	101	16
12/20/09	Arz	Maurice Morris	126	17
12/19/10	at TB	Maurice Morris	109	15

## Most 100-Yard Rushing Games

Rk	Player	G	Years
1	Barry Sanders	76	1989-98
2	Billy Sims	23	1980-84
3	Kevin Jones	7	2004-07
3t	James Stewart	7	2000-03
5	Nick Pietrosante	6	1959-65
6	Mel Farr	5	1967-73
6t	Dexter Bussey	5	1974-84
8	Altie Taylor	4	1969-76
8t	James Jones	4	1983-88
10t	Bob Hoernschemeyer	3	1975-80
10t	Steve Owens	3	1970-75
10t	Tom Watkins	3	1962-67
13t	Dutch Clark	2	1934-38
13t	Ernie Caddell	2	1934-38
13t	Amos Marsh	2	1965-67
13t	Low Carpenter	2	1955-58
13t	John Henry Johnson	2	1957-59
13t	Rick Kane	2	1977-83, 85
13t	Horace King	2	1975-83
13t	Maurice Morris	2	2009-
21t	Ace Gutowsky	1	1934-38
21t	Bill Shepherd	1	1935-40
21t	Camp Wilson	1	1946-49
21t	Frank Sinkwich	1	1943-44
21t	Gene Gedman	1	1953, 56-58
21t	Dan Lewis	1	1958-64
21t	Wally Triplett	1	1949-50
21t	Bobby Layne	1	1950-58
21t	Don McIlkenny	1	1956
21t	Lawrence Gaines	1	1976-79
21t	Garry James	1	1986-88
21t	Derrick Moore	1	1993-94
21t	Eric Lynch	1	1992-96
21t	Greg Hill	1	1999
21t	Shawn Bryson	1	2003-06
21t	T.J. Duckett	1	2007

## Most 200-Yard Rushing Games

Rk	Player	G	Years
1	Barry Sanders	4	1989-98

## RECEIVING

### 100-Yard Receiving Games (since 1934)

Date	Opp	Player	Yds	Rec
11/26/44	Cle	Dave Diehl	114	-
10/7/45	GB	John Greene	123	-
11/11/45	Chi	John Greene	120	-
11/27/47	Chi	John Greene	106	-
12/7/47	GB	Ralph Heywood	128	-
10/9/48	Bos	John Greene	106	-
10/31/48	GB	Joe Margucci	100	-
11/14/48	Was	Bob Mann	147	-
11/23/50	NYJ	Cloyce Box	123	4
12/9/50	at Bal	Cloyce Box	302	12
9/30/51	Was	Bill Swacki	121	10
12/7/52	ChiB	Cloyce Box	172	5
12/13/52	at Dal	Cloyce Box	202	7
9/27/53	Pit	Cloyce Box	138	5
10/24/54	at SF	Doak Walker	125	7
11/14/54	SF	Doak Walker	119	2
11/15/55	at Pit	Dave Middleton	102	5
10/6/56	at Bal	Dorne Dibble	106	3
12/2/56	Chi	Dave Middleton	146	7
10/20/57	Bal	Howard Cassidy	113	6
11/3/57	at SF	James Doran	150	7
11/17/57	SF	James Doran	137	6
10/5/58	at GB	James Doran	133	4
10/12/58	LARm	James Doran	102	4
11/26/59	GB	James Gibbons	103	7
10/9/60	SF	Gail Cogdill	115	8
10/8/61	Chi	Terry Barr	101	3
10/29/61	at LARm	Gail Cogdill	109	3
11/12/61	at StL	Terry Barr	113	4
12/17/61	Phi	Gail Cogdill	171	7
9/23/62	SF	Gail Cogdill	147	4
9/30/62	at Bal	Terry Barr	153	5
10/21/62	at NYG	Gail Cogdill	106	3
12/2/62	Bal	Gail Cogdill	137	7
12/9/62	Min	Gail Cogdill	103	5
9/29/63	Chi	Gail Cogdill	119	4
10/13/63	at Dal	Gail Cogdill	150	4
10/27/63	Min	Terry Barr	101	3
11/3/63	SF	Terry Barr	135	10
11/10/63	at Bal	Terry Barr	101	7
11/17/63	LARm	Gail Cogdill	107	5
11/17/63	LARm	Terry Barr	100	6
11/24/63	at Min	Terry Barr	119	7
12/8/63	Cle	Terry Barr	118	4
9/13/64	at SF	Terry Barr	108	3
9/13/64	at SF	Gail Cogdill	116	5
9/19/64	at LARm	Terry Barr	109	7
10/4/64	NYG	Terry Barr	118	3
10/23/64	at SF	Pat Studdstill	128	4
11/1/64	LARm	Gail Cogdill	165	7
11/22/64	MIN	Terry Barr	165	7
12/13/64	SF	James Gibbons	161	4
10/17/65	GB	Terry Barr	112	5
10/31/65	at LARm	Terry Barr	103	3
10/9/66	at LARm	Pat Studdstill	142	6
10/16/66	at Bal	Pat Studdstill	141	6
10/30/66	GB	Pat Studdstill	164	7
11/6/66	at Chi	Pat Studdstill	125	7
11/13/66	at Min	Pat Studdstill	116	9
10/1/67	at StL	Pat Studdstill	107	5
9/15/68	at Dal	Earl McCullough	132	5
12/8/68	at Atl	Bill Gambrell	105	4
12/15/68	at Was	Charlie Sanders	133	10
11/16/69	StL	Earl McCullough	117	5
10/18/70	at Cle	Larry Walton	158	4
10/17/71	at Hou	Altie Taylor	122	4
9/17/72	at NYG	John Hilton	120	3
10/8/72	at Atl	Ron Jessie	102	3
10/22/72	SD	Larry Walton	101	7
9/16/73	at Pit	Ron Jessie	131	7
10/6/74	at LARm	Ron Jessie	149	6
10/20/74	at Min	Ron Jessie	116	10
10/27/74	GB	Charlie Sanders	146	7
10/19/75	at Min	Ray Jarvis	100	6
12/7/75	Chi	Marlin Briscoe	119	5
10/31/76	GB	Ray Jarvis	163	3
11/14/76	at NO	Ray Jarvis	111	5
11/12/78	TB	David Hill	106	7
11/11/79	TB	Freddie Scott	148	9
10/5/80	at Atl	Freddie Scott	107	5
12/14/80	TB	Leonard Thompson	106	5
10/19/81	Chi	Freddie Scott	110	3
10/19/81	Chi	Leonard Thompson	118	3
11/8/81	at Was	Freddie Scott	156	8
9/19/82	at LARm	Billy Sims	103	5
12/19/82	Min	Leonard Thompson	161	5
9/11/83	Cle	Leonard Thompson	179	8
9/25/83	at Min	Mark Nichols	100	4
10/21/84	at Min	Mark Nichols	117	5
11/4/84	Phi	Ken Jenkins	128	8
11/22/84	GB	Mark Nichols	108	4
10/6/85	at GB	Jeff Chadwick	112	7
10/27/85	Mia	Leonard Thompson	133	6
11/28/85	NYJ	Leonard Thompson	115	3
12/15/85	GB	Carl Bland	109	7
12/22/85	Chi	Pete Mandley	127	5





# THE RECORDS SECTION

Detroitlions.com  
Media.Detroitlions.com

12/22/85	Chi	Leonard Thompson	101	9	9/24/06	GB	Roy Williams	138	7
9/21/86	TB	Jeff Chadwick	106	5	10/1/06	at StL	Roy Williams	139	9
11/2/86	Cin	Jeff Chadwick	100	6	10/15/06	Buf	Roy Williams	161	10
11/16/86	at Phi	Jeff Chadwick	139	5	10/22/06	at NYJ	Mike Furrey	109	9
11/27/86	GB	Jeff Chadwick	121	11	11/5/07	Atl	Roy Williams	138	6
9/20/87	at LARd	Pete Mandley	110	7	11/23/06	Mia	Roy Williams	126	6
10/2/88	at SF	Pete Mandley	116	7	12/3/06	at NE	Mike Furrey	123	9
9/17/89	at NYG	Richard Johnson	172	9	12/24/06	Chi	Mike Furrey	107	10
11/1/89	Pit	Robert Clark	124	6	12/31/06	at Dal	Roy Williams	104	11
10/15/89	at Hou	Robert Clark	141	6	12/31/06	Min	Mike Furrey	102	11
12/31/89	NO	Richard Johnson	248	8	9/16/07	Phi	Roy Williams	111	7
12/24/89	Richd Atl	Richard Johnson	135	7	9/23/07	at Phi	Roy Williams	204	9
9/9/90	TB	Robert Clark	117	6	11/18/07	NYG	Shawn McDonald	113	7
10/14/90	at KC	Barry Sanders	135	5	11/18/07	NYG	Roy Williams	106	6
10/28/90	at NO	Robert Clark	127	6	12/16/07	at SD	Calvin Johnson	102	5
9/8/91	GB	Robert Clark	143	10	9/7/08	at Atl	Calvin Johnson	107	7
11/10/91	at TB	Brett Perriman	127	6	10/14/08	GB	Calvin Johnson	129	6
9/6/92	at Chi	Willie Green	114	5	10/19/08	at Hou	Calvin Johnson	154	2
9/27/92	TB	Brett Perriman	117	9	12/14/08	at Ind	Calvin Johnson	110	9
10/15/92	at Min	Brett Perriman	124	8	12/28/08	at GB	Calvin Johnson	102	9
10/25/92	at TB	Herman Moore	108	3	10/4/09	at Chi	Calvin Johnson	133	8
11/15/92	at Pit	Willie Green	115	6	11/22/09	Cle	Calvin Johnson	161	7
12/6/92	at GB	Herman Moore	106	6	12/6/09	at Cin	Calvin Johnson	123	6
12/20/92	Chi	Herman Moore	108	3	9/19/10	Phi	Jahvid Best	154	9
9/6/93	Atl	Herman Moore	113	4	9/19/10	Phi	Brandon Pettigrew	108	7
9/26/93	Pho	Willie Green	102	3	10/17/10	at NYG	Calvin Johnson	146	5
10/24/93	at LARm	Herman Moore	120	6	10/31/10	Was	Calvin Johnson	101	9
10/31/93	at Min	Herman Moore	113	3	11/7/10	NWJ	Nate Burleson	113	7
10/30/94	at NYG	Herman Moore	114	3	11/14/10	at Buf	Calvin Johnson	128	10
11/6/94	at GB	Herman Moore	151	8	12/19/10	at TB	Calvin Johnson	152	10
11/20/94	at Chi	Brett Perriman	120	6					
11/24/94	Buf	Herman Moore	169	7					
9/5/95	at Pit	Herman Moore	131	10					
9/17/95	Arz	Brett Perriman	114	7					
9/25/95	at SF	Brett Perriman	115	9					
10/8/95	Cle	Herman Moore	125	9					
10/22/95	at Was	Herman Moore	102	10					
10/22/95	at Was	Brett Perriman	115	6					
10/29/95	GB	Herman Moore	147	6					
11/5/95	at Atl	Herman Moore	176	9					
11/12/95	TB	Herman Moore	106	6					
11/12/95	TB	Brett Perriman	125	10					
11/19/95	at Chi	Brett Perriman	142	12					
11/23/95	Min	Herman Moore	127	8					
11/23/95	Min	Johnnie Morton	102	7					
11/23/95	Min	Brett Perriman	153	12					
12/4/95	Chi	Herman Moore	183	14					
12/10/95	at Hou	Herman Moore	105	7					
12/10/95	at Hou	Brett Perriman	128	6					
12/23/95	at TB	Herman Moore	105	10					
12/23/95	at TB	Brett Perriman	135	5					
9/1/96	at Min	Herman Moore	157	12					
9/1/96	Chi	Johnnie Morton	174	7					
9/29/96	at TB	Herman Moore	104	9					
10/6/96	Atl	Herman Moore	107	3					
10/13/96	at Oak	Herman Moore	109	10					
10/13/96	at Oak	Johnnie Morton	109	8					
11/28/96	KC	Brett Perriman	131	8					
12/15/96	Min	Herman Moore	126	6					
8/31/97	Atl	Herman Moore	115	7					
9/7/97	TB	Johnnie Morton	102	4					
9/7/97	TB	Barry Sanders	102	8					
9/21/97	NO	Herman Moore	111	11					
9/28/97	GB	Herman Moore	105	6					
10/5/97	at Buf	Herman Moore	120	5					
10/12/97	at TB	Herman Moore	120	5					
11/17/97	Min	Herman Moore	130	10					
11/23/97	Chi	Johnnie Morton	120	7					
12/7/97	at Mia	Johnnie Morton	171	9					
9/6/98	at GB	Herman Moore	100	9					
10/4/98	at Chi	Johnnie Morton	138	2					
11/1/98	Arz	Johnnie Morton	115	7					
11/15/98	Chi	Johnnie Morton	109	5					
11/26/98	Pit	Herman Moore	148	8					
12/6/98	at Jax	Herman Moore	116	7					
12/27/98	at Bal	Herman Moore	120	10					
12/29/98	at Sea	Germane Crowell	141	7					
9/19/99	GB	Johnnie Morton	118	4					
11/7/99	StL	Germane Crowell	163	8					
11/14/99	at Arz	Germane Crowell	142	5					
11/14/99	at Arz	Johnnie Morton	110	4					
11/21/99	at GB	Germane Crowell	112	8					
11/25/99	Was	Germane Crowell	122	2					
12/12/99	at TB	Johnnie Morton	107	7					
12/19/99	at Chi	Johnnie Morton	100	8					
1/2/00	at Min	Johnnie Morton	128	10					
1/2/00	at Min	Germane Crowell	120	8					
11/30/00	at Min	Larry Foster	106	8					
9/8/01	at GB	Johnnie Morton	111	5					
9/23/01	at Cle	Johnnie Morton	100	6					
10/14/01	at Min	Germane Crowell	125	9					
10/21/01	Ten	Johnnie Morton	113	9					
11/18/01	at Arz	Johnnie Morton	153	7					
11/10/02	at GB	Az-Zahir Hakim	143	7					
12/29/02	Min	Bill Schroeder	109	9					
9/26/04	Phi	Roy Williams	135	9					
11/7/04	Was	Az-Zahir Hakim	120	7					
12/19/04	Min	Az-Zahir Hakim	108	4					
12/19/04	Min	Roy Williams	104	7					
10/16/05	Car	Marcus Pollard	105	3					
11/6/05	at Min	Scottie Vines	109	9					
11/13/05	Arz	Roy Williams	117	7					
12/24/05	at NO	Roy Williams	111	4					

## Most 100-Yard Receiving Games

Rk	Player	G	Years
1	Herman Moore	34	1991-01
2	Johnnie Morton	19	1994-01
3	Terry Barr	15	1957-65
4	Brett Perriman	14	1991-96
5	Roy Williams	13	2004-
6	Calvin Johnson	13	2007-
7	Gail Cogdill	12	1960-68
8t	Pat Studstill	11	1961-67
8t	Leonard Thompson	7	1975-86
8t	Germaine Crowell	7	1998-02
11t	Cloyce Box	5	1949-50, 52-54
11t	Jeff Chadwick	5	1983-89
13t	John Greene	4	1944-50
13t	James Doran	4	1951-59
13t	Ron Jessie	4	1971-74
13t	Freddie Scott	4	1978-83
13t	Robert Clark	4	1989-91
13t	Mike Furrey	4	2006-08
19t	Ray Jarvis	3	1974-78
19t	Mark Nichols	3	1989-87
19t	Richard Johnson	3	1989-90
19t	Willie Green	3	1991-93
19t	Az-Zahir Hakim	3	2002-04, 06
24t	Doak Walker	2	1950-55
24t	Dave Middleton	2	1955-60
24t	James Gibbons	2	1968-68
24t	Earl McCullough	2	1968-73
24t	Charlie Sanders	2	1968-77
24t	Larry Walton	2	1969-76
24t	Pete Mandley	2	1984-88
24t	Barry Sanders	2	1989-98
32t	Ralph Heywood	1	1947
32t	Bill Gambrell	1	1968
32t	Dave Diehl	1	1939-40, 44-45
32t	Joe Margucci	1	1947-48
32t	Bob Mann	1	1948-49
32t	Dorne Dibble	1	1951, 53-57
32t	Bill Swadki	1	1951-52
32t	Howard Cassidy	1	1956-61, 63
32t	Altie Taylor	1	1969-76
32t	John Hilton	1	1972-73
32t	Marlin Briscoe	1	1975-76
32t	David Hill	1	1976-82
32t	Billy Sims	1	1980-84
32t	Ken Jenkins	1	1983-84
32t	Carl Bland	1	1984-88
32t	Larry Foster	1	2000-02
32t	Bill Schroeder	1	2002-03
32t	Scottie Vines	1	2004-05
32t	Marcus Pollard	1	2005-06
32t	Shawn McDonald	1	2007-08
32t	Brandon Pettigrew	1	2009-
32t	Jahvid Best	1	2010-
32t	Nate Burleson	1	2010-

## 200-Yard Receiving Games

Rk	Player	G	Years
1	Cloyce Box	2	1949-50, 52-54
2t	Richard Johnson	1	1989-90
2t	Roy Williams	1	2004-08

## Most 300-Yard Receiving Games

Rk	Player	G	Years
1	Cloyce Box	1	1949-50, 52-54



## THE LAST TIME...

### RUSHING

#### 150-199 YDS

Lions.....K. Jones, 156 vs. GB 12/12/04  
Opp.....A. Peterson, 160 at Min 9/26/10

#### 200+ YDS

Lions.....B. Sanders, 216 vs. Ind 11/23/97  
Opp.....M. Turner 220 at Atl 9/7/08

#### RUN OF 75+ YDS

Lions.....S. Bryson, 77tt vs. Bal 10/9/05  
Opp.....A. Peterson, 80t at Min 9/26/10

#### THREE RUSHING TD

Lions.....J. Stewart, at TB 10/19/00  
Opp.....L. McCoy vs. Phi 9/19/10

#### FOUR RUSHING TD

Lions.....B. Sanders, at Min 11/24/91  
Opp.....Never Happened

#### 30-34 ATTEMPTS

Lions.....K. Jones, 33 at GB 12/12/04  
Opp.....C. Portis, 34 vs. Was 11/7/04

#### 35-39 ATTEMPTS

Lions.....J. Stewart, 37 at NYJ 12/7/00  
Opp.....C. Benson, 36 at Cin 12/6/09

#### 40+ ATTEMPTS

Lions.....B. Sanders, 40 at Dal (OT) 9/19/94  
Opp.....Never Happened

#### 300+ YDS TEAM RUSHING

Lions.....330, at LaRm 9/7/80  
Opp.....308 at Bal 12/13/09

#### 100+ YDS IN ONE HALF

Lions.....K. Jones, 118 at GB 12/12/04  
Opp.....R. Rice, 151 at Bal 12/13/09

### RECEIVING

#### 200-299 YDS

Lions.....R. Williams, 204 at Phi 9/23/07  
Opp.....S. Rice, 201 at Min 11/15/09

#### 300+ YDS

Lions.....C. Box, 302 vs. BAL 12/3/50  
Opp.....J. Benton, 303 vs. CLE 11/22/45

#### TWO 100-YD RECEIVERS

Lions.....J. Best 154, B. Pettigrew 108 vs. Phi 9/19/10  
Opp.....D. Driver, 111 and G. Jennings, 101 at GB 12/28/08

#### THREE 100-YD RECEIVERS

Lions.....B. Perriman, 153; H. Moore, 127; J. Morton, 102 vs. MIN 11/23/95  
Opp.....Never Happened

#### BACK-TO-BACK 100-YD GAMES

Lions.....C. Johnson, 146 at NYG 10/17/10; 101 vs. Was 10/31/10  
Opp.....M. Forte, 151 at Chi 9/12/10 and D. Jackson, 135 vs. Phi 9/19/10

#### THREE-STRAIGHT 100-YD GAMES

Lions.....G. Crowell, 142 at Arz 11/14/99; 112 at GB 11/21/99; 122 vs. WAS 11/25/99  
Opp.....M. Massaquoi, 115 vs. Cle 11/22/09; D. Driver, 142 vs. GB 11/26/2009 and C. Ochocinco, 137 at Cin 12/6/2009

#### FOUR STRAIGHT 100-YD GAMES

Lions.....H. Moore, 111 vs. NO 9/21/97; 105 vs. GB 9/28/97; 116 at Buf 10/5/97; 120 at TB 10/12/97  
Opp.....S. Rice, 201 at Min 11/15/09; M. Massaquoi, 115 vs. Cle 11/22/09; D. Driver, 142 vs. GB 11/26/2009 and C. Ochocinco, 137 at Cin 12/6/2009

#### 75+ YD RECEPTION

Lions.....C. Johnson, 87t at NYG 10/17/10  
Opp.....D. Branch, 79t vs. NE 11/25/10

#### 10-11 RECEPTIONS

Lions.....C. Johnson, 10 at TB 12/19/10  
Opp.....B. Marshall 10 at Mia 12/26/10

#### 12+ RECEPTIONS

Lions.....H. Moore, 12 at Min 9/1/96  
Opp.....D. Amendola 12 vs. StL 10/10/10

#### THREE TD RECEPTIONS

Lions.....C. Johnson vs. Wash 10/31/10  
Opp.....M. Jones-Drew vs. Jax 11/9/08

#### FOUR TD RECEPTIONS

Lions.....C. Box, at Bal 12/3/50  
Opp.....P. Warfield, at Mia 12/15/73

### COMBINED YARDS

#### 100-YD RUSHER, 100-YD RECEIVER

Lions.....M. Morris 109 (rush), C. Johnson 152 (rec) at TB 12/19/10  
Opp.....L. McCoy 120 (rush), D. Jackson 135 (rec) vs. Phi 9/19/10

#### 300-YARD PASSER, 100-YD RUSHER, 100-YD RECEIVER

Lions.....J. Kitna 321 (pass), K. Jones 110 (rush), R. Williams 138 (rec) vs. Atl 11/5/06  
Opp.....B. Favre 344 (pass), A. Peterson 133 (rush), S. Rice 201 (rec) at Min 11/15/09

### PASSING

#### 40-49 ATTEMPTS

Lions.....Sh. Hill, 46 vs. NE 11/25/10  
Opp.....C. Henne, 44 at Mia 12/26/10

#### 50-59 ATTEMPTS

Lions.....Sh. Hill, 50 at Buf 11/14/10  
Opp.....M. Hasselbeck, 51 at Sea 11/8/09

#### 60+ ATTEMPTS

Lions.....C. Batch, 62 at Arz 11/8/01  
Opp.....C. Miller, 66 at Atl 12/24/89

#### 30-34 COMPLETIONS

Lions.....Sh. Hill, 32 at Dal 11/21/10  
Opp.....D. Brees, 30 vs. NO 12/21/08

#### 35-39 COMPLETIONS

Lions.....C. Batch, 36 at Ari 11/8/01  
Opp.....M. Hasselbeck, 39 at Sea 11/8/09

#### 40+ COMPLETIONS

Lions.....Never Happened  
Opp.....J. Rutledge, 43 vs. WAS 11/4/90

#### 300-399 YDS

Lions.....Sh. Hill, 331 at GB 10/3/10  
Opp.....T. Brady, 341 vs. NE 11/25/10

#### 400+ YDS

Lions.....M. Stafford, 422 vs. Cle 11/22/09  
Opp.....D. Culpepper, 404 vs. Min 12/7/04

#### THREE TD PASSES

Lions.....Sh. Hill, vs. StL 10/10/10  
Opp.....J. Kitna, at Dal 11/21/10

#### FOUR TD PASSES

Lions.....M. Stafford, vs. Was 10/31/10  
Opp.....T. Brady, vs. NE 11/25/10

#### FIVE+ TD PASSES

Lions.....M. Stafford, 5 vs. Cle 11/22/09  
Opp.....D. Brees, 6 at NO 9/13/09

#### BACK-TO-BACK 300-YD GAMES

Lions.....C. Batch, 345 at Min 10/14/01; 338 vs. TEN 10/21/01  
Opp.....B. Quinn, 304 vs. Cle 11/22/09 and A. Rodgers, 348 vs. GB 11/26/09

#### FIVE INTERCEPTIONS

Lions.....M. Stafford, at Seattle 11/8/09  
Opp.....T. Kramer, vs. Min 9/28/80

#### SIX INTERCEPTIONS

Lions.....B. Layne, at Cle (NFL Championship) 12/26/54  
Opp.....J. Brodie, vs. SF 11/4/73

#### SEVEN+ INTERCEPTIONS

Lions.....Ty Detmer, at Cle 9/23/01  
Opp.....Never Happened

#### TD OFF A HALFBACK PASS

Lions.....J. Jones to G. Danielson, 22t vs. Phi 11/4/84  
Opp.....C. Portis to L. Coles, 15t vs. Was 11/7/04

#### TD OFF FLEA FLICKER

11/24/94.....D. Krieg to H. Moore (handoff to B. Sanders) 51t vs. BUF

### DEFENSE

#### SHUTOUT

Lions.....at TB, 9/29/96  
Opp.....at GB, 10/18/09

#### SAFETY

Lions.....Penalty in end zone at Dal 11/21/10  
Opp.....Penalty in end zone vs. Cle 11/22/09

#### FUMBLE RECOVERED FOR TD

Lions.....R. Porcher, vs. Min 12/29/02 (Forced by K. Edwards)  
Opp.....B. Leber at Min 10/8/06 (Lions zQB J. Kitna fumble)

#### FUMBLE RETURN TD

Lions.....N. Suh, 17 vs. Was 10/31/10  
Opp.....R. Edwards, 9 vs. Min 9/16/07

#### INTERCEPTION RETURN TD

Lions.....D. Levy, 30 at Mia 12/26/10  
Opp.....J. Allen, 36 vs. Min 1/2/11

#### 70+ YD INTERCEPTION RETURN

Lions.....L. Delmas, 101 vs. Arz 12/20/09  
Opp.....M. Anderson, 78 vs. GB 9/22/02

#### THREE INTERCEPTIONS

Lions.....K. Shultz, at Chi 9/24/00  
Opp.....B. Williams, at Min 11/23/03

#### FOUR INTERCEPTIONS

Lions.....D. Doll, vs. ChiC 10/23/49  
Opp.....B. Dillon, vs. GB 11/26/53

#### THREE SACKS

Lions.....D. White, 3.0 vs. TB 10/21/07  
Opp.....J. Harrison, 3.0 vs. Pit 10/11/09



# THE RECORDS SECTION

Detroitlions.com  
Media.Detroitlions.com

## FOUR SACKS

Lions ..... K. Ferguson, 4.0 at Phi 11/16/86  
Opp ..... K. Williams, 4.0 at Min 10/12/08

## FIVE+ SACKS

Lions ..... W. Gay, 5.5 at TB 9/4/83  
Opp ..... Never Happened

## RUSHING LESS THAN 50 YDS

Lions ..... 20, at Chi 9/12/10  
Opp ..... 47, vs. Den 11/4/07

## FORCED FOUR TURNOVERS

Lions ..... at GB 10/3/10  
Opp ..... at Car 11/16/08

## FORCED FIVE OR MORE TURNOVERS

Lions ..... 8, vs. GB 11/27/03  
Opp ..... 6, at SF 12/27/09

## SPECIAL TEAMS

### FOUR FIELD GOALS

Lions ..... J. Hanson at GB 10/3/10  
Opp ..... M. Crosby vs. GB 10/18/09

### FIVE FIELD GOALS

Lions ..... J. Hanson, vs. GB 11/27/03  
Opp ..... J. Feely, at Atl 12/22/02

### SIX FIELD GOALS

Lions ..... J. Hanson vs. MIN 10/17/99  
Opp ..... Never Happened

### 50-54 YD FIELD GOAL

Lions ..... D. Rayner, 50 vs. Chi 12/5/10  
Opp ..... R. Gould, 52 at Chi 10/4/09

### 55-59 YD FIELD GOAL

Lions ..... D. Rayner, 55 vs. Min 1/2/11  
Opp ..... S. Janikowski, 55 vs. OAK 11/2/03

### 60+ YD FIELD GOAL

Lions ..... Never Happened  
Opp ..... T. Dempsey, 63 at NO 11/8/70 (NFL record)

### KICKED GAME-WINNING FG (4TH QUARTER/OT)

Lions ..... D. Rayner, 34 yds (OT) at TB 12/19/10  
Opp ..... N. Folk, 30 yds vs. NYJ (OT) 11/7/10

### FIELD GOAL BLOCKED

Lions ..... G. Jackson at SF 12/27/09  
Opp ..... G. Sensabaugh vs. Jax 11/9/08

### FG BLOCK RETURN TD

Lions ..... S. Rogers block, Bracy Walker 92t at Chi 9/12/04  
Opp ..... D. Mitchell, 69t, vs. Ten 10/21/01

### MISSED PAT

Lions ..... N. Suh, vs. NYJ 11/7/10  
Opp ..... M. Vanderjagt, vs. Ind 11/25/04

### EXTRA POINT BLOCK

Lions ..... J. DeVries (R. Longwell kick) vs. Min 10/8/06  
Opp ..... I. Idonije (J. Hanson kick) vs. Chi 9/30/07

### TD OFF FAKE FG

Lions ..... J. Reed to Ed O'Neil, 32t, vs. ATL 9/19/76  
Opp ..... J. Brown to D. Fells, 36t, vs. STL 11/1/09

### PUNTED 10-11 TIMES

Lions ..... N. Harris, 10 vs. Was 11/7/04  
Opp ..... D. Stryzinski, 10 vs. ATL 11/12/00

### 12+ PUNTS

Lions ..... W. Summers, 12 at SF 10/23/77  
Opp ..... C. Kinscherf, 14 vs. NYG 11/7/43

### 15+ PUNTS COMBINED

Lions ..... N. Harris, 8-35.4 (44.3) vs. GB 12/12/10  
Opp ..... N. Masthay 8-40.4 (50.5) vs. GB 12/12/10

### BLOCKED PUNT

Lions ..... C. FitzSimmons vs. KC 12/23/07  
Opp ..... W. Harris vs. Was 11/7/04

### BLOCKED PUNT TD RETURN

Lions ..... B. Blades, vs. GB 11/1/92  
Opp ..... W. Harris, vs. Was 11/7/04

### PUNT RETURN TD

Lions ..... E. Drummond, 83t at Jax 11/14/04  
Opp ..... C. Smith 70t vs. TB 11/23/08

### PUNT RETURN 50-59 YDS

Lions ..... E. Drummond, 55t at Jax 11/14/04  
Opp ..... T. Newman, 56t at Dal 12/31/06

### PUNT RETURN 60-69 YDS

Lions ..... D. Howard, 68t vs. Was 12/5/99  
Opp ..... James Thrash, 62 at Was 10/7/07

### PUNT RETURN 70-79 YDS

Lions ..... S. Logan, 71 vs. Was 10/31/10  
Opp ..... C. Smith 70t vs. TB 11/23/08

### PUNT RETURN 80-89 YDS

Lions ..... E. Drummond, 83t at Jax 11/14/04  
Opp ..... S. Moss, 80t vs. Was 10/26/08

### PUNT RETURN 90+ YDS

Lions ..... D. Howard, 95t at NO 9/3/00  
Opp ..... B. McCann 97t at Dal 11/21/10

### KICKOFF RETURN TD

Lions ..... S. Logan, 105 vs. Was 10/31/10  
Opp ..... B. Barks, 96 vs. Was 10/31/10

### KICKOFF RETURN 70-79 YDS

Lions ..... A. Cason, 74 vs. GB 11/22/07  
Opp ..... T. McGee, 72 vs. Buf 10/15/06

### KICKOFF RETURN 80-89 YDS

Lions ..... A. Brown, 87 at NO 9/13/09  
Opp ..... J. Azumah, 89t at Chi 10/26/03

### KICKOFF RETURN 90+ YDS

Lions ..... E. Drummond, 92t at Min 11/21/04  
Opp ..... B. Barks, 96t vs. Was 10/31/10

### KICKOFF RETURN 100+ YDS

Lions ..... S. Logan, 105t vs. Was 10/31/10  
Opp ..... J. Knox, 102t 10/4/09

## TEAM

### SCORED 40-49 POINTS

Lions ..... 44 vs. StL 10/10/10  
Opp ..... 45 vs. NE 11/25/10

### SCORED 50-59 POINTS

Lions ..... 55 vs. Chi 11/27/97  
Opp ..... 51 at SD 12/16/07

### SCORED 60+ POINTS

Lions ..... Never Happened  
Opp ..... 65, at LaRm 10/29/50

### TD ON FIRST OFFENSIVE PLAY

Lions ..... A. Halem 84-yd pass from J. Harrington, at GB 11/10/02  
Opp ..... K. Robinson 80-yd pass from B. Johnson, vs. Min 12/4/05

### TD ON OPENING DRIVE

Lions ..... B. Pettigrew 10-yd. pass from M. Stafford vs. NYJ 11/7/10  
Opp ..... D. Driver 29-yd. pass from A. Rodgers at GB 10/3/10

### OVERTIME WIN

Lions ..... at TB, 23-20 12/19/10  
Opp ..... vs. NYJ, 23-20 11/7/10

### 400-499 YDS NET OFFENSE

Lions ..... 433 at TB 12/19/10  
Opp ..... 425 at Mia 12/26/10

### 500-599 YDS NET OFFENSE

Lions ..... 534, vs. MIN 11/23/95  
Opp ..... 548 at Bal 12/13/09

### 600+ YDS TOTAL NET OFFENSE

Lions ..... Never Happened  
Opp ..... 676, vs. WAS 11/4/90

### 20-24 FIRST DOWNS

Lions ..... 22, vs. Min 1/2/11  
Opp ..... 22, at TB 12/19/10

### 25+ FIRST DOWNS

Lions ..... 26, at TB 12/19/10  
Opp ..... 28 at Mia 12/26/10

### FOUR CONSECUTIVE WINS

7-3 vs. GB 12/12/10; 23-20 (OT) at TB 12/19/10; 34-27 at Mia 12/26/10; 20-13 vs. Min 1/2/11

### FIVE CONSECUTIVE WINS

44-38 vs. Min 11/23/95; 27-7 vs. CHI 12/2/95; 24-17 at Hou 12/10/95; 44-0 vs. JAX 12/17/95; 37-10 at TB 12/23/95

### SIX CONSECUTIVE WINS

24-17 at Chi 11/19/44; 38 vs. MIN 11/23/95; 27-7 vs. CHI 12/2/95; 24-17 at Hou 12/10/95; 44-0 vs.; Jax 12/17/95; 37-10 at TB 12/23/95

### SEVEN CONSECUTIVE WINS

27-24 vs. TB 11/12/92; 24-17 at Chi 11/19/95; 44-38 vs. MIN 11/23/95; 27-7 vs. CHI 12/4/95; 24-17 at Hou 12/10/95; 44-0 vs. JAX 12/17/95; 37-10 at TB 12/23/95

### EIGHT CONSECUTIVE WINS

3-0 at GB 10/7/34; 10-0 at Phi 10/14/34; 24-0 vs. Bos 10/17/34; 28-0 vs. BKN 10/22/34; 38-0 at StL 10/28/34; 40-7 vs. PIT 11/4/34; 17-13 vs. CHI 11/11/34; 40-7 vs. STL 11/18/34

### NINE CONSECUTIVE WINS

6-0 at Chic 9/30/34; 3-0 at Chic 10/7/34; 10-0 at Phi 10/14/34; 24-0 vs. BOS 10/17/34; 28-0 vs. BKN 10/22/34; 38-0 at StL 10/28/34; 40-7 vs. PIT 11/4/34; 17-13 vs. CHI 11/11/34; 40-7 vs. STL 11/18/34

### 10 CONSECUTIVE WINS

9-0 vs. NY 9/23/34; 6-0 at Chic 9/30/34; 3-0 at GB 10/7/34; 10-0 at Phi 10/14/34; 24-0 vs. BOS 10/17/34; 28-0 vs. BKN 10/22/34; 38-0 at Cin-StL 10/28/34; 40-7 vs. PIT 11/4/34; 17-13 vs. CHI 11/11/34; 40-7 vs. STL 11/18/34

### SCORELESS FIRST HALF

Det vs. GB 12/12/10

### SCORELESS GAME

Det at NYG 11/7/43

***2011 DETROIT LIONS***  
**COACHING & SERIES RECORDS**





# COACHING & SERIES RECORDS

Detroitlions.com  
Media.Detroitlions.com

## DETROIT LIONS YEAR-BY-YEAR RESULTS

### PORTSMOUTH SPARTANS (1930-1933)

Year	Coach	Regular Season					Home					Road					Post				
		G	W	L	T	Pct	PF	PA	W	L	T	W	L	T	W	L	W	L	T	Pct	Div. Finish
1930	Tubby Griffen	14	5	6	3	.455	176	161	5	1	2	0	5	1							17th NFL
1931	Potsy Clark	14	11	3	0	.786	175	77	7	0	0	4	3	0							2nd NFL
1932	Potsy Clark	12	6	2	4	.750	116	71	2	0	2	4	2	2							3rd NFL Western
1933	Potsy Clark	11	6	5	0	.545	128	87	4	1	0	2	4	0							2nd NFL Western
Totals		51	28	16	7	.636	595	396	18	2	4	10	14	3			0	0	0	0	

### DETROIT LIONS (SINCE 1934)

Year	Coach	Regular Season					Home					Road					Post W L					Div. Finish
		G	W	L	T	Pct	PF	PA	W	L	T	W	L	T	W	L	T					
1934	Potsy Clark	13	10	3	0	.769	238	59	6	2	0	4	1	0						2nd Western		
1935	Potsy Clark	12	7	3	2	.700	191	111	5	0	1	2	3	1	1	0				NFL Champions		
1936	Potsy Clark	12	8	4	0	.667	235	102	5	1	0	3	3	0						3rd NFL Western		
1937	Dutch Clark	11	7	4	0	.636	180	105	4	2	0	3	2	0						3rd NFL Western		
1938	Dutch Clark	11	7	4	0	.636	119	108	4	3	0	3	1	0						2nd NFL Western		
1939	Gus Henderson	11	6	5	0	.545	145	150	4	2	0	2	3	0						3rd NFL Western		
1940	Potsy Clark	11	5	5	1	.500	133	153	3	3	0	2	2	1						3rd NFL Western		
1941	Bill Edwards	11	4	6	1	.400	121	195	3	2	0	1	4	1						3rd NFL Western		
1942	Bill Edwards#	11	0	11	0	.000	38	263	0	7	0	0	4	0						5th NFL Western		
1943	Gus Dorais	10	3	6	1	.333	178	238	2	2	1	1	4	0						3rd NFL Western		
1944	Gus Dorais	10	6	3	1	.667	216	151	3	2	0	3	1	1						2nd NFL Western		
1945	Gus Dorais	10	7	3	0	.700	195	154	3	1	0	4	2	0						2nd NFL Western		
1946	Gus Dorais	11	1	10	0	.091	152	310	1	5	0	0	5	0						5th NFL Western		
1947	Gus Dorais	12	3	9	0	.250	221	307	2	4	0	1	5	0						5th NFL Western		
1948	Bo McMillin	12	2	10	0	.167	200	407	2	4	0	0	6	0						5th NFL Western		
1949	Bo McMillin	12	4	8	0	.333	237	259	2	4	0	2	4	0				3	2	0	4th NFL Western	
1950	Bo McMillin	12	6	6	0	.500	321	295	4	2	0	2	4	0				2	3	0	4th NFL Western	
1951	Buddy Parker	12	7	4	1	.636	336	259	3	3	1	4	1	0				4	1	1	2nd NFL Western	
1952	Buddy Parker	12	9	3	0	.750	344	192	5	1	0	4	2	0				2	0	6	0	NFL Champions
1953	Buddy Parker	12	10	2	0	.833	271	205	5	1	0	5	1	0				1	0	4	1	NFL Champions
1954	Buddy Parker	12	9	2	1	.818	337	189	5	0	1	4	2	0				0	1	6	0	NFL Runner-up
1955	Buddy Parker	12	3	9	0	.250	230	275	2	4	0	1	5	0				1	6	2	0	5th NFL Western
1956	Buddy Parker	12	9	3	0	.750	300	188	5	1	0	4	2	0				4	2	0		2nd NFL Western
1957	George Wilson	12	8	4	0	.667	251	231	5	1	0	3	3	0				2	0	3	0	NFL Champions
1958	George Wilson	12	4	7	1	.364	261	276	2	4	0	2	3	1				3	3	0		5th NFL Western
1959	George Wilson	12	3	8	1	.273	203	275	2	4	0	1	4	1				4	2	1		5th NFL Western
1960	George Wilson	12	7	5	0	.583	235	212	5	1	0	2	4	0				2	3	1		2nd NFL Western
1961	George Wilson	14	8	5	1	.615	270	258	2	5	0	6	0	1				4	1	0		2nd NFL Western
1962	George Wilson	14	11	3	0	.786	315	177	7	0	0	4	3	0				4	1	0		2nd NFL Western
1963	George Wilson	14	5	8	1	.385	326	265	3	3	1	2	5	0				2	3	0		4th NFL Western
1964	George Wilson	14	7	5	2	.583	280	260	3	3	1	4	2	1				3	1	1		4th NFL Western
1965	Harry Gilmer	14	6	7	1	.462	257	295	2	4	1	4	3	0				1	4	0		6th NFL Western
1966	Harry Gilmer	14	4	9	1	.308	206	317	3	4	0	1	5	1				0	4	1		6th NFL Western
1967	Joe Schmidt	14	5	7	2	.417	260	232	4	4	0	2	3	2				3	2	0		3rd NFL Central
1968	Joe Schmidt	14	4	8	2	.333	207	246	1	4	2	3	4	0				2	3	0		4th NFL Central
1969	Joe Schmidt	14	9	4	1	.692	299	193	5	2	0	4	2	1				5	1	0		2nd NFL Central
1970	Joe Schmidt	14	10	3	0	.714	347	202	6	1	0	4	3	0				0	1	4		2nd NFL Central
1971	Joe Schmidt	14	7	6	1	.538	341	286	3	4	0	1	5	0				3	3	0		2nd NFL Central
1972	Joe Schmidt	14	8	5	1	.607	339	290	5	2	0	3	3	1				4	2	0		2nd NFL Central
1973	Don McCafferty	14	6	7	1	.464	271	247	4	3	0	2	4	1				4	2	0		2nd NFL Central
1974	Rick Forzano	14	7	7	0	.500	256	270	5	2	0	2	5	0				2	4	0		2nd NFL Central
1975	Rick Forzano	14	7	7	0	.500	245	262	4	3	0	3	4	0				2	4	0		2nd NFL Central
1976	Rick Forzano	14	6	8	0	.429	262	220	5	2	0	1	6	0				3	4	0		3rd NFL Central
1977	Tommy Hudspeth	14	6	8	0	.429	183	252	5	2	0	1	6	0				3	3	0		3rd NFL Central
1978	Monte Clark	16	7	9	0	.438	290	300	5	3	0	4	6	0				2	2	0		3rd NFL Central
1979	Monte Clark	16	2	14	0	.125	219	365	2	6	0	8	0	0				2	2	0		5th NFL Central
1980	Monte Clark	16	9	7	0	.563	334	272	6	2	0	3	5	0				3	1	0		2nd NFL Central
1981	Monte Clark	16	8	8	0	.500	397	322	7	1	0	1	7	0				1	3	0		2nd NFL Central
1982	Monte Clark	9	4	5	0	.444	181	176	2	3	0	2	2	0				0	1	2		4th NFL Central
1983	Monte Clark	16	9	7	0	.563	347	287	6	2	0	3	5	0				0	1	2		1st NFL Central
1984	Monte Clark	16	4	11	1	.281	283	408	2	5	1	2	6	0				2	2	0		4th NFL Central
1985	Darryl Rogers	16	7	9	0	.438	307	366	6	2	0	1	7	0				1	2	1		4th NFL Central
1986	Darryl Rogers	16	5	11	0	.313	277	326	1	7	0	4	4	0				2	2	0		3rd NFL Central
1987	Darryl Rogers	16	7	9	0	.438	307	366	6	2	0	1	7	0				1	2	1		4th NFL Central
1988	Darryl Rogers®	16	4	12	0	.250	220	313	2	6	0	2	6	0				0	4	0		4th NFL Central
1989	Wayne Fontes	16	7	9	0	.438	312	364	4	4	0	3	5	0				0	4	0		3rd NFL Central
1990	Wayne Fontes	16	6	10	0	.375	373	413	3	5	0	3	5	0				4	0	0		3rd NFL Central
1991	Wayne Fontes	16	12	4	0	.750	339	295	8	0	0	4	4	0				1	1	2		1st NFL Central
1992	Wayne Fontes	16	5	11	0	.313	273	332	3	5	0	2	6	0				1	3	0		5th NFL Central
1993	Wayne Fontes	16	10	6	0	.625	298	292	5	3	0	5	3	0				0	1	4		1st NFL Central
1994	Wayne Fontes	16	9	7	0	.563	357	342	6	5	0	3	5	0				0	1	2		2nd NFL Central
1995	Wayne Fontes	16	6	10	0	.375	436	336	7	1	0	3	5	0				0	1	3		2nd NFL Central
1996	Wayne Fontes	16	5	11	0	.313	302	369	4	4	0	1	7	0				0	3	1		5th NFL Central
1997	Bobby Ross	16	9	7	0	.563	379	306	6	2	0	3	5	0				0	1	3		3rd NFL Central
1998	Bobby Ross	16	5	11	0	.313	306	378	4	4	0	1	7	0				1	3	0		4th NFL Central
1999	Bobby Ross	16	8	8	0	.500	322	323	6	2	0	2	6	0				0	1	3		3rd NFL Central
2000	Bobby Ross	16	9	7	0	.563	307	307	4	4	0	5	3	0				2	2	0		4th NFL Central
2001	Marty Mornhinweg	16	2	14	0	.125	270	424	2	6	0	8	0	0				1	3	0		5th NFL Central
2002	Marty Mornhinweg	16	3	13	0	.188	306	451	3	5	0	8	0	0				0	3	1		4th NFL North
2003	Steve Mariucci	16	5	11	0	.313	270	379	3	3	0	8	0	0				2	2	0		4th NFL North
2004	Steve Mariucci	16	6	10	0	.375	296	350	3	5	0	3	5	0				2	2	0		3rd NFL North
2005	Steve Mariucci+	16	5	11	0	.313	254	345	3	5	0	2	6	0				1	3	0		3rd NFL North
2006	Rod Marinelli	16	3	13	0	.188	305	398	2	6	0	1	7	0				1	3	0		4th NFL North
2007	Rod Marinelli	16	7	9	0	.438	346	444	5	3	0	2	6	0				2	2	0		3rd NFL North
2008	Rod Marinelli	16	0	16	0	.000	268	517	0	8	0	8	0	0				4	0	0		4th NFL North
2009	Jim Schwartz	16	2	14	0	.125	262	434	2	6	0	8	0	0				1	3	0		4th NFL North
2010	Jim Schwartz	16	6	10	0	.375	369	369	3	5	0	3	5	0				2	2	0		3rd NFL North
Totals		1070	468	517	25	.468	20634	21388	285	246	10	181	333	15	7	10	157	135	8			



# COACHING & SERIES RECORDS

Detroitlions.com  
Media.Detroitlions.com

## ALL-TIME DETROIT LIONS COACHES

### HEAD COACHES SUMMARY

(Since 1930, Includes Postseason Games)

Head Coach	Yrs	No	G	W	L	T	Pct
Hal Griffen	1930	1	14	5	6	3	.455
Potsy Clark	1931-36	40	86	54	25	7	.684
Dutch Clark	1937-38	2	22	14	8	0	.636
Gus Henderson	1939	1	11	6	5	0	.545
Bill Edwards	1941-42	1+	14	4	9	1	.308
John Karcis	1942	1	8	0	8	0	.000
Gus Dorais	1943-47	5	53	20	31	2	.392
Bo McMillin	1948-50	3	36	12	24	0	.333
Buddy Parker	1951-56	6	106	55	45	2	.577
George Wilson	1957-64	8	106	55	45	2	.550
Harry Gilmer	1965-66	2	28	10	16	2	.385
Joe Schmidt	1967-72	6	85	43	35	7	.538
Don McCafferty	1973	1	14	6	7	1	.464
Rick Forzano	1974-76	2+	32	15	17	0	.469
Tommy Hudspeth	1976-77	1+	24	11	13	0	.458
Monte Clark	1978-84	7	107	43	63	1	.407
Darryl Rogers	1985-88	3+	58	18	40	0	.310
Wayne Fontes	1988-96	8+	138	67	71	0	.486
Bobby Ross	1997-2000	3+	59	27	32	0	.458
Gary Moeller	2000	1	7	4	3	0	.571
Marty Mornhinweg	2001-02	2	32	5	27	0	.156
Steve Mariucci	2003-05	2	32	11	21	0	.344
Dick Jauron	2005	1	2	1	1	0	.200
Rod Marinelli	2006-08	3	48	10	38	0	.208
Jim Schwartz	2009-	2	32	8	24	0	.250
<b>Totals (25 coaches)</b>	<b>1930-2010</b>	<b>81</b>	<b>1,138</b>	<b>503</b>	<b>603</b>	<b>32</b>	<b>.455</b>

+ Denotes having coached a portion of an additional season

- Denotes having coached less than one season

1942: John Karcis (0-8) replaced Bill Edwards (0-3)

1976: Tommy Hudspeth (5-5) replaced Rick Forzano (1-3)

1988: Wayne Fontes (2-3) replaced Darryl Rogers (2-9)

2000: Gary Moeller (4-3) replaced Bobby Ross (5-4)

2005: Dick Jauron (1-4) replaced Steve Mariucci (4-7)

<b>A</b>	"Anderson, Hunk Arapoff, Jason Atkins, Billy	1939 2001- 1978-79
<b>B</b>	"Bach, Joe Baker, Brian Baker, Bob Banta, Bradford Barry, Mike Barry, Joe Battershell, Carl Baugh, Sammy Baughman, Maxie Beard, Ed Beatty, Bruce Beightol, Larry Belchick, Bill Bennett, Leeman Berry, Raymond "Bingham, Les Blacken, Malcolm Boudreau, Paul Brettschneider, Carl Brooks, Larry Brown, Earl Brown, Kippy Brunner, John Bugel, Joe Butlough, Henry Burke, Matt	1943-47 1997-00 1985-88 2008- 2006- 2007-08 1985-88 1986 1980-82 1983-84 1975-76 2006 1978-77 1972 1973-75 '91 1960-64 2001-09 1994-96 1965-66 2004-05 1951 2006-08 1980-82 1975-76 1993 2009-
<b>C</b>	Carpenter, Lew Carr, Jim Carter, Pat Carthon, Maurice Catalovos, George Cawthon, Pete "Christman, Paul "Clark, Dutch Clark, Monte Head Coach "Clark, Potsy Head Coach Clemmons, Don Cochran, Red Colletto, Jim Croom, Sylvester Crossman, Danny Cullen, Joe Cunningham, Gunther	1987-88 1975-76 2006-08 2006-08 2004-05 1945 1954-55 1937-38 1978-84 1934-36 '40 1985- 1956-58 2007-08 1997-00 2010- 2006-08 2009-
<b>D</b>	"David, Jimmy Davis, Darrell "Mouse" Dempsey, Rey Doll, Don	1967-72 1989-90 1975 1963-64, '78-88
	"Dorais, Gus Head Coach "Dotsch, Rollie Dove, Bob Downing, Todd Dyer, George	1943-47 1977 1958-59 2009- 2003
<b>E</b>	Eddy, Jim Edwards, Bill Head Coach English, Wally	1996 1941 1942 (3 gms) 1974-75, 1977
<b>F</b>	Falks, Frank Fontes, John "Fontes, Len Fontes, Wayne Assistant Head Coach "Forte, Aldo Forte, Mo Forzano, Rick Forzano, Rick Head Coach	1997-00 1992-96 1990-91 1985-88 1988 (5 gms) 1989-96 1950-65 1995-96 1995-96 1973-74 1974-76
<b>G</b>	"Gansz, Frank Gase, Adam Gash, Sam Gerhart, Doug Gibson, Bob Gilmer, Harry Head Coach Glanville, Jerry Graf, Rob Graves, Fred Grandelius, Sonny	1989-93 2006-07 2007- 1978 1976 1965-66 1974-76 1999-00 2005 1964
<b>H</b>	Haley, Charles Henderson, Donnie "Henderson, Gus Head Coach Henning, Dan Henry, Jack Higgins, Kevin Hill, Bert Hoaglin, Fred Holland, Johnny Holloway, Bob Horton, Jeff Horton, Ray Hudspeth, Tommy Head Coach Hughes, Ed	2001-02 2006 1939 1992-93 1997-99 2001-04 1990-00 1978-84 2003-05 1973-74 2009- 2002-03 1976-77 1977
<b>J</b>	Jaumotte, Dave	1991-94

Auron, Dick, Assistant Head Coach	2004-05 2005 (5 gms)	Rapp, Vic Rathman, Tom Raye, Jimmy Reed, Fred Reese, Floyd Renfro, Ray Roberts, Daron Rogers, Darryl Head Coach	1987-88 2003-05 1978-79 2006-07 1975-77 1965 2009-10
<b>Jefferson, Shawn</b> Johnson, Bill Jones, June	<b>2006-</b> 1983-84 1989-90		
<b>K</b>			
Karcis, John Assistant Head Coach	1942 1942 (8 gms)	Ross, Bobby Head Coach	1985-87 1988 (11 gms)
"Karmelowicz, Bob Kazor, Steve Khayat, Eddie Kirksey, Larry Knox, Chuck	1994-96 1973-74, '82-84 2001-02 1967-72	Ruel, Golden Pat Rymkus, Lou	1997-99 2000 (9 gms) 2000 1966
<b>Kocurek, Kris</b> Kugler, Sean Kwan, Stan	<b>2009-</b> 2001-05 1997-00, 04-09	<b>S</b> Sanders, Charlie Saunders, Cedric Schmidt, Joe Assistant Head Coach	1989-96 2006-08 1966 1967-72
<b>L</b>		Schneider, Bob, 1 Schottenheimer, Kurt Schottenheimer, Marty Seiple, Larry Selcer, Dick Shaw, Willie Shrum, Fritz Ship, Ken Shula, Don "Simpson, Jackie Smith, Danny Smith, Richard Snow, Phil Sugarman, Andy Sullivan, Jerry Sutolovich, Eric Schwartz, Jim Head Coach	1966 1978-81 2002-03 1978-79 1980-84 1997-02 1985-88 1975-77 1976 1960-62 1983 1999-00 2003-04 2004-08 2003-05 1997-0 2008 <b>2009-</b>
Lake, Jimmy Landy, Greg Lanham, Paul Lappano, Tim Lartigue, Kevin Leachman, Lamar Levy, Dave Lewis, Sherman Loeffler, Scot Lopez, Clayton	2008 1995-96 1985-86 <b>2009-</b> 2003-05 1990-94 1989-96 2002-04 2008 2006-08		
<b>M</b>			
Madden, Joe Machibroda, Ted Marinelli, Rod Head Coach Mariucci, Steve Head Coach	1980-84 1982-83 2006-08 2003-04 2005 (11 gms)	Marshall, John Martin, Jim Martz, Mike Martz, Tim Matthews, Billie Mauck, Carl "McCafferty, Don, Head Coach McHugh, Mike McLaughlin, Leon "McLean, Scooter "McMillin, Bo Head Coach "McPeak, Bill Meyer, John Misciagna, John Miller, Burnie Miller, Roy Mizelewski, Dick Moeller, Gary Assistant Head Coach Moore, Tom Montgomery, Wilbert Mornhinweg, Marty Head Coach Morris, Pat Muir, Bill Murphy, Dennis Murphy, Mike	1983 1993-00 2003-04 2004-08 2003-05 1997-0 2008 <b>2009-</b> 2002 1967-72 2006-07 2007 1989-94 2001-03 1973 2001-02 1973-74 1959-63 1948-50 1967-72 1973-74 1997-00 1977 1941-42 1988-89 1997-00 2000 (7 gms) 1994-96 2006-07 2001-02 2004-05 1985-88 1997-00 1985-89
Marshall, John Martin, Jim Martz, Mike Martz, Tim Matthews, Billie Mauck, Carl "McCafferty, Don, Head Coach McHugh, Mike McLaughlin, Leon "McLean, Scooter "McMillin, Bo Head Coach "McPeak, Bill Meyer, John Misciagna, John Miller, Burnie Miller, Roy Mizelewski, Dick Moeller, Gary Assistant Head Coach Moore, Tom Montgomery, Wilbert Mornhinweg, Marty Head Coach Morris, Pat Muir, Bill Murphy, Dennis Murphy, Mike	2005 (11 gms) 2002 1967-72 2006-07 2007 1989-94 2001-03 1973 2001-02 1973-74 1959-63 1948-50 1967-72 1973-74 1997-00 1977 1941-42 1988-89 1997-00 2000 (7 gms) 1994-96 2006-07 2001-02 2004-05 1985-88 1997-00 1985-89		
<b>N</b>			
Nelsen, Bill Norris, Rex North, John Novak, Frank "Nussbaumer, Bob	1984 1985-87 1965-72 1995-96 1957-64		
<b>O</b>			
O'Dea, Kevin Olson, Greg	2002-03 2004-05		
<b>P</b>			
Palcic, Bob "Parker, Buddy Assistant Head Coach Pasquale, Larry Patera, Herb Payne, John Peccatiello, Larry Peters, Floyd Phillips, Mel Pires, Glenn Priefer, Chuck	1997-98 1950 1951-56 1979 1989-95 1977 1997-00 1978-81 1980-84 2001-02 1997-06		
<b>R</b>			
"Ramsey, Buster "Randolph, Clare	1952-59 1940		





# COACHING & SERIES RECORDS

Detroitlions.com

Media.Detroitlions.com

## CHICAGO BEARS

### BEARS 2011 SCHEDULE

Sep. 11	at Atlanta Falcons
Sep. 18	at New Orleans Saints
Sep. 25	Green Bay Packers
Oct. 2	at Carolina Panthers
Oct. 10	at Detroit Lions (Mon)
Oct. 16	Minnesota Vikings
Oct. 23	at Tampa Bay Buccaneers (London)
Oct. 30	BYE
Nov. 7	at Philadelphia Eagles (Mon)
Nov. 13	Detroit Lions
Nov. 20	San Diego Chargers
Nov. 27	at Oakland Raiders
Dec. 4	Kansas City Chiefs
Dec. 11	at Denver Broncos
Dec. 18	Seattle Seahawks
Dec. 25	at Green Bay Packers
Jan. 1	at Minnesota Vikings

2010 RESULTS: 11-5

### LIONS SERIES RECORDS

<b>Rushing Attempts</b>		
1 James Stewart	32	10/20/02
2 Barry Sanders	26	12/10/89
3 Kevin Jones	25	12/26/04

<b>Rushing Yards</b>		
1 James Stewart	172	10/20/02
2t Barry Sanders	167	10/23/94
2t Barry Sanders	167	11/27/97
4 Barry Sanders	161	9/14/97

<b>Rushing Touchdowns</b>		
1t Greg Landry	3	10/1/72
1t Barry Sanders	3	11/27/97

<b>Pass Attempts</b>		
1 Ty Detmer	51	12/30/01
2 Dan Orlovsky	47	11/2/08
3t Bobby Layne	45	11/5/50
3t Jon Kitna	45	12/24/06

<b>Pass Completions</b>		
1 Ty Detmer	31	12/30/01
2 Gus Feroette	29	11/25/99
3 Dan Orlovsky	28	11/2/08

<b>Passing Yards</b>		
1 Bobby Layne	374	11/5/50
2t Eric Hiddle	336	10/19/81
2t Scott Mitchell	336	9/22/96

<b>Touchdown Passes</b>		
1t Bobby Layne	4	12/7/52
1t Rodney Peete	4	12/16/90
1t Scott Mitchell	4	9/22/96

<b>Passes Intercepted</b>		
1 Joey Harrington	5	9/18/05
2 Jeff Komlo	4	11/4/79

<b>Receptions</b>		
1 Herman Moore	14*	12/4/95
2 Brett Perriman	12	11/19/95

<b>Receiving Yards</b>		
1 Herman Moore	183	12/4/95
2 Johnnie Morton	174	9/22/96
3 Cloyce Box	172	12/7/52

<b>Receiving Touchdowns</b>		
1 Cloyce Box	3	12/7/52

<b>Interceptions</b>		
1t Lem Barney	3	9/22/68
1t Mike Weyer	3	9/22/68
1t Dick Jauron	3	11/18/73
1t Kurt Schulz	3	9/24/00

<b>Points</b>		
1 Doak Walker	21	9/26/54
2t Barry Sanders	18	11/27/97
2t Tommy Vardell	18	11/15/98

<b>Touchdowns</b>		
1t Cloyce Box	3	12/7/52
1t Mel Farr	3	10/13/68
1t Barry Sanders	3	11/27/97
1t Tommy Vardell	3	11/15/98
1t Jon Kitna	3	12/24/06

<b>Field Goals</b>		
1t Jason Hanson	4	9/14/97
1t Jason Hanson	4	11/9/03
1t Jason Hanson	4	12/26/04

<b>Punts</b>		
1t George Grimes	10	10/17/68
1t John Jett	10	9/24/00

<b>Punt Returns</b>		
1 Robbie Martin	6	9/12/82

<b>Punt Return Yards</b>		
1 Dick Jauron	103	11/24/74

<b>Kickoff Returns</b>		
1t Derrick Williams	7	1/3/10
1t Aaron Brown	7	10/4/09
3t Mel Gray	6	9/24/89
3t Eddie Drummond	6	3/18/05
3t Brandon Middleton	6	11/2/08

<b>Kickoff Return Yards</b>		
1 Tom Watkins	177	10/24/65

<b>Longest Plays</b>		
Rush: Barry Sanders	84	10/23/94
Pass: Charlie Batch-to-Johnnie Morton	98t	10/4/98

<b>KR:</b> Ron Jessie	102t	10/24/74
	102t	10/23/94
<b>Punt:</b> Herman Weaver	69	9/12/76
<b>PR:</b> Tom Watkins	84	10/24/65
<b>Int:</b> Bob Smith	102t	11/24/69
<b>FG:</b> Eddie Murray	53	10/19/81

\*Franchise record

### RECORDS & RESULTS

<b>Overall</b>	<b>64-93-5</b>
Home	40-39-1
Road	24-54-4
Field Goal	4-5-0
Soldier Field	12-26-0

Date	Site	Result
10-22-30	POR	W, 7-6
11-30-30	Chi	L, 6-14
11-8-31	Chi	L, 6-9
11-29-31	POR	W, 3-0
11-13-32	Chi	T, 13-13
11-7-32	POR	L, 7-17
12-18-32	Chi	L, 0-9
11-26-33	Chi	L, 14-17
12-3-33	POR	L, 7-17
11-29-34	DET	L, 16-19
12-2-34	Chi	L, 12-16
11-24-35	DET	L, 20-20
11-28-35	DET	W, 14-2
10-25-36	DET	L, 10-12
11-26-36	DET	W, 13-7
10-24-37	Chi	L, 20-28
11-25-37	DET	L, 0-13
11-20-38	Chi	W, 13-7
11-24-38	DET	W, 14-7
10-29-39	Chi	W, 10-0
11-12-39	DET	L, 13-23
10-13-40	Chi	L, 0-1
11-10-40	DET	W, 17-14
10-19-41	Chi	L, 0-9
11-23-41	DET	L, 7-24
11-1-42	Chi	L, 0-16
11-22-42	DET	L, 0-42
10-3-43	DET	L, 21-27
10-31-43	Chi	L, 14-35
10-22-44	DET	L, 21-21
11-19-44	DET	W, 41-21
10-28-45	DET	W, 16-10
11-11-45	DET	W, 35-28
11-24-46	Chi	L, 6-42
11-9-46	DET	L, 24-47
10-19-47	DET	L, 24-33
11-27-47	DET	L, 14-34
10-17-48	Chi	L, 0-28
12-5-48	DET	L, 14-42
11-13-49	Chi	L, 24-27
11-24-49	DET	L, 7-28
11-5-50	DET	L, 21-35
10-12-50	Chi	L, 3-6
10-28-51	DET	L, 23-28
11-11-51	Chi	W, 41-28
11-23-52	Chi	L, 23-24
12-7-52	DET	W, 5-21
11-22-53	Chi	W, 20-16
12-6-53	DET	W, 13-7
9-26-54	DET	W, 8-23
12-12-54	Chi	L, 24-28
12-10-55	DET	L, 14-24
12-4-55	Chi	L, 20-21
12-2-56	DET	W, 21-0
12-16-56	Chi	L, 21-38
11-24-57	DET	L, 7-27
12-15-57	Chi	W, 21-13
11-23-58	DET	L, 7-20
12-1-58	DET	L, 15-21
11-22-59	DET	L, 14-24
12-13-59	Chi	L, 14-25
11-20-60	Chi	L, 7-28
12-18-60	DET	W, 36-0
10-8-61	DET	L, 17-31

Chi	W, 16-15
DET	W, 11-3
Chi	L, 0-3
DET	L, 21-37
Chi	L, 14-26
Chi	W, 10-0
DET	L, 24-27
Chi	L, 10-38
DET	L, 10-17
Chi	W, 14-3
Chi	T, 10-10
Chi	L, 3-14
DET	L, 13-27
DET	W, 2-0
Chi	W, 28-10
DET	W, 13-7
Chi	W, 20-3
DET	W, 28-14
Chi	W, 16-10
DET	L, 23-28
Chi	W, 28-3
Chi	W, 38-24
W, 14-0	
Chi	W, 30-7
W, 0-7	
Chi	L, 9-17
DET	W, 34-7
DET	W, 27-17
Chi	L, 21-25
Chi	L, 3-10
W, 14-10	
Chi	L, 20-30
DET	L, 14-31
DET	L, 0-19
W, 21-17	
Chi	W, 7-35
W, 20-0	
Chi	L, 7-24
L, 17-30t	
W, 8-17	
W, 23-17	
W, 17-10	
L, 17-20	
W, 31-17	
W, 38-17	
L, 14-16	
L, 13-30	
L, 3-24	
L, 17-37	
L, 7-13	
L, 13-16	
L, 10-30	
L, 7-24	
L, 12-13	
DET	L, 27-47
W, 27-17	
L, 17-20t	
W, 38-21	
L, 10-20	
W, 16-6	
L, 24-27	
W, 16-3	
L, 6-10	
W, 20-14	
W, 21-10	
L, 10-20	
W, 24-17	
W, 27-7	
DET	W, 35-16
L, 14-31	
W, 55-20	
L, 27-31	
W, 26-3	
DET	W, 21-17
L, 10-28	
W, 21-14	
L, 20-23	
L, 10-13	
L, 0-24	
W, 23-20t	
L, 17-20t	
L, 16-24	
W, 12-10	
Chi	W, 20-16
DET	W, 19-13
Chi	L, 38-6
L, 19-13t	
L, 7-34	
L, 21-26	
DET	W, 37-27
Chi	W, 16-7
DET	L, 34-7
L, 23-27	
L, 24-29	
DET	L, 37-23
Chi	L, 14-19
DET	L, 20-24

Portsmouth (POR) Spartans  
\* Played at Memorial Stadium (Champaign, Ill.)

### SERIES NOTES

- The Lions hosted the Bears for the inaugural Thanksgiving Day game on November 29, 1934. The game, played in front of a then-record 26,000 fans at the University of Detroit Stadium, was won by the Bears, 19-15, giving the Bears the Western Division championship. NBC Radio Network broadcasted the game coast-to-coast and a Thanksgiving tradition was born.
- On Thanksgiving Day (November 27) in 1997, the Lions downed the Bears 55-20 for their largest offensive output ever against Chicago. RB Barry Sanders rushed for 167 yards and three touchdowns in the win at the Silverdome. Earlier in the 1997 season, Sanders put up 161 yards on Chicago in a 32-7 victory over the Bears.
- WR Herman Moore set a franchise record with 14 catches for 183 yards in a 27-7 win December 4, 1995 at the Pontiac Silverdome.
- Detroit had its best stretch against the Bears when it won 11 of 12 games from September 22, 1968 to December 9, 1973.
- Five contests have gone to overtime—including both in 2002—with the Bears winning three of them.
- In the 2004 season opener, Detroit topped Chicago 20-17 to end its 24-game road losing streak. A key play in the game was a Bracy Walker return of a blocked FG an NFL-record 92 yards.
- With the Lions trailing 13-3 going into the fourth quarter vs. Chicago at Ford Field September 30, 2007, the Lions reeled off an NFL record 34 points in the quarter to claim a 37-27 win. It marked just the fifth time in NFL history a team scored 30 or more points in a quarter. Detroit scored five touchdowns, including two passing, one rushing, one interception and one kickoff return. The teams also combined for 48 points, which is a record for combined fourth quarter points.
- On October 28, 2007, the Lions defeated the Bears 16-7 at Soldier Field. K Jason Hanson, connected on a 52-yarder, which was his career longest against the Bears on the road, and marked the longest in franchise history by a Lions kicker on the road vs. Chicago. It also marked the first 50-yard field goal on the road vs. the Bears by a Lions kicker in the series that dates back to 1930. Almost one year to the exact date (November 2, 2008), Hanson repeated this feat when he hit another 52-yarder vs. the Bears.

### PUBLIC RELATIONS

Jim Christman/Mike Corbo  
Halas Hall at Soldier Field  
1000 Football Drive  
Lake Forest, IL 60045  
(847) 295-6600

Note: From 1930-33, the Lions were the



# COACHING & SERIES RECORDS

Detroitlions.com  
Media.Detroitlions.com

## GREEN BAY PACKERS

### PACKERS 2011 SCHEDULE

Sep. 8	New Orleans Saints (Thu)
Sep. 18	at Carolina Panthers
Sep. 25	at Chicago Bears
Oct. 2	Denver Broncos
Oct. 9	at Atlanta Falcons
Oct. 16	St. Louis Rams
Oct. 23	at Minnesota Vikings
Oct. 30	BYE
Nov. 6	at San Diego Chargers
Nov. 14	Minnesota Vikings (Mon)
Nov. 20	Tampa Bay Buccaneers
Nov. 24	at Detroit Lions (Thu)
Dec. 4	at New York Giants
Dec. 11	Oakland Raiders
Dec. 18	at Kansas City Chiefs
Dec. 25	Chicago Bears
Jan. 1	Detroit Lions

### 2010 RESULTS: 10-6

### LIONS SERIES RECORDS

<b>Rushing Attempts</b>		
1 Billy Sims	36	11/20/83
2 Kevin Jones	33	12/12/04
3t Barry Sanders	30	10/29/89
3t Eric Lynch	30	1/2/94

<b>Rushing Yards</b>		
1 Billy Sims	189	11/20/83
2 Barry Sanders	188	12/4/94
3 Barry Sanders	184	10/29/89

<b>Rushing Touchdowns</b>		
1 James Jones	3	10/9/83

<b>Passing Attempts</b>		
1 Joey Harrington	55	9/14/10
2 Shaun Hill	54	10/3/03
3 Jon Kitna	48	12/30/07

<b>Passing Completions</b>		
1 Shaun Hill	34	10/3/10
2 Chuck Long	33	10/25/87

<b>Passing Yards</b>		
1 Chuck Long	362	10/25/87
2 Jon Kitna	342	9/24/06
3 Gary Danielson	305	11/22/84

<b>Passes Intercepted</b>		
1 Frank Sinkwich	7*	10/24/43

<b>Touchdown Passes</b>		
1t Bobby Layne	4	11/22/51
1t Greg Landry	4	10/10/71

<b>Receptions</b>		
1t Robert Clark	10	9/8/91
1t Brett Perriman	10	18/94#
3t Herman Moore	9	11/2/97
3t Herman Moore	9	9/6/98
3t Johnnie Morton	9	9/6/98

<b>Receiving Yards</b>		
1 Bob Mann	182	12/11/49
2 Pat Studstill	164	10/30/66
3 Ray Jarvis	163	10/31/76

<b>Receiving Touchdowns</b>		
1t Cloyce Box	3	11/27/52
1t Herman Moore	3	10/29/95

<b>Interceptions</b>		
1t Vale Lary	3	11/15/53
1t Bob Watkins	3	1/2/83

<b>Points</b>		
1t Pat Harder	19	11/17/52
2t Cloyce Box	18	11/27/52
2t James Jones	18	10/9/83
2t Herman Moore	18	10/29/95

<b>Touchdowns</b>		
1t Cloyce Box	3	11/27/52
1t James Jones	3	10/9/83
1t Herman Moore	3	10/29/95

<b>Field Goals</b>		
1t Eddie Murray	5	9/14/80
1t Jason Hanson	5	11/27/03
2t Jason Hanson	4	9/28/97
2t Jason Hanson	4	10/3/10

<b>Punts</b>		
1 Jim Arnold	10	12/15/91

<b>Punt Returns</b>		
1 Ken Jenkins	7	11/20/83

<b>Punt Return Yards</b>		
1 Jack Christiansen	175	11/22/51

<b>Kickoff Returns</b>		
1 Gary Lee	7	10/25/87
2t MR: Aaron Brown	6	11/26/09

<b>Kickoff Return Yards</b>		
1 Terry Fair	244	9/6/98
2 Eddie Drummond	182	10/17/04

<b>Longest Plays</b>		
<b>Rush:</b> Bob Hoernschmeyer	85t	11/22/51
<b>Pass:</b> Bobby Layne-to-Cloyce Box		

<b>KR:</b> Terry Fair	101t	9/6/98
<b>Punt:</b> Pat Studstill	76	10/8/87
<b>PR:</b> Jack Christiansen	89t	11/22/51
<b>FG:</b> Glenn Presnell	54	10/7/34
Jason Hanson	54	11/22/01

\* Lions record; MR: several players, most recent

### RECORDS & RESULTS

<b>Overall</b> .....	65-89-7
Home.....	41-36-3
Road.....	24-43-4
Ford Field.....	3-6-0
Lambeau Field.....	10-27-3

<b>Date</b>	<b>Site</b>	<b>Result</b>
11-2-30	GB	L 13-47
12-14-30	POR	T 6-6
10-9-32	GB	L 10-15
12-4-32	POR	W 19-0
10-8-33	GB	L 0-17
11-12-33	POR	W 7-0
10-7-34	GB	W 3-0
11-25-34	DET	L 0-3
10-20-35	Mil	L 9-13
11-10-35	GB	L 7-31
11-17-35	DET	W 20-10
10-18-36	GB	L 18-20
11-29-36	DET	L 17-26
10-3-37	GB	L 6-26
10-31-37	DET	L 13-14
10-9-38	GB	W 17-7
10-28-44	DET	L 7-28
10-22-39	GB	L 7-26
12-3-39	DET	L 7-12
10-20-40	GB	W 23-14
11-24-40	DET	L 5-50
9-14-41	GB	L 0-23
10-25-41	DET	L 9-9
11-10-42	Mil	L 7-38
10-25-42	DET	L 7-28
10-10-43	GB	L 14-35
10-24-43	DET	L 6-27
10-1-44	Mil	L 6-27
11-15-53	GB	L 0-14
11-7-45	Mil	L 21-57
12-2-45	DET	W 14-3
10-27-46	Mil	L 7-10
11-17-46	DET	L 0-9
10-26-47	GB	L 17-34
12-7-47	DET	L 14-35
10-3-48	GB	L 21-33
11-31-48	DET	W 24-20
10-30-49	Mil	L 14-16
12-11-49	DET	W 21-7
9-17-50	GB	W 45-7
11-19-50	DET	W 24-21
11-4-51	GB	W 24-17
11-22-51	DET	W 52-35
10-26-52	DET	W 52-17
11-27-52	DET	W 48-24
11-15-53	GB	W 14-1
11-26-53	DET	W 34-15
11-21-54	DET	W 21-17
11-25-54	DET	W 28-24
9-25-55	GB	L 17-20
11-24-55	DET	W 24-10
9-30-56	DET	W 20-16
11-22-56	DET	L 20-24
10-6-57	GB	W 24-14
11-28-57	DET	W 18-6
10-5-58	GB	T 13-13
11-27-58	DET	W 24-18
10-4-59	GB	L 10-24
11-26-59	DET	L 17-2-0
11-2-60	GB	L 9-28
11-24-60	DET	W 23-10
9-17-61	Mil	W 17-13
11-23-61	DET	L 9-17
10-7-62	DET	L 7-9
11-22-62	GB	W 28-14
9-22-63	Mil	L 10-31
11-28-63	DET	T 13-13
9-28-64	DET	L 10-14
11-8-64	GB	L 7-30

DET	L 21-31
GB	W 12-7
GB	L 10-2-66
DET	L 9-17-67
DET	L 10-8-67
GB	W 29-68
DET	L 10-20-68
DET	L 12-12-69
GB	L 11-23-69
GB	W 40-0
DET	W 20-10
DET	W 12-20-70
DET	W 10-71
DET	W 11-71
DET	L 10-16-72
GB	L 12-3-72
GB	T 13-13
DET	W 34-0
DET	L 19-21
DET	W 19-17
DET	W 30-16
Mil	W 13-10
DET	L 14-24
DET	W 27-6
DET	W 10-6
GB	L 9-10
DET	L 7-13
Mil	L 14-35
Mil	L 16-24
DET	L 13-18
Mil	W 29-7
DET	W 24-3
DET	W 31-27
L	L 17-31
W	W 30-10
W	W 27-24
DET	W 38-14
Mil	W 23-20t
GB	L 9-41
DET	W 31-28
DET	L 10-43
DET	L 23-26
W	W 21-14
DET	L 40-44
W	W 19-16t
DET	L 33-34
W	W 19-9
W	W 30-14
Mil	L 23-20t
DET	L 31-22
DET	L 21-24
GB	W 24-17
DET	L 7-50
W	W 21-17
Mil	L 13-27
Mil	L 10-38
Mil	L 17-26
W	W 30-20
DET	L 10-38
W	W 31-31
GB	L 21-30
W	W 24-16
GB	L 18-28
DET	L 3-31
DET	W 20-10
GB	L 19-38
DET	W 27-20
DET	W 23-15
GB	L 17-26
DET	W 31-24
DET	L 13-26
GB	L 14-20
DET	L 19-23
DET	L 31-37
GB	L 14-40
DET	L 6-31
DET	W 22-14
DET	L 10-38
GB	L 13-16
W	W 17-3
DET	L 16-130t
DET	L 24-31
DET	L 9-17
DET	L 26-37
GB	L 13-34
DET	L 48-25
DET	L 31-21
GB	L 26-0
DET	L 34-12
GB	L 26-28
DET	W 7-3

<b>Date</b>	<b>Site</b>	<b>Result</b>
1-8-94	DET	L 24-28
12-31-94	GB	L 12-16

Note: From 1930-33, the Lions were the Portsmouth (POR) Spartans.  
From 1933-94, the Green Bay Packers played select home games in Milwaukee (Mil).

### SERIES NOTES

➤ The Packers and Lions have met on Thanksgiving Day 18 times, with the Lions holding an 11-6-1 advantage in those games. The Lions have played the Packers more times on Thanksgiving than any other team in the league.  
➤ The Lions and Packers met 13 consecutive years on Thanksgiving Day from 1951-1963 with the Lions winning nine of those contests. 2003 was the Packers' first visit to Ford Field on Thanksgiving.

➤ Each team has recorded five shutouts of one another since the beginning of the series in 1934, but there has not been a shutout between the two teams since the Lions held the Packers to zero points in a 20-0 win on December 20, 1970.

➤ The 11 consecutive wins that the Lions posted against Green Bay from December 11, 1949 to November 25, 1954 are the most by the Lions against any franchise. The 11-game streak came after the Lions were 8-29-1 in the first 38 games of the series.

➤ Frank Sinkwich set a Lions' record by intercepting seven passes in a 27-6 loss to the Packers on October 24, 1943.

➤ These two franchises played in 127 regular season games in 60 years before meeting in the playoffs for the first time following the 1993 season and then again following the 1994 season.  
➤ The Packers came to Ford Field for its regular season opener on September 22, 2002 and defeated the Lions 37-31.  
➤ K. Jason Hanson became the 16th player in NFL history to reach the 300-point mark when he kicked a 36-yard field goal against Green Bay December 12, 2004.

➤ The 17-3 Lions win in the 2005 season opener was the lowest point total in any game (including postseason) that then Packers QB Brett Favre had ever started.

### PUBLIC RELATIONS

Jason Wahlers/Sarah Quick  
1265 Lombardi Avenue  
Green Bay, WI 54304  
(920) 496-5700

<b>Postseason</b> .....	0-2
Home.....	0-1
Road.....	0-1



# COACHING & SERIES RECORDS

Detroitlions.com  
Media.Detroitlions.com

## MINNESOTA VIKINGS

### VIKINGS 2011 SCHEDULE

Sep. 11	at San Diego Chargers
Sep. 18	Tampa Bay Buccaneers
Sep. 25	Detroit Lions
Oct. 2	at Kansas City Chiefs
Oct. 9	Arizona Cardinals
Oct. 16	at Chicago Bears
Oct. 23	Green Bay Packers
Oct. 30	at Carolina Panthers
Nov. 6	BYE
Nov. 14	at Green Bay Packers (Mon)
Nov. 20	Oakland Raiders
Nov. 27	at Atlanta Falcons
Dec. 4	Denver Broncos
Dec. 11	at Detroit Lions
Dec. 18	New Orleans Saints
Dec. 24	at Washington Redskins (Sat)

2010 RESULTS: 6-10

### LIONS SERIES RECORDS

<b>Rushing Attempts</b>			
1 James Jones	36	9/7/86	
2 Mel Farr	29	11/12/67	
3 Billy Sims	27	9/28/80	
<b>Rushing Yards</b>			
1 Barry Sanders	220	11/24/91	
2 Mel Farr	197	11/12/67	
3 James Jones	174	9/7/86	
<b>Rushing Touchdowns</b>			
1 Barry Sanders	4*	11/24/91	
2 Tommy Vardell	3	11/16/97	
<b>Passing Attempts</b>			
1 Matthew Stafford	51	11/15/09	
2 Scott Mitchell	47	9/10/95	
3t Mike McMahon	44	12/29/02	
3t Joey Harrington	44	12/19/04	
<b>Passing Completions</b>			
1 Charlie Batch	31	10/14/01	
2 Scott Mitchell	30	11/23/95	
<b>Passing Yards</b>			
1 Scott Mitchell	410*	11/23/95	
2 Joey Harrington	361	12/19/04	
3 Gary Danielson	352	12/9/78	
<b>Passes Intercepted</b>			
1 Eric Hipple	5	9/25/83	
<b>Touchdown Passes</b>			
1 Gary Danielson	5*	12/9/78	
2 Scott Mitchell	4	11/23/95	
<b>Receptions</b>			
1t Brett Perriman	12	11/23/95	
1t Herman Moore	12	9/1/86	
3t Ron Jessie	10	10/20/74	
3t Herman Moore	10	11/16/97	
<b>Receiving Yards</b>			
1 Leonard Thompson	161	12/19/82	
2 Herman Moore	157	9/1/86	
3 Brett Perriman	153	12/23/95	
<b>Receiving Touchdowns</b>			
1 Leonard Thompson	3	12/9/78	
1t Leonard Thompson	3	9/23/84	
<b>Interceptions</b>			
1 Dick LeBeau	3	12/9/62	
1t Lem Barney	3	12/17/67	
<b>Points</b>			
1 Barry Sanders	24	11/24/91	
<b>Touchdowns</b>			
1 Barry Sanders	4	11/24/91	
2 Tommy Vardell	3	11/16/97	
<b>Field Goals</b>			
1 Jason Hanson	6*	10/17/99	
2 Eddie Murray	4	9/13/67	
<b>Punts</b>			
1 Lem Barney	10	11/27/69	
2 John Jett	8	10/25/98	
<b>Punt Returns</b>			
1 Pete Mandley	7	10/21/84	
<b>Punt Return Yards</b>			
1 Eddie Payton	105	12/17/77	
<b>Kickoff Returns</b>			
1 Eddie Drummond	7	12/29/02	
2t MR. Aaron Brown	6	9/20/09	

<b>Kickoff Return Yards</b>			
1 Eddie Payton	184	12/17/77	
<b>Longest Plays</b>			
Rush: Barry Sanders	64t	12/17/94	
Pass: Rodney Peete-to-Herman Moore	93t	10/31/93	
KR: Eddie Payton	98t	12/17/77	
Mel Gray	98t	12/17/94	
Punt: Larry Swider	72	9/30/79	
PR: Eddie Payton	87t	12/17/77	
Int: Jamar Fletcher	88t	12/10/06	
FG: Jason Hanson	53	10/8/06	
Jason Hanson	53	12/10/06	

\* Lions' Record; MR: several players, most recent

### RECORDS & RESULTS

Overall.....	31-66-2	
Home.....	19-30-1	
Road.....	12-36-1	
Ford Field.....	2-7-0	
Metrodome.....	7-22-0	
Date.....	Site.....	Result.....
11-19-61	Min	W, 37-10
12-10-61	DET	W, 13-7
11-18-62	Min	W, 17-6
12-9-62	DET	W, 37-23
12-27-63	DET	W, 28-10
1-24-63	Min	L, 31-34
10-11-64	Min	W, 24-20
11-22-64	DET	T, 23-23
9-26-65	Min	W, 31-29
12-12-65	DET	L, 7-29
11-13-66	Min	W, 32-31
12-11-66	DET	L, 16-28
10-10-67	Min	W, 10-7
12-17-67	DET	W, 14-3
10-6-68	Min	L, 10-24
11-17-68	DET	L, 6-13
10-26-69	Min	L, 10-24
11-27-69	DET	L, 0-27
1-1-70	DET	L, 17-30
11-15-70	Min	L, 20-24
9-20-71	DET	L, 13-16
12-11-71	Min	L, 10-29
9-24-72	DET	L, 10-34
11-4-72	DET	L, 14-16
10-7-73	Min	L, 9-23
11-11-73	Min	L, 7-28
9-22-74	DET	L, 6-7
10-20-74	Min	W, 20-16
10-19-75	Min	L, 19-25
12-14-75	DET	W, 17-10
9-26-76	DET	L, 9-10
11-7-76	Min	L, 23-31
10-9-77	Min	L, 7-14
12-17-77	DET	L, 21-30
11-5-78	Min	L, 7-17
9-9-78	DET	W, 45-14
9-30-79	DET	L, 10-13
11-18-79	Min	L, 7-14
9-28-80	DET	W, 27-7
11-9-80	Min	L, 0-34
9-20-81	Min	L, 24-26
12-12-81	DET	W, 45-7
12-19-82	DET	L, 31-34
9-25-83	Min	L, 17-20
12-5-83	DET	W, 13-2
9-23-84	DET	L, 28-29
10-21-84	Min	W, 16-14
11-3-85	Min	L, 13-16
11-17-85	DET	W, 41-21
9-7-86	Min	W, 13-10
11-9-86	DET	L, 10-24
9-13-87	Min	L, 19-34
12-20-87	DET	L, 14-17
11-6-88	Min	L, 17-44
11-24-88	DET	L, 0-23
10-8-89	Min	L, 17-24
10-22-89	DET	L, 7-20
10-7-90	Min	W, 34-27
11-11-90	DET	L, 7-17
10-6-91	DET	W, 24-20
11-24-91	Min	W, 34-14
9-13-92	DET	W, 31-17
10-15-92	Min	L, 14-31
10-31-93	Min	W, 30-27
12-5-93	DET	L, 13-0
9-11-94	Min	L, 3-10
12-17-94	DET	W, 41-19
9-10-95	Min	L, 10-20
11-23-95	DET	W, 44-38
9-1-96	Min	L, 13-27
12-8-96	DET	L, 22-24
11-15-97	DET	W, 38-15
12-14-97	Min	W, 14-13
9-20-98	Min	L, 6-29
10-25-98	DET	L, 13-34
10-17-99	DET	W, 25-23

1-2-00	Min	L, 17-24
10-1-00	DET	L, 24-31
11-30-00	Min	L, 17-24
10-14-01	Min	L, 26-31
12-16-01	DET	W, 27-24
10-13-02	Min	L, 24-31
12-29-02	DET	L, 36-38
9-21-03	DET	L, 13-23
11-23-03	Min	L, 14-24
11-21-04	Min	L, 19-22
12-19-04	DET	L, 27-28
11-6-05	Min	L, 27-14
12-4-05	DET	L, 21-16
10-08-06	Min	L, 17-26
12-10-06	DET	L, 20-30
9-16-07	DET	W, 20-17ot
12-2-07	Min	L, 10-42
10-12-08	Min	L, 10-12
12-7-08	DET	L, 16-20
9-20-09	DET	L, 27-13
11-15-09	Min	L, 27-10
9-26-29	Min	L, 27-10
1-2-11	DET	L, 32-35
		W, 20-13

### SERIES NOTES

- The Lions trail 31-66-2 in the series with the Vikings in a NFC North Division rivalry that dates back to a 37-10 Detroit victory November 19, 1961 at Minnesota.
- With his opening kickoff return for a touchdown at Minnesota November 21, 2004, Eddie Drummond became the first player in NFL history to score three consecutive touchdowns for his team via punt and kickoff returns. He became only the second player in NFL history to return two kickoffs and two punts for touchdowns in a single season, the other being Dante Hall (Kansas City) in 2003.
- The Lions won the first five outings and nine of the first 14 games in the series; however, Minnesota then won 13 straight contests and 19 of the next 21.
- On two occasions, the Lions have accumulated 45 points in a single game against the Vikings. Detroit defeated Minnesota 45-14 December 9, 1978 and 45-7 December 12, 1981, with both games taking place at the Silverdome.
- Barry Sanders scored four touchdowns in the Lions' 34-14 win at Minnesota November 24, 1991. His four touchdowns established a new Lions' record for rushing touchdowns in a single game. His four touchdowns and 24-point performance also tied Lions' single-game marks.
- Scott Mitchell set a Lions' single-game record for passing yards, breaking Bobby Layne's previous mark of 375, when he accumulated 410 yards vs. Minnesota in a memorable Thanksgiving Day clash November 23, 1995. Mitchell completed 30-of-45 passes and tossed four touchdowns. The wide receiver trio of Herman Moore, Brett Perriman and Johnnie Morton each reached the 100-yard receiving mark in the contest. The Lions won the game 44-38.
- In their final road game and the second-to-last game of the 1997 season, the Lions claimed a 14-13 victory over the Vikings at the Metrodome when Scott Mitchell tossed a 1-yard pass to Herman Moore in the endzone to claim the come-from-behind victory with 0:02 remaining to play. Mitchell engineered the game-winning 72-yard drive that began with 1:56 remaining to play and with only one timeout.

### PUBLIC RELATIONS

Bob Hagan/Tom West  
9520 Viking Drive  
Eden Prairie, MN 55344  
(612) 828-8500



# COACHING & SERIES RECORDS

Detroitlions.com

Media.Detroitlions.com

## DALLAS COWBOYS

### COWBOYS 2011 SCHEDULE

Sep. 11	at New York Jets
Sep. 18	at San Francisco 49ers
Sep. 26	Washington Redskins (Mon)
Oct. 2	Detroit Lions
Oct. 9	BYE
Oct. 16	at New England Patriots
Oct. 23	St. Louis Rams
Oct. 30	at Philadelphia Eagles
Nov. 6	Seattle Seahawks
Nov. 13	Buffalo Bills
Nov. 20	at Washington Redskins
Nov. 24	Miami Dolphins (Thu)
Dec. 4	at Arizona Cardinals
Dec. 11	New York Giants*
Dec. 17	at Tampa Bay Buccaneers (Sat)
Dec. 24	Philadelphia Eagles (Sat)
Jan. 1	at New York Giants*

2010 RESULTS: 6-10

### LIONS SERIES RECORDS

<b>Rushing Attempts</b>	
1 Barry Sanders	40* 9/19/94
2t Billy Sims	23 11/15/81
2t Kevin Jones	23 12/9/07

<b>Rushing Yards</b>	
1 Barry Sanders	194 9/19/94
2 Nick Pietrosante	142 12/11/60
3 Billy Sims	119 11/15/81

<b>Rushing Touchdowns</b>	
1 Nick Pietrosante	2 12/11/60
2 Barry James	2 11/8/87
1t Kevin Jones	2 12/9/07

<b>Passing Attempts</b>	
1 Shaun Hill	47 11/21/10
2 Jon Kitna	42 10/13/63
3 Ty Detmer	40 1/6/02

<b>Passing Completions</b>	
1 Shaun Hill	32 11/21/10
1t Erik Kramer	29 1/5/92
3 Jon Kitna	28 12/31/06

<b>Passing Yards</b>	
1 Erik Kramer	341 1/5/92*
2 Jon Kitna	306 12/31/06
3 Shaun Hill	289 11/21/10

<b>Passes Intercepted</b>	
1 Greg Landry	4 9/15/68

<b>Touchdown Passes</b>	
1 Jon Kitna	4 12/31/06
2 Erik Kramer	3 1/5/92*

<b>Receptions</b>	
1 Mike Furrey	11 11/8/87
2t MR: Shaun McDonald	8 12/9/07

<b>Receiving Yards</b>	
1 Cloyce Box	202 12/13/52
2 Earl Gogdill	150 10/13/63
3 Earl McCullough	132 9/15/68

<b>Receiving Touchdowns</b>	
1t Earl Gogdill	2 10/13/63
1t Willie Green	2 1/5/92*
1t Roy Williams	2 12/31/06

<b>Interceptions</b>	
1 James Griffin	2 11/8/87

<b>Points</b>	
1 Jason Hanson	15 12/31/06
2t MR: Willie Green	12 1/5/92*

<b>Touchdowns</b>	
1t MR: Kevin Jones	2 12/9/07

<b>Field Goals</b>	
1 Jason Hanson	4 12/31/06
2 Jason Hanson	3 11/3/02

<b>Punts</b>	
1 Wilbur Summers	9 10/30/77

<b>Punt Returns</b>	
1t Bob Watkins	5 10/13/63
1t Lem Barney	5 12/26/70*

<b>Punt Return Yards</b>	
1 Eddie Drummond	72 12/31/06
2 Pete Mandley	71 11/8/87

<b>Kickoff Returns</b>	
1 Mel Gray	8* 11/8/92

<b>Kickoff Return Yards</b>	
1 Mel Gray	178 11/8/92

<b>Longest Plays</b>	
Rush: Barry Sanders	47t 1/5/92*
Pass: Eric Hipple-to-Billy Sims	81t 11/15/81
KR: Lem Barney	47 9/15/68
Punt: Yale Lary	73 10/13/63
PR: Pete Mandley	61 11/8/87
Int: Ray Crockett	96t 10/27/91
FG: Eddie Murray	47 11/15/81
FG: Jason Hanson	47 1/6/02

\* Lions' Record; \* Postseason game; MR: several players, most recent

### RECORDS & RESULTS

<b>Overall</b>	9-12-0
Home	7-5-0
Road	2-7-0
Ford Field	1-2-0
Cowboys Stadium	0-1-0

<b>Date</b>	<b>Site</b>	<b>Result</b>
12-11-60	DET	W, 23-14
10-13-63	Dal	L, 14-17
9-15-68	Dal	L, 13-59
10-30-72	Dal	L, 24-28
10-6-75	DET	L, 10-36
10-30-77	DET	L, 10-37
11-15-81	DET	W, 27-24
9-15-85	DET	W, 26-21
9-14-86	DET	L, 7-31
11-8-87	DET	W, 27-17
10-27-91	DET	W, 34-10
11-8-92	DET	L, 3-37
9-19-94	Dal	W, 20-17ot
1-6-02	DET	W, 15-10
11-03-02	DET	W, 9-7
10-19-03	DET	L, 7-38
9-31-04	Dal	L, 21-31
11-20-05	Dal	L, 7-20
12-31-06	Dal	W, 39-31
12-9-07	Dal	L, 27-28
11-21-10	Dal	L, 19-35

<b>POSTSEASON</b>	.....1-1
Home	.....1-0
Road	.....0-1

<b>Date</b>	<b>Site</b>	<b>Result</b>
12-26-70	Dal	L, 0-5
1-5-92	DET	W, 38-6

### SERIES NOTES

► Detroit's first regular season game, as well as its last, at the Pontiac Silverdome was played against Dallas. The Cowboys won the Monday Night contest 36-10 October 6, 1975 during the Silverdome's inaugural regular season game and the Lions won the finale 15-10 on January 6, 2002.

► The Lions have won eight of the last 14 regular season meetings with Dallas, in addition to Detroit's 38-6 win in the 1991 Divisional Playoff game.

► The Lions and Cowboys have squared off twice in postseason play, with each team claiming victory on its own turf. The first postseason contest occurred December 26, 1970 with Dallas posting a 5-0 shutout against Detroit.

► The Lions captured the victory in the second playoff contest when they defeated the Cowboys, 38-6, at the Silverdome January 5, 1992.

► Lions RB Barry Sanders set a Lions' record for carries in a game (40) in a Monday Night contest in Dallas September 19, 1994. The Lions won the game 20-17 in overtime.

### PUBLIC RELATIONS

Rich Dalrymple/Brett Daniels  
Cowboys Center  
One Cowboys Parkway  
Irving, TX 75063-4727  
(972) 556-9900

### GIANTS 2011 SCHEDULE

Sep. 11	at Washington Redskins
Sep. 19	St. Louis Rams (Mon)
Sep. 25	at Philadelphia Eagles
Oct. 2	at Arizona Cardinals
Oct. 9	Seattle Seahawks
Oct. 16	Buffalo Bills
Oct. 23	BYE
Oct. 30	Miami Dolphins
Nov. 6	at New England Patriots
Nov. 13	at San Francisco 49ers
Nov. 20	Philadelphia Eagles
Nov. 28	at New Orleans Saints (Mon)
Dec. 4	Green Bay Packers
Dec. 11	at Dallas Cowboys*
Dec. 18	Washington Redskins
Dec. 24	at New York Jets (Sat)
Jan. 1	Dallas Cowboys

2010 RESULTS: 10-6

### LIONS SERIES RECORDS

<b>Rushing Attempts</b>	
1t Billy Sims	26 11/25/82
1t Barry Sanders	26 10/30/94
3t Barry Sanders	24 10/19/97

<b>Rushing Yards</b>	
1 Barry Sanders	146 10/30/94
2 Billy Sims	114 11/25/82
3 Steve Owens	113 9/17/72

<b>Rushing Touchdowns</b>	
1 MR: Kevin Jones	1 10/24/04
Artose Pinner	1 10/24/04

<b>Passing Attempts</b>	
1 Barry Glimmer	49 12/11/55
2 Jon Kitna	43 11/18/07

<b>Passing Completions</b>	
1 Jon Kitna	28 11/18/07
2 Bob Gagliano	21 9/17/89
3 Charlie Batch	20 11/19/00

<b>Passing Yards</b>	
1 Jon Kitna	377 11/18/07
2 Bob Gagliano	344 9/17/89

<b>Passes Intercepted</b>	
1t MR: Scott Mitchell	3 10/27/96

<b>Touchdown Passes</b>	
1t Karl Sweetan	3 12/10/67
1t Greg Landry	3 9/17/72
1t Charlie Batch	3 11/19/00

<b>Receptions</b>	
1t Richard Johnson	9 9/17/89
1t Herman Moore	9 10/30/94

<b>Receiving Yards</b>	
1 Richard Johnson	172 9/17/89
2 John Hilton	120 9/17/72

<b>Receiving Touchdowns</b>	
1 Herman Moore	2 10/30/94

<b>Interceptions</b>	
1 Bruce McNorton	2 11/7/83

<b>Points</b>	
1t Errol Mann	12 9/17/72
1t Herman Moore	12 10/30/94

<b>Touchdowns</b>	
1 Herman Moore	2 10/30/94

<b>Field Goals</b>	
1 Errol Mann	3 9/17/72

<b>Punts</b>	
1t Jim Arnold	8 10/16/88
1t Jim Arnold	8 10/30/88

<b>Punt Returns</b>	
1 MR: Glyn Milburn	3 10/27/96

<b>Punt Return Yards</b>	
1 Lem Barney	82 9/28/69

<b>Kickoff Returns</b>	
1t Jimmie Jones	4 11/17/74
1t Glyn Milburn	4 10/27/96

<b>Kickoff Return Yards</b>	
1t Jimmie Jones	130 11/17/74

<b>Longest Plays</b>	
Rush: Barry Sanders	62 10/30/94

<b>Pass:</b>	Drew Stanton-to-Calvin Johnson	87t 10/17/10
<b>KR:</b>	Stefan Logan	58 10/17/10
<b>Punt:</b>	Bill Shepherd	85 11/15/36
<b>PR:</b>	Lem Barney	74t 9/28/69
<b>Int:</b>	Mike Johnson	48t 10/30/94
<b>FG:</b>	Jason Hanson	50 10/17/10

MR: several players, most recent

### RECORDS & RESULTS

<b>Overall</b>	20-19-1
Home	12-8-0
Road	8-11-1
Ford Field	0-1-0
New Meadowlands Stadium	0-1-0

<b>Date</b>	<b>Site</b>	<b>Result</b>
11-5-30	POR	L, 6-19
9-30-31	POR	W, 16-9
11-1-31	NYG	L, 0-14
9-25-32	POR	W, 7-0
10-30-32	NYG	W, 6-0
9-24-33	POR	W, 17-7
11-5-33	NYG	L, 10-13
9-23-34	DET	W, 9-0
11-1-36	NYG	L, 7-14
11-15-36	DET	W, 38-0
11-14-37	NYG	W, 17-0
11-5-39	DET	W, 18-14
11-14-41	DET	L, 13-20
11-7-43	DET	L, 0-0
11-18-45	NYG	L, 14-35
11-2-47	DET	W, 35-7
11-20-49	NYG	W, 45-21
12-13-53	NYG	W, 27-16
11-14-55	DET	L, 14-24
11-7-58	DET	L, 17-19
10-21-62	NYG	L, 14-17
10-4-64	DET	W, 26-3
10-12-67	NYG	W, 30-7
9-28-69	DET	W, 24-0
9-17-72	DET	W, 20-16
11-17-74	NYG	W, 20-19
11-7-76	NYG	L, 10-24
11-25-82	DET	L, 15-13
11-7-83	DET	W, 6-9
10-15-88	NYG	L, 10-30
10-30-88	DET	L, 10-13ot
9-17-89	NYG	L, 24-14
11-18-90	NYG	L, 0-20
10-31-94	NYG	W, 28-25ot
10-27-96	DET	L, 7-35
10-19-97	DET	L, 20-26ot
11-19-00	NYG	W, 12-11
10-24-04	NYG	W, 28-13
11-18-07	DET	L, 16-10
10-17-10	NYG	L, 20-28

<b>Postseason</b>	.....1-0
Home	.....1-0
DET	.....0-0

# NFL Championship Game

### SERIES NOTES

► The Lions-Giants series is one of four series (Arz, Chi and GB) in franchise history dating back to 1930. The Lions hold a 20-19-1 lead in the series starting with a 19-6 New York victory at Detroit November 5, 1930, when the team was located in Portsmouth.

► Detroit dominated the series initially, claiming eight of the first 12 contests. The Lions won the game 9-0 September 23, 1934 at University of Detroit Stadium.

► The Lions and the Giants played the NFL's last scoreless 0-0 tie November 7, 1943 at New York.

► Detroit claimed its first NFL championship with a 26-7 win over the defending champion Giants December 15, 1935. It was the only postseason meeting between the franchises.

► In 2000, the Lions jumped out to a 21-0 halftime lead en route to a 31-21 win at Giants Stadium November 19. The first half was highlighted by two Charlie Batch touchdown passes and a blocked punt by WR Larry Foster which was blocked by the Lions since Bennie Blades blocked a punt December 13, 1992 vs. Cleveland.

### PUBLIC RELATIONS

Pat Hanlon/Peter John-Baptiste  
Giants Stadium  
East Rutherford, NJ 07073  
(201) 935-8111





# COACHING & SERIES RECORDS

Detroitlions.com

Media.Detroitlions.com

## PHILADELPHIA EAGLES

## WASHINGTON REDSKINS

### EAGLES 2011 SCHEDULE

Sep. 11	at St. Louis Rams
Sep. 18	at Atlanta Falcons
Sep. 25	New York Giants
Oct. 2	San Francisco 49ers
Oct. 9	at Buffalo Bills
Oct. 16	at Washington Redskins
Oct. 23	BYE
Oct. 30	Dallas Cowboys
Nov. 7	Chicago Bears (Mon)
Nov. 13	Arizona Cardinals
Nov. 20	at New York Giants
Nov. 27	New England Patriots
Dec. 3	at Seattle Seahawks (Thu)
Dec. 11	at Miami Dolphins
Dec. 18	New York Jets
Dec. 24	at Dallas Cowboys (Sat)
Jan. 1	Washington Redskins

2010 RESULTS: 10-6

### LIONS SERIES RECORDS

<b>Rushing Attempts</b>		
1t MR: Barry Sanders	20	11/8/98

<b>Rushing Yards</b>		
1 Barry Sanders	140	11/8/98
2 Bob Hoenschemeyer	118	11/18/51

<b>Rushing Touchdowns</b>		
1t Greg Landry	2	12/5/71
1t Barry Sanders	2	9/15/96
1t Jahvid Best	2	9/19/10

<b>Passing Attempts</b>		
1 Jon Kitna	46	9/23/07
2 Shaun Hill	45	9/19/10
3t Gary Danielson	38	11/4/84
3t Joey Harrington	38	9/26/04

<b>Passing Completions</b>		
1 Jon Kitna	29	9/23/07
2 Shaun Hill	25	9/19/10

<b>Passing Yards</b>		
1 Jon Kitna	446	9/23/07
2 Shaun Hill	335	9/19/10

<b>Passes Intercepted</b>		
1t Bobby Layne	4	12/5/54
1t Scott Mitchell	4	12/30/95

<b>Touchdown Passes</b>		
1t Bobby Layne	3	11/18/51
1t Bobby Layne	3	11/10/57
1t Milt Plum	3	12/19/65
1t Don Majkowski	3	12/30/95

<b>Receptions</b>		
1t Ron Jessie	9	12/15/74
1t Roy Williams	9	9/26/04
1t Roy Williams	9	9/23/07

<b>Receiving Yards</b>		
1 Roy Williams	204	9/23/07
2 Gail Cogdill	171	12/17/61
3 Jahvid Best	154	9/19/10

<b>Receiving Touchdowns</b>		
1t Dorne Dibble	2	11/18/51
1t David Sloan	2	12/30/95
1t Roy Williams	2	9/26/04

<b>Interceptions</b>		
1t Jack Christiansen	2	12/5/54
1t Carl Karlvacz	2	12/5/54
1t Bob Watkins	2	11/4/84

<b>Points</b>		
1t Jahvid Best	18	9/19/10
2t MR: Roy Williams	12	9/26/04

<b>Touchdowns</b>		
1t Jahvid Best	3	9/19/10
2t MR: Roy Williams	2	9/26/04

<b>Field Goals</b>		
1 Jason Hanson	3	11/8/98

<b>Punts</b>		
1t Larry Swider	8	12/2/79
1t John Jett	8	11/8/98

<b>Punt Returns</b>		
1 Terry Farr	8	11/8/98
2 Terry Barr	4	10/16/60

<b>Punt Return Yards</b>		
1 Terry Farr	43	11/8/98
2 Tom Vaughn	42	12/19/65

<b>Kickoff Returns</b>		
1 Eddie Drummond	7	9/26/04
2 Ron Rivers	6	12/30/95

<b>Kickoff Return Yards</b>		
1 Eddie Drummond	192	9/19/04
2 Stefan Logan	109	9/19/10

<b>Longest Plays</b>		
Rush: Bob Hoenschemeyer	54	11/18/51
Pass: Jon Kitna-to-Roy Williams	91t	9/23/07

<b>KR:</b> Eddie Drummond	73	9/26/04
<b>Punt:</b> Nick Harris	51	9/26/04
<b>PR:</b> Larry Swider	62	12/2/79

<b>Int:</b> Jack Christiansen	53	11/18/51
<b>FG:</b> Jason Hanson	51	9/15/96

MR: several players, most recent

### RECORDS & RESULTS

<b>Overall</b>	12-14-2
Home	7-7-2
At	5-7-0

<b>Field Goal</b>	0-2-0
Lincoln Financial Field	0-1-0

<b>Date</b>	<b>Site</b>	<b>Result</b>
10-18-33	POR	W, 25-0
10-14-34	Phi	W, 10-0

9-20-35	DET	W, 35-0
10-11-36	Phi	W, 23-0
12-4-38	DET	W, 21-0

11-17-40	DET	W, 21-0
11-16-41	DET	W, 21-17
10-14-45	DET	W, 28-24

12-12-48	Phi	W, 14-0
11-3-49	DET	W, 14-22
10-18-51	Phi	W, 28-10

12-5-54	DET	T, 13-13
11-10-57	Phi	W, 27-16
10-15-60	Phi	L, 10-29

12-2-77	DET	W, 17-13
12-19-65	Phi	W, 35-28
11-28-68	DET	L, 0-12

12-5-71	DET	L, 20-23
12-15-74	Phi	L, 17-28
10-2-77	DET	W, 17-13

7-4-44	Phi	L, 7-44
11-4-84	DET	T, 23-20t
11-16-86	Phi	W, 13-11

9-15-96	Phi	L, 17-24
11-8-98	DET	L, 13-30
9-26-04	DET	L, 13-30

9-23-07	DET	L, 21-56
9-10-10	DET	L, 32-35

➤ On September 26, 2004, the Eagles visited Detroit for the first time since 1984. With 135 yards, WR Roy Williams became the first Detroit rookie receiver

12-30-95	Phi	L, 37-58
----------	-----	----------

<b>SERIES NOTES</b>	
---------------------	--

➤ Detroit claimed victories in the first four games of the series, with each being a shutout. The Lions also won seven of the first eight meetings.

➤ The Lions' last tie in a regular season game was against the Eagles (23-23) November 4, 1984, the only tie in Silverdome history.

➤ On September 26, 2004, the Eagles visited Detroit for the first time since 1984. With 135 yards, WR Roy Williams became the first Detroit rookie receiver to gain 100 receiving yards since 2000.

➤ In Detroit's last win over Philadelphia, the Lions' defense sacked Eagles QB Randall Cunningham 11 times to tie a club record in a 13-11 win November 6, 1986. Seven Lions' defenders recorded sacks, including 4.0 by Keith Ferguson and 2.5 by William Gay. A 72-yard scoring strike from Joe Ferguson to Jeff Chadwick in the first quarter turned out to be the game's only touchdown.

➤ In the Lions' first visit to Lincoln Financial Field (Sept. 23, 2007), QB Jon Kitna set a franchise record with 446 passing yards. Kitna connected with WR Roy Williams for a 31-yard TD, career highs for both players. With 204 receiving yards, Williams' career high was the third-highest tally by a receiver in Lions history.

### PUBLIC RELATIONS

Derek Boyko  
Nova Care Complex: One Nova Care Way  
Philadelphia, PA 19145  
(215) 463-2500

### REDSKINS 2011 SCHEDULE

Sep. 11	New York Giants
Sep. 18	Arizona Cardinals
Sep. 26	at Dallas Cowboys (Mon)
Oct. 2	at St. Louis Rams
Oct. 9	BYE
Oct. 16	Philadelphia Eagles
Oct. 23	at Carolina Panthers
Oct. 30	at Buffalo Bills (Toronto)
Nov. 6	San Francisco 49ers
Nov. 13	at Miami Dolphins
Nov. 20	Dallas Cowboys
Nov. 27	at Seattle Seahawks
Dec. 4	New York Jets
Dec. 11	New England Patriots
Dec. 18	at New York Giants
Dec. 24	Minnesota Vikings (Sat)
Jan. 1	at Philadelphia Eagles

2010 RESULTS: 6-10

### LIONS SERIES RECORDS

<b>Rushing Attempts</b>		
1 Joe Don Looney	22	10/3/65
2 Billy Sims	21	11/8/81

<b>Rushing Yards</b>		
1 Billy Sims	159	11/8/81
2 Barry Sanders	105	11/9/97

<b>Rushing Touchdowns</b>		
1 Billy Sims	2	11/8/81

<b>Passing Attempts</b>		
1 Joey Harrington	52	11/7/04
1 Scott Mitchell	50	10/22/95

<b>Passing Completions</b>		
1 Scott Mitchell	30	10/22/95
2t Joey Harrington	26	11/7/04
2t Matthew Stafford	26	10/31/10

<b>Passing Yards</b>		
1 Scott Mitchell	327	10/22/95
2 Bobby Layne	310	9/30/51

<b>Passes Intercepted</b>		
1t MR: Chuck Long	4	11/15/87

<b>Touchdown Passes</b>		
1t Matthew Stafford	4	10/31/10
2 Scott Mitchell	3	10/22/95

<b>Receptions</b>		
1t MR: Herman Moore	10	10/22/95
2 Leonard Thompson	150	11/8/83

<b>Receiving Yards</b>		
1 Fred Scott	156	11/8/81
2 Leonard Thompson	150	11/8/83

<b>Receiving Touchdowns</b>		
1 Calvin Johnson	3	10/31/10

<b>Interceptions</b>		
1 MR: Alphose Smith	1	10/31/10

<b>Points</b>		
1 Calvin Johnson	18	10/31/10

<b>Touchdowns</b>		
1 Calvin Johnson	3	10/31/10
2 Billy Sims	2	11/8/81

<b>Field Goals</b>		
1 Jason Hanson	5	9/10/00
2t Benny Ricardo	4	10/8/78
2t Jason Hanson	4	12/5/99

<b>Punts</b>		
1 Herman Weaver	10	10/17/76

<b>Punt Returns</b>		
1 Alvin Hall	6	11/11/84

<b>Punt Return Yards</b>		
1 Stefan Logan	79	10/31/10

<b>Kickoff Returns</b>		
1t Alvin Hall	6	11/8/81
1t Alvin Hall	6	11/8/83

<b>Kickoff Return Yards</b>		
1 Mel Gray	134	12/12/92*

<b>Longest Plays</b>		
Rush: Horace King	52	10/8/78
Pass: Bobby Layne-to-James Doran	70	11/11/56

<b>KR:</b> Mel Gray	55	12/12/92*
<b>Punt:</b> Pat Studstill	69	10/3/65

<b>PR:</b> Stefan Logan	71	10/31/10
<b>FG:</b> Jason Hanson	54	9/10/00

# Postseason Game

### RECORDS & RESULTS

<b>Overall</b>	12-27-0
Home	10-9-0
Road	2-18-0
Field	2-2-0
Fed-Ex Field	0-3-0

<b>Date</b>	<b>Site</b>	<b>Result</b>
11-20-32	POR	W, 0-0
10-15-33	Bos	W, 13-0
10-17-34	DET	W, 24-0

10-13-35	Bos	W, 17-0
10-30-35	DET	W, 14-0
10-16-36	DET	L, 5-7
11-26-39	Was	L, 7-31

10-27-40	DET	L, 14-20
11-29-42	DET	L, 3-15
11-14-44	Was	L, 20-42
10-6-46	Was	L, 16-17

11-16-47	DET	W, 38-21
10-14-48	Was	L, 2-56
9-30-51	DET	W, 35-17
11-11-56	Was	L, 17-18

10-3-65	DET	W, 14-10
11-25-68	Was	L, 3-14
11-17-70	Was	L, 10-31
10-27-76	DET	L, 0-20

10-7-76	Was	L, 7-20
10-8-78	DET	L, 19-21
9-9-79	DET	L, 24-27
11-8-81	Was	L, 31-33

11-23-83	Was	L, 17-38
11-11-84	Was	L, 14-28
10-13-85	Was	L, 3-24
11-15-87	Was	L, 13-20

9-4-90	DET	L, 38-41ot
9-9-91	Was	L, 0-45
9-20-92	Was	L, 10-13
10-22-95	Was	L, 30-36ot

11-9-97	Was	L, 7-30
12-5-99	DET	W, 33-17
9-10-00	DET	W, 15-10
11-7-04	DET	L, 10-17

10-7-07	Was	L, 3-44
12-26-08	DET	L, 17-25
9-27-09	DET	W, 19-14
10-31-10	DET	W, 37-25

10-31-10	DET	W, 37-25
Postseason .....		0-3
Road.....		0-3
Date	Site	Result

1-8-83	Was	L, 7-31
1-12-92^	Was	L, 10-41
1-8-00	Was	L, 13-27

^ NEC Championship Game: The Lions were located



# COACHING & SERIES RECORDS

Detroitlions.com

Media.Detroitlions.com

## ATLANTA FALCONS

### FALCONS 2011 SCHEDULE

Sep. 11	at Chicago Bears
Sep. 18	Philadelphia Eagles
Sep. 25	at Tampa Bay Buccaneers
Oct. 2	at Seattle Seahawks
Oct. 9	Green Bay Packers
Oct. 16	Carolina Panthers
Oct. 23	at Detroit Lions
Oct. 30	BYE
Nov. 6	at Indianapolis Colts
Nov. 13	New Orleans Saints
Nov. 20	Tennessee Titans
Nov. 27	Minnesota Vikings
Dec. 4	at Houston Texans
Dec. 11	at Carolina Panthers
Dec. 15	Jacksonville Jaguars (Thu)
Dec. 26	at New Orleans Saints (Mon)
Jan. 1	Tampa Bay Buccaneers

2010 RESULTS: 13-3

### LIONS SERIES RECORDS

<b>Rushing Attempts</b>		
1 Rick Kane	30	11/13/77
2 Barry Sanders	27	9/4/94
3 Kevin Jones	26	11/5/06
<b>Rushing Yards</b>		
1 Barry Sanders	158	12/24/89
2 Billy Sims	140	9/9/84
3 Barry Sanders	120	9/4/94
<b>Rushing Touchdowns</b>		
1 Barry Sanders	3	12/24/89
<b>Pass Attempts</b>		
1 Scott Mitchell	50	11/5/95
<b>Pass Completions</b>		
1 Jon Kitna	24	9/7/08
2t Gary Danielson	23	10/5/80
2t Scott Mitchell	23	11/5/95
<b>Passing Yards</b>		
1t Gary Danielson	348	10/5/80
2t Scott Mitchell	321	11/5/95
2t Jon Kitna	321	11/5/16
<b>Passes Intercepted</b>		
1t Greg Landry	3	10/8/72
1t Mike McMahon	3	12/22/02
<b>Touchdown Passes</b>		
1t Bill Munson	3	12/8/68
1t Gary Danielson	3	10/5/80
1t Eric Hipple	3	9/8/85
1t Scott Mitchell	3	9/4/84
1t Scott Mitchell	3	10/6/96
<b>Receptions</b>		
1 Herman Moore	9	11/5/95
2t Richard Johnson	7	12/24/89
2t Calvin Johnson	7	9/7/08
<b>Receiving Yards</b>		
1 Herman Moore	176	11/5/95
1t Roy Williams	138	11/5/06
3 Richard Johnson	135	12/24/89
<b>Receiving Touchdowns</b>		
1t MR: Herman Moore	2	8/31/97
<b>Interceptions</b>		
1t MR: Duane Galloway	2	9/13/87
<b>Points</b>		
1t Bill Gambrell	18	12/8/68
1t Barry Sanders	18	12/24/89
<b>Touchdowns</b>		
1t Bill Gambrell	3	12/8/68
1t Barry Sanders	3	12/24/89
<b>Field Goals</b>		
1t Jason Hanson	3	9/5/93
1t Jason Hanson	3	11/5/06
<b>Punts</b>		
1t John Jett	10	11/2/00
2t MR: John Jett	8	8/31/97
<b>Punt Returns</b>		
1t Mel Gray	6	9/16/90
1t Mel Gray	6	9/5/93
<b>Punt Return Yards</b>		
1 Pete Mandley	109	12/21/86
<b>Kickoff Returns</b>		
1 John Arnold	7	10/5/80

2 Eddie Drummond	6	12/22/02
<b>Kickoff Return Yards</b>		
1 Eddie Drummond	178	12/22/02
<b>Longest Plays</b>		
Rush: Larry Walton	57	10/1/73
Pass: Greg Landry-to-Ron Jessie	82	10/8/72
Punt: Greg Montgomery	64	9/4/94
PR: Pete Mandley	81	12/21/86
KR: Ron Jessie	97	10/3/71
Int: Lem Barney	45	10/22/67
FG: Ed Murray	48	9/9/84
MR: several players, most recent		

### RECORDS & RESULTS

<b>Overall</b>			23-10-0
Home	14-4-0		
Road	9-6-0		
Ford Field	1-1-0		
Georgia Dome	1-3-0		

<b>Date</b>			<b>Site</b>	<b>Result</b>
9-2-66	DET	W	28-10	
10-22-67	DET	W	24-3	
12-8-68	Atl	W	24-7	
1-9-69	DET	W	27-21	
10-3-71	DET	W	41-38	
8-8-72	DET	W	26-23	
1-1-75	DET	W	31-16	
9-28-75	Atl	W	17-14	
9-19-76	DET	W	24-10	
1-13-77	Atl	L	6-17	
10-15-78	DET	L	0-14	
9-23-79	DET	W	24-23	
10-5-80	Atl	L	28-43	
9-18-83	DET	L	14-30	
9-9-84	Atl	W	27-24ot	
9-8-85	Atl	W	28-27	
12-21-86	DET	W	30-13	
12-27-87	DET	W	31-17	
9-4-88	DET	W	31-24	
12-24-89	Atl	W	21-14	
9-16-90	DET	W	30-13	
9-5-93	DET	W	31-28ot	
11-5-95	DET	W	28-24	
10-6-96	DET	W	28-24	
8-31-97	DET	W	28-17	
12-20-98	DET	L	17-24	
11-12-00	DET	W	13-10	
12-22-02	Atl	L	15-36	
10-10-04	Atl	W	17-10	
11-24-05	DET	L	7-27	
11-5-06	DET	W	30-14	
9-7-08	Atl	L	21-34	

### SERIES NOTES

➤ The Lions have dominated the series against the Falcons, amassing a 23-10 record. The initial meeting took place at Tiger Stadium September 25, 1966, Atlanta's inaugural season, with the Lions running away with a 28-10 win. The Lions are 14-4 at home (5-0 in Tiger Stadium, 8-3 in the Silverdome, 1-1 at Ford Field). Detroit has won 10 of the last 15 games in the series.

➤ The Lions and Falcons met in the regular season opener or closer seven times between 1985-94. The two teams opened or closed the season every year from 1985-89, and met in the regular season opener again in 1997.

➤ Detroit was victorious 13-10 over the Falcons November 12, 2000 at the Pontiac Silverdome. The contest marked the first game and victory by Gary Moeller, who replaced Bobby Ross as head coach six days earlier.

➤ The Lions' 17-10 victory October 10, 2004, marked the first time the Lions won back-to-back road games since the 2000 season.

➤ The Lions winning-percentage against the Falcons (.697) is their highest among all NFC opponents and their second highest among all NFL opponents (Cleveland, .778).

### PUBLIC RELATIONS

Reggie Roberts/Frank Kleha  
4400 Falcon Parkway  
Flower Branch, Ga. 30542  
(770) 965-3115

## CAROLINA PANTHERS

### PANTHERS 2011 SCHEDULE

Sep. 11	at Arizona Cardinals
Sep. 18	Green Bay Packers
Sep. 25	Jacksonville Jaguars
Oct. 2	at Chicago Bears
Oct. 9	New Orleans Saints
Oct. 16	at Atlanta Falcons
Oct. 23	Washington Redskins
Oct. 30	Minnesota Vikings
Nov. 6	BYE
Nov. 13	Tennessee Titans
Nov. 20	at Detroit Lions
Nov. 27	at Indianapolis Colts
Dec. 4	at Tampa Bay Buccaneers
Dec. 11	Atlanta Falcons
Dec. 18	at Houston Texans
Dec. 24	Tampa Bay Buccaneers (Sat)
Jan. 1	at New Orleans Saints

2010 RESULTS: 2-14

### LIONS SERIES RECORDS

<b>Rushing Attempts</b>		
1 Kevin Smith	24	11/16/08
2 Greg Hill	16	10/24/99
<b>Rushing Yards</b>		
1 Kevin Smith	112	11/16/08
2 Greg Hill	70	10/24/99
<b>Rushing Touchdowns</b>		
1t Sedrick Ivory	1	10/24/99
1t Mike McMahon	1	9/15/02
1t Daunte Culpepper	1	11/16/08
<b>Passing Attempts</b>		
1 Daunte Culpepper	35	11/16/08
2 Joey Harrington	28	10/16/05
3 Charlie Batch	27	10/24/99
<b>Passing Completions</b>		
1 Daunte Culpepper	20	11/16/08
2 Joey Harrington	17	10/16/05
3 Charlie Batch	16	10/24/99
<b>Passing Yards</b>		
1 Charlie Batch	210	10/24/99
2 Daunte Culpepper	207	11/16/08
<b>Passes Intercepted</b>		
1 Daunte Culpepper	2	11/16/08
<b>Touchdown Passes</b>		
1 Charlie Batch	2	12/12/93
<b>Receptions</b>		
1 Calvin Johnson	6	11/16/08
2 Johnnie Morton	5	10/24/99
<b>Receiving Yards</b>		
1 Marcus Pollard	105	10/16/05
2 Johnnie Morton	66	10/24/99
<b>Receiving Touchdowns</b>		
1 Brian Stabilein	1	10/24/99
1t Calvin Johnson	1	11/16/08
<b>Interceptions</b>		
1t Mark Carrier	1	10/24/99
1t Kenney Kennedy	1	10/16/05
1t Boss Bailey	1	10/16/05
1t Dre Bly	1	10/16/05
<b>Points</b>		
1 Jason Hanson	10	11/16/08
2 Jason Hanson	8	10/16/05
<b>Touchdowns</b>		
1 MR: Calvin Johnson	1	11/16/08
Daunte Culpepper	1	11/16/08
<b>Field Goals</b>		
1 Jason Hanson	3	11/16/08
<b>Punts</b>		
1 John Jett	11	9/15/02
<b>Punt Returns</b>		
1 Desmond Howard	3	9/15/02
<b>Punt Return Yards</b>		
1 Reggie Swinton	89	12/21/03
<b>Kickoff Returns</b>		
1t Terry Fair	4	10/24/99
1t Reggie Swinton	4	12/21/03
<b>Kickoff Return Yards</b>		
1 Terry Fair	130	10/24/99

<b>Longest Plays</b>		
Rush: Greg Hill	30	10/24/99
Pass: Joey Harrington-to-Marcus Pollard		
KR: Terry Fair	86	10/16/05
Punt: Nick Harris	50	10/16/05
PR: Reggie Swinton	89	12/21/03
Int: Kenney Kennedy	64	10/16/05
FG: Jason Hanson	56*	11/16/08

### RECORDS & RESULTS

<b>Overall</b>			1-4-0
Home	0-1-0		
Road	1-3-0		
Ford Field	0-1-0		
Ericsson Stadium	1-3-0		
<b>Date</b>			<b>Site</b>
10-24-99	Car	W	24-9
9-15-02	Car	L	7-31
12-21-03	Car	L	14-21
10-16-05	DET	L	20-21
10-16-08	Car	L	22-31

### SERIES NOTES

➤ The Lions and Panthers faced off in their inaugural contest October 24, 1999. Detroit visited Carolina's Ericsson Stadium and handed the Panthers a 24-9 loss. The Panthers' made five trips inside the Lions' five-yard line, and the Detroit defense forced two turnovers and yielded only three field goals.

➤ The contest was also the first of two straight games in 1999 where Detroit's defense did not yield a touchdown. That accomplishment marked the first time since 1983 that the Lions have kept opponents out of the end zone in back-to-back games (45-3 win vs. Pittsburgh November 24, 1983 and 13-2 win vs. Minnesota December 5, 1983).

➤ The Panthers ended the series record at 1-1 with a 31-7 victory at Ericsson Stadium September 15, 2002.

➤ Despite having both a fumble return and a punt return go for touchdowns, the Lions fell short at the eventual NFC Champion Panthers, 21-14, on December 14, 2003.

➤ LB Boss Bailey (34 yards) and S Kenoy Kennedy (64 yards) each returned interceptions back for touchdowns in the Lions last-minute 21-20 loss against Carolina at Ford Field October 16, 2005. The last time the Lions had two interceptions for touchdowns in a game was at Seattle October 24, 1976 when Levi Johnson and Lem Barney both returned interceptions for touchdowns.

### PUBLIC RELATIONS

Charlie Dayton  
800 S. Mint Street  
Charlotte, NC 28202  
(704) 358-7000





# COACHING & SERIES RECORDS

Detroitlions.com

Media.Detroitlions.com

## NEW ORLEANS SAINTS

## TAMPA BAY BUCCANEERS

### SAINTS 2011 SCHEDULE

Sep. 8	at Green Bay Packers (Thu)
Sep. 18	Chicago Bears
Sep. 25	Houston Texans
Oct. 2	at Jacksonville Jaguars
Oct. 9	at Carolina Panthers
Oct. 16	at Tampa Bay Buccaneers
Oct. 23	Indianapolis Colts
Oct. 30	at St. Louis Rams
Nov. 6	Tampa Bay Buccaneers
Nov. 13	at Atlanta Falcons
Nov. 20	BYE
Nov. 28	New York Giants (Mon)
Dec. 4	Detroit Lions
Dec. 11	at Tennessee Titans
Dec. 18	at Minnesota Vikings
Dec. 26	Atlanta Falcons (Mon)
Jan. 1	Carolina Panthers

### 2010 RESULTS: 11-5

### LIONS SERIES RECORDS

<b>Rushing Attempts</b>			
1 James Stewart	25	9/3/00	
2 Dexter Bussey	24	9/25/77	
3 Kevin Smith	24	2/21/08	

<b>Rushing Yards</b>			
1 Dexter Bussey	150	9/25/77	
2 Barry Sanders	113	9/21/97	

<b>Rushing Touchdowns</b>			
1 Billy Sims	2	10/12/80	

<b>Passing Attempts</b>			
1 Scott Mitchell	43	9/14/97	
2 Bill Munson	41	11/24/68	

<b>Passing Completions</b>			
1 Greg Landry	27	11/14/76	

<b>Passing Yards</b>			
1 Greg Landry	310	11/14/76	

<b>Passes Intercepted</b>			
1t MR: Matthew Stafford	3	9/13/09	

<b>Touchdown Passes</b>			
1 several players; recent Scott Mitchell	2	9/14/97	

<b>Receptions</b>			
1 Herman Moore	11	9/21/97	
2t Dexter Bussey	8	11/14/76	
2t Richard Johnson	8	12/3/89	

<b>Receiving Yards</b>			
1 Richard Johnson	248	12/3/89	
2t Ray Jarvis	111	11/14/76	
2t Herman Moore	111	9/21/97	

<b>Receiving Touchdowns</b>			
1 Carl Bland	2	9/18/88	

<b>Interceptions</b>			
1t Lem Barney	2	11/19/72	
1t James Hunter	2	10/21/79	

<b>Points</b>			
1 Jason Hanson	13	9/29/02	
2t Billy Sims	12	10/12/80	
2t Carl Bland	12	9/18/88	

<b>Touchdowns</b>			
1t Billy Sims	2	10/12/80	
1t Carl Bland	2	9/18/88	

<b>Field Goals</b>			
1 Jason Hanson	4	9/29/02	

<b>Punts</b>			
1 Jim Arnold	8	12/3/89	

<b>Punt Returns</b>			
1 Walter Stanley	7	12/3/89	

<b>Punt Return Yards</b>			
1 Desmond Howard	119	9/3/00	
2 Walter Stanley	53	12/3/89	

<b>Kickoff Returns</b>			
1 Glyn Milburn	6	9/14/97	
2 Aaron Brown	5	9/13/09	

<b>Kickoff Return Yards</b>			
1 Aaron Brown	180	9/13/09	
2 Glyn Milburn	157	9/14/97	

<b>Longest Plays</b>			
Rush: Fred Scott	48t	10/12/80	

Pass: Bob Gagliano-to-Richard Johnson

<b>KR:</b> Aaron Brown	87	9/13/09
<b>Punt:</b> Jim Arnold	57	10/28/90
<b>PR:</b> Desmond Howard	95t	9/3/00
<b>FG:</b> Wayne Walker	47	11/24/68
Benny Ricard	47	11/14/76
Steve Mike-Mayer	47	9/25/77
Jason Hanson	47	9/21/97
Jason Hanson	47	9/13/09

### RECORDS & RESULTS

<b>Overall</b> .....	9-10-1
Home.....	6-3-1
Road.....	3-7-0
Field.....	1-1-0
Superdome.....	2-5-0

Date	Site	Result
11-24-68	DET	T, 20-20
11-8-70	NO	L, 17-19
11-19-72	DET	W, 27-14
10-14-73	NO	L, 13-20
1-3-74	W	19-14
11-14-76	NO	L, 16-17
9-25-77	DET	W, 23-19
10-21-79	NO	L, 7-17
10-12-80	DET	W, 24-13
9-18-88	DET	L, 14-22
12-3-89	DET	W, 26-21
10-26-90	DET	W, 27-10
10-4-92	DET	L, 7-13
9-19-93	NO	L, 3-14
9-14-97	NO	L, 17-35
9-3-00	DET	W, 14-10
12-14-05	SA	W, 13-12
12-21-08	DET	L, 7-42
9-13-09	NO	L, 45-27

Note: New Orleans split home games between San Antonio and Baton Rouge due to Hurricane Katrina.

### SERIES NOTES

➤ In the second game ever played at Ford Field, the Lions claimed a 26-21 win over New Orleans for the first win at the team's new downtown Detroit home. . . .

➤ The first game played between the Lions and Saints was a 20-20 tie November 24, 1968 in Detroit.

➤ The home team has generally had the upper hand in the series with Detroit compiling a 6-3-1 mark at home (1-1 at Ford Field) while New Orleans has managed a 6-3 record at home (5-2 in the Superdome).

➤ In one of the NFL's all-time amazing finishes, New Orleans kicker Tom Dempsey booted a 63-yard field goal as time expired to give the Saints a 13-17 victory in Tulane Stadium November 8, 1970. Dempsey's mighty boot stood alone as the longest field goal in NFL history until Denver's Jason Elam tied the record October 25, 1998 vs. Jacksonville.

➤ The Lions' Richard Johnson tallied 248 yards receiving (second-in team history) on eight receptions and earned NFC Player of the Week honors in Detroit's 21-14 win over the Saints on December 3, 1989.

➤ The Lions kicked off the 2000 season by defeating the Saints 14-10 at the Superdome. The Lions' only touchdown of the game was courtesy of Desmond Howard's franchise record 95-yard punt return in the fourth quarter.

➤ K Jason Hanson nailed a 39-yard field goal as time expired in regulation that lifted the Lions to a 13-12 win over New Orleans in San Antonio. The final drive was set up by a Roy Williams 40-yard grab on 4th-and-17. Williams' four catches for 111 yards against the Saints, all in the fourth quarter.

### PUBLIC RELATIONS

Greg Benseil/Doug Miller  
5800 Airline Highway  
Metairie, LA 70003  
(504) 733-0255

### BUCCANEERS 2011 SCHEDULE

Sep. 11	Detroit Lions
Sep. 18	at Minnesota Vikings
Sep. 25	Atlanta Falcons
Oct. 3	Indianapolis Colts (Mon)
Oct. 9	at San Francisco 49ers
Oct. 16	New Orleans Saints
Oct. 23	Chicago Bears (London)
Oct. 30	BYE
Nov. 6	at New Orleans Saints
Nov. 13	Houston Texans
Nov. 20	at Green Bay Packers
Nov. 27	at Tennessee Titans
Dec. 4	Carolina Panthers
Dec. 11	at Jacksonville Jaguars
Dec. 17	Dallas Cowboys (Sat)
Dec. 24	at Carolina Panthers (Sat)
Jan. 1	at Atlanta Falcons

### 2010 RESULTS: 10-6

### LIONS SERIES RECORDS

<b>Rushing Attempts</b>			
1t Barry Sanders	29	11/7/93	
1t James Stewart	29	10/19/00	

<b>Rushing Yards</b>			
1 Barry Sanders	237t	11/13/94	
2 Barry Sanders	215	10/12/97	

<b>Rushing Touchdowns</b>			
1t Barry Sanders	3	9/29/91	
1t James Stewart	3	10/19/00	

<b>Passing Attempts</b>			
1 Scott Mitchell	50	9/7/97	
2 Eric Hipple	46	9/21/86	

<b>Passing Completions</b>			
1 Eric Hipple	31	9/21/86	
2 Gary Danielson	29	12/14/80	

<b>Passing Yards</b>			
1 Gary Danielson	360	12/14/80	
2 Scott Mitchell	352	12/23/95	

<b>Passes Intercepted</b>			
1 Todd Hons	3	10/4/87	
2 Rusty Hilger	3	12/18/88	

<b>Touchdown Passes</b>			
1 Rodney Peete	3	10/25/92	

<b>Receptions</b>			
1t MR: Herman Moore	10	12/23/95	

<b>Receiving Yards</b>			
1 Calvin Johnson	152	12/19/10	
2 Fred Scott	148	11/11/79	

<b>Receiving Touchdowns</b>			
1 MR: Robert Clark	2	9/9/90	
1 MR: Bryant Westbrook	2	10/19/00	

<b>Points</b>			
1 James Stewart	20	10/19/00	
2t Barry Sanders	18	9/29/91	
2t Barry Sanders	18	10/12/97	

<b>Touchdowns</b>			
1t Barry Sanders	3	9/29/91	
1t Barry Sanders	3	10/12/97	
1t James Stewart	3	10/19/00	

<b>Field Goals</b>			
1t Eddie Murray	4	12/17/89	
1t Jason Hanson	4	12/9/01	

<b>Punts</b>			
1 Mark Royals	10	9/8/96	

<b>Punt Returns</b>			
1 Ray Williams	8	12/14/80	

<b>Punt Return Yards</b>			
1 Mel Gray	66	12/17/89	

<b>Kickoff Returns</b>			
1 Aveion Cason	7	11/23/08	
2 Desmond Howard	6	9/17/00	

<b>Kickoff Return Yards</b>			
1 Desmond Howard	218	9/17/00	
2 Eddie Drummond	197	12/15/02	
3 Aveion Cason	154	11/23/08	

<b>Longest Plays</b>			
Rush: Barry Sanders	85	10/2/94	

Pass: Scott Mitchell-to-Brett Perriman

<b>KR:</b> Terry Fair	91t	12/23/95
<b>Punt:</b> Jim Arnold	60	9/27/82
<b>PR:</b> Ray Williams	53	11/23/01
<b>Int:</b> Jack Christiansen	92t	11/1/63
<b>FG:</b> Eddie Murray	51	9/21/86

\* Lions' Record, MR: several players, most recent

### RECORDS & RESULTS

<b>Overall</b> .....	28-25-0
Home.....	15-11-0
Road.....	13-14-0
Field.....	1-2-0
Raymond James Stadium.....	3-2-0

Date	Site	Result
11-20-77	DET	W, 16-7
9-9-78	TB	W, 16-7
11-12-78	DET	W, 34-23
9-1-79	TB	L, 16-31
11-11-79	DET	L, 14-16
11-23-80	TB	W, 24-10
12-14-80	DET	W, 27-14
10-8-81	TB	W, 20-18
12-20-81	DET	L, 17-20
12-26-82	DET	W, 21-23
9-4-83	TB	W, 11-10
12-18-83	DET	W, 23-20
9-16-84	DET	L, 17-21
10-10-84	DET	W, 13-7ot
9-29-85	DET	W, 30-9
11-24-85	TB	L, 16-19ot
9-21-86	DET	L, 20-24
11-23-86	TB	W, 38-17
10-18-87	DET	L, 27-31
12-13-87	DET	W, 20-10
11-19-88	DET	L, 20-23
12-18-88	TB	L, 10-21
10-15-89	TB	W, 17-16
12-17-89	DET	W, 33-7
12/14/90	TB	L, 21-28
9-23-90	DET	W, 20-23
9-29-91	DET	W, 31-3
11-10-91	TB	L, 21-30
9-27-92	DET	L, 23-27
10-25-92	TB	W, 38-7
10-3-93	DET	W, 20-17
11-7-93	DET	W, 20-3
10-2-94	DET	L, 14-24
11-13-94	DET	W, 14-9
11-12-95	DET	W, 27-24
12-23-95	TB	W, 37-10
9-8-96	DET	W, 26-6
9-29-97	DET	W, 27-0
9-7-97	DET	L, 17-24
10-12-97	TB	W, 27-9
9-28-98	DET	W, 27-6
11-22-98	TB	W, 28-25
10-21-98	DET	W, 20-3
12-12-99	DET	L, 16-23
9-17-00	DET	L, 10-31
10-19-00	TB	W, 28-14
11-11-01	DET	L, 17-20
12-9-01	TB	L, 14-24
11-15-02	DET	L, 20-23
10-2-05	TB	L, 13-17
10-21-07	DET	W, 23-16
11-23-08	DET	L, 20-38
12-19-10	TB	W, 23-20ot

### POSTSEASON

Road.....	0-1	
Site.....	0-1	
12-28-97	TB	L, 10-20

### SERIES NOTES

➤ In Detroit's 14-9 win at the Silverdome November 13, 1994, Barry Sanders rushed for a franchise record 237 yards (then-sixth-highest single game total in NFL history). Sanders gained a NFL record 200 yards in the second half.

➤ Sanders made history in Detroit's 27-9 win over the Buccaneers at Tampa Bay October 12, 1997. He became the first player in NFL history to record two 80-yard TD runs in the same game. He broke off an 80-yard scoring play late in the first quarter and added an 82-yard touchdown romp in the third quarter, finishing the day with 215 yards.

➤ The Lions ended a 26-game road losing streak December 29, 2010 when they claimed a 23-20 overtime win.

### PUBLIC RELATIONS

Jonathan Grelia  
One Buccaneer Place  
Tampa, FL 33607  
(813) 870-2700



# COACHING & SERIES RECORDS

Detroitlions.com  
Media.Detroitlions.com

## ARIZONA CARDINALS

### CARDINALS 2011 SCHEDULE

Sep. 11	at Carolina Panthers
Sep. 18	at Washington Redskins
Sep. 25	at Seattle Seahawks
Oct. 2	at New York Giants
Oct. 9	at Minnesota Vikings
Oct. 16	BYE
Oct. 23	at Pittsburgh Steelers
Oct. 30	at Baltimore Ravens
Nov. 6	at St. Louis Rams
Nov. 13	at Philadelphia Eagles
Nov. 20	at San Francisco 49ers
Nov. 27	at St. Louis Rams
Dec. 4	at Dallas Cowboys
Dec. 11	at San Francisco 49ers
Dec. 18	at Cleveland Browns
Dec. 24	at Cincinnati Bengals (Sat)
Jan. 2	at Seattle Seahawks
Jan. 9	at San Francisco 49ers

2010 RECORD: 5-11

### LIONS SERIES RECORDS

#### Rushing Attempts

1 Barry Sanders	27	11/1/98
2 Kevin Jones	26	12/5/04
3 Billy Sims	25	9/21/80

#### Rushing Yards

1 Kevin Jones	196	12/5/04
2 Barry Sanders	147	19/17/95
3 Maurice Morris	126	12/20/09

#### Rushing Touchdowns

1 Dan Lewis	2	11/12/61
-------------	---	----------

#### Passing Attempts

1 Charlie Batch	62	11/18/01
2 Jon Kitna	45	11/11/07
3 Gus Frerotte	39	11/14/99

#### Passing Completions

1 Charlie Batch	36	11/18/01
2 Jon Kitna	32	11/11/07
3 Gus Frerotte	24	11/14/99

#### Passing Yards

1 Charlie Batch	436	11/18/01
2 Gus Frerotte	375	11/14/99

#### Passes Intercepted

1 Gary Danielson	5	12/3/78
------------------	---	---------

#### Touchdown Passes

1 Joey Harrington	4	9/7/03
2 Erik Kramer	3	12/12/93
3 Charlie Batch	3	11/18/01
4 Joey Harrington	3	11/13/05

#### Receptions

1 Lamont Warren	11	11/18/01
2 MR: Roy Williams	7	11/13/05

#### Receiving Yards

1 Johnnie Morton	153	11/18/01
2 Gernane Crowell	142	11/14/99
3 Earl McCullough	117	11/16/69
4 Roy Williams	117	11/13/05

#### Receiving Touchdowns

1 Roy Williams	3	11/13/05
2 Pat Studstill	2	10/1/67
3 David Sloan	2	11/18/01
4 Charles Rogers	2	9/7/03
5 Roy Williams	2	11/11/07

#### Interceptions

1 Lem Barney	2	12/6/70
2 Dre Bly	2	12/5/04

#### Points

1 Roy Williams	18	11/13/05
2 Jason Hanson	14	9/26/93
3 Jason Hanson	14	12/5/04

#### Touchdowns

1 Roy Williams	3	11/13/05
2 MR: Roy Williams	2	11/11/07

#### Field Goals

1 Jason Hanson	4	9/26/93
2 Jason Hanson	4	12/5/04
3 Jason Hanson	3	11/1/98

#### Punts

1 Tom Skladany	7	12/7/80
2 John Jett	7	11/14/99
3 John Jett	7	12/8/02

#### Punt Returns

1 Tony Leonard	6	12/3/78
----------------	---	---------

2t Terry Fair	5	11/1/98
2t Eddie Drummond	5	12/8/02

<b>Punt Return Yards</b>		
1 Eddie Drummond	100	12/8/02
2 Eddie Drummond	77	9/7/03

<b>Kickoff Returns</b>		
1 Larry Foster	7	11/18/01

<b>Kickoff Return Yards</b>		
1 Derrick Williams	154	12/20/09
2 Johnnie Morton	136	9/17/95

<b>Longest Plays</b>		
Rush: Kevin Jones	74	12/5/04
Pass: Gus Frerotte-to-Gernane Crowell	77	11/14/99

<b>KR:</b> Mel Gray	61	9/26/93
<b>Punt:</b> Pat Studstill	67	10/1/67
<b>PR:</b> Eddie Drummond	73	12/8/02
<b>Int:</b> Louis Delmas	51	12/20/09
<b>FG:</b> Errol Magin	52	12/2/73

MR: several players; most recent

### RECORDS & RESULTS

<b>Overall</b> .....	31-24-5
<b>Home</b> .....	19-11-3
<b>Road</b> .....	12-13-2
<b>at Ford Field</b> .....	3-1-0
<b>Univ. of Phoenix Stadium</b> .....	0-2-0

Date	Site	Result
10-5-30	POR	T, 0-0
10-26-30	Chi	L, 13-23
9-23-31	POR	W, 13-13
11-22-31	Chi	L, 14-20
10-2-32	POR	L, 7-7
10-1-33	POR	W, 7-6
9-30-34	DET	W, 6-0
11-11-34	Chi	W, 17-13
9-28-35	DET	T, 10-10
11-3-35	Chi	W, 7-6
9-27-36	DET	W, 39-0
11-22-36	Chi	W, 14-7
9-19-37	DET	W, 16-7
11-21-37	Chi	W, 16-7
10-23-38	DET	W, 10-0
11-20-38	Chi	W, 9-3
9-10-39	DET	W, 21-13
10-1-39	Chi	W, 17-3
9-15-40	Chi	T, 0-0
10-6-40	DET	W, 43-14
9-27-41	DET	T, 14-14
11-30-41	DET	W, 21-3
9-20-42	Chi	L, 0-13
10-18-42	DET	L, 0-7
9-19-43	DET	W, 35-17
10-17-43	Chi	W, 7-0
9-22-45	DET	W, 10-0
10-21-45	DET	W, 26-0
9-30-46	Chi	L, 14-34
10-13-46	DET	L, 14-36
9-28-47	Chi	L, 21-45
11-9-47	DET	L, 7-17
11-7-48	Chi	L, 20-56
11-25-48	DET	L, 14-28
10-23-49	Chi	W, 24-7
11-6-49	DET	L, 19-42
12-6-59	DET	W, 45-21
11-12-61	SCL	W, 45-14
10-1-67	SCL	L, 28-30
11-16-69	DET	W, 20-0
12-6-70	DET	W, 16-3
12-2-73	DET	W, 20-16
12-21-75	DET	L, 13-24
12-3-78	SCL	L, 14-21
9-21-80	DET	W, 20-7
12-7-80	SCL	L, 23-24
9-10-89	DET	L, 13-16
9-26-93	DET	W, 26-20
12-12-93	Phx	W, 21-14
9-17-95	DET	L, 17-20
11-1-96	DET	L, 15-17
11-14-99	Arz	L, 19-23
11-18-01	Arz	L, 38-45
12-8-02	Arz	L, 20-23ot
12-5-04	DET	W, 42-24
11-13-05	DET	W, 26-21
11-19-06	Arz	L, 10-17
11-11-07	Arz	L, 21-31
12-20-09	DET	L, 31-24

Note: From 1930-33, the Lions were the Portsmouth (POR) Spartans. The Arizona Cardinals were located in Chicago from 1920-59 and in St. Louis from 1960-87 before moving to Phoenix, Ariz., in 1988.

The team became the Arizona Cardinals in 1994.

### SERIES NOTES

► Detroit's series with the Cardinals is the oldest in the history of the Lions' franchise. The first game was played October 5, 1930 between the Portsmouth Spartans and the Chicago Cardinals, and it ended in a scoreless tie. That game is one of two scoreless ties (other was a 0-0 tie played September 15, 1940) played between the Lions and the Cardinals in their series. The Lions own a 31-24-5 advantage over the Cardinals.

► September 30, 1934 marked the first occasion that the Detroit Lions and the Chicago Cardinals matched up, and the Lions were victorious 6-0.

► In all, the Portsmouth Spartans were 2-2-2 vs. the Chicago Cardinals. Detroit has registered a 19-9-3 mark against the Chicago Cardinals, a 5-4 record over the St. Louis Cardinals and have a 5-6 mark since the Cardinals moved to Phoenix. Detroit currently has a three-game winning streak against the Cardinals.

► The Lions-Cardinals series is one of four series (Chicago, Green Bay and New York Giants) in franchise history that dates back to 1930. Portsmouth's inaugural season in the NFL.

► The teams met twice in 1993 with Detroit winning both contests, 26-20 at the Silverdome September 26 and 21-14 in Phoenix December 12.

► Behind the record-setting performance by QB Charlie Batch in Arizona November 18, 2001 (a then franchise record 436 yards passing), the Lions' offense set several team records and collected some of the franchise's highest totals in other team offensive categories. The Lions' 62 pass attempts set the team's single-game record by surpassing the previous high of 57 attempts accomplished vs. Chicago 10/9/88. The team's 36 completions are better than the 33 completions tossed at Cleveland 9/28/86 and vs. Green Bay 10/23/87. The Lions' established a new record for net passing yards by airing out 429 yards, which is better than the previous high of 395 vs. Minnesota 11/23/95. And the 22 first downs gained on pass plays is a new team record, passing the old mark of 20 set vs. Minnesota 11/23/95.

► Detroit snapped a five-game losing streak in the series in the 2003 season opener with a 42-24 win over the Cardinals at Ford Field. The win was the first for former Lions Head Coach Steve Mariucci. QB Joey Harrington threw for a career-high four touchdown passes in the game.

► In Detroit's 26-12 win over Arizona December 5, 2004, RB Kevin Jones ran for a career-high 196 yards on 26 carries, 105 of which came in the first half. It is the second-highest rushing total by a Lions rookie in team history, just one yard shy of Mel Farr's record of 197 yards on 24 carries at Minnesota (11/2/67).

► In the same 2004 contest, K Jason Hanson became the 20th player in NFL history to reach the 1,300-point plateau.

► In the most recent meeting at Ford Field (12/20/09), S Louis Delmas returned an interception 101 yards for a touchdown which was the longest by a NFL rookie since 1926 (Columbus RB Pete Barnum, 103t at Canton 9/26/26). It also ranks as the longest by a Lions rookie in team history and is tied for the second longest in franchise history.

### PUBLIC RELATIONS

Mark Dalton/Chris Melvin  
8701 S. Hardy Drive  
Phoenix, AZ 85244-2800  
(602) 379-0101



# COACHING & SERIES RECORDS

Detroitlions.com

Media.Detroitlions.com

## ST. LOUIS RAMS

### RAMS 2011 SCHEDULE

Sep. 11	Philadelphia Eagles	
Sep. 19	at New York Giants (Mon)	
Sep. 25	Baltimore Ravens	
Oct. 2	Washington Redskins	
Oct. 9	BYE	
Oct. 16	at Green Bay Packers	
Oct. 23	at Dallas Cowboys	
Oct. 30	New Orleans Saints	
Nov. 6	at Arizona Cardinals	
Nov. 13	at Cleveland Browns	
Nov. 20	Seattle Seahawks	
Nov. 27	Arizona Cardinals	
Dec. 4	at San Francisco 49ers	
Dec. 12	at Seattle Seahawks (Mon)	
Dec. 18	Cincinnati Bengals	
Dec. 24	at Pittsburgh Steelers (Sat)	
Jan. 1	San Francisco 49ers	

### 2010 RESULTS: 7-9

### LIONS SERIES RECORDS

<b>Rushing Attempts</b>		
1t Barry Sanders	26	11/17/91
1t Barry Sanders	25	10/24/93
3 Billy Sims	25	9/19/82
4 Billy Sims	22	9/7/80

<b>Rushing Yards</b>		
1 Billy Sims	153	9/7/80
2 Dan Lewis	128	10/30/60
3 Lew Carpenter	128	10/10/54
3t Billy Sims	119	9/19/82

<b>Rushing Touchdowns</b>		
1t Jim Ninowski	3	10/30/60
1t Billy Sims	3	9/7/80

<b>Passing Attempts</b>		
1 Eric Hipple	50	10/19/86
2 Chuck Long	48	12/6/87

<b>Passing Completions</b>		
1 Eric Hipple	31	10/19/86
2 Jon Kitna	29	10/1/06

<b>Passing Yards</b>		
1 Milt Plum	347	11/1/64
2 Eric Hipple	316	10/19/86
3 Earl Morrall	312	11/17/63

<b>Passes Intercepted</b>		
1 Jim Ninowski	5	10/30/60

<b>Touchdown Passes</b>		
1 MR: Shaun Hill	3	12/28/03

<b>Receptions</b>		
1t James Gibbons	9	10/30/60
1t Herman Hunter	9	10/19/86
1t Roy Williams	9	10/1/06
4t Germane Crowell	8	11/7/99
4t Mike Furrey	8	10/1/06

<b>Receiving Yards</b>		
1 Gail Cogdill	165	11/1/64
2 Germane Crowell	163	11/7/99
3 Ron Jessie	149	10/6/74

<b>Receiving Touchdowns</b>		
1 MR: Mike Furrey	2	10/1/06

<b>Interceptions</b>		
1t Yale Lary	3	10/28/56
1t Joe Schmidt	3	10/26/58

<b>Points</b>		
1 Pat Harder	19	12/21/52#
2t Jim Ninowski	18	10/30/60
2t Billy Sims	18	9/7/80

<b>Touchdowns</b>		
1t Jim Ninowski	3	10/30/60
1t Billy Sims	3	9/7/80

<b>Field Goals</b>		
1t Errol Mann	4	12/14/69
1t Bob Thomas	4	9/19/82
3t Jason Hanson	3	10/23/93
3t Jason Hanson	3	11/7/99
3t Jason Hanson	3	12/28/03

<b>Punts</b>		
1 Jerry DePoyster	10	11/3/68

<b>Punt Returns</b>		
1 MR: Pete Mandley	5	10/19/86

<b>Punt Return Yards</b>		
1 Jack Christiansen	126	10/14/51

<b>Kickoff Returns</b>		
1t Desmond Howard	6	10/8/01
1t Eddie Drummond	6	10/1/06

<b>Kickoff Return Yards</b>		
1 Wally Triplett	294'	10/28/50

<b>Longest Plays</b>		
Rush: Dan Lewis	74t	10/30/60
Pass: Earl Morrall to Dave Middleton	79t	11/15/59

<b>KR:</b> Stefan Logan	105	10/10/10
<b>Punt:</b> Jim Arnold	68	10/24/93
<b>PR:</b> Jack Christiansen	69t	10/14/51

<b>Int:</b> Jack Christiansen	92t	11/1/53
<b>FG:</b> Eddie Murray	53	12/6/87

\* Lions' Record; # Postseason Game; MR: several players, most recent

### RECORDS @ RESULTS

<b>Overall.....</b>	<b>38-42-1</b>
Home.....	20-21-0
Road.....	18-21-1
at Ford Field.....	2-1-0
Edward Jones Dome.....	0-1-0

Date	Site	Result
9-10-37	Cle	W, 28-0
11-7-37	DET	W, 27-7
10-1-38	Cle	W, 17-0
11-8-38	DET	W, 6-0
10-15-39	DET	W, 15-7
11-19-39	Cle	L, 3-14
9-29-40	DET	W, 6-0
11-3-40	Cle	L, 0-24
10-14-41	DET	W, 17-7
11-2-41	Cle	W, 14-0
9-27-42	DET	L, 0-14
11-15-42	Cle	L, 7-27
10-15-44	DET	L, 17-20
11-26-44	Cle	W, 26-14
11-22-45	DET	L, 21-28
10-20-46	LA	L, 14-35
11-3-46	DET	L, 20-41
10-12-47	DET	L, 13-27
11-23-47	LA	L, 17-28
9-22-48	LA	L, 7-44
10-24-48	DET	L, 27-34
9-23-49	LA	L, 24-27
10-16-49	DET	L, 10-21
10-15-50	DET	L, 28-30
10-28-50	LA	L, 24-65
10-14-51	DET	L, 21-27
12-9-51	LA	W, 24-22
10-3-52	LA	W, 17-14
10-19-52	DET	W, 24-16
10-18-53	DET	L, 19-31
11-1-53	LA	L, 24-37
10-10-54	DET	W, 21-3
10-21-54	W, 27-24	
9-9-55	DET	W, 10-17
10-23-55	LA	L, 13-24
10-14-56	DET	W, 24-21
10-28-56	LA	W, 16-7
10-13-57	DET	W, 10-7
10-27-57	LA	L, 17-35
10-12-58	DET	L, 28-42
10-26-58	LA	W, 41-24
10-25-59	LA	W, 17-7
11-15-59	DET	W, 23-17
10-30-60	DET	L, 35-48
11-13-60	DET	W, 12-10
10-15-61	DET	W, 14-13
10-29-61	LA	W, 28-10
10-14-62	DET	W, 13-10
11-4-62	LA	W, 12-3
9-14-63	DET	W, 23-28
11-17-63	LA	L, 17-17
9-18-64	DET	W, 37-17
11-1-64	DET	W, 20-0
9-19-65	DET	W, 31-65
10-31-65	LA	W, 21-7
10-9-66	DET	L, 7-14
12-4-66	LA	L, 3-23
11-23-67	DET	L, 7-31
11-3-68	LA	L, 7-10
12-14-69	DET	W, 28-0
12-14-70	LA	W, 28-23
11-14-71	DET	L, 13-21
12-17-72	LA	W, 34-17
10-6-74	LA	L, 13-16
11-27-75	DET	L, 0-20
12-11-76	DET	L, 17-20
9-7-80	LA	W, 41-20
11-1-81	LA	L, 10-21
9-19-82	LA	W, 19-14
10-2-83	LA	L, 13-10
10-19-86	LA	L, 10-14
12-6-87	DET	L, 16-37
9-11-88	LA	L, 10-17

11-17-91	DET	W, 21-10
10-24-93	LA	W, 16-13ot
11-7-99	DET	W, 31-27
10-8-01	DET	L, 35-0
12-28-03	DET	W, 30-20
10-01-06	SFL	L, 34-41
11-1-09	DET	L, 17-10
10-10-10	DET	W, 44-6

**Postseason .....** **1-0**  
Home .....

Date	Site	Result
12-21-52	DET	W, 31-21

**Note:** The Rams were located in Cleveland from 1937-45 and Los Angeles from 1946-94. The club relocated to St. Louis in 1995.

### SERIES NOTES

➤ The St. Louis Rams lead the Lions in the all-time series 42-38-1. In their series, the Rams have been located in three different cities, Cleveland (1937-45), Los Angeles (1946-94) and St. Louis (since 1995).

➤ Overall, Detroit was 8-7 vs. the Cleveland Rams, 27-32-1 vs. the Los Angeles Rams and are 2-3 vs. the St. Louis Rams.

➤ The inaugural game between the two teams was played September 10, 1937 when the Lions claimed a 28-0 shutout at Cleveland.

➤ After the Rams moved to Los Angeles, the clubs faced off twice each season from 1946-66. The Rams owned a slight edge, 21-20-1, in those games played.

➤ The Lions played the Rams November 7, 1999 in the first meeting between the teams since the Rams moved from Los Angeles to St. Louis. Detroit won the affair 31-27 at the Silverdome in the final minute of the game when QB Gus Frerotte hit WR Johnnie Morton on a 12-yard touchdown pass with 28 seconds remaining to play for the game winning score. On the final drive, Frerotte completed a 57-yard pass to WR Germane Crowell on a fourth-and-26 play to keep the drive alive.

➤ In the 2003 season finale, the Lions defeated the St. Louis Rams at Ford Field, 30-20, denying the Rams' bid for homefield advantage throughout the playoffs.

➤ In the Lions 44-6 win over St. Louis, October 10, 2010, KR Stefan Logan set a new team record with a 105-yard kickoff return for a touchdown. QB Shaun Hill connected on 3 touchdown passes, CB Alphonso Smith returned a 42-yard interception for a touchdown and rookie DT Ndamukong Suh registered his first career interception on a tipped pass (20-yard return).

### PUBLIC RELATIONS

Ted Crews/Artis Twyman  
One Rams Way  
St. Louis, MO 63045  
(314) 982-7267



# COACHING & SERIES RECORDS

Detroitlions.com

Media.Detroitlions.com

## SAN FRANCISCO 49ERS

## SEATTLE SEAHAWKS

### 49ERS 2011 SCHEDULE

Sep. 11	Seattle Seahawks
Sep. 18	Dallas Cowboys
Sep. 25	at Cincinnati Bengals
Oct. 2	at Philadelphia Eagles
Oct. 9	Tampa Bay Buccaneers
Oct. 16	at Detroit Lions
Oct. 23	BYE
Oct. 30	Cleveland Browns
Nov. 6	at Washington Redskins
Nov. 13	New York Giants
Nov. 20	Arizona Cardinals
Nov. 24	at Baltimore Ravens (Thu)
Dec. 4	at St. Louis Rams
Dec. 11	at Arizona Cardinals
Dec. 19	Pittsburgh Steelers (Mon)
Dec. 24	at Seattle Seahawks (Sat)
Jan. 1	at St. Louis Rams

### 2010 RESULTS: 6-10

### LIONS SERIES RECORDS

<b>Rushing Attempts</b>		
1 James Jones	30	10/20/85
2 Barry Sanders	28	12/23/96
<b>Rushing Yards</b>		
1 Barry Sanders	175	12/23/96
2 Mel Farr	117	11/22/70
<b>Rushing Touchdowns</b>		
1 MR: Billy Sims	2	12/31/83#
<b>Passing Attempts</b>		
1 Bobby Layne	45	10/30/55
2 Scott Mitchell	42	9/25/95
<b>Passing Completions</b>		
1 Scott Mitchell	28	9/25/95
2 Earl Morrall	24	11/63/63
<b>Passing Yards</b>		
1 Earl Morrall	330	11/63/63
2 Frank Reich	281	12/14/98
<b>Passes Intercepted</b>		
1 Gary Danielson	5	12/31/83#
<b>Touchdown Passes</b>		
1t Tobin Rote	4	11/3/57
1t Milt Plum	4	9/23/62
1t Earl Morrall	4	11/63/63
<b>Receptions</b>		
1 Billy Sims	11	11/2/80
2 Terry Barr	10	11/63/63
<b>Receiving Yards</b>		
1 Jim Gibbons	161	12/13/64
2 James Doran	150	11/3/57
<b>Receiving Touchdowns</b>		
1t Jim Doran	3	11/3/57
1t Terry Barr	3	11/63/63
<b>Interceptions</b>		
1 MR: Lem Barney	2	11/2/75
<b>Points</b>		
1 Jim Doran	18	11/3/57
2 Terry Barr	18	11/63/63
<b>Touchdowns</b>		
1 Jim Doran	3	11/3/57
1 Terry Barr	3	11/63/63
<b>Field Goals</b>		
1t MR: Jason Hanson	4	9/25/95
<b>Punts</b>		
1 Wilbur Summers	12*	10/23/77
<b>Punt Returns</b>		
1 Lem Barney	6	11/2/69
<b>Punt Return Yards</b>		
1 Tom Watkins	184*	10/6/63
<b>Kickoff Returns</b>		
1 Eddie Drummond	6	11/2/06
Brandon Middleton	6	9/21/08
<b>Kickoff Return Yards</b>		
1 Mel Gray	151	10/9/94
<b>Longest Plays</b>		
Rush: Dan Lewis	64	9/23/62
Pass: Milt Plum-to-Jim Gibbons	82*	12/13/64
KR: Bob Williams	71	11/2/69

Punt: Yale Lary	74	9/13/64
PR: Tommy Watkins	90t	10/6/63
Int: Robert Bailey	74t	11/4/01
FG: Eddie Murray	54	12/31/83#

\*Lions' Record; # Postseason Game; MR: several players, most recent

### RECORDS & RESULTS

<b>Overall.....26-34-1</b>		
Home.....16-13-0		
Road.....10-21-1		
Field.....0-2-0		
Candlestick Park.....2-12-0		
<b>Date Site Result</b>		
10-8-50 DET W 24-7		
10-22-50 SF L 27-28		
12-2-51 DET L 10-20		
12-16-51 SF L 17-21		
9-28-52 SF L 3-17		
10-12-52 DET L 0-28		
10-11-53 DET W 24-21		
10-25-53 DET W 14-10		
10-24-54 DET W 31-37		
10-16-55 DET W 48-7		
10-30-55 SF L 24-27		
10-30-55 SF L 21-38		
11-2-56 DET W 20-17		
11-4-56 SF W 17-13		
11-17-57 SF L 21-35		
11-27-57 DET W 31-10		
11-2-58 SF L 21-24		
11-16-58 DET W 39-21		
10-18-59 DET L 13-34		
11-1-59 SF L 10-13		
9-25-95 DET W 26-3		
10-6-80 SF W 24-0		
10-1-61 DET L 0-49		
11-5-61 SF T 20-20		
11-11-62 SF W 38-24		
9-23-62 DET W 45-24		
10-6-63 SF W 26-3		
11-3-63 SF W 45-7		
9-13-64 SF W 26-17		
12-13-64 DET W 24-7		
11-14-65 DET L 21-27		
12-5-65 SF L 14-17		
10-23-66 DET L 24-27		
11-24-66 DET L 14-41		
10-29-67 SF W 45-3		
12-27-68 DET L 7-14		
11-2-69 SF W 26-14		
11-22-70 DET W 28-14		
12-19-71 SF L 27-31		
11-4-73 SF W 30-20		
10-14-74 DET W 17-13		
11-2-75 SF W 28-17		
12-23-77 SF L 7-28		
12-17-78 DET W 33-14		
12-18-78 DET W 17-10		
9-8-81 DET W 24-17		
9-2-84 DET L 27-30		
10-20-85 DET W 23-21		
10-2-88 DET L 13-20		
12-28-92 SF L 3-35		
12-19-93 DET L 17-55		
10-9-94 DET L 21-27		
9-25-95 DET W 27-24		
12-23-96 SF L 14-24		
12-14-98 SF L 13-35		
11-4-01 DET L 13-21		
10-5-03 SF L 24-24		
11-12-06 DET L 13-19		
9-21-08 DET L 13-31		
12-27-09 SF L 20-6		
<b>Postseason.....1-1</b>		
<b>Road.....1-1</b>		
12-22-57 SF W 31-27		
12-31-83 SF L 23-24		

### SERIES NOTES

➤ The Lions' dramatic 31-27 come-from-behind playoff win at San Francisco December 22, 1957 set the stage for Detroit's last NFL Championship. The week after the "Comeback at Kezar," the Lions routed Cleveland 59-14 for its third league title in six years.

➤ In Detroit's regular season finale December 23, 1996 at San Francisco, Barry Sanders rushed for 175 yards in claiming his third-career NFL rushing title. Sanders earned the game needing 161 yards to earn the rushing title.

### PUBLIC RELATIONS

Bob Lange/Ryan Moore  
4949 Centennial Boulevard  
Santa Clara, CA 95054  
(408) 562-4949

### SEAHAWKS 2011 SCHEDULE

Sep. 11	at San Francisco 49ers
Sep. 18	at Pittsburgh Steelers
Sep. 25	Arizona Cardinals
Oct. 2	Atlanta Falcons
Oct. 9	at New York Giants
Oct. 16	BYE
Oct. 23	at Cleveland Browns
Oct. 30	Cincinnati Bengals
Nov. 6	at Dallas Cowboys
Nov. 13	Baltimore Ravens
Nov. 20	at St. Louis Rams
Nov. 27	Washington Redskins
Dec. 1	Philadelphia Eagles (Thu)
Dec. 12	St. Louis Rams (Mon)
Dec. 18	at Chicago Bears
Dec. 24	San Francisco 49ers (Sat)
Jan. 1	at Arizona Cardinals

### 2010 RESULTS: 7-9

### LIONS SERIES RECORDS

<b>Rushing Attempts</b>		
1 Barry Sanders	22	10/17/93
2 Dexter Bussey	20	9/24/78
<b>Rushing Yards</b>		
1 Barry Sanders	134	11/17/96
2 Dexter Bussey	120	9/24/78
3 Barry Sanders	101	10/17/93
<b>Rushing Touchdowns</b>		
1 several players, recent Barry Sanders	1	12/30/90
<b>Passing Attempts</b>		
1 Joey Harrington	48	11/16/03
2 Matthew Stafford	42	11/08/09
3 Jon Kinta	37	9/10/07
4t Greg Landry	27	10/24/76
4t Todd Hons	27	10/18/87
<b>Passing Completions</b>		
1 Joey Harrington	26	11/16/03
2 Matthew Stafford	22	11/08/09
3 Jon Kinta	21	9/10/07
<b>Passing Yards</b>		
1 Joey Harrington	285	11/16/03
2 Greg Landry	233	10/24/76
<b>Passes Intercepted</b>		
1 Matthew Stafford	5	11/08/09
2t Gary Danielson	2	12/2/84
2t Todd Hons	2	10/18/87
2t Joey Harrington	2	11/16/03
<b>Touchdown Passes</b>		
1t Greg Landry	3	10/24/76
1t Charlie Batch	3	9/12/99
<b>Receptions</b>		
1 Herman Moore	8	10/17/93
<b>Receiving Yards</b>		
1 Herman Moore	93	10/17/93
<b>Receiving Touchdowns</b>		
1t Danny Bradley	2	10/18/87
1t Herman Moore	2	10/17/93
1t Gernane Crowell	2	9/12/99
<b>Interceptions</b>		
2 Lewi Johnson	2	10/24/76
2 William White	2	12/30/90
<b>Points</b>		
1t Danny Bradley	12	10/18/87
1t Jason Hanson	12	10/17/93
1t Herman Moore	12	10/17/93
1t Gernane Crowell	12	9/12/99
<b>Touchdowns</b>		
1t Danny Bradley	2	10/18/87
1t Herman Moore	2	10/17/93
1t Gernane Crowell	2	9/12/99
<b>Field Goals</b>		
1t Benny Ricardo	3	9/24/78
1t Jason Hanson	3	10/17/93
<b>Punts</b>		
1t Herman Weaver	7	10/24/76
1t John Jett	7	9/12/99
<b>Punt Returns</b>		
1 Lem Barney	4	10/24/76
<b>Punt Return Yards</b>		
1 Mel Gray	42	10/17/93

<b>Kickoff Returns</b>		
1 Derrick Williams	8	11/8/09
2 Reggie Swinton	6	11/16/03
3t Jesse Thompson	4	9/24/78
3t Danny Bradley	4	10/18/87

<b>Kickoff Return Yards</b>		
1 Derrick Williams	178	11/8/09
2 Jesse Thompson	120	9/24/78

<b>Longest Plays</b>		
Rush: Kevin Smith	31	11/8/09
<b>Pass: Joey Harrington-to-Scotty Anderson</b>		
	72t	11/16/03

KR: Mel Gray	95t	10/17/93
Punt: Jim Arnold	60	10/17/93
PR: Mel Gray	35	10/17/93
Int: Lewi Johnson	70t	10/24/76
FG: Jason Hanson	51	9/12/99

### RECORDS & RESULTS

<b>Overall.....4-7-0</b>		
Home.....2-5-0		
Road.....2-2-0		
Field.....0-1-0		
Seahawks Stadium.....0-2-0		
<b>Date Site Result</b>		
10-24-76 Sea W 41-14		
9-24-78 Sea L 16-28		
12-2-84 Sea L 17-38		
10-18-87 DET L 14-37		
12-30-90 Sea L 10-30		
10-17-93 DET W 30-10		
11-17-96 DET W 17-16		
9-12-99 Sea W 28-20		
11-16-03 Sea L 14-35		
10-10-06 DET L 6-9		
11-8-09 Sea L 32-20		

### SERIES NOTES

➤ The Lions opened up a 20-0 lead and rolled to a 41-14 victory over the Seahawks in the first-ever meeting between the two teams October 24, 1976. Greg Landry threw three touchdown passes for the Lions, and Jim Zorn was intercepted six times, including two that were returned for touchdowns (Lewi Johnson and Lem Barney). Zorn was the Lions quarterback coach from 1998-00.

➤ The Seahawks defeated the Lions 37-14 in the third and final game during the 1987 players' strike. In a game played predominantly by replacement players, Seattle QB Jeff Kemp passed for 344 yards and four touchdowns, while Hall of Famer Steve Largent caught 15 passes for 261 yards (both individual Silverdome records) and three scores.

➤ In the 1990 regular season finale played December 30, Barry Sanders rushed for 23 yards on nine carries to claim the NFL rushing title with 1,304 yards.

➤ The Lions' game with the Seahawks played October 17, 1993, a 30-10 Lions' win, was Detroit's 800th contest (including regular and post-season games) since the Portsmouth Spartans moved to the Motor City in 1934.

➤ In the 1999 regular season opener, the Lions built a 25-7 halftime lead and held on for a 28-20 victory over Seattle for the club's first season opening road win since 1986.

➤ The Lions and Seahawks met outside for the first time in 2003, the Lions first trip to Seahawks Stadium. Seattle was victorious, 35-14.

### PUBLIC RELATIONS

Dave Pearson/Lane Gammel  
11220 N.E. 53rd Street  
Kirkland, WA 98033  
(425) 827-9777







# COACHING & SERIES RECORDS

Detroitlions.com

Media.Detroitlions.com

## NEW ENGLAND PATRIOTS

### PATRIOTS 2011 SCHEDULE

Sep. 12	at Miami Dolphins (Mon)
Sep. 18	San Diego Chargers
Sep. 25	at Buffalo Bills
Oct. 2	at Oakland Raiders
Oct. 9	New York Jets
Oct. 16	Dallas Cowboys
Oct. 23	BYE
Oct. 30	at Pittsburgh Steelers
Nov. 6	New York Giants
Nov. 13	at New York Jets *
Nov. 21	Kansas City Chiefs (Mon)
Nov. 27	at Philadelphia Eagles
Dec. 4	Indianapolis Colts *
Dec. 11	at Washington Redskins
Dec. 18	at Denver Broncos
Dec. 24	Miami Dolphins (Sat)
Jan. 1	Buffalo Bills

2010 RESULTS: 14-2

### LIONS SERIES RECORDS

<b>Rushing Attempts</b>		
1t Horace King	32	10/10/76
1t Barry Sanders	32	9/12/93

<b>Rushing Yards</b>		
1 Barry Sanders	148	9/12/93
2 Barry Sanders	131	9/25/94

<b>Rushing Touchdowns</b>		
1t Barry Sanders	2	9/25/94
1t Maurice Morris	2	11/25/10

<b>Passing Attempts</b>		
1 Shaun Hill	46	11/25/10
2 Joey Harrington	44	11/28/02
3 Jon Kitna	38	12/30/06

<b>Passing Completions</b>		
1 Shaun Hill	27	11/25/10
2t Joey Harrington	22	11/28/02
2t Jon Kitna	22	12/30/06

<b>Passing Yards</b>		
1 Jon Kitna	314	12/30/06
2 Shaun Hill	285	11/25/10
3 Joey Harrington	210	11/28/02

<b>Passes Intercepted</b>		
1t Rodney Peete	3	9/12/93
1t Joey Harrington	3	11/28/02
1t Jon Kitna	3	12/30/06

<b>Touchdown Passes</b>		
1 Greg Landry	3	10/10/76

<b>Receptions</b>		
1 Mike Furrey	9	12/30/06
2 Horace King	6	10/10/76

<b>Receiving Yards</b>		
1 Mike Furrey	123	12/30/06
2 Leonard Thompson	98	10/7/79

<b>Receiving Touchdowns</b>		
1 David Hill	2	10/10/76

<b>Interceptions</b>		
1 Levi Johnson	2	10/10/76

<b>Points</b>		
1t Jason Hanson	13	12/30/06
2t Steve Owens	12	9/26/71
2t David Hill	12	10/10/76
2t Barry Sanders	12	9/25/94

<b>Touchdowns</b>		
1t Steve Owens	2	9/26/71
1t David Hill	2	10/10/76
1t Barry Sanders	2	9/25/94

<b>Field Goals</b>		
1t Jason Hanson	4	9/12/93
1t Jason Hanson	4	11/28/02
1t Jason Hanson	4	12/30/06

<b>Punts</b>		
1 Larry Swider	8	10/7/79

<b>Punt Returns</b>		
1t Leonard Thompson	2	10/7/79
1t Pete Mandley	2	12/8/85
1t Mel Gray	2	9/25/94
1t Desmond Howard	2	11/23/00

<b>Punt Return Yards</b>		
1 Leonard Thompson	25	10/7/79

<b>Kickoff Returns</b>		
1 Stefan Logan	7	11/25/10
2 Eddie Drummond	6	12/30/06

<b>Kickoff Return Yards</b>		
1 Stefan Logan	194	11/25/10
2 Desmond Howard	136	11/23/00
3 Eddie Drummond	106	12/30/06

### RECORDS & RESULTS

<b>Overall</b>	4-6-0
Home	2-3-0
Road	2-3-0
Field	2-0-0
Giillette Stadium	0-1-0

### SERIES NOTES

➤ Detroit opened their series vs. the Patriots with a 34-7 victory September 26, 1971 in Schaefer Stadium (renamed Foxboro Stadium). Steve Owens scored two touchdowns for the Lions, including a 74-yard touchdown catch from Greg Landry. The Lions also scored a defensive touchdown as Mike Lucci returned an interception 25 yards for a score.

➤ The fastest touchdown in Lions' history was scored against the Patriots. Willie Clay (who later joined the Patriots as a free agent) recovered a New England fumble on the opening kickoff and returned it 15 yards for a touchdown only 11 seconds into the game on September 12, 1993.

➤ In the 1993 matchup, Detroit edged New England 19-16 in overtime. The win gave the Lions their first 2-0 start since 1965, and was clinched on Jason Hanson's fourth field goal of the game, a 38-yarder.

### PUBLIC RELATIONS

Stacey James/Aaron Salkin  
Giillette Stadium  
One Patriot Place  
Foxboro, MA 02035  
(508) 543-8200

### JETS 2011 SCHEDULE

Sep. 11	Dallas Cowboys
Sep. 18	Jacksonville Jaguars
Sep. 25	at Oakland Raiders
Oct. 2	at Baltimore Ravens
Oct. 9	at New England Patriots
Oct. 17	Miami Dolphins (Mon)
Oct. 23	San Diego Chargers
Oct. 30	BYE
Nov. 6	at Buffalo Bills
Nov. 13	New England Patriots *
Nov. 17	at Denver Broncos (Thu)
Nov. 27	Buffalo Bills
Dec. 4	at Washington Redskins
Dec. 11	Kansas City Chiefs
Dec. 18	at Philadelphia Eagles
Dec. 24	New York Giants (Sat)
Jan. 1	at Miami Dolphins

2010 RESULTS: 11-5

### LIONS SERIES RECORDS

<b>Rushing Attempts</b>		
1 James Stewart	37	12/17/00
2 James Jones	24	11/28/85
3t Barry Sanders	23	12/10/94
3t Barry Sanders	23	12/21/97

<b>Rushing Yards</b>		
1 Barry Sanders	184	12/21/97
2 James Stewart	164	12/17/00
3 Barry Sanders	127	12/10/94
4 Eric Taylor	123	11/23/72

<b>Rushing Touchdowns</b>		
1 Barry Sanders	2	12/8/91

<b>Passing Attempts</b>		
1 Gary Danielson	37	12/6/82
2t Jon Kitna	36	10/22/06
2t Matthew Stafford	36	11/7/10

<b>Passing Completions</b>		
1 Jon Kitna	22	10/22/06
2 Matthew Stafford	20	11/7/10

<b>Passing Yards</b>		
1t Eric Hippie	269	11/28/85
1t Jon Kitna	269	10/22/06
3 Matthew Stafford	240	11/7/10

<b>Passes Intercepted</b>		
1 Gary Danielson	3	12/6/82

<b>Touchdown Passes</b>		
1 Eric Hippie	4	11/28/85
2 Jon Kitna	3	10/22/06

<b>Receptions</b>		
1 Mike Furrey	9	10/22/06
2t Leonard Thompson	7	11/28/85
2t Freddie Scott	7	9/16/79
2t Nate Burleson	7	11/7/10

<b>Receiving Yards</b>		
1 Leonard Thompson	115	11/28/85
2 Nate Burleson	113	11/7/10
3 Mike Furrey	109	10/22/06

<b>Receiving Touchdowns</b>		
1 Leonard Thompson	3	11/28/85
2 Bill Schroeder	2	11/17/02

<b>Interceptions</b>		
1 MR. Alphonso Smith	1	11/7/10

<b>Points</b>		
1 Leonard Thompson	18	11/28/85

<b>Touchdowns</b>		
1 Leonard Thompson	3	11/28/85

<b>Field Goals</b>		
1 Jason Hanson	4	12/10/94

<b>Punts</b>		
1 Nick Harris	9	11/7/10
2 John Jett	8	12/21/97
3 Tom Skladany	7	12/6/82

<b>Punt Returns</b>		
1 MR. Glyn Milburn	3	12/21/97

<b>Punt Return Yards</b>		
1 Pete Mandley	34	11/28/85

<b>Kickoff Returns</b>		
1 Eddie Drummond	6	11/17/02
2 Eddie Drummond	5	10/22/06

<b>Kickoff Return Yards</b>		
1 Eddie Drummond	160	11/17/02
2 Eddie Drummond	103	10/22/06

<b>Longest Plays</b>		
Rush: Barry Sanders	53	12/21/97
Pass: Erik Kramer-to-Willie Green	73	12/8/91
KR: Eddie Drummond	40	11/17/02
Punt: Tom Skladany	58	12/6/82
PR: Pete Mandley	20	11/28/85
Int: George Jamison	19	12/8/91
FG: Jason Hanson	49	12/10/94

### RECORDS & RESULTS

<b>Overall</b>	6-6-0
Home	4-4-0
Road	2-2-0
Field	0-2-0
New Meadowlands Stadium	0-0-0

### SERIES NOTES

➤ The Lions completed their first undefeated home season since 1962 with a 34-20 win over the Jets December 8, 1991.

➤ Detroit claimed a memorable 13-10 decision over the Jets at the Silverdome December 21, 1997 in a game in which the winner qualified for the playoffs and the loser was eliminated. RB Barry Sanders' 184 yards rushing in the contest made him only the third player in NFL history to eclipse the 2,000-yard mark in a season. The noise was so boisterous at the sold-out Silverdome near the end of the game that players reported the turf actually vibrating beneath their feet. Unfortunately, Lions' LB Reggie Brown suffered a career-ending neck injury in the fourth quarter of the game.

➤ The Lions defeated the Jets 10-7 at the Meadowlands December 17, 2000 in the Lions' final road game of the season. Detroit's lone touchdown was a fumble recovery in the endzone by G Jeff Hartings.

### PUBLIC RELATIONS

Bruce Speight/Jared Winley  
1000 Fulton Avenue  
Hempstead, NY 11550  
(516) 560-8100





# COACHING & SERIES RECORDS

Detroitlions.com

Media.Detroitlions.com

## BALTIMORE RAVENS

### RAVENS 2011 SCHEDULE

Sep. 11	Pittsburgh Steelers
Sep. 18	at Tennessee Titans
Sep. 25	at St. Louis Rams
Oct. 2	New York Jets
Oct. 9	BYE
Oct. 16	Houston Texans
Oct. 24	at Jacksonville Jaguars (Mon)
Oct. 30	Arizona Cardinals
Nov. 6	at Pittsburgh Steelers
Nov. 13	at Seattle Seahawks
Nov. 20	Cincinnati Bengals
Nov. 24	San Francisco 49ers (Thu)
Dec. 4	at Cleveland Browns
Dec. 11	Indianapolis Colts
Dec. 18	at San Diego Chargers *
Dec. 24	Cleveland Browns (Sat)
Jan. 1	at Cincinnati Bengals

2010 RESULTS: 12-4

### LIONS SERIES RECORDS

<b>Rushing Attempts</b>			
1	Kevin Smith	21	12/13/09
2	Barry Sanders	19	12/27/98
3	Kevin Jones	16	10/9/05
<b>Rushing Yards</b>			
1	Shawn Bryson	77	10/9/05
2	Kevin Smith	69	12/13/09
3	Kevin Jones	58	10/9/05
4	Barry Sanders	41	12/27/98
<b>Rushing Touchdowns</b>			
1	Kevin Jones	2	10/9/05
<b>Passing Attempts</b>			
1	Daunte Culpepper	34	12/13/09
2	Frank Reich	29	12/27/98
3	Joey Harrington	23	10/9/05
<b>Passing Completions</b>			
1	Frank Reich	18	12/27/98
2	Daunte Culpepper	16	12/13/09
3	Joey Harrington	10	10/9/05
<b>Passing Yards</b>			
<b>Rk Player</b>	<b>Yds</b>	<b>Date</b>	
1	Frank Reich	195	12/27/98
2	Daunte Culpepper	135	12/13/09
3	Joey Harrington	97	10/9/05
<b>Passes Intercepted</b>			
<b>Rk Player</b>	<b>Int</b>	<b>Date</b>	
1	Daunte Culpepper	2	12/13/09
2	Joey Harrington	2	10/9/05
<b>Touchdown Passes</b>			
<b>Rk Player</b>	<b>TD</b>	<b>Date</b>	
1	Frank Reich	1	12/27/98
2	Joey Harrington	1	10/9/05
<b>Receptions</b>			
1	Herman Moore	10	12/27/98
<b>Receiving Yards</b>			
1	Herman Moore	120	12/27/98
<b>Receiving Touchdowns</b>			
1t	Cory Schlesinger	1	12/27/98
1t	Casey Fitzsimmons	1	10/9/05
<b>Interceptions</b>			
1	Dre Bly	2	10/9/05
<b>Points</b>			
1	Kevin Jones	12	10/9/05
2	Cory Schlesinger	6	12/27/98
<b>Touchdowns</b>			
1	Kevin Jones	2	10/9/05
<b>Field Goals</b>			
1t	Jason Hanson	1	12/13/09
1t	Jason Hanson	1	12/27/98
<b>Punts</b>			
1	John Jett	6	12/27/98
<b>Punt Returns</b>			
1	Tommie Boyd	4	12/27/98
	R.W. McQuarters	4	10/9/05
<b>Punt Return Yards</b>			
1	R.W. McQuarters	75	10/9/05
2	Tommie Boyd	11	12/27/98
<b>Kickoff Returns</b>			
1	Aaron Brown	5	12/13/09

2t	Derrick Williams	4	12/13/09
2t	Tommie Boyd	4	12/27/98
<b>Kickoff Return Yards</b>			
1	Derrick Williams	86	12/13/09
2	Aaron Brown	76	12/13/09
3	Tommie Boyd	74	12/27/98
<b>Longest Plays</b>			
Rush:	Shawn Bryson	77	10/9/05
Pass:	Frank Reich-to-Herman Moore	30	12/27/98
Punt:	John Jett	53	12/27/98
PR:	R.W. McQuarters	49	10/9/05
KR:	Derrick Williams	27	12/13/09
Int:	Dre Bly	9	10/9/05
FG:	Jason Hanson	39	12/27/98

### RECORDS & RESULTS

Overall.....	1-2-0
Home.....	1-0-0
Road.....	0-2-0
Field.....	1-0-0
W&T Bank Stadium.....	0-2-0
<b>Date</b>	
12-27-98	Bal
10-9-05	DET
12-13-09	Bal
<b>Site</b>	
L, 10-19	
W, 35-17	
L, 48-3	
<b>Result</b>	

### SERIES NOTES

- The inaugural game between Detroit and Baltimore occurred December 27, 1998 at PSINet Stadium in Baltimore, with the Lions losing to the Ravens 19-10 in the 98 season finale.
- Detroit's first game with Baltimore ended up being RB Barry Sanders final game in his 10-year career. He rushed 19 times for 41 yards, finishing nine yards (1,491) shy of collecting his fifth-straight 1,500-yard rushing season.
- In the Lions 35-17 win over Baltimore at Ford Field October 9, 2005, Detroit's rushing attack was stellar as the offense registered four rushing touchdowns, the most ever yielded by the Ravens defense. Among the rushing touchdowns were two scores by RB Kevin Jones and a 77-yard dash by RB Shawn Bryson.

### PUBLIC RELATIONS

Kevin Byrne/Chad Steele  
1 Winning Drive  
Owing Mills, MD 21117  
(410) 654-6200

## CINCINNATI BENGALS

### BENGALS 2011 SCHEDULE

Sep. 11	at Cleveland Browns
Sep. 18	at Denver Broncos
Sep. 25	San Francisco 49ers
Oct. 2	Buffalo Bills
Oct. 9	at Jacksonville Jaguars
Oct. 16	Indianapolis Colts
Oct. 23	BYE
Oct. 30	at Seattle Seahawks
Nov. 6	at Tennessee Titans
Nov. 13	Pittsburgh Steelers
Nov. 20	at Baltimore Ravens
Nov. 27	Cleveland Browns
Dec. 4	at Pittsburgh Steelers
Dec. 11	Houston Texans
Dec. 18	at St. Louis Rams
Dec. 24	Arizona Cardinals (Sat)
Jan. 1	Baltimore Ravens

2010 RESULTS: 4-12

### LIONS SERIES RECORDS

<b>Rushing Attempts</b>			
1	Barry Sanders	29	11/22/92
2	Barry Sanders	26	9/13/98
<b>Rushing Yards</b>			
1	Barry Sanders	185	9/13/98
2	Barry Sanders	151	11/22/92
3	Barry Sanders	114	11/19/89
<b>Rushing Touchdowns</b>			
1	Barry Sanders	3	9/13/98
2	MR. Kevin Smith	1	12/8/01
<b>Passing Attempts</b>			
1	Charlie Batch	35	12/6/01
2	Eric Hipple	33	11/2/86
<b>Passing Completions</b>			
1	Eric Hipple	23	11/2/86
<b>Passing Yards</b>			
1	Eric Hipple	287	11/2/86
<b>Passes Intercepted</b>			
1	Erik Kramer	3	11/22/92
2t	Matthew Stafford	2	12/6/09
2t	Scott Mitchell	2	9/13/98
2t	Charlie Batch	2	10/28/01
<b>Touchdown Passes</b>			
1	MR. Charlie Batch	2	10/28/01
<b>Receptions</b>			
1	Herman Moore	7	9/13/98
2t	Calvin Johnson	6	12/6/09
2t	Jeff Chadwick	6	11/2/86
2t	Johnnie Morton	6	10/28/01
<b>Receiving Yards</b>			
1	Calvin Johnson	123	12/6/09
2	Calvin Johnson	100	11/2/86
3	Herman Moore	86	9/13/98
<b>Receiving Touchdowns</b>			
1	David Sloan	2	10/28/01
<b>Interceptions</b>			
1	MR. William James	1	12/6/09
	Anthony Henry	1	12/6/09
<b>Points</b>			
1	Barry Sanders	18	9/13/98
2	Jason Hanson	13	11/22/92
<b>Touchdowns</b>			
1	Barry Sanders	3	9/13/98
2t	Mel Farr	2	9/27/70
2t	David Sloan	2	10/28/01
<b>Field Goals</b>			
1	Jason Hanson	4	11/22/92
<b>Punts</b>			
1	Jim Arnold	8	11/19/89
2	John Jett	7	9/13/98
<b>Punt Returns</b>			
1	Lem Barney	5	9/27/70
<b>Punt Return Yards</b>			
1	Lem Barney	74	9/27/70
<b>Kickoff Returns</b>			
1	Aaron Brown	6	12/6/09
2t	Desmond Howard	5	10/28/01
2t	R.W. McQuarters	5	12/18/05

<b>Kickoff Return Yards</b>			
1	Desmond Howard	229	10/28/01

<b>Longest Plays</b>			
Rush:	Barry Sanders	67t	9/13/98
Pass:	Rodney Peete-to-Robert Clark	69	11/19/89
KR:	Desmond Howard	91	10/28/01
Punt:	Jim Arnold	62	11/22/92
PR:	Lem Barney	61t	9/27/70
Int:	Andre Goodman	21	12/18/05
FG:	Eddie Murray	54	12/11/83
MR: several players, most recent:			

### RECORDS & RESULTS

Overall.....	3-7-0
Home.....	1-4-0
Road.....	2-3-0
Field.....	0-1-0
Paul Brown Stadium.....	0-1-0
<b>Date</b>	
9-27-70	DET
12-8-74	Cin
12-11-83	Cin
11-2-86	DET
11-19-89	Cin
11-22-92	Cin
9-13-98	DET
10-28-01	DET
12-18-05	DET
12-6-09	Cin
<b>Result</b>	
W, 38-3	
W, 23-19	
L, 9-17	
L, 17-24	
L, 7-42	
W, 19-13	
L, 28-34ot	
L, 27-31	
L, 41-17	
L, 23-13	

### SERIES NOTES

- The Lions and Bengals met every year in preseason from 1970-2001 and the rivalry was renewed in 2003. The two teams have played a total of 35 preseason games, with the Bengals holding a slight 18-17 series edge.
- In the initial meeting of the series, the Lions jumped out to 31-0 halftime lead and never looked back as they trounced the Bengals 38-3 September 27, 1970. The Detroit defense limited Cincinnati to six first downs and 140 yards on offense. Mel Farr led the Lions with 70 yards rushing on 13 carries.
- An eight-yard touchdown toss from Greg Landry to Charlie Sanders (now Lions' Assistant Director of Pro Personnel) with 29 seconds remaining in the game gave the Lions a 23-19 victory at Cincinnati in the 1974 matchup.
- In the Lions' November 22, 1992 game at Cincinnati, RB Barry Sanders passed Billy Sims to become Detroit's all-time leading rusher. He rushed 29 times for 151 yards and scored a touchdown as the Lions won 19-13.

### PUBLIC RELATIONS

Jack Brennan/P.J. Combs  
One Paul Brown Stadium  
Cincinnati, OH 45202  
(513) 621-3550



# COACHING & SERIES RECORDS

Detroitlions.com  
Media.Detroitlions.com

## CLEVELAND BROWNS

### BROWNS 2011 SCHEDULE

Sep. 11	Cincinnati Bengals
Sep. 18	at Indianapolis Colts
Sep. 25	Miami Dolphins
Oct. 2	Tennessee Titans
Oct. 9	BYE
Oct. 16	at Oakland Raiders
Oct. 23	Seattle Seahawks
Oct. 30	at San Francisco 49ers
Nov. 6	at Houston Texans
Nov. 13	St. Louis Rams
Nov. 20	Jacksonville Jaguars
Nov. 27	at Cincinnati Bengals
Dec. 4	Baltimore Ravens
Dec. 8	at Pittsburgh Steelers (Thu)
Dec. 18	at Arizona Cardinals
Dec. 24	at Baltimore Ravens (Sat)
Jan. 1	Pittsburgh Steelers

2010 RESULTS: 5-11

### LIONS SERIES RECORDS

<b>Rushing Attempts</b>		
1 Barry Sanders	30	12/13/92
<b>Rushing Yards</b>		
1 Barry Sanders	157	10/8/95

<b>Rushing Touchdowns</b>		
1 Barry Sanders	3	10/8/95

<b>Passing Attempts</b>		
1 Eric Hipple	48	9/28/86

<b>Passing Completions</b>		
1 Eric Hipple	33	9/28/86

<b>Passing Yards</b>		
1 Matthew Stafford	422	11/22/09
2 Tobin Rote	280	12/29/57

<b>Passes Intercepted</b>		
1 Ty Detmer	7	9/23/01

<b>Touchdown Passes</b>		
1 Matthew Stafford	5	11/22/09
2 Tobin Rote	4	12/29/57

<b>Receptions</b>		
1 James Jones	12	9/28/86

<b>Receiving Yards</b>		
1 Leonard Thompson	179	9/11/83

<b>Receiving Touchdowns</b>		
1 several players; recent Brett Perriman	2	10/8/95

<b>Interceptions</b>		
1 Lem Barney	2	9/24/67
Mike Weger	2	10/18/70

<b>Points</b>		
1 Barry Sanders	18	10/8/95

<b>Touchdowns</b>		
1 Barry Sanders	3	10/8/95

<b>Field Goals</b>		
1 James Martin	3	11/9/58

<b>Punts</b>		
1 several players; recent Jim Arnold	6	11/23/89

<b>Punt Returns</b>		
1 Charlie West	5	11/9/75

<b>Punt Return Yards</b>		
1 Alvin Hall	78	9/11/83

<b>Kickoff Returns</b>		
1 Desmond Howard	5	9/23/01

<b>Kickoff Return Yards</b>		
1 Desmond Howard	128	9/23/01

<b>Longest Plays</b>		
Rush: Barry Sanders	75t	10/8/95
Pass: Milt Plum-to-Dan Lewis	92t	11/15/64

KR: Aaron Brown	60	11/22/09
Punt: Yale Lary	60	11/15/64
PR: Alvin Hall	66	9/11/83
Int: Ben Davis	67t	11/9/75
FG: Jason Hanson	56	10/8/95*

\* Franchise record  
# Postseason Game

### RECORDS @ RESULTS

<b>Overall</b>			<b>14-4-0</b>
Home			9-1-0
Road			5-3-0
at Indianapolis Colts			1-0-0
Ford Field			1-1-0
Cleveland Browns Stadium			1-1-0
<b>Date</b>	<b>Site</b>	<b>Result</b>	
11-2-52	DET	W, 17-6	
12-19-54	Cle	W, 14-10	
12-8-57	DET	W, 20-7	
11-9-58	Cle	W, 30-10	
12-8-63	DET	W, 38-10	
11-15-64	Cle	L, 21-37	
9-24-67	Cle	W, 31-14	
10-5-69	Cle	W, 28-21	
10-18-70	Cle	W, 41-24	
11-9-75	DET	W, 21-10	
9-28-86	Cle	L, 26-31	
11-23-89	DET	W, 13-10	
12-13-92	DET	W, 24-14	
10-8-95	DET	W, 38-20	
9-23-01	Cle	L, 14-24	
10-23-05	Cle	W, 13-10	
11-22-09	DET	W, 38-37	

### SERIES NOTES

➤ The Lions hold a 14-4 (.777) series lead over the Browns, dating back to the clubs' initial meeting in 1952. Detroit owns an 9-1 record in games played in Detroit.

➤ Jason Hanson booted the longest field goal in franchise history against the Browns October 8, 1995. Hanson drilled a 56-yard effort on the last play of the first half.

➤ Lions QB Matthew Stafford led the Lions to a thrilling, come-from-behind 38-37 win over Cleveland (11/22) with one of the most remarkable performances by a rookie quarterback in NFL history. Stafford brought the team back from deficits three different times (21, 3 and 6 points) to either tie or take the lead. The win was Stafford's first career come-from-behind fourth-quarter win.

### PUBLIC RELATIONS

Neal Gulkis  
76 Lou Groza Blvd.  
Berea, OH 44017  
(440) 891-5000

## PITTSBURGH STEELERS

### STEELERS 2011 SCHEDULE

Sep. 11	at Baltimore Ravens
Sep. 18	Seattle Seahawks
Sep. 25	at Indianapolis Colts
Oct. 2	at Houston Texans
Oct. 9	Tennessee Titans
Oct. 16	Jacksonville Jaguars
Oct. 23	at Arizona Cardinals
Oct. 30	New England Patriots
Nov. 6	Baltimore Ravens
Nov. 13	at Cincinnati Bengals
Nov. 20	BYE
Nov. 27	at Kansas City Chiefs
Dec. 4	Cincinnati Bengals
Dec. 8	Cleveland Browns (Thu)
Dec. 19	at San Francisco 49ers (Mon)
Dec. 24	St. Louis Rams (Sat)
Jan. 1	at Cleveland Browns

2010 RESULTS: 12-4

### LIONS SERIES RECORDS

<b>Rushing Attempts</b>		
1 Billy Sims	26	11/24/83
2 Barry Sanders	20	11/26/98

<b>Rushing Yards</b>		
1 Bobby Layne	118	9/24/50
2 Barry Sanders	108	9/3/95
3 Bob Hoernschmeyer	107	11/9/62

<b>Rushing Touchdowns</b>		
1 Ernie Caddell	3	11/4/34

<b>Passing Attempts</b>		
1 Joe Ferguson	39	12/7/86
2t Daunte Culpepper	37	10/11/09
2t Erik Kramer	37	11/15/92

<b>Passing Completions</b>		
1t Daunte Culpepper	23	10/11/09
1t Joe Ferguson	23	12/7/86
3 Erik Kramer	20	11/15/92

<b>Passing Yards</b>		
1 Bobby Layne	364	9/27/53
2 Erik Kramer	304	11/15/92

<b>Passes Intercepted</b>		
1 several players; recent Joe Ferguson	3	12/7/86

<b>Touchdown Passes</b>		
1t Milt Plum	3	9/16/62
1t Joey Harrington	3	1/1/06

<b>Receptions</b>		
1 Mel Farr	10	9/21/69
1t Herman Moore	10	9/3/95
3t Herman Moore	8	11/26/98

<b>Receiving Yards</b>		
1 Herman Moore	148	11/26/98
2 Cloyce Coe	138	9/27/53
3t Ron Jessie	131	9/16/73
3t Herman Moore	131	9/3/95

<b>Receiving Touchdowns</b>		
1 several players; recent David Sloan	2	12/23/01

<b>Interceptions</b>		
1 Jack Christiansen	2	12/9/56
2 Bruce McNorton	2	11/24/83

<b>Points</b>		
1 Ernie Caddell	18	11/4/34
2 Jason Hanson	13	11/26/98

<b>Touchdowns</b>		
1 Ernie Caddell	3	11/4/34

<b>Field Goals</b>		
1 Jason Hanson	4	11/26/98
2t Jason Hanson	2	10/11/09
2t Enrol Mann	2	9/21/69

<b>Punts</b>		
1 Earl Girard	9	11/13/55

<b>Punt Returns</b>		
1 Robbie Martin	6	11/24/83

<b>Punt Return Yards</b>		
1 Robbie Martin	140	11/24/83

<b>Kickoff Returns</b>		
1 Desmond Howard	8	12/23/01
2t Terry Fair	6	11/26/98

2t Eddie Drummond 6 1/1/06

<b>Kickoff Return Yards</b>		
1 Desmond Howard	182	12/23/01
2 Terry Fair	128	11/26/98

<b>Longest Plays</b>		
Rush: Elmer Hackney	78	11/8/42
Pass: Dave Ryan-to John Greene	88t	9/16/62

KR: Pat Studstill	59	11/10/46
Punt: Yale Lary	64	11/8/59
PR: Robbie Martin	81t	11/24/83
Int: Don Doll	95t	10/8/49
FG: Jason Hanson	51	11/26/98

### RECORDS @ RESULTS

<b>Overall</b>			<b>14-15-1</b>
Home			12-6-0
Road			2-9-1
Ford Field			0-1-0
Heinz Field			0-2-0

<b>Date</b>	<b>Site</b>	<b>Result</b>
11-4-34	DET	W, 40-7
11-8-36	DET	W, 28-3
10-10-37	DET	W, 7-3
9-9-38	DET	W, 16-7
9-22-40	DET	L, 7-10
11-8-42	DET	L, 7-35
11-10-46	DET	W, 17-7
9-21-47	Pit	L, 10-17
11-21-48	DET	W, 17-14
10-8-49	Pit	L, 7-14
9-24-50	DET	W, 10-7
11-15-52	DET	W, 31-6
9-27-53	Pit	W, 38-21
11-13-55	Pit	W, 31-28
12-9-56	DET	W, 45-7
11-8-59	Pit	T, 10-10
11-16-62	DET	W, 45-7
11-3-67	Pit	L, 3-17
10-18-66	DET	L, 14-24
10-1-69	DET	L, 13-16
9-21-69	Pit	L, 10-24
9-16-73	Pit	W, 45-3
11-24-83	DET	L, 17-27
12-7-86	Pit	L, 3-23
11-15-92	Pit	L, 17-14
9-3-95	Pit	L, 20-23
11-26-98	DET	W, 19-16t
12-23-01	Pit	L, 14-47
1-1-06	Pit	L, 35-21
10-11-09	DET	L, 28-20

### SERIES NOTES

➤ In the first meeting, the Lions beat the Steelers 40-7 behind a then-NFL record 426 yards rushing. Ernie Caddell scored three touchdowns in one of the more memorable games of the Lions' first season in Detroit.

➤ The Lions won the first four games of the series and were 12-4-1 through the first 17 contests.

➤ In 1952, Bob Hoernschmeyer ran for 107 yards and the Lions rolled up 321 yards rushing. The Detroit defense held Pittsburgh to minus-3 yards rushing in a 31-6 win in Pittsburgh.

➤ Detroit's 45-3 win over the Steelers November 24, 1983 stands as the Lions' largest winning margin in the history of the team's Thanksgiving Day series (second-largest in team history).

➤ The Lions defeated Pittsburgh 19-16 in the second Thanksgiving Day (Nov. 26, 1998) matchup between the two teams. Jason Hanson made his fourth field goal of the game (42-yarder) 2:52 into the extra period. The game marked the first Thanksgiving OT contest since 1980, and also was highlighted by a gutsy performance by Pittsburgh native Charlie Batch, who completed 16-of-23 passes for 236 yards and a TD despite leaving the game for a time with a strained neck. The game will be remembered by a strange coin toss to begin the overtime period.

### PUBLIC RELATIONS

Burt Lauten  
3400 S. Water St.  
Pittsburgh, PA 15122  
(412) 423-7800



# COACHING & SERIES RECORDS

Detroitlions.com

Media.Detroitlions.com

## HOUSTON TEXANS

### TEXANS 2011 SCHEDULE

Sep. 11	Indianapolis Colts	
Sep. 18	at Miami Dolphins	
Sep. 25	at New Orleans Saints	
Oct. 2	Pittsburgh Steelers	
Oct. 9	Oakland Raiders	
Oct. 16	at Baltimore Ravens	
Oct. 23	at Tennessee Titans	
Oct. 30	Jacksonville Jaguars	
Nov. 6	Cleveland Browns	
Nov. 13	at Tampa Bay Buccaneers	
Nov. 20	BYE	
Nov. 27	at Jacksonville Jaguars	
Dec. 4	Atlanta Falcons	
Dec. 11	at Cincinnati Bengals	
Dec. 18	at Carolina Panthers	
Dec. 22	at Indianapolis Colts (Thu)	
Jan. 1	Tennessee Titans	

2010 RESULTS: 6-10

### LIONS SERIES RECORDS

<b>Rushing Attempts</b>			
1	Kevin Jones	12	9/19/04
2	Kevin Smith	10	10/19/08
<b>Rushing Yards</b>			
1	Kevin Smith	61	9/19/04
2	Kevin Jones	57	9/19/08
<b>Rushing Touchdowns</b>			
1	Kevin Smith	1	9/19/08
<b>Passing Attempts</b>			
1t	Joey Harrington	25	9/19/04
1	Dan Orlovsky	25	9/19/08
<b>Passing Completions</b>			
1	Joey Harrington	18	9/19/04
<b>Passing Yards</b>			
1	Dan Orlovsky	265	10/19/08
2	Joey Harrington	176	9/19/04
<b>Passes Intercepted</b>			
1	Joey Harrington	1	9/19/04
<b>Touchdown Passes</b>			
1	Joey Harrington	3	9/19/04
<b>Receptions</b>			
1	Mike Furrey	6	10/19/08
2t	Roy Williams	4	9/19/04
2t	Tai Streets	4	9/19/04
<b>Receiving Yards</b>			
1	Calvin Johnson	154	10/19/08
2	Roy Williams	73	9/19/04
<b>Receiving Touchdowns</b>			
1	Roy Williams	2	9/19/04
<b>Interceptions</b>			
1	Keith Smith	1	9/19/04
<b>Points</b>			
1	Roy Williams	12	9/19/04
2	Jason Hanson	11	10/19/08
<b>Touchdowns</b>			
1	Roy Williams	2	9/19/04
<b>Field Goals</b>			
1	Jason Hanson	3	10/19/08
<b>Punts</b>			
1	Nick Harris	4	10/19/08
2	Nick Harris	3	9/19/04
<b>Punt Returns</b>			
None			
<b>Punt Return Yards</b>			
None			
<b>Kickoff Returns</b>			
1t	Eddie Drummond	4	9/19/04
1t	Brandon Middleton	4	10/19/08
<b>Kickoff Return Yards</b>			
1	Eddie Drummond	157	9/19/04
<b>Longest Plays</b>			
Rush:	Kevin Smith	61	10/19/08
Pass:	Dan Orlovsky-to-Calvin Johnson	96	10/19/08
KR:	Eddie Drummond	99t	9/19/04
Punt:	Nick Harris	53	9/19/04
PR:	None		

Int:	Keith Smith	2	9/19/04
Fg:	Jason Hanson	54	10/19/08

### RECORDS & RESULTS

<b>Overall</b>			1-10
Home			1-0-0
Road			0-1-0
Field Field			1-0-0
Reliant Stadium			0-1-0
Date	Site	Result	
9-19-04	DET	W, 28-16	
10-19-08	HOU	L, 21-28	

### SERIES NOTES

- In the teams' only matchup at Ford Field, September 19, 2004, Detroit topped the Texans 28-16.
- In that series opener, WR Eddie Drummond returned a kickoff 99 yards for a touchdown, his longest career return and his first career kickoff return touchdown.
- Drummond's kickoff return was the eighth longest in team history and the longest since Terry Fair returned a kickoff 105 yards vs. Tampa Bay 9/28/98.
- In the Lions first trip to Houston's Reliant Stadium on November 19, 2008, WR Calvin Johnson caught two passes for 154 yards, including a career long of 96 yards. With 154 yards on two receptions against the Texans, Johnson's receiving yards were the third-most in a single game in NFL history.
- In that same game, K Jason Hanson hit two field goals of 54-yards at Houston which were his 36th and 37th career field goals of 50+ yards. It was the third time in Hanson's career he hit two-more field goals of 50+-yards in a game.

### PUBLIC RELATIONS

Kevin Cooper  
711 Louisiana Street, Suite 3300  
Houston, TX 77002  
832-667-2000

## INDIANAPOLIS COLTS

### COLTS 2011 SCHEDULE

Sep. 11	at Houston Texans	
Sep. 18	Cleveland Browns	
Sep. 25	Pittsburgh Steelers	
Oct. 3	at Tampa Bay Buccaneers (Mon)	
Oct. 9	Kansas City Chiefs	
Oct. 16	at Cincinnati Bengals	
Oct. 23	at New Orleans Saints	
Oct. 30	at Tennessee Titans	
Nov. 6	Atlanta Falcons	
Nov. 13	Jacksonville Jaguars	
Nov. 20	BYE	
Nov. 27	Carolina Panthers	
Dec. 4	at New England Patriots *	
Dec. 11	at Baltimore Ravens	
Dec. 18	Tennessee Titans	
Dec. 22	Houston Texans (Thu)	
Jan. 1	at Jacksonville Jaguars	

2010 RESULTS: 10-6

### LIONS SERIES RECORDS

<b>Rushing Attempts</b>			
1t	Billy Sims	30	9/22/85
1t	Barry Sanders	30	9/22/91
<b>Rushing Yards</b>			
1	Barry Sanders	216	11/23/97
2	Barry Sanders	179	9/22/91
3	Amos Marsh	146	11/25/65
<b>Rushing Touchdowns</b>			
1	MR: Barry Sanders	2	11/23/97
<b>Passing Attempts</b>			
1	Bobby Layne	42	10/1/55
<b>Passing Completions</b>			
1	Bill Munson	26	11/10/68
<b>Passing Yards</b>			
1	Earl Morrall	296	11/10/63
<b>Passes Intercepted</b>			
1t	Tobin Rote	4	9/29/59
1t	Milt Plum	4	9/30/62
<b>Touchdown Passes</b>			
1t	Bobby Layne	3	10/16/54
1t	Tobin Rote	3	10/11/59
1t	Milt Plum	3	12/6/64
<b>Receptions</b>			
1	Calvin Johnson	9	12/14/08
2t	Gail Cogdill	8	10/25/64
2t	Larry Walton	8	10/21/73
<b>Receiving Yards</b>			
1	Terry Barr	153	9/30/62
2	Pat Studstill	141	10/16/66
3	Gail Cogdill	137	12/2/62
<b>Receiving Touchdowns</b>			
1	Howard Cassidy	3	10/11/59
<b>Interceptions</b>			
1t	Jack Christiansen	3	11/7/53
1t	Jim David	3	10/6/56
<b>Points</b>			
1	Howard Cassidy	18	10/11/59
<b>Touchdowns</b>			
1	Howard Cassidy	3	10/11/59
<b>Field Goals</b>			
1t	Jim Martin	3	10/23/60
1t	Ed Murray	3	11/16/80
1t	Jason Hanson	3	11/23/97
<b>Punts</b>			
1	Wilbur Summers	9	12/11/77
<b>Punt Returns</b>			
1t	Pete Mandley	5	9/22/85
1t	Glyn Milburn	5	11/23/97
<b>Punt Return Yards</b>			
1	Desmond Howard	94	10/29/00
2	Yale Lary	71	10/19/58
<b>Kickoff Returns</b>			
1t	Desmond Howard	5	10/29/00
1t	Aveion Cason	5	12/14/08
3	Pat Studstill	4	10/25/64
<b>Kickoff Return Yards</b>			
1	Aveion Cason	137	12/14/08
2	Desmond Howard	136	10/29/00

3	Pat Studstill	109	10/25/64
---	---------------	-----	----------

### Longest Plays

Rush:	Barry Sanders	80t	11/23/97
Pass:	Karl Sweetnam-to-Pat Studstill	99t	
KR:	Altie Taylor	60	10/16/66
Punt:	Yale Lary	67	9/24/61
PR:	Desmond Howard	80	10/29/00
Int:	Dick Lane	80t	10/23/60
Fg:	Jason Hanson	55	11/23/97

\*L: record, MR: several players, most recent

### RECORDS & RESULTS

<b>Overall</b>			19-20-2
Home			9-9-1
Field Field			10-11-1
Lucas Oil Stadium			0-1-0
Date	Site	Result	
12-3-50	BAL	W, 45-21	
10-3-53	BAL	W, 27-17	
11-7-53	BAL	W, 17-7	
10-25-54	DET	W, 38-0	
11-6-54	BAL	W, 27-3	
10-1-55	BAL	L, 13-28	
11-5-55	DET	W, 24-14	
10-6-56	BAL	W, 31-14	
11-10-56	BAL	W, 27-3	
9-23-57	BAL	L, 14-21	
10-20-57	DET	W, 31-27	
9-28-58	BAL	L, 15-28	
10-19-58	DET	L, 14-40	
9-27-59	BAL	L, 9-21	
10-11-59	DET	W, 24-31	
10-23-60	DET	W, 30-17	
12-4-60	BAL	W, 20-15	
9-24-61	BAL	W, 16-15	
10-22-61	DET	L, 14-17	
9-30-62	DET	W, 29-20	
12-2-62	DET	W, 21-14	
10-20-63	DET	L, 21-25	
11-10-63	BAL	L, 21-24	
10-25-64	DET	L, 0-34	
12-6-64	BAL	W, 31-14	
10-16-65	BAL	T, 7-31	
11-25-65	DET	W, 24-24	
10-18-66	BAL	L, 14-45	
11-20-66	DET	W, 20-14	
11-19-67	BAL	L, 7-41	
11-10-68	DET	L, 10-27	
12-7-69	BAL	T, 17-17	
10-21-73	DET	L, 27-29	
12-11-77	BAL	W, 13-10	
11-16-80	DET	L, 9-10	
9-22-85	IND	L, 6-14	
9-22-91	IND	W, 33-24	
11-23-97	DET	W, 32-10	
10-2-00	DET	L, 18-30	
11-25-04	DET	L, 9-41	
12-14-08	IND	L, 21-31	

Note: From 1950-83, the Indianapolis Colts were headquartered in Baltimore.

### SERIES NOTES

- The clubs have met just six times since the Colts moved to Indianapolis in 1984.
- On October 20, 1957, Bobby Layne threw a 29-yard TD pass to Howard "Hopalong" Cassidy with 46 seconds remaining in the game as Detroit overcame a 27-10 fourth quarter deficit to defeat the Colts 31-27 in one of the greatest comebacks in team history.
- In the 1997 meeting, a 32-10 Lions win at the Silverdome, Jason Hanson became the franchise's first kicker to convert two 50-yard field goals (52, 55) in a game. Barry Sanders rushed for 216 yards, including an 80-yarder for a touchdown. It was Sanders' fourth 200-yard outing of his career.
- In Detroit's first visit to Indianapolis' Lucas Oil Stadium, December 14, 2008, K Jason Hanson connected on a 51-yard field goal, his 51-yarder set a new NFL record for 50-yard field goals in a career (41) and it tied Morten Andersen's NFL record for 50-yard field goals in a season (8). Hanson is the first player in NFL history to go 8-for-8 on 50-yard field goals in a single season.

### PUBLIC RELATIONS

Craig Kelley/Vernon Cheek  
7001 West 56th Street  
Indianapolis, IN 46254  
(317) 297-2658



# COACHING & SERIES RECORDS

Detroitlions.com

Media.Detroitlions.com

## JACKSONVILLE JAGUARS

## TENNESSEE TITANS

### JAGUARS 2011 SCHEDULE

Sep. 11	Tennessee Titans
Sep. 18	at New York Jets
Sep. 25	at Carolina Panthers
Oct. 2	New Orleans Saints
Oct. 9	Cincinnati Bengals
Oct. 16	at Pittsburgh Steelers
Oct. 24	Baltimore Ravens (Mon)
Oct. 30	at Houston Texans
Nov. 6	BYE
Nov. 13	at Indianapolis Colts
Nov. 20	at Cleveland Browns
Nov. 27	at Houston Texans
Dec. 5	San Diego Chargers (Mon)
Dec. 11	Tampa Bay Buccaneers
Dec. 15	at Atlanta Falcons (Thu)
Dec. 24	at Tennessee Titans (Sat)
Jan. 1	Indianapolis Colts

### 2010 RESULTS: 8-8

### LIONS SERIES RECORDS

<b>Rushing Attempts</b>		
1 Kevin Smith	23	11/3/08
2 Barry Sanders	22	12/17/95
3 Kevin Jones	19	11/14/04

<b>Rushing Yards</b>		
1 Barry Sanders	102	12/6/98
2 Kevin Smith	96	11/3/08
3 Kevin Jones	81	11/14/04

<b>Rushing Touchdowns</b>		
1 Barry Sanders	2	12/17/95

<b>Passing Attempts</b>		
1t Charlie Batch	33	12/6/98
1t Joey Harrington	32	11/14/04
3 Scott Mitchell	28	12/17/95

<b>Passing Completions</b>		
1 Scott Mitchell	19	12/17/95
2 Charlie Batch	14	12/6/98

<b>Passing Yards</b>		
1 Charlie Batch	250	12/6/98
2 Scott Mitchell	233	12/17/95

<b>Passes Intercepted</b>		
1 Joey Harrington	1	11/14/04

<b>Touchdown Passes</b>		
1 Scott Mitchell	2	12/17/95
2 Charlie Batch	2	12/6/98

<b>Receptions</b>		
1 Herman Moore	7	12/6/98
2 Brett Periman	6	12/17/95

<b>Receiving Yards</b>		
1 Herman Moore	116	12/6/98
2 Calvin Johnson	96	11/6/08
3 Johnnie Morton	80	12/17/95

<b>Receiving Touchdowns</b>		
1 Johnnie Morton	2	12/17/95

<b>Interceptions</b>		
1t Willie Clay	1	12/17/95
1t Ryan McNeil	1	12/17/95
1t Van Malone	1	12/17/95
1t Corey Raymond	1	12/17/95

<b>Points</b>		
1 Jason Hanson	14	12/17/95
2 Eddie Drummond	12	11/14/04
3 Jason Hanson	10	12/6/98

<b>Touchdowns</b>		
1t Johnnie Morton	2	12/17/95
1t Barry Sanders	2	12/17/95
3t Herman Moore	1	12/6/98
3t Germane Crowell	1	12/6/98

<b>Field Goals</b>		
1t Jason Hanson	3	12/17/95
1t Jason Hanson	3	12/6/98

<b>Punts</b>		
1 Nick Harris	6	11/14/04
2t John Jett	3	12/6/98
2t Mark Royals	3	12/17/95

<b>Punt Returns</b>		
1 Eddie Drummond	6	11/14/04
2t Brett Periman	2	12/17/95
2t Terry Fair	2	12/6/98

### Punt Return Yards

1 Eddie Drummond	199*	11/14/04
2 Brett Periman	22	12/17/95
3 Terry Fair	18	12/6/98

### Kickoff Returns

1t Terry Fair	5	12/6/98
1t Brandon Middleton	5	11/9/08

### Kickoff Return Yards

1 Terry Fair	175	12/6/98
--------------	-----	---------

### Longest Plays

Rush: Barry Sanders	39	12/6/98
Pass: Daunte Culpepper-to-Calvin Johnson	51	11/9/08
KR: Terry Fair	57	12/6/98
Punt: Nick Harris	53	11/9/08
PR: Eddie Drummond	83t	11/14/04
Int: Willie Clay	39	12/17/95
FG: Jason Hanson	45	12/6/98

\*Lions' Record

### RECORDS & RESULTS

<b>Overall</b>		
Home	1-3-0	
Road	1-1-0	
Field	0-2-0	
Atlet Stadium	0-1-0	

<b>Date</b>		
12-17-95	DET	W, 44-0
12-6-98	Jax	L, 22-37
11-14-04	Jax	L, 17-23ot
11-9-08	DET	L, 14-38

### SERIES NOTES

➤ Detroit's 44-0 win over the Jaguars December 17, 1995 represents the largest victory margin in Lions' history and was the largest in the NFL in 1995. The game also marked the inaugural contest in the series between the Lions and the Jaguars.

➤ Lions KR Eddie Drummond had one of the finest performances by a returner in NFL history that ultimately forced the Lions' game at Jacksonville into overtime November 14, 2004. Drummond became the first player in NFL history to return two punts for touchdowns in the fourth quarter and the 11th (14th time) to return two punts for a touchdowns in a single game.

➤ Drummond's six punt returns against the Jaguars (11/14/04) for 199 yards (33.2 avg) is the third-best single-game total in NFL history and set a new Lions' franchise record for punt return yards in a game.

➤ He two punt returns for touchdowns (55 and 83 yards) at Jacksonville (11/14) marked the third time in Lions' history that a player recorded two punt return touchdowns in a game. Jack Christiansen accomplished the feat twice in 1951 (2 vs LA 10/14/51 and 2 vs GB 11/22/51).

### PUBLIC RELATIONS

Dan Edwards/Ryan Robinson  
ALLTEL Stadium  
One ALLTEL Stadium Place  
Jacksonville, FL 32202  
(904) 633-6000

### TITANS 2011 SCHEDULE

Sep. 11	at Jacksonville Jaguars
Sep. 18	Baltimore Ravens
Sep. 25	Denver Broncos
Oct. 2	at Cleveland Browns
Oct. 9	at Pittsburgh Steelers
Oct. 16	BYE
Oct. 23	Houston Texans
Oct. 30	Indianapolis Colts
Nov. 6	Cincinnati Bengals
Nov. 13	at Carolina Panthers
Nov. 20	at Atlanta Falcons
Nov. 27	Tampa Bay Buccaneers
Dec. 4	at Buffalo Bills
Dec. 11	New Orleans Saints
Dec. 18	at Indianapolis Colts
Dec. 24	Jacksonville Jaguars (Sat)
Jan. 1	at Houston Texans

### 2010 RESULTS: 6-10

### LIONS SERIES RECORDS

<b>Rushing Attempts</b>		
1 several players; recent	22	11/26/92
Barry Sanders		

<b>Rushing Yards</b>		
1 Billy Sims	105	11/13/83

<b>Rushing Touchdowns</b>		
1 Steve Owens	2	10/17/71
2 James Jones	2	10/5/86
3 Barry Sanders	2	11/5/89

<b>Passing Attempts</b>		
1 Joey Harrington	49	1/2/05
2 Charlie Batch	42	10/21/01

<b>Passing Completions</b>		
1 Joey Harrington	33	1/2/05
2 Charlie Batch	25	10/21/01

<b>Passing Yards</b>		
1 Joey Harrington	346	1/2/05
2 Charlie Batch	338	10/21/01

<b>Passes Intercepted</b>		
1 Eric Hipple	3	11/13/83
2 Charlie Batch	3	10/21/01

<b>Touchdown Passes</b>		
1 Charlie Batch	3	10/21/01

<b>Receptions</b>		
1t Billy Sims	9	11/13/83
1t Johnnie Morton	9	10/21/01
1t Shawn Bryson	9	1/2/05

<b>Receiving Yards</b>		
1 Robert Clark	141	11/5/89

<b>Receiving Touchdowns</b>		
1 Herman Moore	2	12/10/95

<b>Interceptions</b>		
1 Mike Johnson	2	12/10/95

<b>Points</b>		
1 several players; recent	12	12/10/95
Herman Moore		

<b>Touchdowns</b>		
1 several players; recent	2	12/10/95
Herman Moore		

<b>Field Goals</b>		
1t Errol Mann	2	10/26/75
1t Jason Hanson	2	1/2/05

<b>Punts</b>		
1 Nick Harris	9	11/27/08
2 Mike Black	6	10/5/86

<b>Punt Returns</b>		
1t Lem Barney	2	10/17/71
1t Pete Mandley	2	10/5/86

<b>Punt Return Yards</b>		
1 Pete Mandley	36	10/5/86

<b>Kickoff Returns</b>		
1 Aveion Cason	7	11/27/08
2 Walter Stanley	6	11/5/89

<b>Kickoff Return Yards</b>		
1 Aveion Cason	148	11/27/08
2 Ken Jenkins	112	11/13/83

### Longest Plays

Rush: Greg Landry	30	10/17/71
Pass: Erik Kramer-to-Herman Moore		

KR: Desmond Howard	59	11/26/92
Punt: Herman Weaver	63	10/17/71
PR: Willie Tait	28	12/10/95
Int: Lem Barney	28t	10/17/71
FG: Eddie Murray	48	10/5/86

### RECORDS & RESULTS

<b>Overall</b>		
Home	3-7-0	
Road	1-3-0	
Field	2-4-0	
Atlet Stadium	0-1-0	
The Coliseum	0-1-0	

<b>Date</b>		
10-17-71	Hou	W, 31-7
10-26-75	Hou	L, 8-24
11-13-83	Hou	L, 17-27
10-5-86	DET	W, 24-13
11-5-89	DET	L, 35-31
11-26-92	DET	L, 21-24
12-10-95	Hou	W, 24-17
12-21-01	DET	L, 24-27
1-2-05	Ten	L, 19-24
11-27-08	DET	L, 47-10

Note: The Titans were located in Houston (known as the Oilers) from 1960-96 and known as the Tennessee Oilers from 1997-98.

### SERIES NOTES

➤ The Lions and Titans have hooked up 10 times in the regular season with Tennessee holding a 7-3 lead. The Lions were 2-3 in Houston and 1-1 in the Pontiac Silverdome.

➤ The teams first met October 17, 1971 in Houston, with the Lions coming away with a 31-7 win.

➤ The Titans have won six of the last eight contests.

➤ The Titans, then the Oilers, put a damper on Detroit's 1992 Thanksgiving Day festivities with a come-from-behind 24-21 win November 26 over the Lions in the Silverdome. Lorenzo White's 8-yard touchdown scamper with 1:17 remaining sealed the Titans' victory and ended Detroit's three-game Thanksgiving Day win streak.

➤ On December 10, 1995, QB Scott Mitchell set the Lions' all-time record for touchdown passes in a season. Bobby Layne had previously owned the record (26 in 1951). Mitchell completed the '95 season with 32 touchdown passes.

### PUBLIC RELATIONS

Robbie Bohren/Dwight Spradlin  
460 Great Circle Road  
Nashville, TN 37228  
(615) 565-4000





# COACHING & SERIES RECORDS

Detroitlions.com  
Media.Detroitlions.com

## DENVER BRONCOS

## KANSAS CITY CHIEFS

### BRONCOS 2011 SCHEDULE

Sep. 12	Oakland Raiders (Mon)
Sep. 18	Cincinnati Bengals
Sep. 25	at Tennessee Titans
Oct. 2	at Green Bay Packers
Oct. 9	San Diego Chargers
Oct. 16	BYE
Oct. 23	at Miami Dolphins
Oct. 30	Detroit Lions
Nov. 6	at Oakland Raiders
Nov. 13	at Kansas City Chiefs
Nov. 17	New York Jets (Thu)
Nov. 27	at San Diego Chargers
Dec. 4	at Minnesota Vikings
Dec. 11	Chicago Bears
Dec. 18	New England Patriots
Dec. 24	at Buffalo Bills (Sat)
Jan. 1	Kansas City Chiefs

2010 RESULTS: 4-12

### LIONS SERIES RECORDS

<b>Rushing Attempts</b>	
1 Billy Sims	28 10/11/81
2 Barry Sanders	23 11/22/90

<b>Rushing Yards</b>	
1 Billy Sims	185 10/11/81
2 Barry Sanders	147 11/22/90
3 Steve Owens	109 11/7/71

<b>Rushing Touchdowns</b>	
1 Billy Sims	2 10/11/81

<b>Passing Attempts</b>	
1 Charlie Batch	40 12/25/99
2 Chuck Long	34 11/1/87

<b>Passing Completions</b>	
1 Charlie Batch	21 12/25/99
2 Bob Gagliano	18 11/22/90

<b>Passing Yards</b>	
1 Charlie Batch	267 12/25/99
2 Bob Gagliano	248 11/22/90

<b>Passes Intercepted</b>	
1 Gary Danielson	4 10/7/84

<b>Touchdown Passes</b>	
1 Bob Gagliano	3 11/22/90

<b>Receptions</b>	
1 Billy Sims	9 10/7/84

<b>Receiving Yards</b>	
1 Germane Crowell	95 12/25/99
2 Steve Owens	85 11/7/71

<b>Receiving Touchdowns</b>	
1 Richard Johnson	2 11/22/90

<b>Interceptions</b>	
1t Levi Johnson	1 11/28/74
1t Alvin Hall	1 10/11/81
1t Bruce McNorton	1 10/7/84
1t Ray Crockett	1 11/22/90

<b>Points</b>	
1t Billy Sims	12 10/11/81
1t Richard Johnson	12 11/22/90
1t Eddie Murray	12 11/22/90
1t Barry Sanders	12 11/22/90

<b>Touchdowns</b>	
1t Billy Sims	2 10/11/81
1t Richard Johnson	2 11/22/90
1t Barry Sanders	2 11/22/90

<b>Field Goals</b>	
1 Eddie Murray	4 11/22/90

<b>Punts</b>	
1 John Jett	8 12/25/99
2t Tom Skladany	6 11/23/78
2t Tom Skladany	6 10/11/81

<b>Punt Returns</b>	
1 Az-Zahir Hakim	3 9/28/03

<b>Punt Return Yards</b>	
1 Larry Walton	18 11/7/71

<b>Kickoff Returns</b>	
1t Gary Lee	4 11/1/87
1t Desmond Howard	4 12/25/99

<b>Kickoff Return Yards</b>	
1 Desmond Howard	97 12/25/99

2t Jimmie Jones	87 11/28/74
2t Gary Lee	87 11/1/87

<b>Longest Plays</b>	
Rush: Billy Sims	48t 10/11/81
Pass: Greg Landry-to-Earl McCullough	16t 11/7/71
KR: Mel Gray	40 11/22/90
Punt: Tom Skladany	64 10/11/81
PR: Larry Walton	18 11/7/71
Int: Shaun Rogers	56t 11/4/07
FG: Jason Hanson	53 9/28/03
FG: Jason Hanson	53 11/4/07

### RECORDS & RESULTS

<b>Overall</b>	4-6-0
Home	3-3-0
Road	1-3-0
Field Goal	1-0-0
Invesco Field	0-1-0

<b>Date</b>	<b>Site</b>	<b>Result</b>
11-7-71	Den	W, 24-20
11-28-74	DET	L, 27-31
11-23-78	DET	W, 17-14
10-11-81	Den	L, 21-27
10-7-84	DET	L, 7-28
11-1-87	Den	L, 0-34
11-22-90	DET	W, 40-27
12-26-99	DET	L, 7-17
9-28-03	Den	L, 16-20
11/4/07	DET	W, 44-7

### SERIES NOTES

- Detroit posted a 24-20 win November 7, 1971 in the first meeting between the two teams. After a Detroit fumble and interception gave the Broncos a 10-0 halftime lead, the Lions roared back in the second half, scoring on their first two possessions, including a Greg Landry-to-Earl McCullough 76-yard bomb which gave the Lions the lead.
- Denver's 31-27 win in 1974 was the last Thanksgiving Day game played in Tiger Stadium, with the Lions moving into the Pontiac Silverdome the next season.
- In 1999, the Lions hosted the Broncos on another holiday, Christmas Day, with the Broncos claiming a 17-7 victory at the Silverdome.
- In Denver's first regular season trip to Ford Field November 4, 2007, the Lions crushed the Broncos 44-7, which marked the largest margin of victory, 37 points, by the Lions since they shutout the Jacksonville Jaguars 44-0 December 17, 1995. The 44 points were also the most by the team since they put up 55 points vs. Chicago November 27, 1997. The 37-point difference by Denver was the largest margin in a loss by the Broncos since the team lost at New Orleans 42-0 November 20, 1988.

### PUBLIC RELATIONS

Patrick Smyth/Rebecca Villanueva  
13655 Broncos Parkway  
Englewood, CO 80112  
(303) 649-9000

### CHIEFS 2011 SCHEDULE

Sep. 11	Buffalo Bills
Sep. 18	at Detroit Lions
Sep. 25	at San Diego Chargers
Oct. 2	Minnesota Vikings
Oct. 9	at Indianapolis Colts
Oct. 16	BYE
Oct. 23	at Oakland Raiders
Oct. 31	San Diego Chargers (Mon)
Nov. 6	Miami Dolphins
Nov. 13	Denver Broncos
Nov. 21	at New England Patriots (Mon)
Nov. 27	Pittsburgh Steelers *
Dec. 4	at Chicago Bears *
Dec. 11	at New York Jets
Dec. 18	Green Bay Packers
Dec. 24	Oakland Raiders (Sat)
Jan. 1	at Denver Broncos

2010 RESULTS: 10-6

### LIONS SERIES RECORDS

<b>Rushing Attempts</b>	
1 Billy Sims	28 10/26/80

<b>Rushing Yards</b>	
1 Billy Sims	155 10/26/80

<b>Rushing Touchdowns</b>	
1 MR. Shawn Bryson	1 12/14/03

<b>Passing Attempts</b>	
1 Chuck Long	41 11/26/87

<b>Passing Completions</b>	
1 Chuck Long	21 11/26/87

<b>Passing Yards</b>	
1 Scott Mitchell	247 11/28/96

<b>Passes Intercepted</b>	
1t Greg Landry	2 11/25/71
1t Gary Danielson	2 10/26/80
1t Scott Mitchell	2 11/28/96
1t Charlie Batch	2 9/26/99

<b>Touchdown Passes</b>	
1t Greg Landry	2 11/25/71
1t Eric Hipple	2 11/26/81
1t Charlie Batch	2 9/26/99

<b>Receptions</b>	
1t Brett Periman	8 11/28/96
2t Charlie Sanders	5 11/25/71
2t Jeff Chadwick	5 11/26/87
2t Barry Sanders	5 10/14/90

<b>Receiving Yards</b>	
1 Barry Sanders	135 10/14/90
2 Brett Periman	131 11/28/96

<b>Receiving Touchdowns</b>	
1 MR. Az-Zahir Hakim	1 12/14/03

<b>Interceptions</b>	
1 MR. Bruce McNorton	1 11/26/87

<b>Points</b>	
1 Billy Sims	12 10/26/80
2 Barry Sanders	12 10/14/90

<b>Touchdowns</b>	
1 Billy Sims	2 10/26/80
2 Barry Sanders	2 10/14/90

<b>Field Goals</b>	
1 Errol Mann	3 11/25/71

<b>Punts</b>	
1 John Jett	8 9/26/99
2 Herman Weaver	6 11/23/75

<b>Punt Returns</b>	
1 Rick Kane	5 10/26/80

<b>Punt Return Yards</b>	
1 Gary Lee	110 11/26/87

<b>Kickoff Returns</b>	
1 Rick Kane	5 10/26/80
2 Gary Lee	4 11/26/87

<b>Kickoff Return Yards</b>	
1 Gary Lee	110 11/26/87
2 Rick Kane	76 10/26/80

<b>Longest Plays</b>	
Rush: Billy Sims	45t 10/26/80
Pass: Bob Gagliano-to-Barry Sanders	47t 10/14/90

<b>KR:</b>	Glyn Milburn	48 11/28/96
------------	--------------	-------------

<b>Punt:</b>	John Jett	62 9/26/99
<b>PR:</b>	Pete Mandley	22 11/26/87
<b>Int:</b>	Jimmy Allen	34 11/26/81
<b>FG:</b>	Eddie Murray	48 11/26/87

MR: several players, most recent

### RECORDS & RESULTS

<b>Overall</b>	4-7-0
Home	2-2-0
Road	2-5-0
Field Goal	1-0-0
Arrowhead Stadium	1-5-0

<b>Date</b>	<b>Site</b>	<b>Result</b>
11-25-71	KC	W, 32-21
11-23-75	KC	L, 21-24ot
10-26-80	KC	L, 17-20
11-26-81	DET	W, 27-10
11-26-87	DET	L, 20-27
10-23-88	KC	W, 7-6
10-14-90	KC	L, 24-43
11-28-96	DET	L, 28-98
9-26-99	KC	L, 21-31
12-14-03	KC	L, 17-45
12-14-07	DET	W, 23-20

### SERIES NOTES

- The Lions are 2-2 in home games (1-0 at Ford Field) against the Chiefs and 2-5 in games played in Kansas City.
- In the inaugural meeting—the 1971 Thanksgiving Day classic—Errol Mann contributed three field goals while Greg Landry threw touchdown passes to Charlie Sanders and Earl McCullough in a 32-21 Lions' win. RB Ed Podolak scored all three touchdowns for the Chiefs.
- In the teams' first regular season meeting at the Silverdome, Detroit dominated defensively and claimed a 27-10 Thanksgiving Day win in 1981. The Lions held the Chiefs' top-ranked rushing attack to just 116 yards, and registered five sacks.
- The Lions hold a 6-4 preseason edge in the series against the Chiefs, and have won five of the last six preseason matchups. The two teams met August 23, 1975 in an exhibition affair that kicked off the opening of the Pontiac Silverdome. Detroit won the contest 27-24.
- Kansas City made their first trip to Ford Field December 23, 2007, with the Lions claiming a 25-20 victory.

### PUBLIC RELATIONS

Brad Kuhnbander/Brad Gee  
One Arrowhead Drive  
Kansas City, MO 64129  
(816) 924-9300



# COACHING & SERIES RECORDS

Detroitlions.com  
Media.Detroitlions.com

## OAKLAND RAIDERS

## SAN DIEGO CHARGERS

### RAIDERS 2011 SCHEDULE

Sep. 12	at Denver Broncos (Mon)
Sep. 18	at Buffalo Bills
Sep. 25	New York Jets
Oct. 2	New England Patriots
Oct. 9	at Houston Texans
Oct. 16	Cleveland Browns
Oct. 23	Kansas City Chiefs
Oct. 30	BYE
Nov. 6	Denver Broncos
Nov. 10	at San Diego Chargers (Thu)
Nov. 20	at Minnesota Vikings
Nov. 27	Chicago Bears
Dec. 4	at Miami Dolphins
Dec. 11	at Green Bay Packers
Dec. 18	Detroit Lions
Dec. 24	at Kansas City Chiefs (Sat)
Jan. 1	San Diego Chargers

### 2010 RESULTS: 8-8

### LIONS SERIES RECORDS

<b>Rushing Attempts</b>		
1 Barry Sanders	25	12/10/90

<b>Rushing Yards</b>		
1 Barry Sanders	176	12/10/90
2 Billy Sims	183	9/27/81

<b>Rushing Touchdowns</b>		
1 Barry Sanders	2	12/10/90

<b>Passing Attempts</b>		
1 Scott Mitchell	50	10/13/96
2 Gary Danielson	37	12/6/82

<b>Passing Completions</b>		
1 Scott Mitchell	31	10/13/96
2 Jon Kitna	27	9/9/07

<b>Passing Yards</b>		
1 Scott Mitchell	343	10/13/96
2t Jon Kitna	289	9/9/07
2t Eric Hipple	269	11/28/85

<b>Passes Intercepted</b>		
1t Chuck Long	2	9/20/87
1t Scott Mitchell	2	10/13/96

<b>Touchdown Passes</b>		
1t Greg Landry	3	11/26/70
1t Scott Mitchell	3	10/13/96

<b>Receptions</b>		
1 Herman Moore	10	10/13/96
2 Johnnie Morton	8	10/13/96

<b>Receiving Yards</b>		
1 Pete Mandley	110	9/20/87
2t Herman Moore	109	10/13/96
2t Johnnie Morton	109	10/13/96

<b>Receiving Touchdowns</b>		
1t Charlie Sanders	2	11/26/70
1t Herman Moore	2	10/13/96

<b>Interceptions</b>		
1t Terrence Holt	1	11/2/03
1t Orlin Smith	1	11/2/03
1t Brian Walker	1	11/2/03

<b>Points</b>		
1t Charlie Sanders	12	11/26/70
1t Barry Sanders	12	12/10/90
1t Herman Moore	12	10/13/96

<b>Touchdowns</b>		
1t Charlie Sanders	2	11/26/70
1t Barry Sanders	2	12/10/90
1t Herman Moore	2	10/13/96

<b>Field Goals</b>		
1t Eddie Murray	3	12/10/90
1t Jason Hanson	3	11/2/03

<b>Punts</b>		
1 Mike Black	10	12/10/84

<b>Punt Returns</b>		
1 Robbie Martin	6	9/27/81

<b>Punt Return Yards</b>		
1 Robbie Martin	76	9/27/81

<b>Kickoff Returns</b>		
1t Jimmie Jones	5	11/10/74
1t Glyn Milburn	5	10/13/96

<b>Kickoff Return Yards</b>		
1 Glyn Milburn	119	10/13/96

### 2 Reggie Swinton 116 11/2/03

<b>Longest Plays</b>		
Rush: Fred Scott	36	11/19/78
Pass: Greg Landry-to-Mel Farr	58	11/26/70

<b>KR:</b>	Reggie Swinton	51	11/2/03
<b>Punt:</b>	Tom Skladany	74	9/27/81
<b>PR:</b>	Robbie Martin	23	12/10/84
<b>Int:</b>	Jimmy Allen	30	9/27/81
<b>FG:</b>	Jason Hanson	54	11/2/03

MR: several players, most recent

### RECORDS & RESULTS

<b>Overall</b>	4-6-0
Home	2-1-0
Road	2-5-0
Field Goal	1-0-0
Network Associates Coliseum	0-3-0

<b>Date</b>	<b>Site</b>	<b>Result</b>
11-26-70	DET	W, 28-14
11-10-70	DET	L, 13-35
11-19-78	Oak	W, 17-29
9-27-81	Oak	W, 16-0
12-10-84	LA	L, 3-24
9-20-87	LA	L, 7-27
12-10-90	DET	L, 31-38
10-13-96	DET	W, 23-13
11-2-03	DET	W, 36-21
9-9-07	Oak	W, 36-21

Note: The Raiders were located in Oakland from 1960-81 and Los Angeles from 1982-94. The club returned to Oakland in 1995.

### SERIES NOTES

➤ In the teams' first meeting, the Lions defeated Oakland 28-14 on Thanksgiving Day (Nov. 26, 1970). The win was the second of five straight wins by the Lions that propelled them to their first playoff berth since 1957. Mel Farr rushed 21 times for 121 yards, rallying Detroit from a 14-0 deficit.

➤ The Lions shut out the defending Super Bowl champion Raiders 16-0 September 27, 1981. Detroit was the first team to shut out the Raiders in 15 years, as the Lions limited Oakland to only 131 yards in total offense. The Lions collected six sacks and Jimmy Allen intercepted his fourth pass in as many games. Billy Sims earned his second consecutive 100-yard rushing game (133 yards) while Dexter Bussey passed Altie Taylor as the club's all-time leading rusher.

➤ In a Monday Night meeting December 10, 1990, there were five Heisman Trophy winners on the field (Det. Barry Sanders and Andre Ware, Oak. Marcus Allen, Tim Brown and Bo Jackson). Sanders finished the game with 176 yards rushing, while Jackson led the Raiders with 129 yards on the ground.

➤ The Lions defeated the defending AFC Champion Oakland Raiders on November 2, 2003 at Ford Field, the Raiders' first trip to Detroit since 1990.

➤ Detroit opened the 2007 season on the road at Oakland and came away with 36-21 victory. DE Dewayne White was named NFC Defensive Player of the Week for his Week 1 as the defensive end was a force in the fourth quarter when Detroit scored 16 unanswered points in the final 10:45 to come away with the victory. After the Lions took a 26-21 lead in the fourth quarter, White intercepted a pass on the ensuing Raiders drive and returned it 28 yards to set up a field goal to increase Detroit's lead to eight. On the first play of the next Oakland possession, White recorded a sack-fumble that was recovered by the Lions. The play helped set up a touchdown to seal the win.

➤ QB Jon Kitna's 289 yards in 2007 at Oakland were the second-most passing yards by a Lions QB on opening day, behind only Bobby Layne's 364 yards September 27, 1953 against Pittsburgh.

### PUBLIC RELATIONS

Mike Taylor/Brian Proctor  
1220 Harbor Bay Parkway  
Alameda, CA 94502  
(510) 864-5000

### CHARGERS 2011 SCHEDULE

Sep. 11	Minnesota Vikings
Sep. 18	at New England Patriots
Sep. 25	Kansas City Chiefs
Oct. 2	Miami Dolphins
Oct. 9	at Denver Broncos
Oct. 16	BYE
Oct. 23	at New York Jets
Oct. 31	at Kansas City Chiefs (Mon)
Nov. 6	Green Bay Packers
Nov. 10	Oakland Raiders (Thu)
Nov. 20	at Chicago Bears
Nov. 27	Denver Broncos
Dec. 5	at Jacksonville Jaguars (Mon)
Dec. 11	Buffalo Bills
Dec. 18	Baltimore Ravens *
Dec. 24	at Detroit Lions (Sat)
Jan. 1	at Oakland Raiders

### 2010 RESULTS: 9-7

### LIONS SERIES RECORDS

<b>Rushing Attempts</b>		
1 Rick Kane	24	11/6/77

<b>Rushing Yards</b>		
1 Billy Sims	119	9/30/84
2 Rick Kane	105	11/6/77

<b>Rushing Touchdowns</b>		
1t Mel Farr	2	10/22/72
1t Rick Kane	2	11/6/77
1t Billy Sims	2	9/30/84
1t Barry Sanders	2	11/11/96

<b>Passing Attempts</b>		
1t Joey Harrington	46	12/7/03
1t Jon Kitna	46	12/16/07
3t Charlie Batch	38	10/10/99

<b>Passing Completions</b>		
1t Joey Harrington	26	12/7/03
1t Jon Kitna	26	12/16/07
2t Gary Danielson	22	10/22/78

<b>Passing Yards</b>		
1 Jon Kitna	302	12/16/07
2 Gary Danielson	269	9/30/84

<b>Passes Intercepted</b>		
1 Jon Kitna	5	12/16/07
2t Greg Landry	1	10/22/72
2t Gary Danielson	1	10/22/78
2t Gary Danielson	1	9/13/81
2t Charlie Batch	1	10/10/99

<b>Touchdown Passes</b>		
1 Gary Danielson	3	10/22/78

<b>Receptions</b>		
1 Ron Rivers	9	10/10/99
2t Larry Walton	7	10/22/72
2t James Jones	7	9/30/84
2t Brett Periman	7	11/11/96

<b>Receiving Yards</b>		
1 Calvin Johnson	102	12/16/07
2 Larry Walton	101	10/22/72

<b>Receiving Touchdowns</b>		
1 Jesse Thompson	2	10/22/78

<b>Interceptions</b>		
1 Jimmy Allen	2	10/22/78

<b>Points</b>		
1 MR. Barry Sanders	12	11/11/96

<b>Touchdowns</b>		
1 MR. Barry Sanders	2	11/11/96

<b>Field Goals</b>		
1 Eddie Murray	3	9/13/81

<b>Punts</b>		
2 Nick Harris	9	12/7/03
2 John Jett	5	10/10/99

<b>Punt Returns</b>		
1t Eddie Payton	5	11/6/77
1t Eddie Drummond	5	12/7/03

<b>Punt Return Yards</b>		
1 Eddie Payton	58	11/6/77

<b>Kickoff Returns</b>		
1t Glyn Milburn	5	11/11/96
1t Terry Fair	5	10/10/99

### Kickoff Return Yards

1 Glyn Milburn	148	11/11/96
----------------	-----	----------

### Longest Plays

Rush: Billy Sims	81	9/30/84
Pass: Jon Kitna-to-Calvin Johnson	49	12/16/07
KR: Larry Walton	50	10/22/72
Punt: Mark Royals	52	11/11/96
PR: Eddie Payton	37	11/6/77
Int: Bruce Rhodes	28	10/22/78
FG: Eddie Murray	44	9/30/84

MR: several players, most recent

### RECORDS & RESULTS

<b>Overall</b>	3-6-0
Home	3-2-0
Road	0-4-0
Field Goal	0-1-0
Qualcomm Stadium	0-4-0

<b>Date</b>	<b>Site</b>	<b>Result</b>
10-22-72	DET	W, 34-20
11-6-77	DET	W, 20-0
10-2-78	DET	W, 31-14
9-13-81	SD	L, 23-28
9-30-84	SD	L, 24-27
11-10-96	SD	L, 21-27
10-10-99	DET	L, 10-20
12-7-03	DET	L, 7-14
12-16-07	SD	L, 14-31

### SERIES NOTES

➤ The Lions won each of the first three meetings between the two teams (all home games), but have dropped the six most-recent contests.

➤ Detroit recorded a 34-20 victory over the Chargers in the first meeting of the series October 22, 1972. Mel Farr ran for two touchdowns and gained 96 yards on 22 carries, helping the Lions rack up 182 yards on the ground for the game. Greg Landry also rushed for a touchdown and added 151 yards passing with a touchdown strike good to Larry Walton, who finished with seven catches for 101 yards.

➤ Detroit fell to the Chargers, 27-24, September 20, 1984 at Jack Murphy Stadium. Billy Sims ran for two touchdowns and 119 yards, including an 81-yard touchdown scamper. Detroit QB Gary Danielson matched Hall of Famer Dan Fouts every step of the way, completing 20-of-25 attempts for 263 yards, while Fouts was 22-of-35 for 268 yards. The Chargers forged to a 24-7 halftime lead, but Detroit scored two third quarter touchdowns to narrow the gap to 24-21.

### PUBLIC RELATIONS

Bill Johnston/Scott Yoffe  
4020 Murphy Canyon Road  
San Diego, CA 92123  
(619) 874-4500





***2011 DETROIT LIONS***  
**YEAR-BY-YEAR RESULTS**





# YEAR-BY-YEAR RESULTS

Detroitlions.com  
Media.Detroitlions.com

## LIONS PRESEASON RECORDS AND RESULTS

### RECORDS

#### SINCE 1949

Team	G	W	L	T	Pct.
Arizona	15	11	4	0	.733
Atlanta	4	2	2	0	.500
Baltimore	2	0	2	0	.000
Buffalo	30	18	11	1	.617
Chicago	1	1	0	0	1.000
Cincinnati	35	17	18	0	.486
Cleveland	42	23	18	1	.561
College All-Stars	3	2	1	0	.667
Dallas	6	2	3	1	.417
Denver	5	3	2	0	.600
Jacksonville	1	1	0	0	1.000
Indianapolis	21	7	13	1	.350
Kansas City	10	6	4	0	.600
Miami	7	1	6	0	.143
Minnesota	1	0	0	1	.000
New England	6	4	2	0	.667
New Orleans	7	4	3	0	.571
NY Bulldogs	1	1	0	0	1.000
NY Giants	15	10	4	1	.714
NY Jets	4	2	2	0	.500
NY Yanks	1	1	0	0	1.000
Oakland	5	1	4	0	.200
Philadelphia	25	13	11	1	.542
Pittsburgh	18	10	8	0	.556
St. Louis	4	0	3	1	.000
Seattle	1	1	0	0	1.000
San Diego	7	2	5	0	.286
Tennessee	5	3	2	0	.600
Washington	18	11	7	0	.611
<b>Total</b>	<b>300</b>	<b>157</b>	<b>135</b>	<b>8</b>	<b>.537</b>

### RESULTS

#### 1949 (3-2-0)

N.Y. Bulldogs (Hershey)	W	21-10
Pittsburgh (Roanoke)	W	41-21
Philadelphia (New Orleans)	L	14-45
Washington (Denver)	L	7-31
N.Y. Giants (Minneapolis)	W	21-6

#### 1950 (2-3-0)

at Pittsburgh	L	14-17
Cleveland (Akron)	L	14-35
Washington (Dallas)	L	24-28
Philadelphia (Little Rock)	W	49-24
Chi. Cards (Birmingham)	W	24-16

#### 1951 (4-1-1)

N.Y. Giants (Dallas)	W	31-21
Philadelphia (Shreveport)	T	17-17
Washington (Amarillo)	L	7-10
CLEVELAND	W	21-20
Chi. Cards (San Antonio)	W	21-7
N.Y. Yanks (Houston)	W	28-14

#### 1952 (6-0-0)

Chi. Cards (Amarillo)	W	28-13
Philadelphia (Little Rock)	W	7-3
N.Y. GIANTS	W	33-17
Cleveland (Syracuse)	W	28-21
at Dallas	W	21-14
Washington (Norman)	W	45-7

#### 1953 (4-1-1)

All-Stars (Chicago)	W	24-10
Pittsburgh (Syracuse)	W	16-13
N.Y. Giants (Dallas)	W	38-7
CLEVELAND	T	24-24
Washington (Buffalo)	W	31-7
at Philadelphia	L	17-28

#### 1954 (6-0-0)

All-Stars (Chicago)	W	31-6
at Philadelphia	W	17-14
WASHINGTON	W	37-7
N.Y. Giants (Norman)	W	28-13
Cleveland (Dallas)	W	56-31
Pittsburgh (Buffalo)	W	42-14

#### 1955 (4-2-0)

Philadelphia (Dallas)	L	8-14
Washington (Mobile)	W	17-14
Chi. Cards (St. Louis)	L	16-17
Pittsburgh (Miami)	W	24-0
at Cleveland	W	19-3
N.Y. GIANTS	W	27-17

#### 1956 (4-2-0)

Pittsburgh (Toledo)	W	20-15
Chi. Cards (Mobile)	L	17-20
Philadelphia (Miami)	W	31-14
CLEVELAND	W	17-0
Cleveland (Akron)	W	31-14
Washington (Buffalo)	L	17-19

#### 1957 (3-3-0)

CLEVELAND	W	20-10
Philadelphia (Toledo)	W	34-27
Washington (Birmingham)	W	31-14
Pittsburgh (Buffalo)	L	14-20
at Cleveland	L	7-23
N.Y. GIANTS	L	0-17

#### 1958 (3-3-0)

All-Stars (Chicago)	L	19-35
CLEVELAND	W	17-7
N.Y. GIANTS	W	24-17
Chicago Bears (Dallas)	W	24-17
Philadelphia (Norman)	L	24-31
at Cleveland	L	7-41

#### 1959 (4-2-1)

L.A. Rams (Boulder)	T	20-20
Chi. Cards (Norman)	L	19-21
Cleveland (Akron)	W	9-3
N.Y. GIANTS	L	0-38
Philadelphia (Toledo)	W	35-24
CLEVELAND	W	31-28
WASHINGTON	W	31-14

#### 1960 (2-3-1)

CLEVELAND	L	14-28
St. Louis (Toledo)	W	24-21
PITTSBURGH	W	13-7
Philadelphia (Norman)	L	10-40
N.Y. Giants (New Haven)	T	16-16
at Cleveland	L	10-14

#### 1961 (4-1-0)

CLEVELAND	W	35-7
at Pittsburgh	W	17-14
PHILADELPHIA	L	14-23
ST. LOUIS	W	20-7
at Cleveland	W	35-17

#### 1962 (4-1-0)

CLEVELAND	L	14-17
Dallas (Cleveland)	W	35-24
PITTSBURGH	W	26-20
St. Louis (Omaha)	W	19-14
at St. Louis	W	14-0

#### 1963 (2-3-0)

CLEVELAND	W	24-10
N.Y. Giants (Cleveland)	L	21-24
St. Louis (Omaha)	W	22-17
PITTSBURGH	L	7-22
Dallas (New Orleans)	L	17-27

#### 1964 (3-1-1)

Washington (Charlotte)	W	28-27
BALTIMORE	T	28-28
at Philadelphia	W	17-13
CLEVELAND	L	14-35
N.Y. Giants (Cleveland)	W	24-10

#### 1965 (1-4-0)

at Philadelphia	L	17-20
BALTIMORE	L	3-23
CLEVELAND	L	14-28
N.Y. Giants (Cleveland)	W	25-21
Washington (Canton)	L	3-20

#### 1966 (0-4-1)

Minnesota (New Orleans)	T	6-6
ST. LOUIS	L	14-28
N.Y. Giants (New Haven)	L	7-17
Dallas (Tulsa)	L	10-20
BALTIMORE	L	0-20

#### 1967 (3-2-0)

at Denver	L	7-13
BUFFALO	W	19-17
at San Diego	W	38-17
BALTIMORE	L	5-14
at St. Louis	W	21-7

#### 1968 (2-3-0)

at Buffalo	L	9-13
at Philadelphia	W	20-3
BALTIMORE	W	14-7
at Washington	L	10-16
N.Y. Jets (Cleveland)	L	6-9

#### 1969 (5-1-0)

at Kansas City	L	13-38
BUFFALO	W	24-12
Boston (Montreal)	W	22-9
Washington (Tampa)	W	21-20
Philadelphia (Raleigh)	W	23-21
NEW ORLEANS	W	42-7

#### 1970 (4-2-0)

KANSAS CITY	L	17-30
at Buffalo	W	22-6
at New Orleans	W	31-17
PHILADELPHIA	W	31-7
Baltimore (Raleigh)	L	14-20
at Cincinnati	W	31-14

#### 1971 (3-3-0)

N.Y. Jets (Tampa)	W	28-24
CINCINNATI	L	24-31
Baltimore (Ann Arbor)	W	23-20
at Miami	L	24-28
BUFFALO	L	17-31
at Philadelphia	W	49-10

#### 1972 (4-2-0)

MIAMI	W	31-23
at Cincinnati	W	18-30
Cleveland (Ann Arbor)	W	34-7
WASHINGTON	W	23-10
Baltimore (Tampa)	W	24-17
at New England	L	30-34

#### 1973 (4-2-0)

at Washington	W	17-14
at Kansas City	W	17-16
Baltimore (Memphis)	L	28-32
CINCINNATI	L	10-17
at Cleveland	W	16-13
NEW ENGLAND	W	34-21

#### 1974 (2-4-0)

at Kansas City	L	12-20
at Baltimore	W	6-3
OAKLAND	L	10-41
at Cincinnati	L	14-27
at Buffalo	L	7-28
CLEVELAND	W	21-7

#### 1975 (2-4-0)

Oakland (Berkeley)	L	0-34
at Miami	L	14-20
KANSAS CITY	W	27-24
at Washington	L	13-34
CINCINNATI	L	14-22
at Cleveland	W	27-24

#### 1976 (3-4-0)

Denver (Canton)	L	7-10
BUFFALO	W	20-17
MAIMI	L	21-30
at Cincinnati	L	14-26
Dallas (Memphis)	L	16-36
at Kansas City	W	23-21
BALTIMORE	W	24-9

#### 1977 (3-3-0)

KANSAS CITY	W	17-0
at Buffalo	L	10-17
CINCINNATI	L	13-17
at Seattle	W	16-14
at Baltimore	L	10-21
CLEVELAND	W	24-20

#### 1978 (2-2-0)

BUFFALO	W	28-20
at Cincinnati	W	14-10
at Cleveland	L	10-14
BALTIMORE	L	7-13



# YEAR-BY-YEAR RESULTS

Detroitlions.com  
Media.Detroitlions.com

## 1979 (2-2-0)

CINCINNATI	L	28-40
at Buffalo	W	34-13
CLEVELAND	W	21-10
at Baltimore	L	7-17

## 1980 (3-1-0)

at Miami	L	7-17
BUFFALO	W	24-17
NEW ORLEANS	W	40-17
at Cincinnati	W	15-10

## 1981 (1-3-0)

at Buffalo	W	21-14
CINCINNATI	L	20-30
MIAMI	L	27-31
at New Orleans	L	17-20ot

## 1982 (2-2-0)

CLEVELAND	L	16-17
OAKLAND	W	30-16
at Cincinnati	W	27-23
at Buffalo	L	10-13

## 1983 (2-2-0)

at Philadelphia	L	17-21
at Kansas City	W	17-13
BUFFALO	L	16-17
CINCINNATI	W	34-7

## 1984 (2-2-0)

PHILADELPHIA	W	17-14
SEATTLE	L	24-28
at Buffalo	W	17-12
at Cincinnati	L	14-35

## 1985 (1-2-1)

BUFFALO	T	10-10
at Seattle	L	3-28
CINCINNATI	W	31-17
at Philadelphia	L	16-20

## 1986 (2-2-0)

PHILADELPHIA	L	9-17
SEATTLE	W	30-27
at Indianapolis	L	13-20
at Cincinnati	W	30-20

## 1987 (2-2-0)

INDIANAPOLIS	L	19-22
CINCINNATI	W	23-9
at Seattle	L	10-38
at Philadelphia	W	36-3

## 1988 (0-4-0)

at Cleveland	L	10-13
SEATTLE	L	13-16ot
at Cincinnati	L	7-24
PHILADELPHIA	L	9-27

## 1989 (0-4-0)

CLEVELAND	L	24-25
CINCINNATI	L	3-35
at Seattle	L	7-13
at L.A. Rams	L	14-24

## 1990 (4-0-0)

at Houston	W	34-10
BUFFALO	W	24-13
KANSAS CITY	W	35-21
at Cincinnati	W	26-24

## 1991 (2-3-0)

Denver (Canton)	W	14-3
CINCINNATI	W	24-20
at Buffalo	L	16-21
at Kansas City	L	14-38
PITTSBURGH	L	3-16

## 1992 (1-3-0)

HOUSTON	L	7-17
at Buffalo	L	24-30
NEW ENGLAND	W	42-9
at Cincinnati	L	17-34

## 1993 (4-0-1)

BUFFALO	W	14-7
Dallas (London)	T	10-10
at Houston	W	24-20
CINCINNATI	W	30-7
at New Orleans	W	17-16

## 1994 (2-2-0)

N.Y. JETS	W	26-13
at Cleveland	L	7-16
ARIZONA	W	24-16
at Cincinnati	L	14-38

## 1995 (3-1-0)

at New England	W	30-17
JACKSONVILLE	W	19-3
CINCINNATI	W	20-13
at New Orleans	L	10-24

## 1996 (3-1-0)

NEW ORLEANS	L	22-23
WASHINGTON	W	34-25
at Houston	W	34-23
at Cincinnati	W	24-17

## 1997 (1-3-0)

ATLANTA	W	20-17
CINCINNATI	L	23-27
at Pittsburgh	L	20-28
at Indianapolis	L	3-16

## 1998 (1-3-0)

ARIZONA	W	13-10
ATLANTA	L	3-7
at Cincinnati	L	19-33
at Indianapolis	L	17-20

## 1999 (1-3-0)

at Atlanta	L	31-35
CINCINNATI	W	16-0
at Miami	L	10-31
ST. LOUIS	L	6-17

## 2000 (2-2-0)

NEW ENGLAND	L	10-13
BUFFALO	W	15-13
at Oakland	L	17-23
at Cincinnati	W	21-13

## 2001 (1-3-0)

CINCINNATI	L	24-27
at Indianapolis	W	27-26
at Pittsburgh	L	7-20
TENNESSEE	L	25-28

## 2002 (1-3-0)

at Baltimore	L	6-12
at Cleveland	L	23-24
PITTSBURGH	L	22-34
BUFFALO	W	20-13

## 2003 (2-2-0)

PITTSBURGH	W	26-13
at Cincinnati	L	10-23
CLEVELAND	W	38-17
at Buffalo	L	16-22

## 2004 (2-2-0)

PITTSBURGH	W	27-21
at Cleveland	L	10-17
at Baltimore	L	6-17
BUFFALO	W	20-17

## 2005 (1-3-0)

at NY Jets	L	3-10
CLEVELAND	L	13-21
ST. LOUIS	L	13-37
at Buffalo	W	7-21

## 2006 (1-3-0)

DENVER	W	20-13
at Cleveland	L	16-20
at Oakland	L	3-21
BUFFALO	L	13-20

## 2007 (2-2-0)

CINCINNATI	W	27-26
at Cleveland	W	23-20
at Indianapolis	L	10-37
BUFFALO	L	13-16

## 2008 (4-0-0)

NY GIANTS	W	13-10
at Cincinnati	W	27-10
CLEVELAND	W	26-6
at Buffalo	W	14-6

## 2009 (3-1-0)

ATLANTA	W	27-26
at Cleveland	L	10-27
INDIANAPOLIS	W	18-17
at Buffalo	W	17-6

## 2010 (3-1-0)

at Pittsburgh	L	7-23
at Denver	W	25-20
CLEVELAND	W	35-27
BUFFALO	W	28-23

( ) Neutral Site



# YEAR-BY-YEAR RESULTS

Detroitlions.com  
Media.Detroitlions.com

## 1934

Record: 10-3-0, 2<sup>nd</sup> Western Division

Date	W/L	Score	Opponent	Att
9/23	W	9-0	New York	12,000
9/30	W	6-0	at Chicago Cardinals	18,000
10/7	W	3-0	at Green Bay	7,500
10/14	W	10-0	at Philadelphia	9,860
10/17	W	24-0	Boston	12,000
10/22	W	28-0	Brooklyn	11,000
10/28	W	38-0	at Cin-StL	4,800
11/4	W	40-7	Pittsburgh	6,000
11/11	W	17-13	Chicago Cardinals	11,000
11/18	W	40-7	Cin-StL	15,000
11/25	L	0-7	Green Bay	12,000
11/29	W	16-19	Chicago Bears	26,000
12/2	L	7-10	at Chicago Bears	34,412

All-League: George Christensen (T), Earl "Dutch" Clark (QB)

Team Statistics	Det	(Avg)	Opp	(Avg)
Total Yards	3467	27.0	1959	15.8
Rushing Yards	2340	210.8	1231	94.7
Passing Yards	747	57.5	678	52.2
Points Scored	238	18.3	59	4.5

### Lions Leaders

Rushing	Dutch Clark	123-763, 8 TD
Passing	Dutch Clark	23-50, 383 yds, 3 Int
Receiving	Harry Ebling	10-264, 2 TD
Scoring	Dutch Clark	73 pts (8 TD, 4 FG, 13 PAT)

### NFL Standings

Western Division	W	L	T	Pct	Pts	OP
Chicago Bears	13	0	0	1.000	286	59
DETROIT	10	3	0	.769	238	59
Green Bay	7	6	0	.538	156	112
Chicago Cardinals	5	8	0	.385	80	84
St. Louis	1	2	0	.333	27	61
Cincinnati	0	8	0	.000	10	243
Eastern Division	W	L	T	Pct	Pts	OP
New York	6	5	0	.545	147	107
Boston	6	6	0	.500	107	94
Brooklyn	4	7	0	.363	81	153
Philadelphia	4	7	0	.363	127	85
Pittsburgh	2	10	0	.166	51	206

NY defeated ChiB, 30-13, for World Championship.

IN 1934: The Dionne sisters, the first quintuplets to survive beyond infancy, were born in Canada.

## 1936

Record: 8-4-0, 3rd NFL Western

Date	W/L	Score	Opponent	Att
9/28	W	39-0	Chicago Cardinals	15,000
10/11	W	23-0	at Philadelphia	15,000
10/14	W	14-7	at Brooklyn	8,000
10/18	L	18-20	at Green Bay	13,500
10/25	L	10-12	at Chicago Bears	27,424
11/1	L	7-14	at New York	25,000
11/8	W	28-3	Pittsburgh	20,000
11/15	W	38-0	New York	20,000
11/22	W	14-7	at Chicago Cardinals	7,579
11/26	W	13-7	Chicago Bears	22,000
11/29	L	17-26	Green Bay	22,000
12/6	W	14-6	Brooklyn	10,000

Team Statistics	Det	(Avg)	Opp	(Avg)
Total Yards	3703	308.6	2454	204.5
Rushing Yards	2885	240.4	1427	118.9
Passing Yards	818	68.2	1027	85.6
Points Scored	235	19.6	102	8.5

### Lions Leaders

Rushing	Ace Gutowsky	191-827, 6 TD
Passing	Dutch Clark	38-71, 467 yds, 4 TD, 6 Int
Receiving	Ernie Caddell	19-150, 1 TD
Scoring	Dutch Clark	73 pts (7 TD, 4 FG, 19 PAT)

### NFL Standings

Western Division	W	L	T	Pct	Pts	OP
Green Bay	10	1	1	.909	248	118
Chicago Bears	9	3	0	.750	222	94
DETROIT	8	4	0	.667	235	102
Chicago Cardinals	3	8	1	.273	74	143
Eastern Division	W	L	T	Pct	Pts	OP
Boston	7	5	0	.583	148	110
Chicago	6	6	0	.500	98	187
New York	5	6	1	.455	115	163
Brooklyn	3	8	1	.273	92	161
Philadelphia	1	11	0	.083	51	206

GB defeated Bos, 21-6, for World Championship.

IN 1936: Eugene O'Neill wins the Nobel Prize for Literature.

## 1938

Record: 7-4-0, 2nd NFL Western

Date	W/L	Score	Opponent	Att
9/9	W	16-7	Pittsburgh	17,000
9/16	L	17-21	at Cleveland	8,012
9/23	W	17-7	at Green Bay	21,988
10/3	L	5-7	Washington	42,855
10/10	W	10-0	Chicago Cardinals	17,917
10/17	W	13-7	at Chicago Bears	24,356
10/24	W	6-0	Cleveland	30,140
11/1	L	7-28	Green Bay	45,139
11/8	W	7-3	at Chicago Cardinals	8,279
11/14	W	14-7	Chicago Bears	26,278
11/21	L	7-21	Philadelphia	18,985

All-League: Lloyd Cardwell (HB)

Team Statistics	Det	(Avg)	Opp	(Avg)
Total Yards	2640	240.0	2186	198.7
Rushing Yards	1893	172.1	1081	98.3
Passing Yards	747	67.9	1105	100.5
Points Scored	119	10.8	108	9.8

### Lions Leaders

Rushing	Bill Shepherd	100-455, 3 TD
Passing	Vern Huffman	27-85, 382 yds, 2 TD, 8 Int
Receiving	Lloyd Cardwell	9-138, 1 TD
Scoring	Lloyd Cardwell	30 pts (5 TD)

### NFL Standings

Western Division	W	L	T	Pct	Pts	OP
Green Bay	8	3	0	.727	223	118
DETROIT	7	4	0	.636	119	108
Chicago Bears	6	5	0	.545	194	148
Cleveland	4	7	0	.364	131	215
Chicago Cardinals	2	9	0	.182	111	168
Eastern Division	W	L	T	Pct	Pts	OP
New York	8	2	1	.800	194	74
Washington	6	3	2	.667	148	154
Brooklyn	4	4	3	.500	131	161
Philadelphia	5	6	0	.455	154	164
Pittsburgh	2	4	0	.333	182	169

NY defeated GB, 23-17, for World Championship.

IN 1938: Douglas "Wrong Way" Corrigan makes trans-Atlantic flight from New York to Dublin.

## 1935

Record: 7-3-2, 1st Western Division

Date	W/L	Score	Opponent	Att
9/20	W	35-0	at Philadelphia	12,000
9/29	T	10-10	Chicago Cardinals	8,200
10/6	L	10-12	at Brooklyn	12,000
10/13	W	17-7	at Boston	18,737
10/20	L	9-13	at Green Bay (MI)	5,500
10/30	W	14-0	Boston	17,000
11/3	W	7-6	at Chicago Cardinals	5,000
11/10	L	7-31	at Green Bay	12,000
11/17	W	20-10	Green Bay	12,500
11/24	T	20-20	at Chicago Bears	14,624
11/28	W	14-2	Chicago Bears	18,000
12/1	W	28-0	Brooklyn	15,000

World Championship

12/15 W 26-7 New York

All-League: Ernie Caddell (G), Earl "Dutch" Clark (QB)

Team Statistics	Det	(Avg)	Opp	(Avg)
Total Yards	2812	229.7	1221	101.8
Rushing Yards	1773	147.8	290	24.2
Passing Yards	1039	76.7	931	22.6
Points Scored	191	15.9	111	9.3

### Lions Leaders

Rushing	Ernie Caddell	87-450, 6 TD
Passing	Glenn Presnell	15-45, 193 yds, 6 Int
Receiving	Ernie Caddell	10-171
Scoring	Dutch Clark	55 pts (6 TD, 1 FG, 16 PAT)

### NFL Standings

Western Division	W	L	T	Pct	Pts	OP
DETROIT	7	3	2	.700	191	111
Green Bay	8	4	0	.667	181	96
Chicago Cardinals	6	4	2	.600	192	106
Chicago Bears	6	4	2	.600	99	97
Eastern Division	W	L	T	Pct	Pts	OP
New York	9	3	0	.750	180	96
Brooklyn	5	6	1	.454	90	141
Pittsburgh	4	8	0	.333	100	209
Boston	2	8	1	.200	65	123
Philadelphia	2	9	0	.182	60	179

\*One game canceled.

DET defeated NY, 26-7, for World Championship.

IN 1935: President Roosevelt opens second phase of New Deal, calling for social security, better housing, equitable taxation and farm assistance.

## 1937

Record: 7-4-0, 3rd NFL Western

Date	W/L	Score	Opponent	Att
9/10	W	28-0	at Cleveland	24,800
9/19	W	16-7	Chicago Cardinals	17,000
10/3	L	6-26	at Green Bay	17,553
10/10	W	10-15	Pittsburgh	16,000
10/17	W	30-0	Brooklyn	18,000
10/24	L	20-28	at Chicago Bears	34,530
10/31	L	13-14	Green Bay	23,000
11/7	W	27-7	Cleveland	15,500
11/14	W	17-0	at New York	35,000
11/21	W	16-7	at Chicago Cardinals	8,576
11/25	L	0-13	Chicago Bears	24,173

All-League: Earl "Dutch" Clark (QB)

Team Statistics	Det	(Avg)	Opp	(Avg)
Total Yards	2705	245.9	2133	193.9
Rushing Yards	2074	188.5	1329	120.8
Passing Yards	631	57.5	804	73.1
Points Scored	180	16.4	105	9.5

### Lions Leaders

Rushing	Dutch Clark	96-468, 5 TD
Passing	Bill Shepherd	19-46, 297 yds, 2 TD, 7 Int
Receiving	Ernie Caddell	9-80
Scoring	Dutch Clark	45 pts (6 TD, 1 FG, 6 PAT)

### NFL Standings

Western Division	W	L	T	Pct	Pts	OP
Chicago Bears	9	1	1	.900	201	100
Green Bay	7	4	0	.636	220	122
DETROIT	7	4	0	.636	180	105
Chicago Cardinals	5	5	1	.500	135	165
Cleveland	1	10	0	.091	75	207
Eastern Division	W	L	T	Pct	Pts	OP
Washington	8	3	0	.727	195	120
New York	6	3	2	.667	128	109
Pittsburgh	4	7	0	.364	122	145
Brooklyn	3	7	1	.300	82	174
Philadelphia	2	8	1	.200	86	177

Was defeated by ChiB, 28-21, for World Championship.

IN 1937: Amelia Earhart reported lost somewhere over the Pacific on around-the-world flight.

## 1939

Record: 6-5-0, 3rd NFL Western

Date	W/L	Score	Opponent	Att
9/10	W	21-13	Chicago Cardinals	15,075
9/17	W	27-7	Brooklyn	15,515
9/24	W	17-3	at Chicago Cardinals	11,000
10/1	W	15-7	Cleveland	30,096
10/8	L	7-26	at Green Bay	22,558
10/15	W	10-0	at Chicago Bears	30,903
10/22	W	18-14	New York	47,482
10/29	L	13-23	Chicago Bears	42,684
11/5	L	9-14	at Cleveland	28,142
11/12	L	7-31	at Washington	36,183
11/19	L	7-12	Green Bay	30,699

Team Statistics	Det	(Avg)	Opp	(Avg)
Total Yards	2905	254.1	2503	236.5
Rushing Yards	1487	135.2	1203	109.4
Passing Yards	1357	123.4	1400	127.3
Points Scored	145	13.2	150	13.6

### Lions Leaders

Rushing	Bill Shepherd	105-420, 2 TD
Passing	Dwight Sloan	45-102, 658 yds, 2 TD, 3 Int
Receiving	Monk Mosier	14-176
Scoring	Chuck Hanneman	29 pts (2 TD, 4 FG, 5 PAT)
Punting	Johnny Pingel	31-368, 42.8 avg

### NFL Standings

<b>Western Division</b>	<b>W</b>	<b>L</b>	<b>T</b>	<b>Pct</b>	<b>Pts</b>	<b>OP</b>
Green Bay	9	2	0	.818	233	153
Chicago Bears	8	3	0	.727	298	157
DETROIT	6	5	0	.545	145	150
Cleveland	5	5	1	.500	195	164
Chicago Cardinals	1	10	0	.091	84	254
<b>Eastern Division</b>						
New York	9	1	1	.900	168	85
Washington	8	2	1	.800	242	94
Brooklyn	4	6	1	.400	108	219
Philadelphia	1	9	1	.100	105	200
Pittsburgh	1	9	1	.100	114	216

GB defeated NY, 27-0, for World Championship.



# YEAR-BY-YEAR RESULTS

Detroitlions.com  
Media.Detroitlions.com

## 1940

Record: 5-5-1, 3rd NFL Western

Date	W/L	Score	Opponent	Att
9/15	T	0-0	at Chicago Cardinals	18,048
9/22	T	7-10	Pittsburgh	15,310
9/29	W	6-0	Cleveland	15,347
10/5	W	43-14	at Chicago Cardinals	20,619
10/13	L	0-7	at Chicago Bears	34,217
10/20	W	23-14	at Green Bay	21,001
10/27	L	14-20	Washington	28,309
11/3	L	0-34	at Cleveland	18,881
11/10	W	17-14	Chicago Bears	21,735
11/17	W	21-0	at Philadelphia	6,327
11/24	L	7-50	Green Bay	26,019

Team Statistics	Det	(Avg)	Opp	(Avg)
Total Yards	2634	239.5	2357	214.3
Rushing Yards	1457	132.5	1323	120.3
Passing Yards	1177	107.0	1034	94.0
Points Scored	138	12.5	153	13.9

### Lions Leaders

Rushing	Whizzer White	146-514, 5 TD
Passing	Whizzer White	35-80, 461 yds, 12 Int
Receiving	Lloyd Cardwell	20-349, 1 TD
Scoring	Whizzer White	32 pts (6 TD, 2 PAT)
Punting	Whizzer White	52-1,332, 41.0 avg
Interceptions	Rip Ryan	6-65

### NFL Standings

Western Division	W	L	T	Pct	Pts	OP
Chicago Bears	8	3	0	.727	238	142
Green Bay	6	4	1	.600	238	155
DETROIT	5	5	1	.500	138	153
Cleveland	4	6	1	.400	171	191
Chicago Cardinals	2	7	2	.222	139	222

### Eastern Division

Washington	W	L	T	Pct	Pts	OP
Brooklyn	8	3	0	.818	245	142
Brooklyn	8	3	0	.727	186	120
New York	6	4	1	.600	131	133
Pittsburgh	7	2	2	.625	60	178
Philadelphia	1	10	0	.091	111	211

ChB defeated Was, 73-0, for World Championship.

**IN 1940: Franklin D. Roosevelt defeats Wendell Willkie in the U.S. Presidential election.**

## 1942

Record: 0-11-0, 5th NFL Western

Date	W/L	Score	Opponent	Att
9/20	L	0-13	at Chicago Cardinals	17,742
9/27	L	0-14	Cleveland	14,846
10/4	L	7-28	Brooklyn	12,598
10/11	L	7-38	at Green Bay (MI)	19,500
10/18	L	0-7	Chicago Cardinals	14,100
10/25	L	7-28	Green Bay	19,097
11/1	L	0-16	at Chicago Bears	12,205
11/8	L	7-35	Pittsburgh	16,679
11/15	L	7-27	at Cleveland	4,029
11/22	L	0-42	Chicago Bears	17,348
11/29	L	3-15	Washington	6,044

Team Statistics	Det	(Avg)	Opp	(Avg)
Total Yards	2206	200.5	3086	280.6
Rushing Yards	1261	114.6	1463	133.0
Passing Yards	885	80.5	1623	147.6
Points Scored	38	3.5	263	23.9

### Lions Leaders

Rushing	Mickey Sammons	71-268
Passing	Harry Hopp	20-68, 258 yds, 13 Int
Receiving	Bill Fisk	15-177
Scoring	Elmer Hackney	12 pts
Punt Ret.	Harry Hopp	9-98, 10.9 avg
KO Ret.	Harry Hopp	5-108, 22.6 avg
Punting	Harry Hopp	27-1,098, 40.7 avg
Interceptions	Bill Callahan	3-29

### NFL Standings

Western Division	W	L	T	Pct	Pts	OP
Chicago Bears	11	0	0	1.000	376	84
Green Bay	8	2	1	.800	300	215
Chicago Cardinals	3	8	0	.273	98	209
DETROIT	0	11	0	.000	38	263

### Eastern Division

Washington	W	L	T	Pct	Pts	OP
Pittsburgh	10	1	0	.909	227	102
New York	6	4	0	.636	167	119
Brooklyn	5	5	1	.500	155	139
Philadelphia	3	8	0	.273	100	168
Philadelphia	2	9	0	.182	134	239

Was defeated ChB, 14-6, for World Championship.

**1942: Enrico Fermi achieves nuclear chain reaction.**

## 1944

Record: 6-3-1, 2nd NFL Western

Date	W/L	Score	Opponent	Att
10/1	L	6-27	at Green Bay (MI)	18,556
10/8	W	19-14	at Brooklyn	15,702
10/15	W	17-20	Cleveland	21,115
10/22	T	21-21	at Chicago Bears	23,835
10/29	L	0-14	Green Bay	30,844
11/5	W	27-6	at Chic-Pit	17,743
11/12	W	21-7	Chic-Pit	13,239
11/19	W	41-21	Chicago Bears	21,980
11/26	W	26-14	at Cleveland	7,462
12/3	W	38-7	Boston	15,027

Team Statistics	Det	(Avg)	Opp	(Avg)
Total Yards	2655	265.5	2659	265.8
Rushing Yards	1141	114.1	1126	121.6
Passing Yards	1475	147.5	1442	144.2
Points Scored	216	21.6	151	15.1

### Lions Leaders

Rushing	Frank Sinkwich	150-563, 6 TD
Passing	Frank Sinkwich	58-148, 1,060 yds, 12 TD, 20 Int
Receiving	Jack Matheson	23-361-3 TDs
Scoring	Frank Sinkwich	66 pts (6 TD, 2 FG, 24 PAT)
Punt Ret.	Frank Sinkwich	11-148, 13.5 avg
KO Ret.	Arthur Van Tone	9-227, 25.2 avg
Punting	Frank Sinkwich	45-1845, 41.0 avg
Interceptions	Alex Wojciechovicz	7-77

### NFL Standings

Western Division	W	L	T	Pct	Pts	OP
Green Bay	8	2	0	.800	238	141
Chicago Bears	6	3	1	.667	258	172
DETROIT	6	3	1	.667	216	151
Cleveland	4	6	0	.400	188	224
Card-Pittsburgh	0	10	0	.000	108	328

### Eastern Division

New York	W	L	T	Pct	Pts	OP
Philadelphia	6	1	1	.889	206	75
Washington	7	3	2	.875	267	131
Washington	6	3	1	.667	169	180
Boston	2	8	0	.200	82	233
Brooklyn	0	10	0	.000	69	166

GB defeated NY, 14-7, for World Championship.

**IN 1944: FDR wins unprecedented fourth term as President, defeating Thomas E. Dewey.**

## 1941

Record: 5-5-1, 3rd NFL Western

Date	W/L	Score	Opponent	Att
9/14	L	0-23	at Green Bay	16,734
9/21	L	7-14	at Brooklyn	18,269
9/27	T	14-14	at Chicago Cardinals	15,458
10/4	W	17-7	Cleveland	26,481
10/19	L	0-49	at Chicago Bears	28,980
10/26	L	7-24	Green Bay	30,269
11/2	W	14-0	at Cleveland	10,554
11/9	L	13-20	at New York	27,875
11/16	W	21-17	Philadelphia	16,306
11/23	L	7-24	Chicago Bears	28,657
11/30	W	21-3	Chicago Cardinals	17,501

Team Statistics	Det	(Avg)	Opp	(Avg)
Total Yards	2634	239.5	2357	214.3
Rushing Yards	1457	132.5	1323	120.3
Passing Yards	1177	107.0	1034	94.0
Points Scored	138	12.5	153	13.9

### Lions Leaders

Rushing	Whizzer White	146-514, 5 TD
Passing	Whizzer White	35-80, 461 yds, 12 Int
Receiving	Lloyd Cardwell	20-349, 1 TD
Scoring	Whizzer White	32 pts (6 TD, 2 PAT)
Punting	Whizzer White	52-1,332, 41.0 avg
Interceptions	Rip Ryan	6-65

### NFL Standings

Western Division	W	L	T	Pct	Pts	OP
Chicago Bears	10	1	0	.909	356	147
Green Bay	10	1	0	.909	298	120
DETROIT	4	6	1	.400	121	195
Chicago Cardinals	3	7	1	.300	127	197
Cleveland	2	9	0	.182	116	244

### Eastern Division

New York	W	L	T	Pct	Pts	OP
Brooklyn	8	3	0	.727	238	114
Brooklyn	7	4	0	.636	158	127
Washington	6	5	0	.545	176	174
Philadelphia	2	8	1	.200	119	218
Pittsburgh	1	9	1	.100	103	276

\*ChB defeated GB, 33-14, in divisional playoff.

\*ChB defeated NY, 37-9, for World Championship.

**IN 1941: Japanese surprise attack on U.S. fleet at Pearl Harbor brings the United States into World War II.**

## 1943

Record: 3-6-1, 3rd NFL Western

Date	W/L	Score	Opponent	Att
9/19	W	35-17	Chicago Cardinals	23,408
9/26	W	27-20	Brooklyn	23,768
10/3	L	21-27	Chicago Bears	48,118
10/10	L	14-35	at Green Bay	21,395
10/17	W	7-0	at Chicago Cardinals	15,072
10/24	L	6-27	Green Bay	41,463
10/31	L	14-35	at Chicago Bears	21,587
11/7	T	0-0	New York	16,592
11/14	L	20-42	at Washington	35,540
11/21	L	34-35	at Phi-Pit	23,338

Team Statistics	Det	(Avg)	Opp	(Avg)
Total Yards	2408	240.8	2819	281.9
Rushing Yards	817	81.7	1213	121.3
Passing Yards	1290	129.0	1606	160.6
Points Scored	178	17.8	238	23.8

### Lions Leaders

Rushing	Frank Sinkwich	93-266, 1 TD
Passing	Frank Sinkwich	50-126, 689 yds, 7 TD, 20 Int
Receiving	Harry Hopp	17-229, 3 TD
Scoring	Harry Hopp	54 pts (9 TD)
Punt Ret.	Frank Sinkwich	11-228, 20.7 avg
KO Ret.	Chuck Fenerback	11-224, 20.4 avg
Punting	Harry Hopp	42-1,643, 39.1 avg
Interceptions	Ned Mathews	4-44

### NFL Standings

Western Division	W	L	T	Pct	Pts	OP
Chicago Bears	8	1	1	.889	357	157
Green Bay	7	2	1	.778	264	172
DETROIT	3	6	1	.333	178	218
Chicago Cardinals	0	10	0	.000	95	238

### Eastern Division

Washington	W	L	T	Pct	Pts	OP
New York	6	3	1	.667	229	137
New York	6	3	1	.667	197	170
Phil-Pitt.	5	4	1	.556	225	230
Brooklyn	2	8	0	.200	60	234

\*Was defeated NY, 28-0, in divisional playoff.

\*ChB defeated Was, 41-21, for World Championship.

**IN 1943: "Oklahoma" opens on Broadway, beginning a run of 2,377 performances.**

## 1945

Record: 7-3-0, 2nd NFL Western

Date	W/L	Score	Opponent	Att
9/23	W	10-0	at Chicago Cardinals	5,461
10/7	L	21-57	at Green Bay (MI)	20,463
10/14	W	28-24	Philadelphia	22,980
10/21	W	26-0	Chicago Cardinals	32,644
10/28	W	16-10	Chicago Bears	37,620
11/4	W	10-9	at Boston	17,351
11/11	W	35-28	at Chicago Bears	24,798
11/18	L	14-35	at New York	38,215
11/25	L	7-28	Cleveland	40,017
12/2	W	14-3	Green Bay	23,468

Team Statistics	Det	(Avg)	Opp	(Avg)
Total Yards	2485	248.5	2522	252.2
Rushing Yards	857	85.7	912	91.2
Passing Yards	1544	154.4	1615	161.5
Points Scored	195	19.5	194	19.4

### Lions Leaders

Rushing	Bob Westfall	82-234, 6 TD
Passing	Charles Fenerback	45-110, 752 yds, 7 TD, 11 Int
Receiving	John Greene	26-550, 5 TD
Scoring	Bob Westfall	54 pts (9 TD)
Punt Ret.	Dave Ryan	15-1220, 14.7 avg
KO Ret.	Andrew Farkas	6-165, 20





# YEAR-BY-YEAR RESULTS

**Detroitlions.com**  
**Media.Detroitlions.com**

## 1946

Record: 1-10-0, 5th NFL Western

Date	W/L	Score	Opponent	Att
9/30	L	14-34	at Chicago Cardinals	14,667
10/6	L	16-17	at Washington	33,569
10/13	L	14-35	at Chicago Cardinals	21,939
10/20	L	14-35	at Los Angeles	27,928
10/27	L	7-10	at Green Bay (MI)	17,073
11/3	L	20-41	Los Angeles	34,447
11/10	W	27-7	Pittsburgh	13,821
11/17	L	0-9	Green Bay	21,055
11/24	L	6-42	at Chicago Bears	24,270
11/28	L	10-34	Boston	13,010
12/8	L	24-45	Chicago Bears	19,579

Team Statistics	Det	(Avg)	Opp	(Avg)
Total Yards	2244	204.0	3673	333.9
Rushing Yards	420	42.8	1698	154.4
Passing Yards	1774	161.3	1975	179.6
Points Scored	152	13.8	310	28.2

### Lions Leaders

Rushing	Camp Wilson	64-207, 3 TD
Passing	Dave Ryan	73-154, 965 yds, 6 TD, 17 Int
Receiving	John Greene	20-289, 2 TD
Scoring	Bob Clifton	24 pts (4 TD)
Punt Ret.	Dave Ryan	7-57 yards, 8 avg

### NFL Standings

Western Division	W	L	T	Pct	Pts	OP
Chicago Bears	8	2	1	.800	289	193
Los Angeles	6	4	1	.600	277	257
Green Bay	6	5	0	.545	148	158
Chicago Cardinals	6	5	0	.545	260	198
DETROIT	1	10	0	.091	142	310
Eastern Division	W	L	T	Pct	Pts	OP
New York	7	3	1	.700	236	162
Philadelphia	6	5	0	.545	231	220
Washington	5	5	1	.500	171	191
Pittsburgh	5	5	1	.500	136	117
Boston	2	8	1	.200	189	273

ChB defeated NY, 24-14, for World Championship.

**IN 1946: The first meeting of the United Nations General Assembly opens in London.**

## 1948

Record: 2-10-0, 5th NFL Western

Date	W/L	Score	Opponent	Att
9/22	L	7-44	at Los Angeles	12,941
10/3	L	21-33	at Green Bay	21,403
10/10	L	14-17	Boston	18,474
10/17	L	0-28	at Chicago Bears	35,425
10/24	L	27-34	Los Angeles	17,444
10/31	W	24-20	Green Bay	15,045
11/7	L	20-58	at Chicago Cardinals	22,311
11/14	L	21-46	at Washington	32,528
11/21	W	17-14	Pittsburgh	13,646
11/25	L	14-28	Chicago Cardinals	22,098
12/5	L	14-42	Chicago Bears	25,781
12/12	L	21-45	at Philadelphia	15,322

Team Statistics	Det	(Avg)	Opp	(Avg)
Total Yards	3648	304.0	4598	379.8
Rushing Yards	1360	113.3	2382	198.5
Passing Yards	2288	190.7	2176	181.3
Points Scored	200	16.7	407	33.9

### Lions Leaders

Rushing	Camp Wilson	157-612, 2 TD
Passing	Fred Erke	100-221, 1,328 yds, 11 TD, 17 Int
Receiving	Joe Marquici	36-450, 2 TDs
Scoring	Bill Dudley	42 pts (7 TD)
Punt Ret.	Joe Marquici	10-100, 10 avg

### NFL Standings

Western Division	W	L	T	Pct	Pts	OP
Los Angeles	11	1	0	.917	395	226
Chicago Cardinals	10	2	0	.833	375	151
Los Angeles	6	5	1	.545	327	269
DETROIT	3	9	0	.250	154	290
DETROIT	2	5	0	.167	200	407
Eastern Division	W	L	T	Pct	Pts	OP
Philadelphia	9	2	1	.818	376	156
Washington	7	5	0	.583	291	287
New York	4	8	0	.333	297	388
Pittsburgh	4	5	0	.333	200	243
Boston	3	9	0	.250	174	372

Phi defeated Chic, 7-0, for World Championship.

**IN 1948: Citation claims horse racing's Triple Crown, winning the Kentucky Derby, Preakness and Belmont Stakes.**

## 1950

Record: 6-6-0, 4th NFL Western

Date	W/L	Score	Opponent	Att
9/17	W	45-7	at Green Bay	20,285
9/24	W	10-7	Pittsburgh	19,600
9/29	L	21-44	at New York Yanks	11,096
10/8	W	24-7	San Francisco	26,000
10/15	L	28-30	Los Angeles	28,000
10/22	L	27-38	at San Francisco	26,252
10/29	L	24-65	at Los Angeles	21,700
11/5	L	21-35	Chicago Bears	32,000
11/19	W	24-21	Green Bay	18,000
11/23	W	49-14	New York Yanks	28,000
12/3	W	45-21	at Baltimore	12,058
12/10	L	3-6	at Chicago Bears	34,604

Team Statistics	Det	(Avg)	Opp	(Avg)
Total Yards	4298	366.5	3947	328.9
Rushing Yards	1628	135.5	1367	113.9
Passing Yards	2772	231.0	2580	215.0
Points Scored	321	26.8	295	24.6

### Lions Leaders

Rushing	Bob Hoernschemyer	84-471, 1 TD
Passing	Booby Layne	152-336, 3,233 yds, 16 TD, 18 Int
Receiving	Clyde Box	50-1,009, 11 TD
Scoring	Doak Walker	128 pts (11 TD, 8 FG, 38 PAT)

### NFL Standings

Western Division	W	L	T	Pct	Pts	OP
Los Angeles	9	3	0	.750	466	309
Los Angeles	9	3	0	.750	279	207
Green Bay	7	5	0	.583	366	367
DETROIT	6	6	0	.500	321	285
Green Bay	3	9	0	.250	244	406
San Francisco	3	9	0	.250	213	300
Baltimore	1	11	0	.083	213	462
Eastern Division	W	L	T	Pct	Pts	OP
Cleveland	10	2	0	.833	310	144
NY Giants	10	2	0	.833	269	150
Philadelphia	6	6	0	.500	254	141
Pittsburgh	6	6	0	.500	180	195
Chicago Cardinals	5	7	0	.417	233	287
Washington	3	9	0	.250	232	326

Cle defeated LA, 30-28, for World Championship.

**IN 1950: Led by Gen. Douglas MacArthur, United Nations forces assist South Korea after invasion by North Korean Communist troops.**

## 1947

Record: 3-9-0, 5th NFL Western

Date	W/L	Score	Opponent	Att
9/21	L	10-17	at Pittsburgh	34,681
9/28	L	21-45	at Chicago Cardinals	22,245
10/5	W	21-7	at Boston	16,097
10/12	L	13-27	Los Angeles	42,955
10/19	L	24-33	at Chicago Bears	31,960
10/26	L	17-34	at Green Bay	23,100
11/2	W	35-7	New York	28,812
11/9	L	7-17	Chicago Cardinals	25,296
11/16	W	38-21	Washington	17,003
11/23	L	17-28	at Los Angeles	17,693
11/27	L	14-34	Chicago Bears	27,214
12/7	L	14-35	Green Bay	14,055

Team Statistics	Det	(Avg)	Opp	(Avg)
Total Yards	3680	306.7	4421	368.4
Rushing Yards	1234	102.8	1975	164.6
Passing Yards	2446	203.8	2446	203.8
Points Scored	231	19.3	305	25.4

### Lions Leaders

Rushing	Camp Wilson	89-412
Passing	Clyde LeForce	94-175, 1384 yds, 13 TD, 20 Int
Receiving	Bill Dudley	38-621, 5 TD
Scoring	Bill Dudley	66 pts (5 TD)
Punt Ret.	Bill Dudley	11-182, 16.5 avg, 1 TD
KO Ret.	Bill Dudley	15-359, 23.9 avg

### NFL Standings

Western Division	W	L	T	Pct	Pts	OP
Chicago Cardinals	8	3	0	.750	306	231
Chicago Bears	8	4	0	.667	363	241
Green Bay	6	5	1	.545	274	210
Los Angeles	6	6	0	.500	259	214
DETROIT	3	9	0	.250	231	305
Eastern Division	W	L	T	Pct	Pts	OP
Philadelphia	8	4	0	.667	308	242
Pittsburgh	8	4	0	.667	240	259
Boston	4	7	1	.364	168	259
Washington	4	8	0	.333	259	309
New York	2	8	2	.200	190	389

\*Phi defeated Pit, 21-0, in divisional playoff. Chic defeated Phi, 26-21, for World Championship.

**IN 1947: In the first piloted supersonic flight, Capt. Charles E. Yeager flew the X-1 rocket-powered research plane faster than the speed of sound at Muroc (Calif.) Air Force Base.**

## 1949

Record: 4-8-0, 4th NFL Western

Date	W/L	Score	Opponent	Att
9/23	L	24-27	at Los Angeles	17,878
10/3	L	14-22	Philadelphia	20,163
10/10	L	17-44	at Pittsburgh	21,594
10/16	L	10-21	Los Angeles	19,639
10/23	W	24-7	at Chicago Cardinals	19,490
10/30	L	14-16	at Green Bay (MI)	6,177
11/6	L	19-42	Chicago Cardinals	19,465
11/13	L	24-27	at Chicago Bears	32,716
11/20	W	49-21	at NY Giants	14,661
11/24	L	7-28	Chicago Bears	22,912
12/4	W	28-27	New York Bulldogs	11,956
12/11	W	21-7	Green Bay	9,722

Team Statistics	Det	(Avg)	Opp	(Avg)
Total Yards	3672	306.0	3641	303.4
Rushing Yards	1381	115.1	1827	152.3
Passing Yards	2291	190.1	1814	151.2
Points Scored	237	19.8	259	21.6

### Lions Leaders

Rushing	Bill Dudley	125-402, 3 TD
Passing	Frank Trippett	62-145, 833 yds, 9 TD, 14 Int
Receiving	Bob Mann	66-1,014, 4 TD
Scoring	Bill Dudley	81 pts (6 TD, 5 FG, 30 PAT)
Punt Ret.	Willie Triplett	21-282, 13.4 avg, 1 TD

### NFL Standings

Western Division	W	L	T	Pct	Pts	OP
Los Angeles	8	2	2	.800	360	239
Los Angeles	9	3	0	.750	312	218
Chicago Cardinals	6	5	1	.545	360	301
DETROIT	4	8	0	.333	237	259
Green Bay	2	10	0	.167	114	329
Eastern Division	W	L	T	Pct	Pts	OP
Philadelphia	11	1	0	.917	364	234
Pittsburgh	6	5	1	.545	224	213
NY Giants	6	6	0	.500	287	298
Washington	4	7	1	.364	268	339
N.Y. Bulldogs	1	10	1	.091	153	368

Phi defeated LA, 14-0, for World Championship.

**IN 1949: Twelve nations unite to establish North Atlantic Treaty Organization (NATO).**

## 1951

Record: 7-4-1, 2nd NFL Western

Date	W/L	Score	Opponent	Att
9/30	W	35-17	Washington	27,831
10/8	W	37-10	New York Yanks	24,194
10/14	L	21-27	Los Angeles	50,567
10/21	L	24-24	at New York Yanks	21,807
10/28	L	23-28	Chicago Bears	34,778
11/4	W	24-17	at Green Bay	18,185
11/11	W	41-28	at Philadelphia	43,709
11/18	W	28-10	at Philadelphia	25,098
11/22	W	52-35	Green Bay	32,247
12/2	L	10-20	San Francisco	45,757
12/9	W	24-22	at Los Angeles	52,937
12/16	L	17-21	at San Francisco	26,465

Team Statistics	Det	(Avg)	Opp	(Avg)
Total Yards	4341	361.8	4117	343.1
Rushing Yards	1841	153.4	1509	125.8
Passing Yards	2500	208.3	2608	217.3
Points Scored	336	28.0	259	21.6

### Lions Leaders

Rushing	Bob Hoernschemyer	132-678, 2 TD
Passing	Booby Layne	152-342, 2,403 yds, 26 TD, 23 Int
Receiving	Leon Hart	35-544, 12 TDs
Scoring	Doak Walker	97 pts (6 TD, 6 FG, 43 PAT)
Punt Ret.	Jack Christiansen	18-343, 19.1 avg, 4 TD
KO Ret.	Doak Walker	15-408, 27.2



# YEAR-BY-YEAR RESULTS

Detroitlions.com  
Media.Detroitlions.com

## 1952

Record: 9-3-0, 1st NFL Western

Date	W/L	Score	Opponent	Att
9/28	L	3-17	at San Francisco	54,761
10/3	W	17-14	at Los Angeles	42,743
10/12	L	0-28	San Francisco	56,822
10/19	W	24-16	Los Angeles	40,152
10/26	W	52-17	at Green Bay	24,656
11/2	W	17-6	Cleveland	56,029
11/9	W	31-6	at Pittsburgh	26,170
11/16	W	43-13	Dallas	33,304
11/23	L	23-24	at Chicago Bears	37,508
11/27	W	48-24	Green Bay	39,101
12/7	W	45-21	Chicago Bears	50,410
12/13	W	41-6	at Dallas	12,252
<b>Western Division Playoff</b>				
12/21	W	31-12	Los Angeles	47,645
<b>World Championship</b>				
12/28	W	17-7	at Cleveland	50,934

### Usual Starters

#### Offense

LE	80	Cloyce Box
LT	76	Lou Creekmur
LG	62	Jim Martin
C	51	Victor Banonis
RG	63	Dick Stanfel
RT	70	August Cifelli
RE	74	Bob Miller
RB	82	Leon Hart
QB	22	Bobby Layne
LH	23	Jug Girard
FB	37	Doak Walker
DB	14	B. Hoernschemeyer

#### Defense

LE	83	Jim Doran
LT	73	Thurman McGraw
LG	60	Richard Flanagan
C	65	Les Bingham
RG	53	LaVern Torgeson
RT	75	John Prochlik
RE	86	Blaine Earon
RB	25	Jim David
LH	40	Bob Smith
LS	24	Jack Christiansen
RS	44	Don Doll
RS	28	Yale Lary

MVP: Jim Doran

**Pro Bowl:** Cloyce Box (E), Lou Creekmur (T), Don Doll (DB), Pat Harder (RB), Bob Hoernschemeyer (RB), Bobby Layne (QB), Bob Smith (DB)

Team Statistics	Det	(Avg)	Opp	(Avg)
Total Yards	4275	356.3	3566	297.2
Rushing Yards	1780	148.3	1145	95.4
Passing Yards	2495	107.9	2421	201.8
Points Scored	344	28.7	192	16.0

### Lions Leaders

Rushing	Bob Hoernschemeyer	106-457, 4 TD
Passing	Bobby Layne	139-287, 1,999 yds, 19 TD, 20 Int.
Receiving	Cloyce Box	42-924, 15 TD
Scoring	Cloyce Box	90 pts (15 TD)
Punt Ret.	Jack Christiansen	15-322, 21.5 avg, 2 TD
KO Ret.	Jack Christiansen	16-409, 25.6 avg
Punting	Bob Smith	61-2,729 yards, 44.7 avg
Interceptions	Bob Smith	9-184, 1 TD

### NFL Standings

Western Division	W	L	T	Pct	Pts	OP
DETROIT	9	3	0	.750	344	192
Los Angeles	9	3	0	.750	349	234
San Francisco	7	5	0	.583	285	221
Green Bay	6	6	0	.500	295	312
Chicago Bears	5	7	0	.417	245	326
Dallas	1	11	0	.083	182	427
Eastern Division	W	L	T	Pct	Pts	OP
Cleveland	8	4	0	.667	310	213
Philadelphia	7	5	0	.583	234	231
New York	7	5	0	.583	252	271
Pittsburgh	5	7	0	.417	300	273
Chicago Cardinals	4	8	0	.333	172	221
Washington	4	8	0	.333	240	287

\*DET defeated LA, 31-21, for Divisional playoff.

DET defeated Cle, 17-7, for World Championship.

*IN 1952: In England, King George VI dies; his daughter takes the throne as Queen Elizabeth II.*

## 1953

Record: 10-2-0, 1st NFL Western

Date	W/L	Score	Opponent	Att
9/27	W	38-21	Pittsburgh	44,587
10/3	W	27-17	at Baltimore	25,159
10/11	W	24-21	San Francisco	58,079
10/18	L	19-31	Los Angeles	55,772
10/25	W	14-10	at San Francisco	54,662
11/1	L	24-37	at Los Angeles	93,751
11/7	W	17-7	Baltimore	46,208
11/15	W	14-7	at Green Bay	20,934
11/22	W	20-16	at Chicago Bears	36,165
11/26	W	34-15	Green Bay	52,547
12/6	W	13-7	Chicago Bears	58,056
12/13	W	27-16	at New York	28,390
<b>World Championship</b>				
12/27	W	17-16	Cleveland	54,577

### Usual Starters

#### Offense

LE	80	Cloyce Box
LT	76	Lou Creekmur
LG	66	Harley Sewell
C	51	Victor Banonis
RG	50	Charley Ean
RT	63	Dick Stanfel
RE	78	Oliver Spencer
RB	22	August Cifelli
QB	22	Leon Hart
LH	37	Doak Walker
RH	14	B. Hoernschemeyer
FB	26	Gene Gedman
DB	33	Ollie Cline

#### Defense

LE	88	Jim Cain
LT	73	Thurman McGraw
LG	65	Les Bingham
RG	75	John Prochlik
RE	86	Blaine Earon
LLB	60	Richard Flanagan
RLB	53	LaVern Torgeson
LH	25	Jim David
RH	40	Bob Smith
LS	44	Don Doll
RS	28	Yale Lary

MVP: Dick Stanfel

**Pro Bowl:** Les Bingham (C), Jack Christiansen (DB), Lou Creekmur (T), Yale Lary (DB), Bobby Layne (QB), Dick Stanfel (G), Doak Walker (RB)

Team Statistics	Det	(Avg)	Opp	(Avg)
Total Yards	4121	343.4	3742	311.8
Rushing Yards	1812	151.0	1580	131.7
Passing Yards	2309	192.4	2162	180.2
Points Scored	271	22.6	205	17.1

### Lions Leaders

Rushing	Bob Hoernschemeyer	101-482, 7 TD
Passing	Bobby Layne	125-273, 2,088 yds, 16 TD, 21 Int.
Receiving	Doak Walker	30-502, 3 TD
Scoring	Doak Walker	93 pts (5 TD, 12 FG, 27 PAT)
Punt Ret.	Yale Lary	13-115 yards, 8.8 avg, 1 TD
KO Ret.	Jack Christiansen	10-183, 18.3 avg
Punting	Bob Smith	40-1,647, 41.2 avg
Interceptions	Jack Christiansen	12-238, 1 TD

### NFL Standings

Western Division	W	L	T	Pct	Pts	OP
DETROIT	10	2	0	.833	271	205
San Francisco	9	3	0	.750	372	237
Los Angeles	8	3	1	.727	366	236
Chicago Bears	3	8	1	.273	218	262
Baltimore	3	9	0	.250	182	350
Green Bay	2	9	1	.182	200	338
Eastern Division	W	L	T	Pct	Pts	OP
Cleveland	11	1	0	.917	348	162
Philadelphia	7	4	1	.636	352	215
Washington	6	5	1	.545	208	215
Pittsburgh	6	6	0	.500	211	263
New York	3	9	0	.250	179	277
Chicago Cardinals	1	10	1	.091	190	337

DET defeated Cle, 17-16, for World Championship.

*IN 1953: Julius and Ethel Rosenberg, convicted of passing atomic secrets to the Russians, are executed in Sing Sing prison.*

## 1954

Record: 9-2-1, 1st NFL Western

Date	W/L	Score	Opponent	Att
9/26	W	48-23	Chicago Bears	52,343
10/10	W	21-3	Los Angeles	56,523
10/16	W	35-0	Baltimore	48,272
10/24	L	31-37	at San Francisco	60,500
10/31	W	27-24	at Los Angeles	74,342
11/6	W	27-3	at Baltimore	25,287
11/14	W	48-7	San Francisco	58,431
11/21	W	21-17	at Green Bay	27,787
11/25	W	28-24	Green Bay	55,532
12/5	T	13-13	Philadelphia	54,939
12/12	L	24-28	at Chicago Bears	37,240
12/19	W	16-10	at Cleveland	34,166
<b>World Championship</b>				
12/26	L	10-56	at Cleveland	43,827

### Usual Starters

#### Offense

LE	84	Dome Dibble
LT	72	Floyd Jaszewski
LG	76	Lou Creekmur
C	53	LaVern Torgeson
RG	64	Dan Rogas
RT	70	August Cifelli
RE	82	Leon Hart
QB	22	Bobby Layne
LH	37	Doak Walker
RH	14	B. Hoernschemeyer
FB	34	Pat Harder
DB	83	Jim Doran
LE	73	Thurman McGraw
LT	72	Floyd Jaszewski
MG	63	Robert Monsen
RT	75	John Prochlik
RE	85	Ed Barrang
LB	84	Dome Dibble
LB	40	Bob Smith
LB	60	Richard Flanagan
LB	53	LaVern Torgeson
S	44	Don Doll
S	19	Jack Christiansen

#### Defense

LE	83	Jim Doran
LT	73	Thurman McGraw
LG	63	Robert Monsen
RT	75	John Prochlik
RE	85	Ed Barrang
LB	84	Dome Dibble
LB	40	Bob Smith
LB	60	Richard Flanagan
LB	53	LaVern Torgeson
S	44	Don Doll
S	19	Jack Christiansen

MVP: Bobby Layne

**Pro Bowl:** Jack Christiansen (DB), Lou Creekmur (T), Jim David (DB), Joe Schmidt (LB), Bill Sits (DB), LaVern Torgeson (C), Doak Walker (RB)

Team Statistics	Det	(Avg)	Opp	(Avg)
Total Yards	4580	381.7	3910	325.3
Rushing Yards	1608	134.0	1520	126.7
Passing Yards	2972	247.7	2390	199.2
Points Scored	337	28.1	189	15.8

### Lions Leaders

Rushing	Low Carpenter	104-476, 3 TD
Passing	Bobby Layne	135-246, 1,818 yds, 14 TD, 12 Int
Receiving	Dome Dibble	46-768, 6 TD
Scoring	Doak Walker	106 pts (5 TD, 11 FG, 43 PAT)
Punt Ret.	Jack Christiansen	23-225, 9.8 avg, 1 TD
KO Ret.	Jug Girard	12-248, 20.7 avg
Punting	Jug Girard	63-2,585, 41.0 avg
Interceptions	Jack Christiansen	8-84, 1 TD

### NFL Standings

Western Division	W	L	T	Pct	Pts	OP
DETROIT	9	2	1	.818	337	189
Chicago Bears	8	4	0	.667	301	279
San Francisco	7	4	1	.636	313	251
Los Angeles	6	5	1	.545	314	285
Green Bay	4	8	0	.333	234	251
Baltimore	3	9	0	.250	131	279
Eastern Division	W	L	T	Pct	Pts	OP
Cleveland	9	3	0	.750	356	162
Philadelphia	7	4	1	.636	284	230
New York	7	5	0	.583	293	184
Pittsburgh	5	7	0	.417	219	263
Washington	3	9	0	.250	207	432
Chicago Cardinals	2	10	0	.167	183	347

Cle defeated DET, 56-10, for World Championship.

*IN 1954: Dr. Jonas Salk begins inoculating children against polio.*



# YEAR-BY-YEAR RESULTS

Detroitlions.com  
Media.Detroitlions.com

## 1955

Record: 3-9-0, 6th NFL Western

Date	W/L	Score	Opponent
9/25	L	17-20	at Green Bay
10/1	L	13-28	at Baltimore
10/9	L	10-17	Los Angeles
10/16	L	24-27	San Francisco
10/23	L	13-24	at Los Angeles
10/30	L	21-38	at San Francisco
11/5	W	24-14	Baltimore
11/13	W	31-28	at Pittsburgh
11/20	L	14-24	Chicago Bears
11/24	W	24-10	Green Bay
12/4	L	20-21	at Chicago Bears
12/11	L	19-24	New York

### Usual Starters

#### Offense

LE	80	Cloyce Box
LT	76	Lou Creekmur
LG	62	Jim Martin
C	51	Victor Banonis
RG	63	Dick Stanfel
RT	70	August Cifelli
RE	74	Bob Miller
RE	82	Leon Hart
QB	22	Bobby Layne
LH	23	Jug Girard
RH	37	Doak Walker
RH	14	B. Hoernschmeyer

#### Defense

LE	83	Jim Doran
LT	73	Thurman McGraw
LG	60	Richard Flanagan
C	65	Les Bingham
RG	53	LaVern Tongeson
RT	75	John Phikik
RE	86	Blaine Eason
LH	25	Jim David
RH	40	Bob Smith
LS	24	Jack Christiansen
RS	44	Don Doll
RS	28	Yale Lary

MVP: Joe Schmidt

Pro Bowl: Jack Christiansen, (DB), Lou Creekmur (T), Jim David (DB),

Joe Schmidt (LB), Doak Walker (RB)

### Team Statistics

	Det	(Avg)	Opp	(Avg)
Total Yards	3867	323.9	4015	334.6
Rushing Yards	1477	123.1	-	-
Passing Yards	2410	200.8	-	-
Points Scored	230	19.2	275	22.9

### Lions Leaders

Rushing	Low Carpenter	137-543, 6 TD
Passing	Bobby Layne	143-270, 1,830 yds, 11 TD, 17 Int
Receiving	Dave Middleton	44-663, 3 TD
Scoring	Doak Walker	96 pts (7 TD, 9 FG, 27 PAT)
Punt Ret.	Lee Riley	14-107, 7.8 avg
KO Ret.	Dave Middleton	11-188, 17.1 avg
Punting	Jug Girard	56-2,310, 41.3 avg
Interceptions	Jack Christiansen	3-49
	Jim David	3-44
	Bill Stits	3-7

### NFL Standings

Western Division	W	L	T	Pct	Pts	OP
Los Angeles	8	3	1	.727	260	231
Chicago Bears	8	4	0	.667	294	251
Green Bay	6	6	0	.500	258	276
Baltimore	5	6	1	.455	214	239
San Francisco	4	8	0	.333	216	298
DETROIT	3	9	0	.250	230	275
Eastern Division	W	L	T	Pct	Pts	OP
Cleveland	9	2	1	.818	349	218
Washington	8	4	0	.667	246	222
New York	6	5	1	.545	267	223
Philadelphia	4	7	1	.364	224	252
Chicago Cardinals	4	7	1	.364	248	231
Pittsburgh	4	8	0	.333	195	285

Cle defeated LA, 36-14, for World Championship.

IN 1955: Lt. John Conroy makes the first same-day transcontinental trip, flying from L.A. to New York - and back - in 11 hours, 31 minutes.

## 1956

Record: 9-3-0, 2nd NFL Western

Date	W/L	Score	Opponent
9/30	W	20-16	at Green Bay
10/6	W	31-14	at Baltimore
10/14	W	24-21	Los Angeles
10/21	W	20-17	San Francisco
10/28	W	16-7	at Los Angeles
11/4	W	17-13	at San Francisco
11/11	L	17-18	at Washington
11/18	W	27-3	Baltimore
11/22	L	20-24	Green Bay
12/2	W	42-10	Chicago Bears
12/9	W	45-7	Pittsburgh
12/16	L	21-38	at Chicago Bears

### Usual Starters

#### Offense

LE	87	Dome Dibble
LT	76	Lou Creekmur
LG	66	Harley Sewell
C	50	Charley Ane
RG	60	Jim Salsbury
RT	75	Oliver Spencer
RE	84	Dave Middleton
QB	22	Bobby Layne
LH	83	Jim Doran
RH	82	Leon Hart
FB	40	Howard Cassidy
FB	26	Gene Gedman

#### Defense

LE	78	Darris McCord
LT	70	Ray Krouse
RT	74	Bob Miller
RE	72	Gil Mains
LLB	85	Sonny Gandee
MLB	56	Joe Schmidt
RLB	86	Bob Long
LH	25	Jim David
RH	21	Carl Karliwicz
LS	24	Jack Christiansen
RS	28	Yale Lary

MVP: Bobby Layne

Pro Bowl: Charley Ane (T), Jack Christiansen, (DB), Lou Creekmur (T),

Jim David (DB), Yale Lary (DB), Bobby Layne (QB), Joe Schmidt (LB)

### Team Statistics

	Det	(Avg)	Opp	(Avg)
Total Yards	4206	350.5	3408	284.0
Rushing Yards	2011	167.6	-	-
Passing Yards	2195	182.9	-	-
Points Scored	300	25.0	188	15.7

### Lions Leaders

Rushing	Gene Gedman	135-479, 7 TD
Passing	Bobby Layne	129-244, 1,909 yds, 9 TD, 17 Int
Receiving	Dave Middleton	39-606, 5 TD
Scoring	Bobby Layne	99 pts (5 TD, 12 FG, 33 PAT)
Punt Ret.	Howard Cassidy	13-83 yds, 6.4 avg
KO Ret.	Howard Cassidy	16-382, 23.9 avg
Punting	Yale Lary	42-1,696, 40.4 avg
Interceptions	Yale Lary	8-182, 1 TD

### NFL Standings

Western Division	W	L	T	Pct	Pts	OP
Chicago Bears	9	2	1	.818	363	246
DETROIT	9	3	0	.750	300	188
San Francisco	5	6	1	.455	233	284
Baltimore	5	7	0	.417	270	322
Green Bay	4	8	0	.333	264	342
Los Angeles	4	8	0	.333	291	307
Eastern Division	W	L	T	Pct	Pts	OP
New York	8	3	1	.727	264	197
Chicago Cardinals	7	5	0	.583	240	182
Washington	6	6	0	.500	183	225
Cleveland	5	7	0	.417	167	177
Pittsburgh	5	7	0	.417	217	250
Philadelphia	3	8	1	.273	143	215

NY defeated ChiB, 47-7, for World Championship.

IN 1956: President Dwight D. Eisenhower wins re-election over Adlai Stevenson.

## 1957

Record: 8-4-0, 1st NFL Western

Date	W/L	Score	Opponent	Att
9/29	L	14-34	at Baltimore	24,668
10/6	W	24-14	at Green Bay	42,622
10/13	W	19-7	Los Angeles	56,281
10/20	W	31-27	Baltimore	55,662
10/27	L	17-35	at Los Angeles	76,758
11/3	L	31-35	at San Francisco	46,708
11/10	W	27-16	at Philadelphia	28,003
11/17	W	31-10	San Francisco	55,798
11/24	L	7-27	Chicago Bears	54,087
11/28	W	18-6	Green Bay	57,024
12/8	W	20-7	Cleveland	52,124
12/15	W	21-13	at Chicago Bears	49,086

### Western Division Playoff

12/22	W	31-27	at San Francisco	60,118
-------	---	-------	------------------	--------

### World Championship

12/29	W	59-14	Cleveland	55,263
-------	---	-------	-----------	--------

### Usual Starters

#### Offense

LE	83	Jim Doran
LT	76	Lou Creekmur
LG	66	Harley Sewell
C	52	Frank Gatski
RG	75	John Gordy
RT	50	Charley Ane
RE	88	Steve Junker
QB	22	Bobby Layne
LH	26	Gene Gedman
RH	40	Howard Cassidy
FB	35	John H. Johnson

#### Defense

LE	79	Gerald Perry
LT	78	Darris McCord
RT	72	Gil Mains
RE	85	Gene Cronin
LLB	47	Jim Martin
MLB	56	Joe Schmidt
RLB	57	Roger Zatkoff
LH	25	Jim David
RH	41	Terry Barr
LS	24	Jack Christiansen
RS	28	Yale Lary

MVP: Joe Schmidt

Pro Bowl: Jack Christiansen, (DB), Lou Creekmur (T), Jim David (DB),

Yale Lary (DB), Darris McCord (T), Joe Schmidt (LB), Harley Sewell (G)

### Team Statistics

	Det	(Avg)	Opp	(Avg)
Total Yards	3840	320.0	3365	280.4
Rushing Yards	1811	150.9	-	-
Passing Yards	2029	169.1	-	-
Points Scored	251	20.9	231	19.3

### Lions Leaders

Rushing	John Henry Johnson	129-621, 5 TD
Passing	Bobby Layne	87-179, 1,169 yds, 6 TD, 12 Int
Receiving	Jim Doran	33-624, 5 TD
Scoring	Bobby Layne	43 pts (6 FG, 25 PAT)
Punt Ret.	Yale Lary	25-139 yds, 5.6 avg
KO Ret.	Howard Cassidy	25-139 yds, 5.6 avg
Punting	Yale Lary	54-2,156, 39.9 avg
Interceptions	Jack Christiansen	10-137 yds, 1 TD

### NFL Standings

Western Division	W	L	T	Pct	Pts	OP
DETROIT	8	4	0	.667	251	231
San Francisco	8	4	0	.667	260	264
Baltimore	7	5	0	.583	303	235
Los Angeles	6	6	0	.500	307	278
Chicago Bears	5	7	0	.417	203	211
Green Bay	3	9	0	.250	218	311
Eastern Division	W	L	T	Pct	Pts	OP
Cleveland	9	2	1	.818	269	172
New York	7	5	0	.583	254	211
Pittsburgh	6	6	0	.500	161	178
Washington	5	6	1	.455	251	230
Philadelphia	4	8	0	.333	173	230
Chicago Cardinals	3	9	0	.250	200	299

\*DET defeated SF, 31-27, in divisional playoff.

DET defeated Cle, 59-14, for World Championship.

IN 1957: President Eisenhower sends troops to Little Rock, Ark., to quell mob and protect school integration.



# YEAR-BY-YEAR RESULTS

Detroitlions.com  
Media.Detroitlions.com

## 1958

Record: 4-7-1, 5th NFL Western

Date	W/L	Score	Opponent	Att
9/28	L	15-28	at Baltimore	48,377
10/5	T	13-13	at Green Bay	32,035
10/12	L	28-42	Los Angeles	55,648
10/19	L	14-40	Baltimore	55,190
10/26	W	41-24	at Los Angeles	81,703
11/2	L	21-24	at San Francisco	59,213
11/9	W	30-10	at Cleveland	75,363
11/16	W	35-21	San Francisco	54,523
11/23	L	7-20	Chicago Bears	55,280
11/27	W	24-14	Green Bay	50,971
12/7	L	17-19	New York	50,115
12/14	L	16-21	at Chicago Bears	38,346

### Usual Starters

#### Offense

LE	83	Jim Doran
LT	76	Lou Creelmer
LG	66	Harley Sewell
C	50	Charley Ane
RG	67	Stan Campbell
RT	73	Ken Russell
RE	84	Dave Middleton
QB	18	Tobin Rote
LH	34	Ken Webb
RH	40	Howard Cassidy
FB	35	John H. Johnson

#### Defense

LE	78	Darris McCord
LT	71	Alex Karras
RT	72	Gil Mains
RE	85	Gene Cronin
LLB	86	Bob Long
MLB	56	Joe Schmidt
RLB	57	Roger Zatkoff
LH	25	Jim David
RH	41	Terry Barr
LS	43	Gary Lowe
RS	28	Yale Lary

MVP: Joe Schmidt

Pro Bowl: Charley Ane (C), Jim David (DB), Yale Lary (DB), Joe Schmidt (LB), Harley Sewell (G)

Team Statistics	Det	(Avg)	Opp	(Avg)
Total Yards	3239	269.9	3637	319.8
Rushing Yards	1360	113.3	-	-
Passing Yards	1869	155.8	-	-
Points Scored	261	21.8	276	23.0

### Lions Leaders

Rushing	Tobin Rote	77-351, 3 TD
Passing	Tobin Rote	118-257, 1,678 yds, 14 TD, 10 Int
Receiving	Dave Middleton	29-506, 3 TD
Scoring	Jim Martin	49 pts (7 FG, 28 PAT)
Punt Ret.	Yale Lary	27-196, 7.3 avg, 1 TD
KO Ret.	Ken Webb	7-154, 22.0 avg
Punting	Yale Lary	59-2,524, 42.8 avg
Interceptions	Joe Schmidt	6-69

### NFL Standings

Western Division	W	L	T	Pct.	Pts.	OP
Baltimore	9	3	0	.750	381	203
Chicago Bears	8	4	0	.667	288	230
Los Angeles	8	4	0	.667	344	278
San Francisco	6	6	0	.500	257	324
DETROIT	4	7	1	.364	261	276
Green Bay	1	10	1	.091	193	382

### Eastern Division

Western Division	W	L	T	Pct.	Pts.	OP
New York	9	3	0	.750	246	183
Cleveland	9	3	0	.750	302	217
Pittsburgh	7	4	1	.636	261	230
Washington	4	7	1	.364	214	268
Chicago Cardinals	2	9	1	.182	261	356
Philadelphia	2	9	1	.182	235	306

\*NY defeated Cle, 10-0, in divisional playoff.

Bal defeated NY, 23-17, for World Championship. (Sudden Death 8:15)

IN 1958: Army's Jupiter-C rocket fires first U.S. earth satellite, Explorer I, into orbit.

## 1959

Record: 3-8-1, 5th NFL Western

Date	W/L	Score	Opponent	Att
9/27	L	9-21	at Baltimore	55,588
10/4	L	10-28	at Green Bay	32,150
10/11	L	24-31	Baltimore	54,187
10/18	L	13-34	San Francisco	52,585
10/25	W	17-7	at Los Angeles	74,288
11/1	L	7-33	at San Francisco	59,064
11/8	T	10-10	at Pittsburgh	24,614
11/15	W	23-17	Los Angeles	52,217
11/22	L	14-24	Chicago Bears	54,059
11/26	L	17-24	Green Bay	49,221
12/6	W	45-21	Chicago Cardinals	45,811
12/13	L	14-25	at Chicago Bears	40,890

### Usual Starters

#### Offense

LE	84	Dave Middleton
LT	76	Lou Creelmer
LG	66	Harley Sewell
C	50	Charley Ane
RG	75	John Gordy
RT	73	Ollie Spencer
RE	80	Jim Gibbons
QB	14	Earl Morrall
LH	41	Terry Barr
RH	40	Howard Cassidy
FB	35	John H. Johnson

#### Defense

LE	78	Darris McCord
LT	71	Alex Karras
RT	72	Gil Mains
RE	53	Bill Glass
LLB	86	Bob Long
MLB	56	Joe Schmidt
RLB	47	Jim Martin
LH	25	Jim David
RH	28	Yale Lary
LS	43	Gary Lowe
RS	23	Dave Whitsett

MVP: Jim Martin

Pro Bowl: Jim David (DB), Yale Lary (DB), Joe Schmidt (LB), Harley Sewell (G)

Team Statistics	Det	(Avg)	Opp	(Avg)
Total Yards	3455	288.0	3656	304.7
Rushing Yards	1792	149.3	-	-
Passing Yards	2131	177.6	-	-
Points Scored	203	16.9	275	22.9

### Lions Leaders

Rushing	Nick Pietrosante	76-447, 3 TD
Passing	Earl Morrall	65-137, 1,102 yds, 5 TD, 6 Int
Receiving	Jim Gibbons	31-431, 1 TD
Scoring	Howard Cassidy	30 pts (5 TD)
Punt Ret.	Terry Barr	16-102, 6.4 avg
KO Ret.	Ken Webb	16-352, 22.0 avg
Punting	Yale Lary	45-2,121, 47.1 avg
Interceptions	Gary Lowe	5-130

### NFL Standings

Western Division	W	L	T	Pct.	Pts.	OP
Baltimore	9	3	0	.750	374	251
Chicago Bears	8	4	0	.667	252	196
Green Bay	7	5	0	.583	248	246
San Francisco	7	5	0	.583	255	237
DETROIT	3	8	1	.273	203	275
Los Angeles	2	1	0	.167	242	315

### Eastern Division

Western Division	W	L	T	Pct.	Pts.	OP
New York	10	2	0	.833	284	170
Cleveland	7	5	0	.583	270	214
Philadelphia	7	5	0	.583	268	278
Pittsburgh	6	5	1	.545	257	216
Washington	3	9	0	.250	185	350
Chicago Cardinals	2	10	0	.167	234	324

Bal defeated NY, 31-16, for World Championship.

IN 1959: St. Lawrence Seaway opens, allowing ocean ships to reach the Midwest from the Atlantic Ocean.

## 1960

Record: 7-5-0, 2nd NFL Western

Date	W/L	Score	Opponent	Att
9/28	L	9-28	at Green Bay	32,150
10/4	L	10-14	San Francisco	49,825
10/11	L	10-28	at Philadelphia	38,065
10/18	W	30-17	Baltimore	53,854
10/25	L	35-48	at Los Angeles	53,295
11/6	W	24-0	at San Francisco	48,447
11/13	W	12-10	Los Angeles	54,019
11/20	L	7-28	at Chicago	46,267
11/24	W	23-10	Green Bay	54,123
12/4	W	20-15	at Baltimore	57,808
12/11	W	23-14	Dallas	43,272
12/18	W	36-0	Chicago	51,017

### Runner-Up

1/7	W	17-16	at Cleveland	34,981
-----	---	-------	--------------	--------

### Usual Starters

#### Offense

LE	89	Gail Cogdill
LT	73	Oliver Spencer
LG	66	Harley Sewell
C	50	Bob Scholtz
RG	75	John Gordy
RT	70	Willie McClung
RE	80	Jim Gibbons
QB	15	Jim Ninowski
LH	45	Dan Lewis
RH	40	Howard Cassidy
FB	33	Nick Pietrosante

#### Defense

LE	78	Darris McCord
LT	71	Alex Karras
RT	76	Roger Brown
RE	53	Bill Glass
LLB	57	C. Brettschneider
MLB	56	Joe Schmidt
RLB	55	Wayne Walker
LH	81	Dick Lane
RH	24	Dick LeBeau
LS	43	Gary Lowe
RS	28	Yale Lary

MVP: Nick Pietrosante

Pro Bowl: Gail Cogdill (E), Jim Gibbons (E), Alex Karras (T), Dick Lane (DB), Yale Lary (DB), Nick Pietrosante (RB), Joe Schmidt (LB)

Team Statistics	Det	(Avg)	Opp	(Avg)
Total Yards	3392	282.7	3397	283.0
Rushing Yards	1714	142.8	1348	112.3
Passing Yards	1678	139.8	2049	170.8
Points Scored	235	19.6	212	17.7

### Lions Leaders

Rushing	Nick Pietrosante	161-872, 8 TD
Passing	Jim Ninowski	134-283, 1,599 yds, 2 TD, 18 Int
Receiving	Jim Gibbons	51-604, 2 TD
Scoring	Jim Martin	65 pts (13 FG, 26 PAT)
Punt Ret.	Terry Barr	14-104, 7.4 avg
KO Ret.	Jim Steffen	8-225, 28.1 avg
Punting	Yale Lary	64-2,802, 43.8 avg
Interceptions	Dick Lane	5-102, 1 TD

### NFL Standings

Western Division	W	L	T	Pct.	Pts.	OP
Green Bay	8	4	0	.667	332	209
DETROIT	7	5	0	.583	235	212
San Francisco	7	5	0	.583	208	205
Baltimore	6	6	0	.500	288	234
Chicago	5	6	1	.455	194	299
Los Angeles	4	7	1	.364	265	297
Dallas	0	11	1	.000	177	369

### Eastern Division

Western Division	W	L	T	Pct.	Pts.	OP
Philadelphia	10	2	0	.833	321	246
Cleveland	8	3	1	.727	362	217
New York	6	4	2	.600	271	261
St. Louis	1	6	5	.143	288	230
Pittsburgh	5	6	1	.455	240	275
Washington	1	9	2	.100	178	309

Phi defeated GB, 17-13, for World Championship.

IN 1960: With a plurality of only 118,574 votes, John F. Kennedy edges Richard Nixon in presidential election.



# YEAR-BY-YEAR RESULTS

Detroitlions.com  
Media.Detroitlions.com

## 1961

Record: 8-5-1, 2nd NFL Western

Date	W/L	Score	Opponent	Att
9/17	W	17-13	at Green Bay	32,150
9/24	L	16-13	at Baltimore	49,825
10/1	L	0-49	San Francisco	38,063
10/8	W	17-31	Chicago	53,854
10/15	L	14-13	Los Angeles	53,295
10/22	W	16-17	Baltimore	48,447
10/29	W	28-10	at Los Angeles	54,019
11/5	T	20-20	at San Francisco	46,267
11/12	W	45-14	at St. Louis	54,123
11/19	W	37-10	at Minnesota	57,808
11/23	W	9-17	Green Bay	43,272
12/3	W	16-15	at Chicago	51,017
12/10	W	13-7	Minnesota	42,625
12/17	L	24-27	Philadelphia	44,231

Runner-Up  
1/6 W 38-16 Philadelphia (at Miami)

### Usual Starters

#### Offense

LE	89	Gail Cogdill
LT	79	John Gonzaga
LG	66	Harley Sewell
C	50	Bob Scholtz
RG	75	John Gordy
RT	77	Dan LaRose
RE	80	Jim Gibbons
QB	14	Earl Morrall
LH	45	Dan Lewis
RH	41	Terry Barr
FB	33	Nick Pietrosante

#### Defense

LE	78	Darris McCord
LT	71	Alex Karras
RT	76	Roger Brown
RE	53	Bill Glass
LLB	57	Carl Brettschneider
MLB	56	Joe Schmidt
RLB	55	Wayne Walker
LH	81	Dick Lane
RH	21	Bruce Maher
LS	43	Gary Lowe
RS	28	Yale Lary

MVP: Joe Schmidt

Pro Bowl: Jim Gibbons (E), Alex Karras (T), Dick Lane (DB), Yale Lary (DB), Jim Martin (G), Nick Pietrosante (RB), Joe Schmidt (LB)

### Team Statistics

	Det	(Avg)	Opp	(Avg)
Total Yards	4412	315.1	3938	281.3
Rushing Yards	1868	133.4	1520	108.6
Passing Yards	2544	181.7	2418	172.7
Points Scored	270	19.3	258	18.4

### Lions Leaders

Rushing	Nick Pietrosante	201-841, 5 TD
Passing	Jim Martin	117-247, 1,921 yards, 7 TD, 18 Int
Receiving	Gail Cogdill	45-956, 6 TD
Scoring	Jim Martin	70 pts (15 FG, 25 PAT)
Punt Ret.	Howard Cassidy	16-159, 9 avg
KO Ret.	Pat Studstill	16-448, 28.1 avg, 1 TD
Punting	Yale Lary	52-2,519, 48.4 avg
Interceptions	Yale Lary	6-95
	Dick Lane	6-73

### NFL Standings

Western Division	W	L	T	Pct.	Pts.	OP
Green Bay	11	3	0	.786	391	223
Detroit	8	5	1	.615	270	258
Baltimore	8	6	0	.571	302	307
Chicago	8	6	0	.571	326	302
San Francisco	7	6	1	.538	346	272
Los Angeles	4	10	0	.286	263	333
Minnesota	3	11	0	.214	285	407

### Eastern Division

	W	L	T	Pct.	Pts.	OP
New York	10	3	1	.769	368	220
Philadelphia	10	4	0	.714	361	297
Cleveland	8	5	1	.615	319	270
St. Louis	7	7	0	.500	279	267
Pittsburgh	6	8	0	.429	295	287
Dallas	4	9	1	.308	236	380
Washington	1	12	1	.077	174	392

GB defeated NY, 37-0, for World Championship.

IN 1961: East Germans erect Berlin Wall to halt flood of refugees.

## 1962

Record: 11-3-0, 2nd NFL Western

Date	W/L	Score	Opponent	Att
9/16	W	45-7	Pittsburgh	46,641
9/23	W	45-24	San Francisco	51,032
9/30	W	29-20	at Baltimore	57,966
10/7	L	7-9	at Green Bay	38,669
10/14	W	13-10	Los Angeles	53,714
10/21	L	14-17	at New York	62,856
10/28	W	11-3	Chicago	53,342
11/4	W	12-3	at Los Angeles	44,241
11/11	W	38-24	at San Francisco	43,449
11/18	W	17-6	at Minnesota	31,257
11/22	W	26-14	Green Bay	57,598
11/29	W	21-16	Baltimore	53,012
12/6	W	37-23	Minnesota	42,256
12/16	L	0-3	at Chicago	44,948

Runner-Up  
1/6 W 17-10 at Pittsburgh

### Usual Starters

#### Offense

LE	89	Gail Cogdill
LT	79	John Gonzaga
LG	66	Harley Sewell
C	71	Bob Whitlow
RG	75	John Gordy
RT	77	Dan LaRose
RE	80	Jim Gibbons
QB	16	Milt Plum
LH	45	Dan Lewis
RH	25	Pat Studstill
FB	33	Nick Pietrosante

#### Defense

LE	78	Darris McCord
LT	71	Alex Karras
RT	76	Roger Brown
RE	88	Sam Williams
LLB	57	Carl Brettschneider
MLB	56	Joe Schmidt
RLB	55	Wayne Walker
LH	81	Dick Lane
RH	44	Dick LeBeau
LS	43	Gary Lowe
RS	28	Yale Lary

MVP: Gail Cogdill

Pro Bowl: Roger Brown (T), Gail Cogdill (E), Alex Karras (T), Dick Lane (DB), Yale Lary (DB), Joe Schmidt (LB), Harley Sewell (G)

### Team Statistics

	Det	(Avg)	Opp	(Avg)
Total Yards	4503	321.6	3217	229.8
Rushing Yards	1922	137.3	1231	87.9
Passing Yards	2581	184.4	1986	141.9
Points Scored	315	22.5	177	12.6

### Lions Leaders

Rushing	Dan Lewis	120-488, 6 TD
Passing	Milt Plum	179-325, 2,378 yds, 15 TD, 20 Int
Receiving	Gail Cogdill	53-981, 7 TD
Scoring	Wayne Walker	64 pts (9 FG, 37 PAT)
Punt Ret.	Pat Studstill	29-457, 15.8 avg
KO Ret.	Tommy Watkins	17-452, 26.6 avg
Punting	Yale Lary	52-2,354, 45.3 avg
Interceptions	Yale Lary	8-51

### NFL Standings

Western Division	W	L	T	Pct.	Pts.	OP
Green Bay	13	1	0	.929	415	148
Detroit	11	3	0	.786	315	177
Chicago	9	5	0	.643	321	287
Baltimore	7	7	0	.500	293	288
San Francisco	6	8	0	.429	282	331
Minnesota	2	11	1	.154	254	410
Los Angeles	1	12	1	.077	220	334

### Eastern Division

	W	L	T	Pct.	Pts.	OP
New York	12	2	0	.857	388	283
Pittsburgh	9	5	0	.643	312	363
Cleveland	7	6	1	.538	291	257
Washington	5	7	2	.417	305	376
Dallas	5	8	1	.385	398	402
St. Louis	4	9	1	.308	287	361
Philadelphia	3	10	1	.231	282	356

GB defeated NY, 16-7, for World Championship.

IN 1962: Lt. Col. John Glenn becomes first American to orbit the Earth.

## 1963

Record: 5-8-1, 4th NFL Western

Date	W/L	Score	Opponent	Att
9/14	W	23-2	at Los Angeles	49,342
9/22	L	10-31	at Green Bay (MI)	45,912
9/29	L	21-37	Chicago	55,400
10/6	W	26-3	San Francisco	44,088
10/13	L	14-17	at Dallas	27,264
10/20	L	21-25	Baltimore	51,901
10/27	W	28-10	Minnesota	44,508
11/3	W	45-2	at San Francisco	33,511
11/10	L	21-24	at Baltimore	59,758
11/17	L	21-28	Los Angeles	44,951
11/24	L	31-34	at Minnesota	28,763
12/1	W	13-13	Green Bay	54,016
12/8	W	38-10	Cleveland	51,382
12/15	L	14-24	at Chicago	45,317

Usual Starters

#### Offense

LE	89	Gail Cogdill
LT	70	Daryl Sanders
LG	79	John Gonzaga
C	51	Bob Whitlow
RG	75	John Gordy
RT	61	Ludwig Reberg
RE	80	Jim Gibbons
QB	14	Earl Morrall
LH	23	Tommy Watkins
RH	41	Terry Barr
FB	45	Dan Lewis

#### Defense

LE	78	Darris McCord
LT	72	Floyd Peters
RT	76	Roger Brown
RE	88	Sam Williams
MLB	54	Max Messner
RLB	55	Dennis Gauzatt
LH	81	Wayne Walker
RH	44	Dick LeBeau
LS	21	Bruce Maher
RS	86	Tom Hall

MVP: Earl Morrall

Pro Bowl: Terry Barr (E), Roger Brown (T), Gail Cogdill (E), John Gordy (G), Wayne Walker (LB)

### Team Statistics

	Det	(Avg)	Opp	(Avg)
Total Yards	4324	308.9	3761	268.6
Rushing Yards	1601	114.4	1564	111.7
Passing Yards	2723	194.5	2197	156.9
Points Scored	326	23.3	285	18.9

### Lions Leaders

Rushing	Dan Lewis	133-528, 2 TD
Passing	Earl Morrall	174-328, 2,621 yds, 24 TD, 14 Int
Receiving	Terry Barr	66-1086, 13 TD
Scoring	Terry Barr	78 pts (13 TD)
Punt Ret.	Tommy Watkins	32-399, 12.5 avg, 1 TD
KO Ret.	Tommy Watkins	21-447, 21.3 avg
Punting	Yale Lary	35-1,713, 48.9 avg
Interceptions	Dick LeBeau	5-158, 31.6 avg
	Dick Lane	5-70

### NFL Standings

Western Division	W	L	T	Pct.	Pts.	OP
Chicago	11	1	2	.917	301	144
Green Bay	11	2	1	.846	389	206
Baltimore	8	6	0	.571	315	285
Detroit	5	8	1	.385	326	265
Minnesota	5	8	1	.385	309	390
Los Angeles	5	9	0	.357	210	350
San Francisco	2	12	0	.143	198	391

### Eastern Division

	W	L	T	Pct.	Pts.	OP
New York	11	3	0	.786	448	280
Cleveland	10	4	0	.714	343	262
St. Louis	9	5	0	.643	341	283
Pittsburgh	7	4	3	.636	321	295
Dallas	4	10	0	.286	305	378
Washington	3	11	0	.214	279	398
Philadelphia	2	10	2	.167	242	381

Chi defeated NY, 14-10, for World Championship.

IN 1963: President John F. Kennedy shot and killed by sniper in Dallas; Lyndon B. Johnson takes oath of office.



# YEAR-BY-YEAR RESULTS

Detroitlions.com  
Media.Detroitlions.com

## 1964

Record: 7-5-2, 4th NFL Western

Date	W/L	Score	Opponent	Att
9/13	W	26-17	at San Francisco	33,204
9/19	T	17-17	at Los Angeles	52,001
9/28	L	10-14	Green Bay	59,203
10/4	W	26-3	New York	54,836
10/11	W	24-20	at Minnesota	40,840
10/18	W	10-0	at Chicago	47,567
10/25	L	0-34	Baltimore	57,814
11/1	W	37-17	Los Angeles	52,864
11/8	L	7-30	at Green Bay	42,327
11/15	L	21-37	at Cleveland	83,064
11/22	T	23-23	Minnesota	48,291
11/26	L	24-27	Chicago	52,231
12/6	W	31-14	at Baltimore	60,213
12/13	W	24-7	San Francisco	41,854

### Usual Starters

#### Offense

E	89	Gail Cogdill
LT	70	Daryl Sanders
LG	79	John Gonzaga
C	51	Bob Whitlow
RG	75	John Gordy
RT	72	J. D. Smith
E	80	Jim Gibbons
QB	16	Milt Plum
LH	23	Tom Watkins
RB	41	Terry Barr
FB	33	Nick Pietrosante

#### Defense

LE	78	Darris McCord
LT	71	Alex Karras
RG	76	Roger Brown
RE	88	Sam Williams
LLB	59	Ernie Clark
MLB	53	Dennis Gowattz
RLB	55	Wayne Walker
DB	27	Bobby Thompson
DB	44	Dick LeBeau
DB	21	Bruce Maher
DB	28	Yale Lary

### W/P: Jim Gibbons

**Pro Bowl:** Terry Barr (E), Roger Brown (T), Jim Gibbons (E), John Gordy (T), Yale Lary (DB), Dick LeBeau (DB), Wayne Walker (LB)

### Team Statistics

	Det	(Avg)	Opp	(Avg)
Total Yards	3972	283.7	4062	290.1
Rushing Yards	1414	101.0	1638	117.0
Passing Yards	2558	182.7	2424	173.1
Points Scored	280	20.0	250	18.6

### Lions Leaders

Rushing	Nick Pietrosante	147-536, 4 TD
Passing	Milt Plum	154-287, 2,241 yds, 18 TD, 15 Int
Receiving	Terry Barr	57-1,030, 9 TD
Scoring	Wayne Walker	74 pts (14 FG, 32 PAT)
Punt Ret.	Tommy Watkins	16-238 yards, 14.9 avg, 2 TD
KO Ret.	Pat Studstill	29-708, 24.4 avg
Punting	Yale Lary	67-3,093, 46.3 avg
Interceptions	Yale Lary	6-101

### NFL Standings

Western Division	W	L	T	Pct	Pts	OP
Baltimore	12	2	0	.857	428	225
Green Bay	8	5	1	.615	342	245
Minnesota	8	5	1	.615	355	296
DETROIT	7	5	2	.583	280	260
Los Angeles	5	7	2	.417	283	339
Chicago	5	9	0	.357	260	379
San Francisco	4	10	0	.286	236	330
Eastern Division	W	L	T	Pct	Pts	OP
Cleveland	10	3	1	.769	415	293
St. Louis	9	3	2	.750	357	331
Philadelphia	6	8	0	.429	312	313
Washington	6	8	0	.429	307	305
Dallas	5	8	1	.385	250	289
Pittsburgh	5	9	0	.357	253	315
New York	2	10	2	.167	241	399

Cle defeated Bal, 27-0, for World Championship.

**IN 1964: "My Fair Lady" takes Academy Awards for Best Picture, Director (George Cukor) and Actor (Rex Harrison).**

## 1965

Record: 6-7-1, 6th NFL Western

Date	W/L	Score	Opponent	Att
9/19	W	20-0	Los Angeles	46,941
9/26	W	31-29	at Minnesota	46,826
10/3	W	14-10	Washington	52,627
10/10	L	7-31	at Baltimore	60,238
10/17	L	21-31	Green Bay	56,712
10/24	L	10-38	at Chicago	45,658
10/31	W	31-7	at Los Angeles	35,137
11/7	W	12-7	at Green Bay	50,622
11/14	L	21-27	San Francisco	54,534
11/21	L	10-17	Chicago	51,499
11/25	T	24-24	Baltimore	55,036
12/1	L	14-17	at San Francisco	38,643
12/12	L	7-29	Minnesota	45,420
12/19	W	35-28	at Philadelphia	56,718

### Usual Starters

#### Offense

LE	89	Gail Cogdill
LT	70	Daryl Sanders
LG	62	Ted Karras
C	54	Ed Flanagan
RG	75	John Gordy
RT	73	Roger Shoals
RE	80	Jim Gibbons (7)
QB	83	Ron Kramer (7)
LB	16	Milt Plum
HB	32	Joe Don Looney
FL	41	Terry Barr (7)
FB	25	Pat Studstill (7)

#### Defense

LE	78	Darris McCord
LT	71	Alex Karras
RG	76	Roger Brown
RE	88	Sam Williams
LLB	59	Ernie Clark (4)
MLB	56	Wally Hilgenberg (3)
RLB	55	Mike Lucci (3)
LH	44	Joe Schmidt
RB	25	Wayne Walker
LH	44	Dick LeBeau
RB	57	Bobby Thompson
LS	21	Bruce Maher
RS	47	Wayne Rasmussen

### W/P: Bruce Maher

**Pro Bowl:** Roger Brown (T), John Gordy (T), Alex Karras (T), Dick LeBeau (DB), Pat Studstill (E), Wayne Walker (LB)

### Team Statistics

	Det	(Avg)	Opp	(Avg)
Total Yards	3303	235.3	3557	254.1
Rushing Yards	1469	104.9	1460	104.3
Passing Yards	1834	131.0	2097	149.8
Points Scored	257	18.4	295	21.1

### Lions Leaders

Rushing	Amos Marsh	131-495, 6 TD
Passing	Milt Plum	143-308, 1,710 yds, 12 TD, 19 Int
Receiving	Terry Barr	24-433, 3 TD
Scoring	Wayne Walker	57 pts (8 FG, 33 PAT)
Punt Ret.	Tommy Watkins	23-234, 10.2 avg
KO Ret.	Tommy Watkins	17-584, 34.4 avg
Punting	Pat Studstill	78-3,335, 42.8 avg
Interceptions	Dick LeBeau	7-84, 1 TD

### NFL Standings

Western Division	W	L	T	Pct	Pts	OP
Green Bay	10	3	1	.769	316	224
Baltimore	10	3	1	.769	389	284
Chicago	9	5	0	.643	409	275
San Francisco	7	6	1	.538	421	402
MINNESOTA	7	7	0	.500	383	403
DETROIT	6	7	1	.462	257	295
Los Angeles	4	10	0	.286	269	328
Eastern Division	W	L	T	Pct	Pts	OP
Cleveland	11	3	0	.786	363	325
Dallas	7	7	0	.500	325	280
New York	7	7	0	.500	270	338
Washington	6	8	0	.429	257	301
Philadelphia	5	9	0	.357	363	359
St. Louis	5	9	0	.357	296	309
Pittsburgh	2	12	0	.143	202	397

\*GB defeated Bal, 13-10, in Divisional playoff (overtime).

\*GB defeated Cle, 23-12, for World Championship.

**IN 1965: The senior citizens' governmental medical assistance program, Medicare, begins.**

## 1966

Record: 4-9-1, 6th NFL Western

Date	W/L	Score	Opponent	Att
9/11	W	14-3	Chicago	52,225
9/18	L	3-17	at Pittsburgh	35,473
9/25	W	28-10	Atlanta	47,615
10/2	L	14-23	at Green Bay	50,861
10/9	L	7-17	Los Angeles	52,793
10/16	L	14-45	at Baltimore	60,238
10/23	L	24-27	at San Francisco	36,745
10/30	L	7-31	Green Bay	56,954
11/6	T	10-10	at Chicago	47,041
11/13	W	32-31	at Minnesota	43,939
11/20	W	20-14	Baltimore	52,383
11/27	L	14-1	San Francisco	53,189
12/4	L	3-23	at Los Angeles	40,039
12/11	L	16-28	Minnesota	43,022

### Usual Starters

#### Offense

LE	89	Gail Cogdill
LT	70	Daryl Sanders
LG	66	Bob Kowalkowski
C	54	Ed Flanagan
RG	75	John Gordy
RT	72	J. D. Smith
RE	88	Ron Kramer
QB	14	Karl Sweetan
HB	31	Amos Marsh
FL	25	Pat Studstill
FB	35	Tom Nowatzke

#### Defense

LE	78	Darris McCord
LT	71	Alex Karras
RG	76	Roger Brown
RE	74	Larry Hand
LLB	53	Mike Lucci
MLB	59	Ernie Clark
RLB	57	Wally Hilgenberg (5)
LH	44	Dick LeBeau
RH	43	Bobby Smith
LS	21	Bruce Maher
RS	27	Bobby Thompson

### W/P: Pat Studstill

**Pro Bowl:** Roger Brown (T), Dick LeBeau (DB), Pat Studstill (E)

### Team Statistics

	Det	(Avg)	Opp	(Avg)
Total Yards	3853	275.2	4414	315.3
Rushing Yards	1429	102.1	2006	143.3
Passing Yards	2424	173.1	2408	172.0
Points Scored	206	14.7	317	22.6

### Lions Leaders

Rushing	Tom Nowatzke	151-512, 6 TD
Passing	Karl Sweetan	157-309, 1,809 yds, 4 TD, 14 Int
Receiving	Pat Studstill	67-1,266, 5 TD
Scoring	Gary Yepremian	50 pts (13 FG, 11 PAT)
Punt Ret.	Tommy Vaughn	18-179, 9.9 avg
KO Ret.	Tommy Vaughn	23-595, 25.9 avg
Punting	Pat Studstill	72-2,956, 41.1 avg
Interceptions	Mike Lucci	5-118, 1 TD

### NFL Standings

Western Division	W	L	T	Pct	Pts	OP
Green Bay	12	2	0	.857	335	163
Baltimore	9	5	0	.643	314	226
Los Angeles	8	6	0	.571	289	212
San Francisco	6	6	2	.500	320	325
Chicago	5	7	2	.417	234	272
DETROIT	4	9	1	.308	206	371
Minnesota	4	9	1	.308	292	304
Eastern Division	W	L	T	Pct	Pts	OP
Dallas	10	3	1	.769	445	239
Cleveland	9	5	0	.643	403	259
Philadelphia	9	5	0	.643	328	340
St. Louis	8	5	1	.615	264	365
Washington	7	7	0	.500	351	355
Pittsburgh	5	8	1	.385	316	347
Atlanta	3	11	0	.214	204	437
New York	1	12	1	.077	263	501

GB defeated Dal, 34-27, for NFL Championship. GB defeated KC (AFL), 35-10, in SB I.

**IN 1966: Witt Chamberlain claims a record seventh consecutive NBA scoring title, averaging 33.5 points per game for Philadelphia.**





# YEAR-BY-YEAR RESULTS

Detroitlions.com  
Media.Detroitlions.com

## 1967

Record: 5-7-2, 3rd NFL Central

Date	W/L	Score	Opponent	Att
9/17	T	17-17	at Green Bay	50,861
9/24	W	31-14	Cleveland	57,383
10/1	L	28-38	at St. Louis	43,921
10/8	L	17-27	Green Bay	57,877
10/15	L	3-14	at Chicago	46,024
10/22	W	24-3	Atlanta	50,601
10/29	W	45-3	at San Francisco	37,390
11/5	L	13-27	Chicago	55,606
11/12	T	10-10	at Minnesota	40,032
11/19	L	7-14	at Baltimore	60,238
11/23	L	7-31	Los Angeles	54,389
12/3	T	14-24	Pittsburgh	47,713
12/10	W	30-7	at New York	63,011
12/17	W	14-3	Minnesota	44,874

### Usual Starters

#### Offense

LE	81	Bill Malinchak (6)
RG	89	Gail Cogdill (6)
LT	52	Bill Cottrell
LG	63	Chuck Walton
C	54	Ed Flanagan
RG	75	John Gordy
RT	79	Charlie Bradshaw
RE	88	Ron Kramer (6)
QB	80	Jim Gibbons (6)
RB	14	Karl Sweeten (6)
RB	16	Milt Plum (6)
HB	31	Amos Marsh (6)
FB	23	Tom Watkins (6)
FL	24	Mel Farr
FL	25	Pat Studstill (5)
	87	John Henderson (4)

#### Defense

LE	78	Darris McCord
LT	71	Alex Karras
RT	82	Jerry Rush
RE	74	Larry Hand
LLB	59	Ernie Clark
MLB	53	Mike Lucci
RLB	55	Wayne Walker (5)
LB	50	Paul Naumoff (6)
RH	20	Lem Barney
LB	44	Dick LeBeau
LS	28	Bruce Maher
RS	48	Tom Vaughn

MVP: Mel Farr (Offense), Lem Barney (Defense)

Pro Bowl: Lem Barney (DB), Mel Farr (RB)

Team Statistics	Det	(Avg)	Opp	(Avg)
Total Yards	3538	252.7	3528	252.0
Rushing Yards	1907	135.2	1795	128.2
Passing Yards	1631	116.5	1733	123.8
Points Scored	260	18.6	232	16.6

### Lions Leaders

Rushing	Mel Farr	206-960, 3 TD
Passing	Milt Plum	86-172, 925 yds, 4 TD, 8 Int
Receiving	Mel Farr	39-317, 3 TD
Scoring	Mel Farr	36 pts (6 TD)
	Tom Nowatzke	36 pts (6 TD)
Punt Ret.	Tommy Watkins	15-57, 3.8 avg
KO Ret.	Tommy Vaughn	16-446, 27.3 avg
Punting	Pat Studstill	36-1,602, 44.5 avg
Interceptions	Lem Barney	10-232, 3 TD

### NFL Standings

#### WESTERN CONFERENCE

Central Division	W	L	T	Pct	Pts	OP
Green Bay	9	4	1	.692	332	209
Chicago	7	6	1	.538	239	218
DETROIT	5	7	2	.417	260	259
Minnesota	3	8	3	.273	233	294
Coastal Division	W	L	T	Pct	Pts	OP
Los Angeles	11	1	2	.917	398	196
Baltimore	11	1	2	.917	394	198
San Francisco	7	7	0	.500	273	327
Atlanta	1	12	1	.077	175	422

#### EASTERN CONFERENCE

Capital Division	W	L	T	Pct	Pts	OP
Dallas	9	5	0	.643	342	268
Philadelphia	6	7	1	.462	351	409
Washington	5	6	3	.455	347	353
New Orleans	3	11	0	.214	233	379
Century Division	W	L	T	Pct	Pts	OP
Cleveland	9	5	0	.643	334	297
New York	7	7	0	.500	369	379
St. Louis	6	7	1	.462	333	395
Pittsburgh	4	9	1	.308	281	320

GB defeated LA, 26-7, for Western title. Dal defeated Cle, 52-14, for Eastern title. GB defeated Dal, 21-17, for NFL Championship. GB defeated Oak (AFL), 33-14, in SB II.

IN 1967: The theme song from the Sidney Poitier film, "To Sir With Love", recorded by Lulu, was pop music's top-selling single, beating out The Monkees' "Daydream Believer".

## 1968

Record: 4-8-2, 4th NFL Central

Date	W/L	Score	Opponent	Att
9/15	L	13-59	at Dallas	61,382
9/22	W	42-0	Chicago	50,688
9/29	W	23-17	at Green Bay	50,861
10/6	L	10-24	at Minnesota	44,289
10/13	W	28-10	at Chicago	46,396
10/20	T	14-14	Green Bay	57,302
10/27	L	7-14	San Francisco	53,555
11/3	L	7-10	at Los Angeles	77,982
11/10	L	10-27	Baltimore	55,170
11/17	L	6-13	Minnesota	46,654
11/24	T	20-20	New Orleans	46,152
12/1	L	0-12	Philadelphia	47,908
12/8	W	24-7	at Atlanta	49,437
12/15	L	3-14	at Washington	50,123

### Usual Starters

#### Offense

E	25	Earl McCulloch
LT	73	Roger Shoals
LG	63	Chuck Walton
C	54	Ed Flanagan
RG	68	Frank Gallagher
RT	79	Charlie Bradshaw
TE	88	Charlie Sanders
QB	19	Bill Munson
FL	3	Bill Gambrell
RB	38	Bill Triplett
RB	24	Mel Farr (7)
	43	Dave Kopay (5)

#### Defense

LE	78	John Baker
LT	71	Alex Karras
RT	82	Jerry Rush
RE	84	Joe Robb
LLB	50	Paul Naumoff
MLB	53	Mike Lucci
RLB	55	Wayne Walker
LH	20	Lem Barney
RH	44	Dick LeBeau
LS	28	Mike Weger
RS	48	Tom Vaughn

MVP: Mel Farr (Offense), Wayne Walker (Defense)

Pro Bowl: Lem Barney (DB), Charlie Sanders (TE)

Team Statistics	Det	(Avg)	Opp	(Avg)
Total Yards	4022	287.3	3837	274.1
Rushing Yards	1702	121.6	1680	120.0
Passing Yards	2320	165.7	2157	154.1
Points Scored	207	14.8	246	17.6

### Lions Leaders

Rushing	Mel Farr	128-597, 3 TD
Passing	Bill Munson	181-329, 2311 yds, 15 TD, 8 Int
Receiving	Earl McCulloch	40-680, 5 TD
Scoring	Mel Farr	42 pts (7 TD)
	Billy Gambrell	42 pts (7 TD)
KO Ret.	Lem Barney	13-79, 6.1 avg
KO Ret.	Lem Barney	25-670, 26.8 avg, 1 TD
Punting	Jerry DePoyster	71-2,866, 40.4 avg
Interceptions	Lem Barney	7-82

### NFL Standings

#### WESTERN CONFERENCE

Central Division	W	L	T	Pct	Pts	OP
Chicago	8	6	0	.571	282	242
Green Bay	7	7	0	.500	250	333
DETROIT	6	7	1	.462	281	227
MINN	4	8	2	.333	207	241
Coastal Division	W	L	T	Pct	Pts	OP
Baltimore	13	1	0	.929	402	144
Los Angeles	10	3	1	.769	312	200
San Francisco	7	6	1	.538	303	310
Atlanta	2	12	0	.143	107	389

#### EASTERN CONFERENCE

Capital Division	W	L	T	Pct	Pts	OP
Dallas	12	2	0	.857	431	186
New York	7	7	0	.500	294	325
Washington	5	9	0	.357	249	358
Philadelphia	2	12	0	.143	202	352
Century Division	W	L	T	Pct	Pts	OP
Cleveland	10	4	0	.714	394	273
St. Louis	9	4	1	.692	325	289
New Orleans	4	9	1	.308	246	327
Pittsburgh	2	11	1	.154	244	397

Bal defeated Min, 24-14, for Western title. Cle defeated Dal, 31-20, for Eastern title. Bal defeated Cle, 34-0, for NFL Championship. NY (AFL) defeated Bal, 16-7, in SB III.

IN 1968: Civil rights leader Dr. Martin Luther King Jr. is slain in Memphis.

## 1969

Record: 9-4-1, 2nd NFL Central

Date	W/L	Score	Opponent	Att
9/21	L	13-16	at Pittsburgh	51,360
9/28	W	24-0	New York	54,358
10/5	W	28-21	at Cleveland	82,833
10/12	L	17-28	Green Bay	58,384
10/19	W	13-7	Chicago	54,732
10/26	L	10-24	at Minnesota	47,900
11/2	W	26-14	at San Francisco	53,100
11/9	W	27-21	Atlanta	53,242
11/16	W	20-0	St. Louis	51,749
11/23	W	16-10	at Green Bay	50,861
11/27	L	0-27	Minnesota	57,906
12/4	T	17-17	at Baltimore	60,238
12/14	W	28-0	Los Angeles	53,256
12/21	W	20-3	at Chicago	41,879

### Usual Starters

#### Offense

WR	25	Earl McCulloch
LT	73	Roger Shoals
LG	63	Chuck Walton
C	54	Ed Flanagan
RG	68	Frank Gallagher
RT	76	Rodney Freitas
TE	88	Charlie Sanders
QB	49	Larry Walton
WR	19	Bill Munson (7)
FL	11	Gerry Landry (7)
RB	38	Wallace Triplett
RB	40	Nick Eddy (7)
	24	Mel Farr (5)

#### Defense

LE	84	Joe Robb
LT	71	Alex Karras
RT	82	Jerry Rush
RE	74	Larry Hand
LLB	50	Paul Naumoff
MLB	53	Mike Lucci
RLB	55	Wayne Walker
LHB	20	Lem Barney
RHB	44	Dick LeBeau
LS	28	Mike Weger
RS	48	Tom Vaughn

MVP: Charlie Sanders (Offense), Mike Lucci (Defense)

Pro Bowl: Lem Barney (DB), Ed Flanagan (C), Charlie Sanders (TE)

Team Statistics	Det	(Avg)	Opp	(Avg)
Total Yards	3355	239.6	3084	220.3
Rushing Yards	1755	125.4	1223	87.4
Passing Yards	1600	114.3	1861	132.9
Points Scored	259	18.5	193	13.8

### Lions Leaders

Rushing	Wallace Triplett	111-377, 3 TD
Passing	Bill Munson	84-166, 1,062 yds, 7 TD, 8 Int
Receiving	Charlie Sanders	42-656, 3 TDs
Scoring	Ernie Mann	101 pts (25 FG, 26 PAT)
Punt Ret.	Lem Barney	9-191, 21.2 avg, 1 TD
KO Ret.	Bobby Williams	17-563, 33.1 avg, 1 TD
Punting	Lem Barney	66-2,249, 34.1 avg
Interceptions	Lem Barney	8-126

### NFL Standings

#### WESTERN CONFERENCE

Central Division	W	L	T	Pct	Pts	OP
Minnesota	12	2	0	.857	379	133
DETROIT	9	4	1	.692	259	188
Green Bay	8	6	0	.571	289	221
Chicago	1	13	0	.071	210	339
Coastal Division	W	L	T	Pct	Pts	OP
Los Angeles	11	3	0	.786	320	243
Baltimore	8	5	1	.615	279	268
Atlanta	6	8	0	.429	276	288
San Francisco	4	8	2	.333	277	319

#### EASTERN CONFERENCE

Capital Division	W	L	T	Pct	Pts	OP
Dallas	11	2	1	.846	369	223
Washington	7	5	2	.583	307	319
New Orleans	5	9	0	.357	311	393
Philadelphia	4	9	1	.308	279	377
Century Division	W	L	T	Pct	Pts	OP
Cleveland	10	3	1	.769	351	300
New York	6	8	0	.429	264	298
St. Louis	4	9	1	.308	314	389
Pittsburgh	1	13	0	.071	218	405

Min defeated LA, 23-20, for Western title. Cle defeated Dal, 36-14, for Eastern title. Min defeated Cle, 27-7, for NFL championship. KC (AFL) defeated Min, 23-7, in SB IV.

IN 1969: Apollo 11 astronauts Neil Armstrong, Edwin Aldrin and Michael Collins make man's first moon-landing.



# YEAR-BY-YEAR RESULTS

Detroitlions.com  
Media.Detroitlions.com

## 1970

Record: 10-4, 2nd NFC Central

Date	W/L	Score	Opponent	Att
9/20	W	40-0	at Green Bay	56,263
9/27	W	39-3	Cincinnati	58,202
10/5	W	28-14	Chicago	58,210
10/11	L	10-31	Washington	50,414
10/18	W	41-24	at Cleveland	83,577
10/25	W	16-10	at Chicago	45,632
11/1	L	17-30	at Minnesota	58,210
11/8	L	17-19	at New Orleans	66,910
11/15	L	20-24	at Minnesota	47,900
11/22	W	29-7	San Francisco	56,232
11/26	W	28-14	Oakland	56,597
12/6	W	16-3	St. Louis	56,362
12/14	W	28-23	at Los Angeles	79,441
12/20	W	20-0	Green Bay	57,387
NFC Playoffs				
12/26	L	0-5	at Dallas	73,167

### Usual Starters

Offense	Defense
WR 25 Earl McCulloch (8)	DE 83 Jim Mitchell (8)
RB 85 Chuck Hughes (6)	84 Joe Robb (6)
LT 73 Roger Shoals	LT 71 Alex Karras
LG 63 Chuck Walton	RT 82 Jerry Rush
C 54 Ed Flanagan	RE 74 Larry Hand
RG 68 Frank Gallagher	LB 50 Paul Naumoff
RT 76 Rodine Freitas	MLB 53 Mike Luci
TE 88 Charlie Sanders	RLB 55 Wayne Walker
WR 49 Larry Walton	LCB 20 Lem Barney
QB 19 Bill Munson	RCB 44 Dick LeBeau
RB 42 Alton Taylor	LS 29 Mike Weger
RB 24 Mel Farr	RS 47 W. Rasmussen (8)
	48 Tom Vaughn (7)

Pro Bowl Selections: Mel Farr (RB), Ed Flanagan (C), Paul Naumoff (LB), Charlie Sanders (TE)

### Team Statistics

	Det	Opp
Total First Downs	463	359
Rushing	243	186
Passing	113	61
Penalty	107	112
Total Net Yards	3984	3448
Avg. Per Game	284.6	246.3
Total Plays	844	756
Avg. Per Play	4.7	4.6
Net Yards Rushing	2127	1152
Avg. Per Game	151.9	82.3
Total Rushes	514	362
Net Yards Passing	2121	2491
Avg. Per Game	151.5	177.9
Sacked/Yards Lost	36/264	23/195
Gross Yards	3168	4404
Att./Completions	294/167	371/194
Completion Pct.	56.8	52.3
Had Intercepted	12	28
Punts/Average	62/40.0	90/39.1
Penalties/Yards	58/659	90/805
Fumbles/Ball Lost	26/15	30/16
Touchdowns	41	22
Rushing	16	7
Passing	19	14
Returns	6	1

### Points Scored

	Q1	Q2	Q3	Q4	OT	Pts
Lions	65	111	71	100	-	347
Opponents	61	44	23	74	-	202

### Scoring

	TD	Ru	Pa	Rt	PAT	FG	S	Pts
Mann	0	0	0	0	41/41	20/29	0	101
Farr	11	9	2	0	0/0	0/0	0	66
Sanders	6	0	6	0	0/0	0/0	0	36
Walton	5	0	5	0	0/0	0/0	0	30
McCulloch	4	0	4	0	0/0	0/0	0	24
Taylor	4	2	2	0	0/0	0/0	0	24
Barney	3	0	0	3	0/0	0/0	0	18
Owens	2	2	0	0	0/0	0/0	0	12
Eddy	1	1	0	0	0/0	0/0	0	6
Landry	1	1	0	0	0/0	0/0	0	6
Triplet	1	1	0	0	0/0	0/0	0	6
Hand	1	1	0	0	0/0	0/0	0	6
Weger	1	0	0	1	0/0	0/0	0	6
Williams	1	0	0	1	0/0	0/0	0	6
Lions	41	16	19	6	41/41	20/29	0	347
Opponents	22	7	14	1	22/22	16/26	0	202

	Att	Yds	Avg	Lg	TD
Rushing	166	717	4.3	36	9
Farr	198	666	3.4	34	2
Landry	35	350	10.0	76	1
Triplet	48	156	3.3	11t	1
Owens	36	122	3.4	23	2
Eddy	18	47	2.6	11	1
Munson	9	33	3.7	11	0
Walton	2	20	10.0	16	0
Maxwell	1	9	9.0	9	0
McCulloch	1	7	7.0	7	0
Lions	514	2127	4.1	76	16
Opponents	362	1152	3.2	28	7

### Receiving

	Rec	Yds	Avg	Lg	TD
Sanders	40	544	13.6	34	6
Walton	30	532	17.7	56	2
Farr	29	213	7.3	58	2
Taylor	27	261	9.7	42	2
McCulloch	15	278	18.5	44	4
Hughes	8	162	20.3	42	2
Triplet	6	52	8.6	15	0
Eddy	4	22	5.5	9	0
Owens	4	21	5.3	11	0
Brown	2	38	19.0	23	0
Cotton	1	6	6.0	6	0

	1	-8	-8.0	-8	0
Freitas	167	2121	12.7	58	19
Lions	193	2491	12.8	79	14

	Att	Cmp	Yds	Cmp%	Avg	TD	Int%	Int%	Lg	Sk/Y	Rtg
Passing	135	83	1072	61.0	7.8	9	6.6	5	3.4	58	26/198
Landry	159	84	1019	53.2	6.5	10	6.3	7	4.4	56	10/66
Lions	294	167	2121	56.8	7.2	19	6.5	12	4.1	58	36/264
Opponents	371	194	2491	52.3	6.7	14	3.8	28	7.6	79	23/195

	Int	Yds	Avg	Lg	TD
Interceptions	9	96	10.7	43	0
LeBeau	7	168	24.0	49t	2
Barney	5	52	10.4	29t	1
Weger	2	21	10.5	14	0
Rasmussen	2	18	9.0	12	0
Luci	1	62	62.0	62t	1
Hand	1	0	0.0	0	0
Williams	1	0	0.0	0	0
Vaughn	1	0	0.0	0	0
Lions	28	247	14.9	62t	4
Opponents	12	174	14.5	42	1

	Pnt	Yds	Avg	B
Punting	62	2483	40.0	65
Weaver	62	2483	40.0	65
Lions	70	2736	39.1	58
Opponents	70	2736	39.1	58

	PR	FC	Yds	Avg	Lg	TD
Punt Returns	25	3	259	10.4	65	1
Barney	4	5	25	6.3	10	0
Eddy	3	5	22	7.3	14	0
Vaughn	2	0	0	0.0	0	0
Walton	2	0	0	0.0	0	0
Lions	34	13	306	9.0	65	1
Opponents	29	12	113	3.9	24	0

	KR	Yds	Avg	Lg	TD
Kickoff Returns	25	544	21.7	85t	1
Williams	7	168	24.0	29	0
Eddy	3	66	22.0	25	0
Vaughn	2	96	48.0	74	0
Owens	1	26	26.0	26	0
Walton	1	21	21.0	21	0
Maxwell	1	20	20.0	20	0
Mooney	1	12	12.0	12	0
Naumoff	2	6	3.0	6	0
Lions	43	959	22.3	85t	1
Opponents	67	1427	21.3	41	0

	1-19	20-29	30-39	40-49	50+
Field Goals	8/8	2/3	3/5	4/7	3/6
Mann	8/8	2/3	3/5	4/7	3/6
Lions	5/5	6/9	3/5	1/4	1/3
Opponents	5/5	6/9	3/5	1/4	1/3

### NFL Standings

	W	L	T	Pct	Pts	OP	AFC Central	W	L	T	Pct	Pts	OP
NFL Central	12	2	0	.857	335	143	Cincinnati	8	6	0	.571	312	255
DETROIT	10	4	0	.714	347	202	Cleveland	7	7	0	.500	286	265
Chicago	6	8	0	.429	196	293	Pittsburgh	5	9	0	.357	210	272
Green Bay	6	8	0	.429	256	261	Houston	3	10	1	.231	217	352
NFC East	10	4	0	.714	299	221	Baltimore	11	2	1	.846	321	234
Dallas	9	5	0	.643	301	270	Miami	10	4	0	.714	297	228
NY Giants	8	5	1	.615	325	228	NY Jets	4	10	0	.286	255	286
St. Louis	6	8	0	.429	297	314	Buffalo	3	10	1	.231	204	337
Philadelphia	3	10	1	.231	241	332	Boston	2	12	0	.143	149	361

### NFC West

Los Angeles	9	4	1	.692	325	202	Kansas City	7	5	2	.583	272	244
Atlanta	4	8	2	.333	206	261	San Diego	5	6	3	.455	282	278
New Orleans	2	11	1	.154	172	347	Denver	5	8	1	.385	253	264

Dal defeated DET, 5-0, and SF defeated Min, 17-14, in NFC playoffs. Dal defeated SF, 17-10 for NFC title. Bal defeated Cin, 17-0, and Oak defeated Mia, 21-14, in AFC playoffs. Bal defeated Oak, 27-10 for AFC title. Bal defeated Dal, 16-13, for NFL title in SB V.

IN 1970: Four Kent State University students are slain by National Guardsmen at demonstration protesting incursion into Cambodia.

## 1971

Record: 7-6-1, 2nd NFC Central

Date	W/L	Score
9/20	L	13-16
9/26	W	34-7
10/3	W	41-38
10/10	W	31-28
10/17	W	31-7
10/24	L	23-28
11/1	T	14-14
11/7	W	24-20
11/14	L	13-21
11/21	W	28-3
11/25	W	32-21
12/5	L	20-23
12/11	L	10-29
12/19	L	27-31

Opponent	Att
Minnesota	54,418
at New England	61,057
Atlanta	54,418
Green Bay	54,418
at Houston	45,885
Chicago	54,418
at Green Bay (Mil)	47,961
at Denver	51,200
Los Angeles	54,418
at Chicago	55,049
Kansas City	54,418
Philadelphia	54,418
at Minnesota	49,784
at San Francisco	45,580

### Usual Starters

<b>Offense</b>	
WR	25 Earl McCulloch
LT	75 Jim Yarbrough
LG	63 Chuck Walton
C	54 Ed Flanagan
RG	66 Bob Kowalkowski
RT	76 Rennie Freitas
TE	88 Charlie Sanders
WR	49 Larry Walton
QB	11 Greg Landry
RB	42 Altie Taylor
RB	36 Steve Owens
<b>Pro Bowl Selections:</b> Ed Flanagan (TE)	

Defense		
LE	83	Jim Mitchell
LT	77	Dick Eve
RT	82	Jerry Rush
RE	74	Larry Hand
LLB	50	Paul Naumoff
MLB	53	Mike Lucci
RLB	55	Wayne Walker
LCB	20	Lem Barney
RCB	44	Dick LeBeau
LS	28	Mike Weger
RS	48	Tom Vaughn
DB, Mike Lucci (LB), Steve		

**Pro Bowl Selections:** Ed Flanagan (C), Greg Landry (QB), Mike Lucci (LB), Steve Owens (RB), Charlie Sanders (TE)

### Team Statistics

**Total First Downs**  
Rushing  
Passing  
Penalty  
**Total Net Yards**  
Avg. Per Game  
**Total Plays**  
Avg. Per Play  
**Net Yards Rushing**  
Avg. Per Game  
Total Rushes  
**Net Yards Passing**  
Avg. Per Game  
Sacked/Yards Lost  
Gross Yards  
Att./Completions  
Completion Pct.  
Had Intercepted  
**Punts/Average**  
**Penalties/Yards**  
**Fumbles/Ball Lost**  
**Touchdowns**  
Rushing  
Passing  
Returns

Det  
269  
131  
104  
34  
4577  
326.9  
862  
5.3  
2376  
169.7  
532  
2201  
157.2  
31/252  
2453  
299/157  
52.5  
14  
42/41/7  
69/738  
35/19  
39  
15  
17  
7

**Points Scored**

Points Scored  
Lions  
Opponents

Q1	Q2
70	117
52	105

### Scoring

Mann	0
Owens	10
Taylor	5
Walton	5
Sanders	5
McCullouch	3
Landry	3
Jessie	2
Lucci	2
Farr	1
Barney	1
Bell	1
Weger	1
Walker	0
<b>Lions</b>	<b>39</b>
<b>Opponents</b>	<b>35</b>

Pa	Rt
0	0
2	0
1	0
5	0
5	0
3	0
0	0
0	2
0	2
1	0
0	1
0	1
0	1
0	0
17	7
17	3

	Q4	OT	Pts
	58	0	341
	74	0	286
	FG	S	Pts
22/37	0	0	103
0/0	0	60	0
0/0	0	30	0
0/0	0	30	0
0/0	0	30	0
0/0	0	18	0
0/0	0	18	0
0/0	1	14	0
0/0	0	12	0
0/0	0	6	0
0/0	0	6	0
0/0	0	6	0
0/0	0	6	0
0/0	0	2	0
22/37	1	341	0
13/25	0	286	0

### Rushing

Owens  
Taylor  
Landry  
Farr  
Gipson  
Munson  
Triplett  
Jessie  
Walton  
McCullouch  
Lions  
Opponents

Att  
246  
174  
76  
22  
4  
3  
4  
1  
1  
1  
532  
432

	Avg	Lg	TD
5	4.2	23	8
	4.2	36	4
	7.0	52	3
	2.9	14	0
	3.0	5	0
	3.0	6	0
	1.0	6	0
	0.0	0	0
	-7.0	-7	0
	-7.0	-7	0
6	4.5	52	15
2	4.3	41	15

### Receiving

Owens  
Sanders  
L. Walton  
Taylor  
McCullouch  
Cotton  
Farr  
Jessie  
Hughes  
Gipson  
Lions  
**Opponents**

Rec  
32  
31  
30  
26  
21  
6  
5  
4  
1  
1  
157  
163

	Avg	Lg	TD
	10.9	74t	2
	16.2	49t	5
	16.4	60t	5
	10.4	64	1
	26.3	76t	3
	14.7	34	0
	12.0	39	1
	21.8	51	0
	32.0	32	0
	21.0	21	0
3	15.6	76t	17
3	13.3	66	17

Passing	Att	Cmp	Yds	Cmp%	Avg	TD	TD%	Int	Int%	Lg	Sk/Y	Rtg
Landry	261	136	2237	52.1	8.57	16	6.1	13	5.0	76t	29/232	80.9
Munson	38	21	216	55.3	5.68	1	2.6	1	2.6	34	1/5	69.6
L. Walton	0	0	0	0.0	0.00	0	0.0	0	0.0	0	1/15	0.0
Lions	299	157	2453	52.5	8.20	17	5.6	14	4.7	76t	21/252	79.5
Opponents	306	163	2163	53.3	7.07	17	5.7	22	7.2	66	18/146	64.5

Interceptions	Int	Yds	Avg	Lg	TD
LeBeau	6	76	12.7	40	0
Luci	5	74	14.8	27t	2
Rasmussen	4	31	7.8	19	0
Barney	3	78	26.0	28t	1
Walker	2	12	6.0	8	0
Weger	1	16	16.0	16	0
Vaughn	1	8	8.0	8	0
Lions	22	295	13.4	40	3
Opponents	14	207	14.8	51	1

Punting	Pnt	Yds	Avg	Lg	B
Weaver	42	1752	41.7	63	2
Lions	42	1752	41.7	63	2
Opponents	58	2329	46.2	61	1

Punt Returns	PR	FC	Yds	Avg	Lg	TD
Barney	14	2	122	8.7	36	0
L. Watson	6	0	30	6.3	25	0
Vaughn	1	0	30	15.0	19	0
Thompson	2	0	4	4.0	4	0
Hughes	0	1	0	0.0	0	0
Lions	23	9	194	8.4	38	0
Opponents	18	6	111	6.2	15	0

Kickoff Returns	KR	Yds	Avg	Lg	TD
Jessie	16	470	29.4	102t	2
Barney	9	222	24.7	48	0
Clark	8	216	27.0	55	0
Gipson	5	105	21.0	27	0
Williams	4	112	28.0	40	0
Triplet	3	70	23.3	38	0
Person	2	26	13.0	15	0
Mooney	2	8	4.0	8	0
Lions	51	1233	24.2	102t	2
Opponents	70	1627	23.2		2

Field Goals	1-19	20-29	30-39	40-49	50+
Mann	0/0	8/8	8/9	7/8	0/3
Lions	0/0	8/8	8/9	7/8	0/3
Opponents	1/1	10/10	9/10	8/11	1/1

NFL Standings						AFC Central					
NFC Team	W	L	T	Pct	Pts.	AFC Team	W	L	T	Pct	Pts.
Minnesota	7	6	0	.786	245	Cleveland	6	0	0	.643	285
DETROIT	7	6	0	.538	341	Pittsburgh	6	0	0	.429	246
Green Bay	4	7	0	.429	187	Chicago	4	9	1	.305	131
Green Bay	4	6	2	.333	274	Cincinnati	4	10	0	.286	284
NFC East						AFC East					
Dallas	11	3	0	.786	406	Baltimore	10	3	1	.719	313
Washington	9	4	0	.692	275	Miami	10	4	0	.693	238
Philadelphia	9	5	0	.462	221	New England	8	6	0	.429	238
St. Louis	4	9	0	.308	231	NY Jets	6	8	0	.429	212
NY Giants	4	10	0	.286	228	Buffalo	1	13	0	.071	184
NFC West						AFC West					
San Francisco	9	5	0	.643	300	Kansas City	10	3	1	.769	302
Los Angeles	8	5	1	.615	313	Oakland	6	4	2	.667	344
Atlanta	7	6	1	.538	274	San Diego	6	8	0	.429	314
New Orleans	4	8	2	.333	266	Denver	4	9	1	.308	203

Da defeated ME, 20-12, and SF defeated ME, 24-20, in NFC playoffs. Da defeated SF, 14-3, for AFC title. Da defeated KC, 24-22, and SF defeated KC, 24-17, in AFC playoffs. Da defeated SF, 21-0, for NFC title.

Da defeated ME, 24-3, for NFL title in SB VII.

*IN 1971: The 26th Amendment to the U. S. Constitution lowers voting age to 18*



# YEAR-BY-YEAR RESULTS

Detroitlions.com  
Media.Detroitlions.com

## 1972

Record: 8-5-1, 2nd NFC Central

Date	W/L	Score	Opponent	Att
9/17	W	30-16	NY Giants	54,418
9/24	L	10-34	Minnesota	54,418
10/1	W	38-24	at Chicago	55,701
10/8	W	26-23	at Atlanta	58,850
10/16	L	23-24	Green Bay	54,418
10/22	W	34-20	San Diego	54,371
10/30	L	24-28	at Dallas	65,378
11/5	W	14-0	Chicago	54,418
11/12	L	14-16	at Minnesota	49,784
11/19	W	27-14	New Orleans	53,752
11/23	W	37-20	NY Jets	54,418
12/3	L	7-33	at Green Bay	55,263
12/10	L	21-21	at Buffalo	41,583
12/17	W	34-17	at Los Angeles	71,761

### Usual Starters

Offense	Defense
WR 89 Ron Jessie	LE 83 Jim Mitchell
LT 75 Jim Yarbrough	LT 70 Larry Woods
LG 63 Chuck Walton	RT 73 Bob Bell
C 54 Ed Flanagan	RE 74 Larry Hand
RB 66 Bob Kowalkowski	LLB 59 Paul Naumoff
RT 76 Rockne Freitas	MLB 53 Mike Lucci
TE 88 Charlie Sanders	RLB 55 Wayne Walker
WR 49 Larry Walton	LCB 20 Lem Barney
QB 11 Grey Landry	RCB 46 Rudy Redmond
RB 42 Albie Taylor	LS 28 Mike Weger
RS 36 Steve Owens	RS 44 Dick LeBeau

Pro Bowl Selections: Lem Barney (DB), Rocky Freitas (T)

### Team Statistics

Team Statistics	Det	Opp
Total First Downs	240	239
Rushing	120	126
Passing	97	103
Penalty	23	10
3rd Down: Made/Att	88/183	82/195
3rd Down Pct.	48.1	42.1
Total Net Yards	4155	4208
Avg. Per Game	296.8	300.6
Total Plays	804	824
Avg. Per Play	5.2	5.2
Net Yards Rushing	2021	2204
Avg. Per Game	144.4	157.4
Total Rushes	473	491
Net Yards Passing	2134	2004
Avg. Per Game	152.4	143.1
Sacked/Yards Lost	26/149	21/142
Gross Yards	2283	2146
Att./Completions	305/155	312/171
Completion Pct.	50.8	54.6
Had Intercepted	18	12
Punts/Average	43/40.3	46/38.8
Penalties/Yards	48/417	86/703
Fumbles/Ball Lost	17/7	32/15
Touchdowns	40	34
Rushing	20	14
Passing	19	18
Returns	1	2

### Points Scored

	Q1	Q2	Q3	Q4	OT	Pts
Lions	46	120	72	101	0	339
Opponents	41	86	72	91	0	290

### Scoring

	TD	Ru	Pa	Rt	PAT	FG	S	Pts
Mann	0	0	0	0	30/39	20/29	0	98
Landry	9	9	0	0	0/0	0/0	0	54
Taylor	6	4	2	0	0/0	0/0	0	36
Walton	6	0	6	0	0/0	0/0	0	36
Owens	4	4	0	0	0/0	0/0	0	24
Jessie	4	0	4	0	0/0	0/0	0	24
Farr	3	3	0	0	0/0	0/0	0	18
Sanders	2	0	2	0	0/0	0/0	0	12
Barnes	1	0	1	0	0/0	0/0	0	6
Cotton	1	0	1	0	0/0	0/0	0	6
Hilton	1	0	1	0	0/0	0/0	0	6
Eddy	1	0	1	0	0/0	0/0	0	6
McCullough	1	0	1	0	0/0	0/0	0	6
Redmond	1	0	1	0	0/0	0/0	0	6
Zofko	0	0	0	1	1/1	0/0	0	1
Lions	40	20	19	1	31/40	20/29	0	339
Opponents	34	14	18	2	32/34	18/34	0	290

### Rushing

	Att	Yds	Avg	Lg	TD
Taylor	154	658	4.3	38t	4
Landry	81	524	6.5	38	9
Owens	143	519	3.6	18	4
Farr	62	216	3.5	22	3
Triplett	17	48	2.8	9	0
Eddy	7	28	4.0	9	0
Jessie	8	28	3.5	10	0
Munson	1	0	0.0	0	0
Lions	473	2021	4.3	38t	20
Opponents	491	2204	4.5	43	14

### Receiving

	Rec	Yds	Avg	Lg	TD
Taylor	29	250	8.6	40t	2
Sanders	27	416	15.4	38	2
Walton	24	485	20.3	38t	6
Jessie	24	424	17.7	82t	4
Owens	15	106	6.7	15	0
Farr	10	132	13.2	42	0
Cotton	8	129	16.1	25	1
Hilton	5	133	26.6	66t	1
McCullough	5	96	19.2	33	1
Barnes	4	58	14.5	17	1
Zofko	2	46	23.0	38t	1
Eddy	2	14	7.0	17	0
Lions	155	2283	14.7	82t	19
Opponents	141	2146	12.5	58t	18

Passing	Att	Cmp	Yds	Cmp%	Avg	TD	Int	Int%	Lg	Sk/Y	Rtg	
Landry	268	134	2066	50.0	7.7	18	6.7	17	6.3	82t	25/149	71.8
Munson	35	20	194	57.1	5.5	1	2.9	1	2.9	29t	1/0	70.4
McCullough	1	1	23	100.0	23.0	0	0	0	0	23	0/0	181.3
Jessie	1	0	0	0.0	0.0	0	0	0	0	0	0/0	0.1
Lions	305	155	2283	50.8	7.4	19	6.2	18	5.9	82t	26/149	71.8
Opponents	312	171	2146	54.8	6.8	18	5.8	12	3.9	58t	21/142	79.6

Interceptions	Int	Yds	Avg	Lg	TD
Barney	3	88	29.3	64	0
Redmond	2	91	45.5	88t	1
Rasmussen	2	1	0.5	1	0
Lucci	2	0	0.0	0	0
Naumoff	1	4	4.0	0	0
Mitchell	1	0	0.0	0	0
C. Weaver	1	0	0.0	0	0
Lions	12	184	15.3	88t	1
Opponents	18	234	16.3	43	0

Punting	Pnt	Yds	Avg	Lg	B
Weaver	43	1734	40.3	55	0
Lions	43	1734	40.3	55	0
Opponents	46	1783	38.8	53	0

Punt Returns	PR	FC	Yds	Avg	Lg	TD
Barney	15	8	108	7.2	72	0
L. Walton	3	6	-8	-2.7	-1	0
Lions	18	14	100	5.6	26	0
Opponents	26	6	321	12.3	80t	1

Kickoff Returns	KR	Yds	Avg	Lg	TD
Jessie	23	558	24.3	62	0
Zofko	26	616	23.7	49	0
Barney	1	17	17.0	17	0
Triplett	1	12	12.0	12	0
Orvis	1	5	5.0	5	0
L. Walton	0	96	0	0	0
Lions	52	1304	25.1	62	0
Opponents	68	1593	23.4	92t	1

Field Goals	1-19	20-29	30-39	40-49	50+
Mann	3/3	5/5	8/11	3/9	1/1
Lions	3/3	5/5	8/11	3/9	1/1
Opponents	4/4	5/5	6/10	3/14	0/1

NFL Standings								NFL Standings							
NFC Central								AFC Central							
W	L	T	Pct	Pts	OP			W	L	T	Pct	Pts	OP		
Green Bay	10	4	0	.714	304	226		Pittsburgh	11	3	0	.786	343	175	
DETROIT	8	5	1	.607	330	290		Cleveland	10	4	0	.714	268	249	
Minnesota	7	7	0	.500	301	252		Cincinnati	8	6	0	.571	299	229	
Chicago	4	9	1	.321	225	275		Houston	1	13	0	.071	164	380	
NFC East								AFC East							
Washington	11	3	0	.786	336	218		Miami	14	0	0	1.000	385	171	
Dallas	10	4	0	.714	319	240		NY Jets	7	7	0	.500	367	324	
NY Giants	8	6	0	.571	331	247		Baltimore	5	9	0	.357	235	252	
St. Louis	4	9	1	.321	193	303		Buffalo	4	9	1	.321	257	377	
Philadelphia	2	11	1	.179	145	352		New England	3	11	0	.214	192	446	
NFC West								AFC West							
San Francisco	8	5	1	.607	353	249		Oakland	10	3	1	.750	365	248	
Atlanta	8	7	0	.500	369	274		Kansas City	8	6	0	.571	287	254	
Los Angeles	6	7	1	.464	291	286		Denver	5	9	0	.357	325	350	
New Orleans	2	11	1	.179	215	361		San Diego	4	9	1	.321	264	344	

Dal. defeated SF, 30-26, and Was. defeated GB, 16-3, in AFC playoffs. Was. defeated Dal., 26-3, for NFC title. Mia. defeated Cle., 20-14, and Pitt. defeated Oak., 13-3, in AFC playoffs. Mia. defeated Pitt., 21-17, for AFC title. Mia. defeated Was., 14-7, for NFL title in SB VII.

IN 1972: Five men are apprehended by police in attempt to bug Democratic National Committee headquarters in Washington D.C.'s Watergate complex.



# YEAR-BY-YEAR RESULTS

Detroitlions.com  
Media.Detroitlions.com

## 1973

Record: 6-7-1, 2nd NFC Central

Date	W/L	Score	Opponent	Att
9/16	L	10-24	at Pittsburgh	48,913
9/23	T	13-13	at Green Bay	56,267
10/1	W	31-6	Atlanta	54,418
10/7	L	9-23	Minnesota	54,418
10/14	L	13-20	at New Orleans	57,810
10/21	L	27-29	Baltimore	53,888
10/28	W	34-0	Green Bay	53,859
11/4	W	30-0	San Francisco	54,348
11/11	L	7-28	at Minnesota	48,503
11/18	W	30-7	at Chicago	55,701
11/22	L	0-20	Washington	54,418
12/2	W	20-16	at St. Louis	47,712
12/9	W	40-7	Chicago	52,641
12/15	L	7-34	at Miami	80,047

### Usual Starters

#### Offense

WR	89	Ron Jessie
LT	75	Jim Yarbrough
LG	60	Guy Dennis
C	54	Ed Flanagan
RG	66	Bob Kowalkowski
RT	76	Rockne Freitas
TE	88	Charlie Sanders
WR	49	Larry Walton
QB	11	Greg Landry (7)
QB	19	Bill Munson (7)
RB	42	Alte Taylor
RB	36	Steve Owens

#### Defense

LE	82	Ken Sanders
LT	80	Herb Onis
RT	73	Bob Bell
RE	74	Larry Hand
LLB	59	Paul Raulnoff
MLB	53	Mike Lucci
RLB	59	Charlie Weaver
LB	20	Lem Barney
RCB	23	Levi Johnson
LS	28	Mike Weger
RS	26	Dick Jauron

Pro Bowl Selections: Lem Barney (DB), Ed Flanagan (C)

### Team Statistics

Total First Downs	Det	Opp
Rushing	237	245
Passing	122	127
Penalty	104	98
3rd Down Made/Att	11	20
3rd Down Pct.	67/187	71/190

### Total Net Yards

Total Net Yards	Det	Opp
Avg. Per Game	4046	3905
Total Plays	289.0	278.9

### Net Yards Rushing

Net Yards Rushing	Det	Opp
Avg. Per Game	2133	2117
Total Rushes	1913	1788

### Net Yards Passing

Net Yards Passing	Det	Opp
Avg. Per Game	1524	151.2
Sacked/Yards Lost	486	501

### Gross Yards

Gross Yards	Det	Opp
Att./Completions	327/171	332/173
Completion Pct.	52.3	52.1
Had Interception	19	22

### Punts/Average

Punts/Average	Det	Opp
Penalties/Yards	54/43.2	65/41.5
Fumbles/Ball Lost	68/584	68/584
Touchdowns	30/14	31/11
Rushing	30	26
Passing	17	10
Returns	12	15
	1	1

### Points Scored

Points Scored	Det	Opp
Lions	54	52
Opponents	55	46

### Scoring

Scoring	TD	Ru	Pa	Rt	PAT	FG	S	Pts
Mann	0	0	0	0	14/14	8/14	0	38
O'Brien	0	0	0	0	0/0	0/0	0	0
Taylor	5	5	0	0	0/0	0/0	0	30
L. Walton	5	1	4	0	0/0	0/0	0	34
McLair	4	4	0	0	0/0	0/0	0	24
Jessie	4	1	3	0	0/0	0/0	0	20
Owens	3	3	0	0	0/0	0/0	0	18
Landry	2	2	0	0	0/0	0/0	0	12
C. Sanders	2	0	2	0	0/0	0/0	0	12
Barnes	1	0	1	0	0/0	0/0	0	6
Crosswhite	1	1	0	0	0/0	0/0	0	6
Hilton	1	0	1	0	0/0	0/0	0	6
Jauron	1	0	1	0	0/0	0/0	0	6
McCullough	1	0	1	0	0/0	0/0	0	6
Lions	30	17	12	1	28/28	21/33	0	271
Opponents	26	10	15	1	25/26	22/31	0	247

### Rushing

Rushing	Att	Yds	Avg	Lg	TD
Taylor	176	719	4.1	34	5
Owens	113	401	3.5	16	3
McLair	97	373	3.8	24	2
Landry	42	267	6.4	18	2
Hooks	19	110	5.8	24	0
L. Walton	5	100	20.0	57.1	1
Munson	10	33	3.3	11	0
Zolfo	11	33	3.0	8	0
Jessie	5	31	6.2	7	1
Crosswhite	11	30	2.7	5	1
H. Weaver	1	18	18.0	18	0
McCullough	2	12	6.0	13	0
Barney	2	9	4.5	7	0
C. Sanders	1	-1	-1.0	-1	0
Caplanman	1	-2	-2.0	-2	0
Lions	496	2133	4.3	57.1	17
Opponents	501	2117	4.2	35	10

### Receiving

Receiving	Rec	Yds	Avg	Lg	TD
C. Sanders	28	433	15.5	54	2
Taylor	27	252	9.3	35	0
McLair	26	183	7.0	27	0
Owens	24	232	9.7	30	0
L. Walton	22	309	14.0	49.4	4
Jessie	20	364	18.2	84.4	3
McCullough	9	179	19.9	42	1

Hilton	6	70	11.7	31	1
Barnes	3	43	14.3	23.1	0
Zolfo	2	16	8.0	9	0
O'Brien	2	14	7.0	9	0
Hooks	1	6	6.0	6	0
Crosswhite	1	4	4.0	4	0
Lions	171	2105	12.3	84.4	12
Opponents	173	2058	11.9	66.4	15

Passing	Att	Cmp	Yds	Cmp%	Avg	TD	Int	Lg	Sk/Y	Rtg
Munson	197	95	1129	50.8	6.04	9	4.8	8	4.3	67.7
Landry	128	70	908	54.7	7.09	3	2.3	10	7.8	84.4
Caplanman	11	5	33	45.5	3.00	0	0.0	1	9.1	13.98
Zolfo	1	1	35	100.0	35.00	0	0.0	0	35	0.0
Lions	327	171	2105	52.3	6.47	12	3.7	19	8.4	27/192
Opponents	332	173	2058	52.1	6.19	15	4.5	22	6.6	33/270

Interceptions	Int	Yds	Avg	Lg	TD
Johnson	5	82	16.4	38	0
Jauron	4	208	52.0	95.1	1
Barney	4	130	32.5	38	0
Lucci	4	50	12.5	21	0
C. Weaver	2	32	16.0	27	0
Weger	2	20	10.0	12	0
Miller Farr	1	0	0.0	0	0
Lions	22	522	23.7	95.1	0
Opponents	19	171	9.0	30	0

Punting	Pnt	Yds	Avg	Lg	B
H. Weaver	54	2333	43.2	66	1
L. Walton	54	2333	43.2	66	1
Opponents	65	2700	41.5	58	0

Punt Returns	PR	FC	Yds	Avg	Lg	TD
Barney	27	7	231	8.6	42	0
Jauron	6	4	49	8.2	16	0
L. Walton	1	1	9	9.0	9	0
Teal	1	0	0	0.0	0	0
Lions	35	12	289	8.3	42	0
Opponents	30	6	166	5.5	26	0

Kickoff Returns	KR	Yds	Avg	Lg	TD
Taylor	17	405	23.8	33	0
Jessie	12	295	24.6	60	0
Thrower	6	154	25.7	36	0
Johnson	3	54	18.0	23	0
Hooks	2	52	26.0	26	0
Barney	1	28	28.0	28	0
Jolly	1	15	15.0	15	0
Zolfo	1	7	7.0	7	0
Barnes	1	0	0.0	0	0
Dennis	1	0	0.0	0	0
Germany	1	0	0.0	0	0
C. Weaver	1	0	0.0	0	0
Lions	50	1061	21.2	60	0
Opponents	58	1220	21.0	67	0

Field Goals	1-19	20-29	30-39	40-49	50+
Mann	2/2	2/3	7/9	1/4	1/1
O'Brien	2/2	1/3	5/6	0/2	0/1
Lions	4/4	3/6	12/15	1/6	1/2
Opponents	4/4	10/10	5/10	3/7	0/0

NFL Standings	W	L	T	Pct	Pts	Opp	AFC Central	W	L	T	Pct	Pts	Opp
NFC Central	12	2	0	.857	296	168	Cincinnati	10	4	0	.714	286	221
Detroit	6	7	1	.464	241	247	Pittsburgh	10	4	0	.714	347	210
Green Bay	5	7	2	.429	202	259	Cleveland	7	5	2	.571	234	255
Chicago	3	11	0	.214	195	334	Houston	1	13	0	.071	199	447
AFC East	12	2	0	.857	382	203	AFC East	12	2	0	.857	343	150
Dallas	10	4	0	.714	325	198	Buffalo	9	5	0	.643	259	230
Washington	5	8	1	.393	310	293	New England	5	9	0	.357	258	300
Philadelphia	4	9	1	.321	286	365	Baltimore	4	10	0	.286	240	306
St. Louis	2	11	1	.179	226	362	NF Jets	4	10	0	.286	226	341
NF Giants	12	2	0	.857	388	178	NF West	9	4	1	.679	292	175
Los Angeles	12	2	0	.857	388	178	Oakland	9	4	1	.679	292	175
Atlanta	9	5	0	.643	318	224	Denver	7	5	2	.571	231	192
New Orleans	5	9	0	.357	262	319	Kansas City	7	5	2	.571	354	296
San Francisco	5	9	0	.357	163	312	San Diego	2	11	1	.179	188	386
title. Mia defeated Min, 27-20, and Dal defeated LA, 27-16, in NFC playoffs. Min defeated Dal, 27-10, for NFC title. Mia defeated Cin, 34-16, and Oak defeated Pit, 33-16, in AFC playoffs. Mia defeated Oak, 27-10, for AFC title. Mia defeated Min, 24-7, for NFL title in SB VII.													

IN 1973: Secretariat becomes the first horse in 25 years to capture the Triple Crown.



# YEAR-BY-YEAR RESULTS

Detroitlions.com  
Media.Detroitlions.com

## 1974

Record: 7-7, 2nd NFC Central

Date	W/L	Score	Opponent	Att
9/15	L	9-17	at Chicago	55,202
9/22	L	6-7	Minnesota	49,703
9/29	L	19-21	at Green Bay (MI)	47,292
10/6	L	13-16	at Los Angeles	64,987
10/14	W	17-13	San Francisco	48,796
10/20	W	20-16	at Minnesota	48,501
10/27	W	19-17	Green Bay	54,418
11/3	L	19-14	New Orleans	49,127
11/10	L	13-35	at Oakland	54,020
11/17	W	20-19	NW Giants	45,899
11/24	W	34-17	Chicago	47,376
11/28	L	27-31	Denver	53,314
12/8	W	23-19	at Cincinnati	59,575
12/15	L	17-28	Philadelphia	60,552

### Usual Starters

Offense	Defense
WR 89 Ron Jessie	DE 82 Ken Sanders
LT 75 Jim Yarbrough	LT 80 Herb Davis
LG 63 Chuck Walton	RT 83 Jim Mitchell
C 54 Ed Flanagan	RE 74 Larry Hand
RG 66 Bob Kowalkowski	LLB 50 Paul Naumoff
RB 76 Rodree Freitas	MLB 52 Jim Laslavic
TE 88 Charlie Sanders	RLB 59 Charlie Weaver
WR 49 Larry Walton	LCB 20 Lem Barney
QB 19 Bill Munson	RCB 23 Lew Johnson
RB 36 Steve Owens	LB 40 Charlie West
DB 30 Jim Hooks	RS 26 Dick Jaaron

Pro Bowl Selections: Dick Jaaron (DB), Charlie Sanders (TE)

### Team Statistics

Team Statistics	Det	Opp
Total First Downs	211	270
Rushing	88	127
Passing	114	124
Penalty	9	19
3rd Down Made/Att	63/177	69/202
3rd Down Pct.	35.6	34.2
Total Net Yards	3653	4338
Avg. Per Game	260.9	309.9
Total Plays	809	915
Avg. Per Play	4.5	4.7
Net Yards Rushing	1433	2102
Avg. Per Game	102.4	150.1
Total Rushes	397	486
Net Yards Passing	2220	2236
Avg. Per Game	158.6	159.7
Sacked/Yards Lost	35/255	24/187
Gross Yards	2475	2423
Att./Completions	377/216	405/219
Completion Pct.	57.3	54.1
Had Intercepted	17	11
Punts/Average	73/38.2	62/37.2
Penalties/Yards	86/719	71/566
Fumbles/Ball Lost	14/6	25/14
Touchdowns	27	30
Rushing	13	17
Passing	11	13
Returns	3	0

### Points Scored

Points Scored	Q1	Q2	Q3	Q4	OT	Pts
Lions	39	80	53	84	-	256
Opponents	40	86	93	51	-	270

### Scoring

Scoring	TD	Ru	Pa	Rt	PAT	FG	S	Pts
Mann	0	0	0	0	23/26	23/32	0	92
Taylor	6	5	1	0	0/0	0/0	0	36
Jessie	4	1	3	0	0/0	0/0	0	24
Johnson	3	0	0	0	0/0	0/0	0	18
Owens	3	3	0	0	0/0	0/0	0	18
C. Sanders	3	0	3	0	0/0	0/0	0	18
L. Walton	3	0	3	0	0/0	0/0	0	18
Crosswhite	1	1	0	0	0/0	0/0	0	6
Jones	1	1	0	0	0/0	0/0	0	6
Landry	1	1	0	0	0/0	0/0	0	6
Munson	1	1	0	0	0/0	0/0	0	6
Pickard	1	0	1	0	0/0	0/0	0	6
Mitchell	0	0	0	0	0/0	0/0	1	2
Lions	27	13	11	3	23/27	23/32	1	256
Opponents	30	17	13	0	28/30	20/32	0	270

### Rushing

Rushing	Att	Yds	Avg	Lg	TD
Taylor	150	532	3.5	27	5
Owens	97	374	3.9	27	3
Johnson	32	147	4.6	21	1
Hooks	44	143	3.3	17	0
Landry	22	95	4.3	19	1
Crosswhite	12	49	4.1	9	1
Munson	18	40	2.2	9	1
Bussey	9	22	2.4	9	0
Jessie	6	17	2.8	18t	1
Zolfo	3	6	2.0	3	0
Pickard	1	5	5.0	5	0
L. Walton	2	3	1.5	10	0
Wyche	1	0	0.0	0	0
Lions	397	1433	3.6	27	13
Opponents	486	2102	4.3	64	17

### Receiving

Receiving	Rec	Yds	Avg	Lg	TD
Jessie	54	761	14.1	46	3
C. Sanders	42	532	12.7	47	3
L. Walton	31	404	13.0	48	3
Taylor	30	293	9.8	34	1
Owens	24	158	6.6	13	0
Hooks	9	53	5.9	19	0
Pickard	8	88	11.0	18	1
Johnson	4	35	8.8	15	0
Bussey	4	24	6.0	8	0
Jarvis	3	87	29.0	56	0

Crosswhite	3	31	10.3	13	0
Zolfo	3	15	5.0	8	0
Munson	1	6	6.0	6	0
Lions	216	2475	11.5	56	11
Opponents	219	2423	11.1	73	13

Passing	Att	Cmp	Yds	Cmp%	Avg	TD	Int%	Lg	Sk/Y	Rtg
Munson	292	166	1874	56.8	6.42	8	2.7	7	24	56
Landry	82	49	572	59.8	6.95	3	3.7	3	45	1183
Walton	2	1	29	50.0	14.50	0	0	13	29	0
Wyche	1	0	0	0.0	0.0	0	1	100.0	0	414.6
Lions	377	216	2475	57.3	6.56	11	2.9	11	2.9	56
Opponents	405	219	2423	54.1	5.98	13	3.2	17	4.2	73

Interceptions	Int	Yds	Avg	Lg	TD
Johnson	5	138	27.8	55t	2
Barney	4	61	15.3	39	0
C. Weaver	3	4	1.3	3	0
Jaaron	1	26	26.0	26	0
Davis	1	14	14.0	14	0
Laslavic	1	14	14.0	14	0
Naumoff	1	8	8.0	8	0
West	1	0	0.0	0	0
Lions	17	266	15.6	55t	2
Opponents	11	149	13.5	37	0

Punting	Pnt	Yds	Avg	Lg	B
H. Weaver	72	272	38.5	61	2
Mann	11	180	18.0	18	0
Lions	73	2790	38.2	61	2
Opponents	62	2304	37.2	48	4

Punt Returns	PR	FC	Yds	Avg	Lg	TD
Jaaron	17	7	286	16.8	58	0
West	6	0	32	5.3	8	0
Davis	5	0	62	12.4	34	0
Barney	5	1	37	7.4	11	0
Capria	1	2	12	12.0	12	0
Lions	34	10	429	12.6	58	0
Opponents	37	10	275	7.4	45	0

Kickoff Returns	KR	Yds	Avg	Lg	TD
Jones	38	927	24.4	58	0
Jarvis	5	90	18.0	23	0
Bussey	5	59	11.8	21	0
West	4	71	17.8	25	0
Jessie	2	55	27.5	31	0
Jaaron	2	21	10.5	21	0
Zolfo	2	19	9.5	17	0
L. Walton	1	22	22.0	22	0
Dennis	1	18	18.0	18	0
Crosswhite	1	11	11.0	11	0
Johnson	1	0	0.0	0	0
Lions	62	1293	20.9	59	0
Opponents	60	1256	20.9	52	0

Field Goals	1-19	20-29	30-39	40-49	50+
Mann	0/0	6/8	13/15	4/8	0/1
Lions	0/0	6/8	13/15	4/8	0/1
Opponents	2/2	5/6	6/7	7/15	0/1

### NFL Standings

NFC Central	W	L	T	Pct.	Pts.	OP	AFC Central	W	L	T	Pct.	Pts.	OP
Minnesota	10	4	0	.714	310	195	Pittsburgh	10	3	0	.750	305	189
DETROIT	7	7	0	.500	256	270	Cincinnati	7	7	0	.500	236	282
Green Bay	6	8	0	.429	210	206	Houston	7	7	0	.500	283	259
Chicago	4	10	0	.286	152	279	Cleveland	4	10	0	.286	251	344

NFC East	W	L	T	Pct.	Pts.	OP	AFC East	W	L	T	Pct.	Pts.	OP
St. Louis	10	4	0	.714	285	218	Miami	11	3	0	.786	327	216
Washington	10	4	0	.714	320	196	Buffalo	9	5	0	.643	264	244
Dallas	8	6	0	.571	297	235	New England	7	7	0	.500	348	289
Philadelphia	7	7	0	.500	242	217	NY Jets	7	7	0	.500	279	300
NY Giants	2	12	0	.143	195	299	Baltimore	2	12	0	.143	190	329

NFC West	W	L	T	Pct.	Pts.	OP	AFC West	W	L	T	Pct.	Pts.	OP
Los Angeles	10	4	0	.714	263	181	Oakland	12	2	0	.857	355	228
San Francisco	6	8	0	.429	226	236	Denver	7	6	1	.538	302	294
New Orleans	5	9	0	.357	166	263	Kansas City	5	9	0	.357	233	293
Atlanta	3	11	0	.214	111	271	San Diego	5	9	0	.357	212	285

Min defeated StL, 30-14, and LA defeated Was, 19-10, in NFC playoffs. Min defeated LA, 14-10, for NFC title. Pit defeated Buf, 32-14, and Oak defeated Mia, 28-6, in AFC playoffs. Pit defeated Oak, 24-13, for AFC title. Pit defeated Min, 16-6, for NFL title in SB IX.

IN 1974: Richard M. Nixon becomes the first U.S. President to resign from office.





# YEAR-BY-YEAR RESULTS

Detroitlions.com  
Media.Detroitlions.com

## 1975

Record: 7-7, 2nd NFC Central

Date	W/L	Score	Opponent	Att
9/21	W	30-16	at Green Bay (MI)	50,781
9/28	W	17-14	at Atlanta	45,218
10/6	L	10-36	Dallas	79,784*
10/12	L	27-7	Chicago	74,032
10/19	L	19-25	at Minnesota	47,872
10/26	L	8-24	at Houston	46,904
11/2	W	29-17	at San Francisco	43,209
11/9	W	21-10	Cleveland	75,283
11/16	W	13-10	Green Bay	76,946
11/23	L	21-20ot	at Kansas City	55,161
11/27	L	0-20	Los Angeles	69,552
12/7	L	21-25	at Chicago	37,772
12/14	W	17-10	Minnesota	73,130*
12/21	L	13-24	St. Louis	54,656

\* Silverdome sellout

### Usual Starters

Offense		Defense	
WR	45 Ray Jarvis	LE	82 Ken Sanders
LT	75 Jim Yarbrough	LT	80 Herb Orvis
LG	62 Lynn Boden	RT	74 Larry Hand
C	63 Jon Morris	RE	70 Billy Howard
RG	66 Bob Kowalkowski	LLB	50 Paul Naumoff
RT	76 Rockne Freitas	MLB	52 Jim Laslavic
TE	88 Charlie Sanders	RLB	59 Charlie Weaver
WR	43 Marlin Briscoe	LCB	20 Lem Barney
QB	14 Joe Reed	RCB	23 Lewi Johnson
RB	24 Dexter Bussey	LS	40 Charlie West
RB	42 Althea Taylor	RS	26 Dick Jauron

Pro Bowl Selections: Lem Barney (DB), Charlie Sanders (TE)

### Team Statistics

Total First Downs	241	Opp	255
Rushing	111		100
Passing	111		116
Penalty	19		19
Total Net Yards	4064		4000
Avg. Per Game	290.2		285.7
Total Plays	935		878
Avg. Per Play	4.3		4.6
Net Yards Rushing	2147		1929
Avg. Per Game	153.4		137.8
Total Rushes	532		480
Net Yards Passing	2240		2377
Avg. Per Game	160.0		169.8
Sacked/Yards Lost	41/233		38/306
Gross Yards			
Att./Completions	362/183		360/181
Completion Pct.	50.6		50.3
Had Intercepted	12		20
Punts/Average	81/41.9		80/36.9
Penalties/Yards	95/838		95/784
Fumbles/Ball Lost	28/18		30/17
Touchdowns			
Rushing	10		12
Passing	15		16
Returns	4		3

### Points Scored

Lions	54	49	61	82	0	246
Opponents	47	53	95	64	3	262

### Scoring

	TD	Ru	Pa	Yc	PAT	Fg	S	Pts
Mann	0	0	0	0	25/29	14/21	0	67
Briscoe	4	4	0	0	0/0	0/0	0	24
Bussey	4	2	2	0	0/0	0/0	0	24
Jarvis	4	0	4	0	0/0	0/0	0	24
Taylor	4	4	0	0	0/0	0/0	0	24
Sanders	3	0	0	0	0/0	0/0	0	24
King	2	2	0	0	0/0	0/0	0	12
Staggers	2	0	2	0	0/0	0/0	0	12
Ball	1	0	0	1	0/0	0/0	0	6
Davis	1	0	0	1	0/0	0/0	0	6
Johnson	1	0	0	1	0/0	0/0	0	6
O'Neill	1	0	0	1	0/0	0/0	0	6
Reed	1	1	0	0	0/0	0/0	0	6
B. Thompson	1	1	0	0	0/0	0/0	0	6
Pice	0	0	0	0	0/0	0/0	0	2
Lions	29	10	15	4	25/29	14/21	1	245
Opponents	31	12	16	3	26/31	16/23	1	262

### Rushing

	Att	Yds	Avg	Lg	TD
Bussey	157	696	4.4	32t	2
Taylor	195	638	3.3	24	4
B. Thompson	51	258	5.3	46t	2
King	61	260	4.3	26	2
Reed	34	193	5.7	22	1
Landry	20	92	4.6	14	0
Staggers	2	26	13.0	14	0
Jarvis	1	0	0.0	0	0
Munson	4	-3	-0.8	2	0
Briscoe	4	-3	-0.7	6	0
Hooks	4	-8	-2.0	3	0
L. Thompson	1	-12	-12.0	-12	0
Lions	532	2147	4.0	46t	10
Opponents	480	1929	4.0	57t	12

### Receiving

	Rec	Yds	Avg	Lg	TD
Sanders	37	486	13.1	32	3
Jarvis	29	501	17.3	62	4
Briscoe	22	347	15.8	68t	2
Taylor	21	111	5.3	17	0
B. Thompson	19	122	6.4	22	0
Bussey	14	175	12.5	69t	2
Staggers	14	174	12.4	23	0
King	13	81	6.2	22	0
Farmer	6	86	14.3	22	0
Franklin	5	109	21.8	36	0
McMakin	2	43	21.5	30	0

### Hooks

Lions											183	2240	12.3	65t	15
Opponents											181	2377	12.1	56t	16
Passing	Att	Cmp	Yds	Cmp%	Avg	TD	Int	Int%	Lg	Sk/Y	Rtg				
Reed	191	86	1181	45.0	6.18	9	4.7	10	5.2	65t	14/119	89.3			
Munson	109	65	626	59.6	5.74	5	54.8	2	1.8	32	8/65	83.4			
Landry	56	31	403	55.4	7.20	1	1.8	0	0.0	36	17/29	84.2			
Concannon	2	1	30	50.0	15.00	0	0.0	0	0.0	30	1/9	106.3			
Briscoe	2	0	0	0.0	0.0	0	0.0	0	0.0	0	0/0	2.1			
King	1	0	0	0.0	0.0	0	0.0	0	0.0	0	1/1	2.1			
H. Weaver	1	0	0	0.0	0.0	0	0.0	0	0.0	0	0/0	2.1			
Lions	362	183	2240	50.6	6.19	15	4.1	12	3.3	65t	41/223	70.0			
Opponents	360	181	2377	50.3	6.60	16	4.4	20	5.6	56t	39/306	63.2			
Interceptions											Int	Yds	Avg	Lg	TD
Barney											5	23	4.6	13	0
Jaroun											4	39	9.8	38	0
Johnson											3	71	23.7	45	0
Laslavic											2	12	6.0	10	0
Naumoff											2	11	5.5	9	0
Davis											1	67	67.0	67t	1
Hand											1	38	38.0	38	0
Weaver											1	31	31.0	31	0
Wiers											1	23	23.0	23	0
Lions											20	315	15.8	67t	1
Opponents											12	82	6.8	28	1

### Interceptions

Player	Plays	Yds	Avg	Lg	TD
Weaver	80	3361	42.0	61	1
Mann	1	34	34.0	34	0
Lions	81	3395	41.9	61	1
Opponents	80	2958	36.9	67	5

### Punting

	Pnt	Yds	Avg	Lg	B
Weaver	80	3361	42.0	61	1
Mann	1	34	34.0	34	0
Lions	81	3395	41.9	61	1
Opponents	80	2958	36.9	67	5

### Punt Returns

	PR	FC	Yds	Avg	Lg	TD
West	22	8	219	10.0	43	0
Barney	8	3	80	10.0	30	0
Jauron	6	3	29	4.8	10	0
Lions	36	12	328	9.1	43	0
Opponents	41	5	524	12.8	52t	1

### Kickoff Returns

	KR	Yds	Avg	Lg	TD
B. Thompson	22	565	25.7	42	0
L. Thompson	12	271	22.6	33	0
King	6	117	19.5	29	0
Weger	3	42	14.0	20	0
West	2	41	20.5	25	0
Bussey	2	38	19.0	22	0
Hooks	2	8	4.0	8	0
Dunlap	1	19	19.0	19	0
Hernigian	1	13	13.0	13	0
Dennis	1	0	0.0	0	0
Lions	52	1114	21.4	42	0
Opponents	53	1084	20.5	49	0

### Field Goals

	FG	Yds	Avg	Lg	TD
Mann	1-19	20-29	30-39	40-49	50+
Lions	1/1	6/6	4/9	3/5	0/0
Opponents	0/0	8/11	6/8	2/4	0/0

### NFL Standings

NFC Central	W	L	T	Pct	Pts	Opp	AFC Central	W	L	T	Pct	Pts	Opp
Minnesota	12	2	0	.857	377	180	Pittsburgh	12	2	0	.857	373	162
Detroit	7	7	0	.500	245	262	Cincinnati	11	3	0	.786	340	246
Chicago	4	10	0	.286	191	379	Houston	10	4	0	.714	293	226
Green Bay	4	10	0	.286	226	285	Cleveland	3	11	0	.214	218	372
NFC East	11	3	0	.786	356	276	AFC East	10	4	0	.714	395	269
St. Louis	10	4	0	.714	350	268	Baltimore	10	4	0	.714	357	222
Washington	8	6	0	.571	325	276	Buffalo	8	6	0	.571	420	355
NY Giants	5	9	0	.357	216	306	New England	3	11	0	.214	258	433
Philadelphia	4	10	0	.286	225	302	NY Jets	3	11	0	.214	258	358
NFC West	12	2	0	.857	312	135	AFC West	11	3	0	.786	375	255
Los Angeles	5	9	0	.357	255	286	Denver	6	8	0	.429	254	307
San Francisco	4	10	0	.286	240	289	Kansas City	5	9	0	.357	282	341
New Orleans	2	12	0	.143	165	360	San Diego	2	12	0	.143	189	345
Dai defeated Min, 17-14, and LA defeated StL, 31-23, in AFC playoffs. Dai defeated LA, 37-7, for NFC title. Pit defeated Bal, 28-10, and Oak defeated Cin, 31-28, in AFC playoffs. Pit defeated Oak, 16-10, for AFC title. Pit defeated Dal, 21-17, for NFL title in SB X.													

IN 1975: "One Flew Over the Cuckoo's Nest" sweeps the Oscars for Best Picture, Director (Milos Forman), Actor (Jack Nicholson) and Actress (Louise Fletcher).



# YEAR-BY-YEAR RESULTS

Detroitlions.com  
Media.Detroitlions.com

## 1976

Record: 6-8, 3rd NFC Central

Date	W/L	Score	Opponent	Att
9/12	L	3-10	at Chicago	54,125
9/19	W	24-10	Atlanta	50,840
9/26	L	9-10	Minnesota	77,292*
10/3	L	14-24	at Green Bay	55,041
10/10	W	30-10	New England	60,174
10/17	L	7-20	at Washington	45,906
10/24	W	41-14	at Seattle	61,280
10/31	W	27-6	Green Bay	74,992
11/7	L	23-31	at Minnesota	46,735
11/14	L	16-17	at New Orleans	42,048
11/21	W	14-10	Chicago	78,042*
11/25	W	27-14	Buffalo	66,875
12/5	L	10-24	at NY Giants	66,068
12/11	W	17-20	Los Angeles	73,470

\* Silverdome sellout

### Usual Starters

Offense	Defense
WR 45 Ray Jarvis	LE 82 Ken Sanders
LT 71 Craig Hertwig	LT 83 Jim Mitchell
LG 62 Lynn Boden	RT 74 Larry Ham
C 63 Jon Morris	RE 70 Billy Howard
RG 66 Bob Kowalkowski	LLB 50 Paul Naumoff
RT 76 Rockne Freitas	MLB 52 Jim Laslavic
TE 88 Charlie Sanders	RLB 59 Charlie Weaver
QB 49 Larry Walton	LEB 20 Lem Barney
OB 11 Greg Landry	KCB 23 Levi Johnson
RB 24 Dexter Bussey	RCB 40 Charlie West
RB 25 Horace King	RS 28 James Hunter

Pro Bowl Selections: Lem Barney (DB), Charlie Sanders (TE)

### Team Statistics

	Det	Opp
Total First Downs	259	191
Rushing	123	94
Passing	120	76
Penalty	16	21

3rd Down Pct.

Total Net Yards	Det	Opp
	4353	3587

Avg. Per Game	Det	Opp
	311	256

Total Plays	Det	Opp
	939	837

Avg. Per Play	Det	Opp
	4.6	4.2

Net Yards Rushing	Det	Opp
	2213	1901

Avg. Per Game	Det	Opp
	158	136

Total Rushes	Det	Opp
	516	486

Net Yards Passing	Det	Opp
	2140	1686

Avg. Per Game	Det	Opp
	153	120

Sacked/Yards Lost	Det	Opp
	67/490	28/218

Gross Yards	Det	Opp
	356/201	313/137

Att./Completions	Det	Opp
	56/5	43/8

Completion Pct.	Det	Opp
	24	12

Had Intercepted	Det	Opp
	20	12

Punts/Average	Det	Opp
	84/39.0	83/40.6

Penalties/Yards	Det	Opp
	97/819	80/700

Fumbles/Ball Lost	Det	Opp
	38/21	27/15

Touchdowns	Det	Opp
	32	25

Rushing	Det	Opp
	9	13

Passing	Det	Opp
	20	11

Returns	Det	Opp
	3	1

Points Scored	Det	Opp
	01	02

Lions	Opponents
27	50

Scoring	TD	Ru	Pa	Rt	PAT	FG	S	Pts
Ricardo	0	0	0	0	19/21	10/14	0	49

Sanders	5	0	5	0	0/0	0/0	0	30
---------	---	---	---	---	-----	-----	---	----

Jarvis	5	0	5	0	0/0	0/0	0	30
--------	---	---	---	---	-----	-----	---	----

D. Hill	5	0	5	0	0/0	0/0	0	30
---------	---	---	---	---	-----	-----	---	----

Gaines	5	4	1	0	0/0	0/0	0	30
--------	---	---	---	---	-----	-----	---	----

Mann	0	0	0	0	9/10	4/10	0	21
------	---	---	---	---	------	------	---	----

Bussey	3	3	0	0	0/0	0/0	0	18
--------	---	---	---	---	-----	-----	---	----

Walton	3	0	3	0	0/0	0/0	0	18
--------	---	---	---	---	-----	-----	---	----

Landry	1	1	0	0	0/0	0/0	0	6
--------	---	---	---	---	-----	-----	---	---

Reed	1	1	0	0	0/0	0/0	0	6
------	---	---	---	---	-----	-----	---	---

Gaines	1	0	1	0	0/0	0/0	0	6
--------	---	---	---	---	-----	-----	---	---

Hunter	1	0	0	1	0/0	0/0	0	6
--------	---	---	---	---	-----	-----	---	---

Johnson	1	0	0	1	0/0	0/0	0	6
---------	---	---	---	---	-----	-----	---	---

Barney	1	0	0	1	0/0	0/0	0	6
--------	---	---	---	---	-----	-----	---	---

Lions	32	9	20	3	28/31	14/24	0	261
-------	----	---	----	---	-------	-------	---	-----

Opponents	25	13	11	1	25/25	15/28	0	220
-----------	----	----	----	---	-------	-------	---	-----

Rushing	Att	Yds	Avg	Lg	TD
Bussey	196	858	4.4	46	3

Gaines	155	659	4.3	26	4
--------	-----	-----	-----	----	---

King	93	325	3.5	22	5
------	----	-----	-----	----	---

Landry	43	234	5.4	28	1
--------	----	-----	-----	----	---

Reed	11	63	5.7	14	1
------	----	----	-----	----	---

B. Thompson	11	42	3.8	9	0
-------------	----	----	-----	---	---

Lions	516	2213	4.3	56	9
-------	-----	------	-----	----	---

Opponents	496	1901	3.8	56	13
-----------	-----	------	-----	----	----

Receiving	Rec	Yds	Avg	Lg	TD
Jarvis	39	822	21.1	74	5

Sanders	35	545	15.6	34	5
---------	----	-----	------	----	---

Bussey	28	218	7.8	27	0
--------	----	-----	-----	----	---

Gaines	23	130	5.7	24	1
--------	----	-----	-----	----	---

King	21	163	7.8	19	0
------	----	-----	-----	----	---

Walton	20	293	14.7	28	3
--------	----	-----	------	----	---

D. Hill	19	249	13.1	27	5
---------	----	-----	------	----	---

Lions	201	2140	10.7	74	20
-------	-----	------	------	----	----

Opponents	137	1686	12.3	69	11
-----------	-----	------	------	----	----

Player	Att	Cmp	Cmp%	Yds	Avg	TD	Int%	Lg	SKY	Rtg
Landry	291	168	57.7	2,191	7.53	17	5.8	8	74	95.397

Reed	62	32	51.6	425	6.85	3	4.8	3	57	12.953
------	----	----	------	-----	------	---	-----	---	----	--------

Weaver	2	1	50.0	14	7.00	0	0.0	0	14	0.0
--------	---	---	------	----	------	---	-----	---	----	-----

Hill	1	0	0.0	0	0.0	0	0.0	0	100.0	0	0/0	0.0
Lions	356	201	56.5	2,630	7.39	20	5.6	12	3.4	74	67/490	84.5

Opponents	313	137	1,904	43.8	7.39	11	3.5	24	7.7	69	28/218	43.1
-----------	-----	-----	-------	------	------	----	-----	----	-----	----	--------	------

Interceptions	Int	Yds	Avg	Lg	TD
Hunter	7	120	17.1	39	1

Johnson	6	206	-	76	1
---------	---	-----	---	----	---

Barney	2	62*	-	26	1
--------	---	-----	---	----	---

C. Weaver	2	24	12.0	19	0
-----------	---	----	------	----	---

Laslavic	2	13	6.5	13	0
----------	---	----	-----	----	---

Lions	24	445	18.5	76	3
-------	----	-----	------	----	---

Opponents	12	121	10.1	na	0
-----------	----	-----	------	----	---

\*Includes lateral yardage

Punting	Pnt	Yds	Avg	Lg	B
Weaver	83	3280	39.5	69	1

Ricardo	1	16	16.0	16	0
---------	---	----	------	----	---

Lions	84	3296	39.0	69	1
-------	----	------	------	----	---

Opponents	83	3370	40.6	64	-
-----------	----	------	------	----	---

Punt Returns	PR	FC	Yds	Avg	Lg	TD
Barney	23	22	191	8.3	84	0

West	3	2	9	3.0	59	0
------	---	---	---	-----	----	---

Hunter	4	0	7	2.3	5	0
--------	---	---	---	-----	---	---

Napel	1	0	0	0.0	-	0
-------	---	---	---	-----	---	---

Lions	31	24	207	6.7	30	0
-------	----	----	-----	-----	----	---

Opponents	39	15	287	7.1	23	0
-----------	----	----	-----	-----	----	---

Kickoff Returns	KR	Yds	Avg	Lg	TD
Hunter	14	375	26.8	84	0

B. Thompson	22	431	19.6	59	0
-------------	----	-----	------	----	---

L. Thompson	5	86	17.2	32	0
-------------	---	----	------	----	---

King	3	63	21.0	26	0
------	---	----	------	----	---

Lions	47	987	21.0	84	0
-------	----	-----	------	----	---

Opponents	55	1188	21.6	68	0
-----------	----	------	------	----	---

Field Goals	1-19	20-29	30-39	40-49	50+
Ricardo	1/1	3/4	3/3	3/6	0/0

Mann	0/0	1/2	2/3	1/4	0/1
------	-----	-----	-----	-----	-----

Lions	1/1	4/6	5/6	4/10	0/1
-------	-----	-----	-----	------	-----

Opponents	0/0	1/2	8/10	6/13	0/3
-----------	-----	-----	------	------	-----

### NFL Standings

NFC Central	W	L	T	Pct	Pts	OP	AFC Central	W	L	T	Pct	Pts	OP
Minnesota	11	2	1	.821	305	176	Pittsburgh	10	4	0	.714	342	138

Chicago	7	7	0	.500	253	216	Cincinnati	10	4	0	.714	335	210
---------	---	---	---	------	-----	-----	------------	----	---	---	------	-----	-----

DETROIT	6	8	0	.429	262	220	Cleveland	9	5	0	.643	267	287
---------	---	---	---	------	-----	-----	-----------	---	---	---	------	-----	-----

Green Bay	5	9	0	.357	218	299	Houston	5	9	0	.357	222	273
-----------	---	---	---	------	-----	-----	---------	---	---	---	------	-----	-----

### NFC East

Dallas	11	3	0	.786	296	194	Baltimore	11	3	0	.786	417	246
--------	----	---	---	------	-----	-----	-----------	----	---	---	------	-----	-----

Washington	10	4	0	.714	291	217	New England	11	3	0	.786	376	236
------------	----	---	---	------	-----	-----	-------------	----	---	---	------	-----	-----

St. Louis	10	4	0	.714	309	267	Miami	6	8	0	.429	263	264
-----------	----	---	---	------	-----	-----	-------	---	---	---	------	-----	-----

Philadelphia	4	10	0	.286	165	286	NY Jets	3	11	0	.214	169	363
--------------	---	----	---	------	-----	-----	---------	---	----	---	------	-----	-----

NY Giants	3	11	0	.214	170	250	Buffalo	2	12	0	.143	245	363
-----------	---	----	---	------	-----	-----	---------	---	----	---	------	-----	-----

### NFC West

Los Angeles	10	3	1	.750	351	190	Oakland	13	1	0	.929	350	237
-------------	----	---	---	------	-----	-----	---------	----	---	---	------	-----	-----

San Francisco	8	6	0	.571	270	190	Denver	9	5	0	.643	315	206
---------------	---	---	---	------	-----	-----	--------	---	---	---	------	-----	-----



# YEAR-BY-YEAR RESULTS

Detroitlions.com  
Media.Detroitlions.com

## 1977

Record: 6-8, 3rd NFC Central

Date	W/L	Score	Opponent	Att
9/18	L	20-30	at Chicago	51,530
9/25	W	23-19	New Orleans	51,438
10/2	W	17-13	Philadelphia	57,236
10/9	L	7-14	at Minnesota	45,860
10/16	W	10-6	Green Bay	78,452*
10/23	L	7-28	at San Francisco	39,392
10/30	L	0-37	at Dallas	63,160
11/6	W	20-0	San Diego	72,559
11/13	L	6-17	at Atlanta	47,461
11/20	W	16-7	Tampa Bay	49,751
11/24	L	14-31	Chicago	71,373
12/4	L	9-10	at Green Bay	56,367
12/11	W	13-10	at Baltimore	45,124
12/17	L	21-30	Minnesota	78,452*

\* Silverdome sellout

### Usual Starters

WR	86	J.D. Hill
LT	75	Jim Yarbrough
LG	73	Russ Bolinger
C	63	Jon Morris
RG	62	Lynn Bodin
RT	71	Craig Heitwig
TE	81	David Hill
WR	45	Ray Jarvis
QB	11	Greg Landry
RB	25	Horace Kinyard
RB	32	Rick Kane

### Team Statistics

	Det	Opp
Total First Downs	218	206
Rushing	94	93
Passing	103	103
Penalty	21	10
3rd Down Made/Att	79/226	74/206
3rd Down Pct.	35.0	35.9
Total Net Yards	3224	3772
Avg. Per Game	230.3	269.4
Total Plays	917	855
Avg. Per Play	3.5	4.4
Net Yards Rushing	1706	1905
Avg. Per Game	121.9	136.1
Total Rushes	479	521
Net Yards Passing	1518	1867
Avg. Per Game	108.4	133.4
Sacked/Yards Lost	54/44.1	32/25.6
Gross Yards	1959	2123
Att./Completions	384/191	302/161
Completion Pct.	49.7	53.3
Had Intercepted	16	19
Punts/Average	101/36.2	87/39.5
Penalties/Yards	86/652	88/770
Fumbles/Ball Lost	26/14	28/15
Touchdowns	23	31
Rushing	11	13
Passing	7	14
Returns	5	4

### Points Scored

	Q1	Q2	Q3	Q4	OT	Pts
Lions	34	29	47	73	-	183
Opponents	48	25	56	53	-	232

### Scoring

	TD	Ru	Pa	Rt	PAT	FG	S	Pts
Mike-Mayer	0	0	0	0	19/21	8/19	0	43
Bussley	5	4	1	0	0/0	0/0	0	30
Kane	4	4	0	0	0/0	0/0	0	24
D. Hill	2	0	2	0	0/0	0/0	0	12
Payton	2	0	2	0	0/0	0/0	0	12
Thompson	2	1	0	1	0/0	0/0	0	12
Blue	1	0	1	0	0/0	0/0	0	6
J.D. Hill	1	0	1	0	0/0	0/0	0	6
Jarvis	1	0	1	0	0/0	0/0	0	6
King	1	1	0	0	0/0	0/0	0	6
O'Neil	1	0	0	1	0/0	0/0	0	6
Pinciney	1	0	1	0	0/0	0/0	0	6
C. Sanders	1	0	1	0	0/0	0/0	0	6
English	0	0	0	0	0/0	0/0	1	2
Lions	23	11	7	5	19/23	8/19	1	183
Opponents	31	13	14	4	28/31	12/24	0	252

### Rushing

	Att	Yds	Avg	Lg	TD
King	155	521	3.4	35	1
Kane	124	421	3.4	35	4
Bussley	85	338	4.0	31	1
Hubbard	38	150	3.9	16	1
Landry	25	99	4.0	13	0
Thompson	31	91	2.9	16	1
Danielson	7	62	8.9	16	0
Payton	4	13	3.3	14	0
D. Hill	4	10	2.5	14	0
Reed	3	4	1.3	2	0
Botton	1	3	3.0	0	0
Summers	1	0	0.0	0	0
Blue	1	-6	-6.0	-6	0
Lions	479	1706	3.6	35	11
Opponents	521	1905	3.7	32	13

### Receiving

	Rec	Yds	Avg	Lg	TD
King	40	238	6.0	30	0
D. Hill	32	465	14.5	31	2
Jarvis	28	353	12.6	28	1
J.D. Hill	24	247	10.3	23	1
Kane	18	186	10.3	20	1
C. Sanders	14	170	12.1	24	0
Bussley	11	116	10.5	29	1
Blue	8	90	11.3	21	1
Thompson	7	42	6.0	18	0

Hubbard	6	36	6.0	18	0
Payton	2	10	5.0	14	0
Botton	1	6	6.0	6	0
Lions	191	1959	10.3	61	7
Opponents	161	2123	13.2	75	14

	Att	Cmp	Yds	Cmp%	Avg	TD	Int%	Lg	Sk/Y	Rtg
Passing	240	129	1359	56.3	5.66	6	2.5	7	2.9	39
Landry	100	42	445	42.0	4.45	1	1.0	5	5.0	61
Danielson	40	13	150	32.5	3.75	0	0.0	26	11/75	5.2
Reed	1	5	100.0	5.00	0.0	0	0.0	5	0/0	106.3
Summers	1	0	0.0	0.00	0.0	0	0.0	0	0/0	2.1
D. Hill	1	0	0.0	0.00	0.0	0	0.0	0	0/0	2.1
Payton	1	0	0.0	0.00	0.0	0	0.0	0	0/0	2.1
Thompson	1	0	0.0	0.00	0.0	0	0.0	0	0/0	2.1
Lions	384	191	1959	49.7	5.10	7	1.8	16	4.2	61
Opponents	302	161	2123	53.3	7.03	14	4.6	19	6.3	32/256

### Interceptions

	Int	Yds	Avg	Lg	TD
Hunter	6	104	17.3	26	0
Jauron	3	55	18.3	28	0
Barney	3	27	9.0	22	0
Pinciney	2	61	30.5	48	1
Johnson	2	51	25.5	32	0
Laslavic	1	14	14.0	14	0
West	1	7	7.0	7	0
Weaver	1	0	0.0	0	0
Lions	19	319	16.8	48	1
Opponents	16	207	12.9	50	1

### Punting

	Pnt	Yds	Avg	In	Lg	B
Summers	93	3420	36.8	6	51	0
Hoopes	6	235	39.2	0	48	0
Lions	101	3655	36.2	6	51	0
Opponents	87	3439	39.5	-	70	0

### Punt Returns

	PR	FC	Yds	Avg	Lg	TD
Payton	27	0	273	10.1	87	1
Jauron	11	8	41	3.7	12	0
Rich	2	18	9.0	13	0	0
Kane	1	1	13	13.0	13	0
Blue	1	0	0.0	0	0	0
King	0	1	0	0	0	0
Barney	0	2	0	0	0	0
Lions	42	13	345	8.2	87	1
Opponents	62	16	535	8.6	70	1

### Kickoff Returns

	KR	Yds	Avg	Lg	TD
Payton	18	457	25.4	98	1
Kane	16	376	23.5	33	0
Botton	6	86	14.3	26	0
Thompson	5	84	16.8	24	0
Rich	5	73	14.6	19	0
Hunter	4	95	23.8	30	0
Blue	1	24	24.0	24	0
Hubbard	1	18	18.0	18	0
Bodin	1	14	14.0	14	0
Woodcock	1	12	12.0	12	0
Lions	83	2039	24.6	91	0
Opponents	68	1560	22.9	67	0

### Field Goals

	1-19	20-29	30-39	40-49	50+
Mike-Mayer	0/0	2/5	3/7	3/7	0/0
Lions	0/0	2/5	3/7	3/7	0/1
Opponents	0/0	5/6	6/10	1/6	0/1

### NFL Standings

NFC Central	W	L	T	Pct	Pts	OP	AFC Central	W	L	T	Pct	Pts	OP
Minnesota	9	5	0	.643	231	227	Pittsburgh	9	5	0	.643	283	243
Chicago	9	5	0	.643	255	253	Houston	8	6	0	.571	238	235
DETROIT	6	8	0	.429	183	252	Cincinnati	8	6	0	.571	299	230
Green Bay	4	10	0	.286	134	219	Cleveland	6	8	0	.429	269	267
Tampa Bay	2	12	0	.143	103	223	AFC East						
NFC East							Baltimore	10	4	0	.714	295	221
Dallas	12	2	0	.857	345	212	Miami	10	4	0	.714	313	197
Washington	9	5	0	.643	196	189	New England	9	5	0	.643	278	217
St. Louis	7	7	0	.500	272	287	N.Y. Jets	3	11	0	.214	160	313
Philadelphia	5	9	0	.357	220	207	Buffalo	3	11	0	.214	191	300
NY Giants	5	9	0	.357	181	265	AFC West						
NFC West							Denver	12	2	0	.857	274	148
Los Angeles	10	4	0	.714	302	146	Oakland	11	3	0	.786	351	230
Atlanta	7	7	0	.500	179	129	San Diego	7	7	0	.500	202	205
San Francisco	5	9	0	.357	220	260	Seattle	5	9	0	.357	282	373
New Orleans	3	11	0	.214	232	336	Kansas City	2	12	0	.143	225	389

Dal. defeated Chi. 27-7, and Min. defeated LA. 14-7, in NFC playoffs. Dal. defeated Min. 23-6, for NFC title. Den. defeated Pitt. 34-21, and Oak. defeated Bal. 37-31, in AFC playoffs. Den. defeated Oak. 20-17, for AFC title. Dal. defeated Den. 27-10, for NFL title in SB XII.

IN 1977: Star Wars' is the year's top box office attraction, earning a record \$193,500,000.



# YEAR-BY-YEAR RESULTS

Detroitlions.com  
Media.Detroitlions.com

## 1978

Record: 7-9, 3rd NFC Central

Date	W/L	Score	Opponent	Att
9/3	W	17-13	Green Bay	51,167
9/9	W	15-7	at Tampa Bay	64,445
9/17	L	0-19	Chicago	65,982
9/24	L	16-28	at Seattle	56,781
10/1	L	14-35	at Green Bay (MI)	54,601
10/8	L	19-21	Washington	60,355
10/15	L	0-14	at Atlanta	51,172
10/22	W	31-14	San Diego	54,031
10/29	W	21-17	at Chicago	53,376
11/5	L	7-17	at Minnesota	46,008
11/12	L	34-23	Tampa Bay	60,320
11/19	L	17-29	at Oakland	44,517
11/23	W	17-14	Denver	71,185
12/3	L	14-21	at St. Louis	39,200
12/9	W	45-14	Minnesota	78,685*
12/17	W	33-14	San Francisco	56,674

\* Silverdome sellout

### Usual Starters

#### Offense

WR	89	Luther Blue
TE	81	David Hill
LT	76	Karl Baldischwiler
LG	61	Homer Elias
C	54	Larry Tearey
RG	62	Lynn Boden
RT	74	Brad Dantes
WR	87	Fred Scott
QB	16	Gary Danielson
RB	24	Dexter Bussey
RB	25	Horace King

Pro Bowl Selections: Al Baker (DE), Doug English (DT), David Hill (TE)

#### Team Statistics

<b>Total First Downs</b>	269
Rushing	105
Passing	141
Penalty	23
3rd Down: Made/Att	75/236
3rd Down Pct.	31.8
<b>Total Net Yards</b>	4485
Avg. Per Game	279.1
<b>Total Plays</b>	1001
Avg. Per Play	4.5
<b>Net Yards Rushing</b>	2163
Avg. Per Game	135.2
<b>Total Rushes</b>	525
Avg. Per Play	2302
Sacked/Yards Lost	143/9
Gross Yards	47/444
Att./Completions	274/6
Completion Pct.	27.6
Had Intercepted	18
<b>Punts/Average</b>	87/40.2
<b>Penalties/Yards</b>	128/1003
<b>Fumbles/Ball Lost</b>	35/15
<b>Touchdowns</b>	33
Rushing	12
Passing	19
Returns	2

#### Points Scored

Lions	70
Opponents	50

#### Scoring

Ricardo	0	0
Bussey	6	5
King	6	4
Hill	4	0
J. Thompson	4	0
L. Thompson	4	0
Blue	2	0
Kane	2	0
Scott	2	0
Allen	1	0
Bradley	1	0
Gainies	1	0
Lions	33	12
Opponents	39	18

#### Rushing

Bussey	225
King	155
Gainies	118
Kane	44
Danielson	22
Scott	4
Landry	2
O'Neil	1
Hill	3
Blue	5
Daykin	1
L. Thompson	1
J. Thompson	2
Beaton	2
Reed	1
Lions	525
Opponents	565

#### Receiving

Hill	53
King	48
Scott	37
Blue	31
Bussey	31
J. Thompson	18
Kane	16

#### Defense

LE	75	Dave Purefoy
LT	77	John Woodcock
RT	78	Doug English
RE	60	Al Baker
LLB	50	Paul Naumoff
MLB	55	Ed O'Neil
RLB	59	Charlie Weaver
LCB	21	Walt Williams
FS	40	Jimmy Allen
SS	29	Mike Burns
RCB	27	Luther Bradley

#### Opp

LE	75	Dave Purefoy
LT	77	John Woodcock
RT	78	Doug English
RE	60	Al Baker
LLB	50	Paul Naumoff
MLB	55	Ed O'Neil
RLB	59	Charlie Weaver
LCB	21	Walt Williams
FS	40	Jimmy Allen
SS	29	Mike Burns
RCB	27	Luther Bradley

#### Opp

LE	75	Dave Purefoy
LT	77	John Woodcock
RT	78	Doug English
RE	60	Al Baker
LLB	50	Paul Naumoff
MLB	55	Ed O'Neil
RLB	59	Charlie Weaver
LCB	21	Walt Williams
FS	40	Jimmy Allen
SS	29	Mike Burns
RCB	27	Luther Bradley

#### Opp

LE	75	Dave Purefoy
LT	77	John Woodcock
RT	78	Doug English
RE	60	Al Baker
LLB	50	Paul Naumoff
MLB	55	Ed O'Neil
RLB	59	Charlie Weaver
LCB	21	Walt Williams
FS	40	Jimmy Allen
SS	29	Mike Burns
RCB	27	Luther Bradley

### L. Thompson

#### Gaines

Jarvis	2
Lions	247
Opponents	191

#### Passing

Danielson	351	199	2294	56.7	6.54	18	5.1	17	4.8	47c	25/237	73.9
Landry	77	48	452	62.3	5.87	1	1.3	1	1.3	20	21/205	77.4
Skidaway	1	0	0	0.0	0.0	0	0.0	0	0.0	0	0/0	2.1
King	0	0	0	0.0	0.0	0	0.0	0	0.0	0	1/2	0
Lions	429	247	2746	57.6	6.40	19	4.4	18	4.2	47c	47/444	73.9
Opponents	350	191	2781	54.6	7.95	19	5.4	22	6.3	55/482	72.6	

#### Interceptions

Allen	5
O'Neil	4
Bradley	3
Weaver	3
Hunter	2
Rhodes	1
Pinkney	1
Naumoff	1
Williams	1
Burns	1
Lions	22
Opponents	18

#### Punting

Skidaway	86
Lions	87
Opponents	87

#### Punt Returns

J. Thompson	16
Leonard	10
Scott	8
Blue	7
L. Thompson	3
Hunter	2
Williams	1
Lions	47
Opponents	54

#### Kickoff Returns

J. Thompson	14
L. Thompson	8
Kane	8
Blue	7
Terry	7
Scott	3
Callicott	2
Hunter	1
McGee	1
Lions	51
Opponents	69

#### Field Goals

Ricardo	3/3
Lions	3/3
Opponents	0/0

### NFL Standings

#### NFC Central

Minnesota	8	7	1	531	294	306
Green Bay	8	7	1	531	249	269
DETROIT	7	9	0	438	290	300
Chicago	7	9	0	438	253	274
Tampa Bay	5	11	0	313	241	259

#### AFC Central

Pittsburgh	14	2	0	0	875	356	195
Houston	10	6	0	0	625	283	298
Cleveland	8	8	0	0	500	334	356
Cincinnati	4	12	0	0	250	252	284

#### AFC East

New England	11	5	0	0	688	358	286
Miami	11	5	0	0	688	372	254
NY Jets	8	8	0	0	500	359	364
Buffalo	5	11	0	0	313	302	354
Baltimore	5	11	0	0	313	239	421

#### AFC West

Denver	10	6	0	0	625	282	198
Oakland	9	7	0	0	563	311	283
Seattle	9	7	0	0	563	345	358
San Diego	9	7	0	0	563	355	309
Kansas City	4	12	0	0	250	243	327

#### AFC South

Atlanta	9	7	0	0	563	240	290
New Orleans	7	9	0	0	438	281	298
San Francisco	2	14	0	0	125	219	350

#### AFC North

Los Angeles	12	4	0	0	750	316	245
San Diego	9	7	0	0	563	345	358
San Francisco	2	14	0	0	125	219	350

#### AFC West

Denver	10	6	0	0	625	282	198
Oakland	9	7	0	0	563	311	283
Seattle	9	7	0	0	563	345	358
San Diego	9	7	0	0	563	355	309
Kansas City	4	12	0	0	250	243	327

#### AFC South

Atlanta	9	7	0	0	563	240	290
New Orleans	7	9	0	0	438	281	298
San Francisco	2	14	0	0	125	219	350

#### AFC North

Los Angeles	12	4	0	0	750	316	245
San Diego	9	7	0	0	563	345	358
San Francisco	2	14	0	0	125	219	350

#### AFC West

Denver	10	6	0	0	625	282	198
Oakland	9	7	0	0	563	311	283
Seattle	9	7	0	0	563	345	358
San Diego	9	7	0	0	563	355	309
Kansas City	4	12	0	0	250	243	327

#### AFC South

Atlanta	9	7	0	0	563	240	290
New Orleans	7	9	0	0	438	281	298
San Francisco	2	14	0	0	125	219	350

IN 1978: John Paul I, 65, dies unexpectedly after 34 days as Pope.



# YEAR-BY-YEAR RESULTS

Detroitlions.com  
Media.Detroitlions.com

## 1979

Record: 2-14, 5th NFC Central

Date	W/L	Score	Opponent	Att
9/1	L	16-31	at Tampa Bay	68,225
9/9	L	24-27	Washington	54,991
9/16	L	10-31	at NY Jets	49,612
9/23	W	24-23	Atlanta	56,249
9/30	L	10-13	Minnesota	75,295
10/7	L	17-24	at N. England	60,629
10/14	L	16-24	at Green Bay (MI)	53,930
10/21	L	7-17	at New Orleans	57,428
10/28	L	17-20	Buffalo	61,911
11/4	L	7-35	at Chicago	50,108
11/11	L	14-16	Tampa Bay	70,461
11/18	L	7-14	at Minnesota	43,650
11/22	W	20-0	Chicago	66,219
12/2	L	7-44	at Philadelphia	66,128
12/9	L	10-28	Miami	76,087
12/15	L	13-18	Green Bay	57,376

### Usual Starters

Offense	Defense
WR 87 Fred Scott	LE 75 Dave Purefoy
TE 81 David Hill	LT 71 Dave Gallagher
LT 76 Karl Baldschwiler	RT 78 Doug English
LG 61 Homer Elias	RE 60 Al Baker
C 54 Larry Teary	LLB 55 Ed O'Neil
RG 73 Russ Bolinger	MLB 59 Charlie Weaver
RT 70 Keith Denver	RLB 51 James Harrell
WR 18 Gene Washington	LCB 21 Walt Williams
OB 19 Jeff Komlo	RCB 27 Luther Bradley
HB 24 Dexter Bussey	FS 28 James Hunter
FB 36 Bo Robinson	SS 40 Jimmy Allen

Pro Bowl Selections: Al Baker (DE), David Hill (TE)

### Team Statistics

	Det	Opp
Total First Downs	227	311
Rushing	85	142
Passing	131	128
Penalty	11	41
3rd Down: Made/Att	75/231	81/240
3rd Down Pct.	32.5	33.8
Total Net Yards	4013	4957
Avg. Per Game	250.8	309.8
Total Plays	944	1085
Avg. Per Play	4.3	4.6
Net Yards Rushing	1677	2515
Avg. Per Game	104.8	157.2
Total Rushes	441	638
Net Yards Passing	2336	2442
Avg. Per Game	146.0	152.6
Sacked/Yards Lost	51/439	45/345
Gross Yards	2775	2787
Att./Completions	452/218	402/220
Completion Pct.	48.2	54.7
Int. Intercepted	98/40.1	83/40.0
Punts/Average	110/897	118/972
Penalties/Yards	37/19	30/12
Fumbles/Ball Lost	27	42
Touchdowns	11	22
Rushing	14	15
Passing	2	5
Returns	2	5

### Points Scored

	Q1	Q2	Q3	Q4	OT	Pts
Lions	41	56	48	74	-	219
Opponents	44	115	110	96	-	365

### Scoring

	TD	Ru	Pa	Rt	PAT	FG	S	Pts
Ricardo	0	0	0	0	25/26	10/18	0	55
Kane	5	4	1	0	0/0	0/0	0	30
Scott	5	0	5	0	0/0	0/0	0	30
Hill	3	0	3	0	0/0	0/0	0	18
Komlo	2	2	0	0	0/0	0/0	0	12
Robinson	2	2	0	0	0/0	0/0	0	12
Thompson	2	0	2	0	0/0	0/0	0	12
Blue	1	0	1	0	0/0	0/0	0	6
Bussey	1	1	0	0	0/0	0/0	0	6
Gay	1	0	0	1	0/0	0/0	0	6
S. Hunter	1	1	0	0	0/0	0/0	0	6
King	1	1	0	0	0/0	0/0	0	6
Norris	1	0	1	0	0/0	0/0	0	6
G. Washington	1	0	1	0	0/0	0/0	0	6
Williams	1	0	0	1	0/0	0/0	0	6
English	0	0	0	0	0/0	0/0	0	0
Lions	27	11	14	2	25/27	10/18	1	219
Opponents	42	22	15	5	41/42	24/36	0	365

### Rushing

	Att	Yds	Avg	Lg	TD
Bussey	144	625	4.3	38	1
Kane	94	332	3.5	26	4
Robinson	87	302	3.5	29	2
King	39	180	4.1	23	1
Komlo	30	107	3.6	16	2
Gaines	23	55	2.4	6	0
G. Washington	1	24	24.0	24	0
Thompson	5	24	4.8	16	0
Scott	6	21	3.5	18	0
Hill	1	15	15.0	15	0
Reed	2	11	5.5	11	0
Callicutt	3	6	2.0	6	0
S. Hunter	2	3	1.5	2	1
Gostelyn	1	0	0.0	0	0
O'Neil	1	0	0.0	0	0
Swider	1	0	0.0	0	0
Blue	1	-8	-8.0	-8	0
Lions	441	1677	3.8	38	11
Opponents	638	2515	3.9	55t	22

### Receiving

	Rec	Yds	Avg	Lg	TD
Scott	62	929	15.0	50	5
Hill	47	569	12.1	40	3

Thompson	24	451	18.8	82	2
King	18	150	8.3	30	0
Bussey	15	102	6.8	22	0
G. Washington	14	192	13.7	29t	1
Robinson	14	118	8.4	14	0
Kane	9	104	11.6	36	1
Blue	8	102	12.8	36	1
Norris	4	43	10.8	34	1
Callicutt	2	16	8.0	11	0
Bolinger	1	-1	-1.0	0	0
Lions	218	2775	12.7	82	14
Opponents	220	2787	12.7	66t	15

### Passing

	Att	Cmp	Yds	Cmp%	Avg	TD	Int%	Int%	Lg	Sk/Y	Rtg
Komlo	368	183	2238	49.7	6.08	11	3.0	23	6.3	40/361	52.5
S. Hunter	41	18	321	43.9	7.83	1	2.4	1	2.4	82/433	69.3
Reed	32	14	164	43.8	5.13	2	6.3	1	3.1	50/527	68.1
Gostelyn	9	2	16	22.2	1.78	0	2.2	2	1.5	18/18	64.6
Swider	1	1	36	100.0	36.00	0	0	0	36	0/0	255.9
Skladany	1	0	0	0.0	0.0	0	0	0	0	0/0	2.1
Lions	452	218	2775	48.2	6.14	14	3.1	27	6.0	51/439	53.2
Opponents	402	220	2787	54.7	6.93	15	3.7	14	3.1	45/345	74.5

### Interceptions

	Int	Yds	Avg	Lg	TD
Bradley	4	11	2.8	11	0
J. Allen	4	0	0.0	0	0
J. Hunter	1	6	2.0	6	0
Williams	2	39	19.5	36t	1
Weaver	1	17	17.0	17	0
Lions	14	73	5.2	36t	1
Opponents	27	396	14.7	52t	2

### Punting

	Pnt	Yds	Avg	Int	Lg	B
Swider	68	352	40.0	13	72	0
Skladany	10	406	40.6	0	52	0
Lions	98	3929	40.1	15	72	0
Opponents	83	3316	40.0	15	56	0

### Punt Returns

	PR	FC	Yds	Avg	Lg	TD
Arnold	19	4	164	8.6	27	0
Thompson	9	3	117	13.0	31	0
Ellis	8	0	43	5.4	15	0
Callicutt	4	4	25	6.3	13	0
Woods	2	0	12	6.0	9	0
Leonard	1	0	6	7.0	7	0
Lewis	1	0	5	5.0	5	0
Pesut	1	0	-1	-1.0	-1	0
Lions	45	11	372	8.3	31	0
Opponents	57	15	440	7.7	77t	1

### Kickoff Returns

	KR	Yds	Avg	Lg	TD
Arnold	23	539	23.4	69	0
Callicutt	24	406	16.9	31	0
Kane	13	281	21.6	37	0
Thompson	6	151	25.2	26	0
Leonard	3	70	23.3	28	0
King	2	36	18.0	20	0
Woods	2	34	17.0	17	0
Fanetti	2	18	9.0	17	0
Blue	1	26	26.0	26	0
Robinson	1	8	8.0	8	0
Gay	0	0	0.0	0	0
Lions	78	1569	20.1	69	0
Opponents	51	987	19.4	92t	1

### Field Goals

	1-19	20-29	30-39	40-49	50+
Ricardo	0/0	4/4	4/4	2/8	0/2
Lions	0/0	4/4	4/4	2/8	0/2
Opponents	0/1	9/10	9/11	6/12	0/2

### NFL Standings

NFC Central	W	L	T	Pct	Pts	OP	AFC Central	W	L	T	Pct	Pts	OP
Tampa Bay	10	6	0	.625	273	237	Pittsburgh	12	4	0	.750	416	262
Chicago	10	6	0	.625	306	249	Houston	11	5	0	.688	352	331
Minnesota	7	9	0	.438	259	337	Cleveland	9	7	0	.563	359	352
Green Bay	5	11	0	.313	246	316	Cincinnati	4	12	0	.250	337	421
DETROIT	2	14	0	.125	219	365	AFC East						
NFC East							Miami	10	6	0	.625	341	257
Dallas	11	5	0	.688	371	313	New England	9	7	0	.563	411	326
Philadelphia	5	9	0	.359	239	282	NY Jets	8	8	0	.500	337	363
Washington	10	6	0	.625	348	295	Buffalo	7	9	0	.438	268	279
NY Giants	6	10	0	.375	237	323	Baltimore	5	11	0	.313	271	351
St. Louis	5	11	0	.313	307	358	AFC West						
NFC West							San Diego	12	4	0	.750	411	246
Los Angeles	9	7	0	.563	323	309	Denver	10	6	0	.625	280	282
New Orleans	8	8	0	.500	370	360	Seattle	9	7	0	.563	378	372
Atlanta	6	10	0	.375	300	388	Oakland	9	7	0	.563	365	337
San Francisco	2	14	0	.125	308	416	Kansas City	7	9	0	.438	238	262

Phi defeated Chi, 27-17, in NFC wild card. TB defeated Phi, 24-17, in AFC wild card. LA defeated Dal, 21-19, in NFC playoffs. LA defeated TB, 9-0, for NFC title. Hou defeated Den, 13-7, in AFC wild card. Hou defeated SD, 17-14, and Pit defeated Mia, 34-14, in AFC playoffs. Pit defeated Hou, 27-13, for AFC title. Pit defeated LA, 31-19, for NFL title in SB XIV.

IN 1979: Nuclear power plant accident at Three Mile Island, Pa., releases radioactive compounds into the atmosphere.



# YEAR-BY-YEAR RESULTS

Detroitlions.com  
Media.Detroitlions.com

## 1980

Record: 9-7, 2nd NFC Central

Date	W/L	Score	Opponent	Att
9/7	W	41-20	at Los Angeles	64,892
9/14	W	29-7	at Green Bay (MII)	53,099
9/21	W	20-7	St. Louis	80,027
9/28	L	27-7	Minnesota	80,291*
10/5	L	28-43	at Atlanta	57,625
10/12	W	24-13	New Orleans	78,147*
10/19	L	7-24	at Chicago	58,508
10/26	L	17-20	at Kansas City	59,391
11/2	W	17-13	San Francisco	78,845*
11/9	L	0-34	at Minnesota	46,264
11/16	L	9-10	Baltimore	77,677*
11/23	W	24-10	at Tampa Bay	64,976
11/27	L	17-23ot	Chicago	75,397*
12/7	W	23-24	at St. Louis	46,966
12/14	W	27-14	Tampa Bay	77,098*
12/21	W	24-3	Green Bay	75,111*

\* Silverdome sellout

### Usual Starters

Offense	Defense
WR 87 Fred Scott	LT 75 Dave Purefoy
LT 76 Karl Baldeschwiler	LT 75 William Gay
LG 61 Homer Elias	RT 64 John Mendenhall
C 65 Amas Fowler	RE 60 Al Baker
RG 73 Russ Bolinger	LLB 59 Charlie Weaver
RT 70 Keith Dorney	MLB 57 Ken Fantetti
TE 81 David Hill	RLB 52 Stan White
WR 39 Leonard Thompson	LCB 27 Wayne Smith
QB 16 Gary Danielson	RCB 28 James Hunter
RB 20 Billy Sims	FS 23 Ray Oldham
RB 24 Dexter Bussey	SS 40 Jimmy Allen

Pro Bowl Selections: A. Baker (DE), Eddie Murray (K), Billy Sims (RB)

### Team Statistics

Total First Downs	Det	Opp
Rushing	308	255
Passing	143	100
Penalty	143	143
3rd Down: Made/Att	22/22	84/223
3rd Down Pct.	44.7	37.7
Total Net Yards	5540	4533
Avg. Per Game	346.3	283.3
Total Plays	1040	955
Avg. Per Play	5.3	4.7
Net Yards Rushing	2599	1599
Avg. Per Game	162.4	99.9
Total Rushes	572	449
Net Yards Passing	2941	2934
Avg. Per Game	183.8	183.4
Sacked/Yards Lost	45/346	44/300
Gross Yards	3287	3234
Att./Completions	423/248	462/256
Completion Pct.	58.6	55.4
Held Intercepted	12	23
Punts/Average	73/41.6	93/41.6
Penalties/Yards	104/844	98/815
Fumbles/Ball Lost	40/19	20/11
Touchdowns	36	32
Rushing	21	9
Passing	13	14
Returns	2	9

### Points Scored

Lions	O1	O2	O3	O4	OT	Pts
Lions	40	93	59	142	0	334
Opponents	61	98	36	71	6	272

### Scoring

TD	Ru	Pa	Rt	PAT	FG	S	Pts
Murray	0	0	0	35/36	27/42	0	116
Sims	16	13	3	0	0/0	0	96
Scott	5	1	4	0	0/0	0	30
Bussey	3	0	0	0	0/0	0	18
L. Thompson	3	0	3	0	0/0	0	18
R. Williams	3	1	1	0	0/0	0	18
Danielson	2	2	0	0	0/0	0	12
King	2	1	1	0	0/0	0	12
Hill	1	0	1	0	0/0	0	6
Oldham	1	0	0	1	0/0	0	6
Cole	0	0	0	0	0/0	0	0
Lions	36	21	13	2	35/36	27/42	1
Opponents	32	9	14	9	30/31	16/21	272

### Rushing

Sims	313	1303	4.2	52	13
Bussey	145	720	5.0	40	3
Danielson	48	232	4.8	33	2
Kane	31	125	4.0	22	0
Scott	5	86	17.2	48t	1
L. Thompson	6	61	10.2	30	0
King	18	57	3.2	8	0
R. Williams	2	17	8.5	11t	1
Robinson	3	2	0.7	4	0
J. Thompson	1	-4	-4.0	-4	0
Lions	572	2599	4.5	52	21
Opponents	449	1599	3.6	21	9

### Receiving

Scott	53	834	15.7	43t	4
Sims	51	621	12.2	67t	3
Hill	39	424	10.9	29	1
Bussey	39	364	9.3	30	0
L. Thompson	19	511	26.9	79t	3
King	19	184	9.7	29	1
J. Thompson	11	137	12.5	19	0
R. Williams	10	146	14.6	22t	1
Kane	5	26	5.2	9	0
Friede	2	21	10.5	1	0
Callicut	1	19	19.0	19	0
Lions	248	3287	13.3	87t	13
Opponents	256	3234	12.6	67t	14

Passing	Att	Cmp	Yds	Cmp%	Avg	TD	Int	Int%	Lg	Sk/Y	Rtg	
Danielson	417	244	3223	58.5	7.73	13	31	11	2.6	87t	44/338	82.6
Komo	4	2	26	50.0	6.50	0	0	0	25.0	20	0/0	-33.3
Skidaway	2	2	38	100.0	19.00	0	0	0	0	0	0/0	164.6
R. Williams	0	0	0	0.0	0.00	0	0	0	0	0	1/8	0.0
Lions	423	248	3287	58.6	7.77	13	31	12	2.8	87t	45/346	82.0
Opponents	462	256	3234	55.4	7.00	14	30	23	5.0	67	44/300	66.8

### Interceptions

Player	Att	Yds	Avg	Lg	TD
Allen	6	38	6.3	23	0
Hunter	6	20	3.3	13	0
Oldham	3	39	13.0	29t	1
White	2	22	11.0	15	0
Smith	1	23	23.0	23	0
W. Williams	1	19	19.0	19	0
Fantetti	1	10	10.0	10	0
Baker	1	0	0.0	0	0
Bradley	1	0	0.0	0	0
Weaver	1	-3	-3.0	-3	0
Lions	23	168	7.3	29t	1
Opponents	12	173	14.4	67t	1

### Punting

Ranking	Pts	Yds	Avg	Int	Lg	B
Skladany	72	3036	42.2	16	67	1
Lions	73	3036	41.8	16	67	1
Opponents	93	3865	41.6	16	56	0

### Punt Returns

R. Williams	27	4	259	9.6	53	0
Arnold	28	6	204	7.3	19	0
Callicutt	1	0	0	0.0	0	0
Lions	56	10	463	8.3	53	0
Opponents	38	8	300	7.9	57t	1

### Kickoff Returns

Kane	23	495	21.5	62	0
Callicutt	16	301	18.8	31	0
R. Williams	9	228	25.3	91t	1
Arnold	9	145	16.1	33	0
Lions	57	1169	20.5	91t	1
Opponents	64	1289	20.1	101t	3

### Field Goals

Murray	1-19	20-29	30-39	40-49	50+
Lions	0/1	9/9	10/13	7/15	1/4
Opponents	0/1	9/9	10/13	7/15	1/4
	1/1	7/8	4/6	3/4	1/2

### NFC Standings

NFC Central	W	L	T	Pct	Pts	OP	AFC Central	W	L	T	Pct	Pts	OP
Minnesota	9	7	0	.563	317	308	Cleveland	11	5	0	.688	357	310
DETROIT	9	7	0	.563	334	272	Houston	11	5	0	.688	295	251
Chicago	5	9	0	.438	304	264	Pittsburgh	9	7	0	.563	352	313
Tampa Bay	5	10	1	.344	271	341	Cincinnati	6	10	0	.375	244	312
Green Bay	5	10	1	.344	231	371	AFC East						
NFC East							Buffalo	11	5	0	.688	320	260
Philadelphia	12	4	0	.750	384	222	New England	10	6	0	.625	441	325
Dallas	12	4	0	.750	454	311	Miami	8	8	0	.500	266	305
Washington	6	10	0	.375	261	293	Baltimore	7	9	0	.438	395	387
St. Louis	5	11	0	.313	299	350	NY Jets	4	12	0	.250	302	395
NY Giants	4	12	0	.250	249	350	AFC West						
NFC West							San Diego	11	5	0	.688	418	327
Atlanta	12	4	0	.750	405	272	Oakland	11	5	0	.688	364	306
Los Angeles	11	5	0	.688	424	289	Kansas City	8	8	0	.500	319	336
San Francisco	6	10	0	.375	320	415	Denver	8	8	0	.500	310	323
New Orleans	15	0	0	.1063	291	487	Seattle	4	12	0	.250	291	408

Dal defeated LA, 24-13, in the wild-card game. Min. will not be defeated Min. 31-16, and Dal defeated Atl. 30-27, in NFC playoffs. Min. will not be defeated Min. 27-7, in AFC wild-card. Dal defeated Min. 20-14, and Oakland defeated LA, 14-12, in AFC playoffs. Oak. defeated SD, 34-27, for AFC title. Oak. defeated Phil. 27-10, for NFL title in SB XV.

Dal defeated LA, 24-13, in NFC wild card. Phi defeated Min, 31-16, and Dal defeated Atl, 30-27, in NFC playoffs. Phi defeated Dal, 20-7, for NFC title. Oak defeated Hou, 27-7, in AFC wild card. SD defeated Buf, 20-14, and Oak defeated Cle, 14-12, in AFC playoffs. Oak defeated SD, 34-27, for AFC title. Oak defeated Phi, 27-10, for NFL title in SB XV.

IN 1980: The U.S. Olympic hockey team stuns the sports world, capturing the gold medal at Lake Placid.





# YEAR-BY-YEAR RESULTS

Detroitlions.com  
Media.Detroitlions.com

## 1981

Record: 8-8, 2nd NFC Central

Date	W/L	Score	Opponent	Att
9/6	W	24-17	San Francisco at San Diego	62/123
9/13	L	23-28	at Minnesota	51/624
9/20	L	24-26	Oakland	45/350
9/27	W	16-0	at Tampa Bay	77/919*
10/4	L	10-28	at Denver	71/733
10/11	L	21-27	Chicago	74/816
10/19	W	48-17	Green Bay	71/273
10/25	W	31-27	at Los Angeles	76/063*
11/1	L	13-20	at Washington	61/814
11/8	L	31-33	Dallas	52/086
11/15	W	27-24	at Chicago	79/694*
11/22	W	23-7	Kansas City	50/082
11/26	W	27-10	at Green Bay	76/735*
12/6	L	17-31	Minnesota	54/481
12/12	W	45-7	Tampa Bay	79/428*
12/20	L	17-20	Tampa Bay	80/444*

\* Silverdome sellout

### Usual Starters

Offense	Defense
WR 87 Fred Scott	DE 75 Dave Purefoy
LT 76 Karl Baleschwiler	LT 79 William Gay
LG 61 Homer Elias	RE 78 Doug English
C 65 Amas Fowler	RE 60 Al Baker
RG 73 Russ Bolinger	LLB 53 Gary Cobb
RT 70 Keith Dorney	MLB 57 Ken Fantetti
TE 81 David Hill	RLB 52 Stan White
WR 39 Leonard Thompson	LCB 27 Wayne Smith
QB 17 Eric Hipple	RCB 28 James Hunter
RB 20 Billy Sims	FS 35 Jimmy Allen
RB 24 Dexter Bussey	SS 23 Ray Oldham

Pro Bowl Selections: Doug English (DT), Billy Sims (RB), Tom Skladany (P)

Team Statistics	Det	Opp
Total First Downs	340	279
Rushing	167	93
Passing	150	158
Penalty	23	4846
3rd Down: Made/Att	84/214	77/210
3rd Down Pct.	39.3	36.7

Possession Avg.	31:35	28:25
Total Net Yards	5933	4846
Avg. Per Game	370.8	302.9

Total Plays	1076	991
Avg. Per Play	5.5	4.9

Net Yards Rushing	174.7	101.4
Avg. Per Game	596	469

Total Rushes	3138	3223
Net Yards Passing	196.1	201.4
Avg. Per Game	44/337	47/373

Gross Yards	3475	3596
Att./Completions	436/228	475/261
Completion Pct.	52.3	54.9

Had Intercepted	23	24
Punts/Average	64/43.5	81/42.9
Penalties/Yards	111/390	95/872
Fumbles/Ball Lost	4/120	23/5

Touchdowns	46	38
Rushing	26	14
Passing	18	22
Returns	2	2

Points Scored	Q1	Q2	Q3	Q4	OT	Pts
Lions	81	139	68	109	-	397
Opponents	72	106	39	105	-	322

Scoring	TD	Ru	Pa	Rt	PAT	FG	S	Pts
Murray	0	0	0	0	46/46	25/35	0	121
Sims	15	13	2	0	0/0	0/0	0	90

Hipple	7	7	5	0	0/0	0/0	0	42
Scott	5	0	5	0	0/0	0/0	0	30
Hill	4	0	4	0	0/0	0/0	0	24
L. Thompson	4	1	3	0	0/0	0/0	0	24
Kane	3	2	1	0	0/0	0/0	0	18
Danielson	2	2	0	0	0/0	0/0	0	12
Hall	1	0	0	1	0/0	0/0	0	6
Hall	1	0	0	0	0/0	0/0	0	6
Martin	1	0	0	1	0/0	0/0	0	6
Nichols	1	0	1	0	0/0	0/0	0	6
Porter	1	0	1	0	0/0	0/0	0	6
V. Thompson	1	1	0	0	0/0	0/0	0	6
Lions	46	26	18	2	46/46	25/35	0	397
Opponents	38	14	22	2	37/38	19/22	0	322

Rushing	Att	Yds	Avg	Lg	TD
Sims	296	1437	4.9	51	13
Bussey	105	446	4.2	23	0
Kane	77	332	4.3	20	2
V. Thompson	35	211	6.0	40	2
Hipple	41	168	4.1	18	7
L. Thompson	10	75	7.5	21	1
Nichols	3	50	16.7	30	0
King	7	25	3.6	7	0
Scott	7	25	3.6	10	0
Danielson	9	23	2.6	11t	2
Komlo	6	3	0.5	5	0
Lions	596	2795	4.7	51	26
Opponents	469	1623	3.5	69t	14

Receiving	Rec	Yds	Avg	Lg	TD
Scott	53	1022	19.3	48	5
Hill	33	462	14.0	34	4
L. Thompson	30	550	18.3	94t	3
Sims	28	451	16.1	81t	2
King	20	211	10.6	41	1
Kane	18	187	10.4	40	1
Bussey	18	92	5.1	16	0
Nichols	10	222	22.2	59	1

Norris	8	132	16.5	34	0
V. Thompson	4	40	10.0	17	0
Porter	3	63	21.0	27t	1
Calliutt	2	24	12.0	16	0
Cobb	1	19	19.0	19	0
Lions	28	3475	15.2	94t	18
Opponents	261	3596	13.8	99t	22

Passing	Att	Cmp	Yds	Cmp%	Avg	TD	Int%	Int%	Lg	Sk/Y	Rtg
Hipple	279	140	2358	50.2	8.45	14	5.0	15	5.4	94t	27/208
Danielson	96	56	784	58.3	8.17	3	3.1	5	4.2	45	12/84
Komlo	57	29	290	50.9	5.09	1	1.8	3	5.3	46	5/45
Skidany	3	3	43	100.0	14.33	0	0.0	0	0.0	19	0/0
Scott	1	0	0	0.0	0.0	0	0.0	0	0.0	0	2.1
Lions	436	228	3475	52.3	7.97	18	4.1	23	5.3	94t	44/337
Opponents	475	261	3596	54.9	7.57	22	4.6	24	5.1	99t	47/373

Interceptions	Int	Yds	Avg	Lg	TD
Allen	9	123	13.7	34	0
White	4	37	9.3	16	0
Cobb	3	32	10.7	17	0
Fantetti	2	18	9.0	17	1
Hall	1	60	60.0	60t	0
Oldham	1	10	10.0	10	0
Baker	1	9	9.0	9	0
Bradley	1	0	0.0	0	0
Gray	1	0	0.0	0	0
Hunter	1	-3	-3.0	-3	0
Lions	24	285	11.9	60t	-1
Opponents	23	274	11.9	92t	1

Punting	Pnt	Yds	Avg	Int	Lg
Skidany	64	2784	43.5	21	74
Lions	64	2784	43.5	21	74
Opponents	81	3471	42.9	16	73

Punt Returns	PR	FC	Yds	Avg	Lg	TD
Martin	52	8	450	8.7	45t	1
Porter	0	0	0	0	0	0
Lions	52	9	450	8.7	45t	1
Opponents	39	6	299	7.7	39	0

Kickoff Returns	KR	Yds	Avg	Lg	TD
Hall	25	525	21.0	36	0
Martin	25	509	20.4	34	0
Nichols	4	74	18.5	26	0
King	3	33	11.0	14	0
Calliutt	2	23	11.5	12	0
Harrell	1	0	0.0	0	0
Lee	1	0	0.0	0	0
Lions	61	1164	19.1	36	0
Opponents	70	1257	18.0	45	0

Field Goals	1-19	20-29	30-39	40-49	50+
Murray	1/1	5/5	9/14	7/11	3/4
Lions	1/1	5/5	9/14	7/11	3/4
Opponents	0/0	8/9	7/9	4/5	0/0

NFL Standings	NFC Central	W	L	T	Pct	Pts	OP	AFC Central	W	L	T	Pct	Pts	OP
Tampa Bay	9	7	0	0	.563	315	268	Cincinnati	12	4	0	.750	421	304
DETROIT	8	8	0	0	.500	397	322	Pittsburgh	8	8	0	.500	356	297
Green Bay	8	8	0	0	.500	324	361	Houston	7	9	0	.438	281	355
Minnesota	7	9	0	0	.438	325	369	Cleveland	5	11	0	.313	276	375
Chicago	6	10	0	0	.375	253	324	AFC East						
NFC East								Miami	11	4	1	.719	345	275
Dallas	12	4	0	0	.750	367	277	NY Jets	10	5	1	.656	355	287
Philadelphia	10	6	0	0	.625	368	221	Buffalo	10	6	0	.625	311	276
NY Giants	9	7	0	0	.563	285	257	Baltimore	2	14	0	.125	259	533
Washington	8	8	0	0	.500	347	349	New England	2	14	0	.125	322	370
St. Louis	7	9	0	0	.438	315	408	AFC West						
NFC West								San Diego	10	6	0	.625	478	390
San Francisco	13	3	0	0	.813	357	250	Denver	10	6	0	.625	321	289
Atlanta	7	9	0	0	.438	426	355	Kansas City	9	7	0	.563	343	290
Los Angeles	6	10	0	0	.375	303	351	Oakland	7	9	0	.438	273	343
New Orleans	4	12	0	0	.250	207	278	Seattle	6	10	0	.375	322	388

NYG defeated Phil. 27-21, in NFC wild card. Dal defeated TB, 36-0, and SF defeated NYG, 38-24, in NFC playoffs. SF defeated Dal, 28-27, for NFC title. Buf defeated NYJ, 21-27, in AFC wild card. SD defeated Mia, 41-38, and Cin defeated Buf, 28-21, in AFC playoffs. Cin defeated SD, 27-7, for AFC title. SF defeated Cin, 26-21, for NFL title in SB XVI.

IN 1981: U.S.-Iran agreement frees 52 hostages held in Tehran since 1979.



# YEAR-BY-YEAR RESULTS

Detroitlions.com  
Media.Detroitlions.com

## 1982

Record: 4-5, 4th NFC Central

Date	W/L	Score	Opponent	Att
9/12	W	17-10	at L.A. Rams	71,337
9/19	W	19-14	at Chicago	59,470
11/21	L	17-20	at Chicago	46,783
11/25	L	6-13	NY Giants	64,348
12/6	L	13-28	NY Jets	79,361
12/12	W	30-10	at Green Bay	51,875
12/19	L	31-34	Minnesota	73,058
12/26	L	21-23	at Tampa Bay	65,997
1/2	W	27-24	Green Bay	64,377
NFC Playoffs				
1/8	L	7-31	at Washington	55,045

### Usual Starters

Offense	Defense
WR 87 Fred Scott	LE 75 Dave Poreifory
LT 72 Chris Dietrich	LT 79 William Gay
LG 61 Homer Elias	RT 78 Doug English
C 65 Arnes Fowler	RE 60 Al Baker
RG 67 Don Greco	LLB 53 Garry Cobb
RT 70 Keith Dorney	MLB 57 Ken Fantetti
TE 80 Olysses Norris	RLB 52 Stan White
WR 39 Leonard Thompson	LB 27 Bobby Watkins
OB 16 Gary Danielson	RCB 28 James Hunter
RB 20 Billy Sims	FS 35 Alvin Hall
RB 24 Dexter Bussey	SS 23 Ray Oldham

Pro Bowl Selections: Keith Dorney (T), Doug English (DT), Billy Sims (RB)

### Team Statistics

Total First Downs	Det	Opp
Rushing	160	162
Passing	60	54
Penalty	83	96
3rd Down Pct.	17	12
3rd Down Made/Att	42/126	50/129
Possession Avg.	30:12	29:48
Total Net Yards	2534	2722
Avg. Per Game	281.6	302.4
Total Plays	598	591
Avg. Per Play	4.2	4.6
Net Yards Rushing	1022	854
Avg. Per Game	113.6	94.9
Total Rushes	283	271
Net Yards Passing	1512	1868
Avg. Per Game	168.0	207.6
Sacked/Yards Lost	30/242	32/220
Gross Yards	1754	2098
Att./Completions	285/136	268/155
Completion Pct.	47.7	53.8
Had Intercepted	18	18
Punts/Average	48/40.9	46/39.8
Net Punting Avg.	33.9	32.5
Penalties/Yards	58/548	74/605
Fumbles/Ball Lost	23/8	21/8
Touchdowns	19	20
Rushing	6	6
Passing	12	11
Returns	2	3

### Points Scored

Lions	Opponents
72	24
31	58
02	33
03	37
04	41
04	-
OT	-
Pts	176

### Scoring

TD	Ru	Pa	RT	PAT	FG	S	Pts
Murray	0	0	0	0	16/16	11/12	0
Hill	4	4	0	0	0/0	0/0	49
Sims	4	4	0	0	0/0	0/0	24
L. Thompson	4	4	0	0	0/0	0/0	24
Thomas	0	0	0	0	3/3	5/5	0
Nichols	2	0	2	0	0/0	0/0	0
Hall	1	0	0	1	0/0	0/0	6
King	1	0	1	0	0/0	0/0	6
Oldham	1	0	0	1	0/0	0/0	6
Rubick	1	1	0	0	0/0	0/0	6
Scott	1	0	1	0	0/0	0/0	6
Lions	19	5	12	2	19/19	16/17	0
Opponents	20	6	11	3	20/20	12/21	0

### Rushing

Att	Yds	Avg	Lg	TD
Sims	172	639	3.7	25
Bussey	48	136	2.8	10
Danielson	23	92	4.0	16
King	18	67	3.7	25
Hipple	10	57	5.7	20
Kane	7	17	2.4	6
L. Thompson	2	16	8.0	13
Nichols	1	3	3.0	7
Rubick	1	1	1.0	1t
Scott	1	-6	-6.0	-6
Lions	283	1022	3.6	29
Opponents	271	854	3.2	18

### Receiving

Rec	Yds	Avg	Lg	TD
Sims	34	342	10.1	52
Hill	22	252	11.5	47
L. Thompson	17	328	19.3	70t
Bussey	16	138	8.6	21
Scott	13	231	17.8	36
T. Porter	9	124	13.8	23
King	9	74	8.2	14
Nichols	8	146	18.3	48t
Norris	3	51	17.0	30
Kane	3	25	8.3	12
Cobb	1	25	25.0	25
Martin	1	18	18.0	18
Lions	136	1754	12.9	70t
Opponents	155	2098	13.5	85t

Passing	Att	Cmp	Yds	Cmp%	Avg	TD	TD%	Int%	Int	Lg	Sk/Y	Rtg
Danielson	197	100	1343	50.8	6.82	10	5.1	14	7.1	70t	19/145	60.3
Hipple	86	36	411	41.9	4.78	2	2.3	4	4.7	52	11/87	45.0
T. Porter	1	0	0	0.0	0.00	0	0.0	0	0.0	0	0/0	39.5
Skladany	1	0	0	0.0	0.00	0	0.0	0	0.0	0	0/0	39.5
Lions	285	136	1754	47.7	6.15	12	4.2	18	6.3	70t	30/242	55.5
Opponents	288	155	2098	53.8	7.29	11	3.8	18	6.3	85t	32/230	63.7

Interceptions	Int	Yds	Avg	Lg	TD
Watkins	5	22	4.4	20	0
James	3	21	7.0	18	0
White	2	36	18.0	36	0
Cobb	2	12	6.0	12	0
Oldham	1	35	35.0	35t	1
Smith	1	10	10.0	10	0
Gay	1	7	7.0	7	0
Gray	1	5	5.0	5	0
Williams	1	4	4.0	4	0
Lions	10	173	17.3	49	1
Opponents	25	316	12.6	78t	5

Punting	Pnt	Yds	Avg	Net	TB	In	Lg	B
Skladany	36	1483	41.2	-	3	6	58	0
James	12	481	40.1	-	3	3	50	0
Lions	48	1964	40.9	33.9	5	9	59	0
Opponents	46	1830	39.8	32.5	3	7	53	0

Punt Returns	PR	FC	Yds	Avg	Lg	TD
Martin	26	5	275	10.6	58	0
Lions	26	5	275	10.6	58	0
Opponents	26	4	237	9.1	35	0

Kickoff Returns	KR	Yds	Avg	Lg	TD
Hall	16	426	26.6	96t	1
Martin	16	268	16.8	27	0
King	2	23	11.5	12	0
Kane	1	19	19.0	19	0
L. Lee	1	14	14.0	14	0
Lions	38	750	20.8	96t	1
Opponents	38	755	19.9	76	0

Field Goals	1-19	20-29	30-39	40-49	50+
Murray	0/0	6/6	2/2	3/4	0/0
Thomas	0/0	0/0	3/3	2/2	0/0
Lions	0/0	6/6	5/5	5/6	0/0
Opponents	1/1	4/5	3/7	3/7	1/1

NFL Standings	W	L	T	Pct	Pts	Opp	AFC	W	L	T	Pct	Pts	Opp
Washington	8	1	0	.889	190	128	L.A. Raiders	8	1	0	.889	260	200
Dallas	6	3	0	.667	226	145	Miami	7	2	0	.778	198	131
Green Bay	5	3	1	.611	226	169	Cincinnati	7	2	0	.778	232	177
Minnesota	5	4	0	.556	187	198	Pittsburgh	6	3	0	.667	204	146
Atlanta	5	4	0	.556	183	199	San Diego	6	3	0	.667	288	221
St. Louis	5	4	0	.556	135	170	NY Jets	6	3	0	.667	245	166
Tampa Bay	5	4	0	.556	158	178	New England	5	4	0	.556	143	157
DETROIT	4	5	0	.444	161	176	Cleveland	4	5	0	.444	140	182
New Orleans	4	5	0	.444	129	160	Buffalo	4	5	0	.444	150	154
NY Giants	4	5	0	.444	164	160	Seattle	4	5	0	.444	127	147
San Francisco	3	6	0	.333	209	206	Kansas City	3	6	0	.333	176	184
Chicago	3	6	0	.333	141	171	Denver	2	7	0	.222	148	226
Philadelphia	3	6	0	.333	191	195	Houston	1	8	0	.111	136	245
L.A. Rams	2	7	0	.222	200	250	Baltimore	0	8	1	.056	113	236

Was defeated DET, 31-7, GB defeated STL, 41-16, Min defeated Atl, 30-24, and Dal defeated TB 30-17, in NFC first round playoffs. Was defeated Min, 21-7, and Dal defeated GB, 37-26, in NFC second round playoffs. Was defeated Dal, 31-17, for NFC title. Mia defeated NE, 28-13, LArd defeated DET, 27-10, NYJ defeated Cin, 44-17, and SD defeated Pitt, 31-28, in AFC first round playoffs. NYJ defeated LARd, 17-14, and Mia defeated SD, 34-13, in AFC second round playoffs. Mia defeated NYJ, 14-0, for AFC title. Was defeated Mia, 27-17, for NFL title in SB XVII.

*IN 1982: Artificial heart implanted for the first time in Dr. Barney Clark at the University of Utah Medical Center.*



# YEAR-BY-YEAR RESULTS

Detroitlions.com  
Media.Detroitlions.com

## 1983

Record: 9-7, 1st NFC Central

Date	W/L	Score	Opponent	Att
9/4	L	11-0	at Tampa Bay	62,154
9/11	L	25-31	Cleveland	60,095
9/18	L	14-31	Atlanta	54,622
9/25	L	17-20	at Minnesota	56,254
10/2	L	10-21	at L.A. Rams	49,403
10/9	W	39-14	Green Bay	67,738
10/16	W	31-17	Chicago	66,709
10/23	L	17-38	at Washington	43,189
10/30	W	38-17	at Chicago	58,764
11/7	W	15-9	NW Giants	68,985
11/13	L	17-27	at Houston	40,060
11/20	W	23-20	at Green Bay (MI)	50,050
11/24	W	45-3	Pittsburgh	77,724
12/5	W	13-2	at Minnesota	79,169
12/12	L	9-17	Pittsburgh	45,728
12/18	W	23-20	Tampa Bay	78,553

### NFC Playoffs

12/31	L	23-24	at San Francisco	58,286
-------	---	-------	------------------	--------

\* Silverdome sellout

### Usual Starters

Offense	Defense
WR 86 Mark Nichols	LE 62 Curtis Green
LT 72 Chris Dietrich	LT 73 Mike Dawson
LG 61 Homer Elias	RT 78 Doug English
C 52 Steve Mott	RE 53 William Gay
RG 67 Don Greco	MLB 57 Gary Cobb
RT 70 Keith Dorney	LLB 57 Ken Fantetti
TE 80 Ulysses Norris	RB 59 Jimmy Williams
WR 39 Leonard Thompson	LB 27 Bobby Medkins
QB 17 Eric Hipple	RCB 43 Al Lattimer (R), 29 Bruce McNorton (B)
RB 20 Billy Sims	LS 35 Alvin Hall
RB 30 James Jones	RS 33 William Graham

Pro Bowl Selections: Doug English (DT), William Gay (DE)

### Team Statistics

Team Statistics	Det	Opp
Total First Downs	315	324
Rushing	136	133
Passing	156	161
Penalty	23	30
3rd Down Pct.	97/224	80/213
3rd Down: Made/Att	43/3	37/6
Possession Avg.	30:08	29:52
Total Net Yards	5136	5216
Avg. Per Game	321.0	326.0
Total Plays	1061	1061
Avg. Per Play	4.8	4.9
Net Yards Rushing	2181	2104
Avg. Per Game	136.3	131.5
Total Rushes	513	503
Net Yards Passing	2955	3112
Avg. Per Game	184.7	194.5
Sacked/Yards Lost	45/342	43/289
Gross Yards	3297	3401
Att./Completions	503/263	515/297
Completion Pct.	52.3	57.7
Had Intercepted	23	22
Punts/Average	72/40.4	70.1
Net Punting Avg.	N/A	31.2
Penalties/Yards	118/988	117/1062
Fumbles/Ball Lost	41/16	33/15
Touchdowns	38	33
Rushing	18	11
Passing	19	21
Returns	1	1

### Points Scored

Points Scored	Q1	Q2	Q3	Q4	OT	Pts
Lions	73	109	88	74	3	347
Opponents	54	122	37	73	0	286

### Scoring

Scoring	TD	Ru	Pa	Rt	PAT	FG	S	Pts
Murray	0	0	0	0	38/38	25/32	0	113
Jones	7	6	1	0	0/0	0/0	0	42
Norris	7	0	7	0	0/0	0/0	0	42
Sims	7	0	0	0	0/0	0/0	0	42
Chadwick	4	0	4	0	0/0	0/0	0	24
L. Thompson	4	1	3	0	0/0	0/0	0	24
Hipple	3	0	0	0	0/0	0/0	0	18
Bussey	1	0	1	0	0/0	0/0	0	6
Martin	1	0	0	1	0/0	0/0	0	6
Nichols	1	0	1	0	0/0	0/0	0	6
Rubick	1	0	1	0	0/0	0/0	0	6
Scott	1	0	1	0	0/0	0/0	0	6
V. Thompson	1	1	0	0	0/0	0/0	0	6
English	0	0	0	0	0/0	0/0	2	4
Fanning	0	0	0	0	0/0	0/0	1	2
Lions	38	18	19	1	38/38	25/32	0	347
Opponents	33	11	21	1	32/33	18/26	1	286

### Rushing

Rushing	Att	Yds	Avg	Lg	TD
Sims	220	1040	4.7	41	7
Jones	135	475	3.5	18	6
Bussey	57	249	4.4	26	0
Hipple	41	171	4.2	27	3
V. Thompson	40	138	3.5	10	1
L. Thompson	4	72	18.0	40t	1
Kane	4	19	4.8	9	0
Nichols	1	13	13.0	13	0
Danielson	6	8	1.3	8	0
King	3	6	2.0	4	0
Black	2	-10	-5.0	0	0
Lions	513	2181	4.3	41	18
Opponents	503	2104	4.2	42	11

### Receiving

Receiving	Rec	Yds	Avg	Lg	TD
Jones	46	467	10.2	46	1
Sims	42	419	10.0	54	0
L. Thompson	41	752	18.3	81	3

Chadwick	40	617	15.4	45	4
Nichols	29	427	15.1	46	1
Norris	26	291	11.2	41	7
Rubick	10	81	8.1	15	1
King	9	76	8.4	14	0
Bussey	8	49	6.1	14t	1
Scott	5	71	14.2	25	1
V. Thompson	4	16	4.0	8	0
Kane	2	15	7.5	8	0
McCall	1	6	6.0	6	0
Lions	263	3297	12.5	80t	19
Opponents	297	3401	11.5	84	21

Passing	Att	Cmp	Yds	Cmp%	TD	Int	Lg	Sk/Y	Rtg
Hipple	387	204	2577	52.7	6.68	12	31	18	47.7
Danielson	113	59	720	52.2	6.37	7	62	4	3.5
Jones	2	0	0	0.0	0.00	0	0	0	0.0
Black	1	0	0	0.0	0.00	0	0	0	0.0
Lions	503	3297	52.3	6.38	19	3.8	23	38t	45/342
Opponents	515	297	3401	57.7	4.40	21	4.1	22	4.1

Interceptions	Int	Yds	Avg	Lg	TD
McNorton	7	30	4.3	15	0
Watkins	4	48	12.0	31	0
Cobb	4	19	4.8	13	0
Barnes	2	70	35.0	70	0
Hall	2	18	9.0	18	0
Fantetti	2	0	0.0	0	0
Lattimer	1	0	0.0	0	0
Lions	23	185	8.4	70	0
Opponents	23	241	10.5	31	0

Punting	Pnt	Yds	Avg	Net	TB	In	Lg	B
Black	71	2911	41.0	34.2	9	17	60	1
Lions	72	2911	40.4	33.7	9	17	60	1
Opponents	79	3167	40.1	31.2	9	14	64	2

Punt Returns	PR	FC	Yds	Avg	Lg	TD
Jenkins	23	1	230	10.0	43	0
Martin	15	3	183	12.2	81t	1
Hall	8	4	109	13.6	66	0
Lattimer	0	0	-	0	0	0
Lions	48	9	522	11.3	81t	1
Opponents	39	4	302	7.7	33	0

Kickoff Returns	KR	Yds	Avg	Lg	TD
Hall	23	482	21.4	52	0
Jenkins	22	459	20.9	30	0
Martin	8	140	17.5	51	0
Caver	4	71	17.8	33	0
Lions	61	1191	19.5	51	0
Opponents	71	1146	16.1	49	0

Field Goals	1-19	20-29	30-39	40-49	50+
Murray	0/0	6/6	13/14	3/7	3/4
Lions	0/0	6/6	13/14	3/7	3/4
Opponents	0/0	9/10	4/6	4/8	1/2

Defense	TT	ST	AT	Sk	Yds	PD	FF	FR
Fantetti	132	82	50	1	9	3	0	1
Graham	111	52	59	0	0	7	2	2
Hall	111	68	43	0	0	5	0	0
Cobb	109	68	41	1	7	4	3	2
Williams, J	101	59	42	1	8	3	0	1
Watkins	85	61	24	0	0	6	2	0
English	62	35	27	13	89	2	0	0
Green	51	31	20	4.5	45	0	1	0
McNorton	59	44	15	0	0	11	0	0
Gay	59	46	13	13.5	103.5	2	2	1
Coffey	40	21	19	4.5	29	1	1	0
Barnes	28	21	7	1	0	2	1	1
Dawson	25	17	8	1	6	0	0	0
Lattimer	26	21	5	0	2	0	0	0
Fanning	19	13	6	1	4	0	0	0
Johnson, D	13	10	3	0	0	1	0	1
Moss	9	6	3	0.5	0.5	0	0	0
Harrell	8	6	2	1	0	0	0	0
Dog	7	6	1	0	0	0	0	0
Harvey	3	2	1	0	0	1	0	0
Lions	1058	669	389	43	302	50	10	14

NFL Standings	NFC Central	W	L	T	Pct	AFC Central	W	L	T	Pct
DETROIT	9	7	0	563		Pittsburgh	10	6	0	.625
Green Bay	8	8	0	.500		Cleveland	9	7	0	.563
Chicago	8	8	0	.500		Cincinnati	9	7	0	.563
Minnesota	8	8	0	.500		Houston	2	14	0	.125
Tampa Bay	2	14	0	.125						
NFC East	NFC West	W	L	T	Pct	AFC East	W	L	T	Pct
Washington	14	2	0	.875		Miami	12	4	0	.750
Dallas	12	4	0	.750		New England	8	8	0	.500
St. Louis	8	7	1	.531		Buffalo	8	8	0	.500
Philadelphia	5	11	0	.313		Baltimore	7	9	0	.436
NY Giants	3	12	1	.219		NY Jets	7	9	0	.436
NFC West	NFC West	W	L	T	Pct	AFC West	W	L	T	Pct
San Francisco	10	6	0	.625		L.A. Raiders	12	4	0	.750
L.A. Rams	9	7	0	.563		Seattle	9	7	0	.563
New Orleans	8	8	0	.500		Denver	9	7	0	.563
Atlanta	7	9	0	.438		San Diego	6	10	0	.375
						Kansas City	6	10	0	.375

LARL defeated DET, 24-17, in NFC wild card. SF defeated DET, 24-23, and was defeated the LARL, 51-7, in NFC playoffs. Was defeated SF, 24-17, for NFC title. Sea defeated Den, 31-7, in AFC wild card. Sea defeated Mia, 27-20, and LARL defeated PIT, 38-10, in AFC playoffs. LARL defeated Sea, 30-14, for AFC title. LARL defeated Was, 38-9, for NFL title in SB XVIII.

IN 1983 : More than 70 years after winning the decathlon and pentathlon at Stockholm, Jim Thorpe's gold medals were returned to him posthumously by the International Olympic Committee.



IN 1984: *Toxic gas leaks from Union Carbide plant in Bhopal, India, killing 2,000 and injuring 150,000.*



# YEAR-BY-YEAR RESULTS

Detroitlions.com  
Media.Detroitlions.com

## 1985

Record: 7-9, 4th NFC Central

Date	W/L	Score	Opponent	Att
9/8	W	28-27	at Atlanta	37,785
9/15	W	26-21	Dallas	72,985
9/22	L	6-14	at Indianapolis	60,042
9/29	W	30-9	Tampa Bay	45,023
10/6	L	10-43	at Green Bay	55,914
10/13	L	3-24	at Washington	52,845
10/20	W	23-21	San Francisco	67,715
10/27	W	31-21	Miami	75,291
11/3	L	13-16	at Minnesota	58,012
11/10	L	3-24	at Chicago	53,667
11/17	W	41-21	Minnesota	54,471
11/24	L	16-13ot	at Tampa Bay	43,471
11/28	W	31-20	NW Jets	65,531
12/8	L	6-23	at New England	59,078
12/15	L	23-26	Green Bay	49,379
12/22	L	17-37	Chicago	74,042*

\*Silverdome sellout

### Usual Starters

Offense	Defense
WR 86 Mark Nichols	LE 76 Eric Williams
LT 75 Lomas Brown	NT 78 Doug English
LG 72 Chris Dietrich	RE 79 William Gay
C 52 Steve Mott	LB 59 Jimmy Williams
RT 70 Keith Dorney (6), 67 Don Greco (4)	LB 50 August Curley
RG 51 David Jones (4)	LB 95 Kurt Alleman
RB 70 Keith Dorney	LB 92 Angelo King
TE 87 David Lewis	CB 27 Bobby Watkins
WR 39 Leonard Thompson	CB 27 Bruce McNorton
QB 16 Gary Danielson	DB 21 Demetrius Johnson
RB 28 W. Montgomery (5), 24 Alvin Moore (5)	FS 33 William Graham
FB 30 James Jones	

### Team Statistics

Total First Downs	Det	Opp
Rushing	259	359
Passing	180	156
Penalty	20	24
3rd Down: Made/Att	81/211	67/196
3rd Down Pct.	38.4	34.2
4th Down: Made/Att	2/8	10/18
4th Down Pct.	25.0	55.6

### Possession Avg.

Total Net Yards	Det	Opp
Avg. Per Game	279.8	348.4

### Total Plays

Avg. Per Play	Det	Opp
	4.6	5.2

### Net Yards Rushing

Avg. Per Game	Det	Opp
	153.8	268.5

### Net Yards Passing

Avg. Per Game	Det	Opp
	233.8	230.6

### Sacked/Yards Lost

Gross Yards	Det	Opp
	45/378	45/336

### Att./Completion Pct.

Att./Completion Pct.	Det	Opp
	462/254	478/283

### Had Intercepted

Had Intercepted	Det	Opp
	21	18

### Punts/Average

Punts/Average	Det	Opp
	34/7	40/40.2

### Net Punting Avg.

Net Punting Avg.	Det	Opp
	34.7	30.7

### Penalties/Yards

Penalties/Yards	Det	Opp
	104/741	105/729

### Fumbles/Ball Lost

Fumbles/Ball Lost	Det	Opp
	33/20	35/18

### Touchdowns

Touchdowns	Det	Opp
	13	19

### Rushing

Rushing	Det	Opp
	19	16

### Passing

Passing	Det	Opp
	1	5

### Returns

Returns	Det	Opp
	1	5

### Points Scored

Points Scored	Det	Opp
	76	95

### Lions

Lions	Det	Opp
	68	96

### Opponents

Opponents	Det	Opp
	68	96

### Scoring

Scoring	Det	Opp
	0	0

### Murray

Murray	Det	Opp
	9	4

### Jones

Jones	Det	Opp
	5	4

### Moore

Moore	Det	Opp
	5	0

### Thompson

Thompson	Det	Opp
	5	0

### Nichols

Nichols	Det	Opp
	4	0

### Chadwick

Chadwick	Det	Opp
	3	0

### Lewis

Lewis	Det	Opp
	3	0

### Hipple

Hipple	Det	Opp
	2	2

### J. Ferguson

J. Ferguson	Det	Opp
	1	0

### Mandley

Mandley	Det	Opp
	1	0

### Lions

Lions	Det	Opp
	33	13

### Opponents

Opponents	Det	Opp
	40	19

### Rushing

Rushing	Det	Opp
	56	50

### Jones

Jones	Det	Opp
	45	33

### Montgomery

Montgomery	Det	Opp
	70	251

### Moore

Moore	Det	Opp
	80	221

### Hipple

Hipple	Det	Opp
	32	89

### Kane

Kane	Det	Opp
	11	44

### Meade

Meade	Det	Opp
	1	15

### Nichols

Nichols	Det	Opp
	4	12

### J. Ferguson

J. Ferguson	Det	Opp
	1	2

### A. Jones

A. Jones	Det	Opp
	1	2

### Black

Black	Det	Opp
	4	0

### Lions

Lions	Det	Opp
	452	1538

### Opponents

Opponents	Det	Opp
	560	2685

### Receiving

Receiving	Det	Opp
	51	736

### Thompson

Thompson	Det	Opp
	45	334

### Jones

Jones	Det	Opp
	31	582

### Nichols

Nichols	Det	Opp
	28	354

### Lewis

Lewis	Det	Opp
	25	478

### Chadwick

Chadwick	Det	Opp
	19	154

### Moore

Moore	Det	Opp
	18	316

### Mandley

Mandley	Det	Opp
	12	157

### Bland

Bland	Det	Opp
	7	55

### Montgomery

Montgomery	Det	Opp
	7	55

Kane	Att	Cmp	Yds	Cmp%	Avg	TD	Int	Lg	Sk/Y	Rtg
McDonald	406	223	2952	54.9	7.27	17	42	18	56	49/343
Rubick	54	31	364	57.4	6.74	2	3	7	4	38/435
Meade	1	0	0	0.0	0.00	0	0	0	0	0/0
McCall	1	0	0	0.0	0.00	0	0	0	0	0/0
Lions	254	3316	13.1	56	19					
Opponents	283	3242	11.5	50	16					

Passing	Att	Cmp	Yds	Cmp%	Avg	TD	Int	Lg	Sk/Y	Rtg
Hipple	406	223	2952	54.9	7.27	17	42	18	56	49/343
J. Ferguson	54	31	364	57.4	6.74	2	3	7	4	38/435
J. Jones	1	0	0	0.0	0.00	0	0	0	0	0/0
Moore	1	0	0	0.0	0.00	0	0	0	0	0/0
Lions	462	254	3316	55.0	7.18	19	41	21	4.6	56
Opponents	478	283	3242	59.2	6.78	16	34	18	3.8	50

Interceptions	Int	Yds	Avg	Lg	TD
Watkins	5	15	3.0	8	0
Johnson	3	39	13.0	19	0
Graham	3	22	7.3	22	0
McNorton	2	14	7.0	10	0
Harrell	1	20	20.0	20	0
Bunz	1	17	17.0	17	0
Gay	1	7	7.0	7	0
Frizzell	1	3	3.0	3	0
Barnes	0	-1	-1.0	-1	0
Lions	10	173	17.3	49	1
Opponents	25	316	12.6	78t	5

Punting	Pnt	Yds	Avg	Net	TB	In	Lg	B
Black	73	3054	41.8	34.7	5	17	60	0
Lions	73	3054	41.8	34.7	5	17	60	0
Opponents	64	2572	40.2	30.8	10	12	57	0

Punt Returns	PR	FC	Yds	Avg	Lg	TD
Mandley	38	5	403	10.6	63t	1
Lions	38	5	403	10.6	63t	1
Opponents	44	12	420	9.5	47	0

Kickoff Returns	KR	Yds	Avg	Lg	TD
Hall	38	886	23.3	54	0
Moore	13	230	17.7	24	0
A. Jones	10	226	22.6	30	0
Mandley	6	152	25.3	35	0
Lions	68	1484	21.8	54	0
Opponents	60	1313	21.9	94t	1

Field Goals	1-19	20-29	30-39	40-49	50+
Murray	2/2	5/7	11/12	6/7	2/3
Lions	2/2	5/7	11/12	6/7	2/3
Opponents	0/0	5/16	8/9	3/8	1/1

Defense	TT	ST	AT	Sk	Yds	PD	FF	FR
Graham	113	75	38	1	2	6	1	1
Johnson, D	97	72	25	3	34	7	3	4
King	90	77	13	4	33	6	1	0
Williams, J	89	67	22	7.5	55	3	1	1
McNorton	76	63	13	0	0	8	0	0



# YEAR-BY-YEAR RESULTS

Detroitlions.com  
Media.Detroitlions.com

## 1986

Record: 5-11, 3rd NFC Central

Date	W/L	Score	Opponent	Att
9/7	L	13-10	at Minnesota	54,851
9/14	L	7-31	Dallas	73,812
9/21	L	20-24	Tampa Bay	38,463
9/28	L	21-24	at Cleveland	72,029
10/5	W	24-13	Houston	41,960
10/12	W	21-14	at Green Bay	52,290
10/19	L	10-14	at L.A. Rams	50,992
10/26	L	7-13	at Chicago	62,964
11/2	L	17-24	Cincinnati	52,423
11/9	L	10-24	Minnesota	53,725
11/16	W	13-11	at Philadelphia	54,568
11/23	W	38-17	at Tampa Bay	30,029
11/27	L	40-44	Green Bay	61,199
12/7	L	17-27	at Pittsburgh	45,042
12/15	L	13-16	Chicago	75,602
12/21	L	6-20	Atlanta	35,255

\*Silverdome sellout

### Usual Starters

Offense	Defense
WR 89 Jeff Chadwick	LE 77 Keith Ferguson
LT 75 Lomas Brown	NT 76 Eric Williams
LG 73 Harvey Salem	RE 79 William Gay
C 52 Steve Mott	LB 59 Jimmy Williams
RG 70 Keith Dorney	LB 58 James Harrell
RT 71 Rick Stronger	LB 57 Vernon Maxwell
TE 81 Jimmie Giles	LB 55 Michael Cofer
WR 80 Carl Bland	CB 40 Duane Galloway
QB 17 Eric Hipple	CB 25 Bruce McNorton
FB 32 Garry James	SS 21 Darnestus Johnson
FB 30 James Jones	FS 31 Devyn Mitchell

### Team Statistics

Total First Downs	287
Rushing	100
Passing	156
Penalty	31
3rd Down: Made/Att	85/222
3rd Down Pct.	38.3
4th Down: Made/Att	7/14
4th Down Pct.	50.0
Possession Avg.	29:42
Total Net Yards	4555
Avg. Per Game	284.7
Total Plays	1003
Avg. Per Play	4.5
Net Yards Rushing	1771
Avg. Per Game	110.7
Total Rushes	470
Net Yards Passing	1784
Avg. Per Game	174.0
Sacked/Yards Lost	39/323
Gross Yards	3107
Att./Completions	500/286
Completion Pct.	57.2
Had Intercepted	20
Punts/Average	85/39.9
Net Punting Avg.	31.4
Penalties/Yards	84/658
Fumbles/Ball Lost	30/17
Touchdowns	32
Rushing	13
Passing	18
Returns	1

### Points Scored

Lions	Opponents
34	63

### Scoring

TD	Ru	Pa	Rt	PA	PT	S	Pts
Murray	0	0	0	31/32	18/25	0	85
Jones	9	8	1	0	0/0	0	54
Chadwick	5	5	0	0	0/0	0	30
Thompson	5	0	5	1	0/0	0	30
Giles, T.B.-Det.	4	0	4	0	0/0	0	24
Giles, Det.	3	0	3	0	0/0	0	18
Jones	3	0	0	0	0/0	0	18
Bland	2	0	2	0	0/0	0	12
S. Williams	2	2	0	0	0/0	0	12
Hunter	1	0	1	0	0/0	0	6
Lewis	1	0	1	0	0/0	0	6
Mandley	1	0	1	0	0/0	0	6
Lions	32	13	18	1	31/32	18/25	0
Opponents	36	15	14	7	36/36	24/35	0

### Receiving

Yds	Att	Yds	Avg	Lg	TD
Jones	252	903	3.6	39	8
James	159	688	4.3	60t	3
McNorton	54	73	3.8	18	0
Hipple	46	46	2.9	13	0
J. Ferguson	5	25	5.0	14	0
Hunter	3	22	7.3	18	0
S. Williams	13	22	1.7	5	0
Long	2	0	0.0	0	0
Black	1	-8	-8.0	-8	0
Lions	470	1771	3.8	60t	13
Opponents	519	2345	4.5	55t	15

Opp	Yds	Avg	Lg	TD
Keith Ferguson	238	14.8	28	1
Eric Williams	134	16	16	0
William Gay	148	41.3	5/8	0
Jimmy Williams	148	62.5	30/18	0
James Harrell	148	51.49	32/18	0
Vernon Maxwell	148	1028	1028	0
Michael Cofer	2349	146.8	2800	0
Duane Galloway	1750	41/290	3107	0
Bruce McNorton	468/279	59.6	62/17	0
Darnestus Johnson	68/41	33.8	107	0
Devyn Mitchell	39/781	36/19	39/781	0
	36/19	36/19	36/19	0
	32	32	32	0
	13	13	13	0
	14	14	14	0
	7	7	7	0

### Defense

Opp	Yds	Avg	Lg	TD
Keith Ferguson	238	14.8	28	1
Eric Williams	134	16	16	0
William Gay	148	41.3	5/8	0
Jimmy Williams	148	62.5	30/18	0
James Harrell	148	51.49	32/18	0
Vernon Maxwell	148	1028	1028	0
Michael Cofer	2349	146.8	2800	0
Duane Galloway	1750	41/290	3107	0
Bruce McNorton	468/279	59.6	62/17	0
Darnestus Johnson	68/41	33.8	107	0
Devyn Mitchell	39/781	36/19	39/781	0
	36/19	36/19	36/19	0
	32	32	32	0
	13	13	13	0
	14	14	14	0
	7	7	7	0

### Points Scored

Q1	Q2	Q3	Q4	OT	Pts
34	82	71	90	-	277
Opponents	63	100	62	101	326

### Scoring

TD	Ru	Pa	Rt	PA	PT	S	Pts
Murray	0	0	0	31/32	18/25	0	85
Jones	9	8	1	0	0/0	0	54
Chadwick	5	5	0	0	0/0	0	30
Thompson	5	0	5	1	0/0	0	30
Giles, T.B.-Det.	4	0	4	0	0/0	0	24
Giles, Det.	3	0	3	0	0/0	0	18
Jones	3	0	0	0	0/0	0	18
Bland	2	0	2	0	0/0	0	12
S. Williams	2	2	0	0	0/0	0	12
Hunter	1	0	1	0	0/0	0	6
Lewis	1	0	1	0	0/0	0	6
Mandley	1	0	1	0	0/0	0	6
Lions	32	13	18	1	31/32	18/25	0
Opponents	36	15	14	7	36/36	24/35	0

### Receiving

Yds	Att	Yds	Avg	Lg	TD
Jones	252	903	3.6	39	8
James	159	688	4.3	60t	3
McNorton	54	73	3.8	18	0
Hipple	46	46	2.9	13	0
J. Ferguson	5	25	5.0	14	0
Hunter	3	22	7.3	18	0
S. Williams	13	22	1.7	5	0
Long	2	0	0.0	0	0
Black	1	-8	-8.0	-8	0
Lions	470	1771	3.8	60t	13
Opponents	519	2345	4.5	55t	15

Moore  
Mandley  
Rubick  
S. Williams  
Lions  
Opponents

Passing  
Hipple  
J. Ferguson  
Long  
Lions  
Opponents

Interceptions  
Mitchell  
Galloway  
McNorton  
Griffin  
D. Johnson  
J. Williams  
Bostic  
K. Ferguson  
E. Williams  
Lions  
Opponents

Punting  
Arnold  
Black  
Murray  
Lions  
Opponents

Punt Returns  
Mandley  
Hill, Bul.-Det.  
Lions  
Opponents

Kickoff Returns  
Hunter  
Elder, Pit.-Det.  
Elder, Det.  
Bland  
Smith  
Graham  
Mandley  
Evans  
Lions  
Opponents

Field Goals  
Murray  
Lions  
Opponents  
Murray: (33G, 44G); (52N, 41G, 51G); (48G); (30N); (49N, 47G); (28N); (50N, 16G); (35G); (48N, 36G, 41G); (51N, 20G); (44G, 30G, 32G, 19G); (30G); (52G, 39G)

Defense  
Johnson, D  
Harrell  
Maxwell  
Cofer  
Mitchell  
Galloway  
McNorton  
Robinson  
Williams, E  
Williams, J  
Ferguson, K  
Gay  
Graham  
Bostic  
King  
Green  
Griffin  
Black  
Watkins  
Butcher  
Johnson, J  
Elder  
Evans  
Hill  
Team  
Lions  
Opponents

### NFL Standings

NFC Central	W	L	T	Pct	Pts	Opp
Chicago	14	2	0	.875	352	187
Minnesota	9	7	0	.563	398	273
DETROIT	5	11	0	.313	277	326
Green Bay	4	12	0	.250	254	416
Tampa Bay	2	14	0	.125	239	473

### AFC Central

AFC Central	W	L	T	Pct	Pts	Opp
Cincinnati	10	6	0	.625	309	394
Pittsburgh	6	10	0	.375	307	336
Houston	5	11	0	.313	274	329

### AFC East

AFC East	W	L	T	Pct	Pts	Opp
New England	11	5	0	.688	412	307
NY Jets	10	6	0	.625	364	386
Miami	8	8	0	.500	340	405
Buffalo	4	12	0	.250	287	348
Indianapolis	3	13	0	.188	229	400

### AFC West

AFC West	W	L	T	Pct	Pts	Opp
Denver	11	5	0	.688	378	327
Kansas City	10	6	0	.625	356	326
L.A. Rams	10	6	0	.625	366	293
San Diego	4	12	0	.250	323	346

Was defeated L.A. Rams, 19-7, in the NFC wild card. Was defeated Chi, 27-13, and NYG defeated SF, 49-3, in the NFC playoffs. NYG defeated Was, 17-0, for the NFC title. NYJ defeated KC, 35-15, in the AFC playoffs. NYJ, 23-20, and Den defeated NE, 22-17, in the AFC playoffs. Den defeated Cle, 23-20 (OT), for the AFC title. NYG defeated Den, 39-20, for the NFL title in SB XXI.

IN 1986: The space shuttle Challenger explodes after launch at Cape Canaveral, killing all seven aboard.





# YEAR-BY-YEAR RESULTS

Detroitlions.com  
Media.Detroitlions.com

## 1987

Record: 4-11, 4th NFC Central

Date	W/L	Score	Opponent	At
9/13	L	19-34	at Minnesota	57,061
9/20	L	7-27	at L.A. Raiders	50,300
9/27	L	Cancelled (Chicago)		
10/4	L	27-31	Tampa Bay	4,919
10/11	W	19-16ot	at Green Bay	35,779
10/18	L	14-37	Seattle	8,310
10/25	L	33-34	Green Bay	27,278
11/1	L	0-34	at Denver	75,172
11/8	W	27-17	Dallas	45,325
11/15	L	13-20	at Washington	53,993
11/22	L	10-30	at Chicago	63,357
11/26	L	20-27	Kansas City	43,820
12/6	L	16-37	L.A. Rams	33,413
12/13	W	20-10	at Tampa Bay	41,899
12/20	L	14-17	Minnesota	27,693
12/27	W	30-13	at Atlanta	13,906

### Usual Starters

#### Offense

WR	82	Pete Mandley
LT	75	Lomas Brown
LG	53	Scott Barrows
C	52	Steve Motr
RG	61	Kevin Glover
RT	73	Harvey Salem
TE	84	Rob Ruck
WR	89	Jeff Chadwick
QB	16	Chuck Long
RB	32	Garry James
FB	30	James Jones

Pro Bowl Selections: Jim Arnold (P)

#### Team Statistics

	Det	Opp
Total First Downs	270	277
Rushing	81	122
Passing	33	162
Penalty	33	30
3rd Down: Made/Att	59/191	61/201
3rd Down Pct.	30.9	40.3
4th Down: Made/Att	5/15	2/5
4th Down Pct.	33.3	40.0
Possession Avg.	28.19	31.41
Total Net Yards	4391	5273
Avg. Per Game	95.7	138.0
Total Plays	933	1005
Avg. Per Play	4.7	5.2
Net Yards Rushing	1435	2070
Avg. Per Game	197.1	213.5
Total Rushes	398	504
Net Yards Passing	2956	3202
Avg. Per Game	197.1	213.5
Sacked/Yards Lost	26/194	42/395
Gross Yards	3150	3558
Att./Completions	509/275	459/259
Completion Pct.	54.0	56.4
Had Intercepted	26	19
Punts/Average	70/41.8	65/37.9
Net Punting Avg.	37.8	35.7
Penalties/Yards	86/377	115/907
Fumbles/Ball Lost	29/11	36/13
Touchdowns	27	43
Rushing	16	23
Passing	2	2
Returns	2	2

#### Points Scored

	Q1	Q2	Q3	Q4	OT	Pts
Lions	56	90	45	75	3	269
Opponents	89	153	68	74	0	384

#### Scoring

	TD	Ru	Pa	Rt	PAT	FG	S	Pts
Murray	0	0	0	0	21/21	20/32	0	81
Mandley	7	0	7	0	0/0	0/0	0	42
Ellerson	4	4	1	0	0/0	0/0	0	24
James	4	4	0	0	0/0	0/0	0	24
Prindle	0	0	0	0	6/7	6/7	0	12
Bernard	2	2	0	0	0/0	0/0	0	12
Bradley	2	0	0	0	0/0	0/0	0	12
Grymes	2	0	0	0	0/0	0/0	0	12

Bland 1 TD (1 Pa), 6 pts; King 1 TD (1 ret), 6 pts; Rubick 1 TD (1 Pa), 6 pts; Smith 1 TD (1 ret), 6 pts

Truillon 1 TD (1 Pa), 6 pts; Williams 1 TD (1 Pa), 6 pts; Jamison 1 TD (1 Pa), 6 pts

Lions 27 9 16 2 27/27 26/39 1 269

Opponents 43 18 23 2 42/43 28/34 0 384

#### Rushing

	Att	Yds	Avg	Lg	TD
James	96	342	3.6	19	0
James	82	270	3.3	17	4
Ellerson	47	196	4.2	33	3
Bernard	45	187	4.2	14	2
West	33	113	3.4	14	0
Woolfolk	32	113	3.5	14	0
Edwards	32	69	2.2	13	0
Long	22	64	2.9	15	0
S. Williams	8	29	3.6	8	0
Dollinger	8	22	2.8	8	0

Horns 5-49, 23 Lg; Paige 4-13, 6 Lg; Mandley 1-3; Kowigs 1-2; Black 1-0; Chadwick 1-6

Lions 398 1435 3.6 33 9

Opponents 504 2070 4.1 39t 18

#### Receiving

	Rec	Yds	Avg	Lg	TD
Mandley	58	720	12.4	41	7
Chadwick	34	262	7.7	35	0
Lee	40	416	10.4	39	0
Woolfolk	19	308	16.2	53	0
Woolfolk	19	166	8.7	13	0
Rubick	16	215	13.4	46	0
Rubick	13	147	11.3	12	1
Bernard	13	91	7.0	12	0
Truillon	12	207	17.3	53t	1
Grymes	9	140	15.6	36t	2

Nichols 7-87, 23 Lg; Edwards 7-82, 21 Lg; Bradley 7-50, 14 Lg, 2 TD; Giles 6-82, 25 Lg; Kab 5-54, 28 Lg; Ellerson 5-48, 23 Lg, 1 TD; S. Williams 4-16, 7 Lg, 1 TD; Dollinger 3-25, 15 Lg; Wheeler 2-17, 9 Lg; Bland 2-14, 11 Lg, 1 TD, Paige 2-1, 3 Lg; Witte 1-15; Kowigs 1-3

Lions 275 3150 54.0 5.1 19 42

Opponents 295 3558 56.4 7.85 23 81t 16

#### Passing

	Att	Cmp	Yds	Cmp%	Av	TD	Int%	Lg	Sk/Y	Rtg
Murray	416	232	2598	55.8	6.25	11	2.6	20	4.8	53
Miskio	92	43	552	46.7	6.0	5	5.4	5	5.4	53t
Jones	1	0	0	0.0	0.0	0	0	0	0	0
Lions	509	275	3150	54.0	6.19	21	2.6	51	5.1	53t
Opponents	459	259	3558	56.4	7.85	23	5.1	42	81t	42/355

#### Interceptions

	Int	Yds	Avg	Lg	TD
Griffin	6	130	21.7	28	0
Galloway	3	46	15.3	30	0
McIntorn	3	20	6.7	20	0
J. Williams	2	51	25.5	48	0
Smith 1-34, 34t Lg, 1 TD; Gibson 1-5; Benson 1-2; Cherry 1-2; Hall 1-0					
Lions	19	290	15.3	48	1
Opponents	26	335	12.9	56	2

#### Punting

	Pnt	Yds	Avg	Net	TB	In	Lg	B
Arnold	46	2007	43.6	4	17	60	0	0
Misko	6	242	40.3	0	1	51	0	0
Black	6	233	38.8	0	1	47	0	0
Murray	4	195	48.8	0	1	46	0	0
Kinzer	7	238	34.0	0	2	42	0	0
Erkleben	1	52	52.0	1	0	52	0	0
Lions	70	2421	41.8	37.5	6	60	0	0
Opponents	65	2267	37.9	31.4	6	10	60	2

#### Punt Returns

	PR	FC	Yds	Avg	Lg	TD
Mandley	23	6	250	10.9	53	0
Bradley	12	5	53	4.4	13	0
Bland	0	1	0	-	0	0
Lions	35	12	303	8.7	54	0
Opponents	34	9	177	5.2	23	0

#### Kickoff Returns

	KR	Yds	Avg	Lg	TD
Lee	32	719	22.5	90	0
Woolfolk	11	219	19.9	44	0
Bradley	9	188	20.9	40	0
Hall	6	105	17.5	25	0
Bernard 4-54, 32 Lg; Saleumua 3-57, 21 Lg; Ball 2-23, 20 Lg; Bland 2-44, 22 Lg; Glover 1-19; Green 1-0					
Lions	71	1428	20.1	50	0
Opponents	56	1089	19.4	53	0

#### Field Goals

	1-19	20-29	30-39	40-49	50+
Murray	1	5	7	12	1/2
Prindle	0	3/3	3/3	0/1	0/0
Lions	1/1	8/8	10/15	5/12	1/2

Murray: (26G, 27G, 54N, 34N); (45N, 37N, 30N); (23G, 45N); (42N, 47N, 49N); (30G, 19G); (40G, 34N, 41G); (36G); (48G, 37G, 33N); (53G, 39G, 44N, 36G); (24G, 37G); (45G, 29G, 46G, 37N); Prindle: (23G, 35G); (23G, 32G, 27G, 42N, 31G)

#### Defense

	TT	ST	AT	Sk	Yds	PD	FF	FR
Gibson	82	68	14	8	4	1	2	0
Williams, J.	69	59	10	4	23	4	1	2
Robinson	67	56	11	0	0	1	1	2
McIntorn	64	53	11	0	0	4	2	0
Griffin	56	39	17	1	11	4	3	0
Cherry	49	33	16	0	6	0	0	0
Cofer	43	37	6	8.5	7.8	0	0	0
Williams, E.M.	38	30	8	2	16	0	1	0
Ball	36	27	1	1	11	0	0	0
Lockett	35	24	11	1	8	0	0	1
Galloway	34	31	3	0	0	5	0	0
Boyd	32	28	4	1	8	1	1	0
Ferguson, K	30	20	10	6	6	0	0	0
Gay	25	16	2	2	18	0	0	0
Smith	22	20	2	0	0	7	0	0
Federico	18	17	1	1	9	0	0	0
Carr	17	12	2	1	9	0	1	1
Jamison	16	11	5	1	8	0	0	0
Saleumua	16	13	3	2	18	1	0	0
Maxwell	16	14	2	0	0	0	0	0
Hall	15	13	0	0	0	0	0	0
Green	14	11	3	2.5	27	0	0	0
Sully	13	11	2	0	0	1	0	1
Benson	13	12	1	1	7	1	0	1
Watkins	12	12	0	0	0	0	0	0
Bostic	12	12	0	0	0	0	0	0
Butcher	11	10	1	0	0	0	0	0

Hirsch 10 TD, 77 S; Sheffield 10 TD, 85T; Graham 9 TD, 65T; Thompson 9 TD, 81T, 2-5 Sk, 1 PD, 1 FR; Office 9 TD, 81T; McDuffie 9 TD, 81T, 81T, 81T; Davis 9 TD, 81T, 81T; Adams 8 TD, 77T; Fields 8 TD, 77T, 2 PD; Rogers 6 TD, 5 TD, 1 PD; Sheffield 6 TD, 5 TD; King 4 TD, 4 TD, 1 FR; Adams 2 TD, 2 TD, 1 TD, 1 PD, Broadway 1 TD, 1 TD, 1 PD; Ross 1 TD, 1 TD, 1 TD, 1 TD; Beemer 1 TD, 1 TD, 1 TD

Lions 918 773 185 42 395 49 11 12

Opponents 958 774 157 26 194 74 7 12

#### NFL Standings

Minnesota	8	7	0	.533	336	335	Houston	8	7	0	.533	320	253
Green Bay	5	9	1	.333	255	300	Pittsburgh	8	7	0	.533	265	299
Tampa Bay	4	11	0	.267	266	360	Cincinnati	4	11	0	.267	285	370
Detroit	4	11	0	.267	269	364	AFC East						
NFC East							Indianapolis	9	6	0	.600	300	238
Washington	11	4	0	.733	379	265	New England	8	7	0	.533	320	253
Dallas	7	8	0	.467	340	344	Miami	8	7	0	.533	362	335
St. Louis	7	8	0	.467	362	366	Buffalo	7	8	0	.467	270	305
Philadelphia	7	8	0	.467	337	380	NY Jets	6	9	0	.400	334	360
NY Giants	6	9	0	.400	280	312	AFC West						
NFC West							Denver	10	4	1	.700	379	268
San Francisco	13	2	0	.867	459	253	Seattle	9	6	0	.600	311	311
New Orleans	12	3	0	.800	422	253	San Diego	8	6	0	.533	351	251
Atlanta	9	6	0	.600	340	344	Los Angeles	8	7	0	.533	320	253
Atlanta	3	12	0	.200	205	436	Kansas City	4	11	0	.267	273	317
Min defeated NO, 44-10, in the NFC wild card. Min defeated SF, 36-24, and was defeated CH, 21-17, in the NFC playoffs. was defeated Min, 17-10, for the NFC title. Houston defeated SF, 23-20 (OT), in the AFC wild card. Pittsburgh defeated NYG, 27-10, in the AFC wild card. Cincinnati defeated NYG, 27-17, in the AFC wild card. Cincinnati defeated NYG, 27-17, in the AFC wild card. Cincinnati defeated NYG, 27-17, in the AFC wild card.													
for the AFC title. was defeated Den, 42-10, for the NFL title in SB XXII.													



# YEAR-BY-YEAR RESULTS

Detroitlions.com  
Media.Detroitlions.com

## 1988

Record: 4-12, 4th NFC Central

Date	W/L	Score	Opponent	Att
9/4	W	31-17	at Atlanta	31,075
9/11	L	10-17	at L.A. Rams	46,262
9/18	L	14-22	New Orleans	32,943
9/25	L	10-17	NY Jets	29,250
10/2	L	13-20	at San Francisco	58,285
10/9	L	7-24	Chicago	64,326
10/16	L	10-30	at NY Giants	74,813
10/23	W	7-6	at Kansas City	66,926
10/30	L	10-13ot	NY Giants	38,354
11/6	L	17-44	at Minnesota	55,573
11/13	L	20-23	Tampa Bay	25,956
11/20	W	19-9	at Green Bay (MI)	44,327
11/24	L	0-23	Minnesota	46,479
12/4	W	30-14	Green Bay	28,124
12/11	L	12-13	at Chicago	55,010
12/18	L	10-21	at Tampa Bay	37,778

### Usual Starters

Offense	Defense
WR 82 Pete Mandley	DE 76 Eric Williams
LT 75 Lomas Brown	NT 93 Jerry Ball
LG 53 Kevin Glover	RE 77 Keith Ferguson
C 52 Steve Mott	LB 58 George Jamison
RG 74 Joe Milnechik	LB 54 Chris Spielman
RT 73 Harvey Salem	LB 98 Dennis Gibson
TE 87 Pat Carter	LB 55 Michael Cofer
WR 89 Jeff Chadwick	CB 43 David Holmes
QB 12 Rusty Hilger	CB 29 Bruce McNorton
RB 32 Garry James	SS 36 Bernie Blades
FB 30 James Jones	FS 45 Raphael Cherry

Pro Bowl Selections: Jim Arnold (P), Michael Cofer (LB)

Team Statistics	Det	Opp
Total First Downs	226	334
Rushing	63	128
Passing	141	179
Penalty	22	27
3rd Down: Made/Att	73/217	89/217
3rd Down Pct.	33.6	45.6
4th Down: Made/Att	7/12	4/10
4th Down Pct.	58.3	40.0
Possession Avg.	27:27	32:33
Total Net Yards	3405	5316
Avg. Per Game	212.8	332.2
Total Plays	920	1071
Avg. Per Play	3.7	5.0
Net Yards Rushing	1243	2037
Avg. Per Game	77.7	127.3
Total Rushes	391	511
Net Yards Passing	2162	3279
Avg. Per Game	135.1	204.9
Sacked/Yards Lost	52/410	47/393
Gross Yards	2572	3672
Att./Completions	477/213	513/337
Completion Pct.	44.7	65.7
Had Intercepted	18	15
Punts/Average	97/42.4	74/39.4
Net Punting Avg.	35.9	31.7
Fumbles/Yards	94/804	106/869
Penalties/Ball Lost	31/15	35/21
Touchdowns	23	34
Rushing	7	16
Passing	13	17
Returns	3	1

Points Scored	Q1	Q2	Q3	Q4	OT	Pts
Lions	36	87	51	46	0	220
Opponents	34	93	78	105	3	313

Scoring	TD	Ru	Pa	Rt	PAT	FG	S	Pts
Murray	0	0	0	0	22/23	20/21	0	82
James	7	5	2	0	0/0	0/0	0	42
Mandley	5	1	4	0	0/0	0/0	0	30
Chadwick	2	0	0	0	0/0	0/0	0	18
Bland	2	0	2	0	0/0	0/0	0	12
Jamison	2	0	0	2	0/0	0/0	0	12
Lee	1	0	1	0	0/0	0/0	0	6
Lewis	1	0	1	0	0/0	0/0	0	6
Mitchell	1	0	0	1	0/0	0/0	0	6
S. Williams	1	1	0	0	0/0	0/0	0	6
Lions	23	7	13	3	22/23	20/21	0	220
Opponents	34	16	17	1	32/34	25/29	1	313

Rushing	Att	Yds	Avg	Lg	TD
James	182	552	3.0	35	5
Jones	86	314	3.3	13	0
Paige	52	207	4.0	20	0
Mandley	6	44	7.3	21t	1
Painter	17	42	2.5	13	0
Hilger	18	27	1.5	11	0
Long	7	22	3.1	11	0
S. Williams	9	22	2.4	5	1
Morris, Sea-Det.	3	6	2.0	5	0
Hipple	1	5	5.0	4	0
Bland	1	4	4.0	4	0
Woodfolk	1	4	4.0	4	0
Wikowski	1	0	0.0	0	0
Lions	291	1243	3.2	35	7
Opponents	511	2037	4.0	37	16

Receiving	Rec	Yds	Avg	Lg	TD
Mandley	44	617	14.0	36	4
Jones	39	382	9.8	39t	2
James	29	259	8.9	40	0
Lee	22	261	11.9	18	1
Bland	21	307	14.6	35	2
Chadwick	20	304	15.2	32	3
Carter	13	145	11.2	31	0
Paige	11	100	9.1	15	0

Starring, T.B.-Det.	8	164	20.5	53	0
Starring, Det.	5	89	17.8	40	0
S. Williams	3	46	15.3	32	0
Lewis	3	32	10.7	23	1
Craig	2	29	14.5	18	0
Painter	2	1	1.0	1	0
Lions	213	2572	12.1	56	13
Opponents	337	3672	10.9	51t	17

Passing	Att	Cmp	Yds	Cmp%	AVG	TD	Int	Int%	Lg	Sk/Y	Rtg
Hilger	306	126	1558	41.2	5.08	7	23	3.9	38	31/251	48.9
Hipple	141	75	856	53.2	6.07	6	4.3	6.0	40	18/134	68.2
Long	27	12	158	44.4	5.85	0	0.0	0.0	31	3/25	63.5
Arnold	1-0	35.6	Rtg: Jones 1-0, 39.6	Rtg: Wikowski 1-0, 39.6	5.48	19	3.3	25	4.3	64t	20/174
Opponents	577	277	3188	48.0	6.28	7.45	27	4.6	10	17	60
											32/254

Interceptions	Int	Yds	Avg	Lg	TD
Mitchell	3	107	35.7	30t	1
Jamison	3	56	18.7	52t	1
Griffin	2	31	15.5	31	0
Blades	2	12	6.0	7	0
Cherry	2	0	0.0	0	0
Holmes 1-32; J. Williams 1-5; McNorton 1-4					
Lions	15	247	16.5	90t	2
Opponents	18	159	8.8	34	0

Punting	Pnt	Yds	Avg	Net	TB	In	Lg	B
Arnold	97	4110	42.4	35.9	7	22	69	0
Lions	97	4110	42.4	35.9	7	22	69	0
Opponents	74	2915	39.4	31.7	11	18	67	0

Punt Returns	PR	FC	Yds	Avg	Lg	TD
Mandley	37	7	287	7.8	25	0
James	5	1	59	11.8	24	0
Lions	42	8	346	8.2	25	0
Opponents	57	19	483	8.5	77t	1

Kickoff Returns	KR	Yds	Avg	Lg	TD
Lee	18	395	19.7	38	0
Painter	17	347	20.4	32	0
Morris, Sea-Det.	13	259	19.9	30	0
Morris, Det.	2	41	20.5	25	0
Bland	8	179	22.4	29	0
Starring	8	130	16.3	22	0
Woodfolk	4	99	24.8	46	0
Androsiek 1-3; Saleaumua 1-0					
Lions	59	1154	19.6	46	0
Opponents	56	1076	19.2	41	0

Field Goals	1-19	20-29	30-39	40-49	50+
Murray	1/1	8/8	9/9	2/2	0/1
Lions	1/1	8/8	9/9	2/2	0/1
Opponents	3/3	7/7	10/12	4/4	1/3
Murray: (37G), (30G), (39G), (24G, 34G), (37G), (48G), (39G, 52N, 38G), (22G, 37G, 19G, 26G), (26G, 23G), (25G, 44G), (27G)					

Defense	TT	ST	AT	Sk	Yds	PD	FF	FR
Spielman	153	118	35	0	0	7	1	1
Gibson	116	89	27	0.5	3	1	1	1
McNorton	105	87	18	0	0	9	3	4
Blades	102	86	16	1	19	4	3	4
Jamison	77	66	11	5.5	47	3	1	3
Cofer	75	65	10	0.2	88	3	2	3
Ball	68	49	19	2	13	2	0	0
Holmes	60	47	13	0	0	10	1	0
Williams, E	43	34	9	6.5	51	4	3	0
Griffin	41	34	1	1	19	1	1	1
Ferguson	37	28	9	8.5	75	1	1	0
Mitchell	31	22	9	0	0	3	0	0
Williams, J	26	22	4	2	10	0	0	1
Cherry	25	19	0	0	0	0	0	0
Watkins	21	18	3	0	0	5	0	0
Butcher	18	17	1	0	0	0	0	0
Lockett	17	16	1	1	8	0	0	0
White, W	16	15	1	0	0	0	1	1
Rogers	15	11	4	1	7	1	0	0
Saleaumua	11	10	1	2	18	0	0	0
Stratrouers	10	7	3	2	17	0	0	0
Robinson	9	8	0	0	0	0	0	0
Green	6	4	2	2	18	0	0	0
Ahrens	2	2	0	0	0	0	0	0
Lions	1084	874	210	47	393	56	20	19
Opponents	902	735	167	52	410	75	11	15

NFL Standings	W	L	T	Pct	Pts	OP	AFC Central	W	L	T	Pct.	Pts	OP
Chicago	12	4	0	.750	312	215	Cincinnati	12	4	0	.750	446	329
Minnesota	11	5	0	.688	406	233	Cleveland	10	6	0	.625	304	288
Tampa Bay	5	11	0	.313	216	350	Houston	10	6	0	.625	424	365
DETROIT	4	12	0	.250	220	313	Pittsburgh	5	11	0	.313	336	421
Green Bay	4	12	0	.250	240	315	AFC East						
NFC East							Buffalo	12	4	0	.750	329	237
Philadelphia	10	6	0	.625	379	319	Indianapolis	9	7	0	.563	354	315
NY Giants	10	6	0	.625	359	304	New England	9	7	0	.563	290	284
Washington	7	9	0	.436	345	367	NY Jets	8	7	1	.531	372	354
Phoenix	7	9	0	.436	344	398	Miami	6	10	0	.375	319	380
Dallas	3	13	0	.188	265	361	AFC West						
NFC West							Seattle	9	7	0	.563	339	329
San Francisco	10	6	0	.625	369	294	Denver	8	8	0	.500	327	352
L.A. Rams	10	6	0	.625	407	293	L.A. Raiders	7	9	0	.436	325	369
New Orleans	10	6	0	.625	312	283	San Diego	6	10	0	.375	231	332
Atlanta	6	11	0	.313	244	315	Kansas City	4	11	1	.261	254	320
Min defeated the LA/RN, 29-17, in the NFC wild card SF. Defeated Min, 34-9, and Chi defeated NY, 20-12, in the NFC playoffs. SF defeated Chi, 28-3, for the NFC title. Hou defeated Cle, 24-23, in the AFC wild card. Buf defeated Hou, 17-10, and Cin defeated Sea, 21-13, in the AFC playoffs. Cin defeated Buf, 21-10, for the AFC title. SF defeated Cin, 20-16, for the NFL title in SB XXIII.													

IN 1988: Vice President George Bush sweeps 40 states, defeating Michael Dukakis in the U. S. Presidential election.



# YEAR-BY-YEAR RESULTS

Detroitlions.com  
Media.Detroitlions.com

## 1989

Record: 7-9, 3rd NFC Central				
Date	W/L	Score	Opponent	Att
9/10	L	13-16	Phoenix	36,735
9/17	L	14-24	at NY Giants	76,021
9/24	L	27-47	Chicago	71,148
10/1	L	3-23	Pittsburgh	43,804
10/8	L	17-24	Minnesota	55,380
10/15	W	17-16	at Tampa Bay	51,579
10/22	L	7-20	Minnesota	51,579
10/29	L	20-23ot	at Green Bay (MI)	53,731
11/5	L	31-35	at Houston	46,056
11/12	W	31-22	Green Bay	44,324
11/19	L	7-42	Cincinnati	55,720
11/23	W	13-10	Cleveland	65,624
12/3	W	21-14	New Orleans	38,550
12/10	W	27-17	at Chicago	52,650
12/17	W	39-7	Tampa Bay	40,362
12/24	W	31-24	at Atlanta	7,792

### Usual Starters

Offense	Defense
QB 82 Robert Clark	LE 76 Eric Williams
WR 84 Richard Johnson	NT 93 Jerry Ball
LT 75 Lomas Brown	RE 97 Kevin Brooks
LG 65 Eric Andolsek	LB 99 Jimmy Williams
C 53 Kevin Glover	LB 54 Chris Spielman
RG 67 Kevin Dallalor	LB 57 Victor Jones (9); 98 Dennis Gibson (5)
RT 73 Harvey Salem (8); 84 Eric Sanders (7)	LB 55 Michael Coler; 58 George Jamison
VE 24 Jason Phillips (8); 81 Stacey Mobley (5)	CB 21 Terry Taylor
TE 87 Walter Stanley	CB 43 Jerry Holmes
OB 9 Rodney Peete	SS 36 Bennie Blades
SB 20 Barry Sanders	FS 35 William White

Pro Bowl Selections: Jerry Ball (NT), Eddie Murray (K), Barry Sanders (RB), Chris Spielman (LB)

### Team Statistics

Total First Downs	Det	Opp
Rushing	274	314
Passing	117	98
Penalty	139	189
3rd Down Made/Att	18/27	27/42
3rd Down Pct.	63/89	63/220
4th Down Made/Att	33/37	37/71
4th Down Pct.	89/103	10/14
4th Down Pct.	61/5	71/4
Possession Avg.	26:14	33:46
Total Net Yards	450/29	553/7
Avg. Per Game	312/0	346/1
Total Plays	928	1064
Avg. Per Play	5.4	5.2
Net Yards Rushing	2053	1621
Avg. Per Game	193/7	244/8
Total Rushes	421	454
Net Yards Passing	2339	3816
Avg. Per Game	126/3	191/3
Sacked/Yards Lost	57/343	40/277
Gross Yards	3282	4193
Att./Completions	450/229	573/307
Completion Pct.	90.9	64.9
Had Intercepted	24	16
Punts/Average	83/42.6	80/41.2
Net Punting Avg.	36.0	31.8
Penalties/Yards	121/377	107/993
Fumbles/Ball Lost	37/24	28/19
Touchdowns	36	42
Rushing	23	18
Passing	11	19
Returns	2	5

### Points Scored

Lions	Opponents
68	108
29	156

### Scoring

B. Sanders	280	1470	53	36	19	14
Gagliano	41	192	47	19	4	4
Peete	33	148	45	14t	4	4
Pace	30	105	3	16	0	0
Painter	15	64	4.3	9	0	0
R. Johnson	12	38	3.2	14	0	0
Gray	3	22	7.3	14	0	0
Hipple	2	11	5.5	10	1	1
L. Brown	1	3	3.0	3	0	0
Long	1	2	0.7	6	0	0
McDonald	1	2	-2.0	-2	0	0
Lions	421	2053	4.9	34	22	23
Opponents	454	1621	3.5	53t	18	19

### Rushing

Att	Yds	Avg	Lg	TD
B. Sanders	280	14.0	53	34
Gagliano	41	19.2	47	19
Peete	34	14.8	45	14
Page	30	10.5	35	16
Painter	15	64	4.3	9
R. Johnson	12	38	3.2	14
Gray	3	22	7.3	14
Hipple	2	11	5.5	10
L. Brown	1	3	3.0	3
McDonald	1	3	3.0	6
Long	1	2	-2.0	2
Lions	421	2053	4.9	34
Opponents	454	1621	3.6	53

### Receiving

Rec	Yds	Avg	Lg	TD
R. Johnson	70	1091	15.6	75
Clark	41	748	18.2	69
Phillips	30	352	11.7	55
B. Sanders	24	334	12.7	37
B. Sanders	24	282	11.8	46
Mobley	13	158	12.2	30
McDonald	12	138	11.5	27
Ford	3	56	11.2	37
Painter	3	41	13.7	27
Gray	2	47	23.5	30

T. Johnson	2	29	14.5	22	0
Paige	2	27	13.5	15	0
Chadwick	1	8	8.0	9	0
Lions	229	3282	14.3	75	11
Opponents	370	4193	11.3	69	19

Passing	Att	Cmp	Yds	Cmp%	Avg	TD	Int%	Int%	Lg	Sk/Y	Rtg
Gagliano	232	117	1671	50.4	7.2	6	2.6	12	5.2	75	25/167
Peete	195	103	1479	52.8	7.5	5	2.6	9	4.6	69	27/164
Hipple	18	7	90	38.9	5.0	0	0.0	3	16.7	30	5/26
Long	5	2	42	40.0	8.4	0	0.0	0	0.0	37	0/0
Lions	450	229	3282	50.9	7.2	11	2.4	24	5.3	75	57/343
Opponents	570	370	4193	64.9	7.2	19	3.3	16	2.8	69	40/277

Interceptions	Int	Yds	Avg	Lg	TD
Holmes	6	77	12.8	36	1
J. Williams	5	15	3.0	9	0
Gibson	1	10	10.0	10	0
Crockett	1	5	5.0	5	0
Noga	1	0	0.0	0	0
Taylor	1	0	0.0	0	0
White	1	0	0.0	0	0
Lions	16	107	6.7	36	1
Opponents	24	447	18.6	90	3

Punting	Pnt	Yds	Avg	Net	TB	In	Lg	B
Arnold	82	3538	43.1	18.4	9	14	64	8
Lions	83	3538	42.6	36.0	9	14	64	8
Opponents	80	3293	41.2	31.8	9	22	58	8

Punt Returns	PR	FC	Yds	Avg	Lg	TD
Stanley	36	5	496	13.8	74	0
Gray	11	2	76	6.9	15	0
Woods	0	0	0	0.0	0	0
Lions	47	8	572	12.2	74	0
Opponents	46	12	373	8.1	30	0

Kickoff Returns	KR	Yds	Avg	Lg	TD
Gray	24	640	26.7	59	0
Palmer	11	255	23.2	62	0
Stanley	9	95	10.6	19	0
B. Sanders	5	118	23.6	43	0
Alexander	5	5	1.0	25	0
Woods	2	28	14.0	15	0
Dallalor	2	13	6.5	13	0
Painter 1-14; Crockett 1-8; Griffin 1-1					
Lions	83	2039	24.6	91	0
Opponents	68	1560	22.9	67	0

Field Goals	Murray	1-19	20-29	30-39	40-49	50+
Murray	0/0	3/3	8/9	8/8	8/8	1/1
Lions	0/0	3/3	8/9	8/8	8/8	1/1
Opponents	0/0	11/12	7/9	5/10	0/1	0/1

Murray: (30G, 23G); (40G, 48G); (37G); (50G); (28G); (42G, 34G, 46G); (47G); (45G); (39G, 35G); (45G, 28G); (33G, 43G, 35G, 38G); (39G)

Defense	TD	ST	AT	Sk	Yds	PD	FF	FR	SIT
Spielman	125	89	36	0	30	1	2	2	0
Blades	81	19	0	0	8	0	1	1	0
Williams, J	94	80	14	4	22	9	2	1	1
White, W	80	63	17	1	4	4	2	3	0
Ball	73	62	11	9	64	1	1	0	0
Holmes	69	61	8	0	0	15	1	0	0
Taylor	57	45	12	0	0	6	1	1	0
Williams, E	50	42	8	5.5	49	3	1	0	0
Jones	40	35	15	0	0	2	1	2	0
Crockett	40	28	12	0	0	2	0	1	6
Brooks	39	31	8	2	7	0	1	1	0
Griffin	36	27	9	0.5	1	4	0	0	6
Coler	34	27	9	0	60	0	0	0	2
Jamison	31	25	6	0	2	18	1	0	0
Gibson	29	25	4	0	0	1	0	3	0
Alexander	21	19	2	0	0	6	0	0	3
Noga	11	9	2	0	0	2	1	0	0
Green	6	6	0	1	0	0	0	0	0
Pete	5	5	0	0	0	0	0	0	0
Brown, M	4	4	0	0	0	0	0	0	0
Caston	4	4	0	0	0	0	0	0	0
Miller	3	3	0	0	0	0	0	1	6
Ferguson	3	2	1	0	0	0	0	0	0
McNorton	2	1	1	1	12	2	0	0	2
Cribbs	1	1	0	0	0	0	0	0	0
Special Teams: Karpinski 14; Paige 14; Painter 13; Sanders, E; 5; Johnson 3; Ford 2; Arnold 1; Johnson 1									
Totals	972	776	196	40	277	65	14	16	106
Opponents	882	760	122	57	343	77	20	24	—

### NFL Standings

NFC Central	W	L	T	Pct.	Pts	OP	AFC Central	W	L	T	Pct.	Pts	OP
Minnesota	10	6	0	.625	351	275	Cleveland	9	6	1	.594	334	254
Green Bay	10	6	0	.625	362	356	Houston	9	7	0	.563	365	412
DETROIT	7	9	0	.438	312	364	Pittsburgh	9	7	0	.563	265	325
Chicago	6	10	0	.375	356	377	Cincinnati	8	8	0	.500	404	285
Tampa Bay	5	11	0	.313	320	419	AFC East						
NFC East							Buffalo	9	7	0	.563	409	317
NY Giants	12	4	0	.750	348	252	Indianapolis	8	8	0	.500	298	301
Philadelphia	11	5	0	.688	342	274	Miami	8	8	0	.500	331	379
Washington	10	6	0	.625	386	308	New England	5	11	0	.313	287	381
Phoenix	5	11	0	.313	256	377	NY Jets	4	12	0	.250	253	411
Dallas	1	15	0	.063	204	393	AFC West						
NFC West							Denver	11	5	0	.688	362	226
San Francisco	14	2	0	.875	442	253	San Francisco	8	8	0	.500	315	297
L.A. Rams	11	5	0	.688	426	344	L.A. Raiders	7	9	0	.438	241	327
New Orleans	9	7	0	.563	386	301	Seattle	7	9	0	.438	241	327
Atlanta	3	13	0	.188	279	437	San Diego	6	10	0	.375	266	290
L.A.M. defeated Phi, 21-7, in the NFC wild card. L.A.M. defeated NYG, 19-13, in overtime and SF defeated Min, 41-13, in NFC playoffs. SF defeated LAR, 30-3, for NFC title. Pk defeated Hou, 28-23, OT in AFC wild card. Den defeated Phi, 24-23, and Cle defeated Buf, 34-30, in AFC playoffs. Den defeated Cle, 37-21, for AFC title. SF defeated Den, 55-10, for NFL title in SB XXIV.													

IN 1989: Earthquake measuring 7.1 on Richter scale hits Northern California killing 61 and leaving thousands homeless.



# YEAR-BY-YEAR RESULTS

Detroitlions.com  
Media.Detroitlions.com

## 1990

Record: 6-10, 3rd NFC Central

Date	W/L	Score	Opponent	Att
9/9	W	21-38	Tampa Bay	54,728
9/16	W	21-14	Atlanta	48,961
9/23	L	20-23	at Tampa Bay	55,075
9/30	L	21-24	Green Bay	64,509
10/7	W	34-27	at Minnesota	57,586
10/14	L	24-43	at Kansas City	74,312
10/28	W	27-10	at New Orleans	64,368
11/4	L	38-41ot	Washington	69,326
11/11	L	7-17	Minnesota	68,264
11/18	L	0-20	at NY Giants	76,109
11/22	W	40-27	Denver	73,896
12/2	L	17-23ot	at Chicago	62,313
12/10	L	31-38	L.A. Raiders	72,190*
12/16	W	39-21	Chicago	67,759
12/22	W	24-17	at Green Bay	46,700
12/30	L	10-30	at Seattle	50,681

\*Silverdome sellout

### Usual Starters

Offense	Defense
QR 82 Robert Clark	LE 70 Dan Owens
WR 84 Richard Johnson	LT 93 Jerry Ball
LT 75 Lomas Brown	RE 77 Keith Ferguson
LG 65 Eric Andolsek	LB 58 Jimmy Williams (9)
C 53 Kevin Glover	SS 38 George Jackson (7)
RG 67 Ken Dulaifier	LB 54 Chris Spielman
RT 73 Harvey Salem	LB 98 Dennis Gibson
YR 87 Jeff Campbell (8)	LB 55 Michael Cofer
CB 83 Aubrey Matthews (8)	CB 29 Bruce McNorton (8)
ZR 81 Mike Farr (8)	PR Crockett (6)
QB 89 Terry Greer (8)	CB 25 Lefay Irvin
QB 9 Rodney Peete	SS 35 William White
SB 20 Barry Sanders	FS 36 Bernie Blades

Pro Bowl Selections: NT Jerry Ball, T Lomas Brown, KR Mel Gray, RB Barry Sanders, LB Chris Spielman

### Team Statistics

Total First Downs	Det	Opp
Rushing	281	335
Passing	152	175
Penalty	17	19
3rd Down Made/Att	53/164	106/222
3rd Down Pct.	32.0	48.0
4th Down Made/Att	7/14	12/16
4th Down Pct.	50.0	75.0
Possession Avg.	28.04	35.10
Total Net Yards	4984	5754
Avg. Per Game	311.5	358.4
Total Plays	871	1080
Avg. Per Play	57	53
Net Yards Rushing	1929	2388
Avg. Per Game	120.6	149.3
Total Rushes	367	532
Net Yards Passing	3055	3346
Avg. Per Game	190.9	209.1
Sacked/Yards Lost	44/273	41/279
Gross Yards	3328	3625
Att./Completions	460/242	507/319
Completion Pct.	52.6	62.8
Had Intercepted	20	17
Punts/Average	62/40.6	62/40.8
Net Punting Avg.	35.5	37.0
Penalties/Yards	88/731	97/798
Fumbles/Ball Lost	29/16	30/18
Touchdowns	46	49
Rushing	19	22
Passing	24	21
Returns	3	6

Points Scored	O1	O2	O3	O4	OT	Pts
Lions	111	102	85	95	0	373
Opponents	86	122	83	113	9	413

Scoring	TD	Ru	Pa	Rt	PAT	FG	S	Pts
Sanders, B.	16	13	3	0	0/0	0/0	0	96
Murray	0	0	0	0	34/34	13/19	0	73
Clark	8	0	8	0	0/0	0/0	0	48
Peete	6	0	6	0	0/0	0/0	0	36
Johnson	6	0	0	0	0/0	0/0	0	36
Karlis	0	0	0	0	12/12	4/7	0	24
Greer	3	0	3	0	0/0	0/0	0	18
Campbell	2	0	2	0	0/0	0/0	0	12
Wildier	1	0	1	0	0/0	0/0	0	6
Williams	1	0	0	1	0/0	0/0	0	6
Matthews	1	0	1	0	0/0	0/0	0	6
White, W.	1	0	0	1	0/0	0/0	0	6
Crockett	1	0	0	1	0/0	0/0	0	6
Lions	46	19	24	3	46/46	17/26	0	373
Opponents	49	22	21	6	48/48	23/30	1	413

Rushing	Att	Yds	Avg	Lg	TD
Sanders, B.	17	255	15.0	51	45t
Peete	48	365	7.6	37	6
Gagliano	46	145	3.2	22	0
Johnson	35	62	1.8	11	0
Wildier	11	51	4.6	113	0
Lions	367	1929	5.3	45t	19
Opponents	532	2388	4.5	55t	22

Receiving	Rec	Yds	Avg	Lg	TD
Johnson	64	727	11.4	54t	6
Clark	53	932	17.6	57	8
Sanders, B.	35	462	13.2	47t	3
Matthews	30	349	11.6	52	1
Greer	20	332	16.6	68	3
Campbell	19	236	12.4	51	2
Farr	12	170	14.2	44	0
Phillips	8	112	14.0	29	0
Wildier	1	8	8.0	8t	1
Lions	242	3328	13.8	68t	24
Opponents	319	3625	11.4	68t	21

Passing	Att	Cmp	Yds	Cmp%	Avg	TD	TD%	Int%	Int	Lg	Sk/Y	Rtg
Peete	271	142	1974	52.4	7.28	13	4.8	8	3.0	68t	27/168	79.8
Gagliano	159	87	1190	54.7	7.48	10	6.3	10	6.3	44	13/83	73.8
Ware	30	13	164	43.3	5.47	1	3.3	2	6.7	33	4/22	44.1
Lions	460	242	3328	52.6	7.23	24	5.2	20	4.3	68t	44/273	75.5
Opponents	507	319	3625	62.9	7.15	21	4.1	17	3.4	68t	41/279	83.8

Interceptions	Int	Yds	Avg	Lg	TD
White, W.	5	120	24.0	48	1
Crockett	2	10	5.7	9	0
Blades	2	25	12.5	21	0
McNorton	1	33	33.0	33	0
Oldham	1	28	28.0	28	0
Irvin	1	22	22.0	22	0
Welch	1	16	16.0	16	0
Spielman	1	12	12.0	12	0
Cofer	1	0	0.0	0	0
Jones	1	0	0.0	0	0
Lions	17	273	16.1	48	1
Opponents	20	346	17.3	62t	3

Punting	Pnt	Yds	Avg	Net	TB	In20	Lg	B
Arnold	63	2560	40.6	35.5	5	10	58	8
Lions	63	2560	40.6	35.5	5	10	59	1
Opponents	62	2530	40.8	33.0	6	8	57	0

Punt Returns	PR	FC	Yds	Avg	Lg	TD
Gray	34	7	362	10.6	39	0
Campbell	1	0	0.0	0	0	0
Lions	35	7	362	10.3	39	0
Opponents	29	10	234	8.1	24	0

Kickoff Returns	KR	Yds	Avg	Lg	TD
Gray	41	939	22.9	65	0
Oldham	13	234	18.0	42	0
Campbell	12	238	19.8	38	0
Phillips 2-4, 23 Lg; Andolsek 1-12; McKnight 1-0					
Lions	70	1466	20.9	65	0
Opponents	70	1229	17.6	76t	1

Field Goals	1-19	20-29	30-39	40-49	50+
Murray	0/0	6/6	4/6	3/5	0/2
Karlis	0/0	3/3	0/3	0/0	0/1
Lions	0/0	6/6	4/6	3/5	0/2
Opponents	1/1	9/9	8/11	4/7	1/2
Murray: (25G,33G) (34N,50N,51N,44N) (32G,23G) (24G,32G, 43G,45G) (34G,39N) (47G) (26G) (41N,22G) (24G)—13/19, 68.4%					
Karlis: (21G) (39N,52N,25G,39G) (26G) (37N)—4/7, 57.1%					
Opponents: (22G) (155G,281N) (49N,34G) (36G,48G) (21G,32G) (47G) (38G,34G) (27G,40N) (24G,45G,45N) (24G,32G) (35N,19G) (37G) (50N) (33N,32N,25G) (43G,25G,37G)—23/30, 76.6%					

Defense	TD	ST	Att	Sk	Yds	PD	FF	FR	STT
Spielman	108	79	29	2	20	2	1	2	0
White, W.	106	78	28	1	10	14	1	0	0
Blades	82	60	22	1	0	3	1	0	0
Cofer	77	63	14	10	37	2	1	2	0
Gibson, D.	65	57	8	1	3	2	2	1	3
Williams, J.	60	49	11	3	8	4	3	0	0
Ferguson	56	41	15	3	22	1	0	0	0
McNorton	53	46	7	0	0	10	0	0	3
Crockett	52	46	6	1	14	10	2	2	7
Ball	50	38	12	2	18	0	1	0	0
Owens	46	32	14	3	20	0	1	0	0
Jamison	37	33	4	2	14	0	0	1	6
Jones	35	31	1	0	1	0	1	0	9
Irvin	32	32	3	0	0	11	7	0	0
Caston	31	21	10	0	0	2	1	1	7
Welch	21	15	6	0	0	4	0	1	6
Oldham	18	16	2	0	0	1	0	0	7
Brooks, K.	14	12	1	1	11	1	0	0	0
Spindler	11	9	2	1	10	0	0	0	0
Duchens	11	10	1	3	16	0	1	1	0
Hayworth	11	8	3	4	34	0	2	1	10
Taylor, T.	10	8	0	0	0	0	0	0	0
Pete	9	7	2	0	0	0	0	0	0
White, S.	8	7	1	0	0	0	0	0	0
Hunter	7	7	0	3	20	0	0	0	0
Cline	4	4	0	1	3	0	0	1	0
Brown, M.	4	3	3	0	0	0	0	1	8
Alexander	1	1	0	0	0	0	0	0	0
Carrington	1	1	0	0	0	0	0	0	1
Miller, J.	1	0	0	0	0	0	0	0	11
Special Teams: Noga 13; Wilder 3; Arnold 2; Greer 1									
Lions	1021	815	206	41	279	73	14	18	98
Opponents	783	687	96	44	278	81	16	18	98

NFL Standings								NFL Standings							
NFC Central	W	L	T	Pct	Pts	OP		AFC Central	W	L	T	Pct	Pts	OP	
Chicago	11	5	0	.688	348	260		Cincinnati	9	7	0	.563	360	352	
Tampa Bay	6	10	0	.375	264	367		Houston	9	7	0	.563	305	307	
DETROIT	6	10	0	.375	273	413		Pittsburgh	9	7	0	.563	292	240	
Green Bay	6	10	0	.375	271	347		Cleveland	3	13	0	.188	228	482	
Minnesota	6	10	0	.375	351	326		AFC East							
NFC East								Buffalo	13	3	0	.813	428	263	
NY Giants	13	3	0	.813	353	211		Miami	12	4	0	.750	336	242	
Philadelphia	6	10	0	.625	396	289		Indianapolis	7	9	0	.438	281	353	
Washington	10	6	0	.625	381	301		NY Jets	6	10	0	.375	295	345	
Dallas	7	9	0	.438	244	308		New England	1	15	0	.063	181	446	
Phoenix	5	11	0	.313	268	396		AFC West							
NFC West								L.A. Raiders	12	4	0	.813	428	263	
San Francisco	14	2	0	.875	353	239		Kansas City	11	5	0	.688	369	257	
New Orleans	8	8	0	.500	274	275		Seattle 9	7			.500	363	306	
San Diego	5	11	0	.313	345	412		San Diego	6	10	0	.375	288	327	
Atlanta	5	11	0	.313	348	365		Baylor 5	5	11	0	.313	313	37	



# YEAR-BY-YEAR RESULTS

**Detroitlions.com**  
**Media.Detroitlions.com**

## 1991

Record: 12-4, 1st NFC Central

Date	W/L	Score	Opponent	Att
9/1	W	0-45	at Washington	52,958
9/8	W	23-14	Green Bay	43,132
9/15	W	17-13	Miami	56,896
9/22	W	33-24	at Indianapolis	53,396
9/29	W	31-3	Tampa Bay	44,479
10/6	W	24-20	Minnesota	63,423
10/10	W	3-35	at San Francisco	61,240
10/27	W	34-10	Dallas	74,906*
11/3	L	10-20	at Chicago	57,281
11/10	L	21-30	at Tampa Bay	37,742
11/17	W	21-10	L.A. Rams	60,873
11/24	W	34-14	at Minnesota	51,644
11/28	W	16-6	Chicago	78,879*
12/8	W	34-20	NW Jets	69,304
12/15	W	21-17	at Green Bay	43,881
12/22	W	17-14ot	at Buffalo	78,059

### NFC Playoffs

1/5/92	W	38-5	Dallas	79,835*
1/12/92	L	10-41	at Washington	55,584

\*Silverdome sellout

### Usual Starters

Offense	Defense
WR 86 Willie Green	LE 92 Marc Spindler
WR 80 Brett Periman	LT 93 Jerry Ball
LT 75 Lomas Brown	RE 90 Don Owens
LG 65 Eric Andolsek	LB 58 George Jamison
C 53 Kevin Glover	LB 54 Chris Spielman
RG 60 Mike Utley	LB 98 Dennis Gibson
RT 64 Eric Sanders	LB 99 Tracy Hayworth
YR 81 Mike Farr	CB 39 Ray Crockett
ZB 82 Robert Clark	CB 24 Melvin Jenkins
QB 9 Rodney Peete; 12 Erik Kramer (8)	SS 35 William White
RB 20 Barry Sanders	FS 36 Bernie Blades

Pro Bowl Selections: NT Jerry Ball, S Bernie Blades, T Lomas Brown, KR Mel Gray, RB Barry Sanders, LB Chris Spielman

### Team Statistics

Total First Downs	Det	Opp
Rushing	280	305
Passing	118	93
Penalty	146	189
3rd Down: Made/Att	16	23
3rd Down Pct.	71/196	80/200
4th Down: Made/Att	36.0	39.5
4th Down Pct.	3/6	9/20
4th Down Pct.	50.0	45.0
Possession Avg.	28.39	31.21
Total Net Yards	4788	5008
Avg. Per Game	299.3	315.2
Total Plays	538	1043
Avg. Per Play	5.1	5.0
Net Yards Rushing	1930	1757
Avg. Per Game	120.6	109.2
Total Rushes	454	444
Net Yards Passing	2858	3286
Avg. Per Game	178.6	205.4
Sacked/Yards Lost	25/116	30/237
Gross Yards	2974	3233
Att./Completions	459/252	534/315
Completion Pct.	54.9	59.0
Had Intercepted	17	19
Punts/Average	75/41.2	67/39.2
Net Punting Avg.	35.4	31.7
Penalties/Yards	93/799	94/704
Fumbles/Ball Lost	25/13	32/17
Touchdowns	40	34
Rushing	19	16
Passing	16	16
Returns	5	2

### Points Scored

Lions	O1	O2	O3	O4	OT	Pts
Lions	72	67	77	120	3	339
Opponents	75	108	58	54	0	295

### Scoring

Sanders, B.	TD	Ru	Pa	Rt	PAT	FG	S	Pts
Murray	0	0	0	0	0/0	0/0	0	0
Green	7	0	0	0	40/40	19/28	0	97
Clark	6	0	0	0	0/0	0/0	0	36
Peete	2	2	0	0	0/0	0/0	0	12
Crockett	1	0	0	0	0/0	0/0	0	6
White, W.	1	0	0	0	0/0	0/0	0	6
Periman	1	0	0	0	0/0	0/0	0	6
Kramer	1	0	0	0	0/0	0/0	0	6
Farr	1	0	0	0	0/0	0/0	0	6
Hayworth	1	0	0	0	0/0	0/0	0	6
Gray	1	0	0	0	0/0	0/0	0	6
White, S.	1	0	0	0	0/0	0/0	0	6
Lions	40	19	16	2	40/40	19/28	1	339
Opponents	34	16	16	2	34/34	19/28	0	295

### Rushing

Sanders, B.	Att	Yds	Avg	Lg	TD
Peete	25	158	6.3	59	16
Overtown	25	125	5.0	26	0
Clark	14	59	4.2	9	0
Peete	17	55	3.2	10	0
Dozier	9	46	5.1	29	0
Arnold	2	42	21.0	21	0
Kramer	4	26	6.7	12	1
Gray	4	11	5.5	6	0
Periman	2	10	2.5	6	0
Ware	4	6	1.5	10	0
Lions	453	1930	4.3	69	19
Opponents	444	1760	4.0	59	16

### Receiving

Clark	Rec	Yds	Avg	Lg	TD
Clark	52	668	12.8	42	1
	47	640	13.6	68	6

Farr	Att	Cmp	Yds	Cmp%	Int	TD%	Int%	Lg	Sk/Y	Rtg
Sanders, B.	42	431	10.3	34	1					
Green	41	307	7.5	34	1					
Moore	39	592	15.2	73	7					
Tennell	11	135	12.3	21	0					
Overtown	4	43	10.8	18	0					
Gray	4	38	9.5	14	0					
Matthews	3	42	14.0	31	0					
Campbell 2-48, 28 Lg; Fortin 1-4; Riley 1-3; Dozier 1-3; Jackson 1-1-2;	3	21	7.0	11	0					
Lions	252	2974	11.8	73	16					
Opponents	315	3523	11.2	51	16					

Passing	Att	Cmp	Yds	Cmp%	Int	TD%	Int%	Lg	Sk/Y	Rtg
Kramer	265	136	1635	51.3	6	11	4.2	8	3.0	73
Peete	194	116	1339	59.8	6	5	2.6	9	4.6	88
Lions	459	252	2974	54.9	6	16	3.5	17	3.7	73
Opponents	534	315	3523	59.0	6	16	3.0	19	3.6	73

Interceptions	Att	Yds	Avg	Lg	TD
Crockett	6	141	23.5	96	1
Taylor	4	26	6.5	23	0
Jamison	3	52	17.3	19	0
White, W.	2	35	17.5	28	0
White, S. 1-18, 18t Lg, 1 TD; Blades 1-14; Alexander 1-0; Hayworth 1-0	19	286	15.1	96	2
Lions	17	229	13.5	57	1
Opponents	19	286	15.1	96	2

Punting	Pnt	Yds	Avg	Net	TB	In20	Lg	B
Arnold	75	3092	41.2	35.4	5	27	63	0
Lions	75	3092	41.2	35.4	5	27	63	0
Opponents	67	2829	39.2	31.7	6	16	56	0

Punt Returns	PR	FC	Yds	Avg	Lg	TD
Gray	25	14	385	15.4	76	0
Jenkins	1	0	0	0.0	0	0
Lions	26	14	385	14.8	76	1
Opponents	35	10	340	9.7	69	1

Kickoff Returns	KR	Yds	Avg	Lg	TD
Gray	36	929	25.8	71	0
Campbell	9	85	9.4	18	0
Overtown	4	71	17.8	23	0
Dozier	4	60	15.0	38	0
Scott 1-16; Jackson 1-9; Clark 2-0; Bell 1-0	58	1170	20.2	71	0
Lions	63	1095	17.4	53	0
Opponents	63	1095	17.4	53	0

Field Goals	1-19	20-29	30-39	40-49	50+
Murray	1/1	3/4	8/10	5/9	2/4
Lions	1/1	3/4	8/10	5/9	2/4
Opponents	1/1	12/12	4/8	0/6	0/1

Murray: (50N,41G,27G,36G) (46G,51N) (48N,19G) (38G,48N) (47G,47N) (37G) (44G,32G) (31G) (37G,23N,50N) (21G,50G,37G) (43G,37G,43N,39B) (30N,21G)—19/28, 67.9%

Opponents: (26G) (48N) (18G,47G) (20G) (32G) (42G,25G,48N) (47B,35N) (21G,25G,43N) (29G,33G,36N) (27G) (27G,22G,37N) (30N,22G,25G) (23G) (22N,37N)—19/28, 67.9%

Defense	TD	ST	AT	Sk	Yds	PD	FF	FR	SIT
Spielman	12	84	42	0	0	7	3	3	0
Blades	93	65	28	0	0	0	1	0	0
White, W	87	64	23	0	0	10	0	0	0
Jenkins	86	86	0	1	10	4	2	0	22
Crockett	86	74	12	1	10	16	1	1	7
Jamison	86	67	19	4	30	5	2	1	0
Gibson	62	36	26	0	0	3	0	0	3
Owens	51	40	11	5.5	60	1	1	2	0
Spindler	49	33	16	3.5	13	2	1	0	0
Hayworth	43	26	17	2	14	0	2	0	9
Ball	36	31	5	2	17	1	1	1	0
Pritchett	26	20	6	1.5	6	1	0	0	8
Taylor	25	25	0	0	7	7	1	0	1
Caston	19	16	3	0	0	0	0	0	13
Hunter	16	14	2	6	53	0	0	1	1
Alexander	16	13	3	0	0	0	0	0	2
Bell	14	13	0	0	0	0	0	1	1
White, S	14	13	1	0	0	1	1	0	0
Scott	14	10	4	0	0	1	0	0	5
Jones	13	13	0	0	0	0	1	0	12
Pete	13	5	1.5	10	0	0	1	1	9
Noga	10	10	0	0	0	0	0	1	1
Brown, M	5	5	0	0	0	0	0	0	1
Cofer	3	2	1	1	13	0	0	0	1
Weich	2	2	1	1	13	0	0	0	1

Special Teams: Tennell 3; Sanders, E 2; Little 1; Dozier 1; Riley, E 1; Overtown 1; Jones 1

Lions	995	767	229	30	237	83	15	19	106
Opponents	906	720	185	25	116	69	13	14	—

NFL Standings	W	L	T	Pct	Pts	OP
NFC Central	12	4	0	.750	339	295
DETROIT	11	5	0	.688	299	269
Chicago	8	8	0	.500	301	305
Minnesota	4	12	0	.250	273	313
Green Bay	3	13	0	.188	199	365
Tampa Bay	3	13	0	.188	199	365

NFC East	W	L	T	Pct	Pts	OP
Washington	14	2	0	.875	485	224
Dallas	11	5	0	.688	342	310
Philadelphia	10	6	0	.625	285	244
NY Giants	8	8	0	.500	281	297
Phoenix	4	12	0	.250	196	344

NFC West	W	L	T	Pct	Pts	OP
New Orleans	11	5	0	.688	341	211
Atlanta	10	6	0	.625	361	338
San Francisco	10	6	0	.625	393	239
L.A. Rams	3	13	0	.188	234	390
San Diego	4	12	0	.250	274	342

AFL defeated NY, 17-10, in AFC wild card. Buf defeated KC, 37-14, and Den defeated Hou, 26-24, in AFC playoffs. Buf defeated Den, 10-7, for AFC title. Was defeated Buf, 37-24, for the NFL title in SB XXVI.

IN 1991: In Operation Desert Storm, Unified U. N. Forces drive Iraqi troops out of Kuwait.



# YEAR-BY-YEAR RESULTS

Detroitlions.com  
Media.Detroitlions.com

## 1992

Record: 5-11, 5th NFC Central

Date	W/L	Score	Opponent	Att
9/6	W	24-27	at Chicago	63,672
9/13	W	31-17	Minnesota	57,519
9/20	L	10-13	at Washington	55,818
9/27	L	23-27	Tampa Bay	51,374
10/4	L	7-13	New Orleans	66,971
10/15	L	14-31	at Minnesota	52,816
10/25	W	38-7	at Tampa Bay	53,995
11/1	L	13-27	Green Bay	60,584
11/8	L	3-37	Dallas	74,816*
11/15	L	14-17	at Pittsburgh	52,242
11/22	W	19-13	at Cincinnati	48,574
11/26	L	21-24	Houston	73,711
12/6	L	10-38	at Green Bay	49,469
12/13	W	20-14	Cleveland	65,970
12/20	W	16-3	Chicago	72,777
12/28	L	6-24	at San Francisco	55,907

\*Silverdome sellout

### Usual Starters

Offense	Defense
QB 86 Willie Green	LE 92 Marc Spindler
WR 80 Brett Periman	NT 93 Jerry Ball
LT 75 Lomas Brown	RE 94 Kelvin Pritchett
LG 66 Shawn Bouwers	LB 58 George Jamison
C 53 Kevin Glover, 62 Blake Miller	LB 54 Chris Spielman
RG 67 Ken Dallaroff	DE 98 Dennis Gibson
RT 76 Scott Conover	LB 55 Michael Cofer (8), 59 Tracy Scroggins (7)
WR 81 Mike Farr	CB 39 Ray Crockett
DB 84 Herman Moore	CB 24 Melvin Jenkins
DB 9 Rodney Peste	SS 35 William White
RB 20 Barry Sanders	FS 36 Bernie Blades

Pro Bowl Selections: T Lomas Brown, KR Mel Gray, RB Barry Sanders

### Team Statistics

Total First Downs	241	Opp	308
Rushing	83	119	
Passing	133	168	
Penalty	25	21	
3rd Down: Made/Att	60/175	84/200	
3rd Down Pct.	34.0	42.0	
4th Down: Made/Att	3/7	4/9	
4th Down Pct.	43.0	44.0	
Possession Avg.	27.36	32.23	
Total Net Yards	4440	5058	
Avg. Per Game	277.5	316.1	
Total Plays	863	976	
Avg. Per Play	5.3	5.2	
Net Yards Rushing	1644	1841	
Avg. Per Game	102.8	115.1	
Total Rushes	378	460	
Net Yards Passing	2976	3217	
Avg. Per Game	174.8	201.1	
Sacked/Yards Lost	59/354	29/185	
Gross Yards	3150	3402	
Att./Completions	406/231	487/296	
Completion Pct.	56.9	60.8	
Had Intercepted	21	21	
Punts/Average	66/43.1	55/41.1	
Net Punting Avg.	34.7	33.3	
Penalties/Yards	122/903	111/871	
Fumbles/Ball Lost	26/15	25/11	
Touchdowns			
Rushing	9	14	
Passing	16	20	
Returns	5	4	

Points Scored	Q1	Q2	Q3	Q4	OT	Pts
Lions	37	99	65	72	-	273
Opponents	83	82	34	133	-	332

Scoring	TD	Ru	Pa	Rt	PAT	FG	S	Pts
Hanson	0	0	0	0	30/30	21/26	0	93
Sanders, B.	10	9	1	0	0/0	0/0	0	60
Green	5	0	5	0	0/0	0/0	0	30
Periman	4	0	4	0	0/0	0/0	0	24
Moore	4	0	4	0	0/0	0/0	0	24
Gray	2	0	0	2	0/0	0/0	0	12
Ball	1	0	0	1	0/0	0/0	0	6
Jenkins	1	0	0	1	0/0	0/0	0	6
Campbell	1	0	0	1	0/0	0/0	0	6
Blades	1	0	1	0	0/0	0/0	0	6
Barrett	1	0	1	0	0/0	0/0	0	6
Lions	30	9	16	5	30/30	21/26	0	270
Opponents	38	14	20	4	38/38	22/35	0	332

Rushing	Att	Yds	Avg	Lg	TD
Sanders, B.	312	1352	4.3	55*	9
Ware	20	124	6.2	32	0
Peste	21	83	4.0	12	0
Kramer	12	34	2.8	11	0
Stradford	9	29	3.2	11	0
Tillison	4	22	5.5	10	0
Lions	378	1644	4.3	55*	9
Opponents	460	1841	4.0	25	14

Receiving	Rec	Yds	Avg	Lg	TD
Periman	89	810	11.7	40*	4
Moore	51	966	18.9	71*	5
Green	33	586	17.8	73*	5
Sanders, B.	29	225	7.8	48	1
Farr	15	115	7.7	14	0
Matthews	9	127	15.2	24	0
Campbell	8	155	19.4	78*	1
Johnson, J.	6	34	5.7	9	0
Barrett	4	67	16.8	24	1
Hinnant	4	28	9.3	13	0
Stradford	2	15	7.5	12	0
McLemore	2	12	6.0	6	0
Lions	231	3150	13.6	78*	16
Opponents	296	3402	11.5	69*	20

Passing	Att	Cmp	Yds	Cmp%	Avg	TD	TD%	Int%	Lg	Sk/Y	Rtg
Peste	213	123	1702	57.7	7.99	9	4.2	9	4.2	78*	80.0
Kramer	106	58	771	54.7	7.27	4	3.8	8	7.5	77*	58.4
Ware	86	50	677	58.1	7.87	3	3.5	4	4.7	59	16.0
Sanders, B.	1	0	0	0.0	0.0	0	0.0	0	0.0	0	39.6
Lions	406	231	3150	56.9	7.76	16	3.9	21	5.2	78*	59.354
Opponents	487	296	3402	60.8	6.99	20	4.1	21	4.3	89*	29.165

Interceptions	Int	Yds	Avg	Lg	TD
White, W.	4	54	13.5	28	0
Crockett	4	50	12.5	35	0
Scott	4	35	8.8	26	0
Jenkins	4	34	8.5	14	0
Blades	3	56	18.7	34	0
White, S.	2	26	13.0	20	0
Lions	21	295	21.1	35	0
Opponents	21	294	14.0	66*	1

Punting	Pnt	Yds	Avg	Net	TB	In20	Lg	B
Arnold	65	2846	43.8	35.2	10	12	71	1
Team	1	0	0.0	0.0	0	0	0	0
Lions	66	2846	43.1	34.7	10	12	71	1
Opponents	55	2263	41.1	33.3	12	21	60	2

Punt Returns	PR	FC	Yds	Avg	Lg	TD
Gray	18	9	175	9.7	58*	0
Campbell	4	0	15	3.8	6	0
Lions	21	9	190	9.0	58*	1
Opponents	30	5	356	11.9	48	0

Kickoff Returns	KR	Yds	Avg	Lg	TD
Gray	42	1006	24.0	89*	2
Campbell	4	61	15.3	21	0
Periman	4	59	14.8	22	0
Stradford	3	5	8.8	16	0
Scott	3	5	1.7	3	0
Tillison	1	27	27.0	27	0
Johnson, J.	1	0	0.0	0	0
Lions	59	1193	20.2	89*	2
Opponents	45	948	21.1	39	0

Field Goals	1-19	20-29	30-39	40-49	50+
Hanson	0/0	5/5	10/10	4/6	5/5
Lions	0/0	5/5	10/10	4/6	5/5
Opponents	0/0	8/10	6/10	4/10	4/5

Hanson: (38G) (45N,35G) (52G,52N,49N) (54N,42G,35G,36G) (27G) (32G,34G) (36G) (35G,27G,20G,29G) (44G) (57B,46G) (22G,36G,30G) (44G,50G) —21/26, 88.8%

Opponents: (34G,41N,38G) (52G,40N,28N) (53G,34N,27G) (42G,36N,31G) (47N,50G,20G) (20G,28N) (47N) (53G,25G) (25G,42G,30G) (32N,20G,32B) (40G,20G,50N) (46N,30G) (46G) (24G) (40N,37G) —22/25, 62.9%

Defense	TD	ST	AT	Sk	Yds	PD	FF	FR	ITT
Spielman	146	94	52	1	3	0	0	1	1
Jamison	111	80	31	2	10.5	1	3	1	5
Blades	95	62	33	0	0	5	1	1	0
White, W.	76	57	19	0	0	6	0	0	0
Jenkins	72	72	0	0	0	15	1	1	11
Gibson	60	39	21	0	0	1	0	0	2
Pritchett	59	38	21	6.5	43	0	0	0	0
Crockett	62	41	11	5	12	1	1	1	4
Scott	47	36	11	0	0	6	0	0	4
Ball	43	31	12	2.5	17.5	2	0	3	0
Spindler	34	25	9	2.5	26	0	0	2	0
Scroggins	28	25	3	7.5	41	1	0	0	7
Cofer	27	17	10	2	12	0	0	0	0
Owens	25	20	5	2	10	2	0	0	0
Porcher	21	11	10	1	8	1	0	0	0
Colton	18	18	0	0	0	0	0	2	6
Pete	12	7	5	1	9	0	0	1	0
White	11	9	2	0	0	6	0	0	0
Caston	11	6	0	0	0	0	0	0	11
Johnson, T.	7	5	1	0	0	0	0	0	3
Robinson, J.	6	5	1	0	0	0	0	0	5
Clay	6	4	2	0	0	0	0	0	4
Jones, V.	6	4	2	0	0	0	0	0	0
Jones, A.	2	2	1	0	0	0	0	0	3
Hayworth	2	2	0	0	0	0	0	0	0
Hunter	1	1	0	0	0	0	0	0	0
Hinnant	1	1	0	0	0	0	0	0	0
Tillison	1	1	0	0	0	0	0	0	0
McKnight	1	1	0	0	0	0	0	0	0
Sanders	1	1	0	0	0	0	0	0	0
Arnold	1	1	0	0	0	0	0	0	0
Johnson, J.	1	1	0	0	0	0	0	0	0
McLemore	1	1	0	0	0	0	0	0	0
Lions	979	708	271	29	185	59	9	15	11
Opponents	884	659	225	29	354	86	9	15	14

NFL Standings							NFL Standings						
NFC Central	W	L	T	Pct	Pts	Opp	AFC Central	W	L	T	Pct	Pts	Opp
Minnesota	11	5	0	.688	374	249	Pittsburgh	11	5	0	.688	299	225
Green Bay	9	7	0	.563	276	286	Houston	10	6	0	.625	352	258
Tampa Bay	5	11	0	.313	287	365	Cleveland	7	9	0	.438	272	275
Chicago	5	11	0	.313	295	361	Cincinnati	5	11	0	.313	274	364
DETROIT	5	11	0	.313	273	332							
NFC East							AFC East						
Dallas	13	3	0	.813	409	243	Buffalo	11	5	0	.688	340	281
Philadelphia	11	5	0	.688	354	245	Miami	11	5	0	.688	381	283
Washington	9	7	0	.563	300	255	Indianapolis	9	7	0	.563	216	302
NY Giants	6	10	0	.375	306	367	NY Jets	4	12	0	.250	220	315
Phoenix	4	12	0	.250	243	332	New England	2	14	0	.125	205	363
NFC West							AFC West						
San Francisco	14	2	0	.875	431	236	San Diego	11	5	0	.688	335	241
New Orleans	12	4	0	.750	330	202	Kansas City	10	6	0	.625	348	282
Atlanta	6	10	0	.375	327	414	Denver	8	8	0	.500	262	329
LA Rams	6	10	0	.375	327	414	LA Raiders	7	9	0	.438	245	245
LA Rams	6	10	0	.375	313	383	Seattle	2	14	0	.125	140	383

Was defeated Min 24-7 and Phi defeated NO 36-10 in NFL wild card. SF defeated Was 20-13, and KC defeated Atl 25-10 in AFC wild card. KC defeated Min 31-10 in AFC divisional. Was defeated Hou 41-38 in overtime in AFC wild card. Buf defeated Phi 24-7, and Mia defeated SD 31-10, and KC defeated LA 31-10 in AFC divisional. KC defeated LA 31-10 in AFC wild card. DA defeated Buf 52-13, for the NFL title in Super Bowl.





Atlanta	6	10	0	.375	316	385	San Diego	8	8	0	.500	322	2
L.A. Rams	5	11	0	.313	321	367	Seattle	6	10	0	.375	280	3

GB defeated DET 28-24, and NYG defeated Min 17-10, in NFC wild card. SF defeated NYG 44-3, and Dal defeated GB 27-17 in NFC playoffs. Dal defeated SF 38-21, for NFC title. KC defeated Pit 27-24 (OT), and LARd defeated Den 42-24 in AFC wild card. Buf defeated LARd 29-23, and KC defeated Hou 28-20 in AFC playoffs. Buf defeated KC 30-13 for AFC title. Dal defeated Buf 30-13 for the NFL title in SB XXVIII.

IN 1993: Supreme Court Justice Byron White retired after serving for 31 years. White played for the Lions in 1940-41.



# YEAR-BY-YEAR RESULTS

Detroitlions.com  
Media.Detroitlions.com

## 1994

Record: 9-7, 3rd NFC Central

Date	W/L	Score	Opponent	Att
9/4	W	31-26ot	Atlanta	60,740
9/11	L	3-10	at Minnesota	57,249
9/19	W	20-17ot	at Dallas	64,102
9/25	L	17-23	New England	58,102
10/2	L	14-24	at Tampa Bay	38,012
10/9	L	21-27	San Francisco	77,347
10/23	W	21-16	Chicago	73,574
10/30	W	28-25ot	at NY Giants	75,124
11/6	L	30-38	at Green Bay	54,995
11/13	W	14-9	Tampa Bay	50,814
11/20	L	10-20	at Chicago	55,035
11/24	W	35-21	Buffalo	75,072
12/4	W	34-31	Green Bay	76,338
12/10	W	18-7	at NY Jets	55,080
12/17	W	41-19	Minnesota	73,881
12/25	L	20-27	at Miami	70,980

### NFC Playoffs

12/31	L	12-16	at Green Bay	58,125
-------	---	-------	--------------	--------

\*Silverdome sellout

### Usual Starters

Offense	Defense
QR 80 Brett Periman	LE 91 Robert Porcher
TE 49 Ty Hallock (10); 82 Rodney Holman (7)	NT 93 Marc Spindler (8); 90 Dan Owens (8)
LT 75 Lonas Brown	RE 94 Tony Pritchett
LG 66 Shawn Bowers	LB 51 Broderick Thomas
C 53 Kevin Glover	LB 54 Chris Spielman
RG 67 Doug Widdell	LB 59 Mike Johnson
RT 73 David Lutz	LB 97 Tracy Scroggins; 56 Pat Swilling
TE 89 Ron Hall	CB 47 Ryan McNeil
ZB 84 Herman Moore	CB 40 Robert Massey
OB 19 Scott Mitchell; 17 Dave Krieg	FS 36 Bernie Blades
RB 20 Barry Sanders	SS 32 Willie Clay

Pro Bowl Selections: T Lomas Brown, KR Mel Gray, WR Herman Moore, RB Barry Sanders, LB Chris Spielman

### Team Statistics

	Det	Opp
Total First Downs	280	326
Rushing	94	131
Passing	164	169
Penalty	22	26
3rd Down Made/Att	25/188	21/231
3rd Down Pct.	40.0	48.0
4th Down Made/Att	5/12	10/20
4th Down Pct.	42.0	50.0
Possession Avg.	26.48	34.50
Total Net Yards	5000	5405
Avg. Per Game	312.5	338.0
Total Plays	891	1086
Avg. Per Play	5.6	5.0
Net Yards Rushing	2080	1859
Avg. Per Game	130.0	116.2
Total Rushes	406	511
Net Yards Passing	2922	3424
Avg. Per Game	182.5	221.8
Sacked/Yards Lost	26/163	28/199
Gross Yards	3085	3745
Att./Completions	459/250	547/370
Completion Pct.	54.5	67.6
Had Intercepted	14	12
Punts/Average	64/43.5	66/44.9
Net Punting Avg.	34.2	34.7
Penalties/Yards	109/781	130/1036
Fumbles/Ball Lost	26/10	34/11
Touchdowns	43	40
Rushing	12	15
Passing	24	21
Returns	7	4

### Points Scored

	Q1	Q2	Q3	Q4	OT	Pts
Lions	45	130	82	91	9	357
Opponents	60	148	72	62	0	342

### Scoring

	TD	Ru	Pa	Rt	PAT	FG	S	Pts
Hanson	0	0	0	0	39/40	18/27	0	93
Moore, H.	11	0	11	0	0/0	0/0	0	66
Sanders	8	7	1	0	0/0	0/0	0	48
Periman	4	0	4	0	0/0	0/0	0	28
Moore, D.	4	4	0	0	0/0	0/0	0	24
Carter	3	0	3	0	0/0	0/0	0	18
Gray	3	0	0	3	0/0	0/0	0	18
Matthews	3	0	3	0	0/0	0/0	0	18
Morton	2	0	1	1	0/0	0/0	0	12
Mitchell	1	1	0	0	0/0	0/0	0	6
Spielman	1	0	0	1	0/0	0/0	0	6
Johnson, M.	1	0	0	0	0/0	0/0	0	6
Clay	1	0	0	1	0/0	0/0	0	6
Conover	1	0	1	0	0/0	0/0	0	6
Team	0	0	0	0	0/0	0/0	1	2
Lions	43	12	24	7	39/40	18/27	1	357
Opponents	40	15	21	4	37/38	21/28	0	342

2-Pt. Conversions: Periman (2) TEAM 3-3; Opp 1-2

### Rushing

	Att	Yds	Avg	Lg	TD
Sanders	331	1883	5.7	85	7
Periman	97	86	0.9	25	0
Moore, D.	27	52	1.9	12	4
Krieg	27	35	1.3	15	0
Mitchell	15	24	1.6	7	1
Lynch	1	0	0.0	0	0
Lions	406	2080	5.1	85	12
Opponents	311	1859	3.6	32	15

### Receiving

	Rec	Yds	Avg	Lg	TD
Moore, H.	72	1173	16.3	51t	11
Periman	56	751	13.6	39	4
Sanders	44	283	6.4	22	1
Matthews	29	359	12.4	33	3

### Passing

Hall	10	106	10.6	18	0
Carter	8	97	12.1	18	3
Hallock	7	75	10.7	21	0
Morton	3	39	13.0	18t	1
Lynch	2	18	9.0	12	0
Moore, D.	1	10	10.0	10	0
Conover	1	1	1.0	1t	1
Lions	250	3085	12.3	51t	24
Opponents	370	3745	10.1	76t	21

### Interceptions

	Int	Yds	Avg	Lg	TD
Massey	4	25	6.3	17	0
Clay	3	54	18.0	28t	1
Johnson, M.	1	48	48.0	48t	1
McNeil	1	14	14.0	14	0
Colon	1	3	3.0	3	0
Mack	1	0	0.0	0	0
Blades	1	0	0.0	0	0
Lions	12	144	12.0	48t	2
Opponents	14	154	11.0	38	1

### Punting

	Pnt	Yds	Avg	Net	TB	In20	Lg	B
Montgomery	63	2782	44.2	34.8	8	20	64	8
Team	1	0	0.0	0.0	0	0	0	0
Lions	64	2782	43.5	34.2	8	20	64	1
Opponents	66	2963	44.9	34.7	21	20	67	0

### Punt Returns

	PR	FC	Yds	Avg	Lg	TD
Gray	21	12	233	11.1	24	0
Clay	3	0	20	6.7	12	0
Massey	0	0	0	0.0	0	0
Lions	25	12	256	10.2	24	0
Opponents	36	4	431	12.0	80t	2

### Kickoff Returns

	KR	Yds	Avg	Lg	TD
Gray	45	1276	28.4	102t	3
Moore, D.	10	113	11.3	19	0
Lynch	9	105	11.7	16	0
Morton	3	143	47.7	93t	1
Malone	3	38	12.7	20	0
Lions	70	1675	23.9	102t	4
Opponents	65	1572	24.2	96t	1

### Field Goals

	1-19	20-29	30-39	40-49	50+
Hanson	0/0	6/7	7/7	5/8	0/5
Opponents	0/0	6/7	7/7	5/8	0/5

Hanson: (37G) (42N,46N,24G) (32G,51N,57B,51B,44G) (27G) (28N) (52N) (0) (31G,24G) (51N) (0) (29G,43N) (27G,34G) (37G,49G,48G,23G) (39G,41G) (32G,40G) -18/27, 66.7%

Opponents: (52N) (47N,36G) (19G) (23G,28G,21G) (23G,55N) (0) (46N,22) (25G,40N) (30G) (20G,49N,41G,34G) (28G,23G) (42N,24G) (34G,26G,37G,48G) (40G,45G) -21/28, 75.0%

### Defense

	TT	ST	AT	Sk	Yds	PD	FF	FR	STT
Spielman	195	124	71	0	0	6	3	3	0
Johnson	134	92	42	1.5	12	5	0	1	1
Blades	90	71	19	1	7	10	0	1	1
Thomas	88	64	24	7	49.5	7	2	2	0
Clay	76	59	17	0	10	3	0	1	0
Pritchett	74	41	33	5.5	50	1	0	1	0
Porcher	69	47	22	3	22	8	2	1	0
Massey	68	53	15	0	0	6	0	0	4
McNeil	58	51	7	0	0	7	0	0	2
Jeffries	44	36	8	0	0	2	1	0	0
Owens	41	26	15	3	28	0	0	0	0
Scroggins	36	28	8	2.5	14	2	0	0	8
Swilling	28	21	7	3.5	16.5	0	1	1	0
Mack	25	19	6	0	0	1	0	0	6
Colon	17	16	1	0	0	1	2	0	10
Spindler	15	11	4	0	0	0	0	0	0
Hayworth	8	7	1	0	0	0	0	0	5
Bonham	3	1	2	0	0	0	0	0	0
London	1	0	1	0	0	0	0	0	5
Jones	1	0	1	0	0	0	0	0	6
Malone	0	0	1	0	0	0	0	0	0
Special Teams: Moore, D 10; Hallock B, Kowalkowski 7; Lynch 5; Hall 4; Borgella 2; Roderhauer 2; Beer 1; Hanson 1									
Lions	1072	767	305	28	199	68	17	10	99
Opponents	763	585	178	26	165	74	8	15	—

### NFL Standings

NFL Standings						AFC Central						NFL Central					
Minnesota	W	L	T	Pct	Pts	Pittsburgh	W	L	T	Pct	Pts	Green Bay	W	L	T	Pct	Pts
Green Bay	9	7	0	0.563	382	Cleveland	11	5	0	0.688	340	DETROIT	9	7	0	0.563	357
DETROIT	9	7	0	0.563	357	Cincinnati	3	13	0	0.188	276	Chicago	9	7	0	0.563	271
Chicago	9	7	0	0.563	271	Houston	2	14	0	0.125	226	Tampa Bay	6	10	0	0.375	251
Tampa Bay	6	10	0	0.375	251	AFC East											

### NFC East

Dallas	12	4	0	.750	414	248	New England	10	6	0	.625	351	312
NY Giants	9	7	0	.563	279	305	Indianapolis	8	8	0	.500	307	320
Arizona	8	8	0	.500	235	267	Buffalo	7	9	0	.438	340	356
Philadelphia	7	9	0	.438	308	308	NY Jets	6	10	0	.375	264	320
Washington	3	13	0	.188	320	412	AFC West						

### NFC West

San Francisco	13	3	0	813	505	296	Kansas City	9	7	0	563	319	298
New Orleans	7	9	0	438	348	407	L.A. Raiders	9	7	0	563	303	327
Atlanta	7	9	0	438	317	385	Denver	7	9	0	438	347	396
L.A. Rams	4	12	0	250	286	365	Seattle	6	10	0	375	287	323

GB defeated DET, 16-12, and Chi defeated Min, 35-18, in NFC wild card. SF defeated Chi, 44-15, and Dal defeated GB, 35-9, in NFC playoffs. SF defeated Dal, 38-28, for NFC title. Mia defeated KC, 27-17, and Cle defeated NE, 20-13, in AFC wild card. Pit defeated Cle, 29-9, and SD defeated Mia, 22-21, in AFC playoffs. SD defeated Pit, 17-13, for AFC title. SF defeated SD, 49-26, for the NFL title in SB XXIX.

GB defeated DET, 16-12, and Chi defeated Min, 35-18, in NFC wild card. SF defeated Chi, 44-15, and Dal defeated GB, 35-9, in NFC playoffs. SF defeated Dal, 38-27, for NFC title. Mia defeated KC, 27-17, and Cle defeated NE, 20-13, in AFC wild card. Pit defeated Cle, 29-9, and SD defeated Mia, 22-21, in AFC playoffs. SD defeated Pit, 17-13, for AFC title. SF defeated SD, 49-26, for the NFL title in SB XXX.



# YEAR-BY-YEAR RESULTS

Detroitlions.com  
Media.Detroitlions.com

## 1995

Record: 10-6, 2nd NFC Central

Date	W/L	Score	Opponent	Att
9/3	L	20-23	at Pittsburgh	58,002
9/10	L	10-20	at Minnesota	52,234
9/17	L	17-20	Arizona	58,727
9/25	W	27-24	San Francisco	76,236*
10/8	W	38-20	Cleveland	74,717
10/15	L	21-30	at Green Bay	60,302
10/22	L	30-36ot	at Washington	52,532
10/29	W	24-16	Green Bay	73,462
11/5	L	22-34	at Atlanta	48,619
11/12	W	27-24	Tampa Bay	60,644
11/19	W	24-17	at Chicago	61,779
11/23	W	44-38	Minnesota	74,259
12/4	W	27-7	Chicago	77,230*
12/10	W	24-17	at Houston	35,482
12/17	W	44-0	Jacksonville	70,204
12/23	W	37-10	at Tampa Bay	50,049
12/30	L	37-58	at Philadelphia	66,492

\*Silverdome sellout

### Usual Starters

Offense	Defense
QR 80 Brett Perriman	LE 94 Luther Ellis
WR 87 Johnnie Morton	NT 98 Henry Thomas
LT 75 Lomas Brown	OT 91 Robert Porcher
LG 67 Doug Widell	RE 97 Tracy Scroggins
C 53 Kevin Glover	SLB 99 Tracy Hayworth
RG 73 David Lutz	MLB 54 Chris Spielman
RT 71 Zeffross Moss	WLB 59 Mike Johnson
TE 86 David Sloan (RB: Ron Hall (S))	CB 47 Ryan McNeil
QB 84 Herman Moore	CB 31 Corey Raymond
OR 19 Scott Mitchell	SS 32 Willie Clay
RB 20 Barry Sanders	SS 36 Bennie Blades

Pro Bowl Selections: T Lomas Brown, C Kevin Glover, WR Herman Moore, RB Barry Sanders

Team Statistics	Det	Opp
Total First Downs	349	310
Rushing	91	150
Passing	230	201
Penalty	28	39
3rd Down Made/Att	95/208	76/200
3rd Down Pct.	46.0	38.0
4th Down Made/Att	8/13	10/16
4th Down Pct.	62.0	63.0
Possession Avg.	28.37	31.36
Total Net Yards	6113	5299
Avg. Per Game	382.1	349.9
Total Plays	1024	1031
Avg. Per Play	6.0	5.4
Net Yards Rushing	1753	1795
Avg. Per Game	109.6	112.2
Total Rushes	409	404
Net Yards Passing	4360	3804
Avg. Per Game	272.5	237.8
Sacked/Yards Lost	32/150	42/317
Gross Yards	4510	4121
Att./Completions	605/362	580/354
Completion Pct.	59.8	61.0
Had Intercepted	12	22
Punts/Average	60/40.5	61/42.7
Net Punting Avg.	30.8	36.6
Penalties/Yards	134/1032	120/1001
Fumbles/Ball Lost	21/13	24/13
Touchdowns	50	36
Rushing	16	15
Passing	33	17
Returns	1	4

Points Scored		Q1	Q2	Q3	Q4	OT	Pts
Lions		113	125	87	111	0	436
Opponents		53	114	67	96	0	336
Scoring	TD	Ru	Pa	Rt	PAT	FG	S
Hanson	0	0	0	0	48/48	28/34	0
Moore, H.	14	0	14	0	0/0	0/0	8
Sanders	12	11	1	0	0/0	0/0	72
Periman	9	0	9	0	0/0	0/0	56
Morton	8	0	8	0	0/0	0/0	48
Mitchell	4	4	0	0	0/0	0/0	24
Sloan	1	0	1	0	0/0	0/0	6
Rivers	1	1	0	0	0/0	0/0	6
Scroggins	1	0	0	0	0/0	0/0	6
Blades	0	0	0	0	0/0	0/0	2
Lions	50	16	33	1	48/48	28/34	1
Opponents	15	17	4	2	32/32	28/42	0

2-Pt. Conversions: TEAM 1-2; Opponents 2-2

Rushing	Att	Yds	Avg	Lg	TD
Sanders	314	1500	4.8	75t	11
Mitchell	18	104	5.8	28	4
Rivers	18	73	2.9	18	4
Periman	5	48	9.6	16	0
Morton	3	33	11.0	18	0
Schlesinger	1	1	1.0	1	0
Schlesinger	9	1	0.1	4	0
Royals	1	-7	-7.0	-7	0
Lions	387	1753	4.5	75t	16
Opponents	409	1795	4.4	75	15
Receiving	Rec	Yds	Avg	Lg	TD
Moore, H.	123	1886	15.3	69t	14
Periman	148	1088	7.3	91t	9
Sanders	48	398	8.3	40	1
Morton	44	590	13.4	32t	8
Hall	17	184	10.8	24	1
Sloan	11	81	7.4	15	0
Holman	5	35	7.0	9	0
Matthews	4	41	10.3	12	0

Rivers	1	5	5.0	5	0	0
Schlesinger	2	2	2.0	2	0	0
Lions	362	4510	12.5	91t	33	
Opponents	354	4121	11.6	89t	17	

Passing	Att	Cmp	Yds	Comp%	Avg	TD	Int%	Lg	Sk/Y	Rtg
Mitchell	583	346	4338	59.3	7.45	32	5.5	12	2.1	91t
Majkowski	20	15	161	75.0	8.05	1	0.0	0	0.0	31/165
Sanders	2	1	11	50.0	5.50	0	0.0	0	0.0	11/0
Lions	605	362	4510	59.8	7.45	33	5.5	12	2.0	91t
Opponents	580	354	4121	61.1	7.11	17	2.9	22	3.8	85

Interceptions	Clay	Yds	Avg	Lg
Clay	8	173	21.6	38
Turnmond	6	44	7.3	18
McNeil	2	26	13.0	21
Johnson	2	23	11.5	14
Spielman 1-4; Blades 1-0; Vanhorse 1-0; Malone 1-0	22	270	12.3	39
Lions	12	219	18.3	71t
Opponents	12	219	18.3	71t

Punting	Pnt	Yds	Avg	TD	TB	In20	Lg	B
Royals	57	2393	42.0	32	1	5	69	2
Team	2	0	0.0	0	0	0	0	0
Hanson	1	34	34.0	14.0	1	0	34	0
Lions	60	2427	40.5	38	7	15	69	2
Opponents	61	2604	42.7	38.6	3	19	60	0

Punt Returns	PR	FC	Yds	Avg	Lg	TD
Morton	7	4	48	6.9	16	0
Turner	6	3	39	6.5	16	0
Periman	5	6	50	10.0	13	0
Clay	5	5	49	9.8	28	0
Carter	1	3	3.0	3	0	0
Lions	24	17	189	7.9	28	0
Opponents	29	6	442	15.2	74t	1

Kickoff Returns	KR	Yds	Avg	Lg	TD
Rivers	19	420	22.1	52	0
Morton	18	390	21.7	32	0
Turner	17	323	19.0	43	0
Periman	5	65	13.0	23	0
Williams	4	100	25.0	32	0
Carter 2-46; 29 Lg; Sloan 1-14; Owens 1-9	67	1367	20.4	51	0
Lions	80	1828	22.9	51	0
Opponents	80	1828	22.9	51	0

Field Goals	1-19	20-29	30-39	40-49	50+
Lions	2/2	4/4	16/17	5/10	1/1
Hanson	2/2	4/4	16/17	5/10	1/1
Opponents	0/0	10/13	9/11	7/14	2/4
Hanson: (43G,36G) (33G,40N,42N)(21G)(30G,38G,18G,32G) (56G) (42G,20G,39G) (38G) (0) (34G,29G,18G) (43B,25G) (2G,40G,40G,39G) (42G,36G)(36G,49N)(38G,39G,22G) (33G,39G,45G)-28/34, 82.4%					
Opponents: (39G,49N,47G,31G) (32G,27G)(6G,41G,25G,25G) (47N,23G,40N) (22G,38G) (42G,43G,34N,20G,27N) (28G,36G,48N,29G) (32G,36G,28G)(32G,47G,42N,44N) (33G,43N) (39G,25G,52N) (53N) (47G) (27G) (27G)-62/67, 66.7%					

Defense	LT	ST	AT	Sk	Yds	PD	FF	FR	STT
Spielman	137	90	47	1	10	3	2	3	0
Johnson	116	80	36	2	14	6	2	4	1
Blades	98	69	29	1	4	7	0	1	3
McNeil	86	69	17	0	0	13	0	1	0
Raymond	68	59	9	2	13	24	1	1	0
Thomas	68	45	23	10.5	82	0	2	2	0
Clay	66	50	16	0	0	13	0	0	1
Porcher	51	29	22	5	38	2	1	0	0
Massey	50	40	10	0	0	2	0	0	0
Scroggins	45	35	10	9.5	56	6	2	1	0
Hayworth	31	23	8	1	10	1	2	1	4
Ellis	19	9	10	0	0	2	0	0	0
Vanhorse	17	16	1	0	0	2	0	0	0
Jeffries	14	13	1	0.5	2	1	0	0	6
London	14	12	2	7	65	1	4	0	3
Borham	6	3	7	6	1	6	0	0	0
Wells	6	3	3	0.5	4	1	0	0	0
Malone	6	3	3	0	0	1	0	0	0
Owens	4	3	1	0	0	0	0	0	5
Kowalkowski	2	1	0	1	13	0	0	0	13
Boyd, S.	1	1	0	1	13	0	0	0	0

Special Teams: Schlesinger 15; Beer 9; Hanson 2; Sample 2; Sloan 2; Holman 1; Royals 1; Lynch 1; Williams 1

Lions	912	657	255	42	317	85	77	16	10	13	97
Opponents	867	621	246	32	155	77	10	10	13		

Dallas	7	9	0	.438	238	335	Jacksonville	4	12	0	.250	275	404
<b>NFC East</b>													
Atlanta	12	4	0	.750	435	291	Buffalo	10	6	0	.625	350	335
Philadelphia	10	6	0	.625	318	338	Indianapolis	9	7	0	.563	331	316
Washington	6	10	0	.375	326	359	Miami	9	7	0	.563	338	332
NY Giants	5	11	0	.313	290	340	New England	6	10	0	.375	294	377
Arizona	4	12	0	.250	275	422	NY Jets	3	13	0	.188	233	384
<b>NFC West</b>							<b>NFC West</b>						
San Francisco	11	5	0	.688	457	258	Kansas City	13	3	0	.813	358	241
Atlanta	9	7	0	.563	362	349	San Diego	9	7	0	.563	321	323
St. Louis	7	9	0	.438	309	418	Seattle	6	8	0	.438	363	366
Carolina	7	9	0	.438	289	325	Denver	8	8	0	.500	388	345
New Orleans	7	9	0	.438	319	348	Oakland	8	8	0	.500	348	332

Phi defeated DET, 58-37, and GB defeated ATL, 37-20, in NFC wild card. GB defeated SF, 27-17, and Dal defeated Phi, 30-11, in AFC playoffs. Dal defeated GB 38-27, for NFC title. Ind defeated KC, 35-20, and Buf defeated Mia, 37-22, in AFC wild card. Pit defeated Buf, 40-21, and Ind defeated KC, 10-7, in AFC playoffs. Pit defeated Ind, 20-16, for AFC title. Dal defeated Phi 27-17, for the NFL title in SB XXX.

IN 1995: In April, the bombing of the Federal Building in Oklahoma City, Okla. kills 168 people.



# YEAR-BY-YEAR RESULTS

Detroitlions.com  
Media.Detroitlions.com

## 1996

Record: 5-11, 5th NFC Central

Date	W/L	Score	Opponent	Att
9/1	L	13-17	at Minnesota	52,372
9/8	W	21-6	Tampa Bay	54,229
9/15	L	17-24	at Philadelphia	66,772
9/22	W	35-16	Chicago	70,022
9/29	W	27-0	at Tampa Bay	34,961
10/6	W	28-24	Atlanta	58,668
10/13	L	21-37	at Oakland	50,037
10/27	L	7-35	New York Giants	63,501
11/3	L	18-28	at Green Bay	60,695
11/11	L	21-27	at San Diego	60,425
11/17	W	17-16	Seattle	51,194
11/24	L	14-31	at Chicago	55,864
11/28	L	24-28	Kansas City	75,079
12/8	L	22-24	Minnesota	46,043
12/15	L	3-31	Green Bay	73,214
12/23	L	14-24	at San Francisco	61,921

### Usual Starters

Offense	Defense
QR 80 Brett Perriman	LE 91 Robert Porcher
WR 87 Johnnie Morton	RT 98 Henry Thomas
LT 72 Ray Roberts	UT 94 Luther Ellis
LG 77 Mike Compton	RE 93 Kenwin Waldrup (10)
C 53 Kevin Glover	SS 97 Tracy Scroggins (6)
RG 64 Jeff Hartings	SLB 55 Antonio London
RT 71 Zefross Moss	MLB 99 Pepper Johnson
TE 89 Pete Metzelaars	WLB 59 Reggie Brown
ZR 84 Herman Moore	CB 47 Ryan McNeil
QB 19 Scott Mitchell	CB 31 Corey Raymond
RB 20 Barry Sanders	SS 36 Bernie Blades
	FS 39 Van Malone

Pro Bowl Selections: C. Kevin Glover, WR Herman Moore, RB Barry Sanders

### Team Statistics

Total First Downs	Det	Opp
Rushing	317	324
Passing	105	126
Penalty	180	172
3rd Down: Made/Att	32/109	25/109
3rd Down Pct.	29.3	23.0
4th Down: Made/Att	9/20	8/12
4th Down Pct.	45.0	66.7
Possession Avg.	26:57	33:02
Total Net Yards	5013	5367
Avg. Per Game	313.3	334.8
Total Plays	976	1044
Avg. Per Play	5.1	5.1
Net Yards Rushing	1810	2007
Avg. Per Game	113.1	125.4
Total Rushes	399	510
Net Yards Passing	3203	3350
Avg. Per Game	200.2	209.4
Sacked/Yards Lost	46/260	32/227
Gross Yards	3463	3463
Att/ Completions	541/311	502/311
Completion Pct.	57.1	62.0
Had Intercepted	21	11
Punts/Average	71/42.9	71/41.2
Net Punting Avg.	33.3	35.3
Penalties/Yards	109/863	115/938
Fumbles/Ball Lost	19/5	26/7
Touchdowns	38	44
Rushing	15	12
Passing	20	28
Returns	3	4

### Points Scored

Lions	O1	O2	O3	O4	OT	PTS
Lions	52	117	76	57	-	302
Opponents	81	130	79	78	-	368

### Scoring

	TD	Ru	Pa	Rt	PAT	FG	S	PTS
Hanson	0	0	0	0	36/36	12/17	0	72
Sanders	11	11	0	0	0/0	0/0	0	66
Moore	9	0	9	0	0/0	0/0	0	54
Morton	6	0	6	0	0/0	0/0	0	36
Perriman	5	0	5	0	0/0	0/0	0	30
Mitchell	4	4	0	0	0/0	0/0	0	24
Raymond	1	0	1	0	0/0	0/0	0	6
Blades	1	0	0	1	0/0	0/0	0	6
Wells	1	0	0	1	0/0	0/0	0	6
Lions	38	15	20	3	36/36	12/17	0	302
Opponents	44	12	28	4	40/41	20/25	1	368

2-Pt. Conversions: Moore, TEAM 1-2; Opponents 1-3

### Rushing

	Att	Yds	Avg	Lg	TD
Sanders	199	1553	7.8	54	11
Moore	19	86	4.5	26	0
Mitchell	37	83	2.2	9	4
Majkowski	14	38	2.7	12	0
Morton	3	35	9.9	18	0
Perriman	1	13	13.0	13	0
Lynch	2	2	1.0	2	0
Lions	389	1810	4.7	54	15
Opponents	510	2007	3.9	52	12

### Receiving

	Rec	Yds	Avg	Lg	TD
Moore	107	1296	12.1	50	9
Perriman	51	713	13.9	44	5
Morton	55	714	13.0	62	6
Sanders	24	147	6.1	28	0
Metzelaars	17	146	8.6	20	0
Sloan	7	51	7.3	18	0
Matthews	3	41	13.7	21	0
Rivers	2	28	14.0	19	0
Price	1	14	14.0	14	0
Lions	209	3463	11.2	62	20
Opponents	311	3577	11.5	73	28

### Passing

	Att	Cmp	Yds	Cmp%	Avg	TD	TD%	Int%	Int	Lg	Sk/Y	Rtg
Mitchell	437	253	2917	57.9	6.68	17	3.9	17	3.9	62	36/199	87.2
Majkowski	102	55	554	53.9	5.43	3	2.9	3	2.9	27	10/61	67.2
Royals	1	0	0	0.0	0.00	0	0.0	0	0.0	0	0/0	52.1
Sanders	1	0	0	0.0	0.00	0	0.0	1	100.0	0	0/0	0.0
Lions	541	309	33463	57.1	6.40	20	3.7	21	3.9	62	46/280	72.5
Opponents	502	311	3577	62.0	7.13	28	5.6	11	2.2	73	32/227	93.0

### Interceptions

	Int	Yds	Avg	Lg	TD
McNeil	5	14	2.8	15	0
Blades	2	12	6.0	98	1
Raymond	1	24	24.0	24	1
Stewart	1	14	14.0	14	0
Malone	1	5	5.0	5	0
Jeffries	1	0	0.0	0	0
Lions	11	169	15.4	98	2
Opponents	21	313	14.9	37	3

### Punting

	Pnt	Yds	Avg	Net	TB	In20	Lg	B
Royals	69	3020	43.8	33.9	8	11	60	1
Team	1	0	0	0	0	0	0	0
Hanson	1	24	24.0	24.0	0	1	24	0
Lions	71	3044	42.9	33.3	8	12	60	1
Opponents	71	2927	41.2	35.3	7	23	62	0

### Punt Returns

	PR	FC	Yds	Avg	Lg	TD
Milburn	34	19	284	8.4	33	0
Lions	34	19	284	8.4	33	0
Opponents	42	11	519	12.4	92	1

### Kickoff Returns

	KR	Yds	Avg	Lg	TD
Milburn	64	1627	25.4	65	0
Lynch	1	15	15.0	15	0
Washington	1	14	14.0	14	0
Matthews	1	10	10.0	10	0
Rivers	1	8	8.0	8	0
Metzelaars	1	1	1.0	1	0
Lions	63	1675	24.3	65	0
Opponents	59	1300	22.0	75	0

### Field Goals

	1-19	20-29	30-39	40-49	50+
Hanson	0	4/4	4/5	3/5	1/3
Lions	0/0	4/4	4/5	3/5	1/3
Opponents	0/0	9/9	6/7	5/9	0/0
Hanson: (24G,39G) (53N) (50G) (1) (20G,39B,29G) (46G) (53N) (43G) (21G) (48N,30G,48G,31G) (39G) (41N)—12/17, 70.6%					
Opponents: (43N,25G) (30G,41G) (38N,39G) (46G) (47G) (29G,23G,32G) (38G,43N,32G) (1) (29G,20G,49N) (24G,25G,21G,42N) (42G) (31G) (20G) (49G)—20/25, 80%					

### Defense

	TT	ST	AT	Sk	Yds	PD	FF	FR	STT
McNeil	106	78	28	0	0	5	0	2	0
Malone	86	68	18	0	0	16	0	2	0
Johnson	75	48	27	0	0	5	2	0	6
London	70	54	16	0	0	0	1	1	0
Raymond	68	45	23	3	14	2	2	0	0
Porcher	66	59	7	0	0	9	1	0	0
Brown	66	45	21	10	71	6	3	2	0
Ellis	50	36	14	0	0	2	0	0	0
Thomas	48	28	23	6.5	48.5	2	0	0	0
Waldrup	47	31	16	6	52	1	2	1	0
Jeffries	45	29	16	2.5	16.5	1	0	0	0
Rice	41	32	9	0	0	6	7	0	0
Boyd, S	35	20	15	0	0	2	1	0	5
Wells	30	16	14	0	0	0	0	1	0
Stewart	25	16	9	0	0	2	0	0	6
Borham	20	13	2	2	15	1	0	0	0
Scroggins	16	13	3	2	15	0	0	1	0
Brooks	12	6	6	0	0	0	0	0	0
Washington	6	7	0	0	0	0	1	0	5
Kowalkowski	4	3	1	0	0	0	0	1	12
Woodley	4	2	2	0	0	0	0	0	4
Borgella	3	2	1	0	0	0	1	1	0
Dronett	2	1	1	0	0	0	0	0	0
Beer	2	1	1	0	0	0	0	0	0
Schlesinger									13
Glover									1
Moore									1
Royals									1
Sample									1
Price									1
Lions	974	682	292	32	233	65	14	8	92
Opponents	810	625	185	46	264	102	5	10	—

### NFL Standings

NFC Central	W	L	T	Pct	Pts	Opp	AFC Central	W	L	T	Pct	Pts	Opp
Green Bay	13	3	0	.813	456	210	Pittsburgh	10	6	0	.625	344	257
Minnesota	9	7	0	.563	298	315	Jacksonville	9	7	0	.563	325	335
Chicago	7	9	0	.438	283	305	Cincinnati	8	8	0	.500	372	369
Tampa Bay	6	10	0	.375	221	293	Houston	8	8	0	.500	345	319
Detroit	5	11	0	.313	302	368	Baltimore	4	12	0	.250	371	441
NFC East	W	L	T	Pct	Pts	Opp	AFC East	W	L	T	Pct	Pts	Opp
Dallas	10	6	0	.625	286	250	New England	11	5	0	.688	418	313
Philadelphia	10	6	0	.625	363	341	Buffalo	10	6	0	.625	319	266
Washington	9	7	0	.563	364	312	Kansas City	9	7	0	.563	317	300
Arizona	7	9	0	.438	300	397	Indianapolis	8	8	0	.500	339	325
NY Giants	6	10	0	.375	242	297	NY Jets	1	15	0	.063	239	454
NFC West	W	L	T	Pct	Pts	Opp	AFC West	W	L	T	Pct	Pts	Opp
Carolina	12	4	0	.750	367	218	Denver	13	3	0	.813	391	275
San Francisco	12	4	0	.750	398	257	San Diego	9	7	0	.563	287	300
St. Louis	6	10	0	.375	303	409	Oakland	8	8	0	.500	310	376
Atlanta	3	13	0	.188	309	461	San Diego	7	9	0	.438	340	293
New Orleans	3	13	0	.188	229	339	Seattle	7	9	0	.438	317	376



# LIONS

## YEAR-BY-YEAR RESULTS

Detroitlions.com  
Media.Detroitlions.com

### 1997

Record: 9-7, 3rd NFC Central

8/31	W	28-17	Atlanta	61,244
9/7	L	17-24	Tampa Bay	58,234
9/14	W	32-7	at Chicago	59,147
9/21	L	17-35	at New Orleans	50,016
9/28	W	26-15	Green Bay	78,101
10/5	L	13-22	at Buffalo	78,025
10/12	W	27-9	at Tampa Bay	72,095
10/19	L	20-26	N.Y. Giants	70,069
11/2	L	10-20	at Green Bay	60,126
11/9	W	7-30	at Washington	75,261
11/16	W	38-15	Minnesota	68,910
11/23	W	32-10	Indianapolis	62,803
11/27	W	55-20	Chicago	77,904
12/7	L	30-33	at Miami	72,286
12/14	W	14-13	at Minnesota	60,982
12/21	W	13-10	N.Y. Jets	77,624
NFC Playoffs				
12/28	L	10-20	at Tampa Bay	73,361

Silverdome sellout

#### Usual Starters

Offense	Defense
QB 87 Johnnie Morton	LE 91 Robert Porcher
LT 72 Ray Roberts	NT 95 Mike Wells
LG 77 Mike Compton	UT 94 Luther Elliss
C 53 Kevin Glover	RE 93 Kerwin Waldrop
RG 64 Jeff Hartings	SLB 58 George Jamison (10)
RT 71 Larry Tharpe	SS 55 Antonio London (6)
TE 86 David Sloan	MLB 57 Stephen Boyd
WR 84 Herman Moore	WLB 59 Reggie Brown
CB 19 Scott Mitchell	CB 32 Bryant Westbrook
PB 44 Tommy Vardell	CB 31 Corey Raymond
RB 20 Barry Sanders	FS 27 Mark Carrier
	SS 28 Ron Rice

Pro Bowl Selections: C Kevin Glover, K Jason Hanson, WR Herman Moore, DE Robert Porcher, RB Barry Sanders

#### Team Statistics

Team Statistics	Det	Opp
Total First Downs	304	258
Rushing	120	98
Passing	166	152
Penalty	18	18
3rd Down: Made/Att	78/220	69/206
3rd Down Pct.	35.0	36.0
4th Down: Made/Att	8/18	5/11
4th Down Pct.	44.0	45.0
Possession Avg.	33.4	31.1
Total Net Yards	5798	4947
Avg. Per Game	362.8	309.2
Total Plays	1028	1021
Avg. Per Play	5.6	4.8
Net Yards Rushing	2464	1833
Avg. Per Game	154.0	114.6
Total Rushes	447	472
Avg. Per Play	3.34	3.14
Net Yards Passing	2084	1946
Avg. Per Game	128.4	119.8
Sacked/Yards Lost	41/271	42/287
Gross Yards	3605	3401
Att./Completions	540/304	557/281
Completion Pct.	56.3	55.4
Had Intercepted	17	17
Punts/Average	85/41.6	97/44.3
Net Punting Avg.	35.6	38.4
Penalties/Yards	94/866	112/841
Fumbles/Ball Lost	26/11	24/8
Touchdowns	43	33
Rushing	19	15
Passing	19	15
Returns	5	3

#### Points Scored

Points Scored	Q1	Q2	Q3	Q4	OT	Pts
Lions	35	131	87	126	0	379
Opponents	100	103	33	64	6	306

#### Scoring

Scoring	TD	Ru	Pa	Rt	PAT	FG	S	Pts
Hanson	0	0	0	0	39/40	26/29	0	117
Sanders	14	11	3	0	0/0	0/0	0	84
Moore	8	0	8	0	0/0	0/0	0	50
Morton	6	0	0	0	0/0	0/0	0	36
Vardell	6	6	0	0	0/0	0/0	0	36
Boyd	2	0	0	2	0/0	0/0	0	12
Scroggins	1	0	0	1	0/0	0/0	1	8
Brown	1	0	0	1	0/0	0/0	0	6
Mitchell	1	0	0	0	0/0	0/0	0	6
Chryplewicz	1	0	1	0	0/0	0/0	0	6
Westbrook	1	0	0	0	0/0	0/0	0	6
Schlesinger	1	0	0	0	0/0	0/0	0	6
Lions	43	19	19	5	39/40	26/29	1	379
Opponents	33	15	15	3	29/30	23/32	1	306

2-Pt. Conversions: Moore, TEAM 1-3; Opponents 1-2

#### Rushing

Rushing	Att	Yds	Avg	Lg	TD
Sanders	335	2053	6.1	82t	11
Rivers	29	186	6.4	31	1
Vardell	32	122	3.8	41	6
Mitchell	37	83	2.2	13	1
Morton	3	33	11.0	20	0
Schlesinger	7	11	1.6	4	0
Reich	4	-4	-1.0	-1	0
Lions	447	2464	5.5	82t	19
Opponents	472	1833	3.9	74t	15

#### Receiving

Receiving	Rec	Yds	Avg	Lg	TD
Moore	104	1293	12.4	79	8
Morton	80	1057	13.2	73t	6
Sanders	33	205	6.2	66t	3
Sloan	29	254	9.1	25	0
Metzelaars	17	144	8.5	22	0
Vardell	16	218	13.6	37	0
Boyd, T.	10	142	14.2	32	0

Milburn  
Schlesinger  
Chryplewicz  
McConvey  
Lions  
Opponents

	5	77	15.4	43	0
	3	69	13.8	33	1
	3	27	9.0	12	1
	2	9	4.5	6	0
	304	3605	11.9	79	19
	281	3401	12.1	78t	15

Passing  
Reich  
Blundin  
Lions  
Opponents

	Att	Cmp	Yds	Cmp%	Avg	TD	Int	Int%	Lg	Sk/Y	Rtg
	509	293	3484	57.6	6.84	19	3.7	14	28	79	41/271
	30	11	121	36.7	4.03	0	0.0	2	6.0	27	0/00
	1	0	0	0.0	0.00	0	1	100.0	0	0	0.0
	540	304	3605	56.3	6.68	19	3.5	17	3.1	79	41/271
	507	281	3401	55.4	6.71	15	3.0	17	3.4	78t	42/287

Interceptions  
Carrier  
Brown  
Westbrook  
Abrams  
Rice  
Raymond  
Porcher  
Boyd, S.  
Jeffries  
Bailey  
Malone  
Opponents

	Int	Yds	Avg	Lg	TD
	5	94	18.8	66	0
	2	83	41.5	45t	2
	2	64	32.0	64t	0
	1	29	29.0	29	0
	1	17	17.0	17	0
	1	5	5.0	5	0
	1	4	4.0	4	0
	1	0	0.0	0	0
	1	0	0.0	0	0
	1	0	0.0	0	0
	17	309	18.2	66	3
	17	191	11.2	50t	2

#### Punting

Jett  
Team  
Lions  
Opponents

	Pnt	Yds	Avg	Net	TB	In20	Lg	B
	84	3576	42.6	36.4	4	25	60	2
	2	0	0.0	0.0	0	0	0	0
	86	3576	41.6	35.6	4	25	60	2
	97	4296	44.3	38.4	7	29	67	0

#### Punt Returns

Milburn  
Carrier  
Lions  
Opponents

	PR	FC	Yds	Avg	Lg	TD
	47	26	433	9.2	41	0
	0	1	0	0.0	0	0
	48	26	433	9.0	41	0
	51	19	434	8.5	53t	1

#### Kickoff Returns

Milburn  
Rivers  
Vardell  
Russell  
Opponents

	KR	Yds	Avg	Lg	TD
	55	1315	23.9	69	0
	2	34	17.0	23	0
	1	15	15.0	15	0
	0	0	0.0	0	0
	59	1364	23.1	69	0
	62	1269	20.5	58	0

#### Field Goals

Hanson  
Lions  
Opponents

	1-19	20-29	30-39	40-49	50+
	0	10/10	8/9	5/5	3/5
	0	10/10	8/9	5/5	3/5
	2/2	6/6	7/8	6/11	4/5

#### Hanson: 1 (52N,48G) (23G,33P,29G) (47G) (53G,44G,22G,39G) (28G,30G) (34G,39G) (22G,28G) (34G) (27G) (38G,52G,55G) (40G,29G) (28G) (59N,38N) (44G,25G) -28/29, 89.1%

#### Opponents: 3 (30G,42N) (41G) (50S,48N) (38G,19S,50G) (47G,33G) (25G) (52G,47G) (23G,44G) (22G,40N,50G,46N,45G) (35G) (52G,32G,45N) (19G,33G,21G,42G) (21G,28G,37N) (32G)-25/32, 78.1%

#### Defense

Boyd, S  
Brown  
Carrier  
Porcher  
Wells  
Elliss  
Raymond  
Rice  
Westbrook  
Scroggins  
Jamison  
London  
Colon  
Waldrop  
Abrams  
Malone  
Russell  
Bailey  
Jeffries  
Bonham  
Kowalkowski  
Spindler  
Kirschke

	TT	ST	AT	Sk	Yds	PD	FF	FR	STT
	138	89	49	0	6	1	1	0	0
	102	63	39	0.5	18	8	0	2	0
	75	54	21	0	0	0	0	0	0
	72	40	32	12.5	76	5	2	0	0
	66	30	36	1	7	2	0	0	0
	63	35	28	8.5	47.5	4	2	0	0
	62	45	7	0	0	0	0	0	0
	49	38	11	1	1	2	0	0	2
	45	41	4	0	0	20	0	0	2
	42	30	12	7.5	42	3	1	1	6
	38	23	5	2	15	6	0	0	0
	34	19	15	2	14	0	1	0	1
	33	23	10	0	0	1	0	0	1
	33	19	14	1	1.5	0	0	1	0
	28	23	5	2	15	6	0	0	6
	20	11	9	0	0	1	1	0	0
	19	13	6	0	0	0	1	1	19
	14	13	1	2	25	4	1	0	9
	9	6	3	1	19	0	0	0	0
	9	4	5	1	6	0	0	0	0
	7	4	3	0	0	1	0	0	12
	4	0	4	0	0	0	0	0	0
	1	0	4	0	0	0	0	0	0

#### Special Teams: Rivers 13; Schlesinger 12 Jordan 8, Stocz 6, Boyd, T 5; Sample 5; Hanson 3; Stewart, R; McConvey 3; Porter, D 3; Chryplewicz 2, Hanks 2

#### Lions

Opponents

	850	626	324	43	287	92	79	12	9	118
	895	643	252	40	266	79	15	8	9	101

#### NFL Standings

Green Bay  
Tampa Bay  
DETROIT  
Minnesota  
Chicago

	W	L	T	Pct	Opp	Pts	AFC Central	W	L	T	Pct	Pts	Opp
	13	3	0	.813	422	282	Pittsburgh	11	5	0	.688	372	307
	10	6	0	.625	299	263	Jacksonville	11	5	0	.688	394	318
	9	7	0	.563	379	306	Tennessee	8	8	0	.500	330	338
	9	7	0	.563	354	359	Cincinnati	7	9	0	.438	355	405
	4	12	0	.250	263	421	Baltimore	6	9	1	.406	326	345

#### NFC East

NY Giants  
Washington  
Philadelphia  
Dallas  
Arizona

13; Schlesinger 12 Jordan 8; Stocz 6; Boyd, T 5; Semple 5; Hanson 3; Stewart, R 3; 3; Chryplewicz 2; Hanks 2.													
950	626	324	43	287	92	15	8	118					
895	643	252	40	266	79	12	9	101					
L	T	Pct	Pts	OP	AFC Central	W	L	T	Pct	Pts	OP		



IN 1998: President Bill Clinton becomes the second U. S. President to be impeached by the House of Representatives.





**Detroitlions.com**  
**Media.Detroitlions.com**

## Record: 8-8, 3rd NFC Central

Date	W/L	Score	Opponent	Att
9/12	W	28-20	at Seattle	66,238
9/19	W	21-15	Green Bay	79,202*
9/26	L	21-31	at Kansas City	79,384
10/10	L	10-20	at San Diego	61,481
10/17	W	24-29	at Minnesota	75,516*
10/24	W	25-23	at Carolina	64,322
10/31	W	26-9	Tampa Bay	63,135
11/7	W	31-27	St. Louis	73,224*
11/14	L	17-27	at Arizona	66,600
11/21	L	17-26	at Green Bay	59,869
11/25	W	21-17	at Tampa Bay	77,905*
12/2	W	12-17	Washington	77,655*
12/9	L	16-23	Chicago	65,536
12/19	L	10-28	at Chicago	66,944
12/17	L	12-17	Denver	71,588*
12/30	L	17-24	at Minnesota	64,103
<b>NFC Playoffs</b>				
1/6/00	L	13-27	at Washington	79,411
<i>Weekend sellout</i>				

### Usual Starters

Offense		Defense	
XR	87 Johnnie Morton	LE	91 Robert Porcher
LT	72 Ray Roberts	NT	90 James Jones
SE	62 Tony Sample	UT	94 Luther Ellis
C	77 Mike Compton	RE	93 Jerry Scroggins
RG	64 Jeff Hartings	SLB	55 Allen Aldridge
RT	76 Barrett Brooks	MLB	57 Stephen Boyd
TE	86 Duane Sloan	WLB	50 Chris Claiborne
ZR	82 Germane Cowan	CB	35 Robert Bailey (11)
OLB	10 Charlie Batch	CB	23 Terry Farr (10) Bryant Westbrook (8)
PB	30 Cory Schlesinger	SS	28 Ron Rice
RB	21 Greg Hill	FS	27 Mark Carrier

## Starters

**Pro Bowl Selections:** LB Stephen Boyd, DT Luther Elliss, K Jason Hanson, DE Robert Porcher, TE David Sloan

Team Statistics	Det	Opp
Total First Downs	269	355
Rushing	67	87
Passing	179	185
Penalty	23	33
3rd Down: Made/Att	81/222	84/213
3rd Down Pct.	36.5	39.4
4th Down: Made/Att	61/117	41/13
4th Down Pct.	35.3	30.8
Possession Avg.	29.15	30.45
Total Net Yards	4331	5291
Avg. Per Game	338.2	330.7
Total Plays	977	1017
Avg. Per Play	5.0	5.2
Net Yards Rushing	1245	1531
Avg. Per Game	71.8	95.7
Total Rushes	356	393
Net Yards Passing	3586	3760
Avg. Per Game	230.4	235.0
Sacked/Yards Lost	64/388	50/340
Gross Yards	4074	4100
Att. Completions	558/326	574/359
Completion Pct.	58.4	62.5
Had Intercepted	14	16
Punts/Average	86/42.3	82/42.0
Net Punting Avg.	85/54.8	83/55.8
Penalties/Yards	110/995	105/839
Fumbles/Ball Lost	21/8	32/16
Touchdowns	35	36
Rushing	8	12
Passing	22	21
Returns	5	3

Points Scored	Q1	Q2	Q3	Q4	OT	Pt
Lions	61	132	47	82	-	32
Opponents	28	116	81	98	-	32

Scores	TD	Ru	Pa	Rt	PAT	FG	S	P
Harrison	0	0	0	0	28/29	28/32	0	10
Morton	7	0	7	0	0/0	0/0	0	40
Crown	5	0	5	0	0/0	0/0	0	36
Irvin	4	4	0	0	0/0	0/0	0	24
Sloan	4	0	4	0	0/0	0/0	0	24
Batch	2	2	0	0	0/0	0/0	0	12
Fair	2	0	0	2	0/0	0/0	0	12
Hill	2	0	2	0	0/0	0/0	0	12
Subline 1 TD (1 Pa), 8 Pts; Aldridge 1 TD (2 Ret), 6 Pts; Ellis 1 TD (1 Ret), 6 Pts; Howard 1 TD (1 Ret), 6 Pts; Rasy 1 TD (1 Pa), 6 Pts; Rivers 1 TD (1 Pa), 6 Pts; Schlesinger 1 TD (1 Pa), 6 Pts.								
Lions	35	8	22	5	28/29	28/32	1	38
Sum	35	17	22	5	28/29	28/32	1	38

2-Pt. Conversions: Crowell, Stablein Lions 2-6, Opponents 2-5

Rushing	Att	Yds	Avg	Lg	T
Hill	144	542	3.8	45	2
Rivers	82	295	3.6	37	0
Ivin	36	133	3.7	51	4
Schlesinger	43	124	2.9	16	0
Batch	28	87	3.1	12t	2
Crowell	5	38	7.6	20	0
Frerotte	15	33	2.2	8	0

Olivo 1-1; Jett 2-(-8), 0 Lg					
Lions	356	1245	3.5	51	8
Opponents	393	1531	3.9	58t	12
Receiving	Rec	Yds	Avg	Lg	T
Crowell	81	1338	16.5	77t	7
Morton	80	1129	14.1	48	5
Sloan	47	591	12.6	74t	4
Irvin	25	233	9.3	31	0
Rivers	22	173	7.9	31t	1

Schlesinger	21	151	7.2	25	1
Moore	16	197	12.3	26	2
Hill	13	77	5.9	15	0
Stablein	11	119	10.8	42	1
Olivo 4-24, 12 Lg; Rasby 3-19, 13 Lg, 1 TD; Chryplewicz 2-18, 13 Lg; Uwaezokwe 1-5, 5 Lg					
Lions	326	4074	12.5	77†	22
Ononents	359	4100	11.4	75†	21

Passing	Att	Cmp	Yds	Cmp%	Avg	TD	Int	Int%	Lg	Sk/Y	Rtg	
Frerotte	288	175	2117	60.8	7.35	9	3.1	7	2.4	77t	28/202	83.6
Batch	270	151	1957	55.9	7.25	13	4.8	7	2.6	74t	36/186	84.1
Lions	558	326	4074	58.4	7.30	22	3.9	14	2.5	77t	64/388	83.9
Opponents	574	359	4100	62.5	7.14	21	3.7	16	2.8	75t	50/340	84.5

Interceptions	Int	Yds	Avg	Lg	TD
Rice	5	82	16.4	33	0
Fair	3	49	16.3	41t	1
Carrier	3	16	5.3	16	0
Barry	2	39	19.5	31	0
Kowalkowski 1-29; Boyd 1-18; Kriewaldt 1-2					
Lions	16	235	14.7	41t	1
Opponents	16	174	12.6	40t	1

Punting	Pnt	Yds	Avg	Net	TB	In	Lg	B
Jett	86	3637	42.3	34.8	12	27	62	0
Lions	86	3637	42.3	34.8	12	27	62	0
Opponents	82	3462	42.0	35.8	6	20	57	0

Punt Returns	PR	FC	Yds	Avg	Lg	TD
Howard	6	3	115	19.2	68t	1
Uwaezuoke	18	9	150	8.3	20	0
Fair	11	4	97	8.8	36	0
Irvine 2-15, 15 Lg; Stablein 1-9						
Lions	38	16	386	10.2	68t	1
Ononogens	42	21	402	9.6	74.	0

Kickoff Returns	KR	Yds	Avg	Lg	TD
Fair	34	752	22.1	91	0
Howard	15	298	19.9	35	0
Olivo	11	198	18.0	25	0
Taltou 6-121, 38 Lg.; Irvin 3-21, 21 Lg.; Schlesinger 2-33, 20 Lg.; Morton 1-22, 22 Lg.					
Lions	72	1445	20.1	91	0
Ooponents	60	1242	20.7	95k	1

	1-19	20-29	30-39	40-49	50+
Field Goals					
Hanson	0/0	8/8	4/4	10/12	4/8
Lions	0/0	8/8	4/4	10/12	4/8
Generals	0/0	3/3	9/11	6/7	1/1

**Opponents:** (51G,49G)(48G)(23G)(21G,49G,29G,30G,4N,47G,48G)(29G)(47G,50G)(29G,43G,44G)(57N)(46G)  
(53N)(50G,45G,46N,37G,52G)(37G,25G,27G)(24G,50N)(39G,58N) — **26/32, 81.3%**

**Opponents:** (32N)(45G,24G)(51G)(33G,42G,47N)(26G)(21G,30G,23G)(36B,49G)(34G)(35G,53N,35G,49G,54N)  
(23G,33G,45G,31G,27G)(42G)(30N)(32G,44G,52N) — **22/29, 75.9%**

Defense	TT	ST	AT	Sk	Yds	PD	FF	FR	STT
Baylor	128	84	44	0	0	5	1	0	0
Rice	101	77	24	1	17	9	1	1	7
Ularner	67	62	15	0	0	8	1	0	0
Clanberry	166	50	16	1.5	14.5	5	1	3	0
Albaley	64	40	24	3	21	5	2	0	3
Bridges	58	50	8	2	9	23	2	0	0
Fair	52	46	6	0	0	10	0	0	0
Porcher	48	32	16	15	106.5	5	3	0	0
Jones, J.	48	31	17	7	42.5	2	4	1	0
Elliss	47	31	16	3.5	25	2	2	0	0
Scroggins	37	26	8	8.5	4.5	2	2	2	0
Westbrook	35	32	3	0	0	5	1	1	1
Brown, J.B.	30	27	3	0	0	6	0	0	0
Kowalkowski	22	9	13	1	10	13	0	0	6
Pritchett	20	16	4	1	10	0	0	0	0
Kirschke	20	12	8	2	12.5	0	0	0	0
Campbell	19	15	4	0	0	1	0	0	0
Quiero	8	7	1	0	0	0	0	0	0

Brown, C 8 TT, 6 ST, 10 STT; Jordan 7 TT, 3 ST, 5 STT; Pringley 6 TT, 6 ST, 1.5-7 Sk; Collins 6 TT, 3 ST, 1 PD, 1 FR, 5 STT; Harper 5 TT, 5 ST, 1 STT; Kriewaldt 2 TT, 2 ST, 1 PD, 10 STT; Stewart 1 TT, 1 ST, 2 STT; Special Teams: Uwaezuoke 13; Talton 8; Olivo 7; Schlesinger 6; Irvin 3; Hanson 2; Stablein 2; Reece 2; Jensen 1; O'Neill 1; Abrams 1.

Team				1	9				
Lions	917	674	243	50	340	88	21	15	112
Opponents	856	617	239	64	400	85	6	15	—

NFL Standings							NFC Central						
	W	L	T	Pct	Pts	OP		W	L	T	Pct	Pts	OP
Tampa Bay	11	5	0	.688	270	235	Jacksonville	14	2	0	.875	396	21
Minnesota	10	6	0	.625	339	335	Tennessee	13	3	0	.813	392	31
DETROIT	8	8	0	.500	322	323	Baltimore	8	8	0	.500	324	27
Green Bay	8	8	0	.500	357	341	Pittsburgh	6	10	0	.375	317	32
Chicago	6	10	0	.375	277	341	Cincinnati	4	12	0	.250	293	46

NFC East		AFC East		NFC West		AFC West	
Washington	10	6	6	6	25	17	21
Dallas	8	8	0	50	352	276	
Philadelphia	6	9	0	438	199	199	
Arizona	9	10	0	375	245	238	
San Francisco	5	11	0	313	272	257	
NFL West							
Seattle	13	3	0	813	526	242	
Carolina	8	8	0	500	421	381	
Atlanta	5	11	0	313	289	380	
New Orleans	4	12	0	250	299	435	
San Francisco	3	13	0	198	260	434	
Cleveland	2	14	0				
AFC East							
Indianapolis	13	3	0	812	423	433	
Pittsburgh	9	7	0	888	110	231	
Miami	9	7	0	563	326	323	
New York Jets	8	8	0	508	308	308	
New York Giants	8	8	0	500	299	288	
Seattle	9	7	0	563	398	329	
Kansas City	9	7	0	539	360	342	
San Diego	8	8	0	500	269	311	
Denver	6	10	0	374	314	314	

Was defeated DET, 27-13, and Min defeated Dal, 27-10, in NFC wild card. TB defeated Was, 14-13, and STL defeated Min, 49-37, in NFC Divisional playoffs. STL defeated TB, 11-6, for NFC title. Ten defeated Bu, 22-16, and Mia defeated Sea, 20-17, in AFC wild card. Jax defeated Mia, 62-7, and Ten defeated Ind, 19-16, in AFC Divisional playoffs. Ten defeated Jax, 33-14, for AFC title. STL defeated Ten, 23-16, in SB XXXIV.

IN 1999: U.S. Women's Soccer team captures the nation's eye as it played in front of sold-out crowds and on national television for the first time en route to winning the World Cup hosted by the United States.



# YEAR-BY-YEAR RESULTS

Detroitlions.com  
Media.Detroitlions.com

## 2000

Record: 9-7, 4th NFC Central

Date	W/L	Score	Opponent	Att
09/03	W	14-10	at New Orleans	64,900
09/10	W	15-10	Washington	74,150
09/17	L	10-31	Tampa Bay	76,928*
09/24	W	21-14	at Chicago	66,944
10/01	L	24-31	Minnesota	76,438*
10/08	W	31-24	Green Bay	77,549
10/19	W	28-14	at Tampa Bay	65,557
10/29	L	18-30	at Indianapolis	56,971
11/05	L	8-23	Miami	77,813*
11/12	W	13-10	Atlanta	74,308
11/19	W	31-21	at NY Giants	77,897*
11/23	W	34-9	New England	77,923*
11/30	L	17-24	at Minnesota	64,214
12/10	L	13-26	at Green Bay	59,864
12/17	W	10-7	at NY Jets	45,753
12/24	L	20-23	Chicago	71,957

\*Silverdome sellout

### Usual Starters

#### Offense

JR	87	Johnnie Morton
LT	72	Ray Roberts (8), 73 Stockar McDougle
LG	62	Tony Sample
C	77	Mike Compton
RG	64	Jeff Hartings
RT	76	Aaron Glosien
TE	86	David Sloan
WR	84	Herman Moore
QB	10	Charlie Batch
FA	30	Cory Schlesinger
RB	34	James Stewart

Pro Bowl Selections: LB Stephen Boyd, DT Luther Elliss, KR Desmond Howard

#### Defense

LE	91	Robert Porcher
NT	90	James Jones
UT	94	Luther Elliss
RE	93	Tracy Scroggins
SLB	55	Allen Aldridge
MLB	57	Stephen Boyd
ILB	50	Chris Claiborne
CB	32	Bryant Westbrook
DB	23	Terry Fair
SS	28	Ron Rice
FS	45	Kurt Schulz

### Team Statistics

#### Total First Downs

264

Rushing

101

Passing

143

Penalty

20

3rd Down: Made/Att

72/224

3rd Down Pct.

32.1

4th Down: Made/Att

4/21

Possession Avg.

30:10

Total Net Yards

4022

Avg. Per Game

276.4

Total Plays

1034

Avg. Per Play

4.4

Net Yards Rushing

1747

Avg. Per Game

108.2

Total Rushes

448

Net Yards Passing

2675

Avg. Per Game

167.2

Sacked/Yards Lost

53/317

Gross Yards

2992

Att./Completions

503/277

Completion Pct.

55.1

Had Intercepted

19

Punts/Average

95/42.6

Net Punting Avg.

34.8

Penalties/Yards

106/805

Fumbles/Ball Lost

21/12

Touchdowns

33

Rushing

15

Passing

14

Returns

4

### Points Scored

Lions

50

Opponents

81

Q1

02

Q2

78

Q3

52

Q4

127

OT

-

Pts

307

### Scoring

Hanson

0

J. Stewart

11

Morton

0

Crowell

3

Moore

3

Bates

2

Sloan

2

Campbell

1

Foster

1

Hartings

1

Howard

1

Rasby

1

Westbrook

1

Lions

33

Opponents

32

14

16

2

2-PT. Conversions: J. Stewart 3, Morton, Team 4-2, Opponents 1-1

3-PT. Conversions: J. Stewart 3, Morton, Team 4-2, Opponents 1-1

4-PT. Conversions: J. Stewart 3, Morton, Team 4-2, Opponents 1-1

5-PT. Conversions: J. Stewart 3, Morton, Team 4-2, Opponents 1-1

6-PT. Conversions: J. Stewart 3, Morton, Team 4-2, Opponents 1-1

7-PT. Conversions: J. Stewart 3, Morton, Team 4-2, Opponents 1-1

8-PT. Conversions: J. Stewart 3, Morton, Team 4-2, Opponents 1-1

9-PT. Conversions: J. Stewart 3, Morton, Team 4-2, Opponents 1-1

10-PT. Conversions: J. Stewart 3, Morton, Team 4-2, Opponents 1-1

11-PT. Conversions: J. Stewart 3, Morton, Team 4-2, Opponents 1-1

12-PT. Conversions: J. Stewart 3, Morton, Team 4-2, Opponents 1-1

13-PT. Conversions: J. Stewart 3, Morton, Team 4-2, Opponents 1-1

14-PT. Conversions: J. Stewart 3, Morton, Team 4-2, Opponents 1-1

15-PT. Conversions: J. Stewart 3, Morton, Team 4-2, Opponents 1-1

16-PT. Conversions: J. Stewart 3, Morton, Team 4-2, Opponents 1-1

17-PT. Conversions: J. Stewart 3, Morton, Team 4-2, Opponents 1-1

18-PT. Conversions: J. Stewart 3, Morton, Team 4-2, Opponents 1-1

19-PT. Conversions: J. Stewart 3, Morton, Team 4-2, Opponents 1-1

20-PT. Conversions: J. Stewart 3, Morton, Team 4-2, Opponents 1-1

21-PT. Conversions: J. Stewart 3, Morton, Team 4-2, Opponents 1-1

22-PT. Conversions: J. Stewart 3, Morton, Team 4-2, Opponents 1-1

23-PT. Conversions: J. Stewart 3, Morton, Team 4-2, Opponents 1-1

24-PT. Conversions: J. Stewart 3, Morton, Team 4-2, Opponents 1-1

25-PT. Conversions: J. Stewart 3, Morton, Team 4-2, Opponents 1-1

26-PT. Conversions: J. Stewart 3, Morton, Team 4-2, Opponents 1-1

27-PT. Conversions: J. Stewart 3, Morton, Team 4-2, Opponents 1-1

28-PT. Conversions: J. Stewart 3, Morton, Team 4-2, Opponents 1-1

29-PT. Conversions: J. Stewart 3, Morton, Team 4-2, Opponents 1-1

30-PT. Conversions: J. Stewart 3, Morton, Team 4-2, Opponents 1-1

31-PT. Conversions: J. Stewart 3, Morton, Team 4-2, Opponents 1-1

32-PT. Conversions: J. Stewart 3, Morton, Team 4-2, Opponents 1-1

33-PT. Conversions: J. Stewart 3, Morton, Team 4-2, Opponents 1-1

34-PT. Conversions: J. Stewart 3, Morton, Team 4-2, Opponents 1-1

35-PT. Conversions: J. Stewart 3, Morton, Team 4-2, Opponents 1-1

36-PT. Conversions: J. Stewart 3, Morton, Team 4-2, Opponents 1-1

37-PT. Conversions: J. Stewart 3, Morton, Team 4-2, Opponents 1-1

38-PT. Conversions: J. Stewart 3, Morton, Team 4-2, Opponents 1-1

39-PT. Conversions: J. Stewart 3, Morton, Team 4-2, Opponents 1-1

40-PT. Conversions: J. Stewart 3, Morton, Team 4-2, Opponents 1-1

41-PT. Conversions: J. Stewart 3, Morton, Team 4-2, Opponents 1-1

42-PT. Conversions: J. Stewart 3, Morton, Team 4-2, Opponents 1-1

43-PT. Conversions: J. Stewart 3, Morton, Team 4-2, Opponents 1-1

44-PT. Conversions: J. Stewart 3, Morton, Team 4-2, Opponents 1-1

45-PT. Conversions: J. Stewart 3, Morton, Team 4-2, Opponents 1-1

46-PT. Conversions: J. Stewart 3, Morton, Team 4-2, Opponents 1-1

47-PT. Conversions: J. Stewart 3, Morton, Team 4-2, Opponents 1-1

48-PT. Conversions: J. Stewart 3, Morton, Team 4-2, Opponents 1-1

49-PT. Conversions: J. Stewart 3, Morton, Team 4-2, Opponents 1-1

50-PT. Conversions: J. Stewart 3, Morton, Team 4-2, Opponents 1-1

51-PT. Conversions: J. Stewart 3, Morton, Team 4-2, Opponents 1-1

52-PT. Conversions: J. Stewart 3, Morton, Team 4-2, Opponents 1-1

53-PT. Conversions: J. Stewart 3, Morton, Team 4-2, Opponents 1-1

54-PT. Conversions: J. Stewart 3, Morton, Team 4-2, Opponents 1-1

55-PT. Conversions: J. Stewart 3, Morton, Team 4-2, Opponents 1-1

56-PT. Conversions: J. Stewart 3, Morton, Team 4-2, Opponents 1-1

57-PT. Conversions: J. Stewart 3, Morton, Team 4-2, Opponents 1-1

58-PT. Conversions: J. Stewart 3, Morton, Team 4-2, Opponents 1-1

59-PT. Conversions: J. Stewart 3, Morton, Team 4-2, Opponents 1-1

60-PT. Conversions: J. Stewart 3, Morton, Team 4-2, Opponents 1-1

61-PT. Conversions: J. Stewart 3, Morton, Team 4-2, Opponents 1-1

62-PT. Conversions: J. Stewart 3, Morton, Team 4-2, Opponents 1-1

63-PT. Conversions: J. Stewart 3, Morton, Team 4-2, Opponents 1-1

64-PT. Conversions: J. Stewart 3, Morton, Team 4-2, Opponents 1-1

65-PT. Conversions: J. Stewart 3, Morton, Team 4-2, Opponents 1-1

66-PT. Conversions: J. Stewart 3, Morton, Team 4-2, Opponents 1-1

67-PT. Conversions: J. Stewart 3, Morton, Team 4-2, Opponents 1-1

68-PT. Conversions: J. Stewart 3, Morton, Team 4-2, Opponents 1-1

69-PT. Conversions: J. Stewart 3, Morton, Team 4-2, Opponents 1-1

70-PT. Conversions: J. Stewart 3, Morton, Team 4-2, Opponents 1-1

71-PT. Conversions: J. Stewart 3, Morton, Team 4-2, Opponents 1-1

72-PT. Conversions: J. Stewart 3, Morton, Team 4-2, Opponents 1-1

73-PT. Conversions: J. Stewart 3, Morton, Team 4-2, Opponents 1-1

74-PT. Conversions: J. Stewart 3, Morton, Team 4-2, Opponents 1-1

75-PT. Conversions: J. Stewart 3, Morton, Team 4-2, Opponents 1-1

76-PT. Conversions: J. Stewart 3, Morton, Team 4-2, Opponents 1-1

77-PT. Conversions: J. Stewart 3, Morton, Team 4-2, Opponents 1-1

78-PT. Conversions: J. Stewart 3, Morton, Team 4-2, Opponents 1-1

79-PT. Conversions: J. Stewart 3, Morton, Team 4-2, Opponents 1-1

80-PT. Conversions: J. Stewart 3, Morton, Team 4-2, Opponents 1-1

81-PT. Conversions: J. Stewart 3, Morton, Team 4-2, Opponents 1-1

82-PT. Conversions: J. Stewart 3, Morton, Team 4-2, Opponents 1-1

83-PT. Conversions: J. Stewart 3, Morton, Team 4-2, Opponents 1-1

84-PT. Conversions: J. Stewart 3, Morton, Team 4-2, Opponents 1-1

85-PT. Conversions: J. Stewart 3, Morton, Team 4-2, Opponents 1-1

86-PT. Conversions: J. Stewart 3, Morton, Team 4-2, Opponents 1-1

87-PT. Conversions: J. Stewart 3, Morton, Team 4-2, Opponents 1-1

88-PT. Conversions: J. Stewart 3, Morton, Team 4-2, Opponents 1-1

89-PT. Conversions: J. Stewart 3, Morton, Team 4-2, Opponents 1-1

90-PT. Conversions: J. Stewart 3, Morton, Team 4-2, Opponents 1-1

91-PT. Conversions: J. Stewart 3, Morton, Team 4-2, Opponents 1-1

92-PT. Conversions: J. Stewart 3, Morton, Team 4-2, Opponents 1-1

93-PT. Conversions: J. Stewart 3, Morton, Team 4-2, Opponents 1-1

94-PT. Conversions: J. Stewart 3, Morton, Team 4-2, Opponents 1-1

95-PT. Conversions: J. Stewart 3, Morton, Team 4-





# YEAR-BY-YEAR RESULTS

Detroitlions.com  
Media.Detroitlions.com

## 2002

Record: 3-13, 4th NFC North

Date	W/L	Score	Opponent	Att
9/8	L	21-49	at Miami	72,216
9/15	L	7-31	at Carolina	71,351
9/22	L	31-37	Green Bay	61,595
9/29	W	26-21	New Orleans	60,023
10/3	L	24-31	at Minnesota	64,013
10/20	W	23-20at	Chicago	60,421
10/27	L	17-24	at Dallas	73,710
11/3	W	9-7	Buffalo	61,788
11/10	L	14-40	at Green Bay	63,313
11/17	L	14-31	NY Jets	61,720
11/24	L	17-20at	at Chicago	62,375
11/28	L	12-20	New England	61,929
12/8	L	20-23ot	at Arizona	28,640
12/15	L	20-23	Tampa Bay	61,942
12/22	L	15-36	at Atlanta	69,307
12/29	L	36-38	Minnesota	60,233

\*Ford Field sellout

### Usual Starters

Offense	Defense
WR 84 Bill Schroeder	LE 91 Robert Porcher
LT 76 Jeff Backus	NT 92 Shaun Rogers
RG 61 Ray Brown	RE 96 James Hall
TE 73 Stoddard McLaughle	LOLB 54 Barrett Green
TE 86 Michael Ricks	ROLB 55 Dante Curry
WR 81 Az-Zahir Hakim	CB 24 Todd Lyght
TE 30 Jovani James	CB 25 Chris Cash
RB 34 James Stewart	FS 26 Corey Harris
	FS 45 Brian Walker (8), 26 Eric Davis (6)

### Team Statistics

Total First Downs	Det	Opp
Rushing	242	360
Passing	69	111
Penalty	150	221
3rd Down Made/Att	23/28	28/33
3rd Down Pct.	82.1	84.8
4th Down Made/Att	2/16	2/11
4th Down Pct.	12.5	18.2
Possession Avg.	25:44	24:16
Total Net Yards	4,471	6,117
Avg. Per Game	279.4	382.3
Total Plays	955	1,119
Avg. Per Play	4.7	5.5
Net Yards Rushing	1,477	1,967
Avg. Per Game	92.3	122.9
Total Rushes	358	440
Net Yards Passing	2,994	4,150
Avg. Per Game	187.1	259.4
Sacked/Yards Lost	20/174	33/254
Gross Yards	3,168	4,046
Att./Comp. Completions	577/277	591/371
Completion Pct.	48.0	62.8
Had Intercepted	25	10
Punts/Average	91/42.2	80/42.4
Net Punting Avg.	91/38.0	80/35.6
Penalties/Yards	104/916	114/981
Fumbles/Ball Lost	14/6	25/14
Touchdowns	9	52
Rushing	19	27
Passing	6	6
Returns		

Points Scored	Q1	Q2	Q3	Q4	OT	Pts
Lions	72	88	66	77	3	306
Opponents	71	160	111	103	6	451

Scoring	TD	Ru	Pa	Rt	PAT	FG	S	Pts
Hanson	0	0	0	0	31/31	23/28	0	100
Stewart	6	4	2	0	0/0	0/0	0	36
Schroeder	5	0	3	0	0/0	0/0	0	32
Hakim	4	0	3	1	0/0	0/0	0	24
McMahon	3	3	0	0	0/0	0/0	0	18
Ricks	3	0	3	0	0/0	0/0	0	18
Cash	2	0	2	0	0/0	0/0	0	12
Schlesinger	2	0	0	0	0/0	0/0	0	12
Warren	2	0	0	0	0/0	0/0	0	12

Anderson 1 TD (1 Pa), 6 Pts; Claiborne 1 TD (1 Ret), 6 Pts; Crowell 1 TD (1 Pa), 6 Pts; Drummond 1 TD (1 Ret), 6 Pts; Hall 1 TD (1 Ret), 6 Pts; Lyght 1 TD (1 Ret), 6 Pts; Porcher 1 TD (1 Ret), 6 Pts  
Lions 34  
Opponents 52 19 27 6 48/49 29/33 0 451

2-Pt. Conversions: Schroeder, TEAM 1-3; Opp 2-3

Rushing	Att	Yds	Avg	Lg	TD
Stewart	231	1021	4.4	56	4
Schlesinger	49	139	2.8	17	2
Cash	26	107	4.1	40	0
Dallas	14	96	6.9	22	3
McMahon	12	57	4.8	18	0
Drummond	4	38	9.5	23	0
Warren	6	8	1.3	8	0
Hakim	7	4	0.6	6	0
Huntley	3	4	1.3	3	0
Hakim	4	0	0.0	10	0
Trip	1	0	0.0	0	0
Lions	358	1477	4.1	56	9
Opponents	495	1967	4.0	43	19

Receiving	Recs	Yds	Avg	Lg	TD
Stewart	46	333	7.2	52t	2
Hakim	37	341	9.2	64t	3
Schroeder	36	295	8.2	46	5
Schlesinger	29	263	9.1	43	0
Ricks	37	339	9.2	49	3
Anderson	25	322	12.9	34	1

Crowell	22	201	9.1	22	1
Cason	19	288	15.2	37	2
Foster	14	152	10.9	22	0
J. Green (lg)	5	94	18.8	44	0
Owens	5	49	9.8	13	0
Warren 4-56, 39 Lg, 2 TD, Trejo 2-13, Drummond 2-3; Murphy 1-8, McMahon 1-7; Cooper 1-4; Lions	277	2189	11.4	54t	19
Opponents	371	4404	11.9	60	27

Passing	Att	Cmp	Yds	Comp%	Avg	TD	Int%	Lg	Sk/Y	Rtg
Harrison	429	215	2294	50.1	5.3	12	2.8	16	37	64t
McMahon	147	62	874	42.2	5.9	7	4.8	9	6.1	49
Stewart	1	0	0.0	0.0	0.0	0	0.0	0	0.0	39.6
Lions	577	277	3168	48.0	5.48	19	3.3	25	4.3	64t
Opponents	551	371	4404	67.8	7.95	27	4.6	10	1.7	60

Interceptions	Claborne	Lyght	Int	Yds	Av	Lg	TD
Claborne	3	63	21.8	43	3		
Lyght	2	31	15.5	31	1		
Harris 1-49, Davis 1-14, Cash 1-11; Gooch 1-3; Goodman 1-2							
Lions	10	173	17.3	49	1		
Opponents	25	316	12.6	78t	5		

Punting	Pnt	Yds	Avg	Net	TB	Int	Lg	B
Jett	91	3838	42.2	38.0	7	29	57	0
Lions	91	3838	42.2	38.0	7	29	57	0
Opponents	80	3392	42.4	35.6	9	23	64	1

Punt Returns	PR	Yds	Avg	Lg	TD
Drummond	18	8	138	7.7	25t
Hakim	10	4	148	14.8	72t
Howard	9	5	48	5.3	14t
Foster 4-29, Lg, Cash 1-0					
Lions	42	17	363	8.6	23
Opponents	53	14	239	4.5	26

Kickoff Returns	KR	Yds	Avg	Lg	TD
Drummond	40	1039	26.0	91	0
Howard	26	587	22.6	70	0
Foster 2-48, 2 Lg, Beverly 1-9, Cooper 1-55; Schlesinger 1-15					
Lions	83	2039	24.6	91	0
Opponents	68	1560	22.9	67	0

Field Goals	1-19	20-29	30-39	40-49	50+
Hanson	0/0	8/8	8/9	7/8	0/3
Lions	0/0	8/8	8/9	8/10	0/3
Opponents	1/1	10/10	9/10	11/11	1/1
Hanson(33G)(23G)(34G)(23G)(38G)(49G)(55N)(30G)(24G)(48G)(35G)(42G)(46G)(43G)(35N)(122G)(23G)(45G)(39G)(46G)(33N)(26G)(20G)(37G)(25G)(57N)(44N)(37G) = 23/28, 82.1%					
Opponents:(146B)(40N)(23G)(46G)(34G)(47G)(42G)(53G)(42G)(33G)(30G)(40G)(36G)(33G)(22G)(35N)(22G)(40G)(31G)(26G)(29G)(41G)(24G)(20G)(28G)(36G)(23G)(36G)(20G)(39G)(43B)(18G) = 29/33, 87.9%					

Defense	TD	ST	AT	Sk	Yds	PD	FF	FR	STT
Claborne	11	72	29	4.5	42	7	0	1	
Lyght	97	82	15	0	0	18	0	0	2
Cash	91	79	12	0	0	11	1	2	10
Harris, C	79	58	21	2.5	22.5	5	1	0	0
Green	73	50	23	1	1	5	3	0	1
Curry	55	39	16	3	26	0	4	1	13
Hall	49	34	15	2	9	3	0	2	0
Rogers	48	26	22	2.5	21	2	2	2	8
Porcher	45	30	15	5.5	54.5	8	2	3	0
Walker, Brian	44	32	12	1	10	5	2	0	1
Goodman	42	34	8	0	0	13	0	1	4
Pritchett	42	34	8	0	0	14	0	1	1
Davis	37	31	6	0	0	4	0	0	0
Walker, Bracy	36	24	12	1	5	2	2	0	17
Gooch	33	24	9	0	0	3	0	0	16
Edwards	31	23	6	6.5	35	4	2	1	5
Ellis	26	19	7	2.5	24	0	1	0	0
Kirschke	19	14	5	0	0	0	0	0	0
Williams	11	8	3	0	0	0	0	0	0
Kriewaldt	11	5	6	0	0	0	0	0	6
DeWies	10	5	9	0	0	4	1	0	0

Campbell 9 TD, 5 ST, 3 STG; Wyck 8 TD, 8 ST, 12 ST; Lake 2 TD, 1 ST; Jordan 1 TD, 1 ST  
Special Teams: Trejo 8, Foster 7; Drummond 6, Schlesinger 5; Banta 4; Thornhill 2; Cooper 2; Brown 1  
Hanson 1; Owens 1; Stewart 1; Cason 1.

Lions	1000	733	267	33	254	96	18	14	132
Opponents	729	559	170	20	174	128	5	8	133

NFL Standings	W	L	T	Pct	Opp	OP	AFC East	W	L	T	Pct	Opp
Green Bay	12	4	0	.750	398	328	NY Jets	9	7	0	.562	359
Minnesota	6	10	0	.375	390	442	New England	9	7	0	.562	381
Chicago	4	12	0	.250	281	379	Miami	9	7	0	.562	378
DETROIT	3	13	0	.188	306	451	Buffalo	8	8	0	.500	379

NFC East	W	L	T	Pct	Opp	OP	AFC West	W	L	T	Pct	Opp
Philadelphia	12	4	0	.750	415	241	Pittsburgh	10	5	1	.656	390
NY Giants	10	6	0	.625	320	279	Cleveland	9	7	0	.562	344
Washington	7	9	0	.438	307	365	Baltimore	7	9	0	.438	316
Dallas	5	11	0	.312	217	329	Cincinnati	2	14	0	.125	279

NFC South	W	L	T	Pct	Opp	OP	AFC South	W	L	T	Pct	Opp
Tampa Bay	12	4	0	.750	346	196	Tennessee	11	5	0	.688	367
Atlanta	9	6	1	.594	402	314	Indianapolis	10	6	0	.625	349
New Orleans	9	7	0	.562	432	388	Kansas City	6	10	0	.375	328
Carolina	7	9	0	.438	358	302	Austin	4	12	0	.250	213

NFC West	W	L	T	Pct	Opp	OP	AFC West	W	L	T	Pct	Opp
San Francisco	10	6	0	.625	367	351	Oakland	11	5	0	.688	450
Seattle	7	9	0	.438	316	369	Denver	9	7	0	.562	392
St. Louis	7	9	0	.438	355	369	San Diego	8	8	0	.500	333
Arizona	5	11	0	.312	262	417	Kansas City	8	8	0	.500	467

Atl. defeated NYG, 27-7, and SF defeated NYG, 39-38, in NFC wild card. TB defeated SF 31-6, and Phi. defeated Atl., 20-6, in NFC divisional playoffs. TB defeated Phi., 27-10, for NFC title. NYJ defeated Ind., 41-0, and Pit. defeated Cle., 36-33, in AFC wild card. Ten defeated Pit 34-31, and Oak defeated NYJ, 30-10, in AFC divisional playoffs. Oak defeated Ten, 41-24, for AFC title. TB defeated Oak, 48-21, in SB XXXVII.

IN 2002: Two snipers terrorize The Beltway area (Maryland, Virginia and Washington, D.C.) over a three-week period. Ten people were killed and three more wounded, as the shooters attacked victims in suburban gas stations and malls.



# YEAR-BY-YEAR RESULTS

Detroitlions.com  
Media.Detroitlions.com

## 2003

Record: 5-11, 4th NFC North

9/7	W	42-24	Arizona	60,691*
9/14	L	6-31	at Green Bay	70,244
9/21	L	13-23	Minnesota	60,865*
9/28	L	16-20	at Denver	75,719
10/5	L	17-31	at San Francisco	67,365
10/19	L	7-38	Dallas	61,160*
10/26	L	16-24	at Chicago	61,428
11/2	W	23-13	Oakland	61,561*
11/9	W	12-10	Chicago	61,4828
11/16	L	14-35	at Seattle	65,865
11/23	L	14-24	at Minnesota	63,946
11/27	W	22-14	Green Bay	62,123*
12/7	L	7-14	San Diego	61,544*
12/14	L	17-45	at Kansas City	77,322
12/21	L	16-20	at Carolina	72,835
12/28	W	30-20	St. Louis	61,006*

\* Ford Field sellout

### Usual Starters

Offense	Defense
WR 84 Bill Schroeder	LE 91 Robert Porcher
LT 76 Jeff Backus	DE 72 Dan Wilkinson
LG 75 Eric Beverly	RT 92 Shaun Rogers
C 51 Dominic Raiola	RE 96 James Hall
RG 61 Ray Brown	WLB 54 Barrett Holmes
RT 73 Stockar McDougale	MLB 30 Earl Holmes
TE 82 Casey Fitzsimmons	SLB 97 Boss Bailey
WR 81 Az-Zahir Hakim	LCB 23 Otis Smith
QB 3 Joey Harrington	RCB 32 Dre Bly
PB 30 Cory Schlesinger	FS 45 Brian Walker
HB 24 Sham Byson	SS 25 Corey Harris

Pow Bowl: Dre Bly

### Team Stats

Total First Downs	250	298
Rushing	69	105
Passing	152	166
Penalty	23	27
3rd Down: Made/Att	89/228	87/214
3rd Down Pct.	35.1	40.7
4th Down: Made/Att	8/20	8/13
4th Down Pct.	40.0	61.5
Possession Avg.	28:21	31:39
Total Net Yards	4,262	5,360
Avg. Per Game	266.4	335.0
Total Plays	975	957
Avg. Per Play	4.4	5.6
Net Yards Rushing	1,338	1,782
Avg. Per Game	83.6	111.4
Total Rushes	376	447
Net Yards Passing	2,924	3,578
Avg. Per Game	182.8	223.6
Sacked/Yards Lost	11/64	28/182
Gross Yards	2,988	3,760
Att./Completions	588/319	522/331
Completion Pct.	54.3	63.4
Had Intercepted	24	15
Punts/Average	96/39.5	84/42.5
Net Punting Avg.	96/39.5	84/42.5
Penalties/Yards	107/859	119/953
Fumbles/Ball Lost	18/4	32/13
Touchdowns	29	47
Rushing	5	14
Passing	17	26
Returns	7	7

### Points Scored

	Q1	Q2	Q3	Q4	OT	Pts
Lions	64	56	66	84	0	270
Opponents	94	156	96	33	0	379

### Scoring

	TD	Ru	Pa	Rt	PAT	FG	S	Pts
Harrison	0	0	0	0	26/27	22/23	0	92
Hakim	4	0	4	0	0/0	0/0	0	26
Bryson	3	3	0	0	0/0	0/0	0	18
C. Rogers	3	0	0	0	0/0	0/0	0	18
Anderson	2	0	2	0	0/0	0/0	0	14
Bly	2	0	0	2	0/0	0/0	0	12
FitzSimmons	2	0	2	0	0/0	0/0	0	12
Gary	2	2	0	0	0/0	0/0	0	12
Ricks	2	0	2	0	0/0	0/0	0	12
Schlesinger	2	0	2	0	0/0	0/0	0	12
O'Schroeder	2	0	2	0	0/0	0/0	0	12
Swinton	2	0	2	0	0/0	0/0	0	12
Lions	1 TD (1 Ret), 6 Pts; Drummond 1 TD (1 Ret), 6 Pts; C. Harris 1 TD (1 Ret), 6 Pts							
Opponents	29	5	17	7	26/27	22/23	0	270
Opponents	47	14	26	7	46/46	17/24	0	379

2-Pt. Conversions: Anderson 14, TEAM 2-2, Opponents 0-1

### Rushing

	Att	Yds	Avg	Lg	TD
Bryson	158	606	3.8	39	3
Gary	113	384	3.4	27	2
Pinner	39	99	2.5	12	0
Harrington	30	86	2.9	26	0
Hakim	3	51	17.0	35	0
McMahon	5	32	6.4	12	0
Coburne	10	27	2.7	19	0
Lions	1 TD (1 Ret), 12 Lg, Schlesinger 9-16, 4 Lg, Swinton 3-11, 1 Lg, P. Smith 2-5, 3 Lg, Jefferson 1-3, 3				
C. Rogers 2-17					
Drummond 1-1					
Opponents	376	1738	3.6	39	5
Opponents	447	1782	4.0	65t	14

### Receiving

	Rec	Yds	Avg	Lg	TD
Bryson	54	340	6.3	26	4
Hakim	49	449	9.2	28	4
Ricks	37	434	11.7	38	2
Schroeder	36	397	11.0	26	2
Schlesinger	34	247	7.3	33t	2
FitzSimmons	23	160	7.0	22	2
C. Rogers	22	243	11.0	33t	2
Anderson	17	325	19.1	72t	2

Gary	13	69	5.3	13	0
Swinton	9	100	11.1	25	0
Jefferson	6	46	7.7	13	0
P. Smith	5	45	9.0	12	0
Pinner	5	40	8.0	21	0
Coburne 4-30; Kircus 3-53; Harrington 1-8; Trejo 1-2					
Lions	319	2988	9.4	72t	17
Opponents	331	3760	11.4	73t	26

Passing	Att	Cmp	Yds	Cmp%	AVG	TD	Int	Lg	Sk/Y	Rtg
Harrington	554	309	2880	55.8	5.2	17	31	22	40	63.9
McMahon	31	9	87	29.0	2.8	0	0	2	6.5	26
Hakim 1-1, 21 Yds, 118.8 Rtg; N. Harris 1-0, 39.6 Rtg; Schroeder 1-0, 39.6 Rtg										
Lions	586	319	2988	54.3	5.0	17	29	24	4.1	72t
Opponents	522	331	3760	63.4	7.2	26	5.0	15	2.9	73t

Interceptions	Bly	Holt	Bri. Walker	Evans 1-2; O. Smith 1-0; C. Harris 1-(-); Bailey 1-(-)
Int	6	6	2	2
Yds	89	42	0	0
Avg	14.8	7.0	0.0	0.0
Lg	46t	14.0	0	0
TD	1	0	0	0
Lions	15	130	8.7	48t
Opponents	24	377	15.7	56t

Punting	Pnt	Yds	Avg	Net	TB	In	Lg	B
N. Harris	63	2531	40.2	33.1	5	11	57	8
Jett	25	995	39.8	35.6	3	8	58	8
Harrison	7	264	37.7	33.4	0	1	50	0
Lions	96	3790	39.5	33.8	8	20	58	1
Opponents	84	3574	42.5	34.0	7	20	61	0

Punt Returns	Swinton	Drummond	Hakim 9-85; Bly 3-22
PR	23	9	4
FC	12	4	151
Yds	318	13.8	89t
Avg	13.6	57t	1
Lg	89t	1	1
TD	1	1	1
Lions	47	13	576
Opponents	59	15	390

Kickoff Returns	Swinton	Drummond	Coburne	Redding 1-5; Schlesinger 1-23
KR	40	964	24.1	96t
Yds	21	469	22.3	38
Avg	7	123	17.6	22
Lg	70	1584	22.6	89t
Opponents	53	1313	24.8	89t

Field Goals	Harrison	Hanson	Lions	Opponents
1-19	20-29	30-39	40-49	50+
0/0	7/7	6/6	5/6	4/4
0/0	7/7	6/6	5/6	4/4
0/0	4/4	6/6	6/6	2/3
Opp:	(38/46)(37/21)(37/41)(48/37)(23/37)(32/38)(55/24)(43/48)(41/20)(40/35)(42/41)(35/36)			

Defense	TD	ST	AT	Sk	Yds	PD	FF	FR	STT
Holmes	97	68	29	2	21	0	0	0	0
Green	94	65	29	3	17	2	0	2	0
Walker	88	68	20	1.5	9.5	6	0	1	0
Bailey, Brian	80	60	20	0	4.5	0	1	1	0
Hall	62	48	14	4.5	24.5	0	1	1	0
Bly	60	52	8	1	1	15	5	2	0
Rogers	58	41	17	4	26	5	1	0	0
Smith	57	47	10	1.5	17.5	5	2	1	0
Harris, C	51	43	8	1	1	1	1	1	0
Porcher	34	25	9	4.5	23.5	0	2	0	8
Walker, Brady	29	27	2	0	1	0	1	1	9
Wilkinson	25	18	7	2	15	1	1	0	6
Evans	23	20	3	0	0	1	0	0	6
Holt	23	19	4	0	0	6	1	1	4
Edwards	16	15	1	2	16	3	0	0	0
Gooch	14	11	0	1	1	1	2	1	12
Delivers	14	8	6	1	10	1	0	0	0
Goodman	11	11	0	0	0	2	0	0	0
Rainer	11	8	3	0	0	0	0	0	12
Pittchett 3 TD, 8 St, Wivick 7 TT, 7 ST, 3 PD, 1 FR, 8 ST; Redding 7 TT, 6 ST, 1 PD, Davis 6 TT, 6 ST, 2 PD, 2 STT, Bakers 4 TT, 3 ST, 5 Mollen 1 TT, 1 ST, Curry 1 TT, 1 ST, 1 STT, Curry 0 TT, 1 ST, 1 FR, 6 ST; Special Teams: Trejo 8, Coburne 5, FitzSimmons 4; Schlesinger 4; Hanson 3; Smith, P. 3; Jefferson 2; Drummond 2; Shepherd 2 Banta 1; Littleton 1									
Lions	883	697	196	28	182	66	17	13	117
Opponent	786	634	154	10	64	121	2	3	115

### NFL Standings

NFL Standings							NFL Standings						
NFC North	W	L	T	Pct	Pts	Opp	AFC East	W	L	T	Pct	Pts	Opp
Green Bay	10	6	0	.625	442	307	New England	14	2	0	.875	348	238
Minnesota	9	7	0	.562	416	353	Miami	10	6	0	.625	311	261
Chicago	7	9	0	.438	283	346	Buffalo	6	10	0	.375	243	279
DETROIT	5	11	0	.312	270	379	NY Jets	6	10	0	.375	283	289
NFC East							AFC North						
Philadelphia	12	4	0	.750	374	287	Indianapolis	10	6	0	.625	391	281
Dallas	10	6	0	.625	289	260	Cincinnati	8	8	0	.500	346	384
Washington	5	11	0	.312	287	372	Pittsburgh	6	10	0	.375	300	327
NY Giants	4	12	0	.250	243	387	Cleveland	5	11	0	.312	254	322
NFC South							AFC South						
Carolina	11	5	0	.688	325	304	Kansas City	12	4	0	.750	447	328
New Orleans	8	8	0	.500	340	326	Tennessee	12	4	0	.750	425	324
Tampa Bay	7	9	0	.438	301	264	Jacksonville	5	11	0	.312	276	331
Atlanta	9	6	1	.594	402	314	Houston	5	11	0	.312	255	380
NFC West							AFC West						
St. Louis	12	4	0	.750	447	328	Kansas City	13	3	0	.812	484	332
Seattle	10	6	0	.625	404	327	Denver	10	6	0	.625	381	301
San Francisco	7	9	0	.438	384	337	Oakland	4	12	0	.250	270	379
Arizona	4	12	0	.250	225	452	San Diego	4	12	0	.250	213	441
NOTE: Green Bay, Philadelphia, Dallas, and St. Louis are 1991 AFC Wild Card. Car, Cleveland, San Diego, and Tampa Bay are 1991 NFC Wild Card. NY Giants, Pittsburgh, Cincinnati, and Houston are 1991 AFC Divisional playoffs. Car defeated Phil, 14-3, for NFC title. Ten defeated Phil, 20-10, and In defeated Den, 41-10, in AFC wild card. NE defeated Ten, 17-14, and In defeated KC, 38-31, in AFC wild card. NE defeated Ind, 24-14, for AFC title. NE defeated Car, 32-29.													

Car deflated GB, 20-17, and GB deflated Sea, 37-31 (OT), in NFC wild card. Car deflated Phi, 28-23 (OT), and Phi deflated GB, 20-17 (OT), in NFC divisional playoffs. Car deflated Phi, 14-3, for NFC title. Ten deflated Bal, 20-17, and Ind deflated Den, 41-10, in AFC wild card. NE deflated Ten, 17-14, and Ind deflated KC, 38-31, in AFC wild card. NE deflated Ind, 24-14, for AFC title. NE deflated Car, 32-29, in SB XXXVIII.

In 2003: 60 million people in the U.S. and Canada lose electricity August 14 in one of the biggest blackouts in U.S. history. Blackout affects areas through Ohio, Pa., Vt., N.Y., Mich., (including Detroit), and the Canadian province of Ontario



# YEAR-BY-YEAR RESULTS

Detroitlions.com  
Media.Detroitlions.com

## 2004

Record: 6-10, 3rd NFC North	Score	Opponent	Attendance
Date	W-L		
9/12	W	20-16	61,535
9/19	W	29-16	61,469*
9/26	L	13-30	62,472*
10/10	W	17-10	70,434
10/17	L	10-38	62,938*
10/24	W	29-13	78,841
10/31	L	21-31	63,616
11/07	L	10-17	62,657*
11/14	L	17-23 at	66,431
11/21	L	19-22 at	64,156
11/25	L	9-41	63,107*
12/05	W	26-12	62,262*
12/12	L	13-16	70,497*
12/19	L	27-28	62,337*
12/26	W	19-13	61,924*
1/02	L	19-24	68,809

\* Ford Field sellout

### Usual Starters

Offense	Defense
WR 11 Roy Williams	LE 78 Cory Redding
LT 76 Jeff Backus	LT 72 Dan Wilkinson
LG 62 David Loveane	RT 92 Shaun Rogers
C 51 Dominic Raiola	RE 96 James Hall
RG 65 Damien Woody	WLB 52 James Davis
RT 73 Stokcar McQuiggle	MLB 50 Earl Holmes
TE 86 Stephen Alexander	SLB 54 Teddy Lehman
WR 84 Tai Streets	LCLB 25 Fernando Bryant
QB 3 Joey Harrington	RCLB 32 Dre Bly
FB 30 Cory Schlesinger	FS 31 Brock Marion
HB 34 Kevin Jones	SS 28 Bracy Walker

Pro Bowl: Dre Bly, Eddie Drummond, Shaun Rogers

### Team Stats

Team Stats	Det	Opp
Total First Downs	263	320
Rushing	92	118
Passing	142	197
Penalty	29	35
3rd Down: Made/Att	66/210	98/231
3rd Down Pct.	31.4	42.4
4th Down: Made/Att	6/16	7/19
4th Down Pct.	37.5	36.8
Possession Avg.	28:03	31:57
Total Net Yards	4693	5401
Avg. Per Game	293.3	337.5
Total Plays	407	498
Avg. Per Play	4.9	5.0
Net Yards Rushing	1777	1887
Avg. Per Game	111.1	117.9
Total Rushes	407	498
Net Yards Passing	2916	3514
Avg. Per Game	182.3	219.6
Sacked/Yards Lost	37/208	38/222
Gross Yards	3124	3736
Att./Completions	505/285	535/328
Completion Pct.	56.4	61.3
Had Intercepted	13	14
Punts/Average	93/45.0	84/43.5
Net Punting Avg.	93/34.2	84/36.9
Penalties/Yards	121/1000	114/976
Fumbles/Ball Lost	12/7	20/10
Touchdowns	32	43
Rushing	10	12
Passing	19	29
Returns	6	4

Scoring	Q1	Q2	Q3	Q4	OT	Pts
Lions	60	97	45	94	0	296
Opponents	86	80	92	86	6	350

Scoring	TD	Ru	Pa	Rt	PAT	FG	S	Pts
Hanson	0	0	0	0	28/28	24/28	0	100
Williams	8	0	8	0	0	0	0	48
Jones	6	5	1	0	0	0	0	36
Drummond	4	0	0	4	0	0	0	24
Hakim	3	0	3	0	0	0	0	18
Schlesinger	3	0	3	0	0	0	0	18
Pinner	2	0	0	0	0	0	0	12
Streets	1	0	1	0	0	0	0	6
Alexander	1	0	1	0	0	0	0	6
Bly	1	0	0	0	0	0	0	6
Kircus	1	0	0	0	0	0	0	6
Swinton	1	0	1	0	0	0	0	6
Bra. Walker	1	0	0	1	0	0	0	6
Redding	0	0	0	0	0	0	0	0
Lions	32	7	19	6	28/28	24/28	1	296
Opponents	43	10	29	4	37/38	17/20	1	350

2-Pt. Conversions: Streets, TEAM 1-4, Opponents 1-4

Rushing	Att	Yds	Avg	Lg	TD
Jones	241	1133	4.7	74	5
Bryson	50	264	5.3	28	0
Harrington	48	175	3.6	17	0
Pinner	27	174	3.1	14	2
McMahon	2	18	9.0	14	0
Drummond	1	9	9.0	9	0
Schlesinger	4	7	1.8	2	0
Swinton	4	3	3.0	3	0
Williams	1	1	1.0	1	0
Hakim	1	0	0.0	0	0
Harris	1	-7	-7.0	-7	0
Lions	407	1777	4.4	74	7
Opponents	498	1887	3.8	43	10

Receiving	Rec	Yds	Avg	Lg	TD
Williams	54	817	15.1	46	6
Bryson	44	322	7.3	30	0
Alexander	41	377	9.2	30	1
Hakim	31	533	17.2	39t	3

Streets	28	260	9.3	22	1
Jones	28	180	6.4	34	1
Swinton	18	213	11.8	28	1
Pinner	11	72	6.5	26	0
Fitzsimmons	10	103	10.3	27	0
Schlesinger	10	91	9.1	30	3
Trejo LG	4	37	9.3	18	0
Trejo TM	4	37	9.3	18	0
Kircus	3	68	22.7	50t	1
Vines	3	51	17.0	25	0
Lions	285	3124	11.0	62	19
Opponents	328	3736	11.4	82.7	29

Passing	Att	Cmp	Yds	Cmp%	Avg	TD	Int%	Lg	Sk/Y	Rtg
Harrington	489	274	3047	56.0	6.23	19	3.9	12	5.2	36/196
McMahon	15	11	77	73.3	5.13	0	0.0	1	6.7	19
Williams	1	0	0	0.0	0.00	0	0.0	0	0.0	0
Team	505	285	3124	56.4	6.19	19	3.8	13	2.6	37/208
Opponents	535	328	3736	61.3	6.98	29	5.4	14	2.6	32/382

Interceptions	By	Yds	Avg	Lg	TD
Bly	4	107	26.8	55t	1
Marion	3	43	14.3	24	0
Lewis 1-3; Hall 1-30; K. Smith 1-2; Lehman 1-1; Cash 1-0; Goodman 1-0; Bra. Walker 1-0;					
Lions	14	216	15.4	55t	1
Opponents	13	194	14.9	43	2

Punting	Pnt	Yds	Avg	Net	TB	In	Lg	B
Harris	92	3765	40.9	34.2	7	32	60	1
Lions	93	3765	40.5	34.2	7	32	60	1
Opponents	84	3658	43.5	36.9	7	25	64	0

Punt Returns	PR	FC	Yds	Avg	Lg	TD
Drummond	24	8	316	13.2	63t	2
Swinton	16	9	104	6.5	18	0
Lions	40	17	420	10.5	83T	2
Opponents	45	24	441	9.6	56	2

Kickoff Returns	KR	Yds	Avg	Lg	TD
Drummond	41	1092	26.6	99t	2
Swinton	18	410	22.8	43	0
Bryson 2-27, 14 Lg; Trejo 2-12, 10 Lg; Curry 1-1-1; DeVries 1-5; Schlesinger 1-23;					
Lions	56	1568	27.9	99T	2
Opponents	54	1058	19.6	52	0

Field Goals	1-19	20-29	30-39	40-49	50+
Hanson	0/0	9/9	10/11	5/8	0/0
Lions	0/0	9/9	10/11	5/8	0/0
Opponents	1/1	6/8	5/5	4/4	1/2
Lions (27G, 21G/47N/48N, 24G/48G/104OG) (32N, 21G/48G/120G, 34G/48N, 32G/45G, 22G, 31G, 36G)					
Opponents (27B/34G/26G, 47G/39G/27G/50G/19G, 25G/40G/24G, 51N/31G/42G, 33G/36G, 28G, 23G)					

Defense	TT	ST	AT	Sk	Yds	PD	FF	FR	STT
Holmes	111	78	33	0	0	2	0	0	0
Lehman	97	73	24	1	2	3	1	0	6
Marion	88	66	22	0	0	8	0	0	1
Davis	79	54	25	0	2.5	0	0	1	4
Walker	74	52	22	1	12	6	0	2	4
Rogers	68	49	19	4	18	5	0	1	0
Bryant	50	42	8	0	0	3	0	0	1
Lewis	49	35	14	2	6	3	0	0	10
Hall	48	38	10	11.5	74.5	5	4	1	0
Redding	40	34	6	3	20	0	1	2	1
Bly	38	32	6	0	0	19	0	0	0
Cash	29	25	0	0	0	4	1	1	2
Smith, K	29	22	7	0	0	4	1	0	10
Bell	27	19	8	2	15	1	1	0	0
DeVries	25	16	3	0	14	1	1	0	0
Goodman	24	19	5	0	0	2	1	0	5
Wilkinson	23	18	5	1.5	6.5	2	2	0	0
Edwards	22	18	4	4.5	25.5	1	2	1	0
Holt	20	15	0	0	0	0	1	0	8
Pritchett	17	10	7	1	4	1	0	0	0

Curry 7 TT, 5 ST, 1 FR, 16 ST; Rainier 7 TT, 3 ST, 13 ST; Babers 1 TT, 0 ST;					
Special Teams: Fox 7; FitzSimmons 4; Bryson 3; Hanson 3; Drummond 3; Trejo 3; Vines 3; Harris					
2; Schlesinger 1; Swinton 1; Hall 1; Littleton 1; Mulholland 1;					
Lions	856	723	283	38	222
Opponent	896	623	233	37	228
	79	16	9	113	104

NFL Standings						AFC East							
NFC North	W	L	T	Pct	Pts	OP	W	L	T	Pct	Pts	OP	
Green Bay	10	6	0	.625	424	380	New England	14	2	0	.875	437	260
Minnesota	8	8	0	.500	405	395	N.Y. Jets	10	6	0	.625	333	261
DETROIT	6	10	0	.375	296	350	Buffalo	9	7	0	.562	395	284
Chicago	5	11	0	.312	312	331	Miami	4	12	0	.250	275	354
NFC East						AFC North							
Philadelphia	13	3	0	.812	368	260	Pittsburgh	15	1	0	.938	372	251
N.Y. Giants	6	10	0	.375	303	347	Baltimore	9	7	0	.562	317	268
Dallas	6	10	0	.375	293	405	Cincinnati	8	8	0	.500	374	372
Washington	6	10	0	.375	240	265	Cleveland	4	12	0	.250	276	390
NFC South						AFC South							
Atlanta	11	5	0	.688	340	337	Indianapolis	12	4	0	.750	352	351
New Orleans	8	8	0	.500	348	405	Jacksonville	7	7	0	.500	261	280
Carolina	7	9	0	.438	355	339	Tennessee	7	9	0	.438	309	339
Tampa Bay	5	11	0	.312	301	304	Kansas City	5	11	0	.312	314	442
NFC West						AFC West							
Seattle	9	7	0	.562	371	373	Denver	12	4	0	.750	446	313
St. Louis	8	8	0	.500	319	392	Kansas City	10	6	0	.625	381	304
Arizona	6	10	0	.375	284	322	Oakland	7	9	0	.438	483	435
San Francisco	2	14	0	.125	259	452	San Diego	5	11	0	.312	320	442

St. defeated Sea, 27-20 and Minnesota defeated Green Bay, 31-17, in NFC wild card. Atlanta defeated St., 47-17 and Phi defeated Min, 27-14, in NFC divisional playoffs. Phi defeated Atl, 27-10, for NFC title. NYJ defeated SD 20-17 and Ind defeated Den, 49-24, in AFC wild card. Phi defeated NYJ, 20-17, and NE defeated Ind, 20-13, in AFC divisional playoffs. NE defeated Pit, 41-27, for AFC title. NE defeated Phi, 24-21, in SB XXXIX.

In 2004, in December, a 9.0 earthquake in the Indian Ocean generates deadly tsunamis that kill at least 150,000 people from Thailand to Somalia, with some of the most devastating destruction occurring in Sri Lanka.





# YEAR-BY-YEAR RESULTS

Detroitlions.com  
Media.Detroitlions.com

## 2005

Record: 5-11, 3rd NFC North

Date	W-L	Score	Opponent	Attendance
09/11	W	17-3	Green Bay	61,877*
09/18	L	6-38	at Chicago	62,019
10/02	L	13-17	at Tampa Bay	64,994
10/09	W	35-17	Baltimore	61,201*
10/16	L	20-21	Carolina	61,083*
10/23	W	13-10	at Cleveland	72,323
10/30	L	13-19 OT	Chicago	61,814*
11/06	L	14-27	at Minnesota	63,813
11/13	W	29-21	Arizona	61,091*
11/20	L	7-20	at Dallas	62,670
11/24	L	7-27	Atlanta	62,390*
12/04	L	16-21	Minnesota	61,375*
12/11	L	13-16 OT	at Green Bay	70,019
12/18	W	17-41	Cincinnati	61,749*
12/24	W	13-12	at New Orleans	63,747
01/01	L	21-35	at Pittsburgh	63,794

\* Ford Field sellout

### Usual Starters

Offense	Defense
WR 11 Roy Williams	LT 72 Dan Wilkinson
LT 76 Jeff Backus	LE 78 Cory Redding
LG 69 Kelly Kosier	RT 92 Shaun Rogers
C 51 Dominic Raiola	RE 96 James Hall
RG 65 Damien Woody	WLB 52 James Davis
RT 79 Kelly Butler	MLB 50 Earl Holmes
TE 81 Marcus Pollard	SLB 97 Boss Bailey
WR 10 Scottie Vines	LCB 35 Andre Goodman
QB 3 Joey Harrington	RCB 32 Dre Bly
PA 30 Cory Schlesinger	FS 42 Terrence Holt
HB 34 Kevin Jones	SS 26 Keny Kennedy

Pro Bowl: Shaun Rogers

### Team Stats

Team	Det	Opp
Total First Downs	258	308
Rushing	109	109
Passing	151	166
Penalty	38	38
3rd Down: Made/Att	87/224	82/208
3rd Down Pct.	38.8	39.4
4th Down: Made/Att	7/17	6/11
4th Down Pct.	41.2	54.5
Possession Avg.	29:13	30:47
Total Net Yards	4319	5158
Avg. Per Game	269	322.4
Total Plays	955	1006
Avg. Per Play	4.5	5.1
Net Yards Rushing	1471	2040
Avg. Per Game	91.9	127.5
Total Rushes	404	468
Net Yards Passing	2848	3118
Avg. Per Game	178.0	194.9
Sacked/Yards Lost	31/173	31/187
Gross Yards	3021	3305
Att./Completions	520/297	487/295
Completion Pct.	57.1	60.6
Had Intercepted	18	19
Punts/Average	84/43.5	72/40.3
Net Punting Avg.	84/36.9	72/34.5
Penalties/Yards	115/838	130/953
Fumbles/Ball Lost	21/12	24/12
Touchdowns	28	39
Rushing	10	15
Passing	15	19
Returns	3	5

Scoring	Q1	Q2	Q3	Q4	OT	Pts
Team	69	72	43	70	0	254
Opponents	84	136	66	50	9	345

Scoring	TD	Ru	Pa	Rt	PAT	FG	S	Pts
Hanson	0	0	0	0	27/27	19/24	0	84
R. Williams	8	0	8	0	0	0	0	48
James	5	3	0	0	0	0	0	30
Pinner	3	0	0	0	0	0	0	18
Pollard	3	0	0	0	0	0	0	18
Bayley 1 TD (1 Ret), 6 Pts; Bryson 1 TD (1 Ru), 6 Pts; Fitzsimmons 1 TD (1 Pa), 6 Pts; Garcia 1 TD (1 Ru), 6 Pts; Kennedy 1 TD (1 Ret), 6 Pts; C. Rogers 1 TD (1 Pa), 6 Pts; S. Rogers 1 TD (1 Ret), 6 Pts; Schlesinger 1 TD (1 Pa), 6 Pts; M. Williams 1 TD (1 Pa), 6 Pts; Pinner 1 Saf, 2 Pts								
Team	28	10	15	3	27/28	19/24	0	254
Opponents	39	15	19	5	37/37	24/30	0	345

R-Pt. Conversions: TEAM 0-0, Opponents 1-1

2-PT.	Att	Yds	Avg	Lg	TD
Rushing	186	664	3.6	40	5
Passing	106	349	3.3	19	3
Bryson	64	306	4.8	77	1
Harrington	24	80	3.3	15	0
Garcia	17	51	3.0	14	1
P. Smith	4	16	4.0	6	0

Vines 1-7; Schlesinger 1-1; Drummond 1-(-3)

Lions	404	1471	3.6	77	10
Opponents	488	2040	4.2	64	15

Receiving	Rec	Yds	Avg	Lg	TD
Pollard	46	516	11.2	86	3
R. Williams	45	687	15.3	51	8
Vines	40	417	10.4	40	0
Bryson	37	284	7.7	33	0
M. Williams	29	350	12.1	49	1
Pinner	21	181	8.6	24	0
James	20	109	5.5	28	0
K. Johnson	17	133	7.8	25	0
C. Rogers	14	197	14.1	35	1
Fitzsimmons	10	45	4.5	11	1
Schlesinger	8	31	3.9	8	1
P. Smith	6	48	8.2	11	0
T. Edwards 2-15, 8 Lg; Martinez 1-11; Harrington 1-(-4);					
Lions	297	3021	10.2	86	15
Opponents	295	3305	11.2	80	19

Passing	Att	Cmp	Yds	Cmp%	Avg	TD%	Int%	Lg	Sk/Y	Rtg
Harrington	330	188	2021	57.0	6.1	12	3.6	12	36	72.0
Garcia	173	102	937	59.0	5.4	3	1.7	6	3.5	65.1
Orlovsky	17	7	63	41.2	3.7	0	0.0	0	20	1/3
Lions	520	297	3021	57.1	5.8	15	2.9	18	3.5	66.1
Opponents	487	295	3305	60.6	6.7	19	3.9	3.9	80	31/173

Interceptions	Int	Yds	Avg	Lg	TD
Bly	6	54	9.0	21	0
Goodman	3	17	5.7	8	0
Kennedy	2	64	32.0	64	1
Holt	2	51	25.5	51	0
McQuarters	2	25	12.5	19	0

Bayley 1-34, 34 Lg, 1 TD; Bra. Walker 1-22; Lehman 1-21; Wayne 1-20;					
Lions	19	208	16.2	64	2
Opponents	18	271	15.1	41	2

Punting	Pnt	Yds	Avg	Net	TB	Int	Lg	B
Harris	84	3656	43.5	36.9	2	34	60	0
Lions	84	3656	43.5	36.9	2	34	60	0
Opponents	72	2899	40.3	34.5	7	20	61	0

Punt Returns	PR	FC	Yds	Avg	Lg	TD
Drummond	26	11	157	6.0	38	0
McQuarters	10	2	117	11.7	48	0
Lions	36	13	274	7.6	48	0
Opponents	50	17	520	10.4	81	2

Kickoff Returns	OR	Yds	Avg	Lg	TD
Drummond	46	1077	23.3	48	0
McQuarters	16	381	23.8	73	0
Bryson 4-55, 25 Lg; Martinez 2-42, 24 Lg; DeVines 1-7, 7 Lg; K. Johnson 1-14, 14 Lg					
Lions	73	1976	27.1	73	0
Opponents	55	1239	22.5	90	1

Field Goals	1-19	20-29	30-39	40-49	50+
Lions	1/1	9/9	3/3	4/7	2/4
Hanson	1/1	9/9	3/3	4/7	2/4
Opponents	1/1	8/8	7/9	5/7	3/5

Hanson: (21G)(/44G, 23G)(/47B, 52G, 25G)(/47N, 47G, 50G)(/46N, 32G, 30G)(/51N)(/26G, 20G)(/50N)(/45G, 26G, 28G)(/19G, 23G)(/45G, 21G, 38G)

Opponents: (59G)(/46G, 48N, 38N)(/43G, 46N)(/46G, 52B)(39G)(38G, 20G)(/21G, 52N, 40G)(/51, 28G)(/19G, 56G)

(/21G, 23G)(/36G, 38B, 39G)(28G)(28G, 33G)(35G, 47G, 36G, 20G)

Defense	TD	ST	AT	Sk	Yds	PD	FF	F	OR	STT
Kennedy	96	72	24	0	0	6	1	0	0	0
Holmes	75	51	24	0	0	1	1	0	0	0
Hall	60	52	8	5	31	1	3	0	0	0
Davis	59	35	24	0	0	0	1	0	1	0
Bayley	38	38	20	1	6	3	0	0	0	0
McQuarters	57	46	11	0	0	10	0	0	0	3
Bly	45	41	4	0	0	13	3	1	0	0
Holt	42	32	10	0	0	3	1	0	0	0
Goodman	41	37	4	0	0	11	0	0	0	6
Rogers	41	30	11	5.5	44	2	2	1	0	0
Rainer	35	28	7	0	0	4	0	0	0	14
Redding	33	26	7	7	4	4	1	1	0	0
Edwards	32	25	7	7	35	2	2	3	0	0
Walker	28	20	8	0	0	2	0	0	0	9
Cody	28	17	11	1.5	15	0	1	1	0	0
Wilkinson	26	20	6	3	17	4	0	0	0	2
Woods	26	15	1	0	0	0	0	0	0	2
Curry	22	14	8	0	0	0	0	0	0	16
Beil	21	15	6	0	0	0	1	0	0	0
DeVines	21	15	6	3	19	1	2	2	0	2
Smith	18	14	4	1	1	0	0	0	0	2
McGraw	15	10	5	0	0	0	1	0	0	6
Wayne	14	11	3	0	1	1	0	0	0	0
Lehman	12	8	4	0	0	2	0	0	1	0

Bryant 9 TT, 8 ST, 1 PD, 1 FF; Gortner 3 TT, 1 ST, 1 STT; Wilson 2 TT, 2 ST, 8 STT; Fox 1 TT, 1 ST, 10 STT

Special Teams Tackles: FitzSimmons 10; Bryson 5; Pinner 3; Smith 3; McHugh 3; Hanson 2; Mulhbach 2; Drummond 2; Schlesinger 2; Gutierrez 1; Harris 1; Pollard 1; Martinez 1; Hamilton 1

Lions	920	684	236	21	187	70	19	12	10	124
Opponent	883	634	249	30	173	67	16	10	10	124

Chicago	11	5	0	.688	260	202	Cincinnati	11	5	0	.688	421	350
Minnesota	9	7	0	.562	306	344	Pittsburgh	11	5	0	.688	389	258
DETROIT	5	11	0	.312	254	245	Baltimore	6	10	0	.375	265	288

DETROIT	5	11	0	312	254	345	Baltimore	6	10	0	375	265
Green Bay	4	12	0	250	298	344	Cleveland	6	10	0	375	232

NY Giants	11	5	0	.688	422	314	New England	10	6	0	.625	379	338
Washington	10	6	0	.625	359	293	Miami	9	7	0	.562	318	317
Dallas	9	7	0	.562	325	308	Buffalo	5	11	0	.312	271	367

Dallas	9	7	0	562	325	303	Buffalo	5	11	0	312	271
Philadelphia	6	10	0	375	310	388	N.Y. Jets	4	12	0	250	240

Tampa Bay	11	5	0	.688	300	274	Indianapolis	14	2	0	.875	439	247
Carolina	11	5	0	.688	391	259	Jacksonville	12	4	0	.750	361	269
Atlanta	8	8	0	.500	351	341	Tennessee	4	12	0	.250	299	421

Atlanta	8	8	0	500	351	341	Tennessee	4	12	0	250	299
New Orleans	3	13	0	188	235	398	Houston	2	14	0	125	260

Seattle	13	3	0	.812	452	271	Denver	13	3	0	.812	395	258
St. Louis	6	10	0	.375	363	429	Kansas City	10	6	0	.625	403	325
Arizona	5	11	0	.312	311	387	San Diego	9	7	0	.562	418	312

Arizona	5	11	0	312	211	387	San Diego	9	7	0	562	418
San Francisco	4	12	0	25	239	428	Oakland	4	12	0	250	280

Was defeated TB, 17-10, and Car defeated NYG, 23-20 in NFC wild card. Sea defeated Was, 20-10, and Carolina defeated Chi, 29-21, in NFC divisional playoffs. Sea defeated Car,



# YEAR-BY-YEAR RESULTS

Detroitlions.com  
Media.Detroitlions.com

## 2006

Record: 3-13, 4th NFC North

Date	W-L	Score	Opponent	Attendance
9/10	L	6-9	Seattle	60,535*
9/17	L	7-34	at Chicago	62,181
9/24	L	24-31	Green Bay	61,085*
10/1	L	34-41	at St. Louis	65,563
10/8	L	17-26	at Minnesota	63,906
10/15	W	20-17	Buffalo	60,704*
10/22	L	24-31	at NY Jets	76,953
11/5	W	30-14	Atlanta	60,987*
11/12	L	13-19	San Francisco	60,707*
11/19	L	10-17	at Arizona	63,348
11/23	L	10-27	Miami	61,562*
12/3	L	21-28	at New England	68,756
12/10	L	20-30	Minnesota	60,861*
12/17	L	9-17	at Green Bay	70,472
12/24	L	21-26	Chicago	60,665*
12/31	W	39-31	at Dallas	63,008

\*Ford Field sellout

### Usual Starters

Offense	Defense
WR 11 Roy Williams	DE 78 Cory Redding (5); 95 Jared DeVries (7); 98 Kalimba Edwards (7)
LT 76 Jeff Backus	NT 75 Shaun Cody (5); 94 Marcus Bell (7)
LG 73 Ross Verba (7); 64 Rick DeMullay (7)	UT 92 Shaun Rogers (5); 78 Cory Redding (11)
C 51 Dominic Raiola	RE 98 Eric Sims
RG 65 Damien Woody (5); 68 Barry Stokes (5)	MLB 53 Paris Lenon (11); 97 Boss Bailey (4)
RT 74 Blake Sapias (3)	SLB 53 Ferris Lenon (5); 97 Boss Bailey (8)
RB 74 Rex Tucker; 68 Barry Stokes (7); 72 Jonathan Scott (4)	LB 25 Fernando Bryant (10); 31 Stanley Wilson (4)
TE 89 Dan Campbell	RCB 32 Dre Bly
WR 87 Mike Furrey	FS 42 Terrence Holt
QB 8 Jon Kitna	SS 26 Kenoy Kennedy (9); 27 Daniel Bullocks (6)
FB 30 Cory Schlesinger	
HB 34 Kevin Jones	
Pro Bowl: WR Roy Williams	

### Team Stats

Team	Opp
First Downs	290
Rushing	311
Passing	183
Penalty	25
3rd Down Pct.	62/190
3rd Down Pct.	62/190
4th Down Pct.	9/22
4th Down Pct.	9/22
Possession Avg.	27.41
Total Net Yards	4943
Avg. Per Game	309.3
Total Plays	963
Avg. Per Play	5.1
Net Yards Rushing	1129
Avg. Per Game	70.6
Total Rushes	304
Total Rushes	304
Net Yards Passing	3820
Avg. Per Game	238.8
Sacked/Yards Lost	63/388
Gross Yards	4208
Att./Completions	596/372
Completion Pct.	62.4
Had Intercepted	22
Punts/Average	66/45.0
Net Punting Avg.	66/38.4
Penalties/Yards	116/539
Fumbles/Ball Lost	26/17
Touchdowns	31
Rushing	16
Passing	21
Returns	1

### Scoring

Team	Opp
Team	301
Opponents	101

### Scoring

Team	Opp
Team	301
Opponents	101

### Receiving

Team	Opp
Team	301
Opponents	101

Team	Opp
Team	301
Opponents	101

### Passing

Team	Opp
Team	301
Opponents	101

### Interceptions

Team	Opp
Team	301
Opponents	101

### Punting

Team	Opp
Team	301
Opponents	101

### Punt Returns

Team	Opp
Team	301
Opponents	101

### Kickoff Returns

Team	Opp
Team	301
Opponents	101

### Field Goals

Team	Opp
Team	301
Opponents	101

### Defense

Team	Opp
Team	301
Opponents	101

### Special Teams

Team	Opp
Team	301
Opponents	101

### NFL Standings

Team	Opp
Team	301
Opponents	101

### NFC East

Team	Opp
Team	301
Opponents	101

### NFC South

Team	Opp
Team	301
Opponents	101

### NFC West

Team	Opp
Team	301
Opponents	101

### AFC East

Team	Opp
Team	301
Opponents	101

### AFC North

Team	Opp
Team	301
Opponents	101

### AFC South

Team	Opp
Team	301
Opponents	101

### AFC West

Team	Opp
Team	301
Opponents	101

### Receiving

Team	Opp
Team	301
Opponents	101

### In 2006: Steve Irwin, a charismatic enthusiast of wildlife preservation known as the "Crocodile Hunter", dies tragically September 4 when he was killed by a stingray barb while shooting a TV program on the Great Barrier Reef.



# YEAR-BY-YEAR RESULTS

Detroitlions.com  
Media.Detroitlions.com

## 2007

Record: 7-9, 3rd NFC North

Date	W-L	Score	Opponent	Attendance
09/09	W	36-21	at Oakland	61,547
09/16	W	20-17(OT)	Minnesota	61,771*
09/23	L	21-56	at Philadelphia	67,570
09/30	W	37-27	Chicago	60,811*
10/07	L	3-34	at Washington	88,944
10/21	W	23-15	Tampa Bay	60,442*
10/28	W	16-7	at Chicago	62,171
11/04	W	44-7	Denver	60,783*
11/11	L	21-31	at Arizona	64,753
11/18	L	10-16	NW Giants	60,975*
11/22	L	26-37	Green Bay	63,257*
12/02	L	10-42	at Minnesota	62,996
12/09	L	27-28	Dallas	62,759*
12/16	L	14-51	at San Diego	66,305
12/23	W	25-20	Kansas City	59,938*
12/30	L	13-34	at Green Bay	70,869

\* Ford Field Sellout

### Usual Starters

Offense	Defense
WR 11 Roy Williams	LE 95 Jared DeVries (10); 99 Dwayne White (6)
LT 76 Jeff Backus	NT 92 Shaun Rogers
LG 64 Edwin Mulitalo	UT 78 Cory Redding
C 51 Dominic Raiola	RE 99 Dwayne White (8);
RG 66 S. Peterman	98 Kalima Edwards (6)
RT 72 George Foster (8); 65 Damien Woody (5)	50 Eric Sims
TE 49 Sean McHugh	MLB 53 Paris Leonard
WR 87 Mike Furrey (10); 81 Calvin Johnson (10)	SLB 97 Boss Bailey
QB 8 Jon Kitna	LCB 25 Fernando Bryant; 32 Stanley Wilson (5)
FB 82 Casey FitzSimmons	RCB 21 Travis Fisher (11)
HB 34 Kevin Jones	FS 42 Gerald Alexander
	SS 26 Keny Kennedy

### Team Stats

	Det	Opp
Total First Downs	303	363
Rushing	73	116
Passing	203	221
Penalty	27	187
3rd Down: Made/Att	62/190	97/213
3rd Down Pct.	32.6	45.5
4th Down: Made/Att	4/10	9/12
4th Down Pct.	40.0	75.0
Possession Avg.	27:33	32:27
Total Net Yards	5166	6042
Avg. Per Game	322.9	377.5
Total Plays	965	1087
Avg. Per Play	5.4	5.6
Net Yards Rushing	1288	1911
Avg. Per Game	80.5	119.4
Total Rushes	324	448
Net Yards Passing	3878	4131
Avg. Per Game	242.4	258.2
Sacked/Yards Lost	54/338	37/256
Gross Yards	4216	4267
Att./Completions	587/368	602/422
Completion Pct.	62.7	70.1
Had Intercepted	22	17
Punts/Average	68/44.3	61/44.9
Net Punting Avg.	68/36.4	61/39.6
Penalties/Yards	100/676	113/897
Fumbles/Ball Lost	35/14	40/18
Touchdowns	37	56
Rushing	19	32
Passing	19	32
Returns	5	5

### Scoring

Team	Q1	Q2	Q3	Q4	OT	Pts
Opponents	61	107	67	108	3	346
	65	174	97	108	0	444

### Scoring

Team	TD	Ru	Pa	Rt	PAT	FG	S	Pts
Hanson	0	0	0	0	35/36	29/35	0	122
Jones	8	8	0	0	0/0	0/0	0	48
McDonald	6	0	6	0	0/0	0/0	0	36
Johnson	5	1	4	0	0/0	0/0	0	30
Williams	5	0	5	0	0/0	0/0	0	30
Duckett	3	3	0	0	0/0	0/0	0	18
FitzSimmons	0	2	0	1	0/0	0/0	0	14

Bel 1 TD (1 Ru), 6 Pts; Furrey 1 TD (1 Pa), 6 Pts; Leonard 1 TD (1 Ret), 6 Pts; Middleton 1 TD (1 Pa), 6 Pts; Rogers 1 TD (1 Ret), 6 Pts; K. Smith 1 TD (1 Ret), 6 Pts; Walters 1 TD (1 Pa), 6 Pts; White 1 TD (1 Ret), 6 Pts; Team 37 13 19 5 35/36 29/35 1 346  
Opponents 96 82 5 53/53 17/27 1 444  
2-PT Conversions: TEAM 0-1, Opponents 1-3

### Rushing

Team	Att	Yds	Avg	Lg	TD
Hanson	153	581	3.8	34	8
Duckett	65	335	5.2	53	3
Bell	44	182	4.1	24	1
Kitna	25	63	2.5	11	0
Johnson	4	52	13.0	32	1
Cason	11	38	3.5	12	0
Calhoun	7	35	5.0	17	0
Bradley	5	9	1.8	3	0
McDonald	4	1	0.5	9	0
Williams	2	1	0.5	9	0
O'Sullivan	4	-10	-2.5	2	0
Team	324	1288	4.0	53	13
Opponents	448	1911	4.3	49	19

### Receiving

Team	Rec	Yds	Avg	Lg	TD
McDonald	79	943	11.9	49t	6
Williams	64	838	13.1	91t	1
Furrey	61	664	10.9	49	1
Johnson	48	756	15.8	49	4
Jones	32	197	6.2	16	0
McHugh	17	252	14.8	46	0
Cason	14	129	9.2	20	0
Bell	14	63	4.5	15	0
Walters	9	101	11.2	21	1

### FitzSimmons

Team	Att	Yds	Avg	Lg	TD	Int	Lg	Sk/Y	Rtg
Opponents	602	422	4387	70.1	7.29	32	5.3	17	2.8

### Passing

Team	Att	Cmp	Yds	Cmp%	Avg	TD	Int	Lg	Sk/Y	Rtg
Opponents	561	355	4068	63.3	7.25	18	3.2	20	3.6	91t

### Interceptions

Team	Int	Yds	TD	Lg	Sk/Y	Rtg
Opponents	3	64	21	64t	1	1

### Punting

Team	Pnt	Yds	Avg	TD	Int	Lg	B
Opponents	61	2741	44.9	35.6	9	20	72

### Punt Returns

Team	PR	Yds	FC	Yds	Lg	TD
Opponents	36	9	434	12.1	62	0

### Kickoff Returns

Team	KR	Yds	TD	Lg	TD
Opponents	72	1528	22.6	74	1

### Field Goals

Team	1-19	20-29	30-39	40-49	50+
Opponents	0/0	9/9	3/3	5/5	0/0

### Defense

Team	TT	ST	AT	Sk	Yds	PD	FF	FR	SIT
Opponents	116	86	30	2	16	3	6	0	0

### NFL Standings

NFC North	W	L	T	Pct	PF	PA	AFC East	W	L	T	Pct	PF	PA
Green Bay	13	3	0	.813	435	291	New England	16	0	0	1.000	589	274
Minnesota	8	8	0	.500	365	311	Buffalo	7	9	0	.438	252	354
DETROIT	7	9	0	.438	346	444	N.Y. Jets	4	12	0	.250	268	355
Chicago	7	9	0	.438	334	348	Miami	1	15	0	.063	267	437
NFC East	W	L	T	Pct	PF	PA	AFC North	W	L	T	Pct	PF	PA
Dallas	13	3	0	.813	455	325	Pittsburgh	10	6	0	.625	393	269
N.Y. Giants	10	6	0	.625	373	313	Cleveland	10	6	0	.625	402	382
Washington	9	7	0	.563	334	370	Cincinnati	7	9	0	.438	360	385
Philadelphia	8	8	0	.500	336	390	Baltimore	5	11	0	.313	275	384
NFC South	W	L	T	Pct	PF	PA	AFC South	W	L	T	Pct	PF	PA
Tampa Bay	9	7	0	.563	334	270	Indianapolis	13	3	0	.813	450	262
Carolina	7	9	0	.438	267	347	Jacksonville	11	5	0	.688	411	374
New Orleans	7	9	0	.438	379	388	Tennessee	4	12	0	.250	301	297
Atlanta	4	12	0	.250	259	414	Houston	8	8	0	.500	309	384
NFC West	W	L	T	Pct	PF	PA	AFC West	W	L	T	Pct	PF	PA
Seattle	10	6	0	.625	393	291	San Diego	11	5	0	.688	412	284
Arizona	8	8	0	.500	404	399	Denver	7	9	0	.438	320	483
San Francisco	5	11	0	.313	219	364	Kansas City	4	12	0	.250	228	335
St. Louis	3	13	0	.188	263	438	Oakland	4	12	0	.250	283	398

NVG defeated TB, 24-14, and Sea defeated Was, 35-14, in NFC wild-card. NVG defeated Dal, 21-17, and GB defeated Sea, 42-20, in NFC divisional playoffs. NVG defeated GB, 23-20, for NFC title. NVG defeated TB, 17-6, in AFC wild-card. NVG defeated SD, 21-12, for AFC title. NVG defeated NE, 17-14, in SB XLII.

In 2007: The nation is horrified April 16 when Virginia Tech student Seung-Hui Cho kills a total of 27 students and five professors in the deadliest shooting by a single gunman in U.S. history.

[illegible]

In 2008: Illinois Senator Barack Obama is elected the 45th President of the United States and becomes the nation's first black president.



# YEAR-BY-YEAR RESULTS

Detroitlions.com  
Media.Detroitlions.com

## 2009

Record: 2-14, 4th NFC North

Date	W-L	Score	Opponent	Attendance
9/13	L	27-45	at New Orleans	69,719
9/20	L	13-27	Minnesota	56,269*
9/27	W	19-14	Washington	40,896
10/04	L	24-48	at Chicago	62,192
10/11	L	20-28	Pittsburgh	59,333*
10/18	L	0-26	at Green Bay	70,801
11/01	L	10-17	St. Louis	40,857
11/08	L	20-32	at Seattle	67,003
11/15	L	10-27	at Minnesota	63,854
11/22	W	38-37	Cleveland	43,170
11/26	L	12-34	Green Bay	57,383*
12/06	L	13-23	at Cincinnati	62,545
12/13	L	3-48	at Baltimore	70,673
12/20	L	24-31	Arizona	40,377
12/27	L	6-20	at San Francisco	69,732
1/03	L	23-37	Chicago	56,677*

\* Ford Field sellout

### Usual Starters

Offense	Defense
WR 80 Bryant Johnson	LE 67 Jason Hunter (9); 92 Cliff Avril (3)
LT 76 Jeff Backus	DT 91 Garry Jackson (13)
LG 63 Manny Ramirez	DT 78 Sammie Hill (12); 98Landon Cohen (3)
C 51 Dominic Raiola (12)	RE 92 Cliff Avril (8); 59 Dwayne White (5)
RG 66 Stephen Peterman (9); 65 Dylan Gandy (5)	LB 59 Julian Peterson
RT 77 Gosder Cherilus	LB 55 Larry Foote
TE 84 Brandon Pettigrew (11); 89 Will Heller (9)	OLB 50 Eric Sims (8); 54 DeAndre Levy (7)
WR 81 Calvin Johnson	LCB 41 William James (11); 32 Anthony Henry (7)
QB 9 Matthew Stafford (10)	KCB 31 Phillip Buchanon (10);
RB 11 Dwayne Culpepper (8)	41 William James (4)
FB 45 Jerome Felton (8)	FS 26 Louis Delmas
RB 34 Kevin Smith (13); 28 Maurice Morris (3)	SS 25 Marvin White (6); 40Marquand Manuel (5)

### Team Stats

Team	Det	Opp
Total First Downs	281	332
Rushing	82	95
Passing	168	213
Penalty	31	24
3rd Down: Made/Att	84/234	85/210
3rd Down Pct.	35.9	40.5
4th Down: Made/Att	7/26	39/115
4th Down Pct.	26.9	66.7
Possession Avg.	28:57	31:03
Total Net Yards	4784	6274
Avg. Per Game	299.0	392.1
Total Plays	1037	1029
Avg. Per Play	4.6	6.1
Net Yards Rushing	1816	2025
Avg. Per Game	101.0	126.6
Total Rushes	409	458
Net Yards Passing	3168	4249
Avg. Per Game	188.0	255.6
Sacked/Yards Lost	43/303	28/150
Gross Yards	3471	4399
Att./Completions	585/316	545/371
Completion Pct.	54.0	68.1
Had Intercepted	32	9
Punts/Average	74/42.9	66/43.6
Net Punting Avg.	74/36.8	66/39.9
Penalties/Yards	98/768	113/944
Fumbles/Ball Lost	25/9	26/14
Touchdowns	28	57
Rushing	9	18
Passing	16	35
Returns	3	4

### Scoring

Team	Opponents
Team	80
Opponents	88

Scoring	TD	Ru	Rec	Ret	PAT	FG	S	Pts
Hanson	0	0	0	0	25/25	21/28	0	88
K. Smith	5	4	1	0	0	0	1	32
C. Johnson	5	0	5	0	0	0	0	30
Heller	3	0	3	0	0	0	0	18
B. Johnson	3	0	3	0	0	0	0	18
Delmas	2	0	0	2	0	0	0	14
Morris	2	2	0	0	0	0	0	14
Pettigrew	2	0	2	0	0	0	0	12
Stafford	2	2	0	0	0	0	0	12
Alston Brown 1 TD (1 Pa), 6 Pts; James 1 TD (1 Ret), 6 Pts; Northcutt 1 TD (1 Pa), 6 Pts; Stanton 1 TD (1 Ru), 6 Pts								
Team	28	9	16	3	25/25	21/28	2	262
Opponents	57	18	35	4	59/55	31/34	2	494

2-Pt Con: Morris, Team 1-3, Opp 1-2

Fum/Lost: Culpepper 4/0, Stafford 4/1, C. Johnson 3/2, K. Smith 3/2, Northcutt 2/1, D. Williams 2/1, Pearson 1/0, Fitzsimmons 1/1, Levy 1/0, Morris 1/0, Pearson 1/0, Pettigrew 1/0, Stanton 1/1

### Rushing

Team	Opponents
Team	217
Opponents	258

Rushing	Att	Yds	Avg	Lg	TD
K. Smith	217	747	3.4	31	4
Morris	93	384	4.1	64t	2
Brown	27	131	4.9	19	0
Stafford	20	108	5.4	21	2
Culpepper	18	91	5.1	32	0
C. Johnson	7	73	10.4	19	0
Felton	15	46	3.1	0	0
Stanton	9	33	3.7	11	1
D. Williams	1	4	4.0	4	0
Pearson	1	1	1.0	1	0
Figurs	1	-2	-2.0	2	0
Team	409	1616	4.0	64t	9
Opponents	458	2025	4.4	61	18

### Receiving

Team	Opponents
Team	67
Opponents	61

Team	Opponents
Team	371
Opponents	371

### Interceptions

Team	Opponents
Team	12
Opponents	9

Simpson 1-8; Levy 1-5; D. White 1-0

### Punting

Team	Opponents
Team	74
Opponents	66

### Punt Returns

Team	Opponents
Team	28
Opponents	41

### Kickoff Returns

Team	Opponents
Team	98
Opponents	98

### Field Goals

Team	Opponents
Team	0/0
Opponents	0/0

Hanson: (47G,24G)(30G,48G)(39G,26G)(35G)/44G, 46G,49N(34N,41G,50G)/48N,38G(31G)(54N,22G) (51N)(45N,22G)(54N,37G)(27G,38G)(42G,48G,32G), 31G,26G(41G)(37G,37G,24G,20G)(22G,35G)(44G,29G) Opp: (34B,39G)(26G,46G)(32G,23G)(46G,28G, 31G,26G)(41G)(37G,37G,24G,20G)(22G,35G)(44G,29G) (43N,20G,25G)(44G,39G,26G)(39G,26G)(48G)(33G, 39G,28G)(44G,26G,34G)

### Defense

Team	Opponents
Team	98
Opponents	98

### NFL Standings

NFC North	W	L	T	Pct	PF	PA	AFC East	W	L	T	Pct	PF	PA
Minnesota	12	4	0	.750	470	312	New England	10	6	0	.625	427	285
Green Bay	11	5	0	.688	451	297	Baltimore	9	7	0	.563	391	261
Chicago	7	9	0	.438	327	375	Miami	7	9	0	.438	360	390
DETROIT	2	14	0	.125	262	494	Buffalo	6	10	0	.375	258	326

NFC East	W	L	T	Pct	PF	PA	AFC North	W	L	T	Pct	PF	PA
Dallas	11	5	0	.688	361	250	Cincinnati	10	6	0	.625	305	291
Philadelphia	8	5	0	.600	429	317	Baltimore	9	7	0	.563	391	261
New York Giants	8	8	0	.500	402	427	Pittsburgh	9	7	0	.563	368	324
Washington	4	12	0	.250	266	336	Cleveland	5	11	0	.313	245	375

NFC South	W	L	T	Pct	PF	PA	AFC South	W	L	T	Pct	PF	PA
New Orleans	13	3	0	.813	510	341	Indianapolis	14	2	0	.875	416	307
Atlanta	9	7	0	.563	363	325	Houston	9	7	0	.563	368	324
Carolina	8	8	0	.500	315	308	Tennessee	8	8	0	.500	354	403
Tampa Bay	3	13	0	.188	244	400	Jacksonville	7	9	0	.438	290	380

NFC West	W	L	T	Pct	PF	PA	AFC West	W	L	T	Pct	PF	PA
Arizona	10	6	0	.625	375	325	San Diego	13	3	0	.813	454	320
San Francisco	8	8	0	.500	330	281	Denver	8	8	0	.500	326	324
Seattle	5	11	0	.313	280	390	Oakland	5	11	0	.313	197	379
St. Louis	5	10	0	.333	175	436	Kansas City	4	12	0	.250	294	424

Dal defeated Phi, 34-14, and Arz defeated GB 51-45 (in an NFC wild card. ND defeated Arz, 45-14, and Min defeated Dal 34-3 in AFC divisional playoffs. ND defeated Min, 31-28 (ot) for NFC title. NYJ defeated Cin, 24-14, and Bal defeated NE, 33-14, in AFC wild card. Ind defeated Bal, 20-3, and NYJ defeated SD, 17-14, in AFC divisional playoffs. In defeated NYJ, 30-17, for AFC title. ND defeated Ind, 31-17, in SB XLV.

IN 2009: Michael Jackson dies of a heart attack in his California home. Known as the "King of Pop," Jackson reclaimed his throne as the year's top-selling artist with 8.2 million albums sold in 2009.

***2011 DETROIT LIONS***

HISTORY BOOK







## ***A BRIEF HISTORY OF THE LIONS***

Detroit welcomed the Lions in 1934, but it was not the area's first look at professional football. In 1920, the Detroit Herald's were a charter member of the American Professional Football Association, which was the original name of the present NFL, but the club folded after two years. The Detroit Panthers appeared in 1925, but also folded after two seasons. In 1928, the Detroit Wolverines were formed, but they failed after just one year.

In 1930, the then-10-year-old National Football League added a franchise from Portsmouth, Ohio, called the Spartans. After four seasons, the team was purchased for \$7,952.08 by a group headed by Detroit radio executive George A. Richards and moved to the Motor City.

Playing in the University of Detroit Stadium before crowds that averaged 16,000, the new Detroit Lions won the NFL Championship in only their second year (1935). Under the leadership of Coach "Potsy" Clark and stars like Hall of Famer "Dutch" Clark, Ernie Caddel, George Christensen, "Ace" Gutowsky, Glenn Presnell and "Ox" Emerson, the early Lions established pro football in Detroit.

In 1940, Chicagoan Fred Mandel bought the club. Lions' stars of that era included Hall of Famers Bill Dudley and Alex Wojciechowicz, John Green, Byron "Whizzer" White, Frank Sinkwich and "Camp" Wilson. The team was sold eight years later to a group of local businessmen under the leadership of Edwin J. Anderson. The Detroit syndicate controlled the club until 1964, when William Clay Ford became the sole owner for a price of \$4.5 million.

The Lions dominated the NFL in the 1950s with four division titles and three league championships. Under the direction of head coach Buddy Parker, the team won back-to-back world crowns in 1952-53, defeating Cleveland on both occasions. Stars of those powerful teams were Hall of Famers Bobby Layne, Jack Christensen, Doak Walker and Lou Creekmur, as well as Les Bingaman, Cloyce Box, Leon Hart and Bob Hoernschmeyer. The Detroit-Cleveland battles of the era were classic confrontations between two giants of the blossoming NFL.

Since their last title in 1957 under the coaching of George Wilson, the Lions have continued searching for the league's top spot. Such performers as Joe Schmidt, Yale Lary, Dick "Night Train" Lane, John Henry Johnson and Lem Barney have been elected to the Hall of Fame. Outstanding players such as Wayne Walker, Mike Lucci, Nick Pietrosante, Roger Brown, Terry Barr, Mel Farr, Charlie Sanders, Dexter Bussey, Billy Sims and Doug English have also taken their places in the annals of pro football in Detroit.

In 1967, Schmidt began the first of six seasons as head coach of

the Lions. His 1970 team made the playoffs, (first postseason trip since '57) but lost in the first round to Dallas by the baseball-like score of 5-0.

Prior to the 1975 season, the Lions moved into a new, domed stadium in Pontiac, Mich., a suburb located 30 miles north of Detroit. The Silverdome was, at one time, the world's largest air-supported domed structure and seated over 80,000 spectators under a fiberglass roof.

Monte Clark took control of all football operations as head coach in 1978. Under Clark's direction, the Lions narrowly missed playoff berths in 1980-81, before qualifying in 1982 — the Lions' first playoff appearance since 1970. Detroit captured the NFC Central Division crown in 1983, but stumbled in the first round of the playoffs with a 24-23 loss at San Francisco.

Darryl Rogers took over for Clark in 1985 but was replaced on an interim basis by his defensive coordinator Wayne Fontes in November 1988 after Rogers' teams had posted a combined 18-40 record. Fontes was officially named the franchise's 18th head coach on December 22, 1988.

The Lions "Restored the Roar" in 1991, winning a franchise-record 12 regular season games. Riding a tide of emotion after guard Mike Uteley's paralyzing neck injury, Detroit defeated Dallas, 38-6, in the Lions' first Silverdome playoff contest. The victory gave the Lions a berth in the NFC Championship Game, where Detroit fell to the eventual Super Bowl Champion Washington Redskins.


The Lions finished 10-6 in 1993 en route to capturing the NFC Central Division title, and earned a Wild Card playoff bid in 1994. The 1995 Lions featured the NFL's top-rated offense and won their final seven games to earn a third straight playoff berth. Herman Moore set an NFL record with 123 catches, and he and Brett Perriman became the first teammates to each total over 100 catches in the same season. The receiver tandem also set the NFL record for most receiving yards in a season. Quarterback Scott Mitchell set team passing records for yards (4,338), completions (346) and touchdowns (32).

In 1996, running back Barry Sanders captured his third NFL rushing title with a dramatic 175-yard outburst on the final Monday night of the season in San Francisco. The Lions, however, finished a disappointing 5-11 in '96 and following the season, Fontes was replaced as head coach by former San Diego Chargers' head coach, Bobby Ross. Fontes, who was the head coach for more than eight



## **GRIDIRON HEROES...**

As the new pro football franchise took root in Detroit, owner G.A. Richards called for an original fight song to be written for the Lions. In the late 1930s, Wayne State University director of bands Graham T. Overgard, who was also the Lions' director of entertainment, penned the lyrics and music for "Gridiron Heroes—The Victory Song of the Detroit Lions." The sound of "Gridiron Heroes" has become one of the NFL's oldest and most popular songs today, and it is still played after each Lions' score.



*(Verse) Hail the colors Blue and Silver let them wave.  
Sing the song and cheer the Gridiron Heroes brave,  
Fighting for fame, winning the game.  
Dashing to victory as they go.  
(Chorus) Forward down the field,  
A charging team that will not yield.  
And when the Blue and Silver wave,  
Stand and cheer the brave.  
Rah, Rah, Rah!  
Go hard win the game.  
With honor you will keep your fame  
Down the field and gain, A Lion victory!*



On January 16, 2009, Lions President Tom Lewand and General Manager Martin Mayhew introduced the Lions' new head coach, Jim Schwartz, at a press conference held at Ford Field.

full seasons, finished his career as the team's all-time leader among head coaches in both wins (67) and games coached (138).

Ross was named the 19th head coach in team history January 13, 1997, and led the club back to the playoffs in his inaugural year at the helm with a 9-7 record. That season, Sanders, who was inducted into the Hall of Fame in August 2004, continued his storybook career by becoming only the third player in league history to record 2,000 yards rushing in a single-season (2,053) and he reeled off an NFL record 14 consecutive 100-yard outings to finish the season.

The Lions closed out the 1990s reaching the playoffs for the sixth time in the 10-year span, which is a franchise record for playoff appearances during a decade. Detroit's playoff berth in 1999 marked the second time in Ross' first three years as head coach that he led the Lions into the postseason. The last Lions' head coach to accomplish that feat was Buddy Parker in 1952-53 during his second and third seasons at the helm.

After playing nine games into the 2000 season and compiling a 5-4 record, Ross abruptly resigned as head coach November 6 and was immediately replaced by Gary Moeller. Moeller guided the team to a 4-3 record over the last seven games, but narrowly missed the playoffs with a loss to the Chicago Bears in the season finale. Following the season, William Clay Ford named Matt Millen president and CEO, and he assumed control over team operations. On January 25, 2001 Gary Moeller was replaced as head coach by former San Francisco 49ers offensive coordinator Marty Mornhinweg.

On April 1, 2002, Detroit relocated the team's day-to-day operations into the new \$36 million Headquarters and Training Facility in Allen Park. The new complex features outdoor and indoor practice fields, spacious training and meeting rooms and even the team's own broadcast studio.

A new era in Lions' history dawned as Ford Field, the team's \$500 million downtown Detroit stadium, opened its doors in August 2002.

The 65,000-seat stadium sparked as its retro and innovative features glistened in the national spotlight as the premiere sports and entertainment complex. The Lions played the first game at Ford Field August 24, 2002 in a preseason tilt against the Pittsburgh Steelers. The inaugural regular season game was played between the Lions and the Green Bay Packers September 22, 2002.

In January 2003, Mornhinweg was fired after two seasons and former San Francisco 49ers Head Coach Steve Mariucci was tabbed the new Lions' head coach February 4.

For the first time since the Lions placed the Leaping Lion logo on the players' helmets in 1961, Detroit announced a major addition to the team's uniform on April 23, 2003. The Lions' classic uniform now features black trim on the logo, jerseys and pants, along with black shoes and black facemasks. In April 2005, the team introduced an alternate black jersey that would be worn through 2007.

On November 28, 2005, Steve Mariucci was relieved of his duties as head coach and defensive coordinator Dick Jauron was named interim head coach for the remaining five games.

In 2006, the Lions hired Rod Marinelli as the team's 24th head coach, a position he would hold through 2008.

In 2008, the Lions commemorated the franchise's 75th season in Detroit. Just a handful of NFL teams have been around as long as the Lions, a franchise that spans several generations of fans over the years. Detroit has called three different stadiums home with nearly 1,400 players seeing action on a given gameday and numerous coaches strolling the sideline. That history is rich with great players who have donned the uniform -- the Lions are one of only nine teams to have at least 18 Pro Football Hall of Fame players don their respective uniforms -- and with traditions like the "Honolulu Blue and Silver", the leaping Lion logo, the "Roaring 20's" and the team's annual Thanksgiving Tradition.

With 77 years now in the rear-view mirror, Detroit is surging ahead in a new era of Lions football. In 2009, for the first time in team history, the team entered the season with a new president, Tom Lewand, a new general manager, Martin Mayhew, and a new head coach, Jim Schwartz, hired January 16, 2009. Together, they have been the driving force for the team's success on and off the field. In that same year, the Lions introduced a new logo and new brand, along with new team uniforms that features the first significant change to the Lions logo since it was introduced in 1961.

In 2011, the franchise is led by ownership determined to deliver a winning team to the fans of Detroit, and the Lions are moving forward in this endeavor with strong leadership and a resolve to build a winner.

## HOMES OF THE DETROIT LIONS

STADIUM.....	YEARS
Spartan Stadium (Portsmouth, Ohio).....	1930-33
University of Detroit Stadium.....	1934-37
Briggs Stadium (later named Tiger Stadium).....	1938-74
Pontiac Silverdome.....	1975-01
Ford Field .....	2002-

## SIGNIFICANT DATES IN LIONS HISTORY



June 30, 1934	George A. Richards heads group that purchases Portsmouth (Ohio) Spartans for \$7,952.08 and moves team to Detroit.	Aug. 23, 1975	Lions play the first game in their new home, Pontiac Metropolitan Stadium (later renamed Pontiac Silverdome).
Sept. 23, 1934	Lions play first NFL game, beat New York Giants 9-0 at University of Detroit Stadium before 12,000.	Oct. 4, 1976	Forzano resigns as head coach.
Nov. 25, 1934	Lions suffer first defeat, 3-0 to Green Bay, after winning 10 straight games, including seven consecutive shutouts.	Oct. 5, 1976	Tommy Hudspeth named interim head coach.
Nov. 29, 1934	Lions play first of traditional Thanksgiving Day home games, losing to the Bears, 19-16, before 26,000.	Feb. 9, 1977	Hudspeth named head coach.
Dec. 9, 1935	Lions defeat New York Giants, 26-7, for first Championship.	Jan. 11, 1978	Monte Clark named head coach and director of football operations.
Sept. 9, 1938	Detroit defeats Pittsburgh, 16-7, in the first game played at the Lions' new home, Briggs (later renamed Tiger) Stadium.	Apr. 29, 1980	Lions choose Oklahoma's Billy Sims with the first overall pick in the NFL draft.
Nov. 24, 1940	Finishing the season with 514 yards, Byron "Whizzer" White becomes the first Lion to claim the NFL rushing title.	Jan. 8, 1983	Detroit qualifies for first playoff appearance in 12 seasons, but loses 31-7, at Washington. The Redskins went on to win Super Bowl XVII.
Feb. 10, 1943	Gus Dorais named head coach of Lions, after a successful tenure at the University of Detroit.	Dec. 31, 1983	After claiming club's first NFC Central title, a last-second field goal attempt fails as Detroit drops a 24-23 playoff game at San Francisco.
Jan. 15, 1948	Syndicate headed by Edwin J. Anderson purchases Detroit franchise for \$165,000 and names "Bo" McMillin general manager and head coach.	Dec. 19, 1984	Monte Clark and his coaching staff are released.
Dec. 2, 1949	Anderson elected president of Lions.	Feb. 6, 1985	Darryl Rogers named head coach after a successful 20-year college coaching career.
Dec. 20, 1950	"Buddy" Parker succeeds McMillin as head coach.	Nov. 13, 1988	Darryl Rogers released from his duties as head coach.
Dec. 21, 1952	Lions defeat Los Angeles Rams, 31-21, for NFL's National Conference title.	Nov. 14, 1988	Defensive coordinator Wayne Fontes named interim head coach.
Dec. 28, 1952	Lions win first championship since 1935 with a 17-7 victory over the Browns in Cleveland before 50,934.	Dec. 22, 1988	Fontes named head coach.
Dec. 27, 1953	Detroit wins second straight championship with a 17-16 decision over Cleveland in Detroit before 54,577.	Dec. 26, 1989	General Manager Russ Thomas retires.
Aug. 12, 1957	Parker resigns suddenly as head coach and assistant coach George Wilson succeeds him the next day.	Dec. 27, 1989	Chuck Schmidt is named Executive Vice-President and Chief Operating Officer.
Dec. 28, 1957	Detroit claims fourth championship on 59-14 victory over Cleveland before 55,263 in Detroit.	Nov. 17, 1991	Guard Mike Utley suffers paralyzing neck injury in Detroit's 21-10 win over the Rams. His "Thumbs Up" sign as he was carried from the field inspires his teammates to win their next six games.
Jan. 23, 1961	William Clay Ford elected president of Lions.	Dec. 22, 1991	Lions finish regular season with 12 wins (most in franchise history) and claim the NFC Central Championship, Detroit's first division title since 1983.
Sept. 7, 1963	Former Lions' great Earl "Dutch" Clark becomes a charter member of the new Professional Football Hall of Fame.	Jan. 5, 1992	Lions host first playoff game in the Silverdome and first home playoff game since 1957. Detroit defeats Dallas, 38-6, for the team's first playoff win since 1957.
Jan. 10, 1964	William Clay Ford takes over as Lions' sole owner after purchasing franchise for \$4.5 million.	Jan. 12, 1992	Lions make their first appearance in NFC Championship Game, losing to the Redskins, 41-10, in Washington.
Jan. 7, 1965	Harry Gilmer appointed head coach, replacing George Wilson.	Nov. 22, 1992	Barry Sanders becomes the Lions' all-time leading rusher, surpassing Billy Sims' record of 5,106 career yards.
Mar. 10, 1966	After 13 seasons, Joe Schmidt retires to become Lions' linebacker coach.	Jan. 2, 1994	Lions clinch NFC Central Division championship for the second time in three years with a 30-20 victory over Green Bay in the Silverdome.
Jan. 11, 1967	Schmidt named Lions' head coach, succeeding Gilmer.	Oct. 23, 1994	Mel Gray becomes the all-time NFL leader in kickoff return yards.
Dec. 26, 1970	Lions edged by Dallas, 5-0, in first playoff game since 1957.	Nov. 13, 1994	Barry Sanders runs for a club-record 237 yards on 26 carries in Detroit's 14-9 win over Tampa Bay at the Silverdome. He would finish the season with a then-Lions' record of 1,883 yards.
Oct. 24, 1971	Wide receiver Chuck Hughes dies on field during game after suffering a heart attack.	Dec. 31, 1994	In Detroit's third playoff appearance in four seasons, the Lions drop a 16-12 Wild Card contest at Green Bay.
Dec. 17, 1972	Linebacker Wayne Walker plays in his Detroit-record 200th game with the Lions, a 34-17 win against the Los Angeles Rams.	Feb. 15, 1995	William Clay Ford, Jr. named Lions Vice-Chairman.
Jan. 12, 1973	Schmidt resigns as head coach.	Dec. 10, 1995	Quarterback Scott Mitchell breaks Bobby Layne's 44-year-old club record for most touchdown passes in a season (26). Mitchell ends the year with 32 touchdown passes.
Jan. 26, 1973	Don McCafferty named Lions' head coach.		
July 28, 1973	Joe Schmidt, former Lions linebacker and head coach, is enshrined in the Pro Football Hall of Fame.		
July 28, 1974	McCafferty dies of heart attack.		
Aug. 3, 1974	Rick Forzano named Lions' head coach.		

## NAMING THE LIONS

When the team moved to Detroit from Portsmouth, Ohio in 1934, the organization settled on the name that would be uttered in Detroit and all around the league to this very day. After deciding to be known as the Lions, (staying consistent with the jungle cat image of the city's baseball team, the Tigers) two Lion cubs were given to the team by John Millen of the Detroit Zoo. Their names were "Grid" and "Iron." They accompanied the team to all of their games. The previous Detroit professional football teams were known as the Heralds, Panthers and the Wolverines.



GRID AND IRON, DETROIT LIONS MASCOTS.



Only a handful of great teams over the years in the NFL can claim the title of *dynasty*. One of those great teams was the Detroit Lions in the 1950s when the franchise captured world championships three times in a six-year span. Winning three championships in six years has occurred only nine times by eight different teams in the history of the NFL. Detroit won back-to-back titles in 1952 and 1953 and became the third team since the beginning of NFL Championship games in 1933 to win championships in consecutive years. Overall since '33, back-to-back titles has occurred just 15 times. Including 1954, the Lions appeared in the NFL title game four times in a six-year period. Above are images of the game program covers from the team's championship seasons in the 1950s.

Dec. 17, 1995	Receivers Herman Moore and Brett Perriman set NFL record for most catches and receiving yards by teammates in a season.	Sept. 7, 2003	placed on the helmet in 1961. The new uniform now features black trim on the helmet, jerseys and pants, black shoes and black facemasks.
Dec. 23, 1995	Herman Moore sets NFL record with 123 catches in a season.	Jan. 31, 2004	Lions defeat the Arizona Cardinals 42-24 at Ford Field in Head Coach Steve Mariucci's Detroit debut.
Dec. 30, 1995	The Lions play in their third straight wild card playoff game, losing 58-37 at Philadelphia.	Aug. 7, 2004	Barry Sanders selected as a member of the Pro Football Hall of Fame Class of 2004.
July 27, 1996	Former lineman Lou Creekmur is enshrined in the Pro Football Hall of Fame.	Nov. 7, 2004	Barry Sanders officially enshrined in the Pro Football Hall of Fame in a ceremony held in Canton, Ohio.
Dec. 26, 1996	Wayne Fontes and his coaching staff are dismissed.	Nov. 28, 2005	Jason Hanson plays in his 201st career game as a Lion, and breaks Wayne Walker's all-time franchise record for career games played.
Jan. 13, 1997	Bobby Ross named head coach.	Jan. 19, 2006	Steve Mariucci is dismissed as head coach and defensive coordinator Dick Jauron is named interim head coach.
Dec. 21, 1997	Barry Sanders becomes only the third player in league history to rush for over 2,000 yards in a season. He rushes for 184 yards in the final game to push his season total to 2,053 yards, the second-highest seasonal tally in NFL history.	Dec. 31, 2006	Rod Marinelli is named head coach.
Dec. 28, 1997	The Lions play their fourth playoff game in five years, losing a wild card outing at Tampa Bay, 20-10.	Feb. 3, 2007	Jon Kitna becomes second quarterback in team history to throw for 4,000 yards in a single season.
Dec. 20, 1998	Herman Moore becomes the fastest player in NFL history to record 600 career receptions.	Aug. 4, 2007	Charlie Sanders is selected as a member of the Pro Football Hall of Fame Class of 2007.
July 28, 1999	Barry Sanders announces his retirement from the NFL one day prior to the opening of training camp.	Dec. 30, 2007	Charlie Sanders is officially enshrined in the Pro Football Hall of Fame in a ceremony held in Canton, Ohio.
Nov. 16, 1999	Lions host groundbreaking ceremony "From the Ground Up" at the Old Hudson's Warehouse building in downtown Detroit to unveil renderings and officially announce the name of their new stadium, Ford Field.	Sept. 24, 2008	Jon Kitna reaches 4,068 passing yards on the season becoming the first quarterback in team history to record back-to-back 4,000-yards seasons and the first to do it twice in their career as a Lions passer.
Jan. 8, 2000	Lions reach the playoffs for the second time in three years under Bobby Ross, losing a wild card contest at Washington 27-13.	Nov. 9, 2008	Matt Millen is dismissed as President and CEO. Team honors 75th Season All-Time team, 36 of the greatest players in team history, during weekend activities.
Nov. 6, 2000	Bobby Ross resigns as head coach following nine games and Gary Moeller is named Head Coach.	Dec. 14, 2008	Jason Hanson connects on 51-yard field goal at Indianapolis to set NFL record for most 50-yard field goals in a career.
Jan. 9, 2001	Matt Millen is hired as President and CEO and assumes control of team operations. Chuck Schmidt resigns as Executive Vice President and Chief Operating Officer.	Dec. 29, 2008	Tom Lewand is named President and Martin Mayhew is named General Manager.
Jan. 24, 2001	Gary Moeller and his coaching staff are dismissed.	Jan. 16, 2009	Jim Schwartz named head coach.
Jan. 25, 2001	Marty Mornhinweg is named head coach.	Apr. 20, 2009	President Tom Lewand introduces the team's new comprehensive brand that includes a new Lions logo, logotype and new proprietary font. Along with the new brand, the Lions unveiled new home and road uniforms.
Jan. 6, 2002	Lions defeat the Dallas Cowboys 15-10 in their final game played at the Pontiac Silverdome.	Apr. 25, 2009	Lions select Georgia QB Matthew Stafford with the first overall pick in the NFL Draft.
April 1, 2002	Lions' front office moves from the Silverdome to the team's new Headquarters and Training Facility in Allen Park.	Feb. 6, 2010	Dick LeBeau is selected as a member of the Pro Football Hall of Fame Class of 2010. LeBeau becomes the 18th player in Lions history elected for the Hall of Fame.
Aug. 24, 2002	Lions play first game at Ford Field, dropping an exhibition contest 34-22 to the Pittsburgh Steelers.	Feb. 4, 2011	Rookie DT Ndamukong Suh named AP Defensive Rookie of the Year. Suh was also named All-Pro and voted as a starter in the Pro Bowl.
Sept. 22, 2002	Inaugural game at Ford Field is played as the Lions fall to the Green Bay Packers 37-31.		
Nov. 28, 2002	Lions host New England Patriots at Ford Field in first Thanksgiving Day game played in downtown Detroit since 1974.		
Jan. 28, 2003	Marty Mornhinweg is dismissed as head coach.		
Feb. 4, 2003	Steve Mariucci named head coach.		
April 24, 2003	Lions introduce first major addition to the team's classic uniform since the Leaping Lion logo was		



## LIONS THANKSGIVING DAY TRADITION



It was, legend says, a typically colorful, probably chilly, November day in 1622 that Pilgrims and Native Americans celebrated the new world's bounty with a sumptuous feast.

They sat together at Plymouth Plantation (they spelled it Plimouth) in Massachusetts, gave thanks for the goodness set before them, then dined on pumpkin pie, sweet potatoes, maize, cranberry sauce, turkey and who knows what else.

Actually, fish was just as predominant a staple. And history books say pumpkin pie really debuted a year later. But regardless of the accuracy of the details, that's how Thanksgiving Day is seen by Americans -- except Detroiters.

They may have most of the same images as everyone else, but with a new twist that began in 1934.

That's when Detroiters and their outstate Michigan compatriots found themselves at the dawn of an unplanned behavior modification, courtesy of George A. "Dick" Richards, owner of the city's new entry in the National Football League: The Detroit Lions.

**Larry Paladino, Lions Pride, 1993**

Four generations of Detroiters have been a proud part of the American celebration of Thanksgiving. The relationship between Detroit and Thanksgiving dates back to 1934 when owner G.A. Richards scheduled a holiday contest between his first-year Lions and the Chicago Bears. Some 77 years later, fans throughout the State of Michigan have transformed an annual holiday event into the single greatest tradition in the history of American professional team sports. Indeed, if **football** is America's passion, **Thanksgiving football** is Detroit's passion.

The game was the brainchild of Richards, the first owner of the Detroit Lions. Richards had purchased the team in 1934 and moved the club from Portsmouth, Ohio to the Motor City. The Lions were the new kids in town and had taken a backseat to the baseball Tigers. Despite the fact the Lions had lost only one game prior to Thanksgiving in 1934, the season's largest crowd had been just 15,000.

The opponent that day in 1934 was the undefeated, defending World Champion Chicago Bears of George Halas. The game would determine the champion of the Western Division. Richards had convinced the NBC Radio Network to carry the game coast-to-coast (94 stations) and additionally, an estimated 26,000 fans jammed into the University of Detroit Stadium while thousands more disappointed fans were turned away.

In 2009, the Lions Thanksgiving Day game against Green Bay marked the NFL's 75th anniversary of the first NFL national game broadcast. Graham McNamee was the announcer for NBC Radio for that historic game in 1934.

Despite two Ace Gutowosky touchdowns, the Bears won the inaugural game 19-16, but a classic was born. Since 1934, 71 games have been played with the Lions holding a 33-36-2 (.478) record in the series. And each game, in its own way, continues to bring back memories of Thanksgiving, not only to Lions fans, but to football fans across the nation.

The Detroit Lions 72nd Thanksgiving Day Classic will feature the Lions hosting the Green Bay Packers Thursday, November 24. This year, the Lions will host the Green Bay Packers for the 20th time in the annual Turkey Day tilt. The Lions have played Green Bay more than any other opponent in the Thanksgiving Day series.

For 13 consecutive years from 1951-63, the Lions and Packers met on Thanksgiving, with the Lions claiming a 9-3-1 record during that

span. The Lions-Packers turkey day tilt marks the fifth time since 2001 that the two teams will play in Detroit on Thanksgiving and the fourth at Ford Field.

### THANKSGIVING DAY FACTS

- The series began with a 19-16 loss to the Chicago Bears on November 29, 1934.
- A total of 71 games have been played with the Lions owning a 33-36-2 record in the annual holiday classic.
- More than 3.9 million fans have witnessed the Lions' 71 Thanksgiving Day games. The total attendance for the first 71 games is 3,982,992, an average of 56,098 fans per Thanksgiving game.
- The Lions have played 23 different teams since the first Thanksgiving Day game. The most common opponent has been the Green Bay Packers, who the Lions played in 2009 for the 19th time in the Thanksgiving series. Their second most common opponent is the Chicago Bears (15 times).
- **In 2011, the Lions will once again face the Green Bay Packers, which will mark the 20th time in the history of the holiday classic that these two division rivals will meet. The Lions hold an 11-7-1 (.611) edge in the series.**
- The two highest scoring games were a 44-40 Packers' win in 1986 and a 52-35 Detroit romp over Green Bay in 1951.
- The lowest scoring game was a 12-0 Philadelphia win in the 1968 "Mud Bowl."
- Ten games in the Thanksgiving Day series has a game been decided by three points or less, with the Lions' record standing at 4-4-2 in those meetings.
- The most lopsided game was a 45-3 Lions win over Pittsburgh in 1983.
- Seven shutouts have been recorded, but only one by the Lions (20-0 over the Bears in 1979).
- Two Thanksgiving Day games have gone into overtime. The first came in 1980 when the Bears' David Williams returned the opening kickoff of OT for a 95-yard touchdown. At the time, the game marked the shortest overtime game in NFL history (21 seconds). The most recent overtime game occurred in 1998 when the Lions defeated the Steelers 19-16 on a 42-yard Jason Hanson field goal in a game that will be remembered for the controversial coin toss before overtime began.

### THANKSGIVING RESULTS

Year	Opponent	Result	Att	Record	W	L	T
1934	Chicago Bears	L	16-19	26,000	10	3	0
1935	Chicago Bears	W	14-2	18,000	7	3	2
1936	Chicago Bears	W	13-7	22,000	8	4	0
1937	Chicago Bears	L	0-13	24,173	7	4	0
1938	Chicago Bears	W	14-7	26,200	7	4	0
1939	Series Interrupted During World War II						
1940	Series Interrupted During World War II						
1941	Series Interrupted During World War II						
1942	Series Interrupted During World War II						
1943	Series Interrupted During World War II						
1944	Series Interrupted During World War II						
1945	Cleveland Rams	L	21-28	40,017	7	3	0
1946	Boston	L	10-34	13,010	1	10	0
1947	Chicago Bears	L	14-34	27,214	3	9	0
1948	Chicago Cardinals	L	14-28	22,099	2	10	0
1949	Chicago Bears	L	7-28	22,912	4	8	0
1950	New York Yanks	W	49-14	28,000	6	6	0
1951	Green Bay	W	52-35	32,247	7	4	1
1952	Green Bay	W	48-24	39,101	9	3	0
1953	Green Bay	W	34-15	52,547	10	2	0
1954	Green Bay	W	28-24	55,532	9	2	1
1955	Green Bay	W	24-10	51,685	3	9	0
1956	Green Bay	L	20-24	54,087	9	3	0
1957	Green Bay	W	18-6	54,301	8	4	0
1958	Green Bay	W	24-27	50,971	4	7	1
1959	Green Bay	L	17-24	49,211	4	3	1
1960	Green Bay	W	23-10	54,123	7	5	0
1961	Green Bay	L	9-17	55,662	8	5	1
1962	Green Bay	W	26-14	57,598	11	3	0
1963	Green Bay	T	13-13	54,016	5	8	1
1964	Chicago	W	24-27	52,231	5	7	2
1965	Baltimore	T	24-24	55,036	6	7	1
1966	San Francisco	L	14-41	53,189	4	9	1
1967	L.A. Rams	L	7-31	54,389	5	7	2
1968	Philadelphia	L	0-12	47,909	4	8	2
1969	Minnesota	L	0-27	57,906	9	4	1
1970	Oakland	W	28-14	56,597	10	4	0
1971	Kansas City	W	32-21	54,418	7	6	1
1972	New York Jets	W	37-20	54,418	8	5	1
1973	Washington	L	0-20	54,418	6	7	1
1974	Denver	L	27-31	53,314	7	7	0
1975	L.A. Rams	L	0-20	69,552	7	7	0
1976	Buffalo	W	27-14	66,075	6	8	0
1977	Chicago	L	14-31	71,733	6	8	0



1978	Denver	W	17-14	71,785	7	9	0
1979	Chicago	W	20-0	66,219	2	14	0
1980	Chicago	L	17-23(ot)	75,397	9	7	0
1981	Kansas City	W	27-10	76,735	8	8	0
1982	New York Giants	L	6-13	64,348	4	5	0
1983	Pittsburgh	W	45-3	77,724	9	7	0
1984	Green Bay	W	31-28	63,696	4	11	1
1985	New York Jets	W	31-20	65,531	7	9	0
1986	Green Bay	L	40-44	61,199	5	11	0
1987	Kansas City	L	20-27	43,820	4	11	0
1988	Minnesota	L	0-23	46,479	4	12	0
1989	Cleveland	W	13-10	65,624	7	9	0
1990	Denver	W	40-27	73,896	6	10	0
1991	Chicago	W	16-6	78,879	12	4	0
1992	Houston	L	21-24	73,711	5	11	0
1993	Chicago	L	6-10	76,699	10	6	0
1994	Buffalo	W	35-21	75,672	9	7	0
1995	Minnesota	W	44-38	74,559	10	6	0
1996	Kansas City	L	24-28	75,079	5	11	0
1997	Chicago	W	55-20	77,904	9	7	0
1998	Pittsburgh	W	19-16(ot)	78,139	5	11	0
1999	Chicago	W	21-17	77,905	8	8	0
2000	New England	W	34-9	77,923	9	7	0
2001	Green Bay	L	17-29	77,730	2	14	0
2002	New England	L	12-20	62,109	3	13	0
2003	Green Bay	W	22-14	62,123	5	11	0
2004	Indianapolis	L	9-41	63,107	6	10	0
2005	Atlanta	L	7-27	63,390	5	11	0
2006	Miami	L	10-27	61,562	3	13	0
2007	Green Bay	L	26-37	63,257	7	9	0
2008	Tennessee	L	10-47	60,112	0	16	0
2009	Green Bay	L	12-34	57,383	2	14	0

## THANKSGIVING RECORDS VS. OPPONENTS

Team	G	W	L	T	Pct.	Field	Goal	Last Game
Arizona Cardinals	1	0	1	0	.000	0	0	11/25/48
Atlanta Falcons	1	0	1	0	.000	0	1	11/24/05
Boston Yanks	1	0	1	0	.000	0	0	11/28/46
Buffalo Bills	2	2	0	0	1.000	0	0	11/24/94
Chicago Bears	15	7	8	0	.467	0	0	11/25/99
Cleveland Browns	1	1	0	0	1.000	0	0	11/23/89
Denver Broncos	3	2	1	0	.667	0	0	11/22/00
Green Bay Packers	19	11	7	1	.611	1	2	11/26/09
Indianapolis Colts	2	0	1	1	.000	0	1	11/25/04
Kansas City Chiefs	4	2	2	0	.500	0	0	11/28/96
Miami Dolphins	1	0	1	0	.000	0	1	11/23/06
Minnesota Vikings	3	1	2	0	.333	0	0	11/23/95
New England Patriots	2	1	1	0	.500	1	0	11/28/02
New York Giants	1	0	1	0	.000	0	0	11/25/82
New York Jets	2	2	0	0	1.000	0	0	11/28/85
New York Yanks	1	1	0	0	1.000	0	0	11/23/50
Oakland Raiders	1	0	1	0	.000	0	0	11/26/70
Philadelphia Eagles	1	0	1	0	.000	0	0	11/28/68
Pittsburgh Steelers	2	2	0	0	1.000	0	0	11/26/98
St. Louis Rams	3	0	3	0	.000	0	0	11/27/75
San Francisco 49ers	1	0	1	0	.000	0	0	11/24/66
Tennessee Titans	2	0	2	0	.000	0	0	11/27/08
Washington Redskins	1	0	1	0	.000	1	0	11/22/73
<b>Totals</b>	<b>70</b>	<b>33</b>	<b>35</b>	<b>2</b>	<b>.485</b>	<b>1</b>	<b>7</b>	<b>11/26/09</b>

## THANKSGIVING RECORDS BY THE DECADES

Decade	G	W	L	T	Pct.
1930s	5	3	2	0	.600
1940s	5	0	5	0	.000
1950s	10	8	2	0	.800
1960s	10	2	6	2	.250
1970s	10	6	4	0	.600
1980s	10	5	5	0	.500
1990s	10	7	3	0	.700
2000s	10	2	8	0	.200
<b>Totals</b>	<b>70</b>	<b>33</b>	<b>35</b>	<b>2</b>	<b>.485</b>

(1939-44: Series Interrupted During WWII)

(Note: Prior to 1972, a team's winning pct. was calculated using wins and losses, disregarding ties. (Ex: Detroit's record in the 1960s was 2-6-2 and their winning pct. was .250, two wins/two ties + six losses). Since 1972, ties have been calculated in winning pct. as a half-a-win.

## THANKSGIVING INDIVIDUAL GAME RECORDS

### RUSHING

<b>Yards</b>				
Lions:	198	Bob Hoernschemeyer	11/23/50	NY
Opp:	273	O.J. Simpson	11/25/76	Buf
<b>Attempts</b>				
Lions:	28	Barry Sanders	11/23/89	Cle
Opp:	29	O.J. Simpson	11/25/76	Buf
<b>Touchdowns</b>				
Lions:	3	Barry Sanders	11/27/97	Chi
Opp:	3	Ed Podolak	11/25/71	KC

### PASSING

<b>Yards</b>				
Lions:	410	Scott Mitchell	11/23/95	Min
Opp:	384	Cody Carlson	11/26/92	Hou
	384	Warren Moon	11/23/95	Min
<b>Attempts</b>				
Lions:	46	Shaun Hill	11/25/10	NE
Opp:	47	Jim Harbaugh	11/28/91	Chi
	47	Warren Moon	11/23/95	Min

<b>Completions</b>				
Lions:	30	Scott Mitchell	11/23/95	Min
Opp:	31	Brett Favre	11/22/07	GB
<b>Touchdown Passes</b>				
Lions:	4	Bobby Layne	11/22/51	GB
	4	Eric Hipple	11/29/85	NYJ
	4	Scott Mitchell	11/23/95	Min
Opp:	6	Peyton Manning	11/25/04	Ind

### RECEIVING

<b>Yards</b>				
Lions:	153	Brett Perriman	11/23/95	Min
Opp:	303	Jim Benton	11/22/45	Cle
<b>Receptions</b>				
Lions:	12	Brett Perriman	11/23/95	Min
Opp:	12	Marvin Harrison	11/25/04	Ind
<b>Touchdowns</b>				
Lions:	3	Cloyce Box	11/23/50	NY
	3	Cloyce Box	11/27/52	GB
	3	Leonard Thompson	11/28/85	NYJ
Opp:	3	Bill Howton	11/27/52	GB
	3	Marvin Harrison	11/25/04	Ind
	3	Brandon Stokley	11/25/04	Ind

### RETURNS

<b>Return Touchdowns</b>				
Lions:	2	Jack Christiansen	11/22/51	GB (2 PR)
	2	Jack Christiansen	11/25/54	GB (1 PR, 1)
Opp:	1	MR. David Palmer	11/23/95	Min (1 PR)

### SCORING

<b>Extra Points</b>				
Lions:	7	Jason Hanson	11/27/97	Chi
	7	Doak Walker	11/23/50	NY
	7	Doak Walker	11/22/51	GB
Opp:	6	Shayne Graham	11/25/10	NE
<b>Field Goals</b>				
Lions:	5	Jason Hanson	11/27/03	GB
Opp:	4	Sam Baker	11/28/68	Phi
	4	Rob Bironas	11/27/08	Ten

### TOTAL TOUCHDOWNS

<b>Lions:</b>	3 (3 Ru)	Barry Sanders	11/27/97	Chi
	3 (3 Pa)	Cloyce Box	11/23/50	NY
	3 (3 Pa)	Cloyce Box	11/27/52	GB
	3 (3 Pa)	Leonard Thompson	11/28/85	NYJ
Opp:	3 (3 Pa)	Bill Howton	11/27/52	GB
	3 (3 Ru)	Ed Podolak	11/25/71	KC
	3 (2 Pa, 1 PR)	Walter Stanley	11/27/86	GB
	3 (3 Pa)	Marvin Harrison	11/24/04	Ind
	3 (3 Pa)	Brandon Stokley	11/24/04	Ind

### LONGEST PLAYS

<b>Rushing Play:</b>				
Lions:	96t	Bob Hoernschemeyer	11/23/50	NY
	48t	Floyd Reid	11/25/54	GB
Opp:	48t	O.J. Simpson	11/25/76	Buf

<b>Passing Play</b>				
Lions:	97t	B. Layne to C. Box	11/26/53	GB
Opp:	82t	T. Rote to M. McGee	11/25/54	GB

<b>Punt Return</b>				
Lions:	89t	Jack Christiansen	11/22/51	GB
Opp:	83t	Walter Stanley	11/27/86	GB

<b>Kickoff Return</b>				
Lions:	74	Aveilon Cason	11/22/06	GB
Opp:	95t	Dave Williams	11/27/80	Chi

<b>Interception Return</b>				
Lions:	102t	Bob Smith	11/24/49	NY
Opp:	97t	Lawrence Taylor	11/25/82	Chi

<b>Field Goal</b>				
Lions:	54	Jason Hanson	11/22/01	GB
Opp:	54	Nick Lowery	11/26/87	KC

MR: Several players, most recent



# DETROIT LIONS UNIFORM HISTORY



**1934-1947:** The first uniform donned by the Detroit Lions included a blue jersey with gleaming silver numerals, silver pants and a silver helmet. The shoes were black. The shade of blue used for the jersey became known as 'Honolulu' blue.

**1948:** Alvin 'Bo' McMillin joined the Lions after having success as a college coach at Indiana University. Soon after his arrival, McMillin changed the colors of the Lions' uniforms with the new colors resembling those of his Hoosier teams. The organization

retained Honolulu blue and silver as their official colors

- The jersey was scarlet with white numbers and the pants were white with a thin black stripe between two thin scarlet stripes. The helmets were black. All the players wore leather helmets that season due to the league's ban on plastic helmets.
- The team had a second, all-black uniform, which would be worn only for certain important games that McMillin particularly wished to win. The jersey was black with white numbers and the pants were black with a thin scarlet stripe between two thin white stripes.
- The two uniform sets ended up being worn in four different combinations (scarlet/white; black/black; scarlet/black; black/white).



**1949:** The Lions returned to wearing their Honolulu blue and silver uniforms at home but continued to wear combinations of the scarlet and white uniforms and the all-black uniforms on the road. The team changed the color of their helmet to blue and some players went back to wearing plastic helmets after the NFL lifted the ban on plastic headgear from the previous season.

**1950-55:** After wearing five different combinations of scarlet, white, black, silver and Honolulu blue in the previous two seasons, the Lions went back to wearing the traditional Honolulu blue and silver uniforms at home and on the road. For most of the 1950 season the team wore blue helmets but went back to wearing silver helmets for the 1951 season. During the early 50's, the NFL did not allow the Lions to wear

silver helmets for night games because of their resemblance to the white ball under the night lights. They spray-painted their helmets blue for night games. Also, in 1951, the Lions wore the Detroit 250th Anniversary patch on their left sleeve. The patch was also worn by the Red Wings and Tigers.

**1956:** This was the first season that the Lions added their uniform numbers to the arm sleeves. Some players, like Lions Hall of Fame LT Lou Creekmur, were unhappy with the change – claiming that it made it harder to get away with holding.

**1957-60:** The Lions began wearing separate colored uniforms on the road on a permanent basis in 1957. The jersey was white with three blue stripes, one thick between two thin stripes, on the sleeves. The numbers were blue and the helmet and pants remained silver.

- They wore a white jersey on at least one other occasion in a previous season. On October 24, 1954, the Lions wore a similar white uniform in a game at San Francisco which they lost, 37-31, to the 49ers.



**1961-67:** In 1961, William Clay Ford's first season as the team's president, there were some significant uniform changes. The helmet remained silver with a grey facemask but now had the leaping-lion logo as well as two vertical blue stripes running from the back to the front. The pants also had two vertical blue stripes. Three silver stripes, one thick between two thin, were added to the arm sleeves of the home jersey. The away jersey remained the same.



- During the mid-60s, many players cut off part of the sleeves—giving appearance of only one or two stripes.

**1968-69:** 1968 was the first year the Lions had a white stripe between the two blue stripes on the helmet. The Lions and the rest of the league wore the NFL 50th Anniversary patch on their left shoulder in 1969.

**1970-71:** Last names were added to the back of the players' jerseys in silver lettering and white trim was added to the Leaping Lion logo on the helmet in 1970.

- For the second half of the 1971 season, the Lions wore a black band, which was sewn over the thick stripe on the left sleeve on their home and away jerseys, in honor of wide receiver Chuck Hughes. Hughes died of a heart attack with 62 seconds remaining in the fourth quarter against the Chicago Bears on October 24, 1971.

**1972:** The Honolulu blue home jersey had white trim on the silver numerals and the white jerseys had silver trim on blue numerals for the first time in 1972. It was also the first year that there was a white, vertical stripe between the two blue stripes on the pants.

- The Lions tweaked the striping on the arm-sleeves for that season as well. The home jerseys had the one thick silver stripe between two thin white stripes and the away jersey had the one thick blue stripe between to thin silver stripes.

**1973-75:** Detroit changed back to the three silver stripes, one thick between two thin, on the sleeves of the Honolulu blue home jersey except now they had white trim. The away white jersey had three blue stripes, one thick between two thin, and they had silver trim.



- For the 1974 season, the Lions wore a black band, which was sewn over the thick stripe on the left sleeve of their home and away jerseys, in honor of Head Coach Don McCafferty who died of a heart attack during training camp.

- 1974 was also the season that the Lions started wearing white shoes.

**1976-79:** In 1976, the players' numbers were added to the back of the helmet.

**1980-81:** The Lions changed the dull silver stripes and trimming on their uniforms to a shimmering silver glitter. This only lasted two seasons because of complaints by other teams about the glare.

**1982-97:**

- **1982:** The Lions changed the color of the numbers on their home jerseys, making them white with silver trim.
- **1983:** The Lions wore a 50th Anniversary patch on their left shoulder. The Lions changed their facemask from silver/grey to Honolulu blue.
- **1991:** The team wore a patch honoring Russ Thomas, a former player and General Manager for the Lions, who had recently passed away. For their final seven games (five regular season, two postseason), each player had a white circle decal with a blue number '60.' on the back right side of the helmet, in honor of RG Mike Utley. Utley suffered a spinal cord injury in a game against the Los Angeles Rams on November 17, 1991. The small NFL shield was added to the 'V' of the neck.

- **1992:** They wore a black circle decal with a white number '65,' on the back right side of the helmet, in honor of LG Eric Andolsek, who was killed a few months prior to the season.
- **1993:** The Lions wore a 60th Anniversary patch on their left shoulder.
- **1994:** The Lions wore throwback jerseys for the 1994 season while the NFL was celebrating their 75th anniversary. This version of the uniform was intended to replicate the jersey worn by the Lions in 1935, which was the season that the team won their first world championship. Several players wore a black circle decal with a white number '50,' on the back right side of the helmet in honor of former Lions' LB Toby Caston.



**1998:** In what turned out to be Barry Sanders final season, the Lions changed their look on the road, wearing blue pants with a white stripe between two silver stripes.

**1999:** The Lions returned to wearing silver pants (with white stripe between two blue stripes) on the road.

**2000-02:** In 2000, the Lions moved the numbers that were on the



sleeves up to the shoulders.

- The Lions wore a patch commemorating the first game at Ford Field September 22, 2002 against the Green Bay Packers.

**2003:** The home jersey has a thick silver stripe between two thin blue stripes with white trim and two thin black stripes. The numbers are white with silver trim and outside black trim. The away jersey has a thick blue stripe between two thin silver stripes with white trim and two thin black stripes. The numbers on the away jersey are blue with silver trim and outside black trim.



The helmet has one vertical white stripe between two blue stripes and two thin black stripes on the outside. The Leaping Lion has white trim and outside black trim and the facemask is black.

The pants have one vertical thick white stripe between two blue stripes and two thin black stripes.

**2005:** The Lions introduced a new black alternate jersey featuring Honolulu Blue numbers with silver and white trim. The alternate jersey can be worn in as many as two regular season games and one preseason game.



**2008:** To commemorate the Detroit Lions 75th Season, the team wore a patch on the home and away jerseys. Additionally, the Lions wore the franchise's classic "throwback" uniform sans 75th Season patch for two



games.

#### LIONS COMPREHENSIVE BRAND

On April 20, 2009, the Detroit Lions unveiled a new comprehensive brand that includes a new logo and new uniforms. As part of the new comprehensive brand, the Lions also introduced a new logotype and a new proprietary font, "NFL Lions." The new logotype is additional imagery that presents the Lions brand and will be featured in such prominent places as the endzone marking at Ford Field. The classic Honolulu blue, white and black colors remain unchanged.

#### HOME HONOLULU BLUE JERSEYS

- Numerals were customized specifically for the Lions uniform.

They are Honolulu Blue, trimmed in silver and black.

- Above the new numerals is the new Lions logotype.
- On the collar, there are three trim lines of equal width, with two black trim lines outside a silver trim line.
- The sleeves are a new knit sleeve that features a wide silver trim, inside two smaller white trims and those all inside two black trims of equal width as the white trim. The new material is improved and more flexible for players. The trim is part of the knit-sleeve material, which was changed from the previous silk-screened sleeve.
- Numerals remain on the shoulders but are now in the customized Lions jersey numerals.
- Players' nameplates on the back of the uniform have slightly modified block letters from the previous block letter names on the back of the uniform.

#### ROAD WHITE JERSEYS

- The road jerseys are the traditional "road whites," with blue numerals trimmed in silver and black.
- On the road jerseys, the collar is in the same black and silver trim pattern as the home uniforms.
- Sleeves are of the same new knit-sleeve material that are on the new home uniforms. The trim on the sleeves includes a wide Honolulu blue trim, inside two smaller silver trims and those are all inside two black trims of equal width as the white trim.

#### HELMET

- The helmet now features the new logo on each side. It is the most significant change since the Lions logo was first placed on the team's helmet in 1961.
- The facemasks will remain black, but the new Lions logotype will be included on the front and the back of the helmet.
- At the top middle of the helmet, the striping pattern has been modified. Instead of a thick white stripe, two Honolulu blue stripes and a very thin black accent stripe, the helmet striping pattern is now a 5/8-inch Honolulu blue stripe, two 3/16-inch white stripes and two 3/16-inch black stripes. The striping pattern is the same striping pattern as the team's game pants.

#### PANTS AND GAME SOCKS

- The game pants will remain in the team's traditional silver. Like the striping pattern on the helmet, the pants vertical trim on the side of the legs are now a thick Honolulu blue stripe inside smaller white stripes, which are all inside black stripes that are the same width as the white stripes.
- The game socks, which are the same for the home and road uniforms, now have a 5/8-inch black stripe on the calf midline. The top half is Honolulu blue and the bottom half is white.



[illegible]

17	171	Key, DJ	B	Tulane	22	197	McEwen, Jack	B	Colorado
18	181	McWhorter, Jim	B	Alabama	23	207	Steiner, Roy	E	Alabama
19	194	LeForce, Clyde	B	Tulsa	24	217	Saurez, Joe	G	St Mary's (Calif.)
20	204	Gastronis, Mike	G	Georgia	25	227	McGee, Coy	B	Notre Dame
21	214	Currier, Ken	B	Wisconsin	26	237	Alexander, Phil	T	South Carolina
22	227	Verutti, Jack	B	St Mary's (Calif.)	27	247	Pizza, Frank	T	Toledo
23	237	Olsen, Ray	B	Tulane	28	257	Schutte, George	T	USC
24	260	Morrow, Russ	C	Tennessee	29	267	Pabalis, Tony	B	Central Michigan
25	270	Green, Stan	T	Oklahoma	30	277	McCurry, Bob	C	Central Michigan
26	270	Ivory, Bob	T	Detroit					
27	280	Taylor, Bell	G	Tulsa	<b>1949</b>				
28	293	Ciesla, Len	B	Creighton	1	2	Rauch, Johnny	QB	Georgia
29	303	Lopp, Frank	B	Wisconsin	2	12	Paneli, John	B	Notre Dame
30	313	Limont, Paul	E	Notre Dame	3	22	Kusserow, Lou	B	Columbia
31	321	Schadler, Ben	B	Northwestern	4	32	Sullivan, Joe	B	Dartmouth
32	326	Dorias, Tom	B	Detroit	5	42	Brodnax, George	E	Georgia
					6	52	Meinert, Bob	B	Oklahoma
<b>1946</b>					7		Choice to ChiC		
1	8	Dellastatious, Bill	B	Missouri	8		Choice to ChiB		
2	22	Thomas, Russ	T	Ohio State	9	82	Drazenovich, Chuck	B	Penn State
3	38	Harris, Dave	E	Wake Forest	10	92	Davis, Bill	B	Duke
4	47	Eddins, Joe	G	Auburn	11	102	Settembre, Ernie	T	Miami
5	58	Berezney, Pete	T	Notre Dame	12	112	Boteler, Virgil	C	New Mexico
6	67	DeCoursey, Keith	B	Washington	13	122	Russas, Al	E	Tennessee
7	78	Hedges, Bill	T	West Texas State	14	132	Panter, Dale	T	Utah State
8	87	Dixon, Thornton	T	Ohio State	15	142	Pifferini, Bob	B	San Jose State
9	98	Stevens, Bob	B	Oregon State	16	152	Merril, Kimball	C	BYU
10	107	Farris, Pat	T	Texas Tech	17	162	Thiopen, Zealand	B	Vanderbilt
11	118	Copoulos, Paul	B	Marquette	18	172	Wehr, Bill	B	Denison
12	127	Irbly, Ty	B	Auburn	19	182	Triplett, Wally	T	Penn State
13	138	Thrash, Pat	B	South Carolina	20	192	Romano, Joe	B	North Carolina
14	147	Mote, Kelly	E	Duke	21	202	Linninger, Jack	T	Ohio State
15	158	Scruggs, Bill	B	Rice	22	212	Tobler, Gil	B	Utah
16	167	Wall, Ben	B	Central Michigan	23	222	Patterson, RB	G	Mississippi State
17	178	Kispert, Merlin	B	Minnesota	24	232	Clark, Oswald	E	Michigan
18	187	Malmberg, Don	T	UCLA	25	242	Cowan, Les	E	McMurry
19	198	Maloney, Norm	E	Purdue					
20	207	Simmons, Jack	T	Detroit	<b>1950</b>				
21	218	Pulte, Joe	E	Detroit	Bonus Choice:				
22	227	Funderberg, Bob	B	Northwestern	1	Hart, Leon	E	Notre Dame	
23	238	Stacco, Ed	T	Colgate	2	5	Watson, Joe	C	Rice
24	247	Anderson, Roger	G	Oregon State	2a		Choice to Cle		
25	258	Murdock, Chuck	F	Georgia Tech	2b	27	McGraw, Thurman	T	Colorado State
26	267	Van Duesen, Dick	E	Minnesota	3	31	Murakowski, Art	B	Northwestern
27	278	Agnew, Bill	G	California	4	44	Kiely, Ernie	B	Texas-El Paso
28	287	Panos, Tom	G	Utah	5	57	Fitkin, Hal	B	Dartmouth
29	293	Palesse, Orlando	E	Marquette	6	70	Jaszewski, Floyd	T	Minnesota
30	307	Schellstede, Otis	G	Oklahoma State	7	83	Leverman, Bill	B	St Edward's
					8	96	McAllister, Ralph	B	Minnesota
<b>1947</b>					9	109	Wood, Ed	G	Detroit
1	2	Davis, Glenn	B	Army	10	122	Malcolm, Roland	B	Gustavus Adolphus
2	12	Thomas, Russ	T	Ohio State	11	135	Wilson, Jack	B	Ohio State
3	14	Kekers, Jim	T	Missouri	12	148	Walters, Bucky	T	Brown
4	24	Hoover, Charlie	C	Vanderbilt	13	161	Ryan, Jim	B	San Francisco
5	26	Chappius, Bob	B	Michigan	14	174	Squires, Cliff	B	Nebraska Wesleyan
6	36	Gallagher, Bernie	T	Penn	15	187	Worthington, Tom	B	Northwestern
7	46	Grain, Ed	G	Penn	16	200	Greiner, Jerry	C	Detroit
8	56	James, Harvey	C	Miami	17	213	Callahan, Connie	B	Morningside
9	66	Alexander, Kale	T	South Carolina	18	226	Stansauk, Don	T	Denver
10	76	Elliot, Chalmers	B	Michigan	19	239	Cifelli, Gus	T	Notre Dame
11	86	Sullivan, Pete	T	Detroit	20	252	Davis, Fred	E	Maryland
12	96	Camarata, LaVerne	B	Iowa State	21	265	Brewer, George	B	Oklahoma
13	106	Vezmar, Walt	G	Michigan State	22	278	Tate, Jim	B	Purdue
14	116	Hagen, Dick	B	Washington	23	291	Heller, Irv	B	Boston
15	126	Meeks, JW	B	E Texas State	24	304	McDowell, Jim	G	William M. Mary
16	136	Nilsen, Reed	C	BYU	25	317	Glick, Gene	B	Michigan State
17	146	James, Tommy	B	Ohio State	26	330	Lee, Bobby Coy	B	Texas
18	156	Maugham, Ralph	E	Utah State	27	343	Johnson, Elbert	B	Texas Tech
19	166	Baty, Buryl	E	Texas A&M	28	356	Karras, Johnny	B	Illinois
20	176	Madar, Elmer	E	Michigan	29	369	Steger, Russ	B	Illinois
21	186	White, JT	B	Michigan	30	382	Deroin, Rube	C	Oklahoma State
22	196	Schuetz, Carl	B	Marquette					
23	206	Cipot, Steve	T	St Bonaventure	<b>1951</b>				
24	216	Cadenhead, Bill	B	Alabama	1		Choice to Phi		
25	226	Cody, Jim	B	E Texas State	2	19	Stanfel, Dick	G	San Francisco
26	236	Maves, Earl	B	Wisconsin	3	33	Dibble, Dorne	E	Michigan State
27	246	Hilman, Bill	B	Tennessee	4	44	D'Alonzo, Pete	B	Villanova
28	256	Kelly, Arch	E	Detroit	5a	55	Doran, Jim	B	Iowa State
29	266	Tulis, Bob	T	Texas A&M	5b	58	Torgeson, LaVern	B	Washington State
30	276	McAfee, Howard	T	Tulane	6	69	Christiansen, Jack	B	Colorado State
					7	80	Monsen, Bob	B	Ohio State
<b>1948</b>					8	91	Raklovits, Dick	B	Illinois
1a		Choice to ChiB thru Pit			9		Choice to Cle		
1b	6	Tittle, YA	QB	LSU	10	117	Shoaf, Jim	G	Louisiana State
2	13	Quist, George	B	Stanford	11	128	Anderson, Frankie	E	Oklahoma State
3	15	Bingaman, Les	T	Illinois	12		Choice to Cle		
4	25	Minor, Jim	T	Arkansas	13	153	Siegert, Wayne	T	Illinois
5		Choice to GB			14	164	Wittmer, Lee	T	Detroit
6	37	Williamson, Bob	T	Hobart	15	178	Hill, Jimmie	B	Tennessee
7a	47	Enke, Fred	B	Arizona	16	189	Geremsky, Ted	B	Pittsburgh
7b	53	Schwab, Moroni	T	Utah State	17	200	Messenheimer, Darrell	B	Oklahoma State
8		Choice to NYG			18	214	Wolgast, Eddie	B	Arizona
9	67	Doll, Don	B	USC	19	225	Hanson, Gordy	T	Washington State
10	77	Cleary, Paul	E	USC	20	236	Gibbons, Harry	B	South Dakota State
11	87	Land, Fred	T	LSU	21	250	Block, King	B	Idaho
12		Choice to NYG			22	261	Foldberg, Dan	B	Army
13	107	Steger, Russ	B	Illinois	23	272	Gabriel, Dick	B	Lehigh
14	117	Enstice, Hal	B	Union	24	286	Buksar, George	B	Purdue
15	127	Elliot, Pete	B	Michigan	25	297	Harris, Dick	C	Texas
16	137	Templeton, Dave	G	Ohio State	26	308	Kazmierski, Frank	B	West Virginia
17	147	Sickels, Quentin	G	Michigan	27	322	Allis, Harry	E	Michigan
18	157	Spruill, Jim	T	Rice	28	333	Peot, Dick	T	South Dakota State
19	167	Hafen, Barney	E	Utah	29	344	Womack, Bruce	T	West Texas State
20	177	Delosobelle, Aldo	T	Loyola (Calif.)	30	358	Horwath, Ron	B	Detroit
21	187	Dill, Dean	R	USC					

### 1952

1	Choice to Cle	
2	Choice to ChiC	
3	Lary, Yale	B
4	Summerville, Pat	E
5	Miller, Bob	B
6	Cooper, Gordon	T
7	Gardner, Wes	E
8	Dubinski, Tom	B
9	Gandee, Sherwin	E
10	Dowden, Steve	T
11	Flowers, Keith	C
12	Roshio, Jim	B
13	McDonald, Carroll	C
14	Oliverson, Ray	B
15	Burgamy, John	G
16	Choice to Cle	
17	202 Laurella, Hank	B
18	213 Campbell, Stan	G
19	226 Aaron, Blaine	Duke
20	237 Mains, Gil	T
21	250 Boykin, Arnold	Murray State
22	261 David, Jim	Mississippi
23	274 Maxwell, Hal	Colorado State
24	285 Werckle, Bob	Mississippi
25	298 Bailey, By	Vanderbilt
26	309 Terry, Buddy	Washington State
27	322 Trout, Bob	Stephen F Austin
28	333 Turner, Hal	Tennessee State
29	346 Hudson, Art	Western Illinois
30	357 Dillon, Ray Don	Prairie View A&M

### 1953

1	13 Sewell, Harley	G	Texas
2	25 Gedman, Gene	B	Indiana
3	Choice to Cle		
4	49 Ane, Charlie	T	USC
5	Choice to Phi		
6	73 Spencer, Ollie	T	Kansas
7	85 Schmidt, Joe	C	Pittsburgh
8	97 Carpenter, Lew	B	Arkansas
9	109 McCormick, Carlton	B	Texas Christian
10	121 Gaskin, Dreher	E	Clemson
11	133 Messenger, Elmer	B	Washington State
12	145 Spencer, Larry	B	Wake Forest
13	157 Thomas, Bob	E	Washington & Lee
14	169 Barger, Jack	T	New Mexico
15	181 Topor, Ted	B	Michigan
16	193 Volonmino, Duke	B	Army-Villanova
17	205 Green, Ray	B	Washington State
18	217 Moduszevski, Ed	B	William & Mary
19	229 Held, Paul	B	San Diego State
20	241 Hart, Gerry	T	Army-Miss. State
21	253 Tata, Bob	B	Virginia
22	265 Retzlaff, Pete	B	South Dakota State
23	277 Karliwacke, Carl	B	Syracuse
24	289 Grant, Truett	T	Duke
25	301 Brown, Marv	B	East Texas State
26	313 Dooley, Jim	C	Penn State
27	325 Parker, Jackie	B	Mississippi State
28	337 Pepper, Laurin	B	So. Mississippi
29	349 Rector, Harley	B	Wayne St. (Nebr.)
30	360 Maus, Hal	E	Montana

### 1954

1	13 Chapman, Dick	T	Rice
2	25 Neal, Jim	C	Michigan State
3	37 Bowman, Bill	B	William & Mary
4a	44 Stitts, Bill	B	UCLA
4b	49 McCants, Howard	E	Washington State
5	61 Poroze, George	T	William & Mary
6	63 Dacus, Pence	B	Southwest Texas
6b	73 Kercher, Dick	B	Tulsa
7	85 Cross, Jack	B	Utah
8	97 Davis, Milt	B	UCLA
9	109 Lawson, Bob	B	Cal Poly-SLO
10	121 Carroll, Jim	E	Holy Cross
11	133 Schwenk, Milt	T	Washington State
12	145 Hartman, Bob	T	Oregon State
13	157 Swierczek, Jim	B	Marshall
14	169 Novak, Ray	B	Nebraska
15	181 Hindertler, Kirk	E	Colorado State
16	193 Chuoke, Bob	T	Houston
17	205 Kaser, Rick	B	Toledo
18	217 Hayes, Norm	T	Idaho
19	229 Graves, Buster	T	Arkansas
20	241 Durrant, Jim	G	Utah
21	253 Kistler, Jack	B	Duke
22	265 Brundage, Dewey	E	Brigham Young
23	277 Shanafelt, Jack	T	Pennsylvania
24	289 Burrows, Bobby	G	Duke
25	301 Wolt, Dick	B	Arkansas State
26	313 George, Jim	C	Syracuse
27	325 Rzeszut, Dick	T	Benedictine
28	337 Rutschman, Dolph	B	Lindfield
29	349 Bertrand, Mel	C	Idaho
30	360 Horton, Ellis	B	Eureka (Ill.)

### 1955

1	12 Middleton, Dave	B	Auburn
2	24 Salsbury, Jim	G	UCLA
3a	36 McCord, Daris	T	Tennessee
3b	39 Mallory, Gordon	B	Miami
4	48 Riley, Lee	B	Detroit
5	60 Brooks, Bud	G	Arkansas

6	72 Childers, Elijah	T	Prairie View A&M
7	84 Zagers, Bert	B	Michigan State
8a	90 Cunningham, Leon	B	South Carolina
8b	96 Holland, Lamorne	C	Rice
8c	97 Walker, Bill	E	Maryland
9	108 Jenkins, Walt	T	Wayne State
10	120 Gastall, Tom	T	Boston
11	132 McDermott, Herb	T	Iowa State
12	144 Goist, Dick	T	Cincinnati
13	156 Henderson, Don	T	Utah
14	168 Gajda, Jerry	T	Benedictine
15	180 Atkins, George	G	Auburn
16	192 Marr, Al	E	Bradley
17	204 Daly, Don	B	Eastern Kentucky
18	216 Olekstek, Pat	B	Tennessee
19	228 Muller, Bob	B	Eastern Kentucky
20	240 Mahaffey, Fred	T	Denver
21	252 Walters, Jim	C	Mississippi
22	264 Albrecht, George	B	Maryland
23	276 Galuska, George	B	Wyoming
24	288 Flacke, Bob	G	Holy Cross
25	300 Miller, Dick	T	Texas A&M
26	312 McDonald, Duncan	B	Michigan
27	324 Troka, Mike	B	Trinity (Conn)
28	336 Lovell, Harry	B	South Carolina
29	348 Dearing, Bill	B	Florida
30	359 Hatch, Charley	E	Utah State

### 1956

1	3 Cassady, Howard	B	Ohio State
2	27 McIlhenry, Don	B	So. Methodist
3	38 Reichow, Jerry	OB	Iowa
4	50 Tracy, Tom	B	Tennessee
5	62 Lusk, Bob	C	William & Mary
6	74 Cronin, Gene	G	Pacific
7	86 Powell, Jack	T	Texas A&M
8	98 Jones, Calvin	T	Iowa
9	110 Silas, Joe	DE	South Carolina
10	122 Wacker, Lew	B	Richmond
11a	124 Selep, Tom	T	Maryland
11b	134 Nunneny, Bob	B	Louisiana State
12	146 Ferguson, O.K.	B	Louisiana State
13	158 Falls, Ronnie	DE	Duke
14	170 Allert, Horace	LB	SW Texas State
15	182 Zyza, Lew	DE	Purdue
16	194 Wind, Ken	DE	Houston
17	206 Petrarca, Emidio	B	Boston College
18	218 Vaughn, Dale	B	Virginia Military
19	230 Stephenson, Joe	B	Vanderbilt
20	242 Blechen, Bob	C	Whittier
21	254 Marazza, Dick	T	Clemson
22	266 Garrard, Bob	B	Georgia
23	278 Walz, Jarv	B	Central Michigan
24	290 Hall, Jerry	B	West
25	302 Walden, Joe	B	Rice Texas State
26	314 Burnthorne, Bryan	G	Tulane
27	326 Smith, John	B	Northwestern
28	338 Peters, Doug	G	UCLA
29	350 Gibbens, John	T	Southwest Texas State

### 1957

1	12 Glass, Bill	G	Baylor
2	24 Gordy, John	T	Tennessee
3	36 Barr, Terry	B	Michigan
4	48 Junker, Steve	E	Xavier
5	59 Barrow, John	B	Florida
6	71 Russell, Ken	T	Bowling Green
7	83 Leahy, Gerry	E	Colorado
8	95 Liddick, Dave	T	George Washington
9	107 Nikkel, John	E	Texas Christian
10	119 Rhylich, Tom	E	American Int'l
11	131 Osterich, Carl	E	Missouri
12	143 O'Brien, Charlie	E	Valparaiso
13	155 West, Bill	E	Eastern Oregon
14	167 Smith, Phil	C	Jacksonville State
15	179 Alderton, Gene	C	Maryland
16	191 Olson, Hillmer	B	Virginia Tech
17	203 Kemp, Jack	OB	Occidental
18	215 Weenig, Jay	B	Brigham Young
19	227 Gundeman, Bob	E	Virginia
20	239 Lazzarino, Alex	B	South Carolina
21	251 Meredith, Dudley	E	Lamar
22	263 Schulte, Tom	B	Eastern Kentucky
23	275 Gillar, George	B	Texas A&M
24	287 Scales, Joe	B	Vanderbilt
25	299 Johnson, Carl	B	South Dakota
26	311 Muehlaupt, Ed	E	Iowa State
27	323 Trakas, Dick	B	St. Thomas (Minn.)
28	335 Smith, Joe	B	Houston
29	347 Martin, Hugh	G	Pomona
30	358 Shill, Mike	T	Furman

### 1958

1	10 Karras, Alex	T	Iowa
2	Choice to ChiC		
3	Choice to Cle		
4	45 Walker, Wayne	C	Idaho
5	Choice to Cle		
6	73 Lewis, Danny	B	Wisconsin
7a	83 Pfeifer, Ralph	B	Kansas State
7b	85 Dutton, Hal	T	Virginia
8a	92 Koefler, Jack	T	Bowling Green
8b	97 Blazer, Phil	B	North Carolina
9a	103 Loftin, Jim	B	Alabama

(From Pit)  
(From Cle)

(From Pit)

(From Was)

(From GB)

(From Was)

(From SF)

(From Pit)

(From Pit)



10	109	Paolucci, Ben	T	Wayne State	18	247	Gregor, John	T	Montana
10	121	Schaubach, Elliott	T	William & Mary	19	262	Valesano Jr, Gene	B	Northern Michigan
11	133	Chaney, Claude	B	Dayton	20	275	Lewis, Tom	B	Lake Forest
12	145	Boutte, Hal	B	San Jose State					
13	157	Maroney, Barry	B	Cincinnati					
14	169	Webb, Ken	B	Presbyterian					
15a	179	Scheldrup, John	B	Iowa State					
15b	181	Mohman, Jerry	B	Benedictine					
16	193	Ringquist, Gordon	T	Central Michigan					
17	205	Gurashch, Walt	T	USC					
18a	212	Austin Bill	T	Auburn					
18b	217	Carrier, Larry	B	Kansas					
19	229	Buttos, Dave	B	Murray State					
20	241	Curry, Bill	T	Western Kentucky					
21	253	Wagstaff, Jim	B	Idaho State					
22	265	Nidiffer, Buddy	T	South Carolina					
23	277	Destino, Frank	T	South Carolina					
24	289	Whitsell, Dave	B	Indiana					
25	301	Cook, Jim	T	Auburn					
26	313	Bruce, Joe	T	Middle Tennessee State					
27	325	Agers, Don	T	Missouri-Rolla					
28	337	Pitt, Jack	E	South Carolina					
29	349	Herzog, Henry	B	Kentucky					
30	360	Bronson, Tommy	B	Tennessee					
<b>1959</b>									
1	6	Pietrosante, Nick	FB	Notre Dame					
2a	18	Horton, Charley	G	Baylor					
2b	19	Rabold, Mike	T	Indiana					
3a	30	Koes, Ron	T	North Carolina					
3b	36	Luciano, Ron	B	Syracuse					
4a	42	Brandriff, Art	T	Virginia Military					
4b	46	Grottkau, Bob	B	Oregon State					
5		Choice to Cle							
5a		Choice to ChiC							
6b	67	Guesman, Dick	T	West Virginia					
7	77	Donnell, Ben	C	Vanderbilt					
8	88	Lenden, Jim	B	Oregon					
9	101	Smith, Carl	B	Tennessee					
10	112	Laraway, Jack	B	Purdue					
11	125	Jacobs, Harry	G	Bradley					
12	136	Stehouwer Ron	B	Colorado State					
13	149	Steffen, Jim	B	UCLA					
14	160	Baldwin, Jim	C	McMurry					
15	173	Maher, Bruce	B	Detroit					
16	184	McGee, George	T	Southern					
17	197	Rudolph, Jack	E	Georgia Tech					
18	208	Holden, Dave	B	Los Angeles State					
19	221	Graverson, Rufus	B	Fairlie View A&M					
20	232	McGrew, Dan	B	Purdue					
21	245	Davis, Buddy	B	Richmond					
22	256	Shields, Lebron	T	Tennessee					
23	269	Cesario, Sal	T	Denver					
24	280	Riddle, Fred	B	Pittsburgh					
25	293	Chamberlain, Dan	B	Sacramento State					
26	304	Bradley, Jim	B	Lincoln (Mo)					
27	317	Jerry, Bill	T	South Carolina					
28	328	Matthews, Vince	B	Texas					
29	341	Sime, Dave	E	Duke					
30	352	Stover, Ron	E	Oregon					
<b>1960</b>									
1	3	Robinson, John	HB	Louisiana State					
2	15	Rabb, Warren	B	Louisiana State					
3	27	Scholtz, Bob	B	Notre Dame					
4a	39	Andreotti, Jim	C	Northwestern					
4b	42	Brown, Roger	T	Maryland State					
5	51	Choice to GB							
6	63	Cogdall, Gail	E	Washington State					
7	75	Norton, Jim	DB	Idaho					
8	87	Choice to Was							
9	99	Messner, Max	C/LB	Cincinnati					
10a	111	Alderman, Grady	T	Detroit					
10b	117	O'Brien, James	T	Boston College					
11	123	Aucerman, Ted	DB	Indiana					
12	135	Ross, Dave	B	Los Angeles State					
13	147	Tunney, Pete	HB	Occidental					
14	159	Glasgow, Jim	HB	Jacksonville State					
15	171	Harper, Darrell	HB	Michigan					
16	183	Rasso, Steve	DB	Cincinnati					
17	195	Hudson, Bob	DE	Louisiana Tech					
18	207	Walton, Frank	HB	John Carroll					
19	219	Prebola, Gene	E	Boston University					
20	231	Look, Dean	QB	Michigan State					
<b>1961</b>									
1		Choice to Cle							
2	23	Larose, Danny	E	Missouri					
3a	34	Mills, Dick	G	Pittsburgh					
3b	38	Antwine, Houston	G	Southern Illinois					
4	51	Hartline, Ron	FB	Oklahoma					
5a	66	Faison, Earl	E	Indiana					
5b	70	Pucket, Ron	T	Los Angeles State					
6		Choice to Cleveland							
7		Choice to St Louis							
8	107	Muff, Larry	E	St Benedict's					
9	122	Brooks, Bob	FB	Ohio					
10	135	Linden, Errol	E	Houston					
11	150	Vargo Jr., Larry	E	Detroit					
12	163	Rodgers, Tom	B	Kentucky					
13	168	Hodge, Paul	LB	Pittsburgh					
14	191	Bowers, Charley	HB	Arizona State					
15	206	Lauber, Mike	E	Wisconsin State					
16	219	Krantz, Gus	F	Northern Michigan					
17	234	Goode, Tom	LB	Mississippi State					
18	247	Gregor, John	T	Montana					
19	262	Valesano Jr, Gene	B	Northern Michigan					
20	275	Lewis, Tom	B	Lake Forest					
<b>1962</b>									
1	10	Hadl, John	QB	Kansas					
2	24	Wilson, Eddie	QB	Arizona					
3	38	Thompson, Bobby	HB	Arizona					
4a	48	Lomakoski, John	T	Western Michigan					
4b	52	Ferguson, Larry	HB	Iowa					
5	66	Birdwell, Dan	C	Houston					
6	80	Bundra Mike	T	USC					
7	94	Hall, Tom	E	Minnesota					
8a	108	Hooper, Murdock	T	Houston					
8b	109	Imperiale, Frank	G	Southern Illinois					
9	122	Grant, Todd	C	Michigan					
10	136	Archer, Jerry	C	Pittsburg State					
11	150	Anderson, Karl	T	Bowling Green					
12	164	Sprute, Gail	C	Winona State					
13	178	Knight, Sherlock	T	Central St. (Ohio)					
14	192	Davidson, Jim	B	Maryland					
15	206	Broadbent, Dick	E	Delaware					
16	220	Sestak, Tom	E	McNeese State					
17	234	Wickline, Rucker	C	Marshall					
18	248	Zuger, Joe	QB	Arizona State					
19	262	Bernhardt, Jim	E	Linfield					
20	276	Brown, Bob	E	Michigan					
<b>1963</b>									
1	12	Sanders, Daryl	T	Ohio State					
2	27	Williams, Roy	T	Pacific					
3		Choice to Phi							
4	55	Walton, Chuck	G	Iowa State					
5		Choice to Cle							
6	83	King, Don	HB	Syracuse					
7	96	Garbille, John	G	Pacific					
8	111	Gaubatz, Dennis	LB	Louisiana State					
9	124	Dill, Ken	HB	Mississippi					
10	139	Ryder, Nick	FB	Miami (Fla)					
11	152	Kassulke, Karl	HB	Drake					
12	167	Janik, Tom	B	Texas A&M					
13	180	Clark, Ernie	LB	Michigan State					
14	195	O'Brien, Bill	T	Xavier					
15	208	Simon, James	G-T	Miami (Fla)					
16	223	Johnson, Charlie	T	Villanova					
17	236	Frantz, Gene	B	Brigham Young					
18	251	Greer, Albert	E	Jackson State					
19	264	Reeber, Lucian	E	Hampton Institute					
20	279	Scarborough, Gordon	B	East Texas State					
<b>1964</b>									
1	5	Beathard, Pete	QB	USC					
2	20	Snorton, Matt	E	Michigan State					
3a	30	Philbin, Gerry	FB	Buffalo					
3b	33	Batten, Pat	FB	Hardin Simmons					
4	48	Hilgenberg, Wally	G	Iowa					
5	61	Helson, James	HB	Alabama					
6	76	Hilton, John	TE	Richmond					
7	89	Parcells, Bill	T	Wichita					
8		Choice to STL							
9	117	Rasmussen, Wayne	DB	South Dakota State					
10a	132	Hard, Larry	HB	Appalachian State					
10b	134	Holton, Glenn	T	West Virginia					
11	145	Hyme, Don	T	Baldwin-Wallace					
12	160	Wells, Warren	E	Texas Southern					
13	173	Miller, John	DE	Idaho State					
14	188	Bickie, Doug	DE/K	Hillsdale					
15	201	Lalonde, Roger	DT	Muskingum					
16	216	Robinson, Allan	HB	Brigham Young					
17	229	Provenzano, Joe	T	Kansas State					
18	244	Langley, Willis	T	Louisiana State					
19	257	Zellmer, Bruce	DB	Winona State					
20	272	Barila, Steve	T	Wichita State					
<b>1965</b>									
1	11	Nowatzke, Tom	FB	Indiana					
2	25	Rush, Jerry	T	Michigan State					
3	39	Biletnikoff, Fred	FL	Florida State					
4a	46	Choice to Dal							
4b	46	Myers, Tom	QB	Northwestern					
5a	57	Flynn, John	E	Oklahoma					
5b	64	Vaughn, Tom	HB	Iowa State					
5c	67	Flariagan, Ed	C	Purdue					
6	81	Hawkins, Earl	HB/FB	Emory & Henry					
7a	92	Kowalkowski, Bob	G	Virginia					
7b	95	Kent, Greg	B	Utah					
8	109	Harbin, Larry	B	Appalachian State					
9	123	McLenna, Bruce	B	Hillsdale					
10	137	Pennie, Frank	T	Florida					
11	151	Kearney, Jim	DB	Prairie View					
12	165	Moore, James	DE	North Texas State					
13	179	Jacobson, Jack	B	Oklahoma State					
14	193	Brown, Larry	B	Oklahoma					
15	207	Dickey, Wallace	E	SW Texas State					
16	221	Smith, John	T	Maryland State					
17	235	Odum, Sonny	HB	Duke					
18	249	Sweetman, Carl	QB	Wake Forest					
19	263	Love, Preston	FL	Nebraska					
20	277	Wilson, George	QB	Xavier					
<b>1966</b>									
1		Choice to GB							
2	24	Eddy, Nick	HB	Notre Dame					
3	39	Malinchak, Bill	E						





5a	59	Walker, Willie	FL	Tennessee A&I	2a	30	Thompson, Dave	C	Clemson		(From Phi)
5b	67	Cody, Bill	LB	Auburn	(From Pit)	2b	48	Wesber, Charlie	LB	USC	
5c		Choice to Cle	LB			3	72	Clark, Al	DB	Eastern Michigan	
6a	87	De Sutter, Wayne	CT	Western Illinois	(From Min)	4	100	Woods, Larry	DT	Tennessee State	
6b		Choice to Phi				5	125	Newell, Pete	G	Michigan	
7	103	Robinson, John	H	Tennessee A&I	(Future)	6a	150	Harris, Frank	OB	Boston College	(From LA thru Phi)
8	117	Pincus, John	FB	Virginia		6b	152	Franklin, Herman	WR	USC	
9	136	Cunningham, Dick	G	Arkansas	(Future)	7	177	Wheelless, Brownie	T	Rice	
10a	148	Yates, Bruce	TE	Auburn	(From Min)	8	204	Lee, Ken	LB	Washington	
10b	150	Brigham, Tom	DE	Wisconsin		9	229	Zofko, Mickey	RB	Auburn	
11	164	O'Billovich, Jack	LB	Oregon State		10		Choice to Phi	DB	Colorado State	
12	178	Winkler, Randy	T	Tarleton State	(Future)	11	281	Webb, Phil	DB	Pittsburgh	
13	192	Messiter, Bill	T	Wisconsin		12	308	Pictons, Bill	WR	Tulane	
14	211	Moore, Denis	T	USC	(Future)	13	332	Abercrombie, David	RB	Low State	
15	225	Sullivan, Bill	DE	West Virginia		14	360	Lorenz, Tom	TE	Central Missouri	
16	239	Gendron, Jerry	F	Wisc.-Eau Claire		15	385	Coates, Ed	WR	Michigan State	
17	253	Junipah, Ralph	DE	Baylor		16	411	Kutchinski, Tom	DB	Utah	
18	267	Dunlap, John	E	Livingston		17	436	Jolly, Gordon	T		
19	286	Baier, Bob	T	Simpson		18					
20	300	Smith, Allen	HB	Findlay	(Future)	19	1972	Orvis, Herb	DE	Colorado	
1967						2		Choice to Atl			
1	7	Farr, Mel	HB	UCLA		3a	65	Sanders, Ken	DE	Howard Payne	(From Phi)
2	34	Barney, Lem	DB	Jackson State		4		Choice to Phi			
3	60	Kamuff, Paul	LB	Tennessee		5		Choice to Dal			
4	88	Naumau, Lew	DE	Weber State		6		Choice to La			
5a	141	Jones, Tim	QB	Weber State	(From Was)	6	145	Potts, Charles	DB	Purdue	
6a	144	McCambridge, John	QB	Northwestern		7	172	Stoudamire, Charles	WR	Portland State	
7	166	Tuinstra, Ted	DB	Iowa State		8	197	Stucky, Henry	DB	Missouri	
8		Choice to STL				9	224	McClintock, Bill	DB	Drake	
9	218	Weger, Mike	DB	Bowling Green		10	249	Neal, Tim	LB	Purdue	
10	245	Hayhoe, Jerry	G	USC		11	276	Waldron, Bob	D	Tulane	
11	270	Shirley, Ray	T	Arizona State		12	301	Bradley, Paul	WR	SMU	
12	297	Watts, Eric	DB	San Jose State		13	328	Kirschner, John	T	Whitworth	
13	322	Wright, Lamar	G	Georgia Tech		14	353	Kelly, Eric	T	Kansas	
14	349	Robinson, Cleveland	DE	South Carolina State		15	380	Roach, Steve	LB	West Virginia	
15	374	Burke, Sam	DE	Georgia Tech		16	405	Jenkins, Leon	DB	Rice	
16	401	Zawadzka, Jerry	TE	Columbia		17	432	Tyler, Mike	DB		
17	426	Ramsey, Ken	DT	Northwestern		1973					
1968						1	17	Price, Ernest	DE	Texas A&I	
1a	11	Landry, Greg	QB	Massachusetts		2	44	Crosswhite, Leon	RB	Oklahoma	
1b	24	McCulloch, Earl	FL	USC		3a	58	Brady, John	TE	Washington	(From Chi)
2	37	Depoyster, Jerry	T	K		3b	71	Laslavich, Jim	LB	Penn State	
3a		Choice to SF				3c	75	Johnson, Levi	DB	Texas A&I	(From Oak thru LA)
3b		Choice to S				4a	81	Hennigan, Jack	DE	Tennessee Tech	(From No)
4	93	Mooney, Ed	LB	Texas Tech	(From Cle thru LA)	4c	96	Hooks, Jim	RB	Central St. (Okla)	(From Atl)
5	120	Odle, Phil	E	Brigham Young		5		Choice to SD thru Was			
6	148	Spitzer, Mike	DE	San Jose State		6		Choice to StL			
7		Choice to NO				7	175	Andrews, John	DT	Morgan State	
8	202	Miller, Terry	LB	Illinois		8a	200	Mccary, Prentice	DB	Arizona State	
9	229	Barton, Greg	QB	Tulsa		8b	203	Bledsoe, John	RB	Ohio State	(From Cle)
10	256	Liggins, Granville	QB	Oklahoma		9	227	Dean, Ira	DB	Baylor	
11	283	Little, Dwight	G	Kentucky		10	252	Bonner, Ray	DB	Middle Tennessee	
12	310	Caruthers, Ed	S	Arizona		11	279	Freeman, Scot	WR	Wyoming	
13	337	Bailey, Chuck	S	Humboldt State		12	304	Scott, Tom	WR	Washington	
14	364	Davis, Rich	E	Upsala		13	331	Moss, John	LB	Pittsburgh	
15	391	Oliver, Jim	RB	Colorado State		14	356	Corey, Jay	T	Santa Clara	
16	418	Rokita, Bob	DE	Arizona State		15	383	Hansen, Dan	DB	Brigham Young	
17		Choice to Min				16	408	Nickles, Larry	WR	Dayton	
1969						17	435	Belgrave, Earl	T	Ohio State	
		Choice to LARm				1974					
2a	34	Taylor, Alice	RB	Utah State		1	18	O'Neil, Ed	LB	Penn State	(From NO)
2b	47	Yarborough, Jim	TE	Florida	(From LA)	2		Choice to NO			
3a	59	Walton, Larry	FL	Arizona State	(From NO)	3	39	Howard, Billy	DT	Alcorn A&M	
3b		Choice to SF				3	65	Bussey, Dexter	RB	Texas-Arlington	
4		Choice to NYG				4		Choice to StLouis			
5		Choice to Min thru Pit				5	117	Capria, Carl	DB	Purdue	
6		Choice to Atl				6a	139	Burden, Willie	DB	North Carolina State	(From NO)
7		Choice to Atl				6b	143	Davis, Jim	G	Alcorn A&M	
8	190	Carr, Jim	T	Jackson State		7	169	Herrera, Efrén	K	UCLA	
9	216	Rasley, Rocky	G	Oregon State		8	195	Denimark, Mike	LB	Emporia St. (Kan.)	
10	242	Baigum, Bob	DE	Wisc.-Platteville		9		Choice to La			
11	268	Walker, Ron	E	Morris Brown		10	247	Wooley, David	TE	Central St. (Okla.)	
12	294	Haddock, Bob	DT	George Fox		11	273	Blair, TC	TE	Tulsa	
13	320	Wilson, Bowie	FL	USC		12	299	Wakefield, Mark	WR	Tampa	
14	346	Hoe, George	RB	Michigan		13	325	Rothwell, Fred	C	Kansas State	
15	372	Gough, Fred	LB	Texas-Arlington		14	351	Jones, David	DB	Howard Payne	
16a	398	Spain, Ken	DE	Houston		15	377	Wells, John	G	Kansas State	
16b	407	Stahl, John	G	Fresno State	(From Min)	16	403	Wilson, Myron	DB	Bowling Green	
17	424	Steele, Gary	TE	Army		17	429	Temple, Collins	DE	Louisiana State	
1970						1975					
1	19	Owens, Steve	RB	Oklahoma		1	13	Boden, Lynn	G	South Dakota State	
2	45	Parson, Ray	G	Minnesota		2	38	English, Doug	DT	Texas	
3	71	Mitchell, Jim	DE	Virginia State		3		Choice to NO thru Min	T	Georgia	
4	123	Parker, Bob	G	Memphis State		4	94	Hertwig, Craig			
5	149	Terry, Tony	DB	USC		5		Choice to Cleveland			
6	175	Geddes, Ken	LB	Nebraska		6a	138	Cooper, Fred	DB	Purdue	(From NO)
7		Choice to St Louis				6b	141	King, Horace	RB	Georgia	(From NE)
8						6c	144	Franklin, Dennis	OB/WR	Michigan	
9	227	Weaver, Herman	P	Tennessee		7	169	Murphy, Mike	WR	Drake	
10	253	Maxwell, Bruce	RB	Arkansas		8	154	Thompson, Leonard	RB	Oklahoma State	
11	279	Laird, Roger	DB	Kentucky State		9	219	Strinke, Steve	TE	Michigan	
12	305	Murrell, Emmanuel	DE	Cal-Poly SLO		10	250	Brad, Brad	LB	Louisiana State	
13	331	Haverdick, Dave	DT	Morehead State		11	275	Myers, Steve	G	Ohio State	
14	357	Brown, Charlie	WR	Northern Arizona		12	300	Roundtree, Andre	LB	Iowa State	
15	383	Haney, Bob	T	Idaho		13	325	Smith, Jim	RB	N. Carolina Central	
16	409	Todd, Jerry	DB	Memphis State		14	350	McMillan, Jim	OB	Boise State	
17	434	Marshall, Jesse	DT	Centenary		15	375	Green, Rudy	RB	Yale	
1971						16	406	Chaves, Les	DB	Kansas State	
1	21	Bell, Polite	DT	Cincinnati		17	431	Lancaster, Mark	G	Tulsa	

**1976**

1a	10	Hunter, James	DB	Grambling	(From Chi)
1b	16	Gaines, Lawrence	RB	Wyoming	
2	44	Long, Ken	G	Purdue	
2b	46	Hill, David	TE	Texas A&M	(From Was thru SD)
3a	68	Bolinger, Russ	T	Long Beach State	(From Chi)
3b	76	Woodcock, John	DT	Hawaii	
4		Choice to Chi thru Mia			
5a		Choice to SF			
5b	145	Scavella, Steadman	LB	Miami	
6		Choice to NE			
7	198	Ten Napel, Garth	LB	Texas A&M	
8a	217	Sorenson, Rich	K	Chicago State	(From Phi thru NE)
8b	225	Braswell, Charles	DB	West Virginia	
9	253	Jones, Leaneil	TE	Long Beach State	
10	279	Bowerman, Bill	DB	New Mexico State	
11	307	Shugrue, Gary	DE LB	Villanova	
12	335	McCabe, Mike	C	South Carolina	
13	363	Jacobs, Mel	WR/KR	San Diego State	
14	391	Elston, Leonard	WR	Kentucky State	
15	419	Smock, Trent	WR	Indiana	
16	447	McCurdy, Craig	LB	William @ Mary	
17	475	Meeks, Jim	DB	Boise State	

**1977**

1		Choice to Buffalo			
2	42	Williams, Walt	DB	New Mexico State	
3	69	Kane, Rick	RB	San Jose State	
4	96	Blue, Luther	WR	Iowa State	
5a	114	Crosby, Ron	LB	Penn State	(From Sea)
5b		Choice to Pitt			
6a		Choice to SD			
6b	166	Reggie, Pinkney	DB	East Carolina	(From Min thru NE)
7	179	Black, Tim	LB	Baylor	
8	209	Griffin, Mark	T	North Carolina	
9	236	Mathieson, Steve	QB	Florida State	
10	263	Anderson, Gary	G	Stanford	
11	293	Daykin, Tony	LB	Georgia Tech	
12	320	Greenwood, Dave	G/C	Iowa State	

**1978**

1	11	Bradley, Luther	DB	Notre Dame	
2	40	Baker, Al	DE	Colorado State	
3		Choice to Cleveland			
3a	94	Filer, William	T	West Texas State	
4a	107	Elias, Homer	G	Tennessee State	(From Bal)
5a	109	Tearry, Larry	C	Wake Forest	(From Den)
5b	121	Fowler, Amos	G	Southern Mississippi	
5c	123	Gray, Dan	DE	Rutgers	(From SD)
6a	150	Hicks, Dwight	DB	Michigan	
6b	153	Ardiszone, Tony	G	Northwestern	(From SD)
6c	165	Thompson, Jesse	WR	California	(From Den)
7	177	Gibson, Bruce	RB	Pacific	
8	206	Breech, Jim	K	California	
9		Choice to SF			
10	262	Arrington, Fred	LB	Purdue	
11	289	Murray, Richard	DT	Oklahoma	
12	318	Patterson, Mark	DB	Washington State	

**1979**

1	10	Dorney, Keith	T	Penn State	
2	37	Fantetti, Ken	LB	Wyoming	
3	67	Robinson, Bo	RB	West Virginia	
4a	88	Norris, Ulysses	TE	Georgia	(From Bal)
4b	92	Brooks, Jonathan	LB	Clemson	
5a		Choice to SF			
5b	131	Brown, Walt	C	Pittsburgh	(From SD thru Bal)
6		Choice to Den			
7		Choice to Oak thru Cle			
8a		Choice to NYG			
8b	213	Mohring, John	LB	CW Post	(From Sea)
9	231	Kornlo, Jeff	QB	Delaware	
10		Choice to Mia			
11a		Choice to NYG			
11b	302	Cole, Eddie	LB	Mississippi	(From Dal)
12a	313	Forster, Bob	C/G	Brown	
12b	326	Sweeney, Bryan	WR	Texas A&M	(From NE)

**1980**

1	1	Sims, Billy	RB	Oklahoma	
2		Choice to Min thru SF			
3a	57	Turnure, Tom	C	Washington	
3b	62	Friede, Mike	WR	Indiana	(From Bal)
4	85	Hipple, Eric	QB	Utah State	
5a	111	Streeter, Mark	G	Arizona	
5b	120	Ginn, Tom	G	Arkansas	(From KC)
6	140	Dieterich, Chris	T	North Carolina State	
7	166	Murray, Eddie	K	Tulane	
8		Choice to Baltimore			
9a	222	Jett, Dewayne	WR	Hawaii	
9b	223	Tuinei, Tom	DT	Hawaii	(From SF thru KC)
10	251	Henderson, Henry	DB	Utah State	
11	278	Smith, Wayne	DB	Purdue	
12	307	Williams, Ray	KR	Washington State	

**1981**

1	16	Nichols, Mark	WR	San Jose State	
2	46	Green, Curtis	DE	Alabama State	
3	72	Greco, Don	G	Western Illinois	
4	99	Porter, Tracy	WR	Louisiana State	
5	129	Lee, Larry	C	UCLA	
6	155	Johnson, Sam	DB	Maryland	
7	182	Spivey, Lee	G-T	SMU	
8	211	Niziolek, Bob	TE	Colorado	
9a	238	Jernigan, Hugh	DB	Arkansas	

9b	240	Martin, David	DB	Villanova	
10	264	Cannavino, Anyo	LB	Michigan	
11	294	Jackson, Willie	DB	Mississippi	
12		Choice to Den			

**1982**

1	15	Williams, Jimmy	LB	Nebraska	
2	42	Watkins, Bobby	CB	Southwest Texas State	
3	69	Doug, Steve	LB	New Hampshire	
4	96	McNorton, Bruce	CB	Georgetown (Ky.)	
5	127	Graham, William	DB	Texas	
6	154	Machurek, Mike	DB	Idaho State	
7a	175	Butts, Phil	FB	Nebraska	(From Hou)
7b		Choice to LARm			
7c	187	Simmons, Victor	WR	Oregon State	(From Buf thru LARm)
8	208	Moss, Martin	DT	UCLA	
9a	231	Wagoner, Dan	CB	Kansas	(From Oak thru LARm)
9b		Choice to Mia			
10	266	Barnes, Roosevelt	LB	Purdue	
11	292	Lee, Edward	WR	No. Carolina State	
12a	319	Porter, Ricky	WR	Slippery Rock	
12b	326	Rubick, Rob	TE	Grand Valley State	(From SD)

**1983**

1	13	Jones, James T	FB	Florida	
2	40	Stranger, Rich	T	Michigan	
3	67	Cofe, Michael	DE	Tennessee	
4	94	Curley, August	LB	USC	
5a	115	Johnson, Demetrius	DB	Missouri	(From LARm)
5b	121	Mott, Steve	C	Alabama	
6	154	Brown, Todd	WR	Nebraska	
7	181	Black, Mike	P	Arizona State	
8	208	Stapleton, William	DB	Washington	
9		Choice used in '82 Supplemental draft			
		Kevin Robinson	DB	No. Carolina A&T	
10	261	Laube, Dave	G/T	Penn State	
11	287	Tate, Ben	F/B	N. Carolina Central	
12	321	Lane, Jim	C	Idaho State	

**1984**

1	20	Lewis, David	TE	California	
2	47	Mandley, Pete	WR	Northern Arizona	
3a	62	Williams, Eric	DT	Washington State	(From SD thru STL)
3b	74	Anderson, Ernest	RB	Oklahoma	
3c	75	Backs, Steve	DE	Oregon	(From LARm)
4	106	Daddio, Dave	P	Maryland	
5		Choice to LARm			
6	160	Witkowski, John	QB	Columbia	(From Ind)
7a	178	Carter, Jimmie	LB	New Mexico	
7b	187	Atkins, Renwick	T	Kansas	
8	214	Jones, David	C	Texas	
9a	246	Hollins, Rich	WR	West Virginia	
9b	259	Frizzell, William	DB	No. Car. Central	(From Ind)
10b	273	Thaxton, James	P	Louisiana Tech	
11	300	Saxon, Mike	DB	San Diego State	
12	327	Streno, Glenn	C	Tennessee	

**1985**

1	6	Brown, Lomas	T	Florida	
2	34	Glover, Kevin	C-G	Maryland	
3	62	Johnson, James	LB	San Diego State	
4	90	Hancock, Kevin	LB	Baylor	
5	118	Mcintosh, Joe	LB	North Carolina State	
6	146	Short, Stan	G	Penn State	
7	174	Staten, Tony	CB	Angelo State	
8	202	Galdwell, Scotty	LB	Texas Arlington	
9	230	James, June	RB	Texas	
10	258	Beauford, Clayton	WR	Auburn	
11	286	Harris, Kevin	S	Georgia	
12	314	Weaver, Mike	G	Georgia	

**1986**

1	12	Long, Chuck	QB	Iowa	
2a	29	James, Garry	RB	Louisiana State	(From Buf thru SF)
2b		Choice to SF			
3a	69	Milnick, Joe	T	North Carolina State	
4	92	Choice to LARm			
5	119	Mitchell, Devon	S	Iowa	
6		Smith, Oscar	S	Nichols State	
7		Choice to Dallas			
8		Choice to Buffalo			
9	205	Griffin, Allyn	WR	Wyoming	
9	231	Pickens, Lyle	CB	Colorado	
10	258	Johnson, Tracy	LB	Morningside	
11	290	Melvin, Leland	WR	Richmond	
12	317	Durden, Allan	S	Arizona	

**1987**

1	7	Rogers, Reggie	DE	Washington	
2		Choice to Hou			
3	63	Bail, Jerry	NT	SMU	
4	92	Rivers, Garland	S	Michigan	
5		Choice to Sea			
6	148	Lockett, Danny	LB	Arizona	
7a	175	Saleaumua, David	NT	Arizona State	
7b	203	Gibson, Dennis	LB	Iowa State	
9	230	Calloun, Rick	RB	Cal St.-Fullerton	
10	259	Brown, Ray	WR	South California	
11	286	Siverting, Brian	TE	Penn State	
12	315	Lee, Garry	WR	Georgia Tech	

**1988**

1	3	Blades, Bennie	S	Miami	
2a	29	Spelman, Chris	LB	Ohio State	
2b	32	Carter, Pat	WR	Florida State	
3	58	Roundtree, Ray	TE	Penn State	
4	85	White, William	CB	Ohio State	

5	111	Andolsek, Eric	G	Louisiana State		5	158	Waldroup, Kerwin	DE	Central State (Ohio)
6	142	Painter, Carl	RB	Hampton Institute		6		Choice to NE		
7	169	James, Jeff	WR	Stanford		7		Choice to Den		
8	198	Hadd, Gary	DT/NG	Minnesota						
9a	223	Corrington, Kip	FS	Texas A&M		<b>1997</b>				
9b	234	Irvin, Todd	T	Mississippi		1a	35	Westbrook, Bryant	CB	Texas
10	254	Craig, Paco	WR	UCLA		2a	54	Roque, Juan	T	Arizona State
11	281	McCoin, Danny	QB	Cincinnati		2b		Abrams, Kevin	CB	Syracuse (From Dal)
12		Choice to Ind				3		Choice to Dallas		
<b>1989</b>						4a		Choice to Dallas		
1	3	Sanders, Barry	RB	Oklahoma State		4b		Russell, Matt	LB	Colorado
2	30	Ford, John	WR	Virginia		5a	135	Chryplewicz, Pete	DE	Notre Dame
3	59	Utley, Mike	G/T	Washington State		5b	161	Ashman, Duane	DE	Virginia
4	86	Crockett, Ray	DB	Baylor		6	168	Ramirez, Tony	T	Northern Colorado
5	115	Pete, Lawrence	DT	Nebraska	(From Phi)	7a	206	Battle, Terry	RB	Arizona State
6	141	Peete, Rodney	QB	USC		7b	232	Harris, Marcus	WR	Wyoming
7	170	Woods, Jerry	DB	Northern Michigan		7c	239	Jordan, Richard	LB	Missouri Southern
8	197	Parker, Chris	DT	West Virginia		<b>1998</b>				
9	226	Maccready, Derek	DE	Ohio State		1	20	Fair, Terry	CB	Tennessee
10	253	Phillips, Jason	WR	Houston		2a	50	Crowell, Germane	WR	Virginia
11	282	Karpinski, Keith	LB	Penn State		2b	60	Batch, Charlie	QB	Eastern Michigan (From Mia thru GB)
12	309	Cribbs, James	DE	Memphis State		3		Choice to Mia		
<b>1990</b>						4a		Choice to Oak		
1	7	Ware, Andre	QB	Houston		4b		Choice to Mia		
2	35	Owens, Dan	DE	Pittsburgh		5		Choice to Mia		
3	62	Spindler, Marc	DE	USC		6b	185	Alexander, Jamaal	S	Southern Mississippi
4a	90	Hinckley, Rob	LB	Stanford		7	207	Liwienski, Chris	T	Indiana
4b	105	Oldham, Chris	CB	Oregon		<b>1999</b>				
5	118	Campbell, Jeff	WR	Colorado		1a	9	Claiborne, Chris	LB	USC
6	147	Henry, Maurice	WR	Kansas State		1b	27	Gibson, Aaron	T	Wisconsin (From SF thru Mia)
7	174	Hayward, Tracy	LB	Tennessee		2	70	DeVries, Jared	DE	Iowa (From Mia)
8a	194	Green, Willie	WR	Mississippi		3	103	Irvin, Sedrick	RB	Michigan State
8b	203	Fortin, Roman	T	San Diego State		4	137	Talton, Ty	S	Northern Iowa (From Phi)
9	229	Linn, Jack	T	West Virginia		5	177	Kriewaldt, Clint	LB	Wis-Stevens Point
10	258	Miller, Bill	WR	Illinois State		6	215	Pringley, Mike	DE	North Carolina (From GB)
11	285	Warnsley, Reginald	WR	Southern Mississippi		<b>2000</b>				
12	313	Claiborne, Robert	WR	San Diego State		1	20	McDougle, Stockar	T	Oklahoma
<b>1991</b>						2	50	Green, Barrett	LB	West Virginia
1	10	Moore, Herman	WR	Virginia		3	81	Droughns, Reuben	DE	Oregon
2		Choice to Dal				4		Choice to Phi		
3	58	Barrett, Reggie	WR	Texas-El Paso		5	145	Franz, Todd	CB	Tulsa
4	91	Scott, Kevin	CB	Stanford		6	181	Reese, Quinton	DE	Auburn
5	118	Conover, Scott	T	Purdue		7	253	Boone, Alfonso	DT	Mt San Antonio
6	151	Andrews, Rich	K	Florida State		<b>2001</b>				
7	178	Thomas, Franklin	TE	Grambling		1	18	Backus, Jeff	T	Michigan
8	205	Jackson, Cedric	FB	Texas Christian		2a	50	Raiola, Dominic	CB	Nebraska
9	231	Millburn, Darryl	DE	Grambling		2b	61	Rogers, Shaun	DT	Texas (From NYG)
10		Choice to Atl				3		Choice to NYG		
11	285	Watkins, Slup	WR	Louisiana State		4		Choice to NYG		
12	318	Alexander, Zeno	LB	Arizona		5a	148	Anderson, Scotty	WR	Grambling State
<b>1992</b>						5b	149	McMahon, Mike	QB	Rutgers (From NE thru NYJ)
1	66	Porcher, Robert	DE	So. Carolina State		6a	173	Glen, Jason	LB	Texas A&M (From NE thru SF)
2a	63	Scroggins, Tracy	OLB	Tulsa		7	180	Choice to NE		
2b	56	Hanson, Jason	K	Washington State	(From Dal)			Choice to StL		
3	81	McLemore, Thomas	TE	Southern		<b>2002</b>				
4		Choice to Dal				1	3	Harrington, Joey	QB	Oregon
5		Choice to No				2	35	Edwards, Kalimba	DE	South Carolina
6	145	Tharpe, Larry	T	Tennessee State		3	68	Goodman, Andre	DE	South Carolina
7		Choice to NE				4	134	Taylor, John	CB	Montana State
8	221	Clay, Willie	S	Georgia Tech		5	138	Owens, John	DE	Notre Dame
9		Choice to Dal				6	175	Cash, Chris	CB	USC
10		Choice to NE				7a	214	Staley, Luke	WR	Brigham Young
11	306	Tillison, Ed	FB	NW Missouri State		7b	253	Murphy, Matt	TE	Maryland
12		Choice to NE				7c	259	Rogers, Victor	T	Colorado
<b>1993</b>						<b>2003</b>				
1		Choice to NO				1	2	Rogers, Charles	WR	Michigan State
2	33	McNeil, Ryan	CB	Miami (Fla)	(From NYJ)	2	34	Bailey, Boss	LB	Georgia
3a	62	London, Antonio	LB	Alabama		3	66	Redding, Cory	DT	Texas
3b	68	Compton, Mike	C	West Virginia	(From Cle)	4	99	Pinner, Artose	RB	Kentucky
4		Choice to NYJ				5a	137	Holt, Terrence	S	North Carolina State
5		Choice to NO				5b	144	Davis, James	LB	West Virginia (From Was)
6	147	Jeffries, Greg	CB	Virginia		6	175	Kircus, David	WR	Grand Valley State
7	174	Hallcock, Ty	LB	Michigan State		7a	216	Johnson, Ben	CB	Wisconsin
8	201	Minniefield, Kevin	CB	Arizona State		7b	220	Adams, Blue	CB	Cincinnati (From Arz)
<b>1994</b>						7c	236	Drumm, Brandon	RB	Colorado (From Cle thru SD and Dal)
1	21	Morton, Johnnie	WR	USC		7d	260	Anglin, Travis	WR	Memphis
2	57	Malone, Van	S	Texas		<b>2004</b>				
3	93	Borham, Shane	DT	Tennessee		1a		Choice to Cle		
4	124	Bryant, Vaughn	CB	Stanford		1b	7	Williams, Roy	WR	Texas (From Cle)
5	154	Semple, Tony	G	Memphis State		1c	30	Johnson, Kevin	RB	Virginia Tech (From KC)
6	183	Borgella, Jocelyn	CB	Cincinnati		2a		Choice to KC		
7	215	Beer, Tom	LB	Wayne State		2b	37	Lehman, Teddy	LB	Oklahoma (From Cle)
<b>1995</b>						3	73	Smith, Keith	CB	McNeese State
1	20	Elliss, Luther	DT	Utah		4		Choice to KC		
2		Choice to SD				5	140	Lewis, Alex	LB	Wisconsin
3	70	Sloan, David	TE	New Mexico	(From StL)	6	172	Butler, Kelly	T	Purdue
4		Choice to StL				7	207	Choice to Buf		
5a	141	Boyd, Stephen	LB	Boston College		<b>2005</b>				
5b	156	McCorvey, Kez	WR	Florida State		1	10	Williams, Mike	WR	USC
5c	163	Cherry, Ronald	T	McNeese State		2a	37	Cody, Shaun	DT	USC (From Ten)
6a	186	Hickman, Kevin	TE	Navy		2b		Choice to Ten		
6b	192	Schlesinger, Corey	FB	Nebraska		3	72	Wilson, Stanley	CB	Stanford
7	228	Hempstead, Hessler	G	Kansas		4		Choice to Ten		
<b>1996</b>						5	145	Orlovsky, Dan	QB	Connecticut (From NE thru Arz)
1a	17	Brown, Reggie	LB	Texas A&M	(From Sea)	6	184	Swancutt, Bill	DE	Oregon State
1b	23	Hartings, Jeff	G	Penn State	(From SD)	6b	206	Goddard, Johnathan	LB	Marshall (From NE)
2		Choice to Den				7		Choice to SF		
3	76	Stewart, Ryan	S	Georgia Tech	(From Oak thru NE)					
4	129	Ford, Brad	CB	Alabama						

**2006**

1	9	Sims, Ernie	LB	Florida State	
2	40	Bullocks, Daniel	DB	Nebraska	
3	74	Calhoun, Brian	RB	Wisconsin	
4		Choice to NE			
5	141	Scott, Jonathan	T	Texas	
6	179	McCann, Dee	DB	West Virginia	
7a	217	Matua, Fred	G	USC	
7b	247	Cannon, Anthony	LB	Tulane	

**2007**

1	2	Johnson, Calvin	WR	Georgia Tech	
2	34	Choice to Buf			
2	43	Stanton, Drew	QB	Michigan State	(From Buf)
2	58	Alama-Francis, Ikaika	DE	Hawaii	(From NO)
2	61	Alexander, Gerald	S	Boise State	(From Bal)
3	66	Choice to NO			
3	74	Choice to Bal			
4	101	Choice to Jax thru Bal			
4	105	Davis, A.J.	CB	North Carolina St.	(Choice from Arz thru Oak)
4	117	Ramirez, Manny	G	Texas Tech	
5	139	Choice to StL			
5	145	Choice to NO			
5	154	Choice to StL			
5	188	Baldwin, Johnny	LB	Alabama A&M	(From Den)
6	176	Choice to Min thru Den			
7	212	Choice to Dal thru NYJ			
7	255	Robinson, Ramzee	CB	Alabama	

**2008**

1	15	Choice to KC			
1	17	Cherilus, Gosder	T	Boston College	
1		(From Min thru KC)			
2	45	Dizon, Jordan	LB	Colorado	
3	64	Smith, Kevin	RB	Central Florida	
3		(From Mia)			
3	66	Choice to Mia		(From KC)	
3	76	Choice to KC			
3	87	Fluellen, Andre	DT	Florida St.	
3		(From Cle)			
3	92	Avril, Cliff	DE	Purdue	(From Dal)
4	111	Choice to Cle thru Dal			
5	136	Moore, Kenneth	WR	Wake Forest	
5		(From Mia thru KC)			
5	144	Choice to NO			
5	146	Felton, Jerome	RB	Furman	(From NO)
6	176	Choice to Mia			
7	216	Cohen, Landon	DT	Ohio	
7	218	Campbell, Caleb	DB	Army	(From NO)

**2009**

1	1	Stafford, Matthew	QB	Georgia	
1	20	Pettigrew, Brandon	TE	Oklahoma State	(From Dal)
2	33	Delmas, Louis	DB	Western Michigan	
3	65	Choice to NYJ			
3	76	Levy, DeAndre	LB	Wisconsin	(From NO thru NYJ)
3	82	Williams, Derrick	WR	Penn State	(From Dal)
4	101	Choice to Dal			
4	115	Hill, Sammie	DT	Stillman	(From Was thru NYJ)
5	137	Choice to Bal thru Sea, Phi and NE			
6	174	Choice to Den			
6	192	Brown, Aaron	RB	Texas Christian	(From Dal)
7	210	Choice to Atl thru Dal			
7	228	Murtha, Lydon	T	Nebraska	(From NYJ)
7	235	Follett, Zack	LB	California	(From Atl thru Den)
7	255	Gronkowski, Dan	TE	Maryland	

**2010**

1	2	Suh, Ndamukong	DT	Nebraska	
1	30	Best, Jahvid	RB	California	(From Min)
2	34	Choice to Minnesota			
3	66	Spivey, Amari	DB	Iowa	
4	100	Choice to Minnesota			
4	128	Fox, Jason	T	Miami	(From Min)
5	133	Choice to Seattle			
5	146	Choice to Cleveland (From Denver)			
6	171	Choice to Atlanta			
7	209	Choice to Buffalo			
7	213	Young, Willie	DE	North Carolina State	(From Sea)
7	214	Choice to Minnesota			(From Cleveland)
7	220	Choice to Philadelphia			
7	255	Tim Toone	WR	Weber State	

**2011**

1	13	Fairley, Nick	DT	Auburn	
2	44	Young, Titus	WR	Boise State	
2	57	Leshoure, Mikel	RB	Illinois	
2	75	Choice to Seattle			
4	107	Choice to Seattle			
5	140	Choice to KC			
5	154	Choice to Seattle		(from KC)	
5	157	Hogue, Doug	LB	Syracuse	(from Bal thru Sea)
6	173	Choice to Seattle			
6	186	Choice to GB thru Den		(from Phi)	
7	205	Choice to Sea		(from Den)	
7	209	Culbreath, Johnny	T	South Carolina St.	(from Cle thru Sea)
7	210	Choice to Atlanta			
7	231	Choice to Miami thru SF and GB		(from NYJ)	

## LIONS TRADES SINCE 1969

- 8/11/69 Lions acquired TE Ken Barefoot from Washington in exchange for the Lions' 6th round pick in the 1970 draft.
- 9/4/69 Lions traded RB Dave Kopay to Washington in exchange for the Redskins' 6th round pick in the 1970 draft. The pick was acquired from Detroit in the Ken Barefoot trade.
- 9/10/69 Lions acquired DT Dan Goich from St. Louis in exchange for a 1970 8th round pick.
- 5/11/70 Lions acquired DE Len Persin from Philadelphia in exchange for a 1971 10th round pick.
- 8/26/70 Lions acquired WR Chuck Hughes from Philadelphia in exchange for G Robert Parker.
- 9/9/70 Lions traded DT Denis Moore to Philadelphia in exchange for the Eagles 1971 6th round pick (from the Los Angeles Rams).
- 10/6/70 Lions traded RB Larry Watkins to Philadelphia in exchange for the Eagles 1971 2nd round pick.
- 1/28/71 Lions traded QB Greg Barton to Philadelphia in exchange for the Eagles 1971 2nd round pick and 1972 2nd and 3rd round picks.
- 5/7/71 Lions acquired LB Carl Cunningham from Denver in exchange for T Roger Shoals.
- 7/7/71 Lions acquired WR Ron Jessie from the Los Angeles Rams in exchange for a 1972 4th round pick.
- 8/16/71 Lions traded LB Carl Cunningham to New Orleans in exchange for the Saints 1973 4th round pick.
- 9/1/71 Lions acquired DE Dick Evey from Los Angeles in exchange for a 1972 5th round pick.
- 9/9/71 Lions acquired RB Paul Gipson from Atlanta in exchange for a 1972 2nd round pick.
- 9/29/71 Lions acquired QB Bill Cappelman from Philadelphia in exchange for a 1972 3rd round pick, with the condition that Detroit agrees that no further compensation is due them from the Eagles for Larry Watkins, acquired in 1970.
- 2/1/72 Lions acquired RB Rudy Redmond, RB Sonny Campbell and a 1973 4th round pick from Atlanta in exchange for a 1972 2nd round pick.
- 4/14/72 Lions acquired DE Joe Schmiesing from St. Louis in exchange for T Ray Parson.
- 7/31/72 Lions traded DT Jerry Rush to Cleveland in exchange for a 1973 8th round pick.
- 8/22/72 Lions traded DB Al Clark to Los Angeles in exchange for a 1973 3rd round draft pick (from Oakland).
- 9/5/72 Lions acquired LB Rick Ogle from St. Louis in exchange for a 1973 6th round pick.
- 9/5/72 Lions acquired TE John Hilton from Washington in exchange for a 1973 5th round pick.
- 1/30/73 Lions traded TE Craig Cotton and a 1973 1st round pick to Chicago in exchange for Kansas City's 1973 1st round pick and Chicago's 1973 3rd round pick.
- 4/10/73 Lions traded LB Adrian Young to New Orleans in exchange for the Saints 1974 6th round pick.
- 6/13/73 Lions traded DT Joe Schmiesing to Baltimore in exchange for the Colts 1974 4th round pick.
- 7/26/73 Lions acquired G Brian Goodman from Los Angeles in exchange for a 1974 9th round pick.
- 7/27/73 Lions acquired WR Jim O'Brien from Baltimore in exchange for all consideration sent to Detroit for Joe Schmiesing (Baltimore's 1974 4th round pick).
- 8/1/73 Lions traded DT John Gordon to Baltimore in exchange for the Colts 1974 10th round draft pick.
- 8/30/73 Lions traded LB Ed Mooney to Baltimore in exchange for the Colts 1974 5th round pick.
- 9/6/73 Lions acquired DB Willie Germany from Atlanta in exchange for a 1974 5th round pick (from Baltimore in Ed Mooney trade).
- 9/7/73 Lions acquired DB Miller Farr from St. Louis in exchange for a 1974 4th round pick.
- 1/31/74 Lions traded DB Willie Germany to Philadelphia in exchange for T Mike Evans.
- 2/26/74 Lions acquired DB Ben Davis from Cleveland in exchange for a 1975 5th round pick.
- 5/14/74 Lions traded LB Jim Teal to Los Angeles in exchange for the Rams 1975 9th round pick.
- 8/7/74 Lions acquired DB Charlie Potts from St. Louis in exchange for cash (\$200).
- 8/16/74 Lions acquired QB Ed Hargett from Houston in exchange for a 1975 15th round pick.
- 8/17/74 Lions traded QB Bill Cappelman in exchange for QB Sam Wyche.
- 8/21/74 Lions traded WR Al Barnes to Denver for RB Jimmie Jones.
- 8/29/74 Lions acquired DB Leroy Mitchell from Denver in exchange for a 1975 9th round pick.
- 9/10/74 Lions acquired WR Tim George from Cincinnati in exchange for cash (\$100).
- 9/10/74 Lions acquired DB Charles West from Minnesota in exchange for a 1975 3rd round pick.
- 10/22/74 Lions acquired QB Joe Reed from San Francisco in exchange for a 1975 5th round pick.
- 1/29/75 Lions traded RB Leon Crosswhite to New England in exchange for the Patriots 1975 6th round pick and a 1976 8th round pick (acquired from Philadelphia).
- 2/3/75 Lions traded G Chuck Walton to Denver in exchange for LB Bill Lasky.
- 5/29/75 Lions traded C Ed Flanagan to San Diego in exchange for a 1976 2nd round pick (from Washington through San Diego).
- 7/30/75 Lions acquired C Jon Morris from New England in exchange for a 1976 6th round pick.
- 8/1/75 Lions traded WR Ron Jessie to Los Angeles for a 1976 1st round pick (from Green Bay through Los Angeles).
- 8/21/75 Lions acquired TE John McKakin from Pittsburgh in exchange for a 1977 5th round pick.
- 9/8/75 Lions acquired LB Larry Ball and a 1976 5th round pick from Miami in exchange for a 1976 4th round pick.
- 4/8/76 Lions traded their 1976 1st round pick (acquired from Green Bay through Los Angeles) to Chicago for the Bears 1976 1st and 3rd round picks.
- 7/22/76 Lions acquired WR J.D. Hill from Buffalo in exchange for a 1977 1st round pick.
- 7/23/76 Lions acquired G Mark Markovich from San Diego in exchange for a 1977 6th round pick.
- 8/25/76 Lions traded TE Leanneil Jones to San Diego in exchange for cash (\$200).
- 9/6/76 Lions traded WR Marlin Briscoe to New England in exchange for a 1977 6th round pick (from Minnesota through New England).
- 9/6/76 Lions traded QB Bill Munson to Seattle in exchange for the Seahawks 1977 5th round pick.
- 6/17/77 Lions traded P Herman Weaver to Denver in exchange for the Broncos 1978 4th and 6th round picks.
- 8/11/77 Lions acquired RB Marv Hubbard from Oakland in exchange for cash (\$100).
- 8/19/77 Lions acquired K Fred Steinfort from Seattle in exchange for cash (\$100).
- 9/1/77 Lions acquired K Steve Mike-Mayer from San Francisco in exchange for a 1978 8th round pick.
- 4/27/78 Lions acquired LB Dave Washington from San Francisco in exchange for a 1979 5th round pick.
- 4/28/78 Lions acquired the draft rights to P Tom Skladany from Cleveland in exchange for a 1978 3rd round pick and a 1979 7th round pick.
- 5/1/78 Lions traded DT Herb Orvis to Baltimore in exchange for WR Freddie Scott and the Colts 1978 4th round pick.
- 5/2/78 Lions traded LB Jim Laslavic to San Diego in exchange for the Chargers 1978 5th and 6th round picks.
- 5/11/78 Lions traded T Rockne Freitas to Tampa Bay in exchange for the Buccaneers 1979 4th round pick.
- 7/20/78 Lions acquired QB Jimmy Allen from Pittsburgh in exchange for a 1979 4th round pick (acquired from Tampa Bay).
- 8/2/78 Lions acquired DT Dave Gallagher from the New York Giants in exchange for a 1979 8th round pick.
- 8/2/78 Lions acquired RB Marsh White from the New York Giants in exchange for a 1979 11th round pick.
- 8/14/78 Lions acquired TE Bill Gay from Denver in exchange for DB Charlie West and Detroit's 8th round pick in the 1979 draft.
- 8/14/78 Lions acquired DE Jim Mitchell from New England in exchange for T Bob McKay.
- 8/16/78 Lions acquired RB John Brockington from Kansas City in exchange for RB Eddie Payton.
- 8/16/78 Lions traded K Skip Butler to Dallas in exchange for the Cowboys 1979 11th round pick.
- 8/23/78 Lions acquired C Mike Montler from Denver in exchange for a 1980 8th round pick.
- 8/28/78 Lions acquired T Karl Baldischwiller from Miami in exchange for a 1979 10th round pick.
- 8/28/78 Lions acquired LB Garth Ten Napel from Atlanta in exchange for cash (\$500).
- 9/27/78 Lions traded DE Ernie Price to Seattle in exchange for DE Bill Cooke and the Seahawks 1979 8th round pick.
- 1/9/79 Lions acquired a 1979 12th round pick from New England in exchange for past considerations.
- 4/16/79 Lions acquired T Gordon Jolley from Seattle in exchange for past consideration.
- 4/30/79 Lions traded QB Greg Landry to Baltimore in exchange for the Colts 1979 4th round, 5th round picks (from San Diego through Baltimore), and 1980 3rd round pick.
- 8/20/79 Lions acquired DT Cleveland Elam from San Francisco in exchange for a 1980 2nd round pick.
- 4/8/80 Lions acquired Denver's 1980 8th round pick (traded to Broncos in Mike Montler trade) in exchange for a 1981 12th round pick and past considerations from the Montler trade.
- 4/10/80 Lions traded C Larry Tearry to Kansas City in exchange for the Chiefs 1980 5th round and 9th round picks (from San Francisco through Kansas City).
- 4/24/80 Lions acquired LB Stan White from Baltimore in exchange for a 1980 8th round pick.
- 7/24/80 Lions traded LB Ed O'Neil to New England for the Patriots 1981 9th round pick.
- 8/12/81 Lions traded T Bill Searecy to Miami for the Dolphins 1982 12th round pick.
- 8/18/81 Lions acquired LB Steve Towle from Miami in exchange for a 1982 9th round pick.
- 8/19/81 Lions traded T Lee Spivey to Washington in exchange for the Redskins 1982 12th round pick.
- 4/26/83 Lions traded G Russ Bolinger to the Los Angeles Rams in exchange for the Rams 1983 5th round pick.
- 4/26/83 Lions acquired DT Mike Fanning from the Los Angeles Rams in exchange for a 1984 5th round pick.
- 7/21/83 Lions traded DE Al Baker to St. Louis in exchange for the Cardinals 1984 3rd and 8th round picks.
- 7/29/83 Lions traded T Karl Baldischwiller to Baltimore in exchange for the Colts 1984 7th round pick.
- 8/24/83 Lions traded TE David Hill to the Los Angeles Rams in exchange for the Rams



	1984 3rd round pick.	4/22/01	Lions acquired New England's 2001 5th round pick in exchange for Detroit's 2001 6th and 7th round picks.
8/29/83	Lions traded WR Tracy Porter to Baltimore in exchange for the Colts 1984 11th round pick.	9/2/01	Lions acquired QB Ty Detmer from Cleveland in exchange for a 2002 4th round pick.
8/27/84	Lions acquired LB Angelo King from Dallas in exchange for a 1986 6th round pick.	8/23/02	Lions trade G Brenden Stai to Washington for the Redskins 2003 5th round pick.
5/1/85	Lions traded QB Gary Danielson to Cleveland in exchange for the Browns 1986 3rd round pick.	4/27/03	Lions trade WR Larry Foster to Arizona for the Cardinals's 2003 7th round pick.
5/3/85	Lions acquired QB Joe Ferguson from the Buffalo Bills in exchange for a 1986 7th round pick.	4/27/03	Lions trade RB Aveion Cason to Dallas for the Cowboys 2003 7th round pick.
7/25/85	Lions traded WR Robbie Martin to Indianapolis in exchange for RB Alvin Moore.	8/31/03	Lions acquired RB Olandis Gary from Buffalo for a 2004 7th round pick.
8/21/85	Lions traded LB Gary Cobb to Philadelphia in exchange for RB Wilbert Montgomery.	4/24/04	Lions trade 2004 1st round pick to Cleveland in exchange for the Browns 2004 1st and 2nd round picks.
9/1/86	Lions acquired LB Shelton Robinson from Seattle in exchange for a 1987 5th round pick.	4/24/04	Lions acquired Kansas City's 2004 1st round pick in exchange for Detroit's 2004 2nd and 4th round picks and a 2005 5th round pick.
9/22/86	Lions acquired T Harvey Salem from Houston in exchange for a 1987 2nd round pick.	4/23/05	Lions acquired Tennessee's 2005 2nd round pick in exchange for Detroit's 2005 2nd and 4th round.
9/1/87	Lions acquired TE Derek Ramsey from Indianapolis in exchange for a 1988 12th round pick.	4/24/05	Lions acquired New England's 2005 5th and 6th round picks in exchange for a 2006 4th round pick.
11/10/87	Lions traded TE Jimmie Giles to Philadelphia in exchange for the Eagles 1988 9th round pick.	8/11/05	Lions acquired S Jon McGraw from New York Jets for a 2007 7th round pick.
5/2/90	Lions traded QB Chuck Long to the Los Angeles Rams in exchange for the Rams 1991 3rd round pick.	5/12/06	Lions trade QB Joey Harrington to Miami for a 2007 5th round pick.
8/20/90	Lions acquired RB Greg Paterra from Atlanta in exchange for a 1991 10th round pick.	3/2/07	Lions trade CB Dre' Bly and a 2007 6th round pick to Denver for RB Tatum Bell, T George Foster and the Rams 2007 5th round pick.
8/26/90	Lions traded WR John Ford to Seattle in exchange for an undisclosed conditional draft pick.	3/2/07	Lions trade DE James Hall to St. Louis for the Rams 2007 5th round pick.
9/13/90	Lions traded DE Eric Williams to Washington in exchange for RB James Wilder.	4/28/07	Lions trade 2007 2nd round pick to Buffalo in exchange for the Bills 2007 2nd and 3rd round picks.
4/21/91	Lions acquired DE Kelvin Pritchett from Dallas in exchange for a 1991 2nd, 3rd and 4th round picks.	4/28/07	Lions trade QB Josh McCown and WR Mike Williams to Oakland Raiders in exchange for the Raiders 2007 4th round pick.
8/22/91	Lions acquired WR Brett Perriman from New Orleans in exchange for a 1992 5th round pick.	4/28/07	Lions acquired New Orleans 2007 2nd round pick in exchange for Detroit's 2007 3rd and 5th round picks.
10/8/91	Lions traded T Harvey Salem to Denver in exchange for the Broncos 1992 3rd round pick.	4/28/07	Lions trade 2007 3rd and 4th round picks to Baltimore in exchange for the Ravens 2007 2nd round pick.
4/26/92	Lions acquired Dallas 1992 2nd round pick in exchange for Detroit's 1992 3rd, 4th and 5th round picks.	4/29/07	Lions acquired a 2007 4th round pick from St. Louis in exchange for two 2007 5th round picks.
4/27/92	Lions acquired New England's 1992 6th round pick in exchange for Detroit's 1992 6th, 7th, 10th and 12th round picks.	3/1/08	Lions acquired CB Leigh Bodden and a 2008 3rd round pick with Cleveland in exchange for DT Shaun Rogers.
4/23/93	Lions traded NT Jerry Ball to Cleveland in exchange for the Browns 1993 3rd round pick.	4/26/08	Lions acquired Kansas City's 2008 1st round, 3rd round and 5th round picks in exchange for Detroit's 1st and 3rd round picks.
4/25/93	Lions acquired LB Pat Swilling from New Orleans in exchange for Detroit's 1993 1st and 4th round picks.	4/27/08	Lions trade 2008 3rd and 6th round picks to Miami in exchange for the Dolphins 2008 3rd round pick.
4/25/93	Lions acquired the New York Jets 1993 2nd round pick in exchange for Detroit's 1993 2nd and 5th round picks.	4/27/08	Lions trade 2008 4th round and 2009 4th round picks to Dallas in exchange for the Cowboys 2008 3rd round pick.
4/27/94	Lions traded WR Reggie Barrett to Seattle in exchange for the Seahawks 1995 5th round pick.	4/27/08	Lions trade 2008 5th round choice to New Orleans in exchange for 2008 5th round and 7th round picks.
7/12/94	Lions traded S William White to Kansas City in exchange for an undisclosed, conditional draft pick.	10/14/08	Lions acquired Dallas' 2009 1st, 3rd and 6th round selections in exchange for WR Roy Williams and a 2009 7th round pick.
3/2/95	Lions acquired P Harold Alexander from Atlanta in exchange for an undisclosed, conditional draft pick.	3/2/09	Lions acquired CB Anthony Henry from Dallas in exchange for QB Jon Kitna.
4/17/95	Lions traded RB Derrick Moore to San Francisco in exchange for the 49ers 1995 5th round pick.	3/16/09	Lions acquired LB Julian Peterson from Seattle in exchange for DT Cory Redding and a 2009 5th round pick.
4/22/95	Lions acquired San Diego's 1996 1st round pick in exchange for a 1995 2nd round pick.	4/26/09	Lions trade 2009 3rd round pick to New York Jets in exchange for the Jets 2009 3rd, 4th and 7th round picks.
4/22/95	Lions acquired St. Louis' 1995 3rd round pick in exchange for a 1995 3rd and 4th round picks.	4/26/09	Lions trade 2009 6th round pick to Denver for the Broncos 2009 7th round and 2010 5th round pick.
5/30/95	Lions acquired CB Corey Raymond from Jacksonville in exchange for LB Ty Hallock.	7/1/09	Lions acquire WR/PR Dennis Northcutt from Jacksonville in exchange for S Gerald Alexander.
4/12/96	Lions acquired RB/KR Glyn Milburn from Denver in exchange for two undisclosed draft picks.	9/4/09	Lions acquire S Ko Simpson from Buffalo in exchange for a 2010 7th round draft pick.
4/20/96	Lions acquired Seattle's 1996 1st round pick in exchange for Detroit's 1996 1st and 3rd round picks.	9/7/09	Lions acquire a 2011 7th round pick from New York Jets in exchange for QB Kevin O'Connell.
4/20/96	Lions acquired New England's 1996 3rd round pick in exchange for Detroit's 1996 3rd, 4th and 5th round picks.	3/6/10	Lions acquire DT Corey Williams and a 2010 7th round draft choice from Cleveland in exchange for a 2010 5th round pick.
4/19/97	Lions acquired Dallas' 1997 2nd round pick in exchange for Detroit's 1997 3rd and 4th round picks.	3/13/10	Lions acquire CB Chris Houston from Atlanta in exchange for a 2010 6th round pick and a 2011 7th round pick.
3/25/98	Lions acquired LB Rob Fredrickson from Oakland in exchange for a 1998 4th round pick.	3/16/10	Lions acquire QB Shaun Hill from San Francisco in exchange for a 2011 7th round pick.
4/18/98	Lions acquired Miami's 1998 2nd round pick (through Green Bay) for Detroit's 1998 3rd, 5th and 6th round picks.	4/6/10	Lions acquire G Rob Sims and a 2010 7th round pick from Seattle in exchange for DE Robert Henderson and a 2010 5th round pick.
4/21/98	Lions acquired Green Bay's 1999 7th round pick in exchange for RB/KR Glyn Milburn.	4/20/10	Lions acquire TE Tony Scheffler from Denver in a three-team trade that sends LB Ernie Sims to Philadelphia.
3/17/99	Lions acquired Baltimore's 1999 3rd round pick and 2000 5th round pick in exchange for QB Scott Mitchell.	4/22/10	Lions acquire a 2010 1st round and 4th round picks from Minnesota in exchange for Detroit's 2010 2nd round pick, 4th round and 7th round picks.
4/17/99	Lions acquired Miami's 1999 1st round pick (through San Francisco) in exchange for Detroit's 1999 2nd, 3rd and 5th round picks.	4/24/10	Lions acquire 2011 6th round pick from Philadelphia in exchange for a 2010 7th round pick.
4/17/99	Lions acquired Miami's 1999 3rd round pick in exchange for Detroit's 1999 3rd and 7th round picks.	8/19/10	Lions acquired DE Lawrence Jackson from Seattle for a 2011 6th round pick.
4/18/99	Lions acquired Philadelphia's 1999 5th round pick in exchange for a 2000 4th round pick.	8/31/10	Lions trade T Tyler Polunbus to Seattle for an undisclosed 2012 draft pick.
8/31/99	Lions acquired RB Greg Hill from the St. Louis Rams in exchange for Detroit's 2000 5th round (from Baltimore) and 7th round picks.	9/6/10	Lions acquire CB Alfonso Smith and a 2011 7th round pick from Denver in exchange for TE Dan Gronkowski and a 2011 6th round pick.
4/21/01	Lions acquired New England's 2001 2nd and 6th round picks in exchange for a 2nd round pick.	4/29/11	Lions acquire 2011 2nd round, 5th round and 7th round picks from Seattle in exchange for 2011 3rd round, 4th round, 5th round and 7th round picks.
4/21/01	Lions acquired New York Giants 2001 2nd round pick in exchange for Detroit's 2001 3rd and 4th round picks.		





## \* Deceased

Player	Pos.	College	Years	
Abrams, Kevin	CB	Syracuse	1997-00	BY, D're
Adams, Ernie	LB	Illinois	1987	Bodden, Steve
Adams, Abraham	E	Indiana	1989	Bodden, Leigh
Ahrens, Dave	B	Wisconsin	1988	Boden, Lynn
Aielo, Anthony	D	Youngstown	1994	"Bodenger, Maurice
Alama-Francis, Ikaika	G	Hawaii	2007-08	Bodford, Shaun
Alderman, Grady	D	Detroit	1960	Bolinger, Russ
Aldridge, Allen	LB	Houston	1998-01	Bonham, Andy
Alexander, Bruce	LB	Stephen F. Austin	1988-91	Bonham, Shane
Alexander, Gerald	TE	Boise State	2007-09	Booth, Richard
Alexander, Stephen	C	Oklahoma	2004	Borgella, Jocelyn
Alford, Mike	DE	Auburn	1966	Bostic, John
Allen, Jimmy	DB	UCLA	1978-81	Bouwers, Shawn
Allen, Nate	LB	Texas Southern	1979	"Bowman, William
Allerman, Kurt	LB	Penn State	1985	"Box, Cloyce
Allen, Anderson	E	Stanford	1991	Boyd, Stephen
Anderson, Courtney	T	San Jose State	2007	Boyd, Thomas
Anderson, Gary A.	G	Stanford	1977-78	Boyd, Tommie
Anderson, Gary W.	R	Arkansas	1993	Bradford, Corey
Anderson, Scotty	WR	Grambling	2001-04	Bradley, Danny
Anderseth, Eric	LB	Louisiana State	1968-81	Bradley, Jon
"Ane, Charles	P	Southern California	1953-59	Bradley, Luther
Araguz, Leo	P	Stephen F. Austin	2001	"Bradshaw, Charlie
Arena, Anthony	R	Michigan State	1942-46	Brettschneider, Carl
Arnold, Jim	RB	Vanderbilt	1988-93	"Briggs, Paul
Arnold, John	P	Wyoming	1979-80	Brill, Harold
Aschom, Richard	QB	Oregon	1943	"Brim, Michael
Atkins, George	G	Auburn	1955	Briscoe, Marlon
Atkins, James	T	Southwest Louisiana	2000	Britt, Maurice
Atty, Alexander	E	West Virginia	1941	Brock, Lou
Austin, James	F	St. Mary's (Calif.)	1939	Brock, Willie
Auri, Cliff	DE	Purdue	2008-	Brooks, Barrett
				Brooks, Jon
				Brooks, Kevin
				Brooks, Michael
				Brooks, Steve
				Brown, Aaron
				Brown, Arnold
				Brown, C.C.
				Brown, Charlie
				Brown, Corwin
				Brown, Howard
				Brown, J.B.
				Brown, Lomas
				Brown, Mark
				Brown, Marvin
				Brown, Ray
				Brown, Reggie
				Brown, Roger
				Bryan, Robert
				Bryant, Copeland
				Bryant, Anthony
				Bryant, Fernando
				Bryson, Shawn
				Buchanan, Phillip
				"Bulger, Chester
				Bullocks, Daniel
				Bunz, Don
				Burleson, Nate
				Burns, Mike
				Burton, Leonard
				Busch, Samuel
				Buscsey, Dexter
				Butcher, Paul
				Butler, Kelly
				C
				Caddel, Ernie
				Cain, James
				Cain, Pat
				Calhoun, Brian
				"Callahan, J.R.
				Callahan, William
				Callicut, Ken
				Calvelti, Anthony
				Campbell, Caleb
				Campbell, Dan
				Campbell, Jeff
				Campbell, Lamar
				Campbell, Mike
				"Campbell, Stanley
				Cannon, Anthony
				Cappleman, Bill
				Capria, Carl
				Cardwell, Lloyd
				Carpenter, Bobby
				"Carpenter, Lewis
				Carr, Carl
				Carr, Mark
				Carlington, Darren
				Carter, Anthony
				Carter, Marty
				Carter, Pat
				Case, Stoney
				Cash, Chris
				Lason, Avonion
				Cassado, Howard



*Caston, Toby	LB	Louisiana State	1989-93	Derby, John	LB	Iowa	1992
Caver, James	WR	Missouri	1983	*DeShane, Charles	B	Alabama	1945-49
Cesare, Billy	WR	Miami (Fla.)	1982	Detmer, Ty	QB	Brigham Young	2001-03
Chadwick, Jeff	WCLA	Grand Valley State	1983-89	DeVries, Jared	DE	Iowa	1999-10
Chelenski, Mike	DE	UCLA	1989	Dibale, Dome	LB	Michigan State	1951, 53, 57
Chandler, Karl	C	Princeton	1978	Dichel, Dan	DE	Iowa	1978
Chantiles, Thomas	C	Southern California	1942	*Diehl, David	E	Michigan State	1939-40, 44-45
Chapman, Clarence	DB	Eastern Michigan	1985	Dietrich, Chris	T	North Carolina State	1980-86
Chase, Benjamin	G	Navy	1947	Diorio, Jerry	TE	Michigan	1987
Cherilus, Gosder	T	Boston College	1980	Dixon, André	TE	Northeastern	1999
Cherry, Raphael	DB	Hawaii	1987-88	Dizon, Jordan	C	Colorado	2008-10
*Christensen, Frank	T/DB	Utah	1934-37	Dodge, Kirk	LB	UNLV	1984-85
*Christensen, George	B	Oregon	1934-38	Doig, Steve	LB	New Hampshire	1984-85
*Christiansen, Jack	B	Colorado A&M	1951-58	*Doll, Donald	B	Southern California	1949-52
Chryplewicz, Pete	TE	Notre Dame	1997-99	Dollinger, Tony	FB	Evangel	1987
*Cifelli, August	B	Notre Dame	1950-52	*Doran, James	E	Iowa State	1951-59
*Cifers, Robert	B	Tennessee	1944-46	*D'Orazio, Joseph	T	Ithaca	1944
Circuro, Vinny	LB	Colorado	2009-10	Domey, Keith	T/G	Penn State	1979-87
Claiborne, Chris	LB	Southern California	1999-02	*Dove, Robert	E/G	Notre Dame	1953-54
Clark, Al	DB	Eastern Michigan	1971	Dozier, D.J.	RB	Penn State	1991
Clark, Brian	WR	North Carolina State	2010	*Dronett, Shane	DE	Texas	1996
Clark, Dexter	DB	Toledo	1987	Droughns, Reuben	WR	Oregon	2001
Clark, Earl "Dutch"	B	Colorado	1934-38	Drummond, Eddie	WR	Penn State	2002-06
Clark, Ernie	LB	Michigan State	1963-67	Dubinski, Thomas	QB	Utah	1952-54
Clark, Jessie	LB	Arkansas	1988	Dubzinski, Walter	G	Boston College	1941
Clark, Robert	WR	North Carolina Central	1989-91	Duckens, Mark	DE	Arizona State	1990
Clark, Wayne	E	Utah	1944-45	Duckett, T.J.	RB	Michigan State	2007
Clay, Willie	S	Georgia Tech	1992-95	Dudish, Andrew	C	Georgia	1948
*Clemons, Raymond	DE	Central Oklahoma State	1939	*Dudley, Bill	E	Virginia	1947-48
Cline, Jackie	DE	Alabama	1990	Dugger, John	E	Ohio State	1947-48
*Cline, Ollie	B	Ohio State	1950-53	Duncan, James	E	Wake Forest	1950
Clowes, John	T	William & Mary	1951	Duncan, Rick	E	East Montana State	1969
Cobb, Garry	LB	Southern California	1979-84	Dunlap, Leonard	DB	North Texas State	1975
Cobourne, Avon	LB	West Virginia	2003-04				
Cody, Bill	LB	Auburn	1965				
Cody, Shaun	DE	Southern California	2005-08				
Cofe, Michael	DE/LB	Tennessee	1983-92	E			
Cogdill, Gail	E	Washington State	1960-68	Earon, Blaine	E	Duke	1952-53
Cohen, Joe	DT	Florida	2009	*Ebbing, Harry	E	St. Mary's (Calif.)	1934-37
Cohen, Landon	DT	Ohio	2008-09	Eddy, Nick	RB	Notre Dame	1968-72
Cole, Kearny	WR	Southern California	1978-80	Edwards, Doyonte	CB	North Carolina State	2007
Cole, Eddie	LB	Mississippi	1979-80	Edwards, Kalimba	DE	Southern California	2002-07
Coliella, Thomas	B	Canisius	1941-43	Edwards, Troy	WR	Louisiana Tech	2005
Colon, Harry	S	Missouri	1992-94, 97	Edwards, Stan	WR	Michigan	1987
Collins, Andre	B	Michigan	1999	Ehmann, Joe	DT	Syracuse	1981-82
Compton, Dick	B	McMurry	1962-64	Eiden, Edmund	B	Scranton	1944
Compton, Mike	G	West Virginia	1953-00	Ekejiuba, Isaiah	LB	Virginia	2010-
*Conannon, Jack	QB	Boston College	1975	Elam, Cleveland	DT	Tennessee State	1979
*Conlee, Gerry	C	St. Mary's (Pa.)	1943	Elder, Donnie	DB	Memphis State	1986
Conover, Scott	T	Purdue	1991-96	*Ellis, Homer	G	Tennessee State	1978-84
Cook, Damian	G	Bethune-Cookman	2008-09	Ellerson, Gary	B	Wisconsin	1982
Cook, Gene	E	Toledo	1959	Ellis, Devalle	WR	Hofstra	2006-07
Cook, Ted	E	Alabama	1947	Ellis, Ken	DB	Southern	1979
Cooke, Bill	DT	Massachusetts	1978	*Ellis, Lawrence	DB	Syracuse	1948
*Cooper, Harold	B	Detroit	1937	Emmanuel, Bert	DT	Utah	1995-03
Cooper, Rafael	RB	Louisville	2002	Emerson, Robert	WR	Rice	2001
Corgan, Michael	B	Notre Dame	1964	Emerick, Robert	T	Miami (Ohio)	1934
Cotton, Craig	TE	Youngstown State	1993-92	*Emerson, Gover "Ox"	OL/LB	Texas	1934-37
Cottrell, Bill	T	Delaware Valley	1967-70	Engelbrecht, Paul	T	Northwestern	1934
Crabtree, Clement	T	Wake Forest	1940-41	English, Greg	C	Illinois	1989
Craig, Paco	WR	UCLA	1988	English, Doug	DT/NT	Texas	1975-79, 81-85
*Creehmer, Lou	T	William & Mary	1950-59	Erick, Fred	QB	Arizona	1948-51
Cremmer, Theodore	E	Auburn	1946-48	Erlexben, Russell	P	Texas	1987
Critbs, James	DE	Memphis State	1989	Evans, Doug	CB	Louisiana Tech	2003
Crockett, Ray	QB	Baylor	1983-93	Evans, Leon	DE	Miami (Fla.)	1985-87
Croft, Don	DT	UTEP	1976	*Evans, Murray	DB	Hardin-Simmons	1942-43
Cronin, Gene	G	Pacific	1956-59	Evey, Dick	T	Tennessee	1971
Crosby, Ron	LB	Penn State	1977				
Crosswhite, Leon	WR	Oklahoma	1973-74	F			
Crowell, Germane	WR	Arizona State	1980-81	Faggins, Demarcus	CB	Kansas State	2009
Culpepper, Daunte	QB	Central Florida	2008-09	Fair, Terry	CB/KR	Tennessee	1998-01
Curley, August	LB	Southern California	1983-86	Fanning, Mike	DT	Notre Dame	1983
Curry, Donte	LB	Morris Brown	2002-07	Fantetti, Ken	LB	Wyoming	1979-85
Curry, Julius	S	Michigan	2003	*Farkas, Andrew	B	Detroit	1945
				Famer, George	WR	UCLA	1975
				Farr, Mel	RB	UCLA	1967-73
				Farr, Mike	WR	UCLA	1990-92
				Farr, Miller	DB	Wichita	1987
				Federico, Craig	DB	Illinois State	1983
				*Feldhaus, William	T	Cincinnati	1937-40
				Felton, Jerome	FB	Furman	2008-
				Felton, Joe	G	Albion	1987
				Felts, Bob	H	Florida A&M	1965-67
				*Fena, Thomas	B	Colorado	1937
				Fernbeck, Charles	B	UCLA	1943-45
				Ferguson, Joe	QB	Arkansas	1985-87
				Ferguson, Keith	DE	Ohio State	1985-91
				Ferguson, Larry	HB	Iowa	1963
				Fichman, Leon	T	Alabama	1946-47
				Fields, Anthony	DT	Eastern Michigan	1987
				Fields, Edgar	DB	Texas A&M	1981
				Fifer, William	T	West Texas State	1978
				Figurs, Yamon	WR	Kansas State	2009
				Fisher, Travis	CB	Central Florida	2007-08
				*Fisk, William	E	Southern California	1940-43
				FitzSimmons, Casey	TE	Carroll College (Mont.)	2003-09
				Flanagan, Ed	C	Purdue	1985-74
				Flanagan, Richard	LB	Ohio State	1950-52
				Fletcher, Jamar	CB	Wisconsin	2006
				Fluellen, Andre	DT	Florida State	2008-
				Follett, Zack	LB	California	2009-10
				Folmar, Brendon	CB	California (Pa.)	1987
				Foot, Larry	QB	Michigan	2009
				Ford, Brad	CB	Alabama	1986
				Ford, Darryl	LB	New Mexico State	1992-93
D							
D'Addio, Dave	FB	Maryland	1984				
D'Alonzo, Peter	B	Villanova	1951-52				
Dallafor, Ken	G	Minnesota	1989-92				
Danielson, Gary	QB	Purdue	1976-84				
Darby, Byron	OL	Southern California	1989				
Darby, Chuck	DT	South Carolina State	2008-09				
*David, James	DE	Colorado A&M	1952-59				
Davis, Ben	DB	DePance	1974-76				
Davis, Buster	LB	Florida State	2007				
Davis, Eric	CB	Jacksonville State	2002				
Davis, Frank	G	South Florida	2006-07				
*Davis, Glenn	E	Ohio State	1960-61				
Davis, James	LB	West Virginia	2003-05				
Davis, Jerome	NT	Bail State	1987				
Davis, Milt	HB	UCLA	1956				
Dawley, Frederick	B	Michigan	1944				
*Dawson, Mike	DT	Arizona	1983				
Daykin, Tony	LB	Georgia Tech	1977-78				
*DeCorrevont, William	B	Northwestern	1947-48				
*DeFruiter, Robert	B	Nebraska	1946				
Delaney, Jeff	DB	Pittsburgh	1981				
Delmas, Louis	S	Western Michigan	2009-				
*DeMarco, Mario	G	Miami (Fla.)	1945				
DeMulling, Rick	G	Idaho	2005-08				
Dennis, Guy	G	Florida	1973-75				
DePoyster, Jerry	K	Wyoming	1968				



Ford, John	WR	Virginia	1989	*Hackney, Elmer	B	Kansas State	1942-46
Ford, Aldo	G	Montana	1946	Hadd, Gary	DT	Minnesota	1988
Fortin, Roman	T	San Diego State	1991	Hafen, Bernard	E	Utah	1949-50
Foster, George	G	Georgia	2007-08	Haggerty, Mike	T	Miami (Fla.)	1973
Foster, Larry	WR	Louisiana State	2000-02	Hakim, Az-Zahir	WR	San Diego State	2002-04, 06
Fowler, Amos	C	Southern Mississippi	1978-84	Hall, Alvin	CB	Miami (Ohio)	1981-85, 87
Fowler, Eric	WR	Grand Valley State	2009	Hall, James	DE	Michigan	2000-06
Fox, Jason	CB	Miami (Fla.)	2011	Hall, John	B	Texas Christian	1942
Fox, Vernon	T	Fresno State	2004-05	Hall, Ron	TE	Hawaii	1994-95
Fralic, Bill	G	Pittsburgh	1993	Hall, Tom	E	Minnesota	1962-63
Franklin, Dennis	WR	Michigan	1975-76	Hallock, Ty	TE/LB	Michigan State	1993-94
Franks, Dennis	C	Michigan	1999	Hamilton, Raymond	E	Arkansas	1939
Fredrickson, Rob	LB	Michigan State	1998	Hamilton, Remy	E	Michigan	2005
Freitas, Rodne	T	Oregon State	1968-77	Hamm, Gene	WR	Western Michigan	1972
French, Barry	T	Purdue	1951	Hand, Larry	DE	Appalachian State	1964-77
Frerotte, Gus	QB	Tulsa	1999	Hanks, Ben	LB	Florida	1997
Friede, Mike	WR	Indiana	1980	*Hanneman, Chuck	E	Michigan Normal	1937-41
Friszell, William	DB	North Carolina Central	1984-85	Hansen, Dale	K	Michigan State	1944-48, 49
Friskose, Bill	DB	Miami (Fla.)	1974	Hanson, Jason	K	Washington State	1971-73
Frutag, Edward	DE	Michigan	1945-46	*Harder, Pat	B	Wisconsin	1951-53
Fucci, Dominic	B	Kentucky	1975	Harding, Roger	C	California	1948
*Furness, Steve	DT	Rhode Island	1981	Hardy, James	QB	Southern California	1952
Furrey, Mike	WR	Northern Iowa	2006-08	Harper, Dwayne	CB	South Carolina State	1999
Furst, Anthony		Dayton	1940-41, 44	Harrell, James	LB	Florida	1979-83, 85-86
				Harrison, Joey	QB	Oregon	2002-08
				Harris, Arlen	RB	Virginia	2006
				Harris, Corey	S	Vanderbilt	2002-03
				Harris, Nick	P	California	2003-
				Harrison, Chris	G	Virginia	1996
				Harrison, Granville	WR	Mississippi State	1942
				*Hart, Leon	QB	Notre Dame	1950
				Hartings, Jess	TE	Penn State	1936-00
				Harvey, Maurice	DB	Ball State	1983, 87
				Haverdick, Dave	DE	Morehead State	1970
				Havner, Spencer	TE	UCLA	2010
				Hayworth, Tracy	LB	Tennessee	1990-95
				*Hawkers, George	LB	Wisconsin	1947-49
				Held, Paul	B	San Jose State	1955
				Heller, Will	TE	Georgia Tech	1959
				Helms, John	E	Georgia Tech	1946
				Hempstead, Hessley	C/G	Kansas	1995-97
				Henderson, John	E	Michigan	1965-67
				Herniman, Mike	LB	Tennessee Tech	1973-75
				Henry, Anthony	CB	South Florida	2004
				Henson, Drew	QB	Michigan	2008
				Herron, Anthony	DE	Iowa	2001
				Hertwig, Craig	T	Georgia	1975-77
				*Hewwood, Ralph	E	Southern California	1947
				Hickman, Donnie	G	Southern California	1978
				Hickman, Kevin	TE	Navy	1995, 97-98
				Hicks, Ivan	DB	Michigan	1987
				Hicks, LaMarcus	S	Iowa State	2007-08
				Hicks, Mark	LB	Arizona State	1947
				Hicks, R.W.	LB	Humboldt State	1975
				Hightower, Ben	E	San Houston	1943
				*Hilgenberg, Wally	LB	Iowa	1964-66
				Hilger, Rusty	QB	Oklahoma State	1988
				Hill, David	TE	Texas A&M	1976-82
				Hill, Harold	E	Florence State	1962
				Hill, Greg	B	Texas A&M	1989
				James, C.	B	Tennessee	1951-52
				Hill, J.D.	WR	Arizona State	1976-78
				Hill, Jimmy	DB	San Houston	1965
				Hill, Rod	DB	Kentucky State	1986
				Hill, Sammie	DT	Stillman	2010
				Hill, Shaun	CB	Maryland	2013
				Hill, Tyne	CB	Clemson	2009
				Hilliard, Corey	T	Oklahoma State	2010-
				*Hillman, Bill	B	Tennessee	1947
				Hilton, John	T	Richmond	1972-73
				Hinchman, Hubert	B	Butler	1934
				Hinsant, Mike	G/TE	Temple	1992
				Hipple, Eric	QB	Utah State	1980-89
				Hirsch, Steve	DB	Northern Illinois	1987
				Hobbs, Kevin	CB	Auburn	2009
				Hodel, Nathan	LS	Illinois	2009
				*Hoernschmeyer, Bob	B	Indiana	1950-55
				Holand, Doug	G	Oregon State	1969
				Holland, Daruis	DT	Colorado	1998
				*Holland, Vernon	T	Tennessee State	1980
				Hollar, John	B	Appalachian State	1949
				Holman, Rodney	TE	Tulane	1993-95
				Holmes, Earl	LB	Florida A&M	2003-05
				Holmes, Jerry	B	West Virginia	1988-89
				Holt, Terrence	S	North Carolina State	2003-06
				Hons, Todd	QB	Arizona State	1987
				Hooks, Jim	RB	Central State (Ok.)	1973-76
				Hoopes, Mitch	P	Arizona	1977
				Hoover, Mel	WR	Arizona State	1987
				*Hopp, Harry	B	Nebraska	1940-43
				Hopson, Tyrone	G	Eastern Kentucky	2002, 04-05
				Howard, Billy	DT	Alcorn A&M	1974-76
				Howard, Desmond	WR/KR	Michigan	1999-02
				Howard, William	B	Southern California	1939
				Houston, Chris	CB	Arkansas	2003
				Hubbard, Mark	CB	Colgate	1977
				*Huffman, Vernon	B	Indiana	1937-38
				*Hughes, Chuck	WR	UTEP	1970-71
				Hunter, Herman	DB	Tennessee State	1986
				Hunter, Jason	DB	Grambling	1976-82
				Hunter, Jeff	G	Appalachian State	2009
				Hunter, Scott	DE	Albany State	1990-92
						Alabama	1979
				</			



Huntley, Richard	RB	Winston-Salem State	2002
*Hupke, Thomas	G	Alabama	1934-37
*Hutchison, Elvin	B	Whittier	1939

I			
Irvin, LeRoy	CB	Kansas	1990
Irvin, Sedrick	RB	Michigan State	1999-01
Isselhardt, Ralph	G	Franklin	1937
Ivory, Bob	G	Detroit	1947
Iwuoma, Chidi	CB	California	2001
Izo, George	QB	Notre Dame	1965

J			
Jackson, Cedric	RB	Texas Christian	1991
Jackson, Emie	DB	Jackson State	1979
Jackson, Grady	DE	Knowlton College	2009
Jackson, Lawrence	DT	Southern California	2010
Jackson, Ivoka	DT	Penn State	2006
James, Garry	DT	Louisiana State	1986-88
James, John	P	Florida	1982
*James, June	LB	Texas	1985-88
*James, Tommy	B	Ohio State	1947
James, William	CB	Western Illinois	2009
Janison, George	LB	Cincinnati	1987-93, 97-98
Jansen, Jon	LB	Michigan	2009
Jarvis, Ray	WR	Norfolk State	1974-78
*Jaszewski, Floyd	WR	Minnesota	1950-51
Jauron, Dick	DB	Yale	1973-77
Jefferson, Shawn	WR	Central Florida	2003
Jefferson, William	RB	Mississippi State	1941
Jeffries, Greg	CB/S	Virginia	1993-98
Jenkins, Ken	RB	Bucknell	1983-84
Jenkins, Leon	DB	West Virginia	1972
Jenkins, Melvin	CB	Cincinnati	1991-93
Jenkins, Walter	E	Wayne State	1955
Jennings, Adam	WR	Fresno State	2008-09
*Jessie, Ron	WR	Kansas	1971-74
Jett, John	E	Wake Forest	1941
Jett, John	P	East Carolina	1997-03
Johnson, Andre	T	Penn State	1997-98
Johnson, Bryant	WR	Penn State	2009-10
Johnson, Calvin	WR	Georgia Tech	2007-
Johnson, Demetrious	DB	Missouri	1983-86
Johnson, Giovanni	WR	Michigan	1987
Johnson, Kevin	WR	Syracuse	2005
Johnson, James	LB	San Diego State	1985-86
*Johnson, John "Jack"	LB	Utah	1934-40
Johnson, Jimmie	TE	Howard	1992-93
*Johnson, John Henry	B	Arizona State	1957-59
Jonson, Landon	LB	Purdue	2010
Johnson, Levi	DB	Texas A&M	1973-77
Johnson, Mike	LB	Virginia Tech	1994-95
Johnson, Pepper	LB	Ohio State	1966
Johnson, Richard	WR	Colorado	1989-90
Johnson, Rick	T	Grand Valley State	1987
Johnson, Rudy	RB	Auburn	2008
Johnson, Troy A.	LB	Oklahoma	1992
Johnson, Troy D.	WR	Southern	1989
Jolley, Gordon	LB	Utah	1972-75
Jones, A.J.	RB	Texas	1985
*Jones, Andre	LB	Notre Dame	1992
Jones, David	C/G	Texas	1984-85
Jones, Doug	DB	South Fernando Valley	1979
*Jones, Elmer	G	Wake Forest	1947-48
Jones, James Alex.	B	Union Tennessee	1946
Jones, James A.	T	Northern Iowa	1999-00
Jones, James R.	FB	Florida	1983-88
Jones, Jeff	LB	Texas A&M	1995-96
Jones, Jimmie	RB	UCLA	1974
Jones, Kevin	RB	Virginia Tech	2004-07
Jones, Ralph	E	Alabama	1946
Jones, Victor	LB	Virginia Tech	1989-94
Jordan, Richard	LB	Missouri Southern	1997-99, 02
Joyce, Matt	G	Richmond	2001-04
Junker, Steve	E	Xavier	1957, 59-61
Jurkiewicz, Walter	C	Indiana	1946

K			
Kab, Vyto	TE	Penn State	1987-88
Kacmarek, Jeff	NT	Western Michigan	1987
Kamanu, Lew	DE	Weber State	1967-68
*Kane, Rick	RB	San Jose State	1977-83, 85
*Kaporch, Albert	RB	St. Bonaventure	1943-45
*Karilivacz, Carl	B	Syracuse	1963-67
Karlits, Rick	K	Cincinnati	1990
Karpinski, Keith	LB	Penn State	1989
Karras, Alex	DT	Iowa	1958-62, 64-70
Karras, Ted	G	Indiana	1965
Karstens, George	G	Indiana	1949
Kaska, Anthony	B	Illinois Wesleyan	1935
Kasper, Kevin	WR	Iowa	2006
Keamey, Jim	DB	Prairie View	1965-66
*Keene, Robert	B	Detroit	1943-45
Kelley, Brian	CB	Southern California	2008
Kennedy, Kenoy	E	Arkansas	2005-07
*Kennedy, William	G	Michigan State	1942-44
Kennedy, Steve	G	Clemson	1986
Kent, Greg	DT	Utah	1968
Kercher, Richard	B	Tulsa	1954
Kern, Chris	S	Mount Union	2004
*Ketzko, Alexander	P	Michigan State	1963
Kidd, John	P	Northwestern	1998
King, Angelo	LB	South Carolina State	1984-87

King, Eric	CB	Wake Forest	2009-10
King, Horace	RB	Georgia	1975-83
Kinzer, Matt	P	Purdue	1987
Kipp, James	T	Montana State	1942
Kircus, David	WR	Grand Valley State	2009-04
Kirschke, Travis	DT	UCLA	1997-02
Kiser, Paul	G	Wake Forest	1987
Kitna, Jon	QB	Central Washington	2006-08
*Kizzire, Lee	FB/LB	Wyoming	1937
*Klewicki, Edward	E	Michigan State	1935-38
Kmetovic, Peter	T	Stanford	1947
Knor, Lawrence	C	Dayton	1942-45
*Knox, Sam	G	New Hampshire	1934-36
*Komlo, Jeff	QB	Delaware	1979-81
Kopay, Dave	RB	Washington	1968
Kopcha, Joseph	G	Chattanooga	1936
Kosier, Kyle	T	Arizona State	2005
Kostluk, Michael	DT	Detroit	1945
*Kowalkowski, Bob	G	Virginia	1966-76
Kowalkowski, Scott	LB	Notre Dame	1994-01
Kowigios, Nick	FB	Lafayette	1987
Kral, Gerald	B	Ohio State	1991-93
Kramer, Erik	QB	North Carolina State	1965-67
Kroner, Ron	E	Michigan	1994
Krieg, Dave	DB	Milton	1999-02
Kriewaldt, Clint	LB	Wisc.-Stevens Point	1945
Kring, Frank	B	Texas Christian	1945
Krol, Joseph	B	Western Ontario	1945
*Krouse, Raymond	B	Maryland	1956-57
*Kuczinski, Bert	E	Pennsylvania	1943

L			
Lake, Antwan	DT	West Virginia	2002
LaLonde, Roger	DT	Muskingum	1964
Landry, Greg	QB	Massachusetts	1968-78
Lane, Dick	T	Scottsbluff J.C.	1968-69
LaRose, Dan	QB	Missouri	1961-63
Larson, Bill	TE	Colorado State	1977
Lary, Larry	DB	Texas A&M	1952-53, 56-64
Laslavick, Jim	LB	Penn State	1973-77
Laster, Don	T	Tennessee State	1984
Latimer, Al	DB	Clemson	1982-84
Lawless, Burton	G	Florida	1980
Lay, Russell	G	Michigan State	1934
*Layne, Bobby	QB	Texas	1950-58
Lear, Leslie	B	Manitoba	1947
LeBeau, Dick	WR	Ohio State	1959-72
Lee, Edward	DB	South Carolina State	1963
Lee, Gary	WR	Georgia Tech	1987-88
Lee, Ken	LB	Washington	1971
Lee, Larry	C/G	UCLA	1981-85
Lee, Monte	LB	Texas	1963-64
*Leflore, Clyde	LB	Tulsa	1946-49
Lehman, Teddy	LB	Oklahoma	2004-07
Lenon, Paris	LB	Richmond	2006-08
Leonard, Tony	DB	Virginia Union	1978-79
Levy, Deandre	LB	Wisconsin	2009-
Lewis, Alex	LB	Wisconsin	1994-98
Lewis, Dan	T	Wisconsin	1998-04
Lewis, David	DE	California	1984-86
Lewis, Eddie	TE	Kansas	1979-80
*Lewis, Mark	TE	Texas A&M	1987-88
Liles, Alvin	DT	Boise State	1980
*Liles, Elvin	G	Oklahoma A&M	1943-45
Lincoln, Jeremy	B	Tennessee	2000
Lindon, Luther	C	Kentucky	1944-45
Liningner, Jack	T	Ohio State	1950-51
Linn, Jack	G/T	West Virginia	1992-93
Lio, Augustine	G	Georgetown	1941-43
Little, David	TE	Middle Tennessee State	1991
Littleton, Jody	LB/LS	Baylor	2003-04
Lloyd, David	C	Georgia	1962
Lockett, Danny	LB	Arizona	1987-88
Logan, Andy	T	Case Western Reserve	1941
Logan, Stefan	WR	South Dakota	2010-
*Lomakowski, John	LB	Western Michigan	1982
London, Antonio	QB	Alabama	1993-97
Long, Chuck	LB	Iowa	1966-69, 91, 94
Long, Ken	G	Purdue	1976
Long, Robert	E	UCLA	1955-59
*Looney, Joe Don	HB	Oklahoma	1965-66
Loper, Daniel	G	Texas tech	2009
Lovely, Josh	G	Houston	2002-03
Loverne, David	B	San Jose State	2004-05
Lowe, Gary	G	Michigan State	1957-64
*Lowther, Jackie	B	Detroit	1944
Lucci, Mike	LB	Tennessee	1965-73
Lusk, Derrel	LB	Baylor	1980
*Lumpkin, Roy	C	Georgia Tech	1934
Lusk, Bob	B	William & Mary	1956
Lutz, David	T	Georgia Tech	1993-95
Lyght, Todd	CB	Notre Dame	2001-02
Lynch, Eric	RB	Grand Valley State	1992-96

M			
Madhure, Mike	QB	Idaho State	1982-85
Mack, Milton	CB	Alcorn State	1994
Mackenroth, John	C	North Dakota	1938
*Madarik, Elmer	B	Detroit	1945-48
Maese, Joe	LS	New Mexico	2005
Maggiolo, Chick	G	Illinois	1949
Magnian, Dante	B	St. Mary's (Calif.)	1950
Mafer, Bruce	DB	Detroit	1960-67

*Mains, Gil	T	Murray State	1952-61	Mitchell, Devon	DB	Iowa	1986-88
Majkowski, Don	QB	Virginia	1959-96	*Mitchell, Granville	E	Davis-Elkins	1934
Malinchak, Bill	TE	Indiana	1966-69	Mitchell, Jim	DE	Virginia State	1970-77
Malone, Van	WR	Texas	1994-97	Mitchell, Melvin	TE	Tennessee State	1977
Mandley, Pete	K	Northern Arizona	1984-88	Mitchell, Pete	TE	Boston College	2001
Mann, Errol	E	North Dakota	1969-76	Mitchell, Scott	QB	Utah	1994-98
*Mann, Robert	S	Michigan	1948-49	Mitrick, Frank	T	Oglethorpe	1945
Manual, Marquand	S	Florida	2009	Mohr, Stacey	WR	Jackson State	1989
*Manzi, Sap	C	St. Vincent	1978	Mohring, John	LB	C.W. Post	1980
Manzo, Joseph	T	Boston College	1945	Molden, Alex	QB	Colorado	2013
*Margucci, Joseph	B	Southern California	1947-48	*Momsen, Robert	G	Ohio State	1951
Markovich, Mark	G	Penn State	1976-77	*Monahan, Regis	B	Ohio State	1935-38
Marion, Brock	S	Nevada	2004	Montgomery, Greg	P	Michigan State	1994
Maronic, Stephen	S	North Carolina	1939-40	Montgomery, James	T	Texas A&M	1946
Marst, Amos	FB	Oregon State	1965-67	Montgomery, Wilbert	LB	Abilene Christian	1985
*Martin, James	C	Notre Dame	1951-61	Morley, Mike	C	Colorado	1978
Martin, Robbie	WR	Cal Poly-San Luis Obispo	1981-84	Mooney, Ed	RB	Texas Tech	1968-71
Martinez, Glenn	WR	Saginaw Valley State	2005	Moore, Alvin	RB	Arizona State	1985-86
Martinovich, Philip	G	Pacific	1939	Moore, Dennis	T	Southern California	1967-69
Matsey, Robert	CB	North Carolina Central	1994-95	Moore, Derrick	WR	NE Oklahoma State	1993-94
*Matheson, Jack	E	Western Michigan	1943-46	Moore, Herman	RB	Virginia	1981-81
Matheson, Riley	G	Texas Mines	1943	Moore, Langston	DT	South Carolina	2007-08
Mathews, Ned	B	UCLA	1940-43	*Moore, Paul	B	Presbyterian	1940-41
Mathewson, Morley	E	California	1941	Moore, William	E	North Carolina	1939
Matich, Trevor	C	Brigham Young	1989	Morlock, John	B	Marshall	1940
*Matisi, Tony	FB	Pittsburgh	1938-39	Morrall, Earl	QB	Michigan State	1958-64
Matson, Ollie	WR	San Francisco	1963	Morris, Glen	E	Colorado State	1975-77
Mathews, Murray	WR	Delta State	1990-96	Morris, Jon	RB	Holy Cross	1975-77
Mathews, Michael	G	Georgia Tech	2009	Morris, Maurice	RB	Oregon	2009-
Mattiford, John	B	Marshall	1941	Morris, Randall	RB	Tennessee	1988
Maves, Earl	B	Wisconsin	1948	Morrison, Don	T	Texas-Arlington	1979
Maxwell, Bruce	LB	Arkansas	1970	*Morse, Raymond	WR	Oregon	1935-38, 40
Maxwell, Vernon	LB	Arizona State	1985-87	Morton, Johnnie	WR	Southern California	1984-81
Mazza, Vincent	DE	(No College)	1945-46	Moscrio, James	TE	Stanford	1989
Mazzanti, Jerry	DE	Arkansas	1966	Moss, Martin	DT/NT	UCLA	1982-85
McBride, Turk	DE	Tennessee	2009-10	Moss, Zeffross	T	Alabama State	1995-96
McCall, Reese	DE	Auburn	1983-85	Mote, Kelly	E	Duke	1947-49
McCambridge, John	DE	Northwestern	1967	Mott, Steve	C	Alabama	1983-88
McCauley, Marcus	CB	Fresno State	2009	Mugg, Garvin	QB	North Texas State	1945
McClung, Willie	T	Florida A&M	1960-61	Munich, Don	G	Texas A&M	2004
McCord, Darris	DE	Tennessee	1955-67	*Munson, Bill	QB	Utah State	1968-76
McCullum, Andy	C	Tuldoe	2008	Mulitalo, Edwin	G	Arizona	2007-08
McCorvey, Kez	WR	Florida State	1995-97	Murakowski, Art	B	Northwestern	1951
McCown, Josh	QB	Sam Houston State	2006	Murphy, Matt	T	Midland	1980-81
*McCoy, Mike	B	Alabama	1946	Murray, Eddie	K	Yale	2002
McCray, Prentice	DB	Notre Dame	1980	Myers, Leonard	CB	Miami (Fla.)	2003
McCullouch, Earl	E	Arizona State	1980	Myers, Tom	QB	Northwestern	1965-66
McDermott, Lloyd	T	Southern California	1968-73				
McDonald, Brandon	CB	Kentucky	1950				
McDonald, James A.	B	Memphis	2010-	Nardi, Richard	B	Ohio State	1938
McDonald, James Z.	B	Ohio State	1938-39	Naumoff, Paul	LB	Tennessee	1967-78
McDonald, Keith	TE	Southern California	1985	Neece, Ryan	UCLA	UCLA	2008
McDonald, Mike	WR	San Jose State	1989	Nelson, Reed	C	Brigham Young	1947
McDonald, Shaun	LS/LB	Southern California	1992	Nelson, Robert	C	Baylor	1941
McDonough, Bob	WR	Arizona State	2007-08	Nichols, Mark	WR	San Jose State	1981-87
McDougle, Stocker	DB	California (Pa.)	1987	Ninowski, Jim	QB	Michigan State	1960-61
McDuffie, George	DE	Oklahoma	2000-04	Nizolek, Bob	TE	Colorado	1989
McElroy, Ray	CB	Findlay	1987	Noga, Niko	QB	Hawaii	1989-91
McElhenny, Hugh	HB	Eastern Illinois	2001	*Noppenberg, John	B	Miami (Fla.)	1941
McGee, Willie	WR	Washington	1964	Nordin, Jake	TE	Northern Illinois	2009-10
McGraw, Willie	LB	Alcorn State	1978	Nori, Reino	B	Northern Illinois	1937
McGraw, John	S	Wyoming	1977	Norris, Moran	FB	Kansas	2008
McGraw, Thurman	TE	Kansas State	2005-06	Norris, Ulysses	TE	Georgia	1979-83
McHugh, Sean	B	North Carolina A&M	1980-84	Northcutt, Dennis	WR	Arizona	2009
McIlhenny, Donald	B	Penn State	2005-07	Nott, Douglass	RB	Detroit	1935
McInnis, Hugh	E	Southern Methodist	1956	Nowatzke, Tom	FB	Indiana	1965-69
McKai, William	E	Missouri Southern	1964				
McKnight, Dennis	C/G	Oregon State	1934, 36				
McKyer, Tim	CB	Drake	1990, 92	Oates, Brad	T	Brigham Young	1978
McLemore, Thomas	TE	Texas-Arlington	1993	Obe, Duncan	C	Dayton	1941
McLenna, Bruce	HB	South	1992	O'Brien, Jim	WR	Cincinnati	1973
McMahon, Mike	QB	Hillsdale	1966	O'Brien, William	B	(No College)	1947
McMakin, John	TE	Rutgers	2001-04	*Odle, Phil	E	Brigham Young	1968-70
McNeil, Ryan	CB	Clemson	1975	Office, Anthony	E	Illinois State	1987
McNorton, Bruce	RB	Miami (Fla.)	1993-98	Office, Rick	QB	Colorado	1970
McPhail, Jerris	RB	Georgetown (Ky.)	1982-90	Oldham, Chris	CB	Breson	1982
McWilliams, Bill	B	East Carolina	1998	*Oldham, Ray	DB	Middle Tennessee State	1980-82
Meadie, Mike	B	Iowa	1934	*Olenski, Mitchell	T	Alabama	1947
Melinovich, Mike	FB	Penn State	1984-85	Olivo, Brock	FB	Missouri	1998-01
*Mello, James	DE	Gray Harbour J.C.	1967	Olzowski, John	LB	California	1961
Mendenhall, John	B	Notre Dame	1949	O'Neil, Ed	LB	Penn State	1974-79
*Mesak, Richard	DT	Grambling	1980	O'Neil, Bill	LB	Detroit	1935
*Messner, Max	LB	St. Mary's (Calif.)	1945	O'Neill, Kevin	T	Bowling Green	1998-00
Metzelaars, Pete	TE	Cincinnati	1960-63	Opalewski, Edward	LB	Michigan Northern	1943-44
Middleton, Brandon	WR	Wabash	1996-97	Orlovsky, Dan	QB	Connecticut	2005-08
Middleton, David	E	Houston	2007-08	Orton, Greg	G	Nebraska	1987
*Mike-Mayer, Steve	K	Auburn	1955-60	Orvis, Herb	DT	Colorado	1872-77
*Miketa, Andrew	C	Maryland	1977	O'Sullivan, J.T.	DT	California-Davis	2007
Miklich, William	B	North Carolina	1954-55	Overton, Don	DE	Fairmont State	1991-92
Milano, Arch	E	Idaho	1948	Owens, Dan	DE	Southern California	1990-95, 98-99
Milburn, Darryl	B	St. Francis (Pa.)	1945	Owens, John	TE	Notre Dame	2002-03, 07-08
Milburn, Glyn	DE	Grambling	1991	Owens, Steve	RB	Oklahoma	1970-75
Milimich, Joe	RB/WR	Stanford	1996-97				
Miller, Blake	C/T	North Carolina State	1987-89				
Miller, John	S	Louisiana State	1992	Paige, Tony	FB	Virginia Tech	1987-89
Miller, Prince	CB	Michigan State	1989-90	Painter, Carl	FB	Hampton	1988-89
*Miller, Robert	T	Georgia	2010-	Palmer, Ashlee	LB	Mississippi	2010-
Miller, Terry	LB	Virginia	1952-58	Palmer, Paul	RB/WR	Temple	1989
Mirer, Rick	QB	Illinois	1970	Panciera, Donald	B	San Francisco	1950
Mills, Dick	QB	Notre Dame	2004	Panelli, John	B	Notre Dame	1949-50
Misko, John	P	Pittsburgh	1961-62	Paolucci, Ben	D	Wayne State	1959
		Oregon State	1987	Paris, Bubba	T	Michigan	1991



*Parker, Raymond	B	Centenary	1935-36	Rifenberg, Richard	E	Michigan	1950
Parker, Willie	G	North Texas State	1980	Riley, Eugene	TE	Ball State	1991
Parkin, Dave	DB	Utah State	1979	*Riley, Lee	B	Detroit	1955
Parson, Ray	B	Minnesota	1971	*Richart, Delbert	DB	Colorado	1936-37
Parsons, Lloyd	B	Gust. Adolphus	1941	*Robb, Joe	RE	Fresno State	1939-39
*Patt, Maurice	B	Carnegie Tech	1938	Roberson, Chris	CB	Texas Christian	1968-71
Patterson, Don	DB	Georgia Tech	1979	Roberts, Ray	T	Eastern Michigan	2008
Pavelec, Theodore	G	Detroit	1941-42	Robertson, Lake	E	Virginia	1996-00
Payton, Eddie	RB	Jackson State	1977	Robinson, Bo	FB	Mississippi	1945
Pearson, Dave	G/C	Michigan	2008	Robinson, John	DB	West Texas State	1979-80
Pearson, Kalvin	B	Grambling	2008-09	*Robinson, Junior	DB	Tennessee State	1966-67
*Pearson, Lindell	B	Oklahoma	1950	Robinson, Ramzee	CB	East Carolina	1992
Peerman, Cedric	RB	Virginia	2009	Robinson, Shelton	LB	Alabama	2007-08
Peete, Rodney	QB	Southern California	1989-93	Rockenbach, Lyle	G	North Carolina	1986-88
Peterman, Stephen	G	Louisiana State	2006-	Rodenhauser, Mark	G	Michigan State	1943
Perriman, Brett	WR	Miami (Fla.)	1991-96	Rogers, Reggie	G	Illinois State	1993-94
Perry, Gerald	T	California	1954, 56-59	Rogers, Charles	DE	Tulsa	1951
Pesut, Wally	C	Kentucky	1979-80	Rogers, Victor	DE	Washington	1987-88
Pete, Lawrence	NT	Nebraska	1989-93	Rogers, William	WR	Michigan State	2003-05
*Peters, Floyd	T	San Francisco State	1963	Roque, Juan	DE	Texas	2001-07
Peterson, Julian	LB	Michigan State	2009-10	Roskie, Kenneth	T	Colorado	2002-05
Peterson, Ken	B	Gonzaga	1936	Rostack, Ernest	T	Villanova	1938-40, 44
Pettigrew, Brandon	T	Oklahoma State	2009	Rote, Tobin	T	Arizona State	1997-99
Phillips, Jason	WR	Houston	1989-90	Rothwell, Fred	WR	East Carolina	1948
Phillips, Randy	S	Miami (Fla.)	2010-	Rubino, Ray	B	Bowling Green	1987
Picard, Bob	WR	Eastern Washington	1976	Russas, Albert	C	(No College)	1944
Pickard, Bob	WR	Xavier	1974	Russell, Kenneth	QB	Rice	1957-59
Piepul, Milton	B	Notre Dame	1941	Russell, Matt	WR	Kansas State	1974
Pierson, Reggie	DB	Oklahoma State	1976	Ryan, David	B	Penn State	1988
*Pietrosante, Nick	DB	Notre Dame	1959-65	*Ryan, Kent	E	Missouri	1940
Pifferini, Robert	C	San Jose State	1949	Rychlic, Tom	T	Pittsburgh	1949
Pingel, John	B	Michigan State	1939	Ryder, Nick	B	Colgate	1934
Pinkey, Cleveland	DB	South Carolina	2006	Saipaia, Blane	P	Appalachian State	1995-96
Pinkey, Reggie	DB	East Carolina	1977-78	Samuel, Khari	TE	Grand Valley State	1982-88
Pinner, Artose	QB	Kentucky	2003-05	Saleam, Ephraim	B	Wake Forest	1943-46
Plum, Milt	QB	Penn State	1962-67	Saleaumua, Dan	DT	Michigan State	1965-71
*Polanski, John	B	Wake Forest	1942	Salem, Harvey	T	Tennessee	1949
Pollard, Marcus	TE	Bradley	2005-06	*Salsbury, James	T	Bowling Green	1957-59
*Poole, Oliver	E	Mississippi	1949	Sanchez, John	LB	Colorado	1997-99
Porter, Robert	DE	South Carolina State	1992-04	Sanders, Barry	B	Hardin-Simmons	1945-46
Porter, Darryl	CB	Boston College	1987	Sanders, Charlie	E	Utah State	1950
Porter, Ricky	RB	Sleepy Rock State	1982	Sanders, Daryl	FB	American	1958
Porter, Tracy	WR	Louisiana State	1981-82	Sanditzo, Dominic	FB	Miami (Fla.)	1963-64
Potts, Charles	DB	Purdue	1972	Sarratt, Charles	G	Colorado State	2006-07
Pratt, Paul	CB	Nevada-Reno	2010-	Sarringhaus, Paul	LB	Massachusetts	2001
Prichik, John	TE	Yale	1949-53	Sarton, Lawrence	DB	San Diego State	2009
Prigulman, Mervin	E	Michigan	1947-48	Saul, Bill	NT	Arizona State	1987-88
*Prescott, Harold	E	Hardin-Simmons	1949	Scheffler, Tony	G	California	1986-90
*Presnell, Glenn	B	Nebraska	1934-36	Schiano, Alexander	G	UCLA	1955-56
*Price, Charles	B	Texas A&M	1940-41, 45	Schiechi, John	T	San Francisco	1947
Price, Derek	TE	Iowa	1996	Schlesinger, Cory	RB	Oklahoma State	1988-89
*Price, Ernest	DT	Texas A&I	1973-78	Schmidt, Joe	TE	Minnesota	1968-77
Prindle, Mike	K	Western Michigan	1987	Schmiesing, Joe	G/T	Ohio State	1963-66
Pringle, Alan	DE	Rice	1975	Schneider, John	B	Nevada-Reno	1986-92
Pringle, Mike	DE	North Carolina	1999-00	Scholtz, Bob	DE	Howard-Payne	1972-79
Pritchett, Kelvin	DE	Mississippi	1991-94, 99-04	*Schottel, Ivan	B	Louisiana State	1950
Pupuru, Al	TE	Weber State	2000	Schroeder, Bill	DB	Case Western Reserve	1942, 46
*Pureifoy, Dave	DE	Eastern Michigan	1978-82	Schroll, Charles	B	Oklahoma	1948
Pyne, Jim	C	Virginia Tech	1998	Schultz, Kurt	DB	Ohio State	1948
				Schultz, Stuart	G	Fordham	1942, 45
				Scott, Clyde	DB	Washington State	1998
				Scott, Fred	TE	Penn State	1970
				Scott, Jonathan	TE	Western Michigan	2010-
				Scott, Kevin	C	Franklin & Marshall	1942
				Scott, Perry	FB	Santa Clara	1942
				Scroggins, Tracy	LB	Nebraska	1995-06
				Self, Clarence	LB	Pittsburgh	1953-65
				Seltzer, Harry	DT	New Mexico State	1972
				Semple, Tony	E	Wisconsin	1934-36
				Sewell, Harley	C	Notre Dame	1960-64
				Sheffield, Chris	B	NW Missouri State	1946, 48
				Shepherd, Jacoby	WR	Wisconsin-LaCrosse	2002-03
				*Shepherd, William	B	Louisiana State	1950
				Shoals, Roger	CB	Eastern Washington	2000-01
				Siebert, Wayne	CB	Purdue	1952
				Sieminski, Chuck	WR	Arkansas	1952
				Sigilo, Dominic	WR	Amherst	1978-83
				Simmons, Dave	TE	Texas	2006-07
				Simmons, John	DB	Stanford	1991-93
				Simon, Jim	CB	Muhlenberg	1942
				Simonson, Dave	B	Tulsa	1982-01
				Simpson, Ko	B	Wisconsin	1950-51
				Sims, Billy	G	Morris-Harvey	1942
				Sims, Ernie	G	Memphis	1995-2002
				Sims, Rob	B	Texas	1953-62
				Singer, Curt	DB	Albany State	1987
					DB	Oklahoma State	2003
					T	Western Maryland	1935-40
					T	Maryland	1965-70
					T	Illinois	1951
					DT	Penn State	1968
					T	Xavier	1945
					DB	North Carolina	1980
					G	Detroit	1949-50
					C/T	Miami (Fla.)	1963-65
					T	Minnesota	1977
					S	South Carolina	2009
					RB	Oklahoma	1980-84
					G	Florida State	2009
					DB	Ohio State	2010-
					T	Tennessee	1988





Slinovich, Frank	B	Georgia	1943-44	Terry, Nat	DB	Florida State	1978
"Sirocman, George	B	Duquesne	1944	Tharpe, Larry	DB	Tennessee State	1992-94, 97-98
Skladany, Tom	P	Ohio State	1978-82	Thomas, Bob	K	Notre Dame	1982
Slaby, Lou	LB	Pittsburgh	1966	Thomas, Broderick	LB	Nebraska	1994
Sloan, David	TE	New Mexico	1995-01	Thomas, Calvin	G	Tulsa	1939-40
Sloan, Dwight	DB	Arkansas	1939-40	Thomas, Corey	WR	Duke	1998
Small, John	DT	Citadel	1972-74	Thomas, Henry	WR	Louisiana State	1995-96
Smith, Alphonso	CB	Wake Forest	2010-	Thomas, Marcus	DT	UTEP	2008
Smith, Bobby	DB	UCLA	1965-66	Thomas, Marvin	DE	Memphis	1998
"Smith, Corey	DE	North Carolina State	2006-08	*Thomas, Russell	T	Ohio State	1946-49
Smith, DeAngelo	S	Cincinnati	2009	Thomason, James	B	Texas A&M	1945
Smith, Dwight	CB	Akron	2008	Thompson, Bobby	RB	Oklahoma	1975-76
Smith, Ed	TE	(No College)	1993	Thompson, Bobby L.	DB	Arizona	1964-68
Smith, Harry	T	Southern California	1940	Thompson, Dave	C	Clemson	1971-73
Smith, J.D.	T	Rice	1964-66	Thompson, Jesse	WR	California	1978-81
"Smith, J. Robert	HB	Iowa	1949-54	Thompson, Leonard	WR	Oklahoma State	1975-86
Smith, Keith	CB	McNeese State	2004-08	Thompson, Marty	TE	Fresno State	1993
Smith, Kevin	CB	Central Florida	2008-10	Thompson, Robert	LB	Michigan	1987
Smith, Oscar	CB	Nicholls State	1986	Thompson, Vince	TE	Villanova	1981-83
Smith, Otis	RB	Missouri	2003	Thornhill, Josh	LB	Michigan State	2002
Smith, Paul	RB	Texas-El Paso	2003-05	Thrower, Jim	DB	East Texas State	1973-75
Smith, Ricky	DB	Alabama State	1987	Thuerk, Owen	E	St. Joseph (Ind.)	1941
"Smith, Terrelle	FB	Texas A&M	1953-54	Tillison, Ed	RB	NW Missouri State	1992
Smith, Terrell	DB	Arizona State	2009	Todd, Jim	HB	Ball State	1966
Sneddon, Bob	B	Purdue	1960-62	Tolle, Stuart	NT	Bowling Green	1987
Snell, Ray	G	St. Mary's (Calif.)	1945	*Tomasetti, Louis	B	Bucknell	1991
Soboleski, Joseph	T	Wisconsin	1985	*Tonelli, Anthony	C	Southern California	1939
Sokolosky, John	C	Michigan	1950	Topor, Ted	LB	Michigan	1995
Sokolows, Cecil	T	Wayne State	1978	Torgeson, LaVern	C	Washington State	1951-54
"Spangler, Eugene	T	Ohio State	1947-49	Tracy, Thomas	NT	Tennessee	1956-57
"Speelman, Harry	DE	Tulsa	1946	Travis, Mack	LB	California	1983
Spellman, Alonzo	DE	Michigan State	2001	Treadway, John	B	Hardin-Simmons	1949
Spencer, Oliver	T	Kansas	1953, 56, 59-61	Trebeth, Ivan	B	St. Mary's (Calif.)	1944-45
Speth, George	T	Murray State	1942	Trejo, Stephen	FB/TE	Arizona State	2001-04
Spiegel, Paul	DE	Seignaw Valley State	1993	Tressa, Thomas	T	Davis-Ellkins	1942
Spieelman, Chris	LB	Ohio State	1988-95	Trippett, Bill	DB	Miami (Ohio)	1968-72
Spivey, Amari	S	Iowa	2010-	Trippett, Wallace	B	Penn State	1949-50
Spindler, Marc	DT	Pittsburgh	1990-94, 97-98	Trispon, John	T	Mississippi State	1941
Stablein, Brian	WR	Ohio State	1998-00	Trippucka, Frank	QB	Notre Dame	1947
Staffo, Edward	QB	Colgate	1947	Trullivion, Eric	WR	Florida A&M	1989
Stancio, Matthew	T	Stacy, James	1935-37	Tsoutsouvas, John	C	Stanford	1940
Staggars, Jon	WR	Georgia	2009-	Lucker, Rex	DT	Hawaii	1983
Stai, Brenden	G	Missouri	2005-	Tuinei, Tom	DT	Hawaii	1983
Standford, John	WR	Nebraska	1971	Tully, Darrell	B	East Texas Teachers	2010
Stanford, Richard	WR	Purdue	2008-09	Turner, Barry	DE	Nevada	1939
Stanley, Walter	WR	San Francisco	1952-55	Turner, Harold	E	Tennessee State	1954
Stanton, Drew	QB	Mesa College	1989	Turner, Vernon	WR	Cornell-Newman	1993, 95
Starring, Stephen	WR	Michigan State	2007-	Turnure, Tom	C/G	Washington	1980-83, 85-86
Steele, Chuck	C	McNeese State	1988	Tyler, Maurice	DB	Morgan State	1976
"Steen, James	B	California	1987				
Steffen, Jim	B	Syracuse	1935-36				
Stephens, Hal	C/G	UCLA	1959-60	*Uremovich, Emil	T	Indiana	1941-42, 45-46
Stevenson, Mark	DB	East Carolina	1985	Utley, Mike	G	Washington State	1989-91
Stewart, James	RB	Western Illinois	1985	Uwaezuoke, Iheanyi	WR	California	1999
Stewart, Jim	DB	Tennessee	2000-03				
Stewart, Ryan	S	Tulsa	1979				
Stickland, Clint	T	Georgia Tech	1996-00				
Stiles, William	B	Cincinnati	2006				
Stocz, Eric	TE	UCLA	1954-56				
Stokes, Barry	T	Westminster (Pa.)	1996-97				
"Stokes, Lee	C	Eastern Michigan	2006-07				</

Weaver, Charlie	LB	Southern California	1971-81
Weaver, Herman	P	Tennessee	1970-76
Webb, Ken	HB	Presbyterian	1958-62
Weber, Richard	B	St. Louis	1945
Welch, Herb	S	UCLA	1990-91
Weger, Mike	DB	Bowling Green	1967-75
*Weiss, Howard	B	Wisconsin	1939-40
Welch, Jim	RB	Southern Methodist	1968
Wells, Mike	DE	Iowa	1994-97
Wells, Warren	F	Texas Southern	1964
Wendling, John	S	Wyoming	2010-
Wesley, Dante	CB	Arkansas-Pine Bluff	2010
West, Charlie	DB	UTEP	1974-77
Westbrook, Bryant	CB	Texas	1997-01
Wester, Clevé	B	Concordia	1987
*Westfall, Robert	RB	Michigan	1944-47
*Wetterlund, Chet	B	Illinois Wesleyan	1942
Wheeler, Mark	TE	Kentucky	1987
*White, Bryon	B	Colorado	1940-41
White, Daryl	G	Nebraska	1974
White, Dewayne	DE	Louisville	2007-09
White, Marvin	S	Texas Christian	2009
White, Sheldon	CB	Miami (Ohio)	1990-92
White, Stan	LB	Ohio State	1980-82
White, Wilbur	HB	Colorado A&M	1936
White, William	S	Ohio State	1988-93
Whited, Mike	T	Pacific	1980
Whitlow, Bob	C/G	Arizona	1961-65
Whitsell, Dave	DB	Indiana	1958-60
*Wiatrak, John	C	Washington	1939
Wickert, Tom	T	Washington State	1977
*Wickett, Lloyd	T	Oregon State	1943, 46
Widell, Doug	G	Boston College	1994-95
*Wiess, Robert	B	Michigan	1947-48
Wiethe, John	G	Xavier	1939-42
Wilder, James	RB	Missouri	1990
Wilkinson, Dan	DT	Ohio State	2003-05
Williams, Allen	RB	Maryland	1995
Williams, Bobby	DB	Central State (Okla.)	1969-71
Williams, Brian	LB	Southern California	2001-03
Williams, Corey	DT	Arkansas State	2010-
Williams, Derrick	WR	Penn State	2009-
Williams, Eric M.	DT	Washington State	1984-89
Williams, Eric T.	DB	North Carolina State	1987
Williams, Gardner	DB	St. Mary's (Calif.)	1984
Williams, Jack	CB	Kent State	2009-10
Williams, James	WR	Marshall	2003
Williams, Jimmy	LB	Nebraska	1982-90
Williams, Michael	WR	Northeastern	1989
Williams, Mike	WR	Southern California	2005-06
Williams, Ray	WR	Washington State	1980
Williams, Rex	C	Texas Tech	1945
Williams, Roy	WR	Texas	2004-08
Williams, Sam	DE	Michigan State	1960-65
Williams, Scott	FB	Georgia	1986-88
Williams, Walt	DB	New Mexico State	1977-81
Wilson, Camp	B	Tulsa	1946-49
Wilson, Stanley	CB	Stanford	2005-08
Winkler, Randy	T	Tarleton State	1967
Winslow, Robert	E	Southern California	1940
Witherspoon, Brian	CB	Stillman	2009
Witkowski, John	QB	Columbia	1984, 88
Witte, Mark	TE	North Texas State	1987
*Woit, Richard	B	Arkansas State	1995
*Wojciechowicz, Alex	C	Fordham	1938-46
Womack, Bruce	G	West Texas State	1951
*Woodcock, John	DT	Hawaii	1978-80
Woodley, Richard	CB	Texas Christian	1996
Woods, Jerry	DB	Northern Michigan	1989
Woods, LeVar	LB	Iowa	2005
Woods, Larry	DT	Tennessee State	1971-72
Woods, Robert	WR	Grambling	1979
Woody, Damien	G	Boston College	2004-07
Woolfolk, Butch	RB	Michigan	1987-88
Word-Daniels, Jahi	CB	Georgia Tech	2009
Wright, John	WR	Illinois	1969
Wyett, Doug	DB	Tulsa	1973-74
Wyche, Sam	QB	Furman	1974
Wynn, Dexter	CB	Colorado State	2008
Wyrick, Jimmy	CB	Minnesota	2000-03

**Y**

Yarbrough, Jim	T	Florida	1969-77
Yepremian, Garo	K	(No College)	1966-67
Young, Adrian	LB	Southern California	1972
Young, Willie	DE	North Carolina State	2010-
Yowarsky, Walter	E	Kentucky	1955

**Z**

Zatkoff, Roger	G	Michigan	1957-58
*Zawadzka, Jerry	E	Columbia	1967
*Zimmerman, Leroy	B	San Jose State	1947
Zofko, Mickey	RB	Auburn	1971-74
*Zuzzio, Anthony	G	Muhlenberg	1942



## LIONS OVERTIME AND PRIMETIME GAMES

### LIONS OVERTIME GAMES

Date	Opp	Score	Time	Scoring Play
11/23/75	at KC	L 21-24	9:16	J. Stenerud 26 yd. Field Goal
11/27/80	CHI	L 17-23	14:39	D. Williams, 95 yd kickoff return (0:21)
11/20/83	at GB	W 23-20	6:30	E. Murray, 37 yd. Field Goal
9/9/84	at Atl	W 27-24	9:54	E. Murray, 48 yd. Field Goal
10/14/84	TB	W 13-7	10:26	L. Thompson 37 yd. pass from G. Danielson
11/4/84	PHI	T 23-23		
11/24/85	at TB	L 16-19	2:29	D. Igwebuike 24 yd. Field Goal
10/11/87	at GB	W 19-16	2:34	M. Prindle 31 yd. Field Goal
10/30/88	NYG	L 10-13	13:47	P. McFadden 37 yd. Field Goal
10/29/89	at GB	L 20-23	12:46	C. Jackie 38 yd. Field Goal
11/4/90	WAS	L 38-41	2:50	C. Lohmiller 37 yd. Field Goal
12/2/90	at Chi	L 17-23	4:06	N. Anderson 50 yd. pass from J. Harbaugh
12/22/91	at Buf	W 17-14	4:23	E. Murray, 21 yd. Field Goal
9/12/93	at NE	W 19-16	3:56	J. Hanson, 38 yd. Field Goal
9/4/94	ATL	W 31-28	9:46	J. Hanson, 37 yd. Field Goal
9/19/94	at Dal	W 20-17	:32	J. Hanson, 44 yd. Field Goal
10/30/94	at NYG	W 28-25	8:17	J. Hanson, 24 yd. Field Goal
10/22/95	at Was	L 30-36	11:19	D. Green, 7 yd. interception return
10/19/97	NYG	L 20-26	13:20	C. Calloway, 68 yd. pass from Danny Kanell
9/13/98	CIN	L 28-34	12:54	S. Sawyer, 53 yd. interception return
11/26/98	PIT	W 19-16	12:08	J. Hanson, 42 yd. Field Goal
10/20/02	CHI	W 23-20	10:12	J. Hanson, 48 yd. Field Goal
11/24/02	at Chi	L 17-20	8:58	P. Edinger, 40 yd. Field Goal
12/8/02	at Arz	L 20-48	8:04	B. Gramatica 42 yd. Field Goal
11/14/04	at Jax	L 17-23	9:32	C. Smith 36 yd. pass from David Garrard
10/30/05	CHI	L 13-19	8:43	C. Tillman 22 yd. interception return
12/11/05	at GB	L 13-16	9:43	R. Longwell 28 yd. Field Goal
9/16/07	MIN	W 20-17	8:55	J. Hanson 37 yd. Field Goal
11/7/10	NYJ	L 20-23	12:42	N. Folk 30-yard Field Goal (12:42)
12/19/10	at TB	W 23-20	9:51	D. Rayner 34-yard FG (9:51)

### LIONS OVERTIME GAMES

Home	G	W	L	T	Pct.
Home	13	5	7	1	.423
Road	17	8	9	0	.471
<b>Total</b>	<b>30</b>	<b>13</b>	<b>16</b>	<b>1</b>	<b>.450</b>

### HOW THE GAMES ENDED

Result	G	FG	P	Ru	Int	KR
Win	13	12	1	0	0	1
Loss	16	9	3	0	3	1
Tie	1	-	-	-	-	-
<b>Totals</b>	<b>27</b>	<b>19</b>	<b>4</b>	<b>0</b>	<b>3</b>	<b>1</b>

### OVERTIME GAMES VS. OPPONENTS

Team	G	W	L	T	Pct.	Home	Road	Last OT Game
Arizona	1	0	1	0	.000	0	0	12/8/02 at Arz
Atlanta	2	2	0	0	1.000	0	0	9/9/84 at Atl
Buffalo	1	1	0	0	1.000	0	0	12/22/91 at Buf
Chicago	5	1	4	0	.200	1	2	10/30/05 vs. Chi
Cincinnati	1	0	1	0	.000	0	0	9/13/98 vs. Cin
Dallas	4	1	2	0	.500	0	0	9/19/94 at Dal
Green Bay	4	2	2	0	.500	0	0	11/21/05 at GB
Jacksonville	1	0	1	0	.000	0	0	11/14/04 at Jax
Kansas City	1	0	1	0	.000	0	0	11/23/75 at KC
Minnesota	1	0	1	0	.000	0	0	9/16/07 vs. Min
New England	1	1	0	0	1.000	0	0	9/12/93 at NE
New York Giants	3	1	2	0	.333	0	2	19/19/97 vs. NYG
New York Jets	1	0	1	0	.000	0	0	11/7/10 vs. NYJ
Philadelphia	1	0	1	0	.000	0	0	11/4/84 vs. Phi
Pittsburgh	1	1	0	0	1.000	1	0	11/26/98 vs. Pit
Tampa Bay	3	2	1	0	.667	0	0	12/19/10 at TB
Washington	2	0	2	0	.000	0	0	10/22/95 at Was
<b>Totals</b>	<b>30</b>	<b>13</b>	<b>16</b>	<b>1</b>	<b>.450</b>	<b>5</b>	<b>7</b>	<b>12/19/10 at TB</b>

### MONDAY NIGHT RESULTS

Date	W-L	Score	Opponent	Attendance
10/5/70	W	28-14	Chicago	58,210
12/14/70	W	28-23	at Los Angeles Rams	79,441
9/20/71	L	13-16	Minnesota	54,418
11/1/71	T	14-14	at Green Bay	47,961
10/16/72	L	23-24	Green Bay	54,418
10/30/72	L	24-28	at Dallas	65,378
10/1/73	W	31-6	Atlanta	54,418
10/14/74	W	17-13	San Francisco	49,756
10/6/75	L	10-36	Dallas	79,784
10/19/81	W	48-17	Chicago	71,273
12/6/82	L	13-28	New York Jets	79,361
11/7/83	W	15-9	New York Giants	68,985
12/5/83	W	13-2	Minnesota	79,169
12/10/84	L	3-24	Los Angeles Raiders	66,710
12/15/86	L	13-16	Chicago	75,602
12/10/90	L	31-38	Los Angeles Raider	72,190
12/28/92	L	6-24	at San Francisco	55,907
9/19/94	W	20-17ot	at Dallas	64,102
9/25/95	W	27-24	San Francisco	76,236
12/4/95	W	27-7	Chicago	77,230
11/11/96	L	21-27	at San Diego	60,425
12/23/96	L	14-24	at San Francisco	61,921
9/28/98	W	27-6	Tampa Bay	74,724
12/14/98	L	13-35	at San Francisco	68,585
10/8/01	L	0-35	St. Louis	77,765

### LIONS MONDAY NIGHT RECORDS

Totals	G	W	L	T	Pct.
Home	17	9	8	0	.529
Road	8	2	5	1	.250
<b>Total</b>	<b>25</b>	<b>11</b>	<b>13</b>	<b>1</b>	<b>.460</b>

### MONDAY NIGHT GAMES VS. OPPONENTS

Team	G	W	L	T	Pct.	Home	Road	Last MNF Game
Atlanta	1	1	0	0	1.000	1	0	10/1/73 vs. Atl
Chicago	4	3	1	0	.750	3	1	12/4/95 vs. Chi
Dallas	3	1	2	0	.333	0	1	9/19/94 at Dal
Green Bay	2	0	1	1	.250	0	1	10/16/72 vs. GB
Minnesota	2	1	1	0	.500	1	1	12/5/83 vs. Min
New York Giants	1	0	0	1	.000	0	0	11/7/83 vs. NYG
New York Jets	1	0	1	0	.000	0	0	12/6/82 vs. NYJ
Oakland	2	0	2	0	.000	0	2	12/10/90 vs. LARd
St. Louis	2	1	1	0	.500	0	1	10/8/01 vs. StL
San Diego	1	0	1	0	.000	0	0	11/11/96 at SD
San Francisco	5	2	3	0	.400	2	0	12/14/98 at SF
Tampa Bay	1	1	0	0	1.000	1	0	9/28/98 vs. TB
<b>Totals</b>	<b>25</b>	<b>11</b>	<b>13</b>	<b>1</b>	<b>.460</b>	<b>9</b>	<b>8</b>	<b>10/8/01 vs. StL</b>

### OTHER PRIMETIME RESULTS

Date	TV	Day	W-L	Score	Opponent	Attendance
12/11/76	ABC	Sat	L	17-20	Los Angeles Rams	73,470
12/17/77	ABC	Sat	L	21-30	Minnesota	78,452
9/23/90	TNT	Sun	L	20-23	at Tampa Bay	55,075
12/16/90	ESPN	Sun	W	38-21	Chicago	67,759
10/15/92	TNT	Thurs	L	14-31	at Minnesota	52,816
10/31/93	TNT	Sun	W	30-27	at Minnesota	53,428
11/13/94	ESPN	Sun	W	14-9	Tampa Bay	50,814
12/25/94	ESPN	Sun	L	20-27	at Miami	70,980
12/8/96	ESPN	Sun	L	22-24	Minnesota	46,043
11/2/97	ESPN	Sun	L	10-20	at Green Bay	60,126
12/7/97	ESPN	Sun	L	30-33	at Miami	72,266
10/15/98	ESPN	Thurs	W	27-20	Green Bay	77,932
11/15/98	ESPN	Sun	W	26-3	Chicago	63,152
10/31/99	ESPN	Sun	W	20-3	Tampa Bay	63,135
10/19/00	ESPN	Thurs	W	28-14	at Tampa Bay	65,557
11/30/00	ESPN	Thurs	L	17-24	at Minnesota	64,214
12/11/05	ESPN	Sun	L	13-16ot	at Green Bay	70,019

### LIONS OTHER PRIMETIME RECORDS

Home	G	W	L	T	Pct.
Home	6	2	3	0	.625
Road	9	2	7	0	.222
<b>Totals</b>	<b>17</b>	<b>7</b>	<b>10</b>	<b>0</b>	<b>.412</b>

### OTHER PRIMETIME RECORDS VS. OPPONENTS

Team	G	W	L	T	Pct.	Home	Road	Last Game
Chicago	2	2	0	0	1.000	2	0	11/5/98 vs. Chi (Sun)
Green Bay	3	1	2	0	.333	1	0	12/11/05 at GB (Sun)
Miami	2	0	2	0	.000	0	0	12/7/97 at Mia (Sun)
Minnesota	5	1	4	0	.200	0	2	0 11/30/00 at Min (Thurs)
St. Louis	1	0	1	0	.000	0	0	0 12/11/76 vs. LARd (Sat)
Tampa Bay	4	3	1	0	.750	2	0	0 10/19/00 at TB (Thurs)
<b>Totals</b>	<b>17</b>	<b>7</b>	<b>10</b>	<b>0</b>	<b>.412</b>	<b>5</b>	<b>3</b>	<b>0 12/11/05 at GB (Sun)</b>

### LIONS OVERALL PRIMETIME RECORDS

Team	G	W	L	T	Pct.	Home	Road	Last Game
MNF	25	11	13	1	.460	9	8	10/8/01 vs. StL
Sunday Night	11	5	6	0	.455	4	1	12/11/05 at GB
Thursday Night	4	2	2	0	.500	1	0	11/30/00 at Min
Saturday Night	2	0	2	0	.000	0	2	0 12/17/77 vs. Min
<b>Totals</b>	<b>42</b>	<b>18</b>	<b>23</b>	<b>1</b>	<b>.440</b>	<b>14</b>	<b>11</b>	<b>0 12/11/05 at GB (Sun)</b>



## FORD FIELD

Ford Field, home of the Detroit Lions, is one of the premiere sports and entertainment stadiums in the world, and that fact has been proven over and over again the past few years with such high-profile international events like Super Bowl XL.

Every event at Ford Field impacts the city of Detroit beyond the event itself inside the stadium. For example, by hosting the Super Bowl in Detroit, Ford Field stood as the centerpiece to an over \$260 million economic impact on Metro Detroit.

And none of that would have been made possible without the vision and investment made by Lions Owner and Chairman William Clay Ford and the Ford family to not only construct a fine football stadium but an unrivaled sports and entertainment venue.

### HOME FOR FOOTBALL

More than just a host site for the Super Bowl XL in 2006, few stadiums in the country hold a football schedule as aggressive as Ford Field. Football championships have been held at virtually every level ranging from youth football to the Super Bowl.

### 2011 FALL FOOTBALL EVENTS

- 10 Lions home games, including the first Monday Night Football Game in the city of Detroit since 1974 and the Lions 72nd Thanksgiving Day Classic
- 15th annual Little Caesar's Pizza Bowl
- MAC Football Championship
- MHSAA High School State Championship
- Detroit Public School Championship
- High School Catholic League Championship
- Annual Detroit PAL Football Championships

### SUPER BOWL XL RECAP

In 2006, Ford Field and Metro Detroit sparked as the international sports community converged for the NFL's championship game.

"Much changed for the city of Detroit in 25 years since the Super Bowl was played there last," said former NFL Commissioner Paul Tagliabue. "The energy of the city and the revival of downtown Detroit are evident. Detroit was a wonderful host and the hospitality exceeded expectations."

"From the media center and NFL headquarters at GM World Headquarters and the Renaissance Center, to the NFL Experience at Cobo Center, to the events at some of downtown's historic theatres, to the game at Ford Field, our fans, teams, business partners and media enjoyed their Super Bowl experience in Detroit."

### NCAA CHAMPIONSHIPS

The 2009 NCAA Men's Basketball Final Four reached new heights in 2009 year as Ford Field served as the host site for one of the year's biggest sporting events. It capped off two years of setting new standards for the men's basketball championships, which included attendance records for the Final Four, National Championship and preliminary rounds.

### 2009 MEN'S NCAA FINAL FOUR

The 2009 Men's Basketball Final Four finalized a process that included six years of planning with the ultimate goal of delivering a Final Four like no other, and the NCAA, Ford Field and the city of Detroit did just that. The cornerstone to the championship at Ford Field was the center stadium court and seating configuration that included customized risers and, for the first time, designated student sections. On the court, the Final Four featured Michigan State defeating Connecticut, 82-73, and North Carolina defeating Villanova, 83-69 in the National Semifinals. In the National Championship, North Carolina ousted Michigan State, 89-72, to claim the NCAA title.

The weekend kicked off on a record note as Final Four Friday drew a record crowd with nearly 30,000 in attendance. The games were expected to establish new records, and they delivered as well. The National Semifinals set an all-time record with 72,456 fans attending both games, and the National Championship upped that amount when it drew 72,992. Overall, 145,378 fans attended the Final Four, which also set a new record.

Although the primary focus of Final Four weekend was on the student athletes, the festivities surrounding the event lived up to downtown Detroit. The ancillary events, like Hoops City, also drew record crowds over the five-day period. The NCAA and the Detroit

### FORD FIELD ATTENDANCE RECORDS

Detroit Lions:	62,257
Green Bay vs. Detroit; November 22, 2007	
Super Bowl XL:	68,206
Seattle vs. Pittsburgh; February 5, 2006	
Motor City Bowl:	60,624
Purdue vs. Central Michigan; December 26, 2007	
all-time Motor City Bowl Record	
MAC Championship:	25,483
Central Michigan vs. Ohio; November 30, 2006	
Basketball:	79,128
Kentucky vs. Michigan State; December 13, 2003	
college basketball attendance record	
Wrestlemania 23:	80,103
April 1, 2007; second-largest all-time Wrestlemania crowd	
Ford Field all events record	
2008 NCAA Midwest Regional Final:	57,563
March 30, 2008; preliminary round single-game record	
2008 NCAA Midwest Regionals:	114,591
March 28 and 30, 2008; preliminary rounds record	
2009 NCAA Final Four National Semifinals:	72,456
April 4, 2009; NCAA record	
2009 NCAA Final Four National Championship:	72,448
April 6, 2009; NCAA record	
2009 NCAA Final Four:	145,591
April 4 & 6, 2009; NCAA record	
2010 NCAA Frozen Four National Semifinals:	34,954
April 8, 2010; NCAA record	
2010 NCAA Frozen Four National Championship:	37,592
April 10, 2010; NCAA and World Indoor Hockey records	
2010 NCAA Frozen Four:	72,546
April 8 & 10; NCAA Record	

Local Organizing Committee worked together on several community outreaches, which include a new legacy program. In the Detroit community, new early learning and literacy centers were opened. All of this was made possible by the vision of Ford Field and the NCAA to take this event to new levels. In the end, the Final Four generated an estimated \$30-50 million impact on the city of Detroit.

### 2008 MIDWEST REGIONALS

Midwest Regionals, which included the Sweet Sixteen and Elite Eight rounds, were held March 28 and 30 in downtown Detroit for the first time as well, and both sessions set new preliminary rounds attendance records with 57,028 and 57,563 respectively for each session. A record of 114,591 was also established for both sessions. The excitement for the Midwest Regional was evident when 50,000 tickets were sold prior to the announcement of the 65-team tournament. Teams in the regional included Kansas (1 seed), Wisconsin (3), Davidson (10 seed) and Villanova (12 seed). Davidson upset Wisconsin, 73-56, in the first game and Kansas defeated Villanova, 72-57, in the second game. The regional title was claimed by Kansas with a win over Davidson, 59-57, in a game that came down to the final seconds. The previous attendance record for a single Regional game was 42,519. That mark was set at the Michigan State vs. Kentucky game in St. Louis' Trans World Dome in 1999.

### NCAA HOCKEY

In 2010 Ford Field elevated collegiate hockey to an all-time level when it hosted the NCAA Men's 2010 Frozen Four. In an area that shows great support annually for college hockey and several Division I programs in the state of Michigan, Ford Field, which was the largest stadium ever to host the Frozen Four, proved the ideal venue to provide access to more fans of college hockey's version of the Final Four than ever before.

For both the National Semifinals and National Championship, the crowds that gathered set new NCAA records and new world records for an indoor hockey game. Overall, approximately 19,000 fans experienced the Frozen Four weekend than ever before. The first night of the Frozen Four, the National Semifinals, commenced as Ford Field established a new attendance record of 34,954. Wisconsin defeated Rochester Institute of Technology 8-1 and Boston College upended Miami 7-1. In the National Championship game, Boston College claimed the NCAA title by shutting out Wisconsin in front of a record crowd of 37,592. In total, 72,546 fans watched the Frozen Four at Ford Field.

## A LOOK AT THE PAST

On November 16, 1999, a new era in Detroit Lions' history began when the team officially launched the construction of its new downtown Detroit stadium. In 2002, the Lions and the city of Detroit unveiled one of the most impressive sports and entertainment venues ever built.

The Lions' downtown home is an incomparable 64,500-seat facility that includes a giant glass wall, revealing the picturesque Detroit skyline, and the old Hudson's Warehouse, originally built in 1920. The massive project encompasses a total of 1.85 million square feet of development.

The old Hudson's Warehouse, a major cornerstone of Ford Field, houses most of the stadium luxury seats, pressbox, restaurants, food courts, lounge areas, banquet facilities, entertainment venues and commercial space. The inclusion of the warehouse into the stadium project allows the sightlines at Ford Field to be among the very best in the NFL. In fact, even the locker room facilities have been built in the basement of the seven-story historic Detroit structure.

Detroit played its first home preseason game at Ford Field Saturday, August 24, 2003 against the Pittsburgh Steelers. Almost one month later, the Lions celebrated the inaugural regular season game at Ford Field Sunday, September 22 when they played host to their long-time divisional rival, the Green Bay Packers. The 2002 home opener marked the return of the Lions to downtown Detroit for the first time since 1974.

Following this grand opening event and the Lions' first regular season game, Ford Field's first concert was October headlined by the rock-and-roll legends, the Rolling Stones. At Super Bowl XL, the Rolling Stones returned to headline the NFL's halftime show.

Not only has Ford Field impressed the NFL owners, but it has also made an impact on the NCAA to name the stadium the site of the 2009 NCAA Men's Basketball Final Four. Ford Field warmed-up for that championship event by hosting one of the four Men's Basketball Regional Finals in 2008. In addition to the men's basketball championship, the NCAA returned in 2010 as Ford Field hosted the Men's Hockey Frozen Four.

In April 2007, Ford Field expanded its portfolio when it hosted one of the biggest sports entertainment events of the year when the WWE's Wrestlemania extravaganza rolled into town. The event set a Ford Field record with 80,103 in attendance and it was the second-highest tally in the 23-year history of the event behind Wrestlemania III (93,173) held at the Pontiac Silverdome. Wrestlemania 23 at Ford Field included fans from 23 different countries, including all 50 states and nine Canadian provinces. Wrestlemania was the highest grossing one-day live event in WWE history, and holding the event at Ford Field helped pump an estimated \$25 million into the local economy.

Besides events like the NCAA Final Four, Midwest Regionals and Frozen Four, Ford Field has also hosted prominent motorsports events, including the Monster Jam monster truck series for the past three years and the AMA Amp'd Mobile Supercross series.

Ford Field began as a construction phenomenon on multiple fronts, and is now a crowning jewel of new stadiums in the NFL and Detroit's downtown entertainment district. The stadium's impact will continue to grow as Ford Field plays host to football games, sports and entertainment events, tradeshow and concerts.

## PAST EVENTS

### 2002

- **Aug. 22:** Lions held first practice at Ford Field.
- **Aug. 24:** First preseason game at Ford Field. Lions fall to the Pittsburgh Steelers 34-22.
- **Sept. 5:** Impact at Ford Field, the annual Children's Center fundraiser, marked the first non-football event that took place in the new stadium. Founded in 1929, The Children's Center provides 28 interrelated programs to approximately 7,000 children and families in Detroit.
- **Sept. 22:** Lions hosted the Green Bay Packers in the Inaugural Game at Ford Field. The Lions fell to the Packers 37-31.
- **Sept. 29:** The Lions won their first game at Ford Field as they defeated the New Orleans Saints 26-21.
- **Oct. 12:** Legendary band the Rolling Stones headlined the first concert at Ford Field. Pop band No Doubt played the night's opening act.
- **Nov. 28:** The Lions hosted the first Thanksgiving Day game at Ford Field vs. the New England Patriots. The game served as the 63rd installment of the historic holiday series and the first Thanksgiving Day Game in downtown Detroit since 1974.
- **Dec. 26:** The Motor City Bowl held at Ford Field for the first time in bowl game's six-year history. Boston College defeated Toledo 51-25.

### 2003

- **July 12-13:** Detroit rap star Eminem performed back-to-back sold-out shows of 45,000 at Ford Field.
- **Aug. 31:** Ford Field hosted 1st annual Ford Detroit Football Classic

that features two historically black colleges, Alabama State and Florida A&M. The game drew a crowd of 54,500 as Alabama State defeated Florida A&M 38-22.

- **Dec. 12:** Ford Field held its first-ever basketball game, Basketbowl, between host Michigan State and Kentucky. The game set the college basketball attendance record at 79,129. Michigan State fell to Kentucky 79-74.
- **Dec. 26:** Bowling Green defeated Northwestern 28-24 in the second Motor City Bowl played at Ford Field. The crowd of 51,286 was the largest in the seven-year history of the annual bowl game.

### 2004

- **Sept. 4:** Alabama State defeated Howard 27-12 in 2nd annual Ford Detroit Football Classic.
- **Dec. 2:** For the first time, the Mid-American Conference (MAC) held football championship title game at Ford Field. Toledo defeated Miami 35-27.
- **Dec. 27:** Connecticut defeated Toledo 39-10 in the third Motor City Bowl held at Ford Field. MVP of that game was former Lions quarterback Dan Orlovsky.

### 2005

- **Sept. 3:** Hampton defeated Jackson State 20-7 in 3rd annual Ford Detroit Football Classic.
- **Nov. 25-26:** MHSAA played its football championships at Ford Field for first time.
- **Dec. 1:** Akron defeated Northern Illinois in MAC Football Championship.
- **Dec. 26:** In fourth Motor City Bowl at Ford Field, Memphis defeated Akron 28-21.

### 2006

- **Feb. 5:** Super Bowl XL was played at Ford Field between the Pittsburgh Steelers and Seattle Seahawks. The Steelers defeated the Seahawks 21-10 in front of 68,206, Ford Field's largest football crowd.
- **Mar. 4:** Monster Jam monster truck series was held for first time at Ford Field.
- **Aug. 26:** Kenny Chesney holds a sold-out show, "The Road and the Radio" Super Show, at Ford Field.
- **Nov. 30:** Central Michigan defeated Ohio in MAC Championship (third time championship game has been played at Ford Field).
- **Dec. 26:** In fifth Motor City Bowl at Ford Field, Central Michigan defeated Middle Tennessee State 31-10.

### 2007

- **Jan. 20:** Monster Jam returned to Ford Field for its second appearance.
- **Apr. 1:** Ford Field hosted WWE Wrestlemania 23 in front of crowd of 80,103 (Ford Field all-events record).
- **Apr. 21:** A stop on the Amp'd Mobile World Supercross GP/Amp'd Mobile AMA Supercross series took place at Ford Field for the first time.
- **Aug. 18:** For the second year in a row, Kenny Chesney held a sold-out show, Flip-Flop Summer Tour, at Ford Field.
- **Dec. 1:** Central Michigan claimed its second-straight MAC Championship by defeating Miami 35-10.
- **Dec. 26:** A new attendance record was set for the Motor City Bowl when 60,624 were on hand to watch Purdue take down Central Michigan 51-48. The Boilermakers were victorious when they hit a field goal when time expired.

### 2008

- **Mar. 28:** A preliminary round attendance record (57,028) was set during the NCAA Men's Basketball Midwest Regional. Davidson defeated Wisconsin, 73-56, and Kansas defeated Villanova, 72-57.
- **Mar. 30:** A new Regionals attendance record (57,563) was set during the NCAA Men's Basketball Regional Finals when Kansas, the eventual national champions, earned a berth to the Final Four by edging out Davidson 59-57.
- **Aug. 2:** Kenney Chesney visited Ford Field for third-consecutive year with "Poets and Pirates" Tour.
- **Nov. 18:** Music and entertainment icon, Madonna, performed at Ford Field for the first time.
- **Dec. 5:** Buffalo defeated Ball State 42-24 in fifth Marathon MAC Championship played at Ford Field.
- **Dec. 26:** Florida Atlantic defeated Central Michigan 24-21 in the Motor City Bowl.

### 2009

- **Apr. 3:** Ford Field hosted NCAA Men's Basketball Final Four Friday, the annual public practice session for schools competed in Final Four. A record crowd of 30,000 was set for event.
- **Apr. 4:** NCAA Men's Basketball Final Four National Semifinals are played. In the first game, Michigan State defeated Connecticut 82-73. In the second game, North Carolina defeated Villanova 83-69. Ford Field set attendance record with a total of 72,456 for both sessions.
- **Apr. 6:** North Carolina defeated Michigan State 89-72 in the NCAA Men's Basketball National Championship. A record crowd of 72,992 was in attendance for the national title game. Ford Field also set the attendance record for Final Four weekend with a total of 146,378 fans for the National Semifinals and National Championship games.
- **Aug. 22:** For the fourth-straight year, Kenny Chesney played at Ford Field as his Sun City Carnival Tour stopped in downtown Detroit.
- **Nov. 26:** Lions hosted the Green Bay Packers in the franchise's 70th



Thanksgiving Day Game.

- **Dec. 3:** Central Michigan defeated Ohio 20-10 in the sixth Marathon MAC Championship played at Ford Field.
- **Dec. 26:** Marshall defeated Ohio 21-17 in the Little Caesar's Pizza Bowl. It marked the first year of Little Caesar's Pizza sponsorship of Detroit annual bowl game that was previously known as the Motor City Bowl.

## 2010

- **Apr. 8:** The NCAA Men's Hockey Frozen Four was held at Ford Field for the first time. It marked the first time the event was ever held in a large, football stadium venue. Wisconsin defeated Rochester Institute of Technology 8-1 and Boston College defeated Miami 7-1 in the National Semifinals. Ford Field drew a record crowd of 34,954.
- **Apr. 10:** In the National Championship game of the Frozen Four, Boston College prevailed over Wisconsin 5-0. 37,592 fans were on hand to watch the event, which set new NCAA and world indoor hockey records. For the weekend, the attendance totaled 72,546 at Ford field which also set a new attendance mark.

## MAJOR STADIUM MILESTONES

### 1996

- **Aug. 20:** Lions announced plans to build new domed stadium in downtown Detroit.
- **Nov. 5:** Voters in Wayne County overwhelmingly approved a referendum by the largest margin of victory in NFL stadium election history (68-32 percent) which allowed the Detroit Lions to build a domed stadium in downtown Detroit adjacent to a new baseball park for the Detroit Tigers.

### 1999

- **Nov. 16:** Lions hosted groundbreaking ceremony "From the Ground Up" unveiling renderings and officially naming the new stadium, Ford Field.

### 2000

- **Feb.:** Workers began installing 380 concrete caissons into the hard pan, which is a densely compacted layer of gravel located approximately 100 feet below the surface that rests on top of the bedrock, to provide stability to the structure of the bowl.
- **Nov. 1:** NFL owners unanimously approved the city of Detroit to host Super Bowl XL at Ford Field Feb. 5, 2006.

### 2001

- **Nov. 2:** First massive roof lift completed. The lift of this magnitude is the first of its kind in the United States. The steel, weighing approximately 2,800 tons (5.6 million lbs), and spanning 450 feet, was lifted by a computerized system of pulleys, cables and jacks.
- **Dec.:** Workers began removing approximately 300,000 cubic yards of soil and clay to shape the lower bowl and field level portion of the stadium.
- **Dec. 16:** Second massive roof truss lift completed.

### 2002

- **May 1:** Installation of lower bowl seats began.
- **June:** Upper bowl and suite seats installed. Two 97-by-27 feet LED digital video scoreboards installed. Bathrooms completed. Brick-like concrete pathways poured for glass wall (southwest) atrium. One-half of field level construction completed. One-half of seats in the lower bowl installed. Brick paving of Adams Street began.
- **July:** Three-quarters of field level poured. Final one-quarter of field level graded and prepared. Roof membrane (a type of skin-like finish) installed. East side upper glass wall finished. Stadium sound system installed in roof structure. White baffling material from ceiling hanged to reduce acoustic distortion. Roof installation completed. Sound and video system and scoreboard calibrated. Main glass wall (southwest) atrium glass installed.
- **Aug.:** Ford Field business and operations offices opened on second level of warehouse. Stadium exterior brick walkways paved. Final section of field level poured. FieldTurf installed. Stadium exterior landscaped.
- **Sept. 15:** Interfaith dedication of Ford Field.

### 2003

- **July 1:** NCAA announced that the city of Detroit and Ford Field will host the Men's Basketball 2009 Final Four, as well as 2008 NCAA tournament games.

### 2005

- **June 23:** NCAA announced that the city of Detroit and Ford Field will host the Men's Hockey 2010 Frozen Four.

### 2006

- **Apr. 3:** World Wrestling Entertainment announced that it will present its cornerstone annual event, WrestleMania 23, on Sunday, April 1, 2007, at Ford Field.

### 2007

- **Nov. 18:** Ford Field welcomed its 5 millionth fan.

### 2008

- **Mar. 28 and 30:** Ford Field set new NCAA Men's Basketball preliminary rounds attendance records with 57,028 for the first night of the Midwest Regionals and then broke that mark with 57,563 for the Midwest Regional Final. For both sessions, a total of 114,591 attended that games at Ford Field, also an NCAA record.

### 2009

- **Apr. 3-6:** Ford Field smashes several attendance records when it hosted the 2009 Men's Basketball Final Four, including the following: Final Four Friday (30,000), National Semifinals (72,456), National Championship

(72,992) and Final Four (146,378).

## 2010

- **Apr. 7-8:** Ford Field established several new attendance records during the 2010 Men's Hockey Frozen Four, including the following: National Semifinals (34,954), National Championship (37,592) and Frozen Four (72,546). It also marked the first time that a venue has hosted the Final Four and Frozen Four in back-to-back years.

## FEATURES

Ford Field is nestled at the intersection of I-75 and I-375 in downtown Detroit. The 40-foot glass wall entrance is located at the corner of Adams and Brush Street. Brush Street runs between Ford Field and Comerica Park, home of the Detroit Tigers. St. Antoine Street runs on the east side of the stadium and Beacon St. borders Ford Field on the south side.

## LUXURY SUITES

The luxury suite options are like no other in the sports industry. Ford Field incorporates 132 luxury suites, including 115 in the warehouse and 17 on the north side of the stadium. The 115 suites in the warehouse are located on four different levels.

The inspired design that integrates luxury suites into the historic Hudson's warehouse affords each suite holder significant opportunities, including optimum views, easy access and customized floor plans. By eliminating end zone suites, Ford Field luxury suites offer goal-line-to-goal-line, corner-to-corner views of every play. Since suites are centrally located, access is simple and direct, and creative use of warehouse space provides flexibility to create a wide selection of suite shapes and sizes.

Suites can accommodate from eight to 30 people, which allows for a wider variety of suites than any other football stadium.

Suite holders receive amenity packages consisting of tickets for all Lions' home games, tickets for most non-Lions events, first option on additional tickets to non-Lions events, VIP parking, private entrance, private concourse, private bathroom access, premium catering, in-suite televisions to view additional NFL action, full concierge service and day use of suite (during normal business hours).

## CLUB SEATS

There are 8,700 club seats at Ford Field. 4,300 club seats are located on the north side, and 4,400 are located on the club level that is adjoined to the warehouse. Club seats at Ford Field represent the ultimate in club experience with an unrivaled game day opportunity.

Club seat ticket holders have access to four exclusive clubs in the stadium with expanded food selection of upscale cuisine.

Amenities include: wide, leather padded seats (manufactured by Visteon) with cupholders, elevator and escalator services from main entrances, two private entrances, climate controlled atmosphere, televisions and video walls in club lounges, club level concierge service, exclusive Lions merchandise store, opportunities to purchase tickets to other Ford Field events and opportunities for year-round use of club lounges for business meetings and social functions.

## LIONS PRO SHOP

The Detroit Lions' official merchandise store, Lions Pro Shop, is located inside Ford Field on the Adams St. Concourse. The team store is open for business Monday-Friday from 10:30 a.m.-3 p.m. and during select events.







## LIONS TALES

### PAPER LION

Filming of the George Plimpton book, "Paper Lion," began in early 1968. Alan Alda starred as Plimpton, the Sports Illustrated feature writer who masqueraded as a quarterback with the Lions during training camp. The world premier was held Thursday, Oct. 3, 1968, at the Adams Theatre. The film introduced Lauren Hutton to the silver screen, and featured actual members of the Detroit Lions, including coach Joe Schmidt, Alex Karras, John Gory, Mike Lucci, Pat Studstill and Roger Brown.

- The 2003 season marked the 40th anniversary of George Plimpton's visit to Lions' training camp when he began writing the original script for his book. Last year was also the 35th anniversary of the "Paper Lion" movie release.
- The Detroit Lions reunited most of the cast in 2003 with a "Paper Lion" reunion that was held in Sept. Forty players, including Plimpton and Karras, rekindled friendships that formed during their experience together in the 1960s. The reunion turned out to be the final chapter of Plimpton's life as he passed away days later (September 26, 2003) at the age of 76.

### IN MEMORIAM

Several members of the Detroit Lions served in World War II and made the ultimate sacrifice for their country in the fight against fascism.

- Lt. **Charles Behan** was killed by Japanese machine gun fire on Okinawa, May 18, 1945.
- Sgt. **Alex Ketzko** was killed in France with Patch's Seventh Army, Dec. 23, 1944.
- Lt. **Chet Wetterlund** was killed flying a Navy Hellcat on night patrol along the New Jersey coast, Sept. 5, 1944.

### DEEP IN THE HEART OF TEXAS

The Detroit Lions have a deep history of outstanding players who have Texas roots. Five players on the Lions' All-Time Team played college football in the Lone Star State, including : QB **Bobby Layne** (Texas), S **Yale Lary** (Texas A&M), RB **Doak Walker** (Southern Methodist), G **Harley Sewell** (Texas) and DT **Doug English** (Texas). Layne, Lary and Walker are all members of the Pro Football Hall of Fame. Joining those stars on the franchise's All-Time Team are Texas prepsters CB Dick "Night Train" Lane (Austin), who is also a member of the Pro Football Hall of Fame, and RB Billy Sims (Hooks). Layne, Lane, Lary and Walker are all members of the *Pride of the Lions* charter class.

In fact, those roots go back even deeper with Layne and Walker who grew up only a few blocks apart in Dallas, Texas, and were friends as children. Both players started in the backfield at Highland Park High School in 1943. After stints in the military during World War II, Layne went to Texas University while Walker played for rival Southern Methodist University. The two were reunited when they joined the Lions in 1950.

That connection has been revisited with the Lions drafting QB Matthew Stafford with the first overall pick in the 2009 NFL Draft. Stafford also is from Highland Park, Texas and went to the same high school as Layne and Walker. He was joined in the first round of 2009 NFL Draft by another Texas prep star when the Lions drafted TE Brandon Pettigrew who is from Tyler, Texas.

**The Lions' current roster with connections to the Lone Star State:**

- **Texas Tech:** C Dylan Gandy (Harlingen)
- **Texas A&M:** LS Don Muhlbach (Lufkin)
- **Others Texas prepsters:** T Jason Fox (Fort Worth), CB Chris Houston (Austin), TE Brandon Pettigrew (Tyler), QB Matthew Stafford (Highland Park)

### THE ORIGINAL DETROIT LIONS OFFICES

Where were the first offices of the Detroit Lions located? Shortly after the club's move from Portsmouth, Ohio, Lions owner G.A. Richards, who also owned radio station WJR, set up Head Coach George "Potsy" Clark with a temporary office in room 2107 of the Fisher Building, in downtown Detroit. The Lions now operate primarily from their new headquarters in Allen Park, and some portions of the organization are housed in the warehouse portion of Ford Field.

### LIONS TRAINING CAMP LOCATIONS

Since their first training camp in 1934, the Lions have trained at 10 different sites during the preseason.

SITE	YEARS	CITY
Cranbrook	1934-41	Bloomfield Hills
Charlevoix	1942	Charlevoix
West Shore Golf Club	1943-44	Grosse Ile
Assumption College	1945	Windsor, Ontario, Canada
Alma College	1946-48	Alma
Michigan State Normal College	1949-1956	Ypsilanti
Cranbrook	1957-74	Bloomfield Hills
Oakland University	1975-89	Rochester
Pontiac Silverdome	1990-96	Pontiac
Saginaw Valley State University	1997-01	Saginaw
Lions Headquarters and Training Facility	2002-	Allen Park

### LONGEST TENURED COACHES

Lions Defensive Assistant **Don Clemons** is now in his 27th season on the team's coaching staff, the most by any coach in franchise history. Clemons has served at least 10 years more than any coach who has ever worked for the Lions.

COACH	YEARS	SEASONS*
<b>Clemons, Don</b>	<b>1985-</b>	<b>27</b>
Forte, Aldo	1950-1965	16
Wilson, George	1949-1964	16
Doll, Don	1963-64, 78-88	13
Fontes, Wayne	1985-96	12
Hill, Bert	1990-00	11
Arapoff, Jason	2001-	11
Priefer, Chuck	1997-06	10
Kwan, Stan	1997-00, 04-09	10

\* Includes current season