

RISE UP



2012

ATLANTA FALCONS

MEDIA AND INFORMATION GUIDE





2012 ATLANTA FALCONS



RISE UP

2012 ATLANTA FALCONS SEASON SCHEDULE

PRESEASON



P1 **BALTIMORE**

THU, AUGUST, 9 // 7:30 P.M.
THE GEORGIA DOME



P2 **CINCINNATI**

THU, AUGUST, 16 // 8:00 P.M.
THE GEORGIA DOME



P3 **@ MIAMI**

FRI, AUGUST, 24 // 7:30 P.M.
SUNLIFE STADIUM



P3 **@ JACKSONVILLE**

THU, AUGUST, 30 // 6:30 P.M.
EVERBANK FIELD

REGULAR SEASON



01 **@ KANSAS CITY**

SUN, SEPTEMBER 9 // 1:00 P.M.
ARROWHEAD STADIUM



02 **DENVER**

MON, SEPTEMBER 17 // 8:30 P.M.**
THE GEORGIA DOME



03 **@ SAN DIEGO**

SUN, SEPTEMBER 23 // 4:05 P.M.
QUALCOMM STADIUM



04 **CAROLINA**

SUN, SEPTEMBER 30 // 1:00 P.M.
THE GEORGIA DOME



05 **@ WASHINGTON**

SUN, OCTOBER 7 // 1:00 P.M. **
THE GEORGIA DOME



06 **OAKLAND**

SUN, OCTOBER 14 // 1:00 P.M.
THE GEORGIA DOME



07 **BYE**

SUN, OCTOBER 21 // BYE



08 **@ PHILADELPHIA**

SUN, OCTOBER 28 // 1:00 P.M.
LINCOLN FINANCIAL FIELD



09 **DALLAS**

SUN, NOVEMBER 4 // 8:20 P.M.**
THE GEORGIA DOME



10 **@ NEW ORLEANS**

SUN, NOVEMBER 11 // 1:00 P.M.
MERCEDES-BENZ SUPERDOME



11 **ARIZONA**

SUN, NOVEMBER 18 // 1:00 P.M.*
THE GEORGIA DOME



12 **@ TAMPA BAY**

SUN, NOVEMBER 25 // 1:00 P.M.*
RAYMOND JAMES STADIUM



13 **NEW ORLEANS**

THU, NOVEMBER 29 // 8:20 P.M.**
THE GEORGIA DOME



14 **@ CAROLINA**

SUN, DECEMBER 9 // 1:00 PM*
BANK OF AMERICA STADIUM



15 **NEW YORK GIANTS**

SUN, DECEMBER 16 // 1:00 P.M.*
THE GEORGIA DOME



16 **@ DETROIT**

SAT, DECEMBER 22 // 8:30 P.M.**
FORD FIELD



17 **TAMPA BAY**

SUN, DECEMBER 30 // 1:00 P.M.*
THE GEORGIA DOME

ALL TIMES ARE EASTERN. * FLEX SCHEDULE ELIGIBLE
** NATIONALLY TELEVIEWED GAME.



2012 ATLANTA FALCONS

2012 SEASON INFORMATION

Falcons 2012 Schedule	2
-----------------------	---

COMMUNITY RELATIONS

Falcons Community Relations	4
-----------------------------	---

ADMINISTRATION

Owner & Chairman Arthur M. Blank	12
Limited Partners	16
Board of Advisors	18
President & CEO Rich McKay	20
General Manager Thomas Dimitroff	23
Executive Administration	27

COACHES

Head Coach Mike Smith	36
Assistant Coaches	40
Head Coaches' Records	67
All-Time Assistant Coaches	68

FRONT OFFICE

Staff Biographies	70
Staff Directory	87

VETERAN PLAYERS

Veteran Player Biographies	90
----------------------------	----

DRAFT PICKS & COLLEGE FREE AGENTS

Rookie Player Biographies	225
College Free Agent Biographies	232

2011 SEASON IN REVIEW

Regular Season Statistics	256
Game Reviews	258
Player Participation	274
Game-by-Game Starters	275
Game-by-Game Team Statistics	276
Game-by-Game Individual Statistics	277

RECORDS AND RESULTS

Team Records	283
Individual Records	288
Career Service & Consecutive Streaks	295
All-Time Lists	297
Top Performances	299
Career 100 & 300-yard Games	308
Yearly Leaders	309
Offensive & Defensive Rankings	318
All-time Starting QBs	319
Preseason Results	320
All-Time Results	323
Year-by-Year Results	331

ATLANTA FALCONS RADIO NETWORK

STAR 94	337
---------	-----

HISTORY

Team Founder	339
Year by Year	341
Uniform History	367
Ring of Honor	370
Recent Major Trades	382
Pro Bowl Selections	387
All-Time Jersey Numbers	390
Draft Choices by Year	397

2011 FALCONS MEDIA GUIDE CREDITS

Executive Editor: Reggie Roberts

Managing Editor: Frank Kleha

Supporting Writers: Reggie Roberts
Frank Kleha
Brian Cearn
Matt Haley

Layout & Design: Michael Benford
Matt Lange

Photo Credits: Jimmy Cribb



RISE UP



COMMUNITY RELATIONS





COMMUNITY RELATIONS

BEYOND FOOTBALL: ATLANTA FALCONS IN THE COMMUNITY

The Atlanta Falcons create a winning team off the field by building a strong bond in the community. Each year the club typically logs more service hours and makes more community appearances than most other NFL teams. Through the Atlanta Falcons Youth Foundation, the team contributes \$1 million annually to improve fitness and reduce youth obesity in Georgia. Players, coaches, cheerleaders, associates and the Atlanta Falcons Women's Association all contribute to making a meaningful difference in the lives of others.



EAGLE RANCH



FALCONS FITNESS FLAG CREW

ATLANTA FALCONS YOUTH FOUNDATION

Established in 1985, the Atlanta Falcons Youth Foundation (AFYF) serves as the philanthropic arm of the Atlanta Falcons. Since Arthur Blank acquired the club in 2002, AFYF has grown to be the largest owner-funded foundation in the National Football League, providing more than \$18 million in grants to non-profit organizations across Georgia. AFYF directs the bulk of its giving to combat childhood

obesity in high-need neighborhoods in Atlanta and Gainesville. These neighborhoods are designated as Falcons Fitness Zones. Through the Fitness Zones, AFYF works in partnership with the Metro Atlanta YMCA, Boys & Girls Clubs of Metro Atlanta, the Boys & Girls Clubs of Hall County and other select organizations to increase the time kids spend in physical activity and to increase access to healthy, affordable food. Falcons players and cheerleaders make regular visits to the Fitness Zones, where they



COMMUNITY RELATIONS

engage kids in physical activities and emphasize the benefits of exercise and proper diet. As role models for many of the children in the Zones, Falcons players and cheerleaders can have a strong influence in changing the behaviors that lead to childhood obesity.

In 2011, AFYF helped expand the Atlanta Promise Neighborhood Initiative with a \$150,000 grant to Morehouse School of Medicine, which is teaming up with the Metro Atlanta YMCA, the Atlanta Community Food Bank and other partners to improve the health and wellness of students attending Vine City and English Avenue schools, including Bethune Elementary and Jones Elementary. With a \$25,000 grant to Park Pride, AFYF helped bring a playground to Vine City Park. A \$105,000 grant to the Phoenix Boys Association is providing after-school and summer programming to young men from Vine City and other westside neighborhoods. A \$25,000 grant is helping Fulton County Cooperative Extension expand Fulton Fresh, a mobile farmers market bringing fresh produce and nutritional education to underserved neighborhoods. Additional investments are expanding Truly Living Wells' urban farming projects and expanding the Georgia Organics Farm to School Network, which includes a program to install salad bars at schools. Across the state, AFYF is partnering with Governor Nathan Deal to improve the quality of P.E. in schools and to donate fitness and sports equipment to schools and community groups.



FIRST DOWN FOR FITNESS



FIRST DOWN FOR FITNESS



MAKE-A-WISH



COMMUNITY RELATIONS



FUGEES ACADEMY

FALCONS FIRST DOWN FOR FITNESS

In its sixth year, the Falcons First Down for Fitness program is designed to challenge students in grades three through seven to participate in fitness activities and lead a healthy lifestyle. In collaboration with the American Heart Association, the Southeast United Dairy Industry Association and the NFL's "Play 60" campaign, this incentive based program rewards participants for being active at least 60 minutes a day, five days a week for three months. In 2011, nearly 45,000 students and 191 teachers across the state of Georgia participated in the program.

FALCONS FITNESS FLAG CREW

During each Atlanta Falcons home game, 60 participants are selected to assist in unfurling a 40 yard by 40 yard Falcons flag as a part of the Falcons game day experience right before kickoff. These participants are made up of schools, military bases, youth football teams and civic/non-profit organizations. The Falcons Fitness Flag Crew offers individuals the opportunity to partake in pre-game aerobic activities led by the Atlanta Falcons Cheerleaders and an on-field rehearsal. By the conclusion of each experience, participants log nearly two miles of walking.

ATLANTA FALCONS TRAINING CAMP YOUTH WEEKEND

Hundreds of young fans participated in Atlanta Falcons Training Camp Youth Weekend during the first weekend of camp. Activities were open to children ages 17 and under and held one hour before each open practice. In 2011, Youth Weekend included: daily autograph sessions with Atlanta Falcons Cheerleaders, "Look Like A Pro" where children had the chance to try on authentic Falcons equipment, receiving a choice of a mini football or pom-pom for wearing a football jersey or cheerleading uniform at the "Rise Up" booth, "Football Flurry" which allowed young fans the chance to win autographed footballs and "Helmet and Jersey Frenzy" which allowed young fans a chance to win autographed jerseys or mini helmets.

YOUTH FOOTBALL

The Atlanta Falcons conduct Gatorade Junior Training Camps in schools and parks across Georgia with a special emphasis on introducing youth to the fundamentals of football through basic drills as well as exposure to hydration maintenance. In 2011, 74 camps were conducted across the state of Georgia and an estimated 11,100 children had the opportunity to participate.



TRAINING CAMP YOUTH WEEKEND

RISE UP AND SHARE

Since 2003, the Rise Up and Share program provides an opportunity for Atlanta Falcons players to connect directly with military groups, youth groups and non-profit organizations throughout the state of Georgia. Through the Rise Up and Share Program, a player or player's foundation purchase 40 season tickets and t-shirts for a charity group. In 2011, 20 Falcons players participated in this program.



FISHING WITH THE FALCONS



COMMUNITY RELATIONS



DOBBINS AIR FORCE BASE

HOMETOWN HUDDLE

This season marked the 13th year of the NFL and United Way's partnership and celebration of Hometown Huddle. On this day, all 32 teams around the league participate in several community and volunteer activities. The Falcons are the only team in the NFL to have the entire 53-man roster participate. Atlanta Falcons players, cheerleaders and members of the Atlanta Falcons Women's Association made surprise appearances at nine different locations around metro Atlanta that included schools where players and cheerleaders participated in physical fitness activities, a visit to a Publix Supermarket, a visit to the Shepherd Center and serving food to the homeless at Crossroads Community Ministries.

PLAYER APPEARANCES

During the 2011 season, Atlanta Falcons players participated in over 425 appearances and logged more than 3,500 hours around the state of Georgia. Some of the visits included a trip to Dobbins Air Force Base to thank the military for their service, participation in a special Thanksgiving luncheon at the Fugees Academy in Clarkston and the defensive line treated 40 children from the Atlanta Mission to a holiday shopping spree. The Atlanta Falcons Rookie Club, sponsored by UnitedHealthcare of Georgia served meals at Crossroads Community Ministries, visited a Children's Hospital, participated in a special needs camp and treated kids from the Boys & Girls Club of Metro Atlanta to a shopping spree and special holiday meal.



COMMUNITY RELATIONS



FALCAN FOOD DRIVE

FALCAN FOOD DRIVE

As a standing tradition, each year the Atlanta Falcons partner with the Atlanta Community Food Bank for the annual FalCan Food Drive. In 2011, nearly 50 schools throughout the state of Georgia participated in the FalCan Food Drive School Challenge and collected nearly 58,000 pounds of canned goods and/or non-perishable food items over a four week period for the opportunity to win exciting prizes. Including the donations collected prior to the Sunday, November 20th Tennessee Titans game, the efforts of the FalCan Food Drive School Challenge and the Food for Sharing Program raised 223,321 pounds which translates into 186,026 meals for the community.

BALL BOY MENTORING PROGRAM

In its tenth year, the Ball Boy mentoring program has provided opportunities for teenage boys from the Boys and Girls Club of Hall County to assist the Falcons equipment staff and interact with players during training camp and throughout the season. Falcons players serve as mentors to these young men through regular meetings that provide boys the opportunity to talk to the players about schoolwork, home life and other things that may be affecting their lives.

ATLANTA FALCONS WOMEN'S ASSOCIATION

The 2011 season was filled with several events and opportunities for the Atlanta Falcons Women's Association. Over the course of the season members had major roles in the following initiatives: B'rest Stop at the It's the Journey, Inc 2-Day Breast Cancer Walk, Hometown Huddle, FalCan Food Drive, Toys for Tots Drive and the annual t-shirt and pillowcase paint at The Child Life Zone at Children's Healthcare of Atlanta at Scottish Rite.

TOYS FOR TOTS PRESENTED BY O'REILLY AUTO PARTS

Another standing tradition, fans supported the Atlanta Falcons Toys for Tots drive prior to the Atlanta Falcons vs. Jacksonville Jaguars game on Thursday, December 15 in record fashion. With donations of over 1,000 toys and more than \$12,000, together the Atlanta Falcons, O'Reilly Auto Parts and the U.S. Marine Corps were able to provide deserving families with special toys during the holiday season.



TOYS FOR TOTS

FREDDIE FALCON

The official mascot of the Atlanta Falcons makes approximately 300 appearances each year all over the state of Georgia. Appearances include school shows, pep rallies, parades, children's hospital visits, birthday parties and Valentine's Day deliveries. Freddie has two school shows: one is called PLAYBook for Fitness that promotes healthy living and incorporates important components of the NFL's Play 60 campaign; and the other is Sack Your CRCT, which encourages students to prep for their CRCT (Criterion-Referenced Competency Test) in the spring. To have Freddie come to your next event please contact Freddie@falcons.nfl.com or visit www.atlantafalcons.com/Freddie. You can also follow Freddie Falcon on Twitter or Like him on Facebook.

COMMUNITY QUARTERBACK AWARD

The Atlanta Falcons Community Quarterback Award honors volunteers in the state of Georgia (ages 13 and over) who exemplify leadership and dedication to bettering their communities. Many organizations rely on quality volunteers to create and facilitate programs that benefit countless lives throughout Georgia. The Community Quarterback Award is designed to recognize and reward these volunteers. In 2011, four winners were recognized on-field during a home game and each winning organization received a \$2,000 grant.



COMMUNITY RELATIONS



FALCONS JR CHEERLEADERS

ATLANTA FALCONS JUNIOR CHEERLEADERS

In 2011, girls ages 5-16 had the opportunity to cheer for their home team by participating in the Atlanta Falcons Junior Cheerleaders program. Participants of the program receive many great things including: a game day uniform, pom poms, a practice t-shirt, three instructional clinics taught by the Atlanta Falcons Cheerleaders and a tailgate party on performance day. Nearly 300 girls performed in front of tens of thousands of fans during halftime of a Falcons home game. Participants also helped support Rally 4 Quarters 4 Research, a change collection program, in which all proceeds directly benefit childhood cancer research. The girls collected nearly \$700 that helped support the Rally Foundation for Childhood Cancer Research.



DEFENSIVE TACKLE COREY PETERS

COMMUNITY ALL-STAR OF THE MONTH AND ATLANTA FALCONS WALTER PAYTON MAN OF THE YEAR

The Atlanta Falcons Community All-Star of the Month program recognizes a player each month during the season that is heavily engaged in team and/or their own community initiatives. The 2011 Community All-Stars of the Month winners were tight end Michael Palmer, wide receiver Harry Douglas, defensive tackle Corey Peters and long snapper Joe Zelenka. Of the All-Stars, Corey Peters was selected as the Atlanta Falcons Walter Payton Man of the Year Winner. The NFL Walter Payton Man of the Year award recognizes a player's off-the-field community service. Each team in the NFL nominates one player from its organization as the Man of the Year. The Walter Payton NFL Man of the Year Award which is announced during halftime of the Super Bowl.

RISE UP



ADMINISTRATION





ADMINISTRATION



ARTHUR BLANK --- OWNER & CHAIRMAN



Entering his 11th season as owner of the Atlanta Falcons, Arthur Blank has shaped his franchise into one of the most successful organizations in all of professional sports both on and off the field.

Along the way, Blank's tireless energy, his passion for people and causes, and his determined pursuit of the coveted Vince Lombardi Trophy for Falcons fans have fueled those around him to be the very best they can be.

Look no further than General Manager Thomas Dimitroff, Head Coach Mike Smith, and club President & CEO Rich McKay for evidence. Since this trio joined together in 2008, the Falcons have made great strides in establishing the team as sustainable and relevant in the NFL.

Since 2008, the Falcons have compiled a 43-21 regular season record, which is the fifth-best record in the NFL during that time. During the same period of time, the club recorded four consecutive winning seasons (10-6, 9-7, 13-3, 10-6), the only team in the National Football Conference (NFC) to do so.

Smith's accomplishments in his first four seasons as Atlanta Falcons head coach are unprecedented in team history and are among the best in the NFL when measured against his coaching counterparts. He became the first coach in franchise history to produce back-to-back winning seasons (2008-09), subsequently extending the streak to four, and in 2011 Smith became the first coach in team history to lead his team to consecutive playoff appearances (2010-11).

Atlanta's .672 winning percentage over the past four seasons is the highest in team history. The Georgia Dome has become a "House of Horrors" for many NFL clubs, as the Falcons have produced a remarkable 26-6 home record – an .813 home winning percentage – since 2008, the third-best mark in the NFL over the last four seasons.

NFL national experts believe the proverbial arrow for the Falcons is definitely pointing upward.

"Arthur Blank clearly got it right when he hired Thomas Dimitroff and Mike Smith in 2008," said *Sports Illustrated* national NFL writer Jim Trotter. "The tandem is bright, energetic and forward-thinking when it comes to physical and mental conditioning, and no other general manager/head coach combination has been more aggressive when applying today's technology toward tomorrow's success. With Dimitroff and Smith behind the wheel, the Falcons are well on their way to becoming one of the NFL's model franchises."

Atlanta's success under Blank isn't all that surprising or unexpected. Recording four consecutive winning seasons, an NFC South Division title in 2010, and playoff berths in three of the past four seasons are all significant milestones and accomplishments for Falcons Nation, but they are steps toward the ultimate goal: a Super Bowl championship for Atlanta and Georgia.

To accomplish this goal, Blank has empowered and supported Dimitroff and Smith as they've turned the Falcons into one of the NFL's most dominant teams.

Dimitroff, who earned Executive of the Year honors from *Sporting News* in two of his first four seasons as Atlanta's general manager, is the supremely talented personnel point man for an organization whose roster is filled with current Pro Bowl players and future All-Pro performers.

Those players are led by Coach Smith, the fiery fifth-year head coach who earned Coach of the Year honors from both *Sporting News* and the prestigious KC 101 Club following the 2008 and 2010 seasons.

Smith has instilled in his team the value of starting fast and finishing strong, and the Falcons have heeded Smith's coaching mantra by amassing a 34-9 record in games where they score first.

Coupled with core principles built around playing fundamentally sound football in all three phases, the Falcons have posted a 36-2 record in games where they lead at halftime, and own a 33-1 mark in contests where they hold the lead at the beginning of the fourth quarter.



ADMINISTRATION

Additionally, the Falcons' special teams units have excelled since 2008 by finishing in the top 10 in NFL rankings in each of the past four seasons. Last year, Atlanta's punt coverage unit led the NFL in punt return average by allowing just 4.8 yards per return. In addition, the Falcons special teams unit forced their opponents to start an NFL-high 62 drives inside their 20-yard line.

"I have great faith in Rich, Thomas, and Mike," Blank said. "From Rich's deep NFL experience, contract negotiations skills and salary cap management acumen, to Thomas' drive to balance current player needs with building a sustainable future on the field, to Smitty's leadership of our players and aggressive physical style of football, we have a very strong leadership team that is second to none in the League."

For the second consecutive season, Atlanta's on-field performance attracted the attention of the NFL's schedule makers and television partners, as the Falcons will appear on prime time national television four times in 2012. Atlanta plays host to Peyton Manning and the Denver Broncos on ESPN on September 17 and will host the Dallas Cowboys at the Georgia Dome on NBC on November 4. The Falcons and the New Orleans Saints will battle for NFC South Division bragging rights in a key game in Atlanta on NFL Network on November 29. Atlanta concludes its primetime schedule in Detroit at always-tough Ford Field on December 22 with an NFC match-up against the Lions.

COMMITMENT TO FANS

Whether it's The Home Depot – the company Blank co-founded and led until his retirement as co-chairman in 2001 – or the Atlanta Falcons, Blank has always subscribed to one simple theory: Listening is what matters most. Customers, fans, players, coaches or associates – Blank listens, understands and responds to all of them and expects his associates to do the same.

"Our fans and business partners are critical to the success of our team," Blank said. "Their investment in the Falcons – through their time, finances and emotions – is significant. It's our responsibility to provide an attractive return on their investment, and we do that in a variety of ways throughout the year."

Shortly after the 2012 Draft, the Falcons invited fans to its "State of the Franchise" event, during which attendees heard from the team's new coordinators along with receiving updates on the club's status on and off the field from Blank and his key executives.

In addition, every year during training camp the Falcons open their doors to fans to view practices. Fan highlights include autograph sessions following



ARTHUR BLANK

practices; Falcons Youth Weekend, during which children participate in kids-only activities; and the club's annual "Friday Night Lights" scrimmage, which also includes a fan fest event and post-game fireworks.

Also, Falcons coaches kick off the season for sponsors and premium seat holders by hosting a "Season Preview," which provides attendees with an advance look at team composition and game planning for the year. Earlier this year, the Falcons put a new link in the connecting chain with its fans by introducing Rise Up Atlanta, a partnership with Hands On Atlanta encouraging volunteerism across the city.

"Rise Up Atlanta extends the Falcons' mantra of the last two seasons to rising up in the community to make Atlanta a better place to live," Blank noted. "One of our core values is giving back to the community and we wanted to provide our fans, as members of the Falcons family, with a convenient vehicle to join us in helping others."

Finally, as the Falcons near the end of their lease at the Georgia Dome, key club business leaders are diligently planning and negotiating for a new stadium that will meet the needs of fans, the franchise, and the Georgia World Congress Center Authority over a long period of time.

"A new stadium will enhance the state, region, and city's preeminence as the dominant sports city in the Southeast; help drive economic development; and cement our franchise's stability well beyond my ownership," Blank said. "But we will go further than that. Our stadium planning will encompass the surrounding community in ways that will positively impact the area and its residents. That's our pledge and commitment."

COMMITMENT TO COMMUNITY

One of the hallmarks of Blank's philosophy is giving back to the community. During his tenure with The Home Depot, the company donated more than \$113



ADMINISTRATION

million to the communities it served. In addition, associates provided hundreds of thousands of hours of personal volunteer time to various charitable and community activities.

The Atlanta Falcons Youth Foundation, the largest owner-funded foundation in the NFL, invests in innovative approaches to improve youth fitness and reduce childhood obesity across Georgia. Since 2002, the foundation has awarded more than \$18 million in grants to more than 800 non-profit organizations. In 2005, the Falcons Youth Foundation launched its Falcons Fitness Zones where, through grant partners, the foundation engages more than 10,000 kids a year in more than one million hours of physical activity.

Additionally, Atlanta Falcons players, coaches, cheerleaders, and associates remain among the most active community citizens in the NFL, contributing an average of 3,000 hours of their collective personal time each season. Much of this time is spent participating in Atlanta Falcons community relations programs and initiatives, which support a variety of issues and activities including health and fitness, breast cancer awareness, combating hunger, the development of youth football, and outreach in underserved communities.

Blank's business portfolio includes a diverse group of companies - PGA TOUR Superstore, The Arthur M. Blank Family Foundation, Atlanta Falcons Physical Therapy Centers, and Mountain Sky Guest Ranch, in addition to the Falcons - but all of them share a common set of core values, which emphasize community service. To reinforce this, each year associates from across Blank's various businesses come together to tackle designated community projects in the Metro Atlanta area.

Known as All Associates Day, this year Blank and approximately 180 of his associates traveled to City of Refuge - a non-profit organization dedicated to helping families become stable, secure, and productive. Located about two miles west of the Georgia Dome, Blank and his associates spent the day working on four key projects: constructing an indoor playground, planting an urban garden, remodeling resident dormitories, and painting an indoor mural.

"Beyond each businesses' unique charitable and community focus areas, our associates look forward to getting together on All Associates Day to enjoy the camaraderie and work together for a great cause," Blank said.

Blank is also dedicated to his personal giving back. He is chairman of The Arthur M. Blank Family Foundation, which since 1995 has granted and committed more than \$250 million to numerous non-profit

organizations. In 2012, Blank was named a trustee of The First Tee as part of a \$1 million grant commitment to the organization. Also in 2012, he signed the Giving Pledge, in which he committed to giving more than half of his wealth to philanthropic causes and charitable organizations either during his lifetime or in his will.

HOW IT ALL STARTED

A native of Flushing, N.Y., Blank attended Stuyvesant High School in Manhattan, where he competed on the football, baseball, and track teams. He received a B.S. Degree in Business Administration with Distinction from Babson College, where he was active in a wide variety of extracurricular activities. He co-founded The Home Depot in 1978 and retired from the company as co-chairman in 2001. At the time of his retirement, The Home Depot was a component of the Dow Jones Industrial Average and one of *Fortune* magazine's "Global Most Admired Companies." During Blank's last year as CEO of the company, The Home Depot ranked first in social responsibility in an annual survey conducted by Harris Interactive, Inc.

Blank is recognized throughout the country for his personal and professional achievements. In 2011, Blank was the recipient of the Freeing Voices, Changing Lives Award from the American Institute for Stuttering, and he was inducted into the Atlanta Hospitality Hall of Fame. In 2010, he was recognized by the Council for Quality Growth for his philanthropic endeavors as well as his significant contributions to economic development and quality of life. In 2008, Blank received an honorary Doctorate of Humane Letters from the University of South Carolina-Bluffton. In 2006, he was named a Distinguished American by the Walter Camp Football Foundation, which every year recognizes an individual who has utilized his or her talents to attain great success in business, private life, or public service.

Also in 2006, Blank was inducted into the Junior Achievement U.S. Business Hall of Fame, and was awarded an honorary degree of Doctor of Humanities from Furman University. In 2005, he was named National Entrepreneur of the Year by Ernst & Young. In 2003, for the second time in three years, Blank was named Georgia's Most Respected CEO by *Georgia Trend* magazine, and in 2002 he was inducted into Georgia State University's Business Hall of Fame. Among other previous honors, Babson College inducted Blank into its Academy of Distinguished Entrepreneurs in 1995 and conferred on him an honorary degree of Doctor of Laws in 1998.

Blank serves on a number of boards including: the Board of Trustees of The Carter Center, Inc.; the Board of Trustees of Emory University; the Board of Trustees of The Cooper Institute; and the boards of Cox Enterprises, Inc., and Staples, Inc. In September 2001,



ADMINISTRATION

Blank joined the faculty of Emory University's Goizueta Business School as its first Distinguished Executive in Residence. He now serves as a Goizueta Executive Fellow. Blank also served as the 2003 Chairman of the Metro Atlanta Chamber of Commerce.

Blank has six children and three grandchildren. A strong believer in work-life balance, Blank still makes time daily for working out and spending time with his family.



NFL COMMISSIONER ROGER GOODELL WITH ARTHUR BLANK



ADMINISTRATION



RONALD E. CANAKARIS
LIMITED PARTNER

Chairman and Chief Investment Officer, Montag & Caldwell, an investment management services company. Member of the CFA Institute, CFA Society of Atlanta and Rotary Club of Atlanta.



WARRICK DUNN
LIMITED PARTNER

Former NFL running back with Atlanta Falcons and Tampa Bay Buccaneers who rushed for over 10,000 career yards. Founder of Warrick Dunn Charities. 2004 Walter Payton NFL Man of the Year and recipient of 2011 Jefferson Award for outstanding public service.



DOUGLAS J. HERTZ
LIMITED PARTNER

President and CEO, United Distributors, a privately-held beverage distributor. Chairman of the Board of Trustees of Children's Healthcare of Atlanta, and founder and chairman of Camp Twin Lakes. Serves on the boards of The Marcus Foundation, The Holly Lane Foundation, Atlantic Capital Bank, Georgia Research Alliance and Mother Nature Network. Doug is a trustee of Westminster School, and emeritus member of the Board of Tulane University, and vice chairman of the Woodruff Arts Center.



JOHN P. IMLAY, JR.
LIMITED PARTNER

Chairman, Imlay Investments, Inc., a private investment firm; Chairman, The Imlay Foundation; member of Atlanta Rotary. Minority owner of the Falcons since 1991.



ADMINISTRATION



EDWIN H. MENDEL
LIMITED PARTNER

Co-founder, Ned Davis Research Group and Davis, Mendel & Regenstein, Inc. President of The Mendel Foundation. Sponsors the Young Angels Camp Scholarship Fund. Serves as life trustee at the Marcus Jewish Community Center and Pace Academy.



DEREK V. SMITH
LIMITED PARTNER

Chairman, Game of Golf Institute. Chairman and CEO, Institute of Global Prescience. Founder and trustee, Myfident Foundation. Former Chairman and CEO of ChoicePoint Inc. Board member of Georgia Aquarium and Geeknet, Inc. Member of the Board of Visitors of the University of Georgia.



JOHN A. WILLIAMS
LIMITED PARTNER

Chairman, CEO, and Director of Preferred Apartment Communities, Inc.; Founder of Post Properties, Inc.; Member of Board of Directors of Rentech, Inc., an alternative energy company.



BRIAN J. BARKER
LIMITED PARTNER

Founder and CEO of AFS, an industry-leader for 30 years in Transportation Cost Management headquartered in Shreveport, LA. Brian resides in Park City, Utah and is an active community supporter in Shreveport, Park City and Destin, FL including school-age athletics & sports complex, inner-city sports camps, shelter for abused women & children and Trustee of DCWA that provides financial support for at risk kids.



ADMINISTRATION



HENRY L. AARON
BOARD OF ADVISORS

Senior vice president, Atlanta National League Baseball Club, Inc. Chairman of the board, 755 Restaurant Corporation. Former Major League Baseball player with record-setting 755 home runs during 23-year career. Inducted into National Baseball Hall of Fame in 1982. Board member of DSW, Inc., Medallion Financial Services, Inc., and Atlanta Braves. Member of Board of Governors for Boys and Girls Club of America.



BILL BOLLING
BOARD OF ADVISORS

Founder and executive director, Atlanta Community Food Bank, a provider of food and other donated grocery items to nonprofit partner agencies in Metro Atlanta and North Georgia. Charter member of Feeding America board of directors, and board member of Georgia Chamber of Commerce and Regional Commission on Homelessness. Member of nonprofit studies program advisory committee of Andrew Young School of Policy Studies at Georgia State University.



STEVE BARTKOWSKI
BOARD OF ADVISORS

In business development at DPR Construction, Inc., a global commercial contractor and construction management company. Well-known in Atlanta community for record-breaking performance as starting quarterback with Atlanta Falcons between 1975 and 1985. Member of Atlanta Sports Hall of Fame and Georgia Sports Hall of Fame. Involved with many charitable fundraisers throughout the year.



DR. ROBERT FRANKLIN
BOARD OF ADVISORS

President of Morehouse College. Serves on the boards of the Atlanta Regional Council for Higher Education (ARCHE), the Salvation Army National Advisory Board, the Metro Atlanta Chamber of Commerce Executive Committee and the Atlanta Symphony Orchestra Executive Committee. He is a member of the Atlanta Business League; the Atlanta Mayoral Board of Service; the CNN Dialogues Committee; Atlanta Rotary Club and 100 Black Men of Atlanta



ADMINISTRATION



GLENDA HATCHETT
BOARD OF ADVISORS

Judge on nationally syndicated television series Judge Hatchett. Nationally-recognized authority on juvenile and social issues. Author of national best-selling books Dare to Take Charge and Say What You Mean and Mean What You Say. Former Chief Presiding Judge of Fulton County, Georgia Juvenile Court.



INGRID SAUNDERS JONES
BOARD OF ADVISORS

Senior vice president - Global Community Connections, The Coca-Cola Company, and Chair, Coca-Cola Foundation. Member of Clark Atlanta University board of trustees; Carter Center board of councilors; Woodruff Arts Center; The Ohio State University President's Council on Women board of trustees; Rotary Club of Atlanta; Society of International Business Fellows; and Girl Scouts USA national board of directors.



FELKER W. WARD JR.
BOARD OF ADVISORS

Managing Member, Pinnacle Investment Advisors, LLC, an investment advisory firm. Board member of Georgia Research Alliance, Tuskegee University Board of Trustees, Georgia Cancer Coalition, Georgia Department of Economic Development, Morehouse School of Medicine Board of Trustees, Emory University Board of Trustees, Emeritus, and Civilian Aide to the Secretary of the Army, Emeritus. Member of the Rotary Club of Atlanta and 100 Black Men of Atlanta.



AMBASSADOR ANDREW YOUNG
BOARD OF ADVISORS

Chairman and co-founding partner, GoodWorksInternational, LLC, a company seeking to enhance economic development in Africa and the Caribbean. Former co-chair of Atlanta Committee for the Olympic Games. Mayor of Atlanta from 1982 to 1990. Board member of The United Nations Foundation, Independent News & Media PLC, Member of 100 Black Men of Atlanta and Founder and President of the Andrew Young Foundation.



ADMINISTRATION



RICH MCKAY

PRESIDENT & CEO



Rich McKay has been involved with the National Football League either as a team executive or a club's general counsel for the past 26 years. After serving the last eight years as President of the Atlanta Falcons, McKay was promoted to President & CEO by Owner & Chairman Arthur M. Blank on September 1, 2011.

In addition to his Falcons responsibilities, Rich's impact has also been felt at the League level for many years as a valued member of several NFL committees charged with advancing the game and the NFL's business.

Since 1994, McKay has been a member of the League's powerful Competition Committee. He became Co-Chairman of the Competition Committee in 1998. On March 1, 2011, NFL Commissioner Roger Goodell named McKay sole Chairman of the committee which is comprised of NFL head coaches and League executives who study the game and recommend rules changes and modifications that ensure player safety while promoting competitiveness among all 32 of the League's franchises.

For the past seven years, McKay has served on the NFL Management Council Working Group of League executives that helps advise on collective bargaining issues. During the 2011 off-season, McKay played a pivotal role in navigating the difficult waters in helping to negotiate a new Collective Bargaining Agreement with the players that resulted in labor peace for the next nine years. The NFL's new CBA with the National Football League's Players Association, which McKay and other League officials were heavily involved in, will provide assurance that the League continues to grow its successful product and maintain its stronghold as America's #1 sport for the foreseeable future.

"Of all of the club executives, Rich had the most sustained and substantial involvement," said NFL Executive Vice President/League Counsel Jeff Pash. "We had a lot of club people who were involved in many phases of our planning, but Rich had the most direct ongoing involvement in the negotiations."

In addition to his duties of running the day-to-day business operations of the Atlanta Falcons, McKay is also heavily involved with Mr. Blank to develop plans for a new stadium in downtown Atlanta as the team

nears the expiration of its current lease at the Georgia Dome.

During 12 seasons with the Tampa Bay Buccaneers where he began his NFL career as the club's general counsel before rising to General Manager, McKay played a pivotal role in the construction of Raymond James Stadium - Tampa Bay's state-of-the-art, open-air facility which hosted Super Bowl XXXV in 2001 and Super Bowl XLIII in 2009. McKay, along with Buccaneers Co-chairmen Bryan and Joel Glazer, negotiated the terms of the lease of Raymond James Stadium.

McKay's acute decision-making abilities and outstanding football instincts were also on full display in Flowery Branch during the fall of 2008 as he assisted Mr. Blank in the hiring process that landed Falcons General Manager Thomas Dimitroff and Head Coach Mike Smith.

Since those hirings, the Falcons have compiled a 43-21 regular season record which is the fifth-best mark in the NFL over that four-year span.

Atlanta has also recorded four consecutive winning seasons (2008-11) and is the only team in the National Football Conference to produce a winning record in each of the last four seasons (10-6, 9-7, 13-3, and 10-6).

Additionally, Atlanta's .672 winning percentage over the past four seasons is the highest in team history. The Georgia Dome has become a 'House of Horrors' for the majority of the Falcons' opponents as the Birds have compiled an impressive 26-6 home record and .813 home winning percentage since 2008 - the third-best mark in the NFL over the last four seasons.

McKay's 21 seasons as an executive in the NFL have been marked by several significant highlights:

- In his 13 seasons as an NFL General Manager, McKay was the football architect who constructed six teams that reached the NFC playoffs, three that reached the NFC Championship Game, and one team that won a Super Bowl title. His overall record as an NFL General Manager was 112-96 with a winning playoff record of 6-5.



ADMINISTRATION

- McKay also worked with three different NFL head coaches who guided their respective teams to the NFC Championship Game (Tony Dungy 1999; Jon Gruden 2002; and Jim Mora 2004).
- McKay's personnel scouting acumen was established in having a formula for success that produced 56 players that played in the Pro Bowl during his time as an NFL General Manager.
- As the GM, eight of McKay's top lieutenants, have risen through the ranks to sit in the General Manager's chair at other NFL franchises. The eight men who form the branches of the McKay-GM tree include: Ruston Webster (Tennessee Titans current GM), Mark Dominik (Tampa Bay Buccaneers current GM), Les Snead (St. Louis Rams current GM), Phil Emery (Chicago Bears current GM), Jerry Angelo (Chicago Bears GM from 2001 to 2012), Tim Ruskell (Seattle Seahawks GM from 2005 to 2009), Billy Devaney (St. Louis Rams GM from 2008 to 2011), and Brian Xanders (Denver Broncos GM from 2009 to 2012).
- Between the Draft and Free Agency, McKay constructed a roster that featured 12 Pro Bowl performers in 2002 during Tampa Bay's Super Bowl season. Additionally, McKay drafted five players – CB Ronde Barber, FB Mike Alstott, LB Derrick Brooks, DT Warren Sapp, and S John Lynch who each played in at least five Pro Bowls during their NFL careers.
- Tampa Bay's 41 Pro Bowl selections between 1997 through 2002 were the most in the NFL. To put it into perspective, the Buccaneers only had 19 Pro Bowl selections in the first 21 years of their history leading up to 1997.
- While many of the players McKay drafted developed into NFL stars on the field, several have been Pro Bowl performers from a charitable standpoint, as well. Atlanta Falcons Limited Partner Warrick Dunn, whom McKay drafted in 1997, was the recipient of the 2004 Walter Payton/NFL Man of the Year award. This award is presented annually to the NFL's most philanthropic player. Derrick Brooks was also a co-recipient of the award in 2000.
- McKay was the chief football executive of Tampa Bay's franchise altering 1995 draft which ESPN named one of the Top 10 draft classes in NFL history. Headlining that class was DT Warren Sapp, now an in-studio analyst for NFL Network and LB Derrick Brooks, who serves as a guest analyst for ESPN's First Take. Sapp and Brooks combined to make 18 Pro Bowl appearances during their tenures with the Buccaneers. Both players were named to the NFL's Top 75 Draft Picks of all time by NFL Network in 2011 and will certainly be strongly considered for future enshrinement into the Pro Football Hall of Fame in Canton, Ohio.



RICH MCKAY

- McKay recorded his 100th career regular season victory as an NFL General Manager in 2005 when the Falcons defeated the Detroit Lions 27-7 on Thanksgiving Day before a nationally televised audience at Ford Field. The 2004 Atlanta Falcons rolled to a 4-0 start en route to an 11-5 record and earned the conference's second seed in the playoffs, a first-round bye, and a nationally televised home playoff game against the St. Louis Rams. Atlanta routed St. Louis 47-17 to earn just their second trip to the NFC Championship Game in franchise history.
- Arguably one of the top moments of McKay's distinguished NFL career took place in sunny San Diego, California on January 26, 2003 when he completed the overhaul of the Buccaneers – long considered one of the worst franchises in professional sports. Tampa Bay's 48-21 victory over the Oakland Raiders in Super Bowl XXXVII vaulted the Buccaneers from the basement of professional sports to the top of the NFL universe.
- McKay was the 2005 recipient of the Jack Horrigan Award. This award is presented annually by the Pro Football Writers of America to the club or League office executive who is the most helpful and cooperative with the local and national news media that reports on the NFL.

The McKay family has substantial roots in both collegiate and professional football. Rich's late father, the legendary John McKay, led the University of Southern California Trojans to four (4) National Championships in just 16 seasons. Coach McKay became the first Head Coach of the Tampa Bay Buccaneers in 1975 and his impact on the franchise was recently acknowledged as he became just the second inductee into the Tampa Bay Buccaneers Ring of Honor in December of 2010.



ADMINISTRATION

Coach McKay's legacy will also be honored with the opening of the \$70+ million, 110,000 square-foot new Athletic Center at USC that will be called The John McKay Center. The building will be completed by the end of summer of 2012.

McKay, who taught a course in sports entertainment law at Stetson University's College of Law, earned his Bachelor's degree in Economics in 1981 from Princeton University. He graduated from Stetson's College of Law in 1984 and clerked for two years for Tampa's U.S. District Judge William Terrell Hodges. McKay worked

at the Tampa law firm of Hill, Ward, and Henderson, P.A., from 1986-1992 where he served as General Counsel for the Buccaneers.

Born March 16, 1959 in Eugene, Oregon, McKay grew up in Los Angeles and Tampa, graduating from Tampa's Jesuit High School. As an avid long distance runner, he has participated in and finished two New York City marathons and one recent Atlanta marathon. McKay and his wife, Terrin, have two sons; Hunter, a 2012 graduate of Samford University in Birmingham, Alabama and John, a sophomore at USC in Los Angeles.



ADMINISTRATION



THOMAS DIMITROFF GENERAL MANAGER



Since General Manager Thomas Dimitroff arrived in Atlanta in 2008, the Falcons have experienced a level of consistency that is unmatched in the team's 46-year history. In 2011, Atlanta continued to re-write the record books as the Falcons secured back-to-back playoff appearances for the first time in franchise history, and the third time in four seasons under the guidance of Dimitroff and head coach Mike Smith.

One of his goals when he arrived in Atlanta was to make this team a relevant and sustainable franchise, and in his first three seasons at the helm the two-time *Sporting News* executive of the year and his group have laid the foundation. In his fourth season, Atlanta continued to build upon the solid foundation and parlayed it into a 10-6 record and the team's fourth consecutive winning season. Since 2008, the Falcons have posted a 43-21 regular season record, which is the fifth highest win total in the NFL and they are the only team to post four consecutive winning seasons in the NFC over that same time period (11-5, 9-7, 13-3, 10-6). Despite the team's success since his arrival, the determined and driven Dimitroff is not going to allow the Falcons to become complacent and he understands that there is still a lot that needs to be accomplished.

"Personally I have little patience for football teams who don't step onto the field with fiery passion. We have talked about that since the time we arrived here in 2008," said Dimitroff at the team's 2011 season ending press conference. "That is what Mike Smith is about. It's definitely what I am about and I know it's what Arthur Blank is about. We' are vehemently opposed to sitting back and being a hesitant football team."

Despite suffering a first round playoff loss to the New York Giants in 2011, Atlanta's regular season was filled with memorable moments and significant accomplishments. Fourth-year signal caller, and Dimitroff's first ever draft choice, Matt Ryan, set the franchise record for passing yards (4,177) in addition to career highs in touchdowns (29) and quarterback rating (92.2). Ryan's record setting performance was joined by RB Michael Turner and WR Roddy White in the pages of Falcons history. Turner broke RB Gerald

DIMITROFF'S PERSONNEL BACKGROUND

2008-12	General Manager // Falcons
2003-07	Dir. of College Scouting // Patriots
2002	National Scout // Patriots
1998-01	College Scout // Browns
1994-97	College Scout // Lions
1992	Scout // World League
1990-91	Scouting Coor. // Saskatch. Roughriders

Riggs' franchise record of 48 rushing touchdowns, with two scores against Tampa Bay in Week 17, giving him 50 as a Falcon. "The Burner" also led the NFC in rushing yards with 1,340 yards and added 11 touchdowns on the season. White also got in on the action when he became the Falcons all-time leading receiver with 7,374 career receiving yards, breaking Terance Mathis' old mark of 7,349 yards. The seventh-year receiver out of UAB also finished the season with 100 receptions and became the first player in team history to record multiple 100-catch seasons.

In each season since ascending to the General Managers position in Atlanta, Dimitroff has astutely engineered key moves and deftly drafted a solid nucleus of players to bolster the Falcons roster.

In his first year on the job, he landed Ryan in the draft and added two-time Pro Bowl running back Michael Turner in free agency. Heading into the 2009 season, the perception was the Falcons needed a pass catching tight end. Dimitroff answered the bell once again by orchestrating a trade with the Kansas City Chiefs to obtain the most prolific tight end in NFL history and future Hall of Famer, Tony Gonzalez. After finishing 9-7 in 2009, the fanbase wanted help on the defensive side of the ball and Dimitroff and his staff brought in former Defensive Rookie of the Year CB Dunta Robinson and selected OLB Sean Weatherspoon with the 19th pick, in addition to drafting defensive tackle Corey Peters in the third round (83rd overall).

Dimitroff did not rest on his laurels during the 2011 Draft. His philosophy of addressing the needs of the team and being aggressive if the organization believes it is the right move was put on display once again. Atlanta held the 27th overall pick entering the draft.



ADMINISTRATION

While most thought Dimitroff would stay put and take the best player available at 27, he had a different thought. Dimitroff reached out to the Cleveland Browns, who held the number six pick, in hopes of landing an impactful player to help the team. With Dimitroff's keen sense for the draft and for talent, the Falcons manufactured a trade with the Browns and selected University of Alabama wide receiver Julio Jones with the sixth pick. It was deemed an aggressive and bold move, but it was a move that the entire organization, including Owner & Chairman Arthur Blank felt very strongly about.

"This is an organization that works together, with our coach, with our general manager and with everybody in this building to make the kind of thoughtful decisions that Thomas has made," Blank said at Jones' introductory press conference. "When we made this trade yesterday, Thomas was the gentlemen that actually did the trade and took the name off of the board. It was a decision made by this entire organization and I couldn't be happier to have Julio Jones as a Falcon."

Dimitroff's proactive approach was highlighted once again prior to the 2012 draft. Atlanta had spent the offseason re-signing its own players and adding veterans LB Lofa Tatupu and G Vince Manuwai, but the outside perception was the Falcons were sitting idle. Atlanta had made 15 moves as they compiled their 2012 roster, including re-signing TE Tony Gonzalez at the end of the 2011 season, but it was the 16th move the Falcons made that raised eyebrows. Dimitroff pulled off a deal with the Philadelphia Eagles for four-time Pro Bowl and two-time Super Bowl champion cornerback Asante Samuel. Samuel's resume speaks for itself, as he has tallied 45 career interceptions, including five returned for touchdowns and has also added 143 career passes defended in his nine-year career.

Over draft weekend, Dimitroff continued to add pieces as he bolstered the offensive line by selecting G/C Peter Konz from Wisconsin (55th overall) and T Lamar Holmes (91st overall). The draft was rounded out by FB Bradie Ewing (157th overall), DE Jonathan Massaquoi (164th overall), S Charles Mitchell (192nd overall) and DT Travian Robertson (249th overall). Konz became the highest drafted offensive lineman under Dimitroff and was also the first Big 10 player selected by Dimitroff since his arrival in 2008.

Since his first day on the job, Dimitroff has brought the philosophical approach of building through the draft and supplementing with free agency. With the help of his scouting department, he has made the Atlanta Falcons the class of the NFL when it comes to keeping and growing the players a team drafts. Since 2008,

the Falcons rank second in the NFL in draft retention (81.3 pct.). From 2008 through 2011, Atlanta selected 32 players in the draft and an astonishing 26 draftees remained on the roster entering the 2012 season.

Dimitroff's ability to lead an organization and his astute football knowledge garnered him *Sporting News* Executive of the Year for the second time in three seasons in 2010. He was not alone when it came to being recognized by *Sporting News*; Head Coach Mike Smith was named Coach of the Year from the prestigious magazine.

In 2010, Atlanta's 13-3 mark was spearheaded by Dimitroff's first draft pick in Atlanta, quarterback Matt Ryan. Ryan set then career highs in passing attempts (571), touchdowns (28), yards (3,705), completion percentage (62.5), quarterback rating (91.0) and set a franchise record for completions (357). His performance earned him his first Pro Bowl appearance and was joined by eight of his teammates. Ryan enjoyed the company of defensive end John Abraham, tackle Tyson Clabo, tight end Tony Gonzalez, cornerback Brent Grimes, fullback Ovie Mughelli, running back Michael Turner, specialist Eric Weems and wide receiver Roddy White in Hawaii. The Falcons roster, which Dimitroff and his staff devote countless hours into also produced four players who earned All-Pro honors in 2010. Abraham and White were each All-Pro first team selections, while Mughelli and Turner garnered second team recognition.

Dimitroff's forward thinking and aggressive but calculated nature has allowed the Falcons to be players in the free agency market each year, and the 2010 offseason was no different. He knew he wanted to upgrade the defense and Dimitroff and his staff wasted little time in doing so.

With an eye towards improving a young Falcons secondary, Dimitroff targeted and signed talented five-year veteran cornerback Dunta Robinson from the Houston Texans two days after free agency opened. An Athens, Georgia native, Robinson brought a veteran presence and a stalwart reputation back home with him. His impact was felt throughout the defense as DE John Abraham collected 13 sacks and the corner opposite of Robinson, Brent Grimes, posted a franchise-high 23 passes defended and tied for the team lead in interceptions with five.

The Robinson signing allowed Dimitroff important flexibility when entering his third draft. Dimitroff enjoyed another successful needs-based draft in 2010, selecting speedy, playmaking outside linebacker Sean Weatherspoon from Missouri with the 19th overall pick in the first round. Additional picks included defensive tackle Corey Peters (Kentucky) and offensive lineman Michael Johnson (Alabama), as well



ADMINISTRATION

as offensive lineman Joe Hawley (4th round, UNLV), cornerback Dominique Franks (5th round, Oklahoma), wide receiver Kerry Meier (5th round, Kansas), and safety Shann Schillinger (6th round, Montana). Weatherspoon and Peters proved to be strong players in 2010 as Weatherspoon logged 50 tackles, one sack and one pass defended. Peters started 15 games and posted 40 tackles, one sack and one pass defended during his first NFL season.

Although the Falcons have produced some impressive accomplishments in his first four years on the job, for the architect behind the transformation of the new look Falcons, it is not enough. Dimitroff strives for so much more.

Every move Dimitroff makes is well-thought out and calculated and forward-thinking with one goal in mind. Assembling the best football team he can is paramount in his daily thought process and he's aggressively determined to get the Falcons to the next level.

That inherent, tireless drive is one of the main reasons why Dimitroff has been so successful throughout his 20-plus years in the NFL. A product of the championship producing ways in New England, Dimitroff is all about building a winner who is able to compete at the highest level each and every season. He has an acute ability to not only focus on the team's needs of the present, but to plan for a sustainable future for the franchise. These traits are what many around the NFL respect about Dimitroff, but none more than his head coach.

"Thomas is one of the most forward thinking guys I have ever been around," said Falcons Head Coach Mike Smith. "As coaches, we are always thinking week to week and personnel guys have timelines that are much further down the road. Thomas' forethought, in terms of personnel moves, is his strength. As a coach, you're worried about Sunday, but he is looking out for the long term future of the organization, which is impressive. His vision on how to put this team together is the most impressive thing about him."

The 2009 Atlanta Falcons capped off their first back-to-back winning seasons in the history of the franchise with a 20-10 victory at Tampa Bay in the season finale. For long-time Falcons fans, this was quite a monumental feat. But for Dimitroff and his staff, this was just another block in the foundation for this young Falcons team.

Before the 2009 season kicked off, Dimitroff went looking for another target for Ryan and the Falcons offense to improve their efficiency when he traded for future Hall of Fame tight end Tony Gonzalez of

the Kansas City Chiefs on the eve of the 2009 draft. Gonzalez delivered in a big way with 83 receptions, second-best on team, and six touchdowns, including the game-winner at the New York Jets on a fourth down with 1:38 remaining. Gonzalez was also a positive and winning presence in the Falcons locker room. He possesses the type of leadership qualities Dimitroff looks to add to the roster each season.

Part of Dimitroff's master plan also includes adding other veterans when needed to shore up his units. For example in 2009, he signed savvy veteran players like linebacker Mike Peterson and cornerback Brian Williams. Peterson finished second on the team with 140 tackles, starting all 16 games, while Williams supplied a punch to the secondary for the first five starts to the season before being lost with a knee injury.

When he feels he needs to make a move to bolster the roster or retain core players, the decisive Dimitroff doesn't stand idle for very long. He extended the contract of veteran wide receiver Roddy White prior to the start of the '09 regular season. White responded with another stellar campaign that landed him in his second straight Pro Bowl with a team leading 85 catches for 1,153 yards and a career-best 11 touchdowns.

The momentum from the Gonzalez trade and the other free agent acquisitions carried over a week later as Dimitroff completed the second draft of his tenure with the '09 selections of defensive tackle Peria Jerry, safety William Moore, cornerback Christopher Owens, defensive end Lawrence Sidbury, tackle Garrett Reynolds, defensive tackle Vance Walker and linebacker Spencer Adkins. Despite missing most of their rookie seasons, the selections of Jerry and Moore paid dividends in 2010. Jerry continued to recover from his injury, and recorded two sacks, four tackles for loss and one pass defended. Moore started 15 games at safety and tied for the team lead in interceptions (five) while adding 108 tackles, eight passes defended, one forced fumble and one fumble recovery. The two will look to continue to improve in 2012.

In 2008, Dimitroff's first move was signing talented free agent running back Michael Turner from San Diego. Turner fittingly exploded onto the scene as a full-time starter for the first time in his career, finishing with 1,699 rushing yards with a club record 17 touchdowns on his way to his first Pro Bowl, while finishing second in MVP voting.

Dimitroff's initial '08 draft was a windfall, delivering franchise quarterback Matt Ryan, the consensus NFL Offensive Rookie of the Year, starting left tackle Sam Baker, starting middle linebacker and All-NFL rookie selection, Curtis Lofton, and eventual starting



ADMINISTRATION

free safety Thomas DeCoud. His adept choices also included solid contributors in wide receiver Harry Douglas and defensive end Kroy Biermann.

Dimitroff's belief that the NFL draft is a major building block to establish a team's foundation for years to come has been the impetus for the Falcons' winning ways since 2008.

His first four drafts reaped huge benefits as 19 out of 32 picks have started at least one game and 27 rookies have been active on game day since 2008. Eight rookies have started on opening day from the first four draft classes under Dimitroff.

All of these major moves prove Dimitroff will do whatever it takes to make the Falcons roster better whenever he sees the opportunity. His timely maneuvers have helped the Falcons post a notable 43 victories over the past four seasons, which is the fifth highest total in the NFL from 2008-11.

Dimitroff directs all aspects of football operations with the Falcons and working with Head Coach Mike Smith has final authority over all personnel decisions related to the signing of free agents, the selection of players in the draft, trades, and related decisions. He will also handle coordinating other football-related activities with Coach Smith.

Dimitroff has earned his climb up the NFL mountain to General Manager by working his way through the scouting trails as a combine/BLESTO Scout, an Area Scout, National Scout, and College Director of Scouting.

His father was a big influence on his life. Tom Dimitroff was a high school, college, and pro coach turned NFL scout (and a former NFL quarterback for the old Boston Patriots). Other key influences that have also helped shape Dimitroff's philosophy today and aided in his rise to his current post include Kansas City Chiefs General Manager Scott Pioli and New England Patriots Head Coach Bill Belichick.

The younger Dimitroff took a genuine desire for scouting players to the ultimate level early in his life. He became the Canadian Scouting Coordinator for the Saskatchewan Roughriders of the CFL in 1990 as his first taste into the world of scouting. In 1992, he moved on to World League of American Football, where he scouted all NFL, CFL and World League rosters while tracking player transactions for the NFL's developmental league.

Dimitroff's career aspirations brought him to the NFL and the Detroit Lions where he became a College Scout in 1994. It was in his years as Scout for the Lions that he was introduced to Atlanta for the first time

(living in the Virginia Highlands area) while evaluating the Southeastern part of the country. From there, Dimitroff made his way back to Cleveland in 1998 as a College Scout for the Browns for four years before landing in New England in 2002.

During his five years as the Director of College Scouting in New England (2003-07), he was responsible for overseeing area scouts who evaluate all of the nation's college prospects while scouting and tracking the development and availability of drafted players. The Patriots had a 77-17 overall record in Dimitroff's tenure and they won the Super Bowl in the 2003 (XXXVIII) and 2004 (XXXIX) seasons while making a historic march on a perfect 2007 regular season. Many of the players responsible for New England's history-making NFL-best 16-0 regular season record in 2007 were scouted, evaluated, and later drafted during Dimitroff's time. Some of those players include: cornerback Ellis Hobbs III, center Dan Koppen, guard Logan Mankins, running back Laurence Maroney, safety Brandon Merriweather, cornerback Asante Samuel, defensive end Ty Warren, tight end Ben Watson, nose tackle Vince Wilfork and cornerback Eugene Wilson.

"I think there are two ingredients in being a talent evaluator," said long-time, respected NFL personnel executive Ernie Accorsi. "You have to learn under top people, which Thomas has done from his father to a championship organization in New England. But you also need that indefinable instinct to see talent. That can't be taught. You can be a good evaluator without it, but not a great one. Thomas has that instinct."

Dimitroff captained his college team as a defensive back at the University of Guelph (Canada) from 1987-1989. He was born in Barberton, Ohio, in 1966. Thomas and his wife, Angeline, have one son, Mason, and live in Atlanta.



ADMINISTRATION



**KIM
SHRECKENGOST**
**EXECUTIVE VICE
PRESIDENT & CHIEF
OF STAFF**



Kim Shreckengost is Executive Vice President — Chief of Staff for AMB Group, LLC, the parent company of the Atlanta Falcons. She is responsible for public relations and information technology at the Falcons, and holds similar responsibilities at The Arthur M. Blank Family Office, home of AMB Group and The Arthur M. Blank Family Foundation. In addition, she is responsible for facilitation of the business activities of Falcons Owner & Chairman Arthur Blank; family office operations and administration; the businesses' aviation group; and the operations of Mountain Sky Guest Ranch, and a guest dude ranch in Montana.

Shreckengost joined AMB Group in 2001. Prior to her current position, she served as Vice President — Corporate Affairs & Executive to the CEO at The Home Depot. In this position, she was responsible for community affairs, internal communications, investor relations and public relations. In addition, she was responsible for CEO-directed activities across the company, including serving as a facilitator for business-related projects.

Before joining The Home Depot in 1996, Shreckengost spent 15 years with Delta Air Lines in positions of increasing responsibility. Those areas included operations and customer service, marketing, information services, methods and training, and finance. Prior to leaving the company, she was Director of Investor Relations and Assistant Secretary. During that time, Delta received four awards for excellence in corporate reporting and investor relations from the Association of Investment Management and Research. Shreckengost was also cited by *Institutional Investor Magazine* as one of the top investor relations officers in the country.

Shreckengost is a former working group member of the NFL's Committee on Workplace Diversity. She serves on the board of advisors of the Metro Atlanta Chamber of Commerce and the advisory board of the WNBA's Atlanta Dream. A native of Wayne, Michigan, Shreckengost graduated with distinction from Wayne State University in Detroit, receiving a Bachelor of Science degree in Business Administration. Shreckengost and her husband, Lloyd, reside in Douglasville, Georgia.



ADMINISTRATION



GREG BEADLES

SENIOR VICE PRESIDENT CHIEF FINANCIAL OFFICER



The 2011 campaign marks the 17th season with the Falcons organization for Greg Beadles and 10th as an executive officer.

Beadles' responsibilities have grown over the years beyond overseeing all financial operations of the club to include the facilities, travel and logistics departments. He serves as one of the team's primary liaisons with the NFL League Office and the Georgia Dome.

He also serves as President of Atlanta Falcons Physical Therapy Centers, a growing business he helped to launch in 2007 that now includes 10 rehabilitation clinics across Georgia open to the general public.

His career in the NFL started with the Falcons in 1995 as an intern in the finance department. He later served as Controller of the Falcon Inn & Conference Center until 1998. Beadles then held the position of Senior Accountant with the club until being promoted to Director of Finance for the 2000-2001 seasons. Owner & CEO Arthur Blank promoted him to Vice President — Finance shortly after purchasing the Falcons in 2002. He added the CFO title after the 2003 season and was named Senior Vice President in 2011.

The son of a coach, Beadles grew up drawing Xs and Os, traveling on road trips and making recruiting visits with his father, who has been a head coach in the college basketball ranks for nearly 40 years. Beadles played a number of sports in his youth, including

a freshman year of small college basketball before transferring to Louisiana State University to focus on a career in business.

Beadles earned a Bachelors of Science degree in Accounting from LSU in 1991 and a Masters of Science degree in Sports Administration from Georgia State University in 1995.

The 42-year-old holds a CPA license from the state of Georgia. His experience in the business world began with a public accounting firm in Baton Rouge, Louisiana followed by work as an international staff accountant with Offshore Pipelines, Inc. in Houston, Texas.

Beadles' background also includes teaching a graduate sports finance course at Georgia State University. He still enjoys interacting with students as a regular guest lecturer at a number of local universities. His community activities are focused primarily on education related initiatives. Greg serves as founding chairman for Dominion Classical Christian Academy in Lawrenceville and Arete Scholars Fund, a non-profit that provides K-12 scholarships for low-income children throughout Georgia. He is also a board member of Wellspring Camp, the Georgia State University CFO Council and the Atlanta CFO Executive Summit.

He and his wife, Jill, reside with their four children, Ella, Grant, Evie and Hudson in Dacula, Georgia.



ADMINISTRATION



DANNY BRANCH

VICE PRESIDENT OF INFORMATION TECHNOLOGY



Danny Branch begins his ninth year as Vice President of Information Technology (IT) for the Falcons and boasts more than 28 years of experience in systems development, deployment and support. He is responsible for all information technology related activities for the Falcons and all other enterprises in the Blank Family of Businesses.

Branch joined the Falcons in 2004 from The Home Depot, where he most recently was Vice President of Information Services. Starting at The Home Depot in 1990 as a senior systems engineer, he was promoted rapidly through the engineering and ultimately, the information services management ranks. While at The Home Depot, Branch partnered with NCR to be the first home improvement retailer to implement and deploy self check-out. He also developed and deployed Home Depot's current gift card program, which replaced their previous paper based gift certificate program.

Prior to The Home Depot, Branch worked in programming, engineering and project management roles for CONTEL, Management Science America, and Texas Instruments. A Georgia product, Danny earned his associate degree in Mathematics from Abraham Baldwin Junior College (Tifton, GA.). He received his Bachelors of Science degree in Computer Science from the University of Georgia and completed an advanced leadership development program at the Babson School of Executive Education (Babson Park, Mass.). Branch is active in the community and currently serves on the Board (Chair Emeritus) of Atlanta Habitat for Humanity.

Danny and his wife, Claire, live in Senoia, Georgia with their daughter, Chloe (18) and son, Alex (15).



ADMINISTRATION



DAVID HOMRICH

**EXECUTIVE VICE PRESIDENT
OF FINANCE & INVESTMENTS
AMB GROUP**



David Homrich is Executive Vice President – Finance and Investments of AMB Group, LLC, the parent company of the Atlanta Falcons. He is President of Exodus Capital, LLC (Mr. Blank's private investment company), Treasurer of The Arthur M. Blank Family Foundation, and a senior officer of several other companies which comprise the Blank Family of Businesses, including PGA TOUR Superstore and Atlanta Falcons Physical Therapy Centers.

His current responsibilities include financial and strategic planning, and investment strategy and management as well as new business analysis and development.

Homrich joined AMB Group, LLC, upon its formation in 2001. Prior to that, he was Chairman and CEO of Homrich Berg, an Atlanta-based wealth management company he co-founded in 1989. While at Homrich Berg, David served as personal financial and investment advisor to Arthur Blank. Before co-founding Homrich Berg, he was a principal in an investment advisory company and a manager in the tax department of the Atlanta office of Price Waterhouse.

Homrich is a CPA, a Certified Financial Planner, and has earned the Personal Financial Specialist designation from the American Institute of CPAs. He has authored a book and several articles on financial and investment matters and has been quoted in numerous business publications. He has been repeatedly recognized as one of the best financial advisors in the United States.

Homrich serves, or has served, on the boards of several private companies. He serves on the Dean's Advisory Council at the University of Georgia's Terry College of Business and is a former member of the Governing Board of the State Properties Commission and the Georgia Building Authority.

Homrich is past chairman of the Board of Directors of the Metro Atlanta YMCA and presently serves on its Executive and Board Development committees. In 2008, he was honored to receive the Bransby Christian Leadership Award from the Metro Atlanta YMCA. In 2007, the Georgia Society of CPAs presented its Public Service Award to Homrich in recognition of his public service to the community and the state of Georgia.

A magna cum laude graduate of the University of Georgia with a degree in accounting, Homrich also earned his Master of Accountancy degree with a tax concentration from UGA.

David and his wife, Lynne, reside in East Cobb with their three sons and daughter.



ADMINISTRATION



REGGIE ROBERTS

VICE PRESIDENT OF FOOTBALL COMMUNICATIONS



Reggie Roberts begins his 21st season in the National Football League and his ninth as the team's Vice President of Football Communications. He serves as the day-to-day spokesman for the Falcons on all football and non-football matters, and is responsible for coordinating all media and football communications coverage for the team. Additionally, Roberts is the club's liaison between local, national and international print and electronic media, and the main club contact with the television and radio networks that broadcast Falcons games.

Roberts, who joined the Falcons in September of 2004, comes to Atlanta with a long history in the NFL at both the league and club levels. The veteran football communications specialist, who is also a former award-winning sports journalist, spent seven seasons at league headquarters in New York City where he was Director of Information for the National Football Conference from 1990 to 1996.

Following the 1997 season, Roberts and his communications staff received the coveted Rozelle Award from the Pro Football Writers of America. The award is presented annually by the PFWA to the NFL's top public relations/football communications staff. It marked the first time in franchise history the Buccaneers football communications staff had ever received the award. The Buccaneers were also a finalist for the award in both 1999 and in 2000 and the Falcons have been finalists for the award in each of the past four seasons (2008-11).

Roberts was president of Double R Communications, Inc., a national sports public relations and communications company from 2002-2004. His

clients included a dozen NFL players as well as the NFL, The Champions Fund, Family First, Kaos Sports, the University of South Florida Athletic Department, and Hill and Knowlton, USA.

During seven seasons with the NFL office, Roberts was the Public Relations Director and primary league office contact for the 15 NFC teams. Additionally, he coordinated media operations at seven NFC Championship Games, seven Super Bowls (XXV-XXXI), and three Tokyo American Bowl Games in Tokyo, Japan. Roberts has also been selected as a member of the NFL's Football Communications staff for 14 Super Bowls (XXV-to-XXXVI, XL, XLI).

In 2006, Roberts completed the prestigious NFL Managers Training Program located at Stanford University's Executive Education Graduate School of Business in Palo Alto, California.

Before joining the NFL in 1990, Roberts spent four-and-a-half years as a sports reporter with the Austin American-Statesman newspaper in Austin, Texas where he won two Associated Press Sports Editor awards.

Roberts graduated from the University of Louisiana at Monroe in 1986 with a Bachelors of Arts degree in journalism.

Roberts is native of Alexandria, Louisiana. He and his wife, Wendy, live in Snellville, Georgia with their two sons, Reid Alexander and Chase Matthew.



ADMINISTRATION



**JIM
SMITH**

**SENIOR VICE PRESIDENT
OF SALES & MARKETING**



Jim Smith begins the 2012 National Football League season as the club's Senior Vice President of Sales and Marketing following his promotion to the post on June 1, 2012.

Smith, who spent six seasons as the club's Vice President of Marketing (2004-09) before being promoted to Vice President/Chief Marketing Officer in 2010, heads up one of the most creative and talented marketing and sales teams found anywhere in professional sports.

He recently worked with the NFL Office in New York City on a comprehensive brand review that created a new standard for the Falcons brand and put in place innovative brand policies to enhance and expand the club's overall image both in the Atlanta market and nationally. In conjunction with this study, Smith developed the award winning "Rise Up" campaign which includes an inspiring television commercial featuring Hollywood star and "A-list" actor Samuel L. Jackson.

The campaign, which focuses on a team, an organization, a fan base, and a community rising up together to try win a championship, was unveiled in the spring of 2010 to impressive reviews and culminated with a television spot featuring Jackson's impassioned speech for Atlanta and the Falcons to "Rise Up" together. Jackson's motivating, emotional words also became a pre-game rallying cry and popular fixture for Falcons fans on the team's Jumbotron when it was shown just before kickoff at each home game. It became an instant hit for fans and Falcons players alike as the club posted a 7-1 record at the Georgia Dome.

The new "Rise Up" ad was so successful that it captured a prestigious bronze Effie Award in the entertainment category. The Effie Awards is a 43-year old marketing recognition program designed to distinguish between the most effective advertising campaigns across the country each year.

In addition to the widely successful "Rise Up" campaign, Smith led the negotiations for new radio and television partnerships in 2011. Smith's diligent and resourceful work translated into multi-year deals with Lincoln Financial Media, owner of STAR 94 FM and Sports Radio 790 The Zone, and CBS Atlanta.

In his new role as the club's chief's ticket sales and service officer, Smith is responsible for the sales and service of all Falcons tickets which include season tickets, group tickets, and hospitality programs. Smith also oversees ticket operations, ticket services, and the Falcons fan services department that work closely with the club's critically important season-ticket holders.

Smith and his sales team are also responsible for selling Falcons premium seat inventories at the Georgia Dome which includes suites, club seats, super suites, and the Falcons Owner's Club.

Over the past 10 seasons, the Falcons have sold out 98 of 100 games in the Georgia Dome which at one point included a franchise-record 55 games in-a-row sold out streak. The current streak stands at 32 consecutive games heading into the 2012 season.

Some of Smith's other critical day-to-day responsibilities entail maximizing local and national revenue opportunities by managing all brand affinity, inventory, including stadium assets, broadcast rights, team marketing rights, new media, and event marketing. Smith and his partnership sales teams have increased the Falcons' local sponsorship and broadcast revenues by more than 300% since 2003, and his impressive work in the Atlanta marketplace has resulted in several new partnerships with companies like Ford Motor Company, Verizon, NAPA, Russell, Quikrete, and SunTrust. Smith's new media team has received national acclaim for its use of emerging technology and social media to provide fans unprecedented access to the Falcons organization.

Prior to joining the Falcons, Smith spent five successful seasons as General Manager and then President/General Manager of the Major League Soccer's Columbus Crew. During his stint with The Crew, Smith captured 2001 MLS Executive of the Year honors by his peers and followed-up that award by overseeing the organization's first-ever championship the following season winning the 2002 U.S. Open Cup title.

Before his positions with The Crew, Smith was a member of the athletic department at Ohio State University, serving as Associate Athletic Director for Marketing and Communications. At OSU, Smith was



ADMINISTRATION

responsible for the direction and coordination of eight department heads in the areas of marketing, athletic communications, publications, external relations, merchandise sales, premium seat services, video services and concessions.

Smith was the Director of Live Event Marketing for the World Wrestling Federation before his move to OSU. He also worked as the Coliseum Director at Sam Houston State University in Huntsville, Texas. Born Dec. 5, 1965, the Milford, Conn. native earned a Bachelor's of Science degree in Radio, TV, and Film at Northwestern University and a Masters of Arts in Sports Management at Ohio State. He and his wife, Polly, live in Suwanee, Georgia with their three daughters, Rachel, Courtney, and Emily, and son, Daniel.



ADMINISTRATION



TIM ZULAWSKI

**VICE PRESIDENT OF SPONSORSHIP
SALES & SERVICE**



Tim Zulawski enters his 10th season with the Falcons. As Vice President of Sponsorship Sales and Service, Zulawski leads the Falcons initiative to develop and maintain corporate partnerships with local, regional and national corporations. This includes overseeing day to day activities associated with promotional rights, television, radio, print and digital advertising, custom experiences, hospitality and the sale of annual signage rights at the Georgia Dome.

During his time in Atlanta, Zulawski has helped the team secure a number of valuable corporate partnerships with numerous companies. Prior to coming to the Falcons, Zulawski worked for Palace

Sports and Entertainment in charge of negotiating sponsorships for the Tampa Bay Lightning, Tampa Bay Storm and the St. Pete Times Forum. His NFL career started in public relations with the Buffalo Bills as a high school senior. A native of Buffalo, New York, Zulawski holds a Management Information Systems degree from SUNY in Fredonia and a Master's degree in Sports Management from Springfield College.

RISE UP



COACHES





COACHES



MIKE SMITH HEAD COACH



In his first four seasons as the Falcons head coach, Mike Smith has established Atlanta as a sustainable and relevant franchise in the NFL. During his tenure in Atlanta, the Falcons have compiled a 43-21 regular season record, which is the fifth best mark in the NFL during that time. Atlanta has also tallied four consecutive winning seasons (2008-11), and is the only team in the NFC to produce a winning record in each of the last four seasons (11-5, 9-7, 13-3, 10-6). Smith's accomplishments in his first four seasons as Atlanta Falcons Head Coach are simply unprecedented in team history and are among the best in the NFL when measured against his coaching counterparts. He became the first coach in franchise history to produce back-to-back winning seasons (2008-09) and in 2011 Smith became the first coach in team history to lead his team to consecutive playoff appearances (2010-11).

Smith's remarkable 43-21 regular season record since 2008 is the fifth-best mark among all NFL coaches. His 43 wins are the second most in the

SMITH'S COACHING BACKGROUND

2008-12 **Head Coach** // Falcons
2003-07 **Defensive Coordinator** // Jaguars
2002 **Linebackers Coach** // Ravens
1999-01 **Def. Asst./Def. Line Coach** // Ravens
1996-98 **Defensive Coord.** // Tennessee Tech
1988-95 **Special Teams Coord.** // Tennessee Tech
1987 **Defensive Line Coach** // Tennessee Tech
1986 **Defensive Line Coach** // Morehead St.
1983-85 **Linebackers Coach** // San Diego State
1982 **Assistant Coach** // San Diego State

entire NFC and are the most by any Falcons head coach in his first four seasons. Atlanta's .672 winning percentage is the highest in team history over a four-year period and is also the fifth-best percentage in the League. Smith's steady hand at the helm includes a strong emphasis on establishing a true home field advantage and that philosophy has produced an astounding 26-6 home record and .813 winning percentage during his tenure, the third-best mark in the NFL over the last four seasons.

One of Smith's basic coaching philosophies centers on his team displaying sustainability. He wants his Falcons to be able to maintain a certain level of performance, not just each season, but from game to game, quarter to quarter and play to play. In his first four seasons in Atlanta, Smith has built a team that will consistently be in the conversation year-in and year-out come December and January.

He has instilled in his team the value of starting fast and finishing strong, and the Falcons have heeded Smith's coaching mantra by amassing a 34-9 record in games where they score first. Coupled with core principles built around playing fundamentally sound football in all three phases, Smith's disciplined teams have displayed a knack for holding onto leads and closing out the opposition. Smith's troops have posted a 36-2 record in games where the Falcons lead at halftime (since 2008). And Atlanta also owns a 33-1 mark in contests where the Birds hold the lead at the beginning of the fourth quarter.

The former defensive coordinator teaches a rugged and physical approach to defense, which has

IMPRESSIVE RESUME

(REGULAR SEASON ONLY)

Since 2008, Smith has racked up an impressive list of accomplishments and accolades while leading the Falcons to four consecutive winning seasons and three playoff berths.

SMITH'S ACCOMPLISHMENTS

- *Sporting News* Coach of the Year in 2008 and 2010.
- KC 101 Club NFC Coach of the Year in 2008 and 2010.
- Associated Press NFL Coach of the Year in 2008.
- .672 winning percentage - highest in club history through four seasons.
- 43 wins - most wins in first four seasons by a Falcons coach.
- Second best home record in NFL history in his first three seasons as a head coach.
- Second most wins in team history in a single season (13).
- Under coach Smith, the Falcons are the only NFC team to post winning records in each of the last four seasons (2008-11).



COACHES

produced the third stingiest group in the NFC in points allowed since 2008 at 20.1. Also, the Falcons defense has been tough when closing out halves and games in the last three seasons by allowing just 17 points in 53 possessions in the final two minutes of either half. In 2011, the Falcons defense ranked second in the NFL in red zone efficiency (78.7 pct.) and finished sixth in the NFL in rushing defense (97.0 ypg).

The Falcons' special teams units have also excelled through Smith's emphasis and direction by finishing in the top 10 in NFL rankings in each of the past four seasons. Last year, Atlanta's punt coverage unit led the NFL in punt return average by allowing just 4.8 yards per return. In addition to that impressive number, the Falcons special team's unit forced their opponents to start a NFL-high 62 drives inside their 20-yard line.

WINNING PCT. SINCE 2008		
TEAM	W-L	PCT.
New England	48-16	.750
New Orleans	45-19	.703
Pittsburgh	45-19	.703
Baltimore	44-20	.688
ATLANTA	43-21	.672

Under the guidance of Smith, the Falcons posted a 10-6 record and earned their second consecutive playoff berth in 2011. The playoff berth marked the third time in four seasons Atlanta has reached the playoffs under Smith. The Birds wrapped up the 2011 campaign in record-setting fashion, as QB Matt Ryan, RB Michael Turner and WR Roddy White all established new franchise bests. Ryan broke the franchise record for passing yards in a single-season after eclipsing QB Jeff George's mark of 4,143 yards set in 1995. Ryan finished the 2011 season with 4,177 yards, 29 touchdowns and a 92.9 quarterback rating, all career highs. Turner broke RB Gerald Riggs' franchise record of 48 rushing touchdowns, with two scores against Tampa Bay in Week 17, giving him 50 as a Falcon. "The Burner" also led the NFC in rushing yards with 1,340 yards and added 11 touchdowns on the season. White also got in on the action when he became the Falcons all-time leading receiver with 7,374 career receiving yards, breaking Terance Mathis' old mark of 7,349 yards. The seventh-year receiver out of UAB also finished the season with 100 receptions and became the first player in team history to record multiple 100-catch seasons. Atlanta also produced two Pro Bowlers in 2011 as White and TE Tony Gonzalez were each named to the NFC Pro Bowl team. The selection was the 12th for Gonzalez who became the NFL's second all-time leading receiver with his 1,149 career receptions

SMITH'S RECORD WHEN...

REGULAR SEASON ONLY

Overall Record	43-21
vs. the NFC	30-17
vs. the AFC	13-4
vs. the NFC South	14-10
Home	26-6
Away	17-15
Day Games (1 p.m. ET)	30-14
Afternoon Games (4 p.m. ET)	10-3
Night Games (8 p.m. ET)	4-4
Indoors	30-11
Outdoors	13-10
Atlanta scores first	34-9
Atlanta leads at halftime	36-2
Atlanta leads going into the 4th	33-1
Atlanta leads in T.O.P.	31-7
Gains 300+ yards	34-12
Holds opponent under 300 yds	19-1
Atlanta has a 300-yard passer	5-6
Atlanta has a 100-yard rusher	14-3
Atlanta has a 100-yard receiver	17-10
Atlanta wins the turnover battle	28-2
Atlanta has less than 5 penalties	29-13

and climbed to 11th in League annals with his 13,338 career receiving yards.

In 2010, Smith guided the Falcons to the second-most wins in a season in team history, the top record in the NFC with a 13-3 mark and an NFC South Division crown in 2010. The 13 victories also secured the number one seed in the Conference for only the second time in franchise history and the Division title was just the fourth ever for the team in 45 years in the League (and first since 2004). His club's eight-game winning streak during the 2010 campaign was the second longest ever in team annals. The Falcons also were the only team in the League to rank in the top 5 in both scoring offense (25.9 points) and scoring defense (18.0 points allowed) and boasted an NFL-high as well as a franchise-best nine players who were named to the Pro Bowl.

For all the milestones he achieved in 2010, Smith earned the prestigious Sporting News NFL Coach of the Year and the KC 101 Club's NFC Coach of the Year award for a remarkable second time in three seasons.

In 2009, Smith's club captured their final three games of the season, including two victories on the road, to secure a winning record and the first back-to-back winning seasons in team history.



COACHES

His club's hard-fought three-game winning streak at the end of the 2009 campaign to secure a winning season was especially impressive considering the Falcons faced the fourth-toughest schedule in the NFL and five of the team's seven losses came against playoff teams. Smith's Falcons also lost nine key starters for at least one game because of injury (and a total of 45 games of missed action overall) but still continued to display the kind of resolve that is characteristic of Smith-coached teams since he took over in Atlanta.

Under Smith's determined leadership in 2008, the Falcons enjoyed one of the biggest turnarounds that the NFL has ever witnessed. The seven-win swing going from 4-12 to 11-5 is tied for the fourth-best mark (at +7 wins) in the League for a rookie head coach since 1978. Smith's 11 victories are tied for the top mark with five other head coaches for the best record for a rookie head coach taking over a team that finished below .500 the previous season. And only three rookie head coaches in NFL history had more wins in their first campaign on the sidelines than Smith.

WINS IN FIRST FOUR SEASONS		
COACH	TEAM	W-L
George Seifert	San Francisco	52-12
Chuck Knox	LA Rams	44-11-1
John Harbaugh	Baltimore	44-20
Mike Smith	Atlanta	43-21
Bill Cowher	Pittsburgh	43-21
Mike Martz	St. Louis	43-21
Mike Sherman	Green Bay	43-21
Mike Tomlin	Pittsburgh	43-21

Smith's firm guidance in 2008 allowed the Falcons to make several improvements from the previous season, which included points per game average, rushing yards per game average, passing touchdowns to interception ratio and fewest sacks allowed. He had his team ready to play in every game in 2008 as the Falcons were tops in the League in first quarter points scored and registered a streak of holding opponents in 12 of 15 games to under 20 yards rushing in the opening quarter of games.

The shrewd drafting of quarterback Matt Ryan and astute free agent signing of running back Michael Turner were two aggressive moves that paid immediate dividends and laid a solid foundation. Under Smith's direction in 2009, the Falcons continued to establish themselves as one of the NFL's best home teams posting a 6-2 record at the Georgia Dome. The club captured their final three games of

the season, including two victories on the road, to secure a winning record and the first back-to-back winning seasons in team history.

For his coaching efforts in 2008, Smith earned the honorable Associated Press and Sporting News 2008 NFL Coach of the Year honors, as well as NFC Coach of the Year by the respected KC 101 Club.

Smith boasts a strong coaching background that includes 12 NFL seasons and 29 total years in football. His defensive track record has witnessed a remarkable amount of success as he helped guide the Baltimore Ravens to a Super Bowl XXXV Championship in 2000 as a defensive assistant coach and led the Jacksonville Jaguars defense to top 10 rankings in several categories (overall defense, points allowed and rushing defense) during his time as the club's Defensive Coordinator.

With Smith's help, the Jaguars had the sixth-most wins in the NFL (from 2004-07) with 40 victories. From 2003-2007, Smith led Jacksonville's defensive unit, which ranked fourth in overall defense (296.6), third in offensive points allowed (16.1) and fifth in rushing defense (99.3) from 2003-2006. In his last season in Jacksonville in 2007, the Jaguars rushing defense continued that trend as the unit ranked sixth in the AFC, holding opponents to 100.3 yards per game. The Jaguars defense under Smith's direction also finished 12th in the NFL in total defense in '07.

In 2006, Jacksonville ranked second in the League in total defense (283.6), which was the highest mark for the franchise in its history. The Jaguars defense also contributed to a team-record 20 interceptions and allowed an NFL-low 11 points per game on their home turf.

WINNING PCT. AT HOME SINCE 2008		
TEAM	W-L	PCT.
New England	28-4	.875
Baltimore	27-5	.844
Atlanta	26-6	.813
Green Bay	25-7	.781
New Orleans	25-7	.781

During Smith's five seasons in Jacksonville, three defensive players garnered six Pro Bowl selections, which included defensive tackle Marcus Stroud (2003-2005), defensive tackle John Henderson (2004, 2006) and cornerback Rashean Mathis (2006). Smith also coached the likes of defensive end Bobby McCray, who became just the fourth Jaguar to record at least 10 sacks in 2005. Smith contributed to three winning seasons in Jacksonville (2004-2005, 2007) as the team reached the



COACHES

playoffs for the sixth occasion in franchise history in 2007 and defeated the Pittsburgh Steelers in an AFC Divisional Playoff game on the road at Heinz Field.

Prior to joining the Jaguars, Smith spent four seasons with the Baltimore Ravens and was the Defensive Assistant/Defensive Line Coach from 1999-2001, which included the team's 2000 Super Bowl winning season. The Ravens defense set an NFL 16-game record by allowing only 165 points en route to the team's first NFL championship.

In 2002, Smith served as Baltimore's Linebackers Coach. That season, the Ravens featured All-Pro linebacker Ray Lewis and Pro Bowl linebacker Peter Boulware, who recorded 57 tackles, seven sacks for a loss of 51 yards, one interception and four passes defended in his finest NFL season under Smith's tutelage. Before joining the NFL ranks, Smith spent

12 seasons at Tennessee Tech from 1987-1998. He was the Golden Eagles' Defensive Coordinator for the last three seasons as the team finished in the top 10 in the nation in total defense (1997 and 1998). He joined the Tennessee Tech staff as the Defensive Line Coach and then served as the Special Team Coordinator from 1988 to 1995. Prior to his last season with the Golden Eagles, Smith was promoted to Assistant Head Coach on top of his Defensive Coordinator duties.

Smith played college football at East Tennessee (1977-1981) and was named defensive MVP twice at his position. He led the team with a school record 186 tackles as a senior. A native of Daytona Beach, Florida, Smith was born on June 13, 1959 in Chicago, Illinois. He and his wife, Julie, have one daughter, Logan, and reside in Suwanee, Ga.



HEAD COACH MIKE SMITH



COACHES



DIRK KOETTER

OFFENSIVE COORDINATOR



Dirk Koetter enters his first season as the Falcons offensive coordinator after being hired on January 15, 2012. Known for his expertise in the passing game, Koetter has 30 years of coaching experience, including five seasons as the offensive coordinator for the Jacksonville Jaguars (2007-11). He also brings with him 22 years of coaching expertise on the college level, including nine seasons as a college head coach (Arizona State, 2001-06 and Boise State, 1998-2000).

During the 2010 campaign, Koetter led an offense that saw RB Maurice Jones-Drew lead the NFL in rushing with 1,606 yards on 343 carries. In five seasons in Jacksonville, he coached four different players to the six Pro Bowl selections, including Jones-Drew who earned three trips to the Pro Bowl.

Through Koetter's first four years with the Jaguars the team's offense ranks 13th in the NFL in total yards (338.6 per game), sixth in rushing (134.2), fifth in third-down conversions (43.0%), fifth in average per rush (4.5), ninth in fewest giveaways (101) and fifth with only 52 interceptions thrown.

From 2002-06, the Jaguars did not have an offensive player voted to the Pro Bowl. In just four seasons, Koetter has coached four different players who have earned a total of five Pro Bowl selections during his stint as offensive coordinator. Running back Maurice Jones-Drew and tight end Mercedes Lewis were both named to the Pro Bowl in 2010.

In four seasons under Koetter, the Jaguars have produced 400-plus yards of offense in 14 games. Prior to 2007 the Jaguars had only nine games in 12 seasons with 400-plus yards. The Jaguars have compiled two of the three highest rushing totals in franchise history under Koetter and have ranked in the top 10 among NFL teams in rushing three of the last four seasons.

In his first season with the Jaguars, Koetter directed a record-breaking season by the offense as the unit set franchise records for points (411, 25.7 avg.), touchdowns (50), touchdown passes (28) and yards per play (5.6). The Jaguars ranked seventh in the NFL in offense (357.4), tied for the second-highest

KOETTER'S COACHING BACKGROUND

2012	Offensive Coordinator // Falcons
2007-11	Offensive Coordinator // Jaguars
2001-06	Head Coach // Arizona State
1998-00	Head Coach // Boise State
1996-97	Offensive Coordinator // Oregon
1994-95	Offensive Coordinator // Boston College
1989-93	Offensive Coordinator // Missouri
1986-88	Offensive Coordinator // Texas-El Paso
1985	Offensive Coordinator // San Francisco St

ranking in franchise history, totaled 400-plus yards in a team-record seven games and scored 24 or more points in 10 consecutive games for the first time in team history. Quarterback David Garrard in his first season as the starter ranked third in the NFL with a 102.2 passer rating and threw an NFL-low three interceptions. Garrard threw for a career-high 3,620 yards in 2008 including the first two 300-yard games of his career and set the single-season franchise record with 23 touchdown passes in 2010 despite missing two games.

Koetter led Arizona State to four bowl games in his six seasons and finished with a 40-34 record. While also serving as offensive coordinator, Koetter helped the Sun Devils average nearly 30 points per game over six seasons and the team was ranked in the top 20 in the nation in passing offense in five of his six seasons.

Koetter molded Arizona State's all-time leading passer in Andrew Walter, its top career receiver in Derek Hagan and the top tight end in school history in Zach Miller. Walter, who played his final three seasons under Koetter, left as the Pac-10's career leader for touchdown passes with 85, surpassing John Elway who threw for 77 touchdowns at Stanford from 1979-82. Hagan, who was a third-round draft pick of the Miami Dolphins in 2006, finished with a school-record 14 100-yard receiving games. Miller finished the 2006 season as the school's all-time leader in receptions and receiving yards for a tight end and was one of three finalists for the John Mackey Award.

In 2005, ASU finished second in the nation in total



COACHES

offense, averaging 519.1 yards per game and third in the nation with 373.4 passing yards per game. In 2004, Koetter led ASU to a 9-3 record and finished the season ranked 19th in the Associated Press Poll. After finishing 4-7 in his first season at ASU, Koetter directed the program to an 8-6 mark in 2002 and a berth in the Holiday Bowl.

Prior to taking over ASU, Koetter spent three seasons as head coach at Boise State where he compiled a 26-10 mark and two consecutive bowl victories. He was a two-time Big West Coach of the Year honoree and two-time conference champion.

A native of Pocatello, Idaho, Koetter played four seasons at Idaho State (1978-81) as the team won a Division I-AA national championship. He graduated in 1981 with a bachelor's degree in physical education and earned a master's degree the following year in

athletic administration. Following his graduation, he became head coach at age 23 at Highland High School, where he compiled a career record of 19-4 and won the 1984 state championship.

Koetter spent the 1985 season as offensive coordinator at San Francisco State and from 1986-88 as offensive coordinator and quarterbacks coach at the University of Texas El-Paso. Prior to taking over at Boise State, Koetter served as offensive coordinator/quarterbacks coach at Missouri from 1989-93 and offensive coordinator at Boston College (1994-95) and Oregon (1996-97).

Koetter, 52, and his wife, Kim, have two daughters, Kaylee and Kendra, and two sons, Derek and Davis.



OFFENSIVE COORDINATOR DIRK KOETTER



COACHES



**MIKE
NOLAN**

DEFENSIVE COORDINATOR



Mike Nolan was named the Falcons defensive coordinator on January 17, 2012. One of the most respected defensive minds in the NFL, Nolan brings 14 years of experience as a coordinator and has spent a total of 25 years in the NFL coaching ranks. The Falcons mark the seventh team he has been a coordinator for over his coaching career: Miami (2010-11), Denver (2009), Baltimore (2002-04), the New York Jets (2000), Washington (1997-99) and the New York Giants (1993-96).

Nolan joins Atlanta after spending the last two seasons as the Miami Dolphins defensive coordinator. In 2011, the Dolphins boasted the third best run defense in the NFL, allowing just 95.6 yards per game and 3.7 yards per carry. His defense also collared 41 sacks, which tied for 10th in the League and allowed the sixth fewest points per game at 19.6. The Dolphins also ranked seventh in the third-down percentage (33.8) and sixth in red zone defense, holding opponents to a 44.2 touchdown percentage inside the 20-yard line.

In 2010, Nolan's defense ranked among the league's top ten in overall defense (6th, 309.3 ypg), pass defense (8th, 209.3 ypg) and run defense (7th, 100.1 ypg). The Dolphins defense was one of just five units in the NFL to accomplish that feat.

Prior to joining the Dolphins, Nolan served as the defensive coordinator of the Denver Broncos. Under his tutelage in 2009, Denver's team defense improved to seventh overall in the NFL after a 29th place finish in 2008. Denver's pass defense was equally impressive, finishing third overall in the NFL, allowing 186.3 yards per game.

Prior to his stint with the Broncos, Nolan served as the San Francisco 49ers' head coach from 2005-08, following in the footsteps of his father, Dick, who coached that club for eight seasons from 1968-75 and had an 11-year NFL head coaching career. The 49ers were one of the NFL's most consistent teams in stopping the run during Nolan's four years with the club, ranking fourth in the league in yards per carry allowed (3.9) during that period. Offensively, San Francisco's 4.3-yard rushing average over Nolan's four years was the eighth-best mark in the NFL.

NOLAN'S COACHING BACKGROUND

2012	Defensive Coordinator // Falcons
2010-11	Defensive Coordinator // Dolphins
2009	Defensive Coordinator // Broncos
2005-08	Head Coach // 49ers
2002-04	Defensive Coordinator // Ravens
2001	Wide Receivers // Ravens
2000	Defensive Coordinator // Redskins
1993-96	Defensive Coordinator // NY Giants
1987-92	Linebackers/Sp. Tm. Coord. // Broncos
1986	Linebackers // Louisiana State
1984-85	Linebackers/Def. Backs // Rice Univ.
1982-83	Linebackers/Def. Backs // Stanford
1981	Graduate Assistant // Oregon

Nolan served three years as Baltimore's defensive coordinator from 2002-04 before becoming the 49ers head coach. His group tied for the NFL lead in takeaways (106) while ranking fifth in the league in both points per game allowed (18.8) and third down percentage (34.7). Five Baltimore defenders earned a total of nine trips to the Pro Bowl, and Nolan instructed back-to-back AP NFL Defensive Players of the Year in Ray Lewis (2003) and Ed Reed (2004). After spending his first year (2001) in Baltimore as wide receivers coach, Nolan replaced Marvin Lewis as the club's defensive coordinator in 2002. He coached one of the league's youngest defenses in 2002, helping the Ravens post a franchise record and an AFC-high 25 interceptions while placing sixth in the league in opponent passer rating (73.4).

Nolan became the NFL's youngest defensive coordinator in 1993 when the Giants hired him for that position at age 35. He spent eight consecutive seasons as an NFL defensive coordinator with the Giants (1993-96), Redskins (1997-99) and Jets (2000). In his first year as a defensive coordinator with the Giants in 1993, Nolan's defense allowed an NFL low 12.8 points per game for the best mark by the club in 44 seasons.

Nolan's NFL coaching career began with the Broncos in 1987 as their special teams/linebackers coach, a position he held with the club through the 1992 campaign. He was a part of three teams that won the



COACHES

AFC West and helped the Broncos reach the Super Bowl during the 1987 (XXII) and '89 (XXIV) seasons.

Following a stint in the Broncos' 1981 training camp as a defensive back, Nolan began his coaching career as a graduate assistant that year at his alma mater, the University of Oregon.

He was a three year starter at safety for the Ducks after beginning his collegiate playing career as a walk-on. Nolan landed his first full-time coaching job at Stanford University as its linebackers/ defensive

backs coach in 1982 and worked there for two years before serving in the same capacity at Rice University from 1984-85.

He spent 1986 as the linebackers coach for Louisiana State University before moving into the NFL coaching ranks with the Broncos in 1987.

A native of Baltimore, Nolan and his wife, Kathy, have four children: Michael, Christopher, Laura and Jennifer.



DEFENSIVE COORDINATOR MIKE NOLAN



COACHES



KEITH ARMSTRONG

SPECIAL TEAMS COORDINATOR



Keith Armstrong's special teams units have been a staple of the Falcons success over the last four seasons. His teams have finished in the top 10 each year and have limited opponents to the fewest punt return yards over the last four years (729 total punt return yards).

In 2011, Armstrong used two rookies to propel his coverage units in LB Akeem Dent and P Matt Boesher. Dent, a linebacker out of the University of Georgia, led the Falcons in special teams tackles (19) and Boesher finished the season with the highest single-season net punting average in Falcons history (38.9 net yards per punt).

Armstrong did not just rely on the rookies in 2011, he had veteran kicker Matt Bryant to split the uprights on field goal attempts. Bryant finished 27 of 29 on field goal attempts and made all 45 PATs. For the second straight year, Bryant led the Falcons in scoring (126) and his 93.1 field goal pct. marked the third best single-season FG percentage in team history.

His special team units were a big contributor to the Falcons winning the NFC South division title and posting the best record in the NFC with a 13-3 mark in 2011.

His units finished 10th overall in the NFL in 2011, according to the Dallas Morning News' Rick Gosselin, who compiles a comprehensive and well-respected list of each club's special teams rankings each year.

Armstrong's troops led the League in some key categories such as kickoff return average (28.5), opponents starting field position (22.2) on kickoffs, overall opponent field position (24.3), opponent's field goal percentage (65.2%) and fewest penalties (7). Atlanta's special teams also finished fifth in punt return average (12.1), fourth in field goal percentage (90.3%), eighth in both punts dropped inside the 20 (29-tied with Arizona) and points scored (12).

Eric Weems became the first Falcons player in team history to score touchdowns on both a kickoff return (102) and punt return (55) in the same season under

ARMSTRONG'S COACHING BACKGROUND:

2008-12	Special Teams Coor. // <i>Falcons</i>
2007	Special Teams Coor. // <i>Dolphins</i>
2001-06	Special Teams Coach // <i>Dolphins</i>
1997-00	Special Teams Coach // <i>Bears</i>
1996	Secondary Coach // <i>Falcons</i>
1994-95	Safeties // <i>Falcons</i>
1993	Linebackers/Sp. Tms // <i>Notre Dame</i>
1990-92	Secondary // <i>Oklahoma State</i>
1989	Wide Receivers // <i>Akron</i>
1988	Def. Backs/Special Teams // <i>Miami (Fla)</i>
1987	Graduate Assistant // <i>Temple</i>

Armstrong's direction. The 102-yard return at Tampa set a new team record and sparked a come-from-behind 28-24 victory in Week 13. The key play earned Weems NFC Special Teams Player of the Week and combined with the 55-yard punt return score against Carolina in the regular season finale in Week 17 he captured NFC Special Teams Player of the Month (of December) honors as well. Weems' 27.5 yard KOR average was the third-best in the League and paced the NFC in that category.

Through Armstrong's steady influence, Weems was voted to the Pro Bowl by his peers to become the first Falcons special teamer to be afforded such honors since Allen Rossum in 2004. He also garnered All-NFL accolades by Pro Football Weekly/Pro Football Writers of America.

K Matt Bryant connected on 28 field goals for a 90 percent success rate to rank among League leaders. He captured NFC Special Teams Player of the Week for nailing a clutch 47-yard field goal with nine seconds left for a 20-17 win over Green Bay. Bryant kicked the Falcons to victory three times last season with an overtime boot at New Orleans and a late fourth quarter try against the 49ers.

Since coming to Atlanta in 2008, the accomplished special teams coach has guided his charges to finish an impressive seventh, 10th and 10th, respectively, in overall League rankings. Among his notable achievements with the Falcons, Armstrong's punt



COACHES

coverage team boasted an NFL record-low 43 opponent punt return yards allowed in 2008 and a first place ranking in opponent starting field position on kickoffs (21.4 average start) in 2009.

In 2008, Atlanta ranked second in opponents starting field position, eighth in kickoff coverage, eighth in field goals made and first in points allowed on returns. Kickoff returner Jerious Norwood notched 1,311 yards on 51 attempts for a 25.7 average, which was good enough for the fourth-highest mark in the NFC.

The 47 year-old native of Levittown, Pa. joined the Falcons following seven seasons in the same capacity for the Miami Dolphins. The 17-year NFL coaching veteran was instrumental in 2007 in helping punt returner Ted Ginn, Jr. finish fourth in the AFC with a 9.6 return average. The average was also the 10th best mark in the entire NFL among all punt returners. Ginn also returned 63 kickoffs for 1,433 yards and a 22.7 yard per return average. With Armstrong's coaching, K Jay Feely connected on 21 of 23 field goals for 91.3 percent, which ranked second in the League just behind Pittsburgh's 92.0 percentage mark.

From 2001-2006, the Dolphins finished in the top eight in the NFL in punt return defense all but one season under Armstrong's positive direction. During that same time frame, Miami opponents averaged 6.1 yards per punt return, including a 4.5-yard mark in 2001 when they led the League in the category, and a 4.9-yard average (third in NFL) in 2005. In 2003, the Dolphins ranked first in the NFL in opponents' average starting field position with a 25.0-yard line mark and finished second in the same category in 2006 with a 24.9 figure. Over that same time period,

the Dolphins special teams under Armstrong's leadership only surrendered just one punt or kickoff return for a touchdown, which was tied with Dallas for the fewest number in the League.

Prior to landing in Miami, Armstrong served in the same role with the Chicago Bears from 1997-2000. In 2000, Chicago's special teams unit ranked fourth in the NFL in punt return defense, allowing an average of just 7.0 yards per return. In his four seasons with the Bears, Chicago's special teams ranked in the top 10 in the League in punt return average, punt coverage and kickoff coverage twice in each category.

Armstrong earned his start in the NFL with Atlanta in 1994 as Safeties Coach. In 1996, he was promoted to run the entire secondary. Before his full-time positions in the NFL, he was part of the NFL's Minority Coaching Fellowship Program during training camps with the New York Jets (1991), Dallas Cowboys (1992) and Chicago Bears (1993).

Armstrong coached his way through the collegiate ranks before joining the NFL. He garnered four letters as a running back and defensive back at Temple University from 1983-1986 before joining the school as a graduate assistant in 1987.

Armstrong then joined the University of Miami as the Defensive Backs and Special Teams Coach for one season (1988) before coaching the wide receivers at the University of Akron (1989). His last two stops in college before joining the Falcons came at Oklahoma State as the Secondary Coach from 1990-1992 and Notre Dame as the Linebackers and Special Teams Coach in 1993.



SPECIAL TEAMS COORDINATOR KEITH ARMSTRONG



**GERALD
BROWN**

RUNNING BACKS



Gerald Brown returns for his fifth season as the running backs coach in 2012. Under Brown's guidance, the Falcons have had one of the top running games over the last four years and will look to continue to improve in 2012. In Brown's four seasons in Atlanta, he has helped produce Pro Bowl appearances for RB Michael Turner (2008, 2010) and FB Ovie Mughelli (2010).

In 2011, Brown guided Turner to his second consecutive 1,300-plus yard season as he led the NFC in rushing with 1,340 yards. Turner also posted his fourth consecutive season with 10 or more touchdowns (11). Under the tutelage of Brown, the Falcons backfield saw the emergence of rookie RB Jacquizz Rodgers. Rodgers finished second on the team in rushing (205 yards), while adding 188 receiving yards on 21 catches with one touchdown.

Last year, the Falcons backfield provided a perfect balance to the passing attack. With Turner, Jason Snelling and Mughelli spearheading Atlanta's ground game, the Falcons rushed for 1,891 total yards with 14 touchdowns. For the third consecutive season, Turner led the the Falcons in rushing. He carried the ball 334 times for an NFC-high 1,371 yards with 12 touchdowns and his performance garnered him his second Pro Bowl nod of his career.

Under the guidance of Brown, Turner has become one of the best and most consistent backs in the NFL since 2008. Over the last four seasons, Turner ranks third in the NFL in rushing yards (5,281), second in touchdowns (50), third in runs of 10-or-more yards (134) and third in rushing first downs (260).

Following up his solid performance in 2009, Snelling produced another productive season in 2010. Snelling led all running backs with a career-high 44 catches, which was third on the Falcons, for a career-high 303 yards with three touchdowns. He also added 324 rushing yards on 87 carries with two touchdowns to help out the ground game. Snelling was also selected as NFC Offensive Player of the Week for his efforts against the Arizona Cardinals (9/19) when he compiled 129 yards on 24 carries with one touchdown. He also added 57 yards on five catches and one touchdow, totaling a career-high 186 all-purpose yards.

BROWN'S COACHING BACKGROUND

2008–12 **Running Backs** // *Falcons*
2007 **As. Hd Co/ST Co-Coor/RB's** // *Indiana*
2006 **Co- Special Teams Coor./RB's** // *Indiana*
2002–05 **Running Backs** // *Indiana*
2001 **Running Backs** // *Mem. Maniax (XFL)*
1989–98 **Assistant Coach** // *Tennessee Tech*
1983–88 **Graduate Assistant** // *Tennessee*

Brown's diligent work with running back Jason Snelling and Snelling's emergence as a solid contributor to fellow runner Michael Turner was one of the highlights of the Falcons offense in 2009. When Turner was forced out from the lineup due to injury for five games, Snelling picked up his game, establishing new career-highs in carries (142), and rushing yards (613), while hauling in 30 receptions (30), for 259 receiving yards and five total touchdowns. Snelling topped off his best season as a pro with a career-best 147 rushing yards in the season finale win at Tampa Bay.

Although Turner was limited to 11 games played, he was a force when healthy due to Brown's positive influence. Turner scored 10 touchdowns and finished with a team-leading 871 yards for a personal-best (as a full-time runner) 4.9 yards per carry average.

Brown's first year in charge of Falcons running backs in 2008 was also Turner's first shot at being a full-time starter in the NFL. Both experiences proved to be very successful. Turner finished second in the League behind Adrian Peterson in Minnesota (by just 61 yards) with 1,699 rushing yards and set a franchise record with 17 rushing touchdowns. The 1,699 yards is the third-best season totals all-time in Falcons annals.

Under Brown's leadership, Turner's breakout year also included eight, 100-yard rushing games with a pair of impressive 200-plus yard contests. In his first game in a Falcons uniform, Turner shattered the team record for rushing yards in a game with 220 in a victory over the Detroit Lions. He then ended the regular season in similar fashion with a 208-yard outing against St. Louis. Turner was second in the NFL in MVP voting, earned a Pro Bowl nod for the first time in his career, and captured NFC Offensive Player of the Week honors three times.



COACHES

Brown's handiwork was also witnessed through his guidance with the dangerous Jerious Norwood in '08. Norwood averaged 5.1 yards per carry with his 489 yards on 95 carries and four touchdowns while also ending up fourth on the team in receptions with 36 for 338 more yards and two scores. Norwood and Turner also combined to register 62 rushes of 10-plus yards with Turner's 45 leading the NFL.

Before coming to Atlanta, Brown's coaching career spanned 22 years, including the previous six seasons at Indiana University.

Brown's coaching performance at Indiana in his first five seasons earned him the Assistant Head Coach title on top of his duties as Special Teams Co-Coordinator and Running Backs Coach in 2007. The Hoosiers ranked third in the Big Ten in scoring offense in 2007 (31.7 points per game) while the team logged 157.4 rushing yards per game. With an assist from Brown, Indiana kicker Austin Starr led the conference in field goal percentage with a 91.3 mark (21 of 23). In 2006, Marcus Thigpen led the nation in kickoff return average (30.1) while the university led the nation in the category in 2004.

In Brown's first five seasons at IU, Hoosier running backs averaged 1,549 rushing yards per season. In his first year (2002), Indiana gained 1,398 yards despite not having a running back with more than 90 career carries entering the '02 campaign. In 2003, BenJarvus Green Ellis became the seventh true freshman in Indiana history to rush for 100 yards in a game and just the third freshman to eclipse the 200-yard plateau in a single-game.

Prior to his stint at Indiana, Brown served as the Running Backs Coach for the Memphis Maniax of the XFL. His feature running back was former Heisman Trophy award winner Rashaan Salaam who held the league rushing lead before suffering an injury halfway through the season. Under Brown, the Maniax led the XFL in total offense, finishing second in rushing offense while averaging over 100 yards per game.

Brown calls the state of Tennessee home as the Sweetwater native spent his first 17 years of coaching in the state following his graduation from Memphis State University in 1982. For 10 seasons (1989-98), he was an assistant coach at Tennessee Tech University, serving in a capacity of roles including: Wide Receivers Coach, Special Teams Coach and Quarterbacks Coach with the Golden Eagles.

Tennessee Tech pieced together two of its best seasons while Brown was a member of the staff. From 1992-1993, the Golden Eagles posted a 15-7

overall record and a 13-3 mark in the Ohio Valley Conference. Brown also received two minority coaching fellowships with the New York Jets (1990) and the Miami Dolphins (1996). During those internships, he worked with some of the NFL's best receivers, including Al Toon, Rob Moore and Terence Mathis of the Jets and Fred Barnett, O.J. McDuffie and Charles Jordan of the Miami Dolphins.

In 1983, Brown got his coaching start at the University of Tennessee where he began as a graduate assistant. In 1984, he became an administrative assistant and served as the Volunteers' scout and computer analyst. Brown was part of a Tennessee coaching staff for six seasons (1983-1988) and worked with seven All-America selections, including Reggie White, Tim McGee and Anthony Miller.

Brown played as a wide receiver from 1979-1981 at Memphis State University and graduated as a scholar-athlete in 1982 with a bachelor's degree in marketing/transportation.

Brown and his wife, Jill, have one daughter, Caitlin.



GERALD BROWN



MARK COLLINS

DEFENSIVE ASSISTANT



Mark Collins returns for his third season with the Falcons after a successful foray in the college ranks. In addition to his Defensive Assistant duties, Collins will also help Ray Hamilton with the defensive line. In 2011, Collins' work with the defensive line allowed the Birds to hold opponents to an average of just 97 yards per game, sixth-best in the League. Atlanta held eight of its 16 opponents to under 100 rushing yards, including four of its last eight games, and stopped the opposition in the backfield 41 times last year.

Prior to his arrival in the NFL, Collins was an assistant coach, working with the safeties for the University of Louisiana-Monroe in 2009. He coached two All-Sun Belt selections in safeties Greg James and James Truxillo. The Warhawks defense allowed an average of 236.9 passing yards a game while totaling 13 interceptions during his lone year at the Monroe, Louisiana school.

Collins served as a graduate assistant at the University of Georgia in 2007. During his stay in Athens, the Bulldogs enjoyed an 11-2 season and a No. 2 ranking in the final Associated Press poll. Georgia won its last seven contests of the season, which included a 41-10 victory over Hawaii in the Sugar Bowl.

In 2006, Collins served as the Linebackers Coach for Georgia Southern University and also worked with the special teams and was the camp and clinic director. At GSU, Collins coached AFCA first-team All-America selection John Mohring.

A graduate of East Tennessee State University, Collins joined the coaching staff of his alma mater in 1999 and served in a variety of roles, including Outside Linebackers Coach, Defensive Line Coach, Special Teams Coordinator and Assistant Defensive Backs Coach. Following four seasons at ETSU, Collins was hired by the University of Michigan where he was part of two Big Ten Championships and back-to-back trips to the Rose Bowl. He worked with the team's linebackers as well as the offensive linemen during his two seasons in Ann Arbor, Mich.

He is married to the former, Sarah Warren, of Baxley, GA.

COLLINS' COACHING BACKGROUND


2010-12 **Defensive Assistant** // Falcons
2009 **Assistant Coach** // Louisiana-Monroe
2007-08 **Graduate Assistant** // Univ. of Georgia
2006 **Linebackers** // Georgia Southern Univ.
2005 **Defensive Coord.** // Elon University
2003-04 **LBs & Off. Line** // Univ. of Michigan
1999-2002 **Assistant Coach** // East Tennessee St



MARK COLLINS



COACHES



**JOE
DANNA**

DEFENSIVE BACKS




Joe Danna joins the Falcons after serving two years as the Miami Dolphins Assistant Defensive Backs Coach. Danna brings 14 years of coaching experience with him, including four years of NFL experience. While with Miami, Danna assisted in producing one of the top secondary units in the NFL. Under his guidance, the Dolphins pass defense ranked eighth in the NFL in 2010.

Prior to joining the Dolphins, Danna spent two seasons with the Atlanta Falcons as a defensive assistant (2008-09). Danna was a four-year letter winning wide receiver at Central Michigan University (1995-98) and remained with the Chippewas following his playing career to serve as a student assistant (1999) and then as a graduate assistant (2000). Following a season as graduate assistant at the University of Georgia (2001), Danna returned to his alma mater where for the next four seasons he served as wide receivers coach (2002, 2005) and safeties coach (2003-04). Following his tenure at Central Michigan, he spent the next two seasons as the defensive backs coach at Georgia Southern (2006) and James Madison (2007) before joining the Falcons in 2008.

Danna earned his bachelor's degree in elementary education and social studies with a language arts minor from Central Michigan. The Midland, Michigan native and his wife, Nicole, have two sons, Luke and Zack, and a daughter, Lindsey. He enjoys spending time with his family.

DANNA'S COACHING BACKGROUND

2012	Defensive Backs // Falcons
2010-11	Asst. Defensive Backs // Dolphins
2008-09	Defensive Assistant // Falcons
2007	Defensive Backs // James Madison
2006	Defensive Backs // Georgia Southern
2005	Wide Receivers // Central Michigan
2003-04	Safeties Coach // Central Michigan
2002	Wide Receivers // Central Michigan
2001	Graduate Assistant // Georgia
1999-00	Graduate Assistant // Central Michigan



JOE DANNA



COACHES



**PAUL
DUNN**

**ASSISTANT
OFFENSIVE LINE**



A 28-year coaching veteran, Paul Dunn will continue to assist Paul Boudreau with the offensive line in his fourth season in Atlanta in 2011.

Dunn's diligent work with the offensive line continued to be a bright spot for the Falcons offense last year. Some of the offensive accomplishments achieved through the strong play of the line included setting a team record for most first downs in a season with 353 and scoring the third-most points in club history with 414.

The teams offensive line also helped the Birds rank third in the NFL in time of possession (32:15), third down conversions (46.7%) and scoring efficiency (scoring on 70 of 178 possessions).

A proud moment for Dunn came last season when T Tyson Clabo was named to the Pro Bowl to become the first offensive lineman afforded such honors since 1998. With Clabo's addition, the Falcons totaled an NFC team-high six Pro Bowlers on offense.

Through the solid blocking of Dunn's offensive line, QB Matt Ryan threw for a career-high 3,705 yards and 28 touchdowns while setting a new team mark with 357 completions. In addition, WR Roddy White broke the club record for receptions in a season with a League-high 115 and RB Michael Turner pounded his way to another Pro Bowl with an NFC-best 1,317 rushing yards.

In Dunn's first campaign in 2008, the offensive line set a franchise record for the fewest sacks allowed in a season with just 17 (allowing one sack per every 25.5 plays). The following season the trend continued as the unit totaled an average of one sack per every 21.1 plays in 2009, which was the second-best mark for a season in club annals. The line gave up only 23 sacks last year en route to amassing the third-highest net passing yards in a Falcons season with 3,725.

Dunn's first campaign in 2008 saw the offensive line pave the way for the NFL's second ranked rushing offense (152.7 yards per game) and Pro Bowl running back Michael Turner. Turner ranked second in the NFL in rushing (1,699 yards), marking the third-

DUNN'S COACHING BACKGROUND

2008-12 **Assistant Offensive Line** // *Falcons*
2005-07 **Offensive Line** // *Univ. of Pittsburgh*
2003-04 **Run Game Coord./Off. Line** // *Kentucky*
1998-02 **Run Game Coord./Off. Line** // *Kansas St.*
1996-97 **Offensive Line** // *Vanderbilt*
1994-95 **Offensive Line** // *Univ. of Cincinnati*
1990-93 **Offensive Line** // *Maine*
1989 **Offensive Line** // *Rutgers*
1986-88 **Offensive Line** // *Edinboro*
1984-85 **Graduate Assistant** // *Penn State*
1983 **Graduate Assistant** // *Univ. of Pitt.*

highest rushing total in Falcons history. Under the guidance of Dunn, the offensive line also assisted Turner crossing the goal line a franchise-high 17 times and passing the 200-yard plateau on two occasions. The Falcons' offensive line also provided time for NFL Rookie of the Year QB Matt Ryan as he threw for 3,440 yards (on 265 of 434 passing) with 16 touchdowns.

In 2009, Atlanta's offensive line blocked for a passing attack that totaled 3,571 net passing yards, the sixth-highest total in team history (at that time) and the highest mark since the 1996 season. The Falcons also averaged 4.2 rushing yards per carry behind the stout line as Atlanta produced a 9-7 record and back-to-back winning seasons for the first time in franchise history.

Prior to joining the Falcons, Dunn served as the Offensive Line Coach (2005-2007) for the Pittsburgh Panthers, his alma mater. In 2007, Pitt's offensive line opened holes for freshman running back LeSean McCoy to rush for 1,328 yards while breaking freshman records in touchdowns (14) and points (90), which were previously held by Tony Dorsett. The offensive line also paved the way for LaRod Stephens-Howling who currently serves as a running back and kick returner for the Arizona Cardinals. The Panthers ranked 16th nationally in 2006 in fewest tackles for loss allowed (4.5 per game) under the guidance of Dunn. Before returning to Pittsburgh, Dunn was the Running Game Coordinator and Offensive Line Coach for the Kentucky Wildcats from 2003-04.



COACHES

Dunn also registered a five-year coaching stint at Kansas State University as the Running Game Coordinator and Offensive Line Coach. During Dunn's tenure, the Wildcats ranked among the nation's top five in scoring four times, including a national-best 48 points per game in 1998. Dunn coached four Kansas State players who earned All-America honors, including first-team honoree Nick Leckey who played for the New Orleans Saints. Additionally, Ryan Lijia earned All-Big 12 honors and was a starting guard for the Super Bowl Champion Indianapolis Colts during the 2006 season. Dunn also guided running back Darren Sproles, who is a current running back for the San Diego Chargers. Sproles graduated ranked 11th on the all-time college rushing yards list and sixth in all-purpose yards.

Dunn earned his coaching start at Pittsburgh as a graduate assistant in 1983, prior to joining Penn State as a graduate assistant under Head Coach Joe Paterno (1984-1985). A three-year letterman during his collegiate career at Pitt (1978-82), Dunn was a member of four teams that finished in the Top 10, including two that finished second in at least one major poll. He played with former Falcons number one draft pick Bill Fralic. The Panthers went 11-1 in three consecutive years (1979- 81), including the 1980 campaign when Pitt was named the nation's top team by the New York Times.

Dunn and his wife, Melody, have been married 26 years and have three children, two daughters, Katlyn and Kelsey, and one son, Casey.



PAULL DUNN



RAY HAMILTON DEFENSIVE LINE



A 26-year veteran of the NFL as both a player and coach, Ray Hamilton embarks on his fifth season as a key member of the Falcons defensive coaching staff. Hamilton's adept work with the defensive line helped the Falcons post the sixth-best rushing defense in the League in 2011, surrendering just an average of 97 yards per game. His hard-working linemen had a hand in holding eight of their opponents under 100-yards rushing, including four of the last eight games, to help clinch a playoff berth down the stretch. The Falcons defense also ranked second in the League in red zone efficiency (at 78.7 pct.). With Hamilton's line playing an important role, the defense since 2008 has been the third stingiest in the NFC in points allowed at 20.1.

Under Hamilton's tutelage, DE John Abraham led the team again in sacks with 9.5 last season. Abe's total of 44.5 sacks since 2008 with the aide of Hamilton's coaching is the fourth-highest total in the entire NFL. In 2010, Abraham finished fifth in the League with 13.0 sacks, earning first-team Associated Press All-Pro mention and a trip to the Pro Bowl for the first time since 2001.

"The Predator" also entered into select company with Hamilton's guidance when he grabbed two sacks at Carolina in week 14 in 2010 to make him the 25th player in NFL history to record 100 or more sacks in a career.

Hamilton's development with DT Corey Peters has been impressive as Peters has turned into a solid starter in his two-years on the job after entering the League as a third-round draft pick in 2010. Peters has started 30 games and produced 71 tackles while scoring a touchdown on a fumble return against Jacksonville last season. The former Kentucky star also managed to pick off his first NFL pass to clinch a win over Carolina in 2011.

Hamilton's crew up front helped the Falcons defense finish 10th in the League and fifth in the NFC in rush defense in 2010. Also, they held opponents to 18 points a game to rank fifth in the NFL and third in the NFC in that category. The Falcons red zone defense was the fifth toughest among all teams, allowing only 23 touchdowns on the season.

HAMILTON'S COACHING BACKGROUND

2008-12 **Defensive Line** // *Falcons*
2003-07 **Defensive Line** // *Jaguars*
2001-02 **Defensive Line** // *Browns*
2000 **Defensive Line** // *Jets*
1997-99 **Defensive Line** // *Patriots*
1995-96 **Defensive Line** // *Jets*
1993-94 **Defensive Line** // *Raiders*
1992 **Defensive Line** // *Univ. of Tennessee*
1991 **Defensive Line** // *Buccaneers*
1990 **Head Coach** // *Bay State Titans*
1985-89 **Assistant Defensive Line** // *Patriots*

In 2009, Hamilton's committed efforts with defensive tackle Jonathan Babineaux paid off as Babs compiled a career-best season. He set personal-bests in sacks with a team-leading six, tackles with 58, and fumble recoveries with a pair in 16 starts.

"Sugar Bear's" strong line play in '09 allowed the Falcons defense to finish 10th in the NFL against the rush and surrender just one 100-yard rusher all season. Atlanta's defense also enjoyed a productive streak of 10 consecutive quarters without allowing a touchdown.

In 2008, Hamilton's plan for Abraham worked to perfection as he totaled a franchise record and career-high 16.5 sacks. Under the direction of Hamilton, the defensive line recorded 31 of the team's 34 sacks on the year.

Prior to coming to the Falcons, Hamilton was the Defensive Line Coach in Jacksonville from 2003-07. The Jaguars defense ranked fourth in the NFL during that time in yards per game (300.1) and fourth in scoring defense (18.2). The defensive line also posted 180 sacks in that same time frame led by Pro Bowlers Marcus Stroud and John Henderson.

During the 2007 campaign, Jacksonville's defense ranked sixth in the AFC in points allowed per game (19.0) while ranking fifth in the conference in rushing defense (100.3). The Jags also held opponents to 17



COACHES

points or less in 10 of 16 games, which tied for the most in the NFL with three other teams.

In 2006, Hamilton guided defensive end Bobby McCray who developed into one of the AFC's top pass rushers as he led Jacksonville with a career-high 10 sacks. The defensive line combined for 29.5 sacks, ranking fourth in the NFL in rushing yards allowed per game.

Prior to joining Jacksonville, Hamilton spent two seasons as the Defensive Line Coach for the Cleveland Browns from 2001-02. In his first season with Cleveland, the Browns tied for fourth in the AFC with 43 sacks. For three seasons, Hamilton served as New England's defensive line coach from 1997-99 and joined the New York Jets staff in 2000. His 1998 defensive line tallied 25 of the team's 36 sacks, the seventh-best total in the NFL.

In 1995, Hamilton joined the Jets in his first stint with the team as the Defensive Line Coach. He coached defensive end Hugh Douglas, who was named the 1995 NFL Defensive Rookie of the Year. From 1993-94, Hamilton was a member of the Los Angeles Raiders where he developed Chester McGlockton and a defensive line that combined for 83 sacks in his two seasons with the Silver & Black.

Hamilton spent his only season in the collegiate ranks with the University of Tennessee in 1992 as the Defensive Line Coach, following stints as

the Defensive Line Coach with the Tampa Bay Buccaneers (1991) and the Head Coach of the Bay State Titans (1990), a semi-pro team that featured defensive tackle Eric Swann (the sixth overall choice in the 1991 NFL Draft).

Hamilton began his coaching career in 1985, spending five seasons as an Assistant Defensive Line coach with the New England Patriots. He helped the Patriots reach their first AFC Championship title and a Super Bowl XX appearance.

A 14th-round draft choice by the Patriots, Hamilton was a fixture on the New England defensive line from 1973-81 while establishing rookie records with seven sacks. He went on to start a team record 110 consecutive games and currently ranks fifth on the Patriots' all-time sack list with 54.

Hamilton was born in Omaha, Nebraska and raised in Oklahoma City, Oklahoma. He graduated from Oklahoma with a degree in business and was named an all-conference selection as a defensive tackle in both his junior and senior seasons. Hamilton received a master's degree in public administration in 1977 from Suffolk University while playing for the Patriots. Hamilton and his wife, Phyllis, have two sons, Kadar and Damon.



RAY HAMILTON



COACHES



**PAT
HILL**

OFFENSIVE LINE



Pat Hill enters his first season as the Falcons offensive line coach. Hill comes to the Falcons after spending 15 seasons (1997-2011) the head coach at Fresno State University where he led the Bulldogs to a 112-80 overall record and went to 11 bowl games. Hill led Fresno State to 15 wins over BCS teams during the last decade, which is the highest win total of any non-BCS team in the nation. The Bulldogs won the WAC championship in 1999 and during Hill's tenure the program consistently played one of the countries toughest non-conference schedules. He also produced the most Academic All-WAC players in school history over his 15 seasons.

Hill's stamp on the Fresno State football program is undeniable. After 15 years, the Bulldog program was nationally recognized for its success in all areas: wins and bowl games appearances, academic achievement, and character of the young men who came through the program. Under Hill, the program received national attention and was recognized as a premier program.

Hill's program grew accustomed of being in the national spotlight. Never was it brighter than in 2001, when Hill guided the program to unprecedented heights - 11 wins, a bowl invitation, a top 10 ranking, wins over Wisconsin, Colorado and Oregon State, another record-setting attendance mark and a Sports Illustrated cover story.

Prior to joining the Bulldogs, Hill spent five seasons as an offensive line/tight ends coach in the NFL. Hill joined the Cleveland Browns in 1992 and spent four seasons (1992-95) in the organization, coaching tight ends and offensive line in addition to working in the personnel department evaluating players. While there, he formed a life-lasting friendship with New England Patriots head coach Bill Belichick, whom Hill credits for teaching him with a structure that has proven successful. In 1996, he became the offensive line/tight ends coach for the Baltimore Ravens before going on to become the head coach of Fresno State in 1997.

Success continued for Hill when he moved on to the University of Arizona as Dick Tomey's offensive coordinator and offensive line coach in 1990 and

HILL'S COACHING BACKGROUND

2012	Offensive Line // Falcons
1997-11	Head Coach // Fresno State
1996	Tight Ends/Offensive Line// Ravens
1992-95	Tight Ends/Offensive Line// Browns
1990-91	Offensive Coord./Off. Line // Arizona
1984-89	Offensive Line// Fresno State
1983	Offensive Coord. // Stampeders (CFL)
1981-82	Recruit. Coord./ Off. Line // UNLV
1977-80	Recruit. Coord./ Off. Line// Utah
1974-76	Offensive Line // LA Valley College

'91. In just his first season, the Wildcats went 7-5 and played in the Aloha Bowl. Both seasons, the 'Cats finished in the top five of the Pac-10 in rushing offense, averaging nearly 200 yards per game on the ground.

Hill was the Bulldogs' recruiting coordinator from 1984-89. During that six-year stint as the recruiting coordinator and line coach under former head coach Jim Sweeney, Hill contributed at a championship level. In addition to the conference crowns and bowl victories, the Bulldogs saw 14 players drafted by NFL teams. Fresno State's 1985 team was the only unbeaten Division I-A squad in the country, finishing the season 16th in the polls. Hill's offensive line also provided the pass protection and run blocking for an offensive unit that averaged 32 points per game over those six seasons, including a nation-leading 41 points per game in '85.

Hill began his coaching career as offensive line coach at Los Angeles Valley College from 1974-76, helping the Monarchs to a state junior college championship in 1975. He then served as offensive line coach at Utah from 1977-80 under Wayne Howard; was offensive line coach and offensive coordinator at UNLV from 1981-82 under Tony Knapp; and was offensive coordinator with the Calgary Stampeders of the CFL in 1983 under Jack Gotta.

A 1973 graduate of UC Riverside, Hill was a three-time all-conference center, earning All-America honors as a senior. He was inducted into the UC Riverside Hall of Fame in 1989. It was at UC Riverside where he crossed paths with Ron McBride, then a



COACHES

UCR assistant and formerly the Utah head coach, who helped steer Hill into a football coaching career.

Hill and his wife, Cathy, have three children. Their eldest, Michael, is a recent graduate of Fresno State. Zak is a junior safety on the Bulldog squad and Matt, who played at Cal Poly until a career-ending injury, is a college student in southern California. Hill was born Dec. 17, 1951, in Los Angeles.



PAT HILL



COACHES



**TIM
LEWIS**
SECONDARY



In his second season as the Falcons secondary coach, Tim Lewis' guidance and teaching methods continued to help the young secondary develop. Coming off a 2010 campaign, which saw CB Brent Grimes appear in his first Pro Bowl, the Falcons secondary saw some of its younger players make impacts in 2011.

The back-end of the Falcons defense was spearheaded by S Thomas DeCoud who set a career-high in interceptions (four), DeCoud also finished third on the team in tackles (108). In his second season with the Falcons, CB Dunta Robinson put together his most complete performance. The eight-year veteran finished fourth in tackles (64), tied for second in interceptions (two) and third in passes defended (nine). Lewis' coaching principles could be felt throughout the secondary as Grimes continued to develop in 2011. For the second consecutive year, Grimes led the team in passes defended (14), despite missing four games due to a knee injury.

In his first season in Atlanta, Lewis made an immediate impact in the Falcons secondary in 2010. One of the many areas where his presence was strongly felt was in the rapid development of CB Brent Grimes.

Lewis' meticulous work with Grimes vaulted the former small school product from Shippensburg from a potential starter in the preseason into a spot on the NFC Pro Bowl squad. Arguably the best athlete on the team, Grimes emerged through Lewis' help to set a new team record for passes defended in a season with 23. He was targeted 113 times by opposing quarterbacks and fought through that barrage to emerge as a dependable starter in a revamped Falcons secondary. Grimes showcased his talents and made Lewis look good by picking off a pass in the Pro Bowl.

Lewis was charged with rebuilding a unit with three new full-time starters last year. The addition of talented corner Dunta Robinson via free agency, along with Grimes, and the promotion of the hard-hitting William Moore to the strong safety spot, Lewis molded a young group together which was learning and getting better with each game.

LEWIS' COACHING BACKGROUND

2010-12 **Secondary** // *Falcons*
2009 **Defensive Backs** // *Seahawks*
2007-08 **Secondary** // *Panthers*
2004-06 **Defensive Coord.** // *Giants*
2000-03 **Defensive Coord.** // *Steelers*
1995-99 **Defensive Backs** // *Steelers*
1993-94 **Defensive Backs** // *Univ. of Pittsburgh*
1989-92 **Defensive Backs** // *Southern Methodist*
1987-88 **Graduate Assistant** // *Texas A&M*

Through the steady direction supplied by Lewis, Grimes and Moore tied for team lead with five interceptions. Grimes was named NFC Defensive Player of the Week (15) after he caused two turnovers, including a pass theft, along with five passes defended, to help the Falcons notch a 34-18 win at Seattle. Moore finished third on team in tackles with a career-high 108.

Robinson amassed 60 tackles, seven passes defended and one interception. The last member of the starting defensive backfield was dependable free safety Thomas DeCoud. The former third round pick from Cal quarterbacked the secondary for Lewis and ended up second on the club in stops with 113 to tie his personal-best.

Toward the end of the 2010 campaign, continuity and consistency began to take shape and this hungry secondary will no doubt become even more cohesive and disruptive with another year under the guiding hand of Lewis.

Lewis brings 16 years of NFL coaching experience to the Falcons secondary. Lewis is known around the League for his expertise in the coverage and pressure package fields as he has served as either a Defensive Backs Coach or Defensive Coordinator throughout his entire coaching tenure.

Lewis began his pro career serving as the Pittsburgh Steelers Defensive Backs Coach for five seasons (1995-99) before being named Defensive Coordinator over the next four years. His defense ranked seventh overall in his first season as coordinator and jumped to lead the League



COACHES

in total defense in 2001. In 2002 and 2003, his unit also finished in the NFL's top 10, giving him four-consecutive top-10 finishes as a Defensive Coordinator. Lewis coached the likes of cornerback Rod Woodson in Pittsburgh for two seasons (1995-96). In '96, the Hall of Famer contributed with six interceptions (one returned for a touchdown) and 19 passes defended.

Following his coaching stint with the Steelers, Lewis spent three years as Defensive Coordinator with the New York Giants. In 2005, his defense did not allow a touchdown in a span that covered 15 quarters and 53 opponent possessions. During his three-year tenure, the Giants ranked sixth in the NFC in opponents passing yards per attempt average (6.79) and second in the conference in opponent passing plays of 25-plus yards allowed. In 2004, New York ranked fifth in the NFC in total defense allowing an average of 339.8 yards per game.

Lewis' coaching career started as a graduate assistant at Texas A&M in 1987 under Jackie Sherrill, who was his coach as a player at the University of Pittsburgh.

Following two seasons with the Aggies, he spent four years (1989-92) as the Defensive Backs Coach at Southern Methodist University. After his stint in Dallas at SMU, Lewis joined legendary coach Johnny Majors at his alma mater for two seasons at the University of Pittsburgh.

Lewis was the 11th overall pick in the 1983 NFL Draft by the Green Bay Packers. He played four seasons for the Packers and twice led or shared the team lead in interceptions before his career was cut short due to a neck injury suffered in the third game of the 1986 season against the Chicago Bears. He finished his career with 16 interceptions in 51 games, including a 99-yard interception return for a touchdown against the Rams on November 18, 1984 to set a Packers record.

Tim's brother, Will, is the Seahawks Vice President of Football Operations. He and his wife, Shawn, have two daughters, Erin and Chelsea, and a son, Bryce.



TIM LEWIS



GLENN PIRES --- LINEBACKERS



Glenn Pires will continue to work with the Falcons linebackers for his fifth season in Atlanta and the 2012 campaign marks his 17th season overall in the NFL.

In 2011, Pires' crew of hard-working linebackers enabled the Falcons defense to finish sixth in the League in rush defense, allowing opponents to an average of just 97 yards per contest. Atlanta's defense held eight of its 16 opponents to under 100 yards rushing, including four of its last eight games. In the last 19 games, the Falcons defense has surrendered an individual 100-yard rusher just three times through the determined efforts of Pires' charges.

This gritty defense also stopped opponents to the tune of just 37 scores in trips to the red zone for a 78.7 percentage, second-best red zone efficiency in the entire NFL last season. Since 2008, Pires' linebackers have also helped the Birds become the third stingiest unit in the NFC in points allowed at 20.1.

Last season, through the direction of Pires, two of his linebackers were atop the leader board in the tackling department. Emerging star Sean Weatherspoon was one of those leaders and has grown tremendously in two-years with the help of Pires. Weatherspoon racked up a career-high 127 tackles, with 86 solos, including double-digit stops in six games and added three sacks in 16 starts. As a rookie in 2010, the former number one pick out of Missouri ended up with 52 tackles in 11 games and showed glimpses of the consistent player he would become.

Under Pires' strong guidance, Spoon will continue to be counted on for his playmaking abilities and expanded leadership role in 2012.

Despite fighting through injuries last year, Stephen Nicholas was solid again as he contributed with 32 tackles from his starting outside linebacker position and added two forced fumbles and one recovered fumble.

Pires will be responsible for helping to find a new middle linebacker in 2012 among a talented group

PIRES' COACHING BACKGROUND

2008-12 **Linebackers** // *Falcons*
2007 **Assistant Linebackers** // *Dolphins*
2005-06 **Def.Quality Control** // *Dolphins*
2003-04 **Assistant Defensive Line** // *Dolphins*
2001-02 **Linebackers** // *Lions*
1996-00 **Linebackers** // *Cardinals*
1995 **Outside LBs/Recru. Coord.** // *Mich. St.*
1991-94 **Outside Linebackers** // *Syracuse*
1989-90 **Defensive Line** // *Syracuse*
1985-88 **Defensive Line/LBs** // *Dartmouth*

that includes three-time Pro Bowler Lofa Totupu (Seattle) and promising second-year player and 2011 draft pick Akeem Dent.

From 2009-2010, through the excellent coaching of Pires, the linebackers helped the Falcons defense rank 10th in the NFL in rushing defense, yielding 105.9 and 106.8 yards per game, respectively. The 2009 defense allowed just one 100-yard rusher the entire season and the Birds also enjoyed a productive streak of 10 consecutive quarters without allowing a touchdown.

In his first season in 2008, Pires' relentless work with Curtis Lofton allowed the first-year player to earn All-Rookie honors from Sporting News and Pro Football Weekly as he finished with the second most tackles by any rookie with 108.

Prior to landing in Atlanta, Pires worked five seasons (2003-07) with the Miami Dolphins and coached such players as Pro Bowlers Zach Thomas and Joey Porter along with the talented Channing Crowder. Pires started his tenure with the Dolphins as the Assistant Defensive Line coach from 2003-04 and coached Pro Bowl defensive ends Jason Taylor and Adewale Ogunleye.

Before joining the Dolphins, Pires spent each of the previous two years (2001-02) as Linebackers Coach with the Detroit Lions. He got his start in the NFL coaching ranks tutoring the linebackers with the Arizona Cardinals in 1996 while spending the next five seasons at that post.



COACHES

A four-year letterman as an offensive lineman at Springfield College (Massachusetts), Pires earned his bachelor's degree in education from the school in 1980. He started his coaching career as an assistant coach at Melrose High School (Massachusetts). In 1983, he spent two seasons as a graduate assistant for Syracuse University before moving on to Dartmouth College where he served as the Defensive Line/Linebackers Coach from 1985-88. Pires returned to Syracuse in 1989 and coached the Orange defensive

line for two seasons before handling outside linebackers from 1991- 94. His last stop in the collegiate ranks came at Michigan State University where he coached outside linebackers and handled recruiting duties in 1995.

A native of New Bedford, Mass., Pires and his wife, Lynn, have one daughter, Jackie and one son, Michael.



GLENN PIRES WITH LB SEAN WEATHERSPOON



COACHES



TERRY ROBISKIE WIDE RECEIVERS



Terry Robiskie will lend his expertise that has spanned over three decades of dedicated work in the NFL to the Falcons cause in 2012 to tutor the club's wide receivers for a fifth season.

Robiskie's tireless efforts with Roddy White have allowed White to emerge as one of the top wide receivers in the entire NFL. With an NFC-high 100 receptions in 2011 (second in the League to only Wes Walker's 122), White became the only wide out in the NFL and Falcons history to post 100-or-more-catches in each of the last two campaigns. (He posted a career-high of 115 in 2010.) He also became just the eighth player in League history to record five consecutive seasons with at least 80 catches and 1,000 yards.

White has played in four straight Pro Bowls under Robiskie (2008-12) and only three other Falcons in team history have performed in more in consecutive seasons.

Since Robiskie took over coaching the Falcons wide receivers in 2008, White has boasted 388 catches, second overall in the NFL and tops in the NFC over that time span. White's 36 touchdowns since that time are the third-most in the League and only he, Calvin Johnson of Detroit and Larry Fitzgerald of Arizona have amassed 300-or-more catches and 35-plus touchdowns over the last four seasons.

In 2011 through Robiskie's help, the former UAB product ran his career receiving yardage total to 7,374 yards to move him past Terence Mathis as the club's all-time leader. White is on the brink of also passing Mathis' team record for career catches, trailing only by 44 heading into the 2012 season. In addition to his 100 catches last year, White also recorded 1,296 receiving yards and eight touchdowns. And through the collective play of Robiskie's receivers, the Falcons offense established a team record for net yards gained with 6,026.

The veteran coach also tutored talented rookie Julio Jones last season. Under Robiskie's direction, Jones enjoyed the best season by a Falcons rookie receiver with 54 receptions for 959 yards and an NFL rookie high of eight scores, including a streak of

ROBISKIE'S COACHING BACKGROUND

2008-12 **Wide Receivers** // Falcons
 2007 **Wide Receivers** // Dolphins
 2005-06 **Wide Receivers** // Browns
 2004 **Interim Hd Coach (5 games)** // Browns
 2004 **Offensive Coordinator** // Browns
 2001-03 **Wide Receivers** // Browns
 2000 **Inter. Head Coach (3 games)** // Redskins
 1999-00 **Passing Game Coordinator** // Redskins
 1994-98 **Wide Receivers** // Redskins
 1989-93 **Offensive Coordinator** // Raiders
 1988 **Tight Ends** // Raiders
 1985-87 **Asst. Running Backs Coach** // Raiders
 1982-84 **Asst. Special Teams** // Raiders

touchdown catches in each of the final four games. Jones' fantastic rookie campaign also included five, 100-yard receiving games with a season-high of 138 yards on the heels of a sterling 80-yard touchdown at Indianapolis in Week 9.

The 2011 season also witnessed the return of another Robiskie pupil with tons of potential in Harry Douglas. Douglas hauled in a personal-best 39 catches for 498 yards and one score after sitting out 2009 with a knee injury. Douglas' return to his rookie form provides Robiskie with yet another big-time threat in his arsenal in 2012.

In 2010, White set career and franchise highs in receptions (115) and receiving yards (1,389), in addition to adding 10 touchdown grabs. White tallied five 100-yard receiving games on his way to his third consecutive Pro Bowl selection. Under Robiskie's watchful eye, White became the first Falcon wide receiver to record at least 80 catches and 1,100-plus yards in four consecutive seasons.

Robiskie's constant work with White enabled the veteran to haul in 85 catches for 1,153 yards with a career-high 11 touchdowns en route to his second career Pro Bowl nod in 2009. His 210-yard receiving day at San Francisco set a new club record and his 90-yard touchdown grab that day was the third-longest in team history. Robiskie's receivers also collectively helped the offense post the second-most total first downs in team history with 330.



COACHES

Robiskie's unit in 2008 aided the ground game with their solid downfield blocking as Falcons runners totaled 2,443 yards rushing with a 152.7 per game average. Running back Michael Turner earned his first Pro Bowl with 1,699 yards rushing and a franchise record 17 rushing touchdowns.

With Robiskie's excellent coaching in '08, White produced his first Pro Bowl invitation by breaking the Falcons' single-season receiving yardage record with 1,382 yards. In the process, he became the first receiver in team history to post back-to-back 1,200-plus yard seasons. White also set a career-best with seven 100-yard receiving games. He led the NFL in the all-important category of third down receiving yards (516) while finishing second in the League in third down catches (29).

Robiskie's extensive resume includes stints as Offensive Coordinator and interim Head Coach on two occasions during his time in the League. Prior to coming to Atlanta, Robiskie served as the Wide Receivers Coach with the Miami Dolphins.

Before his stopover in Miami, Robiskie spent six years with the Cleveland Browns where he served in three different roles. In 2001, he joined the Browns as the team's Wide Receivers Coach and guided Kevin Johnson to a 1,000-yard campaign, which included nine touchdowns. In 2004, he was promoted to Offensive Coordinator and went on to serve as Cleveland's interim Head Coach for the final five games of that season. He earned a victory in a 22-14 decision in the season finale on January 2, 2005 against the Houston Texans. Robiskie oversaw Browns wide receivers in his final two seasons with the team from 2005-06. Wide receiver Antonio Bryant logged 1,009 yards and four touchdowns on 69 receptions in 2005, which was his most productive season at that time in his career.

From 1994-2000, Robiskie served as the Wide Receivers Coach (1994-98) and Passing Game Coordinator (1999-2000) for the Washington Redskins. He was also named Washington's

interim Head Coach for the final three games of the 2000 campaign, earning his first NFL victory as a Head Coach in a 20-3 win in the season finale against Arizona. In Robiskie's seven years with the Redskins, there were five different individual 1,000-yard receiving seasons, including one each by Michael Westbrook (1,191) and Albert Connell (1,132) in 1999. With Robiskie as the Passing Game Coordinator in 1999, QB Brad Johnson was voted to the NFC Pro Bowl squad as he threw for 4,005 yards, the second-highest total in franchise history.

Robiskie earned his start in the NFL with the then Los Angeles Raiders in 1982 where he coached with the team for 12 seasons. During that time, he served in a variety of roles with the Silver & Black, including Assistant Special Teams Coach (1982-84), Assistant Running Backs Coach (1985-87), Tight Ends Coach (1988) and Offensive Coordinator (1989-1992). As the Offensive Coordinator, Robiskie guided the powerful running back duo of Bo Jackson and Marcus Allen, who combined to rush for 1,380 yards in 1990. The team made seven playoff appearances, won four division titles and defeated the Washington Redskins in Super Bowl XVIII during Robiskie's tenure.

A native of Edgard, La., Robiskie lettered four years as a running back at LSU. As a senior in 1976, he was named the Southeastern Conference MVP and his likeness is up on the wall of the Superdome as a member of the New Orleans Sports Hall of Fame and in 2012 he was inducted into the Louisiana Sports Hall of Fame. The Raiders selected him in the eighth round of the 1977 NFL Draft. He went on to play the next three seasons with the team (1977-79) before joining the Miami Dolphins in 1980 where he spent two years.

Robiskie and his wife, Cynthia, have three sons, Brian, Andrew and Kyle. Brian, a former wide receiver at Ohio State, plays for the Jacksonville Jaguars. Andrew is in his last year as a guard at Western Illinois University and Kyle is a sophomore at Western Illinois.



COACHES



CHRIS SCELFO **TIGHT ENDS**



Chris Scelfo is a 26-year veteran of the coaching fraternity and the 2012 campaign marks his fifth NFL season with the Falcons.

His outstanding work with the team's tight ends helped the Falcons offense continue to flourish again last season as the club broke the team record for most net yards gained with 6,026. Scelfo's tight ends also enabled RB Michael Turner to finish third in the NFL in rushing with an NFC-high 1,340 yards with 11 scores and QB Matt Ryan to throw for a franchise-best 4,177 passing yards and a career-high 29 touchdowns.

Under Scelfo's direction, Tony Gonzalez was voted to the NFC Pro Bowl for the second straight season time and 12th All-Star game overall in his brilliant career in 2011. Gonzalez amassed his second-highest total as a Falcon with 80 receptions (fourth-highest total by all NFL tight ends) for 875 yards and seven touchdowns. He became the NFL's second all-time leading receiver behind WR Jerry Rice with his 1,149 catches and ranks 11th in League annals with 13,338 receiving yards.

Gonzalez continues to lead all tight ends in NFL history heading into the 2012 season in receptions (1,149), yards (13,338), touchdowns (95) and 100-yard games (28), as well as holding a streak of 179 consecutive games with a reception, the third longest active streak in the League.

Scelfo's determined work with undrafted free agent Michael Palmer also saw dividends again in 2011 as the ex-Parkview High School product caught 10 passes for 72 yards, including a clutch touchdown against Minnesota in Week 12 to contribute to a 24-14 victory.

In 2010, Gonzalez totaled 70 receptions for 656 yards and six touchdowns. He became the first player in NFL history to record 12 consecutive 60-plus catch seasons, surpassing Rice's previous mark of 11. Also, Gonzalez became the first tight end in NFL history and sixth player overall to register 1,000 career receptions.

Under the watchful eye of Scelfo in 2009, Gonzalez set a Falcons franchise record for receptions by a tight end in a season with 83 in 2009 while adding 867 receiving yards and six touchdowns. In his first

SCELFO'S COACHING BACKGROUND

2008-12 **Tight Ends** // *Falcons*
1998-06 **Head Coach** // *Tulane*
1996-98 **Asst. Head Coach/Off. Line** // *Georgia*
1993-95 **Off. Coord./Offensive Line** // *Marshall*
1990-92 **Offensive Line** // *Marshall*
1988-89 **Graduate Assistant** // *Oklahoma*
1986-87 **Graduate Assistant** // *NE Louisiana*

game in a Falcons uniform, Gonzalez not only scored a touchdown, but became the 21st player in NFL history to top 11,000 career receiving yards.

Scelfo came to Atlanta in 2008 after spending eight years as one of the most successful head coaches in the history of Tulane University.

In 2006, as Tulane University's head boss, Scelfo became the school's career leader for games coached with 94 and ranks second among coaches in victories with 37. He is the only Green Wave head coach in the school's history with two bowl victories after guiding the university to wins in the 1998 Liberty Bowl and the 2002 Hawaii Bowl. Less than a month after he was hired to lead Tulane (1998), the Green Wave's victory over BYU in the Liberty Bowl capped a perfect 12-0 campaign.

During his winning stint at Tulane, Scelfo sent nine players to the NFL, including first round draft pick quarterbacks Patrick Ramsey (2002) and J.P. Losman (2004). His teams performed well in the classroom as well, as Scelfo's student-athletes logged an average graduation rate of 75 percent (2003-06).

In Scelfo's two previous coaching stops at the University of Georgia (1996-98) and Marshall (1990-95), his teams advanced to postseason in seven of nine seasons while registering eight winning records. At Georgia, Scelfo served as the Assistant Head Coach/Offensive Line coach while the Bulldogs recorded a 23-11 mark with appearances in the Outback Bowl (1997) and Peach Bowl (1998). He coached three offensive linemen who were first or second round NFL draft picks, including first round choice Matt Stinchcomb and second rounders Adam Meadows and Chris Terry.

During Scelfo's time at Marshall, the Thundering



COACHES

Herd reached the I-AA national semi-finals five times, the national finals four times and won the 1992 national championship. He coached the offensive line from 1990-92 and was promoted to offensive coordinator from 1993-95, as well as maintaining his offensive line duties. As offensive coordinator, Marshall led the Southern Conference in scoring all three years while grabbing the top spot in total offense for two seasons.


Scelfo began his coaching career as a graduate assistant at his alma mater, now the University of Louisiana at Monroe. The Indians won the I-AA national title in 1987, which came on the heels of

his playing career at the school then known as Northeast Louisiana. From 1988-98, Scelfo was a graduate assistant at Oklahoma.

As a NLU player, Scelfo was a three-year letterman at center who served as captain his senior season. Scelfo and his wife, Nancy, have one daughter, Sarah Beth and a son, Joseph, who is a freshman center at South Alabama. Chris is the co-author of "Fourth And New Orleans", the story of the Tulane Green Wave during and after Hurricane Katrina. He is also a member of the Italian-American Hall of Fame.



CHRIS SCELFO



ERIC SUTULOVICH

ASSISTANT SPECIAL TEAMS



Eric Sutulovich will continue to work with Special Teams Coordinator Keith Armstrong to make sure the Falcons units continue to be considered among the very best in the NFL. The 2012 season will be Sutulovich's fourth season in Atlanta.

With Sutulovich's help, the Falcons special teams have finished in the top 10 in NFL rankings in each of his three seasons. Last year, Atlanta's punt coverage unit led the League in punt return average by allowing just 4.8 yards per return. In addition to that impressive number, the Falcons special team's unit forced their opponents to start a NFL-high 62 drives inside their 20-yard line.

Individual achievements were also a highlight last season for the Birds special teams. K Matt Bryant set a franchise record for most consecutive field goals made in team history with 27 when he connected on a 47-yarder in the third quarter at Detroit in Week 7. Matt Bosher also had a solid first season as the team's new punter, averaging 42.7 yards per kick. Rookie Akeem Dent collared 19 special teams tackles, which was tied for the second-highest total in a single-season in club history.

In 2010, through Sutulovich's assistance, the Falcons special teams continued to excel in 2010. Atlanta's kickoff unit held opponents to an NFL-best average starting position of their own 22.2-yard line after kickoffs. The Falcons were led by specialist Eric Weems who averaged 27.5 yards per kickoff return, which ranked third in the NFL and earned his first Pro Bowl selection. Kicker Matt Bryant had a stellar season as well, as he scored 128 points by hitting 28 of 31 field goals and splitting the uprights on all 44 PATs.

Sutulovich came to Atlanta after working for one season with the Detroit Lions as an Offensive Assistant in 2008. His original foray into the NFL came with the Houston Texans in its inaugural campaign in 2002. Sutulovich was the team's Assistant Special Teams Coach for four seasons (2002-05). During his time with the Texans, he helped Houston rank first in the League in punts downed inside the 20-yard line (120), fourth in opponent punt return yard average (7.4), sixth in the

SUTULOVICH'S COACHING BACKGROUND

2009-12 **Assistant Special teams // Falcons**
2008 **Offensive Assistant // Lions**
2006 **Football Asst. // University of Kansas**
2002-05 **Assistant Special teams // Texans**
2001 **Off. Coord. // Fort Scott Comm. College**
2000 **Asst. HC/Off. Coord. // Casper Cavalry**
1997-99 **Off. Graduate Asst. // Louisiana Tech**

AFC in kickoff touchbacks (30) and seventh in the conference in kickoff return average (22.1).

Prior to his stint in the NFL, Sutulovich spent one season as a football assistant for the University of Kansas. He also spent time in the collegiate ranks with Fort Scott Community College as the Offensive Coordinator (2001), the University of Pittsburgh as the offensive graduate assistant (2000-01) and Louisiana Tech as the offensive graduate assistant (1997-99).

Sutulovich's coaching background also includes the Indoor Football League as he labored one year as Assistant Head Coach/Offensive Coordinator of the Casper Calvary in 2000.

In his stopover at Pittsburgh, the Panthers finished third in the Big East Conference and competed in the 2000 Insight.com Bowl. The Pittsburgh offense ranked seventh nationally in pass efficiency and 18th in total passing.

Sutulovich and his wife, Melissa, have two daughters, Sage and Ellie, and two sons, Maddax and Gabe.



GLENN THOMAS --- QUARTERBACKS



Thomas enters his first season as quarterbacks coach and fifth season with the Falcons. Over the last four seasons, Thomas has served as the team's offensive assistant. During his tenure in Atlanta the Falcons offense has seen its most production over a four-year span in franchise history. Thomas will work with offensive coordinator Dirk Koetter and Pro Bowl quarterback Matt Ryan to continue to build the Falcons offense.

Atlanta's offense cemented itself as one of the most efficient units in the NFL in 2010, ranking third in time of possession (32:15) and third in third down conversion (46.7 pct.). The offense propelled Atlanta to its second playoff berth in three seasons and their first NFC South Division title since 2004. The Falcons offense also produced six Pro Bowlers, T Tyson Clabo, TE Tony Gonzalez, FB Ovie Mughelli, QB Matt Ryan, RB Michael Turner and WR Roddy White.

Facing significant injuries in 2009, which included QB Matt Ryan, RB Michael Turner and WRs Harry Douglas and Michael Jenkins, the Falcons passing attack was still able to register 3,571 net yards, the sixth-best total in club annals and the highest mark since 1996. Thomas also witnessed WR Roddy White tally his third consecutive 1,000-yard receiving campaign (1,153 yards) while earning Pro Bowl honors for the second consecutive year.

With the input of Thomas, the Falcons offense soared to new heights in 2008. The offense finished the season ranked second in the NFL in rushing offense (152.7 yards per game) and ranked sixth in total offense (361.2 yards per game). The offense had three players earn postseason awards with QB Matt Ryan earning Associated Press and Sporting News Rookie of the Year, and both RB Michael Turner and WR Roddy White earning their first Pro Bowl selections.

From 2001-07, Thomas spent his coaching tenure at Northwestern State. As a graduate assistant coaching wide receivers (2001-04), the Mustangs won the Lone Star North Division Championship in his first season.

THOMAS' COACHING BACKGROUND

2012 **Quarterbacks // Falcons**
2008-11 **Off. Assistant // Falcons**
2005-07 **Off. Coord./QBs // Northwestern St.**
2004 **Off. Coord. // Wichita Falls Thunder**
2001-04 **Graduate Assistant // Northwestern St.**
1998-01 **Student Assistant // Texas Tech**

Thomas oversaw the school's passing game and quarterbacks in the 2004 campaign, and helped guide MSU to its first NCAA playoff appearance in school history while recording an 8-3 record.

Thomas transformed Northwestern State's offense into a powerhouse while serving as Offensive Coordinator from 2005-07. In 2006, the school led all Division II teams with 470.1 yards of total offense per game, but more impressively led the entire NCAA in total offense (550.0 yards per game) and rushing (317.0 yards per game) in 2007.

Thomas worked diligently to perfect his craft as the Texas Tech graduate found time to work with the Baltimore Ravens in-between seasons at Northwestern State. He was responsible for working with wide receivers (2002-03, '05) and also helped out with Baltimore's quarterbacks. It was also at Baltimore where he was introduced to current Falcons Head Coach Mike Smith. Thomas attracted Smith's eye as the two also worked together during Smith's tenure with the Jacksonville Jaguars for one season (2004). Following his graduation from Texas Tech, Thomas began his coaching career as a student assistant at his alma mater from 1998-2001 as a student assistant.

A native of Eastland, Texas, Thomas was an all-district selection in football, basketball and baseball at Eastland High. He is married to the former Felicia Gooch.



COACHES



ANDREW WEIDINGER

OFFENSIVE ASSISTANT



Andrew Weidinger enters his first season as the team's offensive assistant after serving four years as Assistant to the Head Coach/ Offense. Weidinger assisted head coach Mike Smith as well as the offensive staff, in addition to lending support to running backs coach Gerald Brown.

Weidinger will also lend a hand with the Falcons offense, undertaking such duties as managing data, research, daily practice scripts, schedules, calendars and assisting with the running backs. He joined the Falcons in 2007 as a Personnel Scout and prior to arriving in Atlanta, he spent seven seasons at the University of Arizona, where he served in a number of positions, including Assistant Director of Football Operations.

Weidinger received a degree in Political Science in May of 2004 and completed his Master's degree in Information Resources and Library Sciences in May 2007. He spent late summer and early fall of 2006 in a preseason internship with the Falcons.

WEIDINGER'S COACHING BACKGROUND

2012	Offensive Assistant // Falcons
2008-11	Assistant to the Head Coach // Falcons
2007	Scout // Falcons
2000-07	Asst. Dir. of Football Operations // <i>Univeristy of Arizona</i>



ANDREW WEIDINGER & GERALD BROWN



COACHES

HEAD COACHES RECORDS

REGULAR SEASON

COACH	SEASONS	YEARS	W	L	T	PCT
Norb Hecker	3	1966-68	4	26	1	.145
Norm Van Brocklin	7	1968-74	37	49	3	.433
Marion Campbell	6	1974-76, 87-89	17	51	0	.250
Pat Peppler*	1	1976	3	6	0	.333
Leeman Bennett	6	1977-82	46	41	0	.516
Dan Henning	3	1983-86	22	41	1	.352
Jim Hanifan*	1	1989	0	4	0	.000
Jerry Glanville	4	1990-93	27	37	0	.424
June Jones	3	1994-96	19	29	0	.396
Dan Reeves	7	1997-03	49	59	1	.454
Wade Phillips*	1	2003	2	1	0	.667
Jim Mora	3	2004-06	26	22	0	.542
Bobby Petrino	1	2007	3	10	0	.300
Emmitt Thomas*	1	2007	1	2	0	.333
Mike Smith	4	2008-11	43	21	0	.672

PRESEASON

Norb Hecker	3	1966-68	4	10	1	.267
Norm Van Brocklin	7	1968-74	16	16	0	.500
Marion Campbell	6	1974-76, 87-89	9	15	0	.375
Leeman Bennett	6	1977-82	10	17	0	.370
Dan Henning	3	1983-86	7	9	0	.438
Jerry Glanville	4	1990-93	8	8	0	.500
June Jones	3	1994-96	7	6	0	.538
Dan Reeves	7	1997-03	16	13	0	.552
Jim Mora	3	2004-06	8	5	0	.615
Bobby Petrino	1	2007	3	1	0	.750
Mike Smith	4	2008-11	6	10	0	.375

POSTSEASON

Leeman Bennett	3	1978, 1980, 1982	1	3	0	.250
Jerry Glanville	1	1991	1	1	0	.500
June Jones	1	1995	0	1	0	.000
Dan Reeves	2	1998, 2002	3	2	0	.600
Jim Mora	1	2004	1	1	0	.500
Mike Smith	3	2008, '10, '11	0	3	0	.000

OPENING DAY GAMES

Norb Hecker	3	1966-68	0	3	0	.000
Norm Van Brocklin	7	1968-74	5	1	0	.833
Marion Campbell	6	1974-76, 87-89	0	5	0	.000
Leeman Bennett	6	1977-82	5	1	0	.833
Dan Henning	3	1983-86	3	1	0	.750
Jerry Glanville	4	1990-93	2	2	0	.500
June Jones	3	1994-96	1	2	0	.333
Dan Reeves	7	1997-03	3	4	0	.429
Jim Mora	3	2004-06	3	0	0	1.000
Bobby Petrino	1	2007	0	1	0	.000
Mike Smith	4	2008-11	2	2	0	.500

Notes: Hecker was replaced by Van Brocklin after the first three games in 1968. Van Brocklin was replaced by Campbell after the first eight games in 1974. Campbell was replaced by Peppler after the first five games in 1976. Campbell was replaced by Hanifan after the first 12 games in 1989. Reeves was replaced by Phillips for the last three games of 2003. Petrino was replaced by Thomas for the last three game of 2007.

*Denotes interim coach.



COACHES

Allen, Dennis..... 2002-05
Alosi, Sal..... 2006
April, Bobby..... 1991-93
Armstrong, Keith.....1994-96,
..... 2008-12
Barnes, Billy Ray..... 1971-74
Barone, Clancy..... 2004-06
Bass, Marvin..... 1997-03
Bates, Jim..... 1994
Beake, Chris..... 2004-06
Beauchemin, Jonas... 2009-12
Beightol, Larry..... 1985-86
Blackmon, Don..... 1997-01
Boudreau, Paul..... 2008-11
Bratkowski, Bob..... 2011
Brasher, Tommy..... 1986-89
Brooks, Rich..... 1997-00
Brown, Gerald..... 2008-12
Brown, Greg... 1994, 2000-01
Bruney, Fred .1969-76, 1986-89
Burns, Jack..... 1997-02
Cable, Tom..... 2006
Campbell, Marion..... 1969-74
Campbell, Scott..... 1987-89
Carpenter, Lew..... 1967-68
Carr, Jimmy..... 1990-93
Champion, Jim..... 1977-79
Christiansen, Jack..... 1983
Clausen, Chuck..... 1986-89
Colburn, Rocky..... 1999-05
Collins, Mark.....2010-12
Crutchfield, Bill..... 1967
Crosby, Steve 1983-84, 1986-89
Dalman, Chris..... 2004-06
Daniel, James..... 1997-03
Danna, Joe.....2008-09, 2012
Davis, Billy..... 2001-03
Davis, Mouse..... 1994-96
DeBerg, Steve..... 1999
DeCamillis, Joe..... 1997-06
Dickson, George..... 1966
Donatell, Ed..... 2004-06
Dostal, George..... 1983-86
Dowhower, Rod..... 1987-89
Dunn, Paul..... 2008-12
Ecklund, Brad..... 1966-67
Elliott, Sam..... 1983-86
Fazio, Foge..... 1988-89
Fears, Tom..... 1966
Fish, Jeff..... 2008-12
Fritsch, Ted..... 1983-86
Fry, Bob..... 1967-68, 1983-84
Gannon, Jonathan..... 2007
Gansz, Frank..... 1994-96
Gibbs, Alex..... 2004-06
Gilmer, Harry..... 1970-74
Glanville, Jerry..... 1977-82
Griffin, Bob..... 1969-74
Groh, Al..... 1987

Haering, Joe..... 1994-96
Hamilton, Ray..... 2008-12
Hanifan, Jim..... 1987-89
Harrison, Bob..... 1983-86
Herring, Hal..... 1966-68
Hill, Pat..... 2012
Hoffman, Steve..... 2006
Hughan, Bill..... 2008-10
Humphrey, Claude.... 1987-89
Jackson, Bobby..... 1983-86
Jackson, Hue..... 2007
Jackson, Milt..... 1994-96
Jagodzinski, Jeff..... 2004-05
Johnson, Bill..... 2001-06
Johnson, Billy..... 2006-07
Johnson, Mike..... 2002-05
Jones, June..... 1991-93
Jorgensen, Tim..... 1987-98
Jobko, Bill..... 1968
Kaumeyer, Thom..... 2000-01
Khayat, Ed..... 1975-76
Knapp, Greg..... 2004-06
Koetter, Dirk..... 2012
Kollar, Bill..... 1990-00
Lavan, Al..... 1975-76
Lazor, Bill..... 2003
Lewis, Tim..... 2010-12
Lewis, Will..... 1995-96
Lombardi, Joe..... 2006
Madden, Joe..... 1985-86
Mangurian, Pete 1997, 2001-03
Marcum, Tim..... 1994
Marcus, Evan..... 2007
Marshall, John..... 1983-85
Matuszak, Marv..... 1974-76
Maxie, Brett..... 2004-06
McDonnell, Mike..... 1978-82
McDuffie, Wayne... 1982, 1990
McMahon, Tom..... 2007-08
Meeks, Ron..... 1997-99
Miller, Al..... 1997-05
Mularkey, Mike..... 2008-11
Musgrave, Bill..... 2006-10
Neibels, A.J..... 2011-12
Nelson, Bill..... 1975-76
Nix, Derrick..... 2007
Nolan, Mike..... 2012
North, John..... 1977-82
Orr, Jimmy..... 1975-76
Palcic, Bob..... 1994-96
Petrino, Paul..... 2007
Phillips, Jim (Red)..... 1968
Phillips, Wade..... 2002-03
Pires, Glenn..... 2008-12
Plumb, Ted..... 1977-79
Prince, Robert..... 2004-06
Puetz, Garry..... 1983-85
Puloka, Dave..... 2007
Putnam, Duane..... 1969-74

Rauch, John..... 1975
Raye, Jimmy .1980-82, 1987-89
Reynolds, Alvin..... 2008-11
Rhome, Jerry..... 2000
Richardson, Harold..... 1997
Robinson, Jimmy..... 1990-93
Robiskie, Terry..... 2008-12
Rosburg, Jerry..... 2007
Rossley, Tom..... 1990
Rowen, Keith... 1990-93, 2007
Rust, Rod..... 1995-97
Scelfo, Chris..... 2008-12
Sefcik, George..... 1997-01
Sekanovich, Dan..... 1983-85
Shell, Art..... 1997-00
Sherman, Ray..... 1990
Shively, Doug 1977-82, 1990-93
Simmons, Rennie..... 1997-03
Stanley, Jim..... 1980-82
Stanton, Jack..... 1984-85
Stevens, Gary..... 2001
Stewart, George..... 2003-06
Sugarman, Andy..... 2007
Summers, Mike..... 2007
Sutulovich, Eric..... 2009-12
Symank, John..... 1966-68
Thomas, Emmitt..... 2002-09
Thomas, Glenn..... 2008-12
VanGorder, Brian..... 2007-11
Walsh, Bill..... 1975-82
Weidinger, Andrew..... 2012
West, Ed..... 1998-02
Whitt Jr., Joe..... 2007
Wilson, Ollie .1991-95, 2002-07
Wolthausen, Kevin..... 2007
Wood, Dick..... 1978-82
Xanders, Brian..... 1997-01
Yowarsky, Walt..... 1969-70
Zimmer, Mike..... 2007

**Falcons Assistant Coaches 1966-2012*

RISE UP



STAFF





STAFF



**JEFF
FISH**

**DIRECTOR OF ATHLETIC
PERFORMANCE**



As Director of Athletic Performance, Jeff Fish, enters his fourth season with the team directing all aspects of Falcons physical development, injury prevention, rehabilitation and nutrition, among other responsibilities. In three seasons thus far, the Falcons have benefited from Fish's 20-plus years of experience in the strength & conditioning and athletic performance realms.

Prior to joining the Falcons, Fish spent the previous four seasons (2004-07) as the head Strength and Conditioning Coach of the Oakland Raiders. Before joining the Silver & Black, Fish was the Director of Strength and Conditioning at the University of Missouri (2001-03) where he oversaw a program that worked with nearly 500 student-athletes from 20 Missouri sports teams.

Fish's second stint in the NFL came with the Kansas City Chiefs as a strength and conditioning intern in 1998. After one season, he was promoted to Assistant Strength and Conditioning Coach where he served from 1999-2000. He earned his start in the league with the Tampa Bay Buccaneers as a strength and conditioning intern in 1997.

Fish spent eight seasons in the college ranks with four different schools. The certified strength and conditioning specialist started his coaching journey with Western Michigan University as a graduate assistant strength and conditioning coach in 1989.

FISH'S COACHING BACKGROUND

2008-12	Dir. of Athletic Perfor. // Falcons
2004-07	Strength & Cond. Coach // Raiders
2001-03	Dir. of Strength & Cond. // Missouri
1999-00	Asst. Strength and Cond. // Chiefs
1998	Strength & Cond. Intern // Chiefs
1997	Strength & Cond. Intern // Buccaneers
1995-97	Strength & Cond. Coach // Tulsa
1993-95	Strength & Cond. Coach // Kent State
1991-93	Asst. Strength & Cond. // Clemson
1989	Graduate Assistant // W. Michigan

He served as an Assistant Strength Coach at Clemson University from 1991-93 and then moved on to Kent State as the head Strength and Conditioning Coach from 1993-95. Fish's last stop at the collegiate ranks came at the University of Tulsa where he served as the top Strength and Conditioning coach from 1995-97.

The Ithaca, N.Y. native competed as a wide receiver at Western Carolina. Fish and his wife, Rachel, have two daughters, Whitney and Sofie.



STAFF



**A.J.
NEIBEL**

**ASSISTANT STRENGTH
& CONDITIONING**



A.J. Neibel enters his second season with the Falcons as a Strength and Conditioning Assistant. Neibel came to the Falcons after serving as a Strength and Conditioning/Sports Medicine Associate with the Oakland Raiders for six seasons. He also served as a Strength and Conditioning Consultant for Major League Baseball's San Francisco Giants and Class A San Jose Giants from 2008 to 2009. Additionally, Neibel worked for the Atlanta Falcons Physical Therapy Center in Snellville, GA before joining the team's athletic performance staff.

He is a USAW certified, level one, Olympic lifting coach, a certified Strength and Conditioning Specialist with National Strength and Conditioning Association, and certified in Russian Kettle bell training.

Neibel graduated from Long Beach State University in 1996 with a degree in Sports Psychology before

NEIBEL'S COACHING BACKGROUND

2011-12	Asst. Strength & Cond. // Falcons
2008-09	Strength & Cond. Conslt.// SF Giants
2004-09	Strength & Cond. Assoc. // Raiders
2003	Strength & Cond. Intern // Raiders

earning a degree in Physical Therapy from Cerritos College in 1998. He joined the Oakland Raiders as a Strength and Conditioning intern in 2003.

He is a native of Cupertino, CA.



STAFF



**JONAS
BEACHEMIN**
**ASSISTANT STRENGTH
& CONDITIONING**



Jonas Beauchemin enters his third season with the Atlanta Falcons working primarily with Director of Athletic Performance, Jeff Fish. Beauchemin joined the team after spending the previous three years with Mike Boyle Strength and Conditioning in Boston, MA.

Beauchemin specialized in professional hockey and NFL combine training during his tenure at Mike Boyle Strength and Conditioning. He worked individually with several different athletes in a variety of sports. Beauchemin is also experienced in rehab and reconditioning programs. Beauchemin is a Certified Strength and Conditioning Specialist with the National Strength and Conditioning Association.

A native of Burlington, VT, Beauchemin is a graduate of Keene State (New Hampshire) College, where he

**BEACHEMIN'S COACHING
BACKGROUND**

2009–12 **Strength & Cond. Asst. // Falcons**

earned his degree in Health Promotion and Fitness. While attending Keene State, Beauchemin was appointed to the position of Senior Fitness Specialist at the college recreation center. He also worked as a student Assistant Strength and Conditioning Coach within the Keene State strength and conditioning program. Beauchemin designed and implemented the programs for various teams.



STAFF



MARTY LAUZON
HEAD ATHLETIC TRAINER

Marty Lauzon enters his third season as the Falcons Head Athletic Trainer and brings 19 years of experience in athletic training to the team. Lauzon will be responsible for handling all aspects of the club's athletic training department. In 2009, he spent a year as the Director of Sports Rehabilitation for NovaCare-NE Ohio. Lauzon spent 10 seasons with the Cleveland Browns, serving from 2005-08 as the team's Head Athletic Trainer. Lauzon is a certified athletic trainer and is a graduate of the University of Ottawa Physical Therapy School. He also holds the distinction of being a certified specialist in sports physical therapy through the American Physical Therapy Association. In 1992, Lauzon began his career as an intern with the Montreal Machine of the WLAFL before moving on to Ottawa of the CFL.



DANNY LONG
ASSISTANT ATHLETIC TRAINER

Danny Long embarks on his third year as an Assistant Athletic Trainer for the Falcons. Long provides support for Head Athletic Trainer Marty Lauzon and assists in the daily care of players, treatment and rehabilitation. Long was a member of the Cleveland Browns staff from 2005-09. Long started as a summer intern in '05 before being hired full-time as an assistant. Along with the daily care for players, he assisted in rehabilitation, treatment, and the hiring of training camp interns. Before joining the Browns staff, Long attended the Masters program at Auburn University (2003-05) and served as a graduate assistant. From 2001-02, Long was summer intern for the Falcons training staff before making his first stop in Cleveland. He attended the University of South Carolina as an undergraduate and earned his degree in Science Physical Education with a minor in Athletic Training.



STAFF



David Caldwell enters his first season as the Falcons Director of Player Personnel in 2012. He will oversee both the college and pro scouting efforts and work closely with Falcons General Manager Thomas Dimitroff. Caldwell will also play a day-to-day role in the analysis and evaluation of the Falcons current roster while aiding in the research on how to acquire future free agents.

Prior to being promoted to Director of Player Personnel, he spent the last four seasons with the Falcons as the Director of College Scouting overseeing Atlanta's college area and regional scouts. He also assimilated the information he received and presented it to Dimitroff with a goal of making the NFL Draft as effective as possible. Caldwell was also responsible for scouting the top talent in the country.

Caldwell has served in the NFL for 15 years, 10 of which came with the Indianapolis Colts. From 2006-07, Caldwell was the Western Regional Scout with Indianapolis covering major college football conferences, including the Pac- 10, Big 10 and Big 12. Coming from a successful Colts franchise that claimed a victory in Super Bowl XLI against the Chicago Bears, Caldwell was part of a scouting team that accounted for multiple starters and Pro Bowl players. In 1998, he got his start with Indianapolis, serving as an Area Scout and remained in that role for the following seven seasons. Caldwell covered the Midwest and West Coast regions. In 1996, Caldwell broke into the NFL with the Carolina Panthers as a Scouting Assistant where he spent two seasons. He served as a liaison between the college scouting director and multiple area scouts while focusing on draft preparations.

Caldwell is a graduate of John Carroll University, earning a Bachelor's degree in Finance/Business Administration.

He was a two-year letterman as an outside linebacker helping the Blue Streaks to an Ohio Athletic Conference title in 1994. A native of Buffalo, New York, Caldwell and his wife, Joelle, have one son, David Michael II.



As a 22 year veteran in scouting and player personnel, the Falcons will continue to lean on the experience of Lionel Vital in 2012. Vital heads into his first season as Associate Director of Player Personnel. He spent the last five seasons as the club's Assistant Director of Player Personnel. Vital continues to work closely with General Manager Thomas Dimitroff on most college scouting matters as he is an integral part of the personnel decision making team. His responsibilities also entail evaluating the top 150 college players in a national scouting capacity. He will also grade the top unrestricted NFL free agents at all positions and work on comparatives, as well as special projects with Dimitroff.

From 2005-07, Vital served in his second stint with the Ravens and covered schools across the country as a National Scout while being responsible for reporting on defensive linemen. During his time in Baltimore, he was honored with the inaugural Fritz Pollard Alliance Scouting Award, which is given to the top African American scout each in the AFC and NFC.

Vital served as the Assistant Director of College Scouting with the New England Patriots from 2001-04 after maintaining duties as a National College Scout in 2000. It was during his tenure with New England that he worked directly with Vice President of Player Personnel Scott Pioli and Falcons General Manager Thomas Dimitroff.

Prior to his stint in New England, Vital spent three seasons as a Talent Scout with the New York Jets, covering the Southeast region from 1997-99. He entered the scouting ranks with the Cleveland Browns in 1991 and spent five seasons as a Talent Scout, after being hired by Head Coach Bill Belichick. Vital followed Belichick and the Browns when the team moved to Baltimore for its inaugural season in 1996, working as a College Scout. For two seasons (1990-91), Vital was the Director of Player Personnel for the Montreal Machine in the World League of American Football.

A native of Loreauville, Louisiana, Vital graduated from Nicholls State and was selected by the Washington Redskins as a running back in the seventh round of the 1985 NFL Draft.



STAFF



NICK POLK
DIRECTOR OF FOOTBALL ADMINISTRATION

Nick Polk begins his fifth season as the club's Director of Football Administration and eighth year overall with the team. From 2004-07, Polk served as the team's Director of Football Operations. He works closely with General Manager Thomas Dimitroff on all contract proposals, negotiations and salary cap management. Polk also helps coordinate the Falcons compliance with the NFL's Collective Bargaining Agreement and labor related issues. Prior to his current role, he spent three seasons with the Georgia Force of the AFL handling all aspects of football operations.

Before working with the Force, Polk served as the Director of Football Administration before moving to the role of Senior Director of Football Operations for NFL Europe. He held coaching stints at Lock Haven University (Head Coach), James Madison, Brown, Delaware State and Southern Connecticut. Polk earned a degree in Health and Physical Education from Lock Haven University and went on to gain a Master's degree in Physical Education/Higher Education from James Madison. Polk lives in Braselton, Georgia with his wife, Michelle and two daughters, Maddie (10) and Michaela (8).




DEJAUN POLK
DIRECTOR OF PRO SCOUTING

DeJuan Polk begins his seventh season with the Falcons organization and first as the Director of Pro Scouting. Polk spent the last four seasons as a Pro Scout and was responsible for scouting all professional leagues, including 15 NFL teams as well as advance scouting. Polk also served as a College Scout for the Falcons from 2007-08, covering the Midwest Region and conferences such as the Big Ten and MAC. Polk started his tenure with the organization in 2006 as a Pro Personnel Assistant and helped the personnel department coordinating free agent workouts, maintaining the "short-list" and advance scouting of future opponents. In 2005, Polk served as the Defensive Tackles Coach at South Carolina State. He was a four-year letterman at defensive tackle for Clemson University during his collegiate campaign from 1999-2003.



STAFF



Marvin Allen begins his fourth season with the Falcons as the Eastern Regional Scout. A native of Wichita Falls, Texas, Allen spent 16 seasons with the New England Patriots, including his last 12 in the player personnel department as an Area Scout. He was responsible for the collection of data on all prospects in his assigned region. Allen is a graduate of Tulane University and was selected by the Patriots in the 11th round (294th overall) of the 1988 NFL Draft. In four seasons with New England, he rushed for 378 yards and two touchdowns on 94 carries (4.0 avg.).



Mark Olson embarks on his 15th year with the Falcons player personnel department in 2011 and his third year as Western Regional Scout after serving five years scouting the West for the club. Prior to joining the college scouting department, he served three years as a Pro Scout with the team where he was responsible for advance scouting, as well as evaluating players and assisting the club in its preparation for free agent acquisitions. Olson originally joined the Falcons in 1998 as a Scouting Assistant. His past experience has included stints with the Washington Redskins, Minnesota Vikings, and Montreal of the CFL. Olson graduated from the University of Wisconsin-River Falls with a degree in Journalism. He earned his Masters degree in Sports Management from the University of Minnesota in 1997. Olson currently resides in Park City, Utah.




Shepley Heard enters his eighth season with the Falcons player personnel department and his fourth year as an Area Scout, responsible for scouting in the Southwest part of the country (Texas, Oklahoma, Arkansas, Kansas, Nebraska, Missouri and parts of Louisiana). Prior to his move West, Shepley served as a Scouting Assistant in the pro personnel department in 2005 before being promoted to a Pro Scout in the spring of 2006. As a Pro Scout, his duties included advance scouting future opponents, watching and grading free agent players as well as scouting the AFL and CFL. Heard played safety and special teams at the University of Central Oklahoma from 1997 to 2001. He currently resides in Tulsa, Oklahoma.



STAFF




Bob Kronenberg begins his first season as a Pro Scout. He is responsible for providing the coaching staff with advance scouting reports for upcoming opponents, evaluating players in each year's free agency market and maintaining the daily waiver wire. He spent the last four seasons with the Falcons as an Area Scout with the responsibility of evaluating college prospects in a regional and national capacity. Prior to his arrival with the Falcons, Kronenberg spent seven seasons in the AFL primarily with the Georgia Force as an assistant coach and Defensive Coordinator (2003-08). He also served as an assistant coach with Nashville in 2001. Kronenberg began his collegiate career at St. Cloud State (MN) where he was an All-America selection in football while participating in track. He finished his studies at Middle Tennessee State University prior to being signed as a rookie free agent by Tampa Bay in 1993. Kronenberg's playing career also includes four seasons in NFL Europa, three years in the CFL and a training camp appearance with the Washington Redskins in 1998.



Steve Sabo enters his third season with the Falcons in 2011 and is responsible for scouting the Midwest area for the team. Sabo came to Atlanta following 12 seasons with the Cleveland Browns in a variety of roles, including the teams Pro Personnel Coordinator (1998-2006), Director of Pro Personnel (2007-08) and Senior Director of Pro Personnel (2009). In Cleveland, Sabo was responsible for scouting NFL teams while assisting with advance scouting of upcoming opponents. Prior to his tenure with the Browns, Sabo served as a Pro Scout with the New Orleans Saints from 1996-98. A native of Willingboro, New Jersey, Sabo is married to the former, Ursula Anderson, and the two are proud parents of their daughter, Anderson.




STAFF




Anthony Robinson begins his fifth season with the Falcons and his second as an Area Scout. Prior to arriving in Atlanta, he worked with BLESTO Scouting as a scouting assistant intern (2007-2008), served as an undergraduate assistant coach offense with Florida State University (2005-2007) and the Baltimore Ravens player personnel department as an intern during training camp in 2006. He competed as a running back at Morgan State University before later transferring to FSU where he earned his bachelors degree in Sport Management in 2007.



Michael Ross embarks on his second season with the Falcons player personnel department in 2012 and his first year as an Area scout. As an Area Scout, Ross is responsible for scouting players in the Northeast part of the country. Ross originally joined the Falcons as a Training Camp Intern in the player personnel department in 2008. He spent the next two seasons as a Seasonal Assistant before becoming a Scouting Assistant in 2011, where his duties included day-to-day operations of the scouting department, draft board preparations, evaluations of college and pro players, and coordinating college and pro workouts, and visits. He is a native of Cazenovia, NY and attended Syracuse University where he earned his bachelor's degree in Sport Management in 2007 from David B. Falk College of Sport and Human Dynamics. Resides in Lawrenceville, GA.



The 2012 campaign marks the 16th season for Brian Boigner as Atlanta's Equipment Manager. He is responsible for properly outfitting players with the safest and most advanced protective equipment and footwear, as well as ordering and organizing the team's inventory of apparel and equipment. Boigner also serves as the team's liaison with the NFL's sole uniform and apparel provider, Nike. He also sat on both the NFL helmet safety group and foot and ankle committee during the 2010 offseason. Prior to joining the Falcons, Boigner spent five years as the Assistant Equipment Manager for the New York Giants. He also served as the Assistant Equipment Manager for the New York/New Jersey Knights of the World League (1991-92). He has a son, Bryce, (12) and a daughter, Sarah (9). Boigner and his wife, Tema, reside in the city of Atlanta.



Mike Crews enters his 12th season as the team's Video Director and 14th year overall with the Falcons. Crews joined the team after working at Georgia Tech. He puts into motion Atlanta's weekly game plan by filming each game & practice and editing it for players and coaches to review. Crews also breaks down the opponents' weekly game film for the team to analyze and is responsible for overseeing both the college and pro digital video systems. He also does game analysis that includes creating a database as well as the reports for the coaching staff. A native of Decatur, Ga., he received his Management degree with a minor in Marketing from Georgia Tech in 1996. He and his wife, Jennifer, and their son, Bailey, as well as daughters, Kelsey and Caitlyn, live in Braselton, Georgia.



STAFF



Jimmy Hay has been a fixture around the Falcons locker room since he served as a ball boy when he was just 12 years old. Hay's experience in the equipment room started in 1990 as he helped out after school each day. He served as an intern with the department in 1995 and was hired full-time in 1997. During the spring of 1996 and 1997, he worked in NFL Europa as an Assistant Equipment Manager with the Frankfurt Galaxy and as the Equipment Manager of the Amsterdam Admirals. A Georgia native, Hay was an all-county selection as a third baseman for the North Gwinnett High School baseball team. He and his wife, Heidi, reside in Sugar Hill, Georgia with sons, Mike and Jake.



Jimmy Luck enters his ninth season with the Falcons as an Assistant Equipment Manager. Prior to joining the Falcons and Georgia Force of the AFL, Luck served as an Equipment Manager in the college ranks for The Citadel. He began his career in professional football in 2002 when he served as the Equipment Manager for the af2's Charleston Swamp Foxes. Luck's previous experience includes working as Coordinator of Baseball Operations for the University of Miami (Fla.) from 1996 to 1998 and as a sales rep. for Rawlings Sporting Goods, covering Tennessee from 1998 to 2000. Luck is a 1995 graduate of Georgia Tech, where he earned his degree in Management.



Kenny Osuwah enters his third season with the Falcons as an Assistant Equipment Manager. Some of Osuwah's responsibilities include the upkeep of Atlanta's uniforms and helmets, maintaining the team's equipment and sideline apparel, assisting in the transportation of equipment and uniforms and working with the coaching staff to facilitate practice drills. Osuwah holds three previous years of experience in the NFL, including training camp internships with the Falcons (2009), San Francisco 49ers (2007) and the Super Bowl XLI Champion Indianapolis Colts (2006). He is a graduate of Fort Hays State University where he graduated with a B.S. in Accounting and Information Systems and a B.S. in Economics and Finance. In 2012, he earned his Masters in Business Administration from Liberty University. Osuwah was born in Paris, France and was raised in Nigeria.



Phillip Tiemann begins his eighth season in the Falcons video department as an assistant. Tiemann is responsible for recording practices and games and then distributing the tapes to the coaching staff and front office personnel for review. His experience includes stints as an intern with the Falcons in 2005 and with the University of Arkansas as a student assistant in 2004. Tiemann earned his degree in Broadcast Journalism from the University of Arkansas. He lives in Buford, Georgia.




STAFF



Jamar Fulton enters his first season with Falcons as a video assistant. His duties include copying game footage, taping practice, working on the team's editing software system and delivering necessary footage to coaches and players.



Karl Pierburg enters his eighth season with Falcons as the team's Director of Football Systems/Special Projects. Prior to arriving in Atlanta, Pierburg worked for the Chicago Bears for three seasons as IT manager for football systems. During his time in Chicago, he handled extensive development work on coaching systems and college and pro scouting systems. He developed a system that allowed area scouts to manage rosters, write scouting reports and access other pertinent information. Karl is a graduate of Illinois Wesleyan University with a double major in Mathematics and Computer Science. He was a four-year letterman in football, earning first team honors as an offensive guard while also being named to the academic all-conference first team. Karl and his wife, Kathy, have two young daughters, Anna, and Ellie, and a young son, Jonathan.



Devin Bonik enters his first season with the Falcons as Assistant to the Head Coach, providing administrative help to Head Coach Mike Smith. Bonik held the same position last season with Tennessee Titans, aiding in coaching staff decisions, personnel evaluation, and coordinating the Titans' practice schedule and football calendar. He spent seven seasons with the Jacksonville Jaguars from 2003-09, working under Head Coach Jack Del Rio.



STAFF



Rob Geoffroy begins his seventh season as the team's Controller with a strong background in sports business management, accounting, finance, and operations. Concurrently, Geoffroy is the Chief Financial Officer of the Falcons Retail and Falcons Physical Therapy businesses. He also served in the same capacity with the Georgia Force of the AFL from 2006-2008. Geoffroy began his career with the NBA's Boston Celtics in the finance department and then moved over to accounting for the NHL's New Jersey Devils Stanley Cup Championship in 1995 before returning to the Celtics. He left the Celtics after a total of nine seasons as Director of Accounting & Operations to become the Chief Financial Officer and Chief Operating Officer of International Healthcare. A graduate of Bentley College, Geoffroy and his wife, Jennifer, have two daughters, Kathryn and Samantha. The Geoffroy family resides in Suwanee, Georgia.



Mike Gilsenan begins his eighth season with the team and has more than 15 years of experience in the sports ticketing industry. In his current capacity, he oversees the management of all Falcons seat inventory and yearly seat relocation program, among other duties. He joined the Falcons in 2005 following a 10-year career with the NHL's Carolina Hurricanes where he most recently was the Director of Ticket Operations. Gilsenan started his career in sports in 1995 with the Hartford Whalers as a ticket sales intern and sales executive. When the team later relocated to Raleigh, North Carolina, he was tabbed to create and manage the team's ticket operations in the newly built RBC Center. Raised in Connecticut, he received his Bachelors degree from Clemson University. Gilsenan and his wife, Keri, are proud parents of Mackenzie (7) and Jack (8). The Gilsenans reside in Powder Springs, Georgia.



Frank Kleha embarks on his 26th season with the Falcons and eighth year in his role as Senior Director of Media Relations. Some of Kleha's duties include setting up media interviews for players, coaches and front office personnel with local and national reporters from newspapers, television, radio stations, and respected internet sites. Kleha works directly on the yearly programming needs of broadcasting partners, CBS Atlanta, and Star 94, and is also the club's publications Managing Editor for the media guide, NFL program, and yearbook. Kleha is a graduate of George Mason University. For the past four seasons, Kleha has been part of a department that was a finalist for Pete Rozelle Award by PFWA for outstanding service to media. He and his wife, Wendy, live with their son, Cody, and daughter, Allie, in Roswell, Georgia.



Debbie Knowlan enters her fifth season with the Falcons after joining the team in November of 2008 as the Director of Ticket Services. In this role, she is responsible for the dedicated service team to assist and personalize the experience for Falcons season ticket holders. Prior to joining the organization, Knowlan served as the Director of Season Ticket Services and Retention for the Miami Heat of the NBA, working in a similar capacity. She also worked for The Ritz-Carlton Hotel Company in St. Thomas, U.S. Virgin Islands as the Manager of Guest Activities and in Miami at the Caribbean & Mexico corporate office as a Sales and Marketing Coordinator. Knowlan graduated from Indiana University with a B.S. in Parks and Recreation with an emphasis toward management. She resides in Atlanta, Georgia.



STAFF



Dan Levak begins his 13th season with the Falcons in 2011. In his current role, Levak directs the Falcons interactive marketing efforts, including the evaluation of emerging technology, managing the digital media staff and maintaining a cutting-edge postproduction digital video studio. Under his guidance, Atlantafalcons.com was named "best overall NFL website" by the NFL Internet Network in 2005. The Cleveland, Ohio native holds a bachelor's degree in Business Psychology and minor in Journalism from Miami University. He also completed his postgraduate work in public relations at Ohio State University. Following a year covering the Browns, Indians and Cavaliers for *The Cleveland Plain Dealer's* online property, www.cleveland.com, Levak joined the Falcons as an Interactive Producer in 2000. He and his wife, Christine, reside in Flowery Branch, Georgia.



Don Rovak enters his fifth season as Director of Ticket Sales and Service with the Falcons. In Rovak's first three years, his staff has led the NFL by selling more new season tickets than any other team in the league in each of his two years with the club. In addition to the season ticket initiative, the Falcons new group sales department achieved top results working with area youth leagues, non-profits, and other regional partners. Previously, Rovak was Vice President of Marketing & Ticketing for the Memphis Redbirds Triple A baseball team. Under his leadership, the Redbirds opened AutoZone Park and finished first or second in ballpark attendance each year. Before the Redbirds, he created a new ticket sales department at the Memphis Motorsports Park. Rovak graduated from Indiana University and he and his wife, Carrie, reside in Atlanta with their two sons, Jared and Dustin.



Kendyl Baugh Moss begins her 10th season with the Falcons and the fifth as Director of Community Relations. In this capacity, Moss is responsible for community initiatives, player outreach and youth football programming. She assumes this position after three years of serving as the Manager of Event Marketing for the Falcons and one year as Program Officer for the Atlanta Falcons Youth Foundation. Prior to her role with the Falcons, Moss was the Assistant Director of the NCAA Division I Men's Basketball Championship and Final Four. Before working with the NCAA, she served as the Assistant Director of Championships/Marketing for Conference USA. Moss earned her B.S. in Speech Communications at the University of Texas. She also holds a M.A. in Corporate Communications from DePaul University. Moss and her husband, Cory, reside in Smyrna, Georgia with their son, Kellen, and daughter, Kolby.



Spencer Treadwell enters his 10th season as the Falcons Director of Logistics & Facilities. Treadwell continues to oversee all the logistical operations for the Falcons, including team travel, training camp, game operations and supervises the Falcons headquarters in Flowery Branch. Treadwell will also serve as a liaison between football operations and the organization as a whole. His main task will be to coordinate the team's various intradepartmental efforts. Treadwell also served as the NFL liaison for the league during Super Bowl XLIII. He joined the organization's marketing department in 1995 and transitioned into logistics during the Falcons run to Super Bowl XXXVIII in 1998. Treadwell is a graduate of Tucker High School and received his Business Administration degree from Presbyterian College in 1995. Treadwell and his wife, Julie, are the proud parents of two daughters, Avery and Alli, and one son, Zach. The Treadwells reside in Buford, Georgia.



STAFF



Karen Walters enters her ninth season with the Falcons and third as Director of Human Resources. Walters was hired by the club in 2003 as Human Resources Manager. She boasts over 20 years of service in the human resources field and her career began at the age of 19 as a human resources intern with Unisys Corporation, a Fortune 100 IT firm. After graduating from Oglethorpe University in 1989 with a Bachelor of Arts degree in Business Administration and Behavioral Science, Walters joined Electrolux Corporation as a Benefits Administrator. Her current role with the Falcons involves implementing a comprehensive human resources strategy across all of the Arthur M. Blank Family of Businesses, including strategies such as associate development, performance management, and succession planning. Walters and her husband, Tommy, have one daughter, Madalyn (16), and a son, Ross (13), and reside in Dawsonville, Georgia.







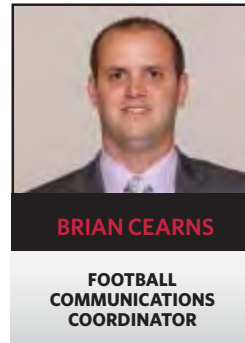


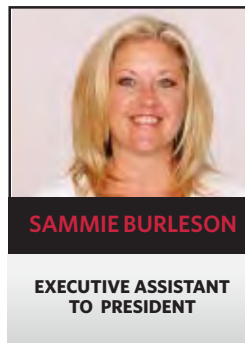


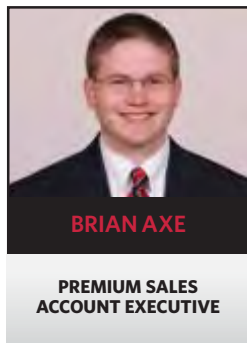
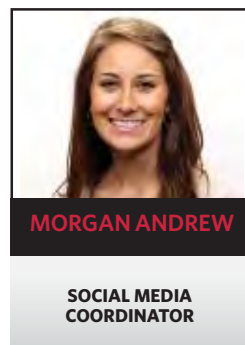

Roddy White is a veteran of 16 years in the NFL and various major sporting events. He begins his 11th season as Director of Event Marketing with the Falcons. White is responsible for the club's special events, game presentation, creative services, mascot program, cheerleading program, advertising and promotions. Under White's stewardship, the Falcons have attracted star acts in various music genres such as James Brown, Ashanti, Sugarland, The Temptations, Travis Tritt, Ludacris, LeAnn Rimes, NeYo and the Pointer Sisters as regular performers at home games. Prior to his appointment with the Falcons, he spent six seasons with the Jacksonville Jaguars as the club's Director of Special Events and Promotions. A graduate of the University of Georgia, he lives with his wife, Patti, and daughters, Whitney and Sydney, in Alpharetta, Georgia.



Kevin Winston begins his eighth season with the Falcons in 2011. Before his arrival in Atlanta, he spent five seasons with the New York Jets in the player development department. In 2008, Winston and the Falcons were the winners of the Outstanding Career Development Program, which focuses on players gaining exposure to business opportunities, interests outside of football and work in the community. He also oversaw an '08 rookie class that won the Rookie Class Commitment Award. Some of Winston's responsibilities include helping players with career counseling, financial & family matters and post-football career options. He also coordinates alumni relations for the club. The NFL has honored Winston with the "most outstanding player development department" in 2003-04 in New York. Kevin and his wife, Dana have one son, Matthew Kevin.



STAFF





STAFF




JOHN HEDLEY

MAINTENANCE
ASSISTANT



LEE HENDRICKSON

HUMAN RESOURCES
SPECIALIST



CHATO HENDRIX

CHEERLEADER
COORDINATOR



JIM HEWITT

SUPERINTENDENT
OF GROUNDS
MAINTENANCE



REBECCA HILL

COORDINATOR
OF SCOUTING
ADMINISTRATION



MELANIE HOBBS

EXECUTIVE
ASSISTANT



DAVID JOHNSON

DIGITAL MEDIA
PRODUCTION MANAGER



BRENDA JOHNSTON

EXECUTIVE ASSISTANT
TO HEAD COACH



NISHA JOSEPH

SENIOR COORDINATOR
RETAIL SALES & INVENTORY



LINDSEY KEADLE

ONLINE FULFILLMENT
& MERCHANDISE
COORDINATOR



DEVIN KING

DESKTOP TECHNICIAN



ERIC KISTLER

PREMIUM SALES
MANAGER



JOHN KVIDT

TICKET OPERATIONS
ASSISTANT



MATT LANGE

GRAPHIC DESIGNER



DIANNE LAREAU

HUMAN RESOURCES
COORDINATOR



KIM LEONE

ADMINISTRATIVE
ASSISTANT




BRIDGET MADDOX

CUSTOMER SERVICE
EXECUTIVE



CHRIS MAYS

FACILITIES
COORDINATOR



DAVID MCDONALD

FOOTBALL SYSTEMS
PROGRAMMER/ANALYST



BOB MCDONOUGH

DIRECTOR OF
SECURITY



STAFF



MATT MCNAMARA

SENIOR TECHNOLOGY
SERVICE ENGINEER



CHRIS MILLMAN

COMMUNITY RELATIONS
& YOUTH PROGRAMS
MANAGER



MAEGAN MOGUEL

CORPORATE PARTNERSHIP
EXECUTIVE



MATT MOORE

VIDEO SERVICES
COORDINATOR



LAURA GODSEY MOORE

EXECUTIVE ASSISTANT
TO GENERAL MANAGER



WALLACE NORMAN

PAYROLL & BENEFITS
MANAGER



PIERCE NUNNERY

ACCOUNT SERVICE
EXECUTIVE



JORDAN OTTO

GROUP
SALESEXECUTIVE



WARREN PARR

GROUP
SALES MANAGER



BILLIE JO REYNOLDS

EXECUTIVE ASSISTANT
COACHING STAFF



TAMEKA RISH

CORPORATE PARTNERSHIP
MANAGER



KEITH ROBERTS

TICKET SALES
ACCOUNT EXECUTIVE



KAY SCOTT

NEW BUSINESS
DEVELOPMENT EXECUTIVE



LIZ REYNOLDS

COMMUNITY RELATIONS
COORDINATOR



GENE SHATLOCK

TICKET SALES ACCOUNT
EXECUTIVE



ERIKA SHAW

SALES & SERVICE
COORDINATOR



TRON STAMPER

EVENT MARKETING
COORDINATOR



KEVIN STRADA

SENIOR
ACCOUNTANT



KRISTEN THOMPSON

MARKETING
ASSISTANT



STAFF

Headquarters

4400 Falcon Parkway
Flowery Branch, Georgia 30542

Office of the Owner

Owner & Chairman Arthur M. Blank
Executive Administrative Manager Angelia Davis
Executive Vice President-Chief of Staff Kim Shreckengost
Director of Security Bob McDonough

Office of the President

President & CEO Rich McKay
Executive Assistant Sammie Burleson

Office of the General Manager

General Manager Thomas Dimitroff
Executive Assistant Laura Godsey Moore

Athletic Training/Medical

Director of Athletic Performance Jeff Fish
Assistant Strength and Conditioning Jonas Beauchemin
Assistant Strength and Conditioning A.J. Neibel
Head Athletic Trainer Marty Lauzon
Assistant Athletic Trainer Danny Long
Team Physician Dr. Spero Karas

Atlanta Falcons Youth Foundation

President Penelope McPhee
Vice President of Sports Philanthropy & Affiliated Programs John Bare

Coaching

Head Coach Mike Smith
Executive Assistant to the Head Coach Brenda Johnston
Assistant to Head Coach/Offense Devin Bonik
Executive Assistant/Coaching Staff Billie Jo Reynolds
Defensive Coordinator Mike Nolan
Offensive Coordinator Dirk Koetter
Special Teams Coordinator Keith Armstrong
Assistant Special Teams Eric Sutulovich
Quarterbacks Glenn Thomas
Defensive Line Ray Hamilton
Linebackers Glenn Pires
Secondary Tim Lewis
Defensive Backs Joe Danna
Offensive Line Pat Hill
Assistant Offensive Line Paul Dunn
Running Backs Gerald Brown
Tight Ends Chris Scelfo
Wide Receivers Terry Robiskie
Offensive Assistant Andrew Weidinger
Defensive Assistant Mark Collins



STAFF

Communications

Vice President of Football Communications Reggie Roberts
Senior Director of Media Relations Frank Kleha
Football Communications Coordinator Brian Cearn
Football Communications Coordinator Matt Haley
Team Photographer Jimmy Cribb

Community Relations

Director of Community Relations Kendyl Baugh Moss
Administrative Assistant Kim Leone
Community Relations & Youth Programs Manager Chris Millman
Community Relations Coordinator Liz Reynolds
Cheerleader Coordinator Chato Hendrix

Equipment

Equipment Manager Brian Boigner
Assistant Equipment Managers Jimmy Hay, Jimmy Luck, Kenny Osuwah

Event Marketing

Director of Event Marketing Roddy White
Creative Services Manager Michael Benford
Graphic Designer Matt Lange
Senior Event Marketing Coordinator Hamzah Ahmad
Event Marketing Coordinator Tron Stamper
Mascot Coordinator Jeremy Legg

Facilities

Director of Logistics & Facilities Spencer Treadwell
Facilities Coordinator Chris Mays
Superintendent of Building Maintenance Joe Choate
Assistant Superintendent of Building Maintenance John Hedley
Superintendent of Grounds Maintenance Jim Hewitt
Administrative Assistant/Receptionist Kim Leone

Finance

Senior Vice President & CFO Greg Beadles
Controller/CFO Retail Rob Geoffroy
Payroll & Benefits Manager Wallace Norman
Accounting Manager Kevin Strada
Office Administrator Carolyn Cathey
Staff Accountant Alex Falgiano
Executive Assistant Melanie Hobbs

Football Operations

Director of Player Personnel Dave Caldwell
Coordinator of Scouting Administration Rebecca Hill
Associate Director of Player Personnel Lionel Vital
Director of Pro Scouting DeJuan Polk
Eastern Regional Scout Marvin Allen
Western Regional Scout Mark Olson
Area Scouts Shepley Heard, Anthony Robinson,
..... Michael Ross, Steve Sabo
Pro Scout Bob Kronenberg
Scouting Assistant Mike Potts
Director of Football Administration Nick Polk
Salary Cap/Player Personnel Assistant Chase Falivene



STAFF

Human Resources

Director of Human Resources	Karen Walters
Human Resources Specialist	Lee Henrickson
Human Resources Coordinator	Dianne Lareau

Information Technology

Vice President of Information Technology	Danny Branch
Director of Football Systems/Special Projects	Karl Pierburg
Senior Technical Services Engineer	Matt McNamara
Desktop Technician	Devin King
Football Systems Prog./Analyst	David McDonald
Desktop Support Assistant	Philip Arms

Logistics/Travel

Director of Logistics and Facilities	Spencer Treadwell
--------------------------------------	-------------------

Marketing/Sales

Senior Vice President of Sales & Marketing	Jim Smith
Marketing Assistant	Kristen Thompson
Vice President of Sponsorship Sales and Service	Tim Zulawski
Business Development Executive	Jorge Cimadevilla
Business Development Executive	Mace Aluia
New Business Development Executive	Kay Scott
Stadium Retail Operations and Distribution Manager	Ryan Hart
Sponsorship Executive	Michael Burrell
Senior Coordinator of Retail Sales	Nisha Joseph
Online Fulfillment & Merchandise Coordinator	Lindsey Keadle
Corporate Partnership Manager	Tameka Rish
Senior Corporate Partnership Executive	Peyton Gallagher
Corporate Partnership Executive	Stephanie Byron
Corporate Partnership Executive	Maegan Moguel
Director of New Media	Dan Levak
New Media Producer	Jay Adams
Social Media Coordinator	Morgan Andrew
Digital Media Production Manager	David Johnson
Video Services Coordinator	Matt Moore
Video Production Coordinator	Robert Gilkes

Player Development

Senior Director of Player Development	Kevin Winston
---------------------------------------	---------------

Ticket Sales and Service

Premium Seat Sales Manager	Travis Pellemounter
Group Sales Manager	Warren Parr
Director of Ticket Sales & Service	Don Rovak
Ticket Sales Account Executives	Eugene Shatlock, Keith Roberts
Director of Ticket Operations	Mike Gilsenan
Ticket Accounting Manager	Connie Bonner
Ticket Operations Assistants	Janeen Denhaese, John Kvidth
Director of Season Ticket Services	Debbie Knowlan
Account Service Executives	Bridget Maddox, Erika Shaw
Premium Sales Manager	Eric Kistler
Account Service Executive	Pierce Nunnery
Group Sales Executive	Jordan Otto

Video

Video Director	Mike Crews
Video Assistants	Phillip Tiemann, Jamar Fulton

RISE UP




VETERAN PLAYERS






VETERAN PLAYERS




**JOHN
ABRAHAM**

DEFENSIVE END



PRO BOWL YEARS
2010, 2004, 2002, 2001



55

HT: 6' 4" WT: 263 NFL EXP: 13 ACQ: TR-'06 (NYJ) 7TH YEAR WITH FALCONS

BIRTHDATE: 5/6/78 COLLEGE: UNIVERSITY OF SOUTH CAROLINA

TRANSACTIONS

- Originally selected as a first round (13th pick overall) draft choice by the New York Jets in the 2000 NFL Draft, which was acquired in a trade with Tampa Bay. In exchange for WR Keyshawn Johnson, the Jets obtained first round draft choices #13 and #27 (TE Anthony Becht). Abraham was the third linebacker taken overall in 2000 (following Washington's selection of LaVar Arrington and Chicago's pick of Brian Urlacher).
- Traded to the Falcons in exchange for Atlanta's 2006 first round pick (#29), which was acquired from Denver.
- Re-signed by the Falcons on March 16, 2012.

2011 (FALCONS)

- Recorded 31 tackles (24 solo) with 9.5 sacks, four forced fumbles and one fumble recovery in 2011, including a season-high 3.5 sacks in a Week 15 win over the Jacksonville Jaguars.
- Last season, he moved into a tie second on the team's all-time sack list when he notched one sack against the Buccaneers in Week 17. He is the shortest-tenured Falcons player ranked on the list and is one half sack shy of passing Chuck Smith for sole possession of second place.
- Recorded two tackles and a forced fumble against the Eagles (9/18).
- Collared one tackle and two quarterback hits at Seattle (10/2).
- Posted one tackle against Tampa Bay (9/25).
- Inactive vs. Green Bay (10/9) due to injury (hip).
- Tallied two tackles and one quarterback hit vs. Carolina (10/16).
- Recorded two tackles, one tackle for loss and one sack at Detroit (10/23).
- Collared two tackles (one solo) at Indianapolis (11/6).
- Notched four tackles (three solo) and two tackles for loss vs. New Orleans (11/13).



In 2008, Abraham set a Falcons franchise record with 16.5 sacks topping Joel Williams previous record of 16, set in 1980.

- Recorded three tackles and a sack vs. Tennessee (11/20).
- Tallied four tackles (one solo) and one quarterback hit vs. Minnesota (11/27).
- Registered one sack, one tackle for loss and one pass defended at Houston (12/4).
- Posted three tackles at Carolina (12/11).
- Recorded his 26th career multi-sack game vs. Jacksonville (12/15), after tallying five tackles, three and a half sacks, two forced fumbles and one tackle for loss.
- Assisted on one tackle at New Orleans (12/26).
- Notched one sack (six yards), one forced fumble and one fumble recovery in addition to one tackle vs. Tampa Bay (1/1).
- Collared four tackles and one sack (seven yards) at New York (1/8).

CAREER

- Enters the 2012 season ranked tied for second in club history with 58.5 sacks.
- Is the NFL's active sack leader with 112.0 career sacks. He is also one of four active players with 100 or-more career sacks.
- Earned Associated Press first-team All-Pro honors after leading the Falcons and ranking fifth in the NFL with 13 sacks in 2010.
- Became the 25th player in NFL history to record 100-or-more sacks in a career in 2010 and his 112.0 sacks rank 16th in League annals.
- Has recorded 26 multi-sack games in his 12 NFL seasons. His teams are 20-6 when he records two-or-more sacks, including a 12-2 record with the Falcons.



VETERAN PLAYERS

- Named 2008 Associated Press second-team All-Pro.
- Set a franchise record with 16.5 sacks in 2008 while finishing third in the NFL in the category. Totaled three-sack performances in Weeks 1, 9 and 15.
- Led the Falcons with 10.0 sacks in 2007, marking the fourth time in his career he has recorded double-digit sack seasons. It was also Atlanta's first double-digit sack year since 2005. Abraham became the sixth Falcons player in franchise history to finish with a double-digit sack season.
- Ranks second in the league among active players in sacks from 2000-2010 with 102.5.
- His 38 career forced fumbles rank third in NFL history.
- A four-time Pro Bowl selection at defensive end (2001, 2002, 2004 and 2010).
- Named NFC Defensive Player of the Week (1) in the season opener against Carolina in 2006, marking the third time he had received Player of the Week honors in his career – AFC Defensive Player of the Week: 2001 (9), 2004 (4).
- Earned Player of the Month on two occasions in his career – 2001 (November), 2004 (October).
- Tied a Jets franchise record (Joe Klecko and Mark Gastineau) for the most sacks in a game when he dropped Saints QB Aaron Brooks four times (11/4/01) at the Superdome in a Jets' win.

COLLEGE

- Graduated ranking second on South Carolina's career-record list with 23.5 sacks after leading the team in sacks all four years.
- Received the Joe Morrison Memorial Award for defense, and was named team MVP and the recipient of the Captain's Cup Award as a senior. Recorded 60 tackles, six sacks, five forced fumbles, one fumble recovery, one pass defensed and blocked a field goal attempt in 10 starts. Also earned All-America Dream Team honors and was an All-SEC selection in his final season.

PERSONAL

- Earned all-state and all-region honors as a defensive end at Lamar (Timmonsville, SC) High School.
- Excelled in track and won his regional 100 & 200-meter dash titles in high school.
- John was raised by his mother, Maggie Abraham, and has two daughters, Endraya and Ayumi.
- Born John Abraham on May 6, 1978 in Timmonsville, South Carolina.

EXTRA POINTS

- Regularly donates to Atlanta's Hosea Feed the Hungry event during the Thanksgiving holidays. His contributions help feed hundreds of Atlanta's less fortunate during annual holiday event.
- Participated in the Extra Yard partnership program and purchased 40 season tickets and t-shirts for the Ultimate Athletic Association, a local youth football and recreation association located in East Point, GA.
- Regularly donates to the Atlanta After School All Star program.



VETERAN PLAYERS

ABRAHAM'S CAREER DEFENSIVE STATISTICS

YEAR	GP/GS	TK	SO	AST	SK	YDS	INT	YDS	LG	TD	PD	FF	FR	YDS	TD
2000	NYJ 6/0	12	8	4	4.5	34.0	0	0	0	0	0	2	0	0	0
2001	NYJ 16/15	82	58	24	13.0	58.5	0	0	0	0	0	6	3	7	1
2002	NYJ 16/16	82	52	30	10.0	54.0	0	0	0	0	2	1	0	0	0
2003	NYJ 7/5	37	27	10	6.0	38.0	0	0	0	0	0	1	0	0	0
2004	NYJ 12/12	48	33	15	9.5	60.0	0	0	0	0	2	3	1	0	0
2005	NYJ 16/15	67	48	19	10.5	75.0	0	0	0	0	2	6	1	0	0
2006	ATL 8/7	20	16	4	4.0	44.0	0	0	0	0	1	4	0	0	0
2007	ATL 16/16	41	28	13	10.0	61.0	0	0	0	0	4	4	0	0	0
2008	ATL 16/16	42	35	7	16.5	109.5	0	0	0	0	1	4	0	0	0
2009	ATL 16/15	44	35	9	5.5	23.0	0	0	0	0	1	1	0	0	0
2010	ATL 15/15	43	37	6	13.0	80.0	1	0	0	0	4	2	0	0	0
2011	ATL 15/15	31	24	7	9.5	70.5	0	0	0	0	2	4	1	0	0
TOTAL	159/147	549	401	148	112.0	707.5	1	0	0	0	19	38	6	7	1

ABRAHAM'S CAREER POSTSEASON STATISTICS

YEAR	GP/GS	TK	SO	AST	SK	YDS	INT	YDS	LG	TD	PD	FF	FR	YDS	TD
2001	NYJ 1/1	2	1	1	0.0	0.0	0	0	0	0	0	0	0	0	0
2002	NYJ 2/2	11	7	4	2.0	20.0	0	0	0	0	1	0	0	0	0
2008	ATL 1/1	1	1	0	0.0	0.0	0	0	0	0	1	0	0	0	0
2010	ATL 1/1	1	1	0	1.0	10.0	0	0	0	0	0	0	0	0	0
2011	ATL 1/1	4	4	0	1.0	7.0	0	0	0	0	0	0	0	0	0
TOTAL	6/6	19	14	5	4.0	37.0	0	0	0	0	2	0	0	0	0

- Additional Statistics: Three special teams tackles in 2000, one fumble recovery for seven-yard touchdown at Buffalo (10/8/01), one blocked punt at Carolina (9/28/08).

ABRAHAM'S BEST GAMES

TACKLES	SACKS	FORCED FUMBLES	TOUCHDOWNS
13 vs. JAX (9/25/05)	4 @ NO (11/4/01)	2 vs. CAR (9/10/06)	1 @ BUF (10/8/01)
11 vs. KC (11/11/01)	3.5 vs. JAX (12/15/11)	2 vs. OAK (12/11/05)	
10 vs. NO (11/25/02)	3.5 @ PHI (10/26/03)		

ABRAHAM'S BEST POSTSEASON GAMES

TACKLES	SACKS	PASSES DEFENSED
7 @ OAK (1/12/03)	1 @ NYG (1/8/12)	1 @ OAK (1/12/03)
	1 @ OAK (1/12/03)	
	1 vs. IND (1/4/03)	



VETERAN PLAYERS

2011 GAME-BY-GAME										
DATE	OPP	TK	SO	SK	YDS	INT	YDS	FF	FR	PD
9/11	@ CHI	0	0	2.0	12.0	0	0	0	0	1
9/18	PHI	2	2	0.0	0.0	0	0	1	0	0
9/25	@ TB	1	1	0.0	0.0	0	0	0	0	0
10/2	@ SEA	1	1	0.0	0.0	0	0	0	0	0
10/9	GB	INACTIVE								
10/16	CAR	2	2	0.0	0.0	0	0	0	0	0
10/23	@ DET	2	2	1.0	5.0	0	0	0	0	0
11/6	@ IND	2	1	0.0	0.0	0	0	0	0	0
11/13	NO	4	3	0.0	0.0	0	0	0	0	0
11/20	TEN	3	3	1.0	7.0	0	0	0	0	0
11/27	MIN	4	1	0.0	0.0	0	0	0	0	0
12/4	@ HOU	0	0	1.0	5.0	0	0	0	0	1
12/11	@ CAR	3	3	0.0	0.0	0	0	0	0	0
12/15	JAX	5	4	3.5	35.5	0	0	2	0	0
12/26	@ NO	1	0	0.0	0.0	0	0	0	0	0
1/1	TB	1	1	1.0	6.0	0	0	1	1	0
TOTALS		CAREER								

2011 POSTSEASON										
DATE	OPP	TK	SO	SK	YDS	INT	YDS	FF	FR	PD
1/8	@ NYG	4	4	1.0	7.0	0	0	0	0	0
TOTALS		4	4	1.0	7.0	0	0	0	0	0

2010 GAME-BY-GAME										
DATE	OPP	TK	SO	SK	YDS	INT	YDS	FF	FR	PD
9/12	PIT	2	2	1.0	6.0	0	0	0	0	1
9/19	ARI	2	1	0.0	0.0	0	0	0	0	0
9/26	@ NO	4	4	1.0	8.0	0	0	0	0	0
10/3	SF	1	1	0.0	0.0	0	0	0	0	0
10/10	@ CLE	5	4	2.0	15.0	0	0	0	0	0
10/17	@ PHI	1	1	0.0	0.0	0	0	0	0	0
10/24	CIN	2	2	2.0	18.0	0	0	0	0	1
11/7	TB	2	0	0.0	0.0	0	0	0	0	0
11/11	BAL	4	4	2.0	11.0	0	0	0	0	1
11/21	@ STL	INACTIVE								
11/28	GB	3	3	1.0	3.0	0	0	1	0	0
12/5	@ TB	3	2	0.0	0.0	0	0	0	0	0
12/12	@ CAR	4	3	2.0	6.0	0	0	1	0	0
12/19	@ SEA	5	4	1.0	7.0	0	0	0	0	0
12/27	NO	5	4	1.0	6.0	1	0	0	0	1
1/2	CAR	0	0	0.0	0.0	0	0	0	0	0
TOTALS		43	37	13.0	80.0	1	0	2	0	4

2010 POSTSEASON										
DATE	OPP	TK	SO	SK	YDS	INT	YDS	FF	FR	PD
1/15	GB	1	1	1.0	10.0	0	0	0	0	0
TOTALS		1	1	1.0	10.0	0	0	0	0	0

2009 GAME-BY-GAME										
DATE	OPP	TK	SO	SK	YDS	INT	YDS	FF	FR	PD
9/13	MIA	6	6	2.0	7.0	0	0	0	0	0
9/20	CAR	3	2	0.0	0.0	0	0	0	0	0
9/27	@ NE	2	2	0.0	0.0	0	0	0	0	0
10/11	@ SF	4	3	1.0	6.0	0	0	0	0	0
10/18	CHI	3	3	0.0	0.0	0	0	0	0	0
10/25	@ DAL	2	1	0.0	0.0	0	0	0	0	0
11/2	@ NO	0	0	0.0	0.0	0	0	0	0	0
11/8	WSH	4	3	0.5	3.0	0	0	0	0	0
11/15	@ CAR	2	2	0.0	0.0	0	0	0	0	0
11/22	@ NYG	3	1	0.0	0.0	0	0	0	0	1
11/29	TB	3	2	0.0	0.0	0	0	0	0	0
12/6	PHI	0	0	0.0	0.0	0	0	0	0	0
12/13	NO	3	3	0.0	0.0	0	1	0	0	0
12/20	@ NYJ	1	1	1.0	7.0	0	0	0	0	0
12/27	BUF	3	3	1.0	0.0	0	0	0	0	0
1/3	@ TB	5	3	0.0	0.0	0	0	0	0	0
TOTALS		44	35	5.5	23.0	0	0	1	0	1

2008 GAME-BY-GAME										
DATE	OPP	TK	SO	SK	YDS	INT	YDS	FF	FR	PD
9/7	DET	5	4	3.0	16.0	0	0	0	0	0
9/14	@ TB	2	2	1.0	5.0	0	0	1	0	0
9/21	KC	2	2	2.0	11.0	0	0	1	0	0
9/28	@ CAR	1	0	0.0	0.0	0	0	0	0	0
10/5	@ GB	6	5	1.0	5.0	0	0	0	0	0
10/12	CHI	3	3	0.0	0.0	0	0	0	0	0
10/26	@ PHI	2	0	0.0	0.0	0	0	0	0	0
11/2	@ OAK	5	5	3.0	16.0	0	0	1	0	0
11/9	NO	2	2	1.0	6.0	0	0	0	0	1
11/16	DEN	1	1	0.0	0.0	0	0	0	0	0
11/23	CAR	3	3	1.0	8.0	0	0	0	0	0
11/30	@ SD	1	1	0.5	4.5	0	0	0	0	0
12/7	@ NO	1	1	0.0	0.0	0	0	0	0	0
12/14	TB	3	3	3.0	33.0	0	0	0	0	0
12/21	@ MIN	4	3	1.0	5.0	0	0	1	0	0
12/28	STL	1	0	0.0	0.0	0	0	0	0	0
TOTALS		42	35	16.5	109.5	0	0	4	0	1

2008 POSTSEASON										
DATE	OPP	TK	SO	SK	YDS	INT	YDS	FF	FR	PD
1/3	@ ARI	1	1	0.0	0.0	0	0	0	0	0
TOTALS		1	1	0.0	0.0	0	0	0	0	0

2007 GAME-BY-GAME										
DATE	OPP	TK	SO	SK	YDS	INT	YDS	FF	FR	PD
9/9	@ MIN	3	1	0.0	0.0	0	0	0	0	0
9/16	@ JAX	3	1	1.0	7.0	0	0	0	0	1
9/23	CAR	6	2	2.0	17.0	0	0	0	0	0
9/30	HOU	3	3	1.0	6.0	0	0	1	0	0
10/7	@ TEN	2	1	0.0	0.0	0	0	0	0	0
10/15	NYG	1	1	1.0	0.0	0	0	1	0	1
10/21	@ NO	2	1	0.0	0.0	0	0	0	0	1
11/4	SF	2	2	1.0	6.0	0	0	1	0	0
11/11	@ CAR	2	1	0.0	0.0	0	0	0	0	1
11/18	TB	2	2	1.0	5.0	0	0	0	0	0
11/22	IND	2	2	0.0	0.0	0	0	0	0	0
12/2	@ STL	4	2	0.0	0.0	0	0	0	0	0
12/10	NO	2	2	0.0	0.0	0	0	0	0	0
12/16	@ TB	2	2	1.0	9.0	0	0	0	0	0
12/23	@ ARI	2	2	0.0	0.0	0	0	0	0	0
12/30	SEA	3	3	2.0	11.0	0	0	1	0	0
TOTALS		41	28	10.0	61.0	0	0	4	0	4

2006 GAME-BY-GAME										
DATE	OPP	TK	SO	SK	YDS	INT	YDS	FF	FR	PD
9/10	@ CAR	6	5	2.0	20.0	0	0	2	0	1
9/17	@ TB	INACTIVE								
9/25	@ NO	INACTIVE								
10/1	ARI	INACTIVE								
10/15	NYG	2	2	1.0	12.0	0	0	1	0	0
10/22	PIT	INACTIVE								
10/29	@ CIN	INACTIVE								
11/5	@ DET	INACTIVE								
11/12	CLE	INACTIVE								
11/19	@ BAL	INACTIVE								
11/26	NO	1	1	0.0	0.0	0	0	0	0	0
12/3	@ WAS	4	3	0.0	0.0	0	0	0	0	0
12/10	@ TB	5	3	1.0	12.0	0	0	1	0	0
12/16	DAL	1	1	0.0	0.0	0	0	0	0	0
12/24	CAR	0	0	0.0	0.0	0	0	0	0	0
12/31	@ PHI	1	1	0.0	0.0	0	0	0	0	0
TOTALS		20	16	4.0	44.0	0	0	4	0	1



VETERAN PLAYERS

2005 GAME-BY-GAME										
DATE	OPP	TK	SO	SK	YDS	INT	YDS	FF	FR	PD
9/11	@ KC	4	3	1.0	9.0	0	0	0	0	1
9/18	MIA	5	2	1.0	6.0	0	0	1	0	1
9/25	JAX	13	10	1.0	5.0	0	0	1	0	0
10/2	@ BAL	6	4	0.0	0.0	0	0	0	0	0
10/9	TB	1	1	0.0	0.0	0	0	0	0	0
10/16	@ BUF	1	1	0.0	0.0	0	0	0	0	0
10/24	@ ATL	4	3	1.5	4.0	0	0	0	0	0
11/6	SD	2	1	1.0	8.0	0	0	1	0	0
11/13	@ CAR	9	6	0.0	0.0	0	0	0	0	0
11/20	@ DEN	4	3	0.0	0.0	0	0	0	0	0
11/27	NO	1	1	0.0	0.0	0	0	0	0	0
12/4	@ NE	3	2	1.0	11.0	0	0	0	0	0
12/11	OAK	4	3	2.0	15.0	0	0	2	1	0
12/18	@ MIA	5	4	0.0	0.0	0	0	0	0	0
12/26	NE	3	2	1.0	7.0	0	0	0	0	0
1/1	BUF	2	2	1.0	10.0	0	0	1	0	0
TOTALS										

2004 GAME-BY-GAME										
DATE	OPP	TK	SO	SK	YDS	INT	YDS	FF	FR	PD
9/12	CIN	2	0	1.0	10.0	0	0	0	0	0
9/19	@ SD	0	0	0.0	0.0	0	0	0	0	0
10/3	@ MIA	4	3	2.0	7.0	0	0	1	1	1
10/10	BUF	6	6	3.0	18.0	0	0	0	0	0
10/17	SF	3	3	1.0	4.0	0	0	0	0	1
10/24	@ NE	3	2	0.5	4.5	0	0	1	0	0
11/1	MIA	3	2	1.0	9.0	0	0	1	0	0
11/7	@ BUF	1	1	0.0	0.0	0	0	0	0	0
11/14	BAL	8	6	1.0	7.5	0	0	0	0	0
11/21	@ CLE	6	3	0.0	0.0	0	0	0	0	0
11/28	@ AR	9	5	0.0	0.0	0	0	0	0	0
12/5	HOU	3	0	0.0	0.0	0	0	0	0	0
12/12	@ PIT				INACTIVE					
12/19	SEA				INACTIVE					
12/26	NE				INACTIVE					
1/2	@ STL				INACTIVE					
TOTALS		48	33	9.5	60.0	0	0	3	1	2

2003 GAME-BY-GAME										
DATE	OPP	TK	SO	SK	YDS	INT	YDS	FF	FR	PD
9/4	@ WAS	9	6	2.0	13.0	0	0	1	0	0
9/14	MIA	8	5	0.0	0.0	0	0	0	0	0
9/21	@ NE	4	2	0.0	0.0	0	0	0	0	0
9/28	DAL	5	5	0.5	1.0	0	0	0	0	0
10/12	BUF				INACTIVE					
10/19	@ HOU	1	1	0.0	0.0	0	0	0	0	0
10/26	@ PHI	9	8	3.5	28.0	0	0	0	0	0
11/2	NYG				INACTIVE					
11/9	@ OAK				INACTIVE					
11/16	@ IND				INACTIVE					
11/23	JAX	1	0	0.0	0.0	0	0	0	0	0
12/1	TEN				INACTIVE					
12/7	@ BUF				INJURED RESERVE					
12/14	PIT				INJURED RESERVE					
12/20	NE				INJURED RESERVE					
12/28	@ MIA				INJURED RESERVE					
TOTALS		37	27	6.0	42.0	0	0	1	0	0

2002 GAME-BY-GAME										
DATE	OPP	TK	SO	SK	YDS	INT	YDS	FF	FR	PD
9/8	@ BUF	6	3	1.0	6.0	0	0	0	0	0
9/15	NE	6	3	0.0	0.0	0	0	0	0	0
9/22	@ MIA	7	7	0.0	0.0	0	0	0	0	0
9/29	@ JAX	6	4	0.0	0.0	0	0	0	0	0
10/6	KC	2	1	1.0	7.0	0	0	0	0	0
10/20	MIN	4	3	0.0	0.0	0	0	0	0	0
10/27	CLE	3	2	1.0	6.0	0	0	0	0	0
11/3	@ SD	2	1	0.0	0.0	0	0	0	0	0
11/10	MIA	4	2	2.0	7.0	0	0	1	0	0
11/17	@ DET	5	3	0.0	0.0	0	0	0	0	1
11/24	BUF	8	5	0.0	0.0	0	0	0	0	0
12/2	@ OAK	5	1	1.0	1.0	0	0	0	0	0
12/8	DEN	6	4	1.0	6.0	0	0	0	0	1
12/15	@ CHI	6	5	1.5	10.0	0	0	0	0	0
12/22	@ NE	6	5	1.5	11.0	0	0	0	0	0
12/29	GB	6	3	0.0	0.0	0	0	0	0	0
TOTALS		82	52	10.0	54.0	0	0	1	0	2

2002 POSTSEASON										
DATE	OPP	TK	SO	SK	YDS	INT	YDS	FF	FR	PD
1/4	IND	4	3	1.0	13.0	0	0	0	0	0
1/11	@ OAK	7	4	1.0	7.0	0	0	0	0	1
TOTALS		11	7	2.0	20.0	0	0	0	0	1


2001 GAME-BY-GAME										
DATE	OPP	TK	SO	SK	YDS	INT	YDS	FF	FR	PD
9/9	IND	5	5	1.0	9.0	0	0	0	0	0
9/23	@ NE	9	6	1.0	4.0	0	0	1	1	0
10/1	SF	7	5	0.0	0.0	0	0	0	0	0
10/7	@ BUF	5	4	0.0	0.0	0	0	1	1	0
10/14	MIA	1	1	0.0	0.0	0	0	1	0	0
10/21	STL	1	1	0.5	0.0	0	0	0	0	0
10/28	@ CAR	5	3	1.0	6.0	0	0	0	0	0
11/4	@ NO	6	5	4.0	15.0	0	0	0	0	0
11/11	KC	11	7	1.5	8.5	0	0	1	0	0
11/18	@ MIA	7	5	1.0	2.0	0	0	0	0	0
12/2	NE	4	2	1.0	7.0	0	0	1	0	0
12/9	@ PIT	3	1	0.0	0.0	0	0	0	0	0
12/16	CIN	8	7	0.0	0.0	0	0	0	0	0
12/23	@ IND	4	3	1.0	1.0	0	0	1	1	0
12/30	BUF	3	0	0.0	0.0	0	0	0	0	0
1/6	@ OAK	3	3	1.0	6.0	0	0	0	0	0
TOTALS		82	58	13.0	58.5	0	0	6	3	0

2001 POSTSEASON										
DATE	OPP	TK	SO	SK	YDS	INT	YDS	FF	FR	PD
1/12	@ OAK	2	1	0.0	0.0	0	0	0	0	0
TOTALS		2	1	0.0	0.0	0	0	0	0	0

2000 GAME-BY-GAME										
DATE	OPP	TK	SO	SK	YDS	INT	YDS	FF	FR	PD
9/3	@ GB	0	0	0.0	0.0	0	0	0	0	0
9/11	NE	4	2	1.0	8.0	0	0	0	0	0
9/17	BUF	1	0	0.5	2.0	0	0	0	0	0
9/24	@ TB	4	3	1.0	9.0	0	0	1	0	0
10/8	PIT	0	0	0.0	0.0	0	0	0	0	0
10/15	@ NE	3	3	2.0	15.0	0	0	1	0	0
10/23	MIA				INACTIVE					
10/29	@ BUF				INACTIVE					
11/5	DEN				INACTIVE					
11/12	@ IND				INACTIVE					
11/19	@ MIA				INJURED RESERVE					
11/26	CHI				INJURED RESERVE					
12/3	IND				INJURED RESERVE					
12/10	@ OAK				INJURED RESERVE					
12/17	DET				INJURED RESERVE					
12/24	@ BAL				INJURED RESERVE					
TOTALS		12	8	4.5	34.0	0	0	2	0	0




VETERAN PLAYERS



**SPENCER
ADKINS**

LINEBACKER



59

HT: 5' 11" WT: 236 NFL EXP: 4 ACQ: D6-'09 4TH YEAR WITH FALCONS

BIRTHDATE: 5/16/87 COLLEGE: UNIVERSITY OF MIAMI (FLA)

TRANSACTIONS

- Selected as a sixth round (176th pick overall) draft choice by Atlanta in 2009.

2011 (FALCONS)

- Saw action in 10 games with one start last season, posting five tackles (three solo). Added four tackles (three solo) in Atlanta's Wild Card Playoff game at New York.
- Was inactive for Week 1 at Chicago (9/11), Week 2 vs. Philadelphia (9/18), Week 9 at Indianapolis (11/6), Week 10 vs. New Orleans (11/13), Week 12 vs. Minnesota (11/27) and Week 15 vs. Jacksonville (12/15).
- Posted two tackles in first action of 2011 against Tampa Bay (9/25).
- Recorded one quarterback hit in a reserve role at Seattle (10/2).
- Saw time on special teams vs. Green Bay (10/9).
- Collared one special teams tackle vs. Carolina (10/16).
- Saw time on special teams at Detroit (10/23).
- Saw action on special teams vs. Tennessee (11/20).
- Saw action on defense and special teams at Houston (12/4).
- Saw action on special teams at Carolina (12/11).
- Saw action on special teams at New Orleans (12/26).
- Started his first career game at outside linebacker vs. Tampa Bay (1/1) and recorded a career-high three tackles (one solo).
- Notched four tackles (three solo) at New York (1/8).

COLLEGE

- In 31 career games at the University of Miami, totaled 72 tackles (42 solo), 10 tackles for loss, five sacks and one interception.

- Finished with a career-high 52 tackles while adding one sack, one pass defended and one interception during his junior season (2007).

PERSONAL

- Attended Naples High School and was one of the top defensive prospects in the state.
- As a senior in 2004, made 11 sacks (four in one game and 19 tackles for loss).
- Rated as the No. 7 outside linebacker in the nation and No. 87 in the nation regardless of position by **Rivals.com**.

EXTRA POINTS

- Participated in several Falcons community relations initiatives throughout the 2010 year, including, Play 60 events at area schools and Boys & Girls Clubs, and a visit to the Georgia Aquarium for fish arts & crafts with disabled children from Challenged Child & Friends in Gainesville.



VETERAN PLAYERS

ADKINS' CAREER DEFENSIVE STATISTICS

YEAR	GP/GS	TK	SO	AST	SK	YDS	INT	YDS	LG	TD	PD	FF	FR	YDS	TD
2009	ATL	5/0	0	0	0	0.0	0.0	0	0	0	0	0	0	0	0
2010	ATL	9/0	0	0	0	0.0	0.0	0	0	0	0	0	0	0	0
2011	ATL	10/1	5	3	2	0.0	0.0	0	0	0	0	0	0	0	0
TOTAL		24/1	5	3	2	0.0	0.0	0	0	0	0	0	0	0	0

2011 GAME-BY-GAME

DATE	OPP	TK	SO	SK	YDS	INT	YDS	FF	FR	PD
9/11	@ CHI	INACTIVE								
9/18	PHI	INACTIVE								
9/25	@ TB	2	2	0.0	0.0	0	0	0	0	0
10/2	@ SEA	0	0	0.0	0.0	0	0	0	0	0
10/9	GB	0	0	0.0	0.0	0	0	0	0	0
10/16	CAR	0	0	0.0	0.0	0	0	0	0	0
10/23	@ DET	0	0	0.0	0.0	0	0	0	0	0
11/6	@ IND	INACTIVE								
11/13	NO	INACTIVE								
11/20	TEN	0	0	0.0	0.0	0	0	0	0	0
11/27	MIN	INACTIVE								
12/4	@ HOU	0	0	0.0	0.0	0	0	0	0	0
12/11	@ CAR	0	0	0.0	0.0	0	0	0	0	0
12/15	JAX	INACTIVE								
12/26	@ NO	0	0	0.0	0.0	0	0	0	0	0
1/1	TB	3	1	0.0	0.0	0	0	0	0	0
TOTALS		5	3	0.0	0.0	0	0	0	0	0
CAREER		5	3	0.0	0.0	0	0	0	0	0

2011 POSTSEASON

DATE	OPP	TK	SO	SK	YDS	INT	YDS	FF	FR	PD
1/8	@ NYG	4	3	0.0	0.0	0	0	0	0	0
TOTALS		4	3	0.0	0.0	0	0	0	0	0



VETERAN PLAYERS



**JONATHAN
BABINEAUX**
DEFENSIVE TACKLE



95

HT: 6' 2"

WT: 300

NFL EXP: 8

ACQ: D2-'05

8TH YEAR WITH FALCONS

BIRTHDATE: 10/12/81

COLLEGE: UNIVERSITY OF IOWA

TRANSACTIONS

- Selected as a second round (59th pick overall) draft choice by Atlanta in 2005.

2011 (FALCONS)

- Started all 13 games in which he appeared and posted 25 tackles (14 solo), three tackles for loss, and one sack in 2011.
- Recorded one tackle in week one at Chicago (9/11).
- Was inactive due to injury vs. Philadelphia (9/18), at Tampa Bay (9/25) and at Seattle (10/2).
- Tallied one tackle and two quarterback hits vs. Green Bay (10/9).
- Registered four tackles (two solo) and a quarterback hit vs. Carolina (10/16).
- Recorded three tackles (two solo) and a pass defended at Detroit (10/23).
- Recorded two tackles, two tackles for loss and his first sack of the season at Indianapolis (11/6).
- Notched four tackles (three solo) vs. New Orleans (11/13).
- Tallied three tackles, two tackles for loss, two quarterback hits and two passes defended vs. Tennessee (11/20).
- Started at defensive tackle, but did not record any statistics vs. Minnesota (11/27).
- Registered two quarterback hits at Houston (12/4).
- Logged three tackles (one solo) and one quarterback hit at Carolina (12/11).
- Assisted on two tackles and added one quarterback hit vs. Jacksonville (12/15).
- Started at defensive tackle at New Orleans (12/26).
- Notched two tackles (one solo) vs. Tampa Bay (1/1).
- Tallied three tackles (one solo) at New York (1/8).

CAREER

- In seven seasons in a Falcons uniform, has compiled 279 tackles (193 solo), 19.0 sacks, one interception, seven forced fumbles, seven fumble recoveries and 15 passes defended.
- In 2010, posted 31 tackles (21 solo), one interception, two forced fumbles, one fumble recovery and one defensive touchdown.
- Posted two tackles and recovered a fumble in the end-zone for his first career touchdown at Seattle (12/19/10).
- Led the team with six sacks in 2009 while adding a career-high 58 tackles.
- In 2008, ranked fourth in the NFL in tackles for loss with 9.5 according to STATS, Inc.
- Has amassed 31.5 tackles for loss over the past four seasons.
- Selected to the 2008 **USA Today** All-Joe team.
- Ranked second among NFL defensive tackles in tackles for loss (8.5) in 2009 while ranking third in the category in 2006.
- Participated in the Extra Yard partnership program and purchased 40 season tickets and t-shirts for various charities in metro Atlanta.
- In October 2010, attended the Falcons 2nd annual Dazzle and Dine event at Wildfire Grill in Atlanta. This event provides a special dinner for breast cancer survivors and their guests as they are given the opportunity to enjoy a special meal alongside several Falcons players. The ladies are also treated to a special pampering day at Jamison Shaw Hairdressers in Atlanta.
- Participated in the Extra Yard partnership program and purchased 40 season tickets and t-shirts for various charities in metro Atlanta.
- During the 2010 holiday season, Babineaux created holiday cookies and distributed gifts to preschoolers from one of Easter Seals North Georgia's Early Education Centers.



VETERAN PLAYERS

COLLEGE

- Four-year letterman at Iowa, starting 31 of 42 games and recording 131 tackles, 19 sacks, five forced fumbles, four fumble recoveries and one interception.
- Earned All-America and first-team All-Big Ten honors as the team's Most Valuable Player on defense after leading the conference with 11.0 sacks as a senior. Also named the recipient of the Big Ten Conference Sportsmanship Award.

PERSONAL

- Lettered in football, baseball and basketball at Lincoln (Port Arthur, TX) High School.
- First-team all-conference linebacker and team captain as a senior, while also competing at defensive end, fullback and punter. Also a member of the number one ranked basketball team in the state of Texas.

- Jonathan's brother, Jordan, is a defensive back for the Tennessee Titans.

- Born Jonathan Babineaux on October 12, 1981 in Port Arthur, Texas.

EXTRA POINTS

- Has own charitable foundation, the Babineaux Brothers Foundation and hosts an annual golf tournament in his hometown of Port Arthur, TX to benefit the foundation.

BABINEAUX'S CAREER DEFENSIVE STATISTICS

YEAR	GP/GS	TK	SO	AST	SK	YDS	INT	YDS	LG	TD	PD	FF	FR	YDS	TD
2005	ATL 16/6	36	22	14	0.5	0.5	0	0	0	0	1	0	1	1	0
2006	ATL 16/1	38	25	13	1.0	10.0	1	6	6	0	3	1	1	0	0
2007	ATL 14/9	53	37	16	3.0	17.0	0	0	0	0	2	2	1	11	0
2008	ATL 16/15	38	30	8	3.5	26.5	0	0	0	0	2	0	1	0	0
2009	ATL 16/16	58	44	14	6.0	35.5	0	0	0	0	2	2	2	0	0
2010	ATL 15/15	31	21	10	4.0	32.0	1	0	0	0	2	2	1	0	1
2011	ATL 13/13	25	14	11	1.0	3.0	0	0	0	0	3	0	0	0	0
TOTAL	106/75	279	193	86	19.0	168.0	2	6	6	0	15	7	7	12	1

BABINEAUX'S CAREER POSTSEASON STATISTICS

YEAR	GP/GS	TK	SO	AST	SK	YDS	INT	YDS	LG	TD	PD	FF	FR	YDS	TD
2008	ATL 1/1	3	2	1	0.0	0.0	0	0	0	0	0	0	0	0	0
2010	ATL 1/1	3	0	3	0.5	5.0	0	0	0	0	0	0	0	0	0
TOTAL	1/1	6	2	4	0.5	5.0	0	0	0	0	0	0	0	0	0

BABINEAUX'S BEST GAMES

TACKLES	SACKS	FORCED FUMBLES	PASSES DEFENSED
11 vs. WAS (11/8/10)	2.5 vs. WAS (11/8/10)	1, Seven Times	1, 13 Times
8 @ ARZ (12/23/07)	2.0 @ JAX (9/16/07)	Last @ CLE (10/10/10)	Last vs. DET (10/23/11)



VETERAN PLAYERS

2011 GAME-BY-GAME										
DATE	OPP	TK	SO	SK	YDS	INT	YDS	FF	FR	PD
9/11	@ CHI	1	0	0.0	0.0	0	0	0	0	0
9/18	PHI	INACTIVE								
9/25	@ TB	INACTIVE								
10/2	@ SEA	INACTIVE								
10/9	GB	1	0	0.0	0.0	0	0	0	0	0
10/16	CAR	4	2	0.0	0.0	0	0	0	0	0
10/23	@ DET	3	2	0.0	0.0	0	0	0	0	1
11/6	@ IND	2	2	1.0	3.0	0	0	0	0	0
11/13	NO	4	3	0.0	0.0	0	0	0	0	0
11/20	TEN	3	3	0.0	0.0	0	0	0	0	2
11/27	MIN	0	0	0.0	0.0	0	0	0	0	0
12/4	@ HOU	0	0	0.0	0.0	0	0	0	0	0
12/11	@ CAR	3	1	0.0	0.0	0	0	0	0	0
12/15	JAX	2	0	0.0	0.0	0	0	0	0	0
12/26	@ NO	0	0	0.0	0.0	0	0	0	0	0
1/1	TB	2	1	0.0	0.0	0	0	0	0	0
TOTALS		25	14	1.0	3.0	0	0	0	0	3
CAREER		279	193	19.0	168.0	1	6	7	7	15

2011 POSTSEASON										
DATE	OPP	TK	SO	SK	YDS	INT	YDS	FF	FR	PD
1/8	@ NYG	3	1	0.0	0.0	0	0	0	0	0
TOTALS		3	1	0.0	0.0	0	0	0	0	0

2010 GAME-BY-GAME										
DATE	OPP	TK	SO	SK	YDS	INT	YDS	FF	FR	PD
9/12	PIT	SUSPENDED BY LEAGUE								
9/19	ARI	2	1	1.0	6.0	0	0	1	0	0
9/26	@ NO	4	1	1.0	2.0	0	0	0	0	0
10/3	SF	1	1	0.0	0.0	0	0	0	0	0
10/10	@ CLE	2	2	0.0	0.0	0	0	1	0	0
10/17	@ PHI	3	2	0.0	0.0	0	0	0	0	1
10/24	CIN	1	1	0.0	0.0	0	0	0	0	0
11/7	TB	1	1	0.0	0.0	1	0	0	0	1
11/11	BAL	2	1	0.0	0.0	0	0	0	0	0
11/21	@ STL	1	1	0.0	0.0	0	0	0	0	0
11/28	GB	3	3	0.0	0.0	0	0	0	0	0
12/5	@ TB	2	1	1.0	9.0	0	0	0	0	0
12/12	@ CAR	3	2	0.0	0.0	0	0	0	0	0
12/19	@ SEA	2	2	0.0	0.0	0	0	0	1	0
12/27	NO	1	0	0.0	0.0	0	0	0	0	0
1/2	CAR	3	2	1.0	15.0	0	0	0	0	0
TOTALS		31	21	4.0	32.0	1	0	2	1	2

2010 POSTSEASON										
DATE	OPP	TK	SO	SK	YDS	INT	YDS	FF	FR	PD
1/15	GB	3	0	0.5	5.0	0	0	0	0	0
TOTALS		3	0	0.5	5.0	0	0	0	0	0

2009 GAME-BY-GAME										
DATE	OPP	TK	SO	SK	YDS	INT	YDS	FF	FR	PD
9/13	MIA	2	2	0.0	0.0	0	0	0	2	0
9/20	CAR	2	2	0.0	0.0	0	0	0	0	0
9/27	@ NE	2	1	0.0	0.0	0	0	0	0	0
10/11	@ SF	2	2	0.0	0.0	0	0	0	0	0
10/18	CHI	2	1	0.5	3.5	0	0	1	0	1
10/25	@ DAL	0	0	0.0	0.0	0	0	0	0	0
11/2	@ NO	4	3	1.0	7.0	0	0	0	0	0
11/8	WSH	11	9	2.5	12.0	0	0	0	0	0
11/15	@ CAR	4	4	0.0	0.0	0	0	0	0	0
11/22	@ NYG	4	1	0.0	0.0	0	0	0	0	0
11/29	TB	6	5	1.0	5.0	0	0	1	0	1
12/6	PHI	2	1	0.0	0.0	0	0	0	0	0
12/13	NO	4	2	0.0	0.0	0	0	0	0	0
12/20	@ NYJ	3	2	0.0	0.0	0	0	0	0	0
12/27	BUF	4	4	1.0	8.0	0	0	0	0	0
1/3	@ TB	6	5	0.0	0.0	0	0	0	0	0
TOTALS		58	44	6.0	35.5	0	0	2	2	2

2008 GAME-BY-GAME										
DATE	OPP	TK	SO	SK	YDS	INT	YDS	FF	FR	PD
9/7	DET	3	3	0.0	0.0	0	0	0	0	0
9/14	@ TB	3	2	1.0	8.0	0	0	0	0	0
9/21	KC	3	3	0.0	0.0	0	0	0	0	0
9/28	@ CAR	3	2	0.0	0.0	0	0	0	0	0
10/5	@ GB	2	1	0.0	0.0	0	0	0	0	0
10/12	CHI	5	4	0.0	0.0	0	0	0	0	0
10/26	@ PHI	1	1	0.0	0.0	0	0	0	0	0
11/2	@ OAK	1	1	0.0	0.0	0	0	0	1	0
11/9	NO	0	0	0.0	0.0	0	0	0	0	0
11/16	DEN	2	2	1.0	8.0	0	0	0	0	0
11/23	CAR	3	1	0.0	0.0	0	0	0	0	1
11/30	@ SD	2	2	1.5	10.5	0	0	0	0	1
12/7	@ NO	3	2	0.0	0.0	0	0	0	0	0
12/14	TB	3	3	0.0	0.0	0	0	0	0	0
12/21	@ MIN	1	1	0.0	0.0	0	0	0	0	0
12/28	STL	3	2	0.0	0.0	0	0	0	0	0
TOTALS		38	30	3.5	26.5	0	0	0	1	2

2008 POSTSEASON										
DATE	OPP	TK	SO	SK	YDS	INT	YDS	FF	FR	PD
1/3	@ ARZ	3	2	0.0	0.0	0	0	0	0	0
TOTALS		3	2	0.0	0.0	0	0	0	0	0

2007 GAME-BY-GAME										
DATE	OPP	TK	SO	SK	YDS	INT	YDS	FF	FR	PD
9/9	@ MIN	3	1	0.0	0.0	0	0	0	0	0
9/16	@ JAX	2	2	2.0	9.0	0	0	1	0	0
9/23	CAR	3	2	0.0	0.0	0	0	0	0	1
9/30	HOU	INACTIVE								
10/7	@ TEN	INACTIVE								
10/15	NYG	3	2	0.0	0.0	0	0	0	0	0
10/21	@ NO	2	1	0.0	0.0	0	0	0	0	0
11/4	SF	3	1	0.0	0.0	0	0	0	0	0
11/11	@ CAR	2	0	0.0	0.0	0	0	0	0	0
11/18	TB	5	5	0.0	0.0	0	0	0	0	0
11/22	IND	1	1	0.0	0.0	0	0	0	0	0
12/2	@ STL	5	3	0.0	0.0	0	0	0	0	0
12/10	NO	4	3	0.0	0.0	0	0	0	0	0
12/16	@ TB	7	3	0.0	0.0	0	0	0	0	0
12/23	@ ARZ	8	8	0.0	0.0	0	0	0	0	1
12/30	SEA	5	5	1.0	8.0	0	0	1	1	0
TOTALS		53	37	3.0	17.0	0	0	2	1	2

2006 GAME-BY-GAME										
DATE	OPP	TK	SO	SK	YDS	INT	YDS	FF	FR	PD
9/10	@ CAR	2	1	0.0	0.0	0	0	0	0	0
9/17	TB	2	1	0.0	0.0	0	0	0	0	0
9/25	@ NO	3	3	0.0	0.0	0	0	0	0	0
10/1	ARZ	1	0	0.0	0.0	0	0	0	0	0
10/15	NYG	2	1	0.0	0.0	0	0	0	0	0
10/22	PIT	5	4	1.0	10.0	0	0	1	1	0
10/29	@ CIN	2	2	0.0	0.0	0	0	0	0	1
11/5	@ DET	2	1	0.0	0.0	1	6	0	0	1
11/12	CLE	0	0	0.0	0.0	0	0	0	0	1
11/19	@ BAL	4	2	0.0	0.0	0	0	0	0	0
11/26	NO	2	1	0.0	0.0	0	0	0	0	0
12/3	@ WAS	2	1	0.0	0.0	0	0	0	0	0
12/10	@ TB	2	2	0.0	0.0	0	0	0	0	0
12/16	DAL	3	2	0.0	0.0	0	0	0	0	0
12/24	CAR	5	3	0.0	0.0	0	0	0	0	0
12/31	@ PHI	1	1	0.0	0.0	0	0	0	0	0
TOTALS		38	25	1.0	10.0	1	6	1	1	3



VETERAN PLAYERS

2005 GAME-BY-GAME											
DATE	OPP	TK	SO	SK	YDS	INT	YDS	FF	FR	PD	
9/12	PHI	1	1	0.0	0.0	0	0	0	1	0	
9/18	@ SEA	2	1	0.0	0.0	0	0	0	0	0	
9/25	@ BUF	1	1	0.0	0.0	0	0	0	0	0	
10/2	MIN	0	0	0.0	0.0	0	0	0	0	0	
10/9	NE	1	0	0.0	0.0	0	0	0	0	0	
10/16	@ NO	3	1	0.0	0.0	0	0	0	0	0	
10/24	NYJ	0	0	0.0	0.0	0	0	0	0	0	
11/6	@ MIA	5	2	0.0	0.0	0	0	0	0	0	
11/13	GB	2	0	0.5	6.0	0	0	0	0	0	
11/20	TB	3	3	0.0	0.0	0	0	0	0	0	
11/24	@ DET	3	2	0.0	0.0	0	0	0	0	0	
12/4	@ CAR	5	3	0.0	0.0	0	0	0	0	0	
12/12	NO	0	0	0.0	0.0	0	0	0	0	0	
12/18	@ CHI	3	2	0.0	0.0	0	0	0	0	0	
12/24	@ TB	5	5	0.0	0.0	0	0	0	0	1	
1/1	CAR	2	1	0.0	0.0	0	0	0	0	0	
TOTALS		36	22	0.5	6.0	0	0	0	1	1	



DT Jonathan Babineaux lands a hit on Seahawks QB Charlie Whitehurst in Atlanta's Week 4 win.



VETERAN PLAYERS



**SAM
BAKER**

OFFENSIVE TACKLE



72

HT: 6' 5"

WT: 301

NFL EXP: 5

ACQ: D1B-'08

5TH YEAR WITH FALCONS

BIRTHDATE: 5/30/85

COLLEGE: UNIVERSITY OF SOUTHERN CALIFORNIA

TRANSACTIONS

- Originally selected as a first round (21st pick overall) draft choice by Atlanta in 2008.

2011 (FALCONS)

- Played in 13 games with seven starts at left tackle. Helped QB Matt Ryan throw for a career-high four touchdowns vs. Philadelphia (9/25).
- Started the first six games of the 2011 season at left tackle.
- Started at left tackle vs. Philadelphia (9/18) for an offense that produced 318 total yards.
- Part of an offensive line that did not allow a sack at Seattle (10/2).
- Part of an offensive line that paved the way for RB Michael Turner, who rushed for 139 yards and two touchdowns vs. Carolina (10/16).
- Inactive at Detroit (10/23), at Indianapolis (11/6), vs. New Orleans (11/13) and vs. Tennessee (11/20) due to injury (back).
- Saw action on special teams vs. Minnesota (11/27).
- Saw action on special teams at Houston (12/4).
- Saw action at right guard at Carolina (12/11).
- Saw action vs. Jacksonville (12/15).
- Saw action on offense and special teams at New Orleans (12/26).
- Saw action on offense and special teams vs. Tampa Bay (1/1).
- Saw action at New York (1/8).

CAREER

- In his rookie season, paved the way for the Falcons to finish second in the NFL in rushing, averaging 152.7 yards per game.

COLLEGE

- All-America first-team selection by the Walter Camp Football Foundation, adding second-team accolades from the Associated Press, *College Football News* and *Sports Illustrated* as a senior.
- A unanimous All-Pac 10 Conference first-team choice and was named the team's Co-Offensive Lineman of the Year in 2007.
- A semi-finalist for the Lombardi Award as a senior.
- Selected as the team's Offensive Lineman of the Year in 2004.

PERSONAL

- Attended Tustin High School (California) and earned Super Prep, Prep Star, Student Sports and *Tom Lemming Prep Football Report* All-America first-team honors.
- Named to the Prep Star Top 100 Dream Team, *The Sporting News* Hot 100 and *Tom Lemming's* Top 100.
- Was an *Orange County Register* All-Orange County first-team pick as a senior offensive and defensive lineman in 2002.
- He and his wife Antoinette live with their two dogs, Floyd and Rojo.

EXTRA POINTS

- A breast cancer awareness advocate, He and his wife serve on the board of directors for It's A Journey Inc.



VETERAN PLAYERS

BAKER'S CAREER GAMES PLAYED/STARTED

2011	2010	2009	2008
ATL	ATL	ATL	ATL
13/7	16/16	14/14	8/5
TOTAL	51/42		

BAKER'S CAREER POSTSEASON GAMES PLAYED/STARTED


2011	2010	2008
ATL	ATL	ATL
1/0	1/1	1/0
TOTAL	3/1	



T Sam Baker protects QB Matt Ryan's blindside from the Saints pass rush.




VETERAN PLAYERS



**KROY
BIERMANN**

DEFENSIVE END



71

HT: 6' 3" WT: 255 NFL EXP: 5 ACQ: D5B - '08 5TH YEAR WITH FALCONS

BIRTHDATE: 9/12/85 COLLEGE: UNIVERSITY OF MONTANA

TRANSACTIONS

- Selected as a fifth round (154th pick overall) draft choice by Atlanta in 2008.
- Re-signed by the Falcons on March 7, 2012.

2011 (FALCONS)

- Played in all 16 games with one start, posted 35 tackles (16 solo) with 2.5 sacks, three tackles for loss and one interception in 2011.
- Intercepted a pass and returned it 50-yards for a touchdown, while also posting a sack (seven yards) vs. Chicago (9/11).
- Recorded one tackle in week two against the Eagles (9/18).
- Tallied four tackles (two solo) and one tackle for loss at Tampa Bay (9/25).
- Collared two tackles (one solo) and added two quarterback hits at Seattle (10/2).
- Started at right defensive end and recorded four tackles (two solo) and a tackle for loss vs. Green Bay (10/9).
- Recorded two tackles (one solo) and two quarterback hits vs. Carolina (10/16).
- Registered one tackle at Detroit (10/23).
- Collared two tackles and one quarterback hit at Indianapolis (11/6).
- Recorded two tackles (one solo) vs. New Orleans (11/13).
- Tallied one tackle for loss vs. Tennessee (11/20).
- Notched two tackles and one quarterback hit vs. Minnesota (11/27).
- Logged four tackles (one solo) at Houston (12/4).
- Assisted on one special teams tackle at Carolina (12/11).
- Registered one tackle, one sack (12 yards) and one tackle for loss vs. Jacksonville (12/15).

- Notched four tackles (three solo) and one quarterback hit at New Orleans (12/26).
- Compiled three tackles (one solo) and one-half sack vs. Tampa Bay (1/1).
- Tallied four tackles (one solo) vs. New York (1/8).

CAREER

- In four seasons in Atlanta, has totaled 132 tackles (97 solo), 12.5 sacks, one forced fumble, one fumble recovery, two interceptions and two touchdowns.
- Ranked third on the Falcons in sacks with 5.0 in 2009.
- Recorded his first career touchdown on a fumble recovery against New Orleans on November 2, 2009.

EXTRA POINTS

- Was awarded the Atlanta Falcons Community All-Star, sponsored by AllState, for the month of December 2010. Recognized at the inaugural Community Honors dinner presented by AllState at the 191 club in downtown Atlanta.
- Participated in a number of Falcons Community Relations initiatives throughout the 2010 year, including the Alzheimer Association Georgia chapter's Dancing with the Stars event, the Falcons second annual Dazzle & Dine event to benefit breast cancer survivors at Wildfire Grill in Atlanta, autograph signings, school visits and serving a Thanksgiving meal to Atlanta's less fortunate at Crossroads Community Ministry
- In December 2010, the Falcons defensive line treated children from the Atlanta Urban Ministries to a holiday shopping spree at a WalMart in Atlanta. The players ate dinner and shopped with the children.

COLLEGE

- Played in 52 career games while collaring 220 tackles, 32 sacks (second-most in school history), 45 tackles for loss, nine forced fumbles and seven fumble recoveries at Montana.



VETERAN PLAYERS

- Was named the 2007 Big Sky Conference Defensive MVP and collected 70 tackles 15 sacks, 18 tackles for loss and five forced fumbles during his senior campaign.
- Became Montana's first-ever recipient of the Buck Buchanan Award in 2007, given annually by the **Sports Network** to the top defensive player in the Division I Football Championship Subdivision.
- Competed in the 2008 Hula Bowl.

PERSONAL

- Earned eight letters at Hardin High School (Montana), three in football and wrestling and two in track.
- Was a first team all-state pick and team captain as a junior and senior at linebacker.
- Was a first-team all-conference selection at running back in 2002 and 2003.
- Participated in Montana's Annual East-West Shrine Game.

BIERMANN'S CAREER DEFENSIVE STATISTICS

YEAR	GP/GS	TK	SO	AST	SK	YDS	INT	YDS	LG	TD	PD	FF	FR	YDS	TD
2008	ATL 16/0	14	11	3	2.0	13.0	0	0	0	0	0	0	0	0	0
2009	ATL 16/2	46	40	6	5.0	25.0	0	0	0	0	0	1	1	4	1
2010	ATL 16/15	37	30	7	3.0	23.0	1	31	31	1	2	0	0	0	0
2011	ATL 16/1	35	16	19	2.5	23.5	1	50t	50t	1	1	0	0	0	0
TOTAL	64/18	132	97	35	12.5	84.5	2	81	50	2	3	1	1	4	1

BIERMANN'S CAREER POSTSEASON STATISTICS

YEAR	GP/GS	TK	SO	AST	SK	YDS	INT	YDS	LG	TD	PD	FF	FR	YDS	TD
2008	ATL 1/0	2	2	0	0.0	0.0	0	0	0	0	1	0	0	0	0
2010	ATL 1/1	4	1	3	0.5	5.0	0	0	0	0	0	0	0	0	0
2011	ATL 1/0	4	1	3	0.0	0.0	0	0	0	0	0	0	0	0	0
TOTAL	3/1	10	4	6	0.5	5.0	0	0	0	0	1	0	0	0	0

- Additional Statistics: Totaled seven special teams tackles in 2008 and recorded 12 special teams stops in 2009. Posted nine special teams tackles in 2011.



VETERAN PLAYERS

2011 GAME-BY-GAME										
DATE	OPP	TK	SO	SK	YDS	INT	YDS	FF	FR	PD
9/11	@ CHI	3	0	1.0	7.0	1	50	0	0	1
9/18	PHI	1	1	0.0	0.0	0	0	0	0	0
9/25	@ TB	4	2	0.0	0.0	0	0	0	0	0
10/2	@ SEA	2	1	0.0	0.0	0	0	0	0	0
10/9	GB	4	2	0.0	0.0	0	0	0	0	0
10/16	CAR	2	1	0.0	0.0	0	0	0	0	0
10/23	@ DET	1	0	0.0	0.0	0	0	0	0	0
11/6	@ IND	2	2	0.0	0.0	0	0	0	0	0
11/13	NO	2	1	0.0	0.0	0	0	0	0	0
11/20	TEN	0	0	0.0	0.0	0	0	0	0	0
11/27	MIN	2	0	0.0	0.0	0	0	0	0	0
12/4	@ HOU	4	1	0.0	0.0	0	0	0	0	0
12/11	@ CAR	0	0	0.0	0.0	0	0	0	0	0
12/15	JAX	1	1	1.0	12.0	0	0	0	0	0
12/26	@ NO	4	3	0.0	0.0	0	0	0	0	0
1/1	TB	3	1	0.5	4.5	0	0	0	0	0
TOTALS		35	16	2.5	23.5	1	50	0	0	1
CAREER		132	97	12.5	84.5	2	81	1	1	3

2011 POSTSEASON										
DATE	OPP	TK	SO	SK	YDS	INT	YDS	FF	FR	PD
1/8	@ NYG	4	1	0.0	0.0	0	0	0	0	0
TOTALS		4	1	0.0	0.0	0	0	0	0	0

2010 GAME-BY-GAME										
DATE	OPP	TK	SO	SK	YDS	INT	YDS	FF	FR	PD
9/12	PIT	2	2	1.0	10.0	0	0	0	0	0
9/19	ARI	4	4	0.0	0.0	0	0	0	0	0
9/26	@ NO	4	2	0.0	0.0	0	0	0	0	0
10/3	SF	3	2	0.0	0.0	0	0	0	0	0
10/10	@ CLE	5	3	0.0	0.0	1	31	0	0	1
10/17	@ PHI	1	1	0.0	0.0	0	0	0	0	0
10/24	CIN	3	2	0.0	0.0	0	0	0	0	0
11/7	TB	2	2	0.0	0.0	0	0	0	0	0
11/11	BAL	1	1	0.0	0.0	0	0	0	0	0
11/21	@ STL	1	1	0.0	0.0	0	0	0	0	0
11/28	GB	3	3	0.0	0.0	0	0	0	0	0
12/5	@ TB	0	0	0.0	0.0	0	0	0	0	0
12/12	@ CAR	4	4	2.0	13.0	0	0	0	0	0
12/19	@ SEA	0	0	0.0	0.0	0	0	0	0	0
12/27	NO	4	3	0.0	0.0	0	0	0	0	0
1/2	CAR	0	0	0.0	0.0	0	0	0	0	1
TOTALS		37	30	3.0	23.0	1	31	0	0	2

2010 POSTSEASON										
DATE	OPP	TK	SO	SK	YDS	INT	YDS	FF	FR	PD
1/15	GB	4	1	0.5	5.0	0	0	0	0	0
TOTALS		4	1	0.5	5.0	0	0	0	0	0

2009 GAME-BY-GAME										
DATE	OPP	TK	SO	SK	YDS	INT	YDS	FF	FR	PD
9/13	MIA	4	4	2.0	6.0	0	0	1	0	0
9/20	CAR	1	0	0.0	0.0	0	0	0	0	0
9/27	@ NE	5	5	0.0	0.0	0	0	0	0	0
10/11	@ SF	4	4	1.0	6.0	0	0	0	0	0
10/18	CHI	1	0	0.0	0.0	0	0	0	0	0
10/25	@ DAL	0	0	0.0	0.0	0	0	0	0	0
11/2	@ NO	2	2	0.0	0.0	0	0	0	1	0
11/8	WSH	3	3	1.0	8.0	0	0	0	0	0
11/15	@ CAR	1	1	0.0	0.0	0	0	0	0	0
11/22	@ NYG	2	1	0.0	0.0	0	0	0	0	0
11/29	TB	4	3	0.0	0.0	0	0	0	0	0
12/6	PHI	3	3	1.0	5.0	0	0	0	0	0
12/13	NO	3	3	0.0	0.0	0	0	0	0	0
12/20	@ NYJ	7	7	0.0	0.0	0	0	0	0	0
12/27	BUF	2	1	0.0	0.0	0	0	0	0	0
1/3	@ TB	4	4	0.0	0.0	0	0	0	0	0
TOTALS		46	40	5.0	25.0	0	0	1	1	0

2008 GAME-BY-GAME										
DATE	OPP	TK	SO	SK	YDS	INT	YDS	FF	FR	PD
9/7	DET	0	0	0.0	0.0	0	0	0	0	0
9/14	@ TB	1	0	0.0	0.0	0	0	0	0	0
9/21	KC	0	0	0.0	0.0	0	0	0	0	0
9/28	@ CAR	0	0	0.0	0.0	0	0	0	0	0
10/5	@ GB	1	1	0.0	0.0	0	0	0	0	0
10/12	CHI	1	1	0.0	0.0	0	0	0	0	0
10/26	@ PHI	2	1	0.0	0.0	0	0	0	0	0
11/2	@ OAK	0	0	0.0	0.0	0	0	0	0	0
11/9	NO	0	0	0.0	0.0	0	0	0	0	0
11/16	DEN	0	0	0.0	0.0	0	0	0	0	0
11/23	CAR	0	0	0.0	0.0	0	0	0	0	0
11/30	@ SD	2	2	1.0	3.0	0	0	0	0	0
12/7	@ NO	0	0	0.0	0.0	0	0	0	0	0
12/14	TB	3	2	0.0	0.0	0	0	0	0	0
12/21	@ MIN	2	2	0.0	0.0	0	0	0	0	0
12/28	STL	2	2	1.0	10.0	0	0	0	0	0
TOTALS		14	11	2.0	13.0	0	0	0	0	0

2008 POSTSEASON										
DATE	OPP	TK	SO	SK	YDS	INT	YDS	FF	FR	PD
1/3	@ ARZ	2	2	0.0	0.0	0	0	0	0	1
TOTALS		2	2	0.0	0.0	0	0	0	0	1





VETERAN PLAYERS



**JUSTIN
BLALOCK**

OFFENSIVE GUARD



63

HT: 6' 4"

WT: 326

NFL EXP: 6

ACQ: D2A - '07

6TH YEAR WITH FALCONS

BIRTHDATE: 12/20/83

COLLEGE: UNIVERSITY OF TEXAS

TRANSACTIONS

- Originally selected as a second round (39th pick overall) draft choice by Atlanta in 2007.
- Signed by the Falcons as a free agent on July 31, 2011.

2011 (FALCONS)

- Started all 16 games at left guard in 2011. Helped pave the way for RB Michael Turner who rushed for 1,340 yards and 11 touchdowns.
- Started at left guard and was part of a unit who protected for QB Matt Ryan, who threw for 319 yards vs. Chicago (9/11).
- Part of an offensive line that helped pave the way for 138 rushing yards, including 114 from Michael Turner vs. Philadelphia (9/18).
- Part of an offensive line that did not allow a sack at Seattle (10/2).
- Helped paved the way for RB Michael Turner, who rushed for 139 yards and two touchdowns vs. Carolina (10/16).
- Part of an offensive line that paved the way for 129 rushing yards at Detroit (10/23).
- Member of an offensive line that helped produce 163 yards on the ground at Indianapolis (11/6).
- Started at left guard and was part of a unit who protected QB Matt Ryan who threw for a career-high 351 yards vs. New Orleans (11/13).
- Part of an offensive line that did not allow a sack vs. Tennessee (11/20).
- Protected for QB Matt Ryan, who recorded a 128.2 passer rating vs. Minnesota (11/27).
- Member of an offensive line that did not allow a sack at Houston (12/4).
- Protected for QB Matt Ryan, who threw for 320 yards and four touchdowns at Carolina (12/11).
- Part of an offensive line that protected QB Matt

Ryan, who recorded a season-high 137.3 passer rating vs. Jacksonville (12/15).

- Started at left guard and was part of an offensive line that did not allow a sack at New Orleans (12/26).
- Helped pave the way for RB Michael Turner, who rushed for 172 yards and two touchdowns on 17 carries vs. Tampa Bay (1/1).
- Started his third career playoff game vs. New York (1/8).

CAREER

- In five seasons, has started in all 78 contests he has participated in.
- For the first time in four years, was one of three Falcons rookies to start in the season opener and one of two Atlanta rookies to start on the offensive line, which ranked second to the Baltimore Ravens in 2007.

COLLEGE

- A unanimous All-America and All-Big 12 Conference first-team selection at Texas as a senior.
- Finalist for the Lombardi Award and Outland Trophy.
- Member of the Longhorns National Championship team of 2006.
- Earned All-Big 12 Conference first-team honors from the Associated Press as a junior.
- Named first-team Freshman All-America by the Football Writers Association of America and *The Sporting News* after his freshman redshirt season.

PERSONAL

- Three-year starter at offensive guard and earned first-team All-America honors from *USA Today* as a senior, and was also a first-team All-State Class 5A, all-area and all-district selection.
- One of five finalists for the 2002 Watkins Award, which is presented to the nation's top African-American high school scholar-athlete.



VETERAN PLAYERS

BLALOCK'S CAREER GAMES PLAYED/STARTED


2011	2010	2009	2008	2007
ATL	ATL	ATL	ATL	ATL
16/16	16/16	16/16	16/16	14/14
TOTAL	78/78			

BLALOCK'S CAREER POSTSEASON GAMES PLAYED/STARTED

2011	2010	2008
ATL	ATL	ATL
1/1	1/1	1/1
TOTAL	3/3	



VETERAN PLAYERS



**MATT
BOSHER**
KICKER



5

HT: 6-0 WT: 208
BIRTHDAY: 10/18/1987

NFL EXP: 1 AQU: D6-'11
COLLEGE: UNIVERSITY OF MIAMI

2ND YEAR WITH FALCONS

TRANSACTIONS

- Selected as a sixth round (192nd pick overall) draft choice by Atlanta in 2011.

2011 (FALCONS)

- Punted 70 times pinning opponents inside their own 20 yard line 27 times, which was tied for the fourth-highest total in a single season in team history.
- Averaged 42.7 per kick and the Falcons allowed 4.8 yards per punt return which was tops in the NFL last season.
- In 2011, Falcons opponents started 62 of their 180 offensive possessions inside their own 20-yard line, which led the League.
- Averaged 38.4 yards on five punts, including a long of 45 and added one touchback as the kickoff specialist against Chicago (9/11).
- Averaged 35.6 yards on seven punts, including a long of 49 against Philadelphia (9/18).
- Averaged 31.3 yards on three punts, including one pined inside of the twenty, and added three touchbacks as the kickoff specialist at Tampa Bay (9/25).
- Averaged 37.5 yards on four punts, including a long of 48 at Seattle (10/2).
- Averaged 37.8 yards on five punts, including a long of 47 vs. Green Bay (10/9).
- Averaged 43 yards on three punts, including two inside of the 20, vs. Carolina (10/16).
- Averaged 35.4 yards on five punts, including two inside of the 20, at Detroit (10/23).
- Averaged 45.9 yards on seven punts, including three inside of the 20, and had a career-long kick of 59 yards at Indianapolis (11/6).
- Averaged 45.4 yards on five punts, including a long of 55 yards, and pinned one punt inside the 20 vs. New Orleans (11/13).

- Averaged 33.0 yards on two punts, pinning both kicks inside the 20, vs. Tennessee (11/20).
- Averaged a career-high 50.4 yards on five punts, including a long of 57 yards, while pinning one kick inside of the 20, vs. Minnesota (11/27).
- Averaged 50.5 yards on four punts, including a long of 52 yards, and downed two kicks inside the 20 at Houston (12/4).
- Averaged 47.8 yards on six punts, including a long of 55 yards, and downed three kicks inside the 20 at Carolina (12/11).
- Averaged 51.0 yards on four punts, including a long of 58 yards and three punts inside the 20 vs. Jacksonville (12/15).
- Averaged 50.0 yards on three punts, including a long of 56 yards and one punt inside the 20 at New Orleans (12/26).
- Averaged 50.5 yards on two punts, including a long of 58 yards, vs. Tampa Bay (1/1).
- Averaged 46.0 yards on seven punts, including a long of 59 yards and one punt inside the 20 at New York (1/8).

COLLEGE

- Served as the Hurricanes primary place kicker and punter, appearing in 50 games during his career.
- Set a school record after connecting on 14 consecutive field goal attempts between 2009 and 2010.
- Posted a string of 105-straight PATs which is the second-best streak in Miami annals. His 127 PATs and 260 points scored both placed seventh in Hurricanes annals.
- Connected on 45 field goals as a Hurricane, posting a field goal percentage of 84.9 (45-of-53), including 9-of-13 attempts of 40-or-more yards.
- As a punter, placed 70-of-234 attempts inside the 20-yard line, finishing with a 41.7-yard average,



VETERAN PLAYERS

and averaged at least 40.0 yards in each of his four seasons handling punting duties.

- Had 49 punts for 50 yards or longer and forced opponents to call for 82 fair catches.
- Closed out his career ranked second in school history in consecutive PATs made (105), tied for fifth in field goals made (45), seventh in point after touchdowns made (127), in total points scored (260) and points scored kicking (260).
- As a senior, earned first-team All-Atlantic Coast Conference honors as a punter from The NFL Draft Report and second-team accolades from the league's media and coaches. He was named the team's Special Teams Player of the Year and was a candidate for the Lowe's Senior Class Award.
- In his junior season, earned All-Atlantic Coast Conference first-team honors as a kicker and second-team recognition as a punter. Ranked second in the league with a 42.53-yard average on 51 punts for 2,169 yards, placing 23 kicks inside the 20-yard line with 12 attempts for 50 yards or longer, seven touchbacks and 21 fair catches.
- As a sophomore, earned second-team All-ACC honors as a kicker and punter, while receiving the Jack Harding Award, given to the team's MVP. Was also a semifinalist for the Lou Groza Award, given to the nation's top kicker.

PERSONAL

- Attended Jupiter (Fla.) High School where Scout.com regarded Boshier as the best kicker in the prep ranks, giving him a four-star prospect rating. He was also rated the top kicker in the nation by Rivals.com.
- Earned U.S. Army All-American honors and was selected to play in the U.S. Army All American Bowl game after his senior season.
- Was rated the state of Florida's best kicking specialist by the Florida Times-Union and the two-time All-State selection was also the recipient of the Lou Groza Award for Palm Beach County as a junior and senior.

BOSHER'S CAREER KICKING STATISTICS

PUNTING										FIELD GOALS					KICKOFFS				
YEAR	GP/GS	NO	YDS	AVG	NET	TB	20	LG	BK	FG	ATT	%	LG	PAT	ATT	PTS	KO	TB	
2011 ATL	16/0	70	2,990	42.7	38.9	4	27	59	1	0	0	0.0	0	0	0	0	87	25	
TOTALS	16/0	70	2,990	42.7	38.9	4	27	59	1	0	0	0.0	0	0	0	0	87	25	



VETERAN PLAYERS



**MATT
BRYANT**
KICKER



3

HT: 5' 9"

WT: 203

NFL EXP: 11

ACQ: FA-'09

4TH YEAR WITH FALCONS

BIRTHDATE: 5/29/75

COLLEGE: BAYLOR UNIVERSITY

TRANSACTIONS

- Was signed as a free agent by the New York Giants in 2002 and was allocated to NFL Europa.
- Was released by the Giants in 2004 and competed in four games between the Indianapolis Colts and Miami Dolphins.
- Signed by Tampa Bay as a free agent on March 2, 2005.
- Released by the Buccaneers on September 5, 2009 and competed with the Florida Tuskers of the UFL.
- Signed by the Falcons as a free agent on December 1, 2009.
- Signed by the Falcons as a free agent on July 29, 2011.

2011 (FALCONS)

- Made 27 of 29 field goal attempts in 2011, including a string of 14 in-a-row to start the season, and increased his franchise record of consecutive made kicks to 30, which surpassed Norm Johnson's franchise record of 26 set between 1992-1993. Also was a perfect 45 of 45 on PATs.
- Posted an NFL-best 93.1 field goal percentage last season.
- Last season, totaled 126 points, which was the fourth highest single-season total in team history. Jay Feely set a club record with 138 points in 2002.
- Recorded six points after converting on field goals of 48 and 25 yards against Chicago (9/11).
- Recorded six points after converting on field goals of 48 and 25 yards against Chicago (9/11).
- Connected on five of five extra point attempts vs. Philadelphia (9/18).
- Scored seven points, including field goals of 26 and 33 yards, against Tampa Bay (9/25).
- Notched 12 points, including a season-long 50-yard field goal, at Seattle (10/2).

- Connected on both of his extra point attempts vs. Green Bay (10/9).
- Tallied seven points, including a 24-yard field goal and four of four extra point attempts, vs. Carolina (10/16).
- Recorded 11 points, including field goals of 47, 40 and 23 yards at Detroit (10/23). With his 47-yard FG in the third quarter, Bryant set a new franchise record for the most consecutive field goals made in team history, passing K Norm Johnson who connected on 26 straight from 1992-93.
- Notched seven points, including a field goal of 20 yards, at Indianapolis (11/6).
- Tallied 11 points, connecting on field goals of 36, 29 and 27 yards vs. New Orleans (11/13).
- Recorded 11 points, including field goals of 33, 24 and 19 yards, vs. Tennessee (11/20).
- Connected on a field goal of 37 yards and added three extra points vs. Minnesota (11/27).
- Tallied four points at Houston (12/4), including a field goal of 19 yards.
- Recorded seven points, connecting on four-of-four extra points and adding a 30-yard field goal, at Carolina (12/11).
- Notched two-of-two field goals, including a long of 33 yards, and connected on five-of-five extra points vs. Jacksonville (12/15).
- Connected on three-of-three field goals, including a season-long field goal of 51 yards, at New Orleans (12/26).
- Hit six-of-six extra point attempts and added one field goal of 20 yards vs. Tampa Bay (1/1).

CAREER

- In 131 career games, has converted 200 of 238 field goals, a long kick of 62 yards and 280 of 284 PATs for a total of 880 career points.



VETERAN PLAYERS

- Since joining the Falcons in 2009, his 88.6 field goal percentage ranks second in the League.
- Kicked the second-longest game-winning field goal in NFL history after splitting the uprights on a 62-yarder against Philadelphia in 2006.
- Has earned NFC Player of the Week honors six times (twice with the Buccaneers, the New York Giants and Falcons), including two times in 2010, and player of the month honors once during his career.
- Has made 12 game-winning field goals in his career, including three during the 2010 season and seven as a member of the Buccaneers.

COLLEGE

- A graduate of Baylor University, ranks seventh on the school's all-time scoring list with 105 points (21 field goals and 42 extra points).
- His 21 field goals place him fifth in Bears history while his 42 of 42 PATs set the school record with a 100 percent success rate.
- Attended Trinity Valley Junior College for two years and was twice named a junior college All-America selection.

PERSONAL

- Attended Bridge City High School in Texas where his 52-yard field goal is still the school record.
- Following the 2008 season, was honored by the PFWA with the Halas Award which goes to the individual in the NFL who overcame the most adversity to succeed during a season.
- Was named the Buccaneers 2007 Man of the Year and

a finalist for the NFL Walter Payton Man of the Year award for his work on and off the football field.

- Was the Buccaneers 2008 Ed Block Courage Award recipient.
- Married to Melissa, and the couple has one son, Tre. The couple's youngest son, Matthew Tryson, passed away in September of 2008.

EXTRA POINTS


- Attended several events to support the March of Dimes Georgia chapter during the 2010 season. He attended a special Prematurity Town Hall Forum at Zoo Atlanta, Bowling for Babies and an Evening of Excellence, where he and his wife Melissa, spoke about how the March of Dimes has impacted their lives and the great work that they do to support babies all across the nation.
- Participated in the Extra Yard partnership program and donated his tickets to the March of Dimes Georgia.
- Attending a special night at Andretti's Indoor Karting & Games with several children from the Make A Wish Foundation of Georgia/Alabama, bowling for Challenged Child & Friends and Fishing with the Falcons (a special fishing outing on Lake Lanier with wounded military veterans).

BRYANT'S CAREER KICKING STATISTICS

FIELD GOALS										KICKOFFS				PUNTING					
YEAR	GP/GS	FG	ATT	%	LG	PAT	ATT	PTS	KO	TB	NO	YD	AVG	NET	TB	20	LG	BK	
2002	NYG 16/0	26	32	81.3	47	30	32	108	70	2	0	0	0.0	0	0	0	0	0	
2003	NYG 11/0	11	14	78.6	47	17	17	50	38	2	0	0	0.0	0	0	0	0	0	
2004	IND/MIA 4/0	3	4	75.0	47	12	12	21	18	0	0	0	0.0	0	0	0	0	0	
2005	TB 15/0	21	25	84.0	50	31	31	94	66	5	0	0	0.0	0	0	0	0	0	
2006	TB 16/0	17	22	77.3	62	23	23	73	53	4	0	0	0.0	0	0	0	0	0	
2007	TB 16/0	28	33	84.8	49	34	34	118	74	6	0	0	0.0	0	0	0	0	0	
2008	TB 16/0	32	38	84.2	49	35	36	131	81	6	0	0	0.0	0	0	0	0	0	
2009	ATL 5/0	7	10	70.0	51	10	10	31	0	0	1	36	36.0	36	0	1	36	0	
2010	ATL 16/0	28	31	90.3	51	44	44	128	0	0	0	0	0.0	0	0	0	0	0	
2011	ATL 16/0	27	29	93.1	51	45	45	126	0	0	0	0	0.0	0	0	0	0	0	
TOTALS	131/0	200	238	84.0	62	280	284	880	406	25	1	36	36.0	36	0	1	36	0	




VETERAN PLAYERS




TYSON CLABO

OFFENSIVE TACKLE



PRO BOWL YEARS
2010



77

HT: 6' 6" WT: 329

BIRTHDATE: 10/17/81

NFL EXP: 8

ACQ: FA-'06

7TH YEAR WITH FALCONS

COLLEGE: WAKE FOREST UNIVERSITY

TRANSACTIONS

- Originally signed by the Denver as an undrafted rookie free agent on April 26, 2004. Waived by the Broncos on September 5. Signed by the New York Giants practice squad on September 7. Released from the Giants practice squad on September 21. Signed to the San Diego practice squad on October 5. Released by the Chargers on October 11. Signed by the Broncos on December 21.
- Allocated to the Hamburg Sea Devils of NFL Europa. Waived by the Denver on September 3, 2005.
- Signed to the Falcons practice squad on September 21, 2005 and was re-signed by the Falcons on January 2, 2006.
- Signed by the Falcons as a free agent on July 29, 2011.

2011 (FALCONS)

- Started all 16 games at right tackle and protected QB Matt Ryan as he threw for a franchise record 4,177 yards in 2011.
- Started at right tackle against Chicago (9/11) and was part of an offensive line that protected for QB Matt Ryan, who threw for 319 yards.
- Member of an offensive unit that produced 318 yards of total offense vs. Philadelphia (9/18).
- Part of an offensive line that did not allow a sack at Seattle (10/2).
- Helped pave the way for RB Michael Turner, who rushed for 139 yards and two touchdowns vs. Carolina (10/16).
- Started at right tackle at Detroit (10/23) and helped block for RB Michael Turner, who rushed for 122 yards.
- Member of an offensive line that helped produce 163 yards on the ground at Indianapolis (11/6).
- Started at right tackle vs. New Orleans (11/13) and helped protect QB Matt Ryan, who passed for a career-high 351 yards.

- Part of an offensive line that did not allow a sack vs. Tennessee (11/20).
- Protected for QB Matt Ryan, who recorded a 128.2 passer rating vs. Minnesota (11/27).
- Member of an offensive line that did not allow a sack at Houston (12/4).
- Protected for QB Matt Ryan, who threw for 320 yards and four touchdowns at Carolina (12/11).
- Part of an offensive line that protected QB Matt Ryan, who logged a season-high 137.3 passer rating vs. Jacksonville (12/15).
- Started at right tackle and was part of an offensive line that did not allow a sack at New Orleans (12/26).
- Helped pave the way for RB Michael Turner, who rushed for 172 and two touchdowns on 17 carries vs. Tampa Bay (1/1).
- Started his third career playoff game for the Falcons at New York (1/8).

CAREER

- A versatile lineman that has seen extensive action in his five years with the Falcons, starting 69 career games.
- Named to his first Pro Bowl in 2010.

COLLEGE

- Started the final 36 games of his college career and a total of 37 contests of 47 games played at Wake Forest. Earned first-team All-Atlantic Conference honors as a senior.
- Started all 13 games as a junior and moved to left guard after playing tackle in 2001, helping the Deacon ground game lead the ACC in rushing for the second-straight year.

PERSONAL

- Versatile athlete who lettered in football and basketball at Farragut (TN) High School.
- Earned all-conference honors as a junior and senior.



VETERAN PLAYERS

CLABO'S CAREER GAMES PLAYED/STARTED

2011	2010	2009	2008	2007	2006	2005	2004
ATL	ATL	ATL	ATL	ATL	ATL	ATL	DEN
16/16	16/16	16/16	16/16	11/11	10/10	0/0	0/0
TOTAL	85/85						

CLABO'S CAREER POSTSEASON GAMES PLAYED/STARTED

2011	2010	2008
ATL	ATL	ATL
1/1	1/1	1/1
TOTAL	3/3	





VETERAN PLAYERS



**KEVIN
CONE**

WIDE RECEIVER



12

HT: 6-2

WT: 216

NFL EXP: 1

AQU: FA-'11

2ND YEAR WITH FALCONS

BIRTHDAY: 3/20/1988

COLLEGE: GEORGIA TECH

TRANSACTIONS

- Signed by the Falcons as a College Free Agent on August 2, 2011.
- Waived by the Falcons on September 3, 2011.
- Signed to the Falcons practice squad on September 4, 2011.
- Signed to the Falcons active roster on December 28, 2011.

2011 (FALCONS)

- Served as a member of the Falcons practice squad from weeks 1-15 before being signed to the active roster for the season finale against Tampa Bay (1/1/12).
- Saw first career action on offense and special teams vs. Tampa Bay (1/1).
- Saw action on special teams at New York (1/8).

COLLEGE

- Caught five passes for 89 yards and one touchdown in the Yellow Jackets triple option offense in 2010. Prior to transferring to Georgia Tech, he played one season (2007) at Shorter College where he caught 12 passes for 83 yards and two touchdowns.

PERSONAL

- Earned two varsity letters in football at St. Pius X Catholic High School where he also played basketball and ran track. Hails from Stone Mountain, GA.



VETERAN PLAYERS



**MIKE
COX**

FULLBACK



42

HT: 6' 0" WT: 252 NFL EXP: 5 ACQ: FA-'11 2ND YEAR WITH FALCONS

BIRTHDATE: 7/11/85 COLLEGE: GEORGIA TECH

TRANSACTIONS

- Originally selected as a rookie free agent by Kansas City on May 2, 2008.
- Signed by Kansas City on March 25, 2010 before being released on Sept. 3, 2011.
- Signed by the Falcons as a free agent on October 25, 2011.

2011 (FALCONS)

- Started at fullback at Indianapolis (11/6) and helped pave the way for a rushing attack that gained 163 yards on the ground.
- Recorded two receptions for eight yards vs. New Orleans (11/13).
- Saw time on offense vs. Tennessee (11/20).
- Saw time on offense vs. Minnesota (11/27).
- Saw time on offense at Houston (12/4).
- Started at fullback at Carolina (12/11).
- Started at fullback vs. Jacksonville (12/15).
- Saw time of offense at New Orleans (12/26).
- Started at fullback vs. Tampa Bay (1/1).
- Started at fullback at New York (1/8).

CAREER

- A solid blocker who is also a sure-handed receiver., Cox has played in 39 games (17 starts), notching four carries for three yards with a touchdown and 22 catches for 125 yards (5.7 avg.), in addition to a catch on a two-point conversion.
- Also recorded three special teams tackles and has five kickoff returns for 20 yards (4.0 avg.).

COLLEGE

- Saw action in 47 games, with 33 starts, at Georgia Tech, registering 10 carries for 63 yards.
- Caught 30 passes for 217 yards with a touchdown and added five special teams tackles.

- Served as the lead blocker in a Yellow Jackets rushing attack that paced the ACC at 199.3 yards per game.

- Named the ACC's best blocking back by *The Sporting News*.

PERSONAL

- Three-year letter winner rushed for 1,326 yards with 18 touchdowns and caught 20 passes for 415 yards at Red Land High School in New Cumberland, Pennsylvania.
- Was a starter at linebacker, recording 125 tackles and three interceptions.
- Majored in Management at Georgia Tech.
- Married to wife, Dana. Brother, Lucas, attended training camp with the Falcons in 2011.



VETERAN PLAYERS

COX'S CAREER OFFENSIVE STATISTICS

		RUSHING						RECEIVING				
YEAR		GP/GS	ATT	YDS	AVG	LG	TD	REC	YDS	AVG	LG	TD
2008	KC	16/5	1	-2	-2.0	-2	0	8	19	2.4	5	0
2009	KC	16/10	3	5	1.7	2	1	10	79	7.9	19	0
2010	KC	7/2	0	0	0.0	0	0	4	27	6.8	13	0
2011	ATL	9/5	0	0	0.0	0	0	2	8	4.0	8	0
TOTALS		48/22	4	3	0.8	2	1	24	133	5.5	19	0

2011 GAME-BY-GAME

DATE	OPP	RUSHING					RECEIVING				
		RUSH	YDS	AVG	LG	TD	REC	YDS	AVG	LG	TD
9/11	@ CHI										
9/18	PHI										
9/25	@ TB										
10/2	@ SEA										
10/9	GB										
10/16	CAR										
10/23	@ DET	SIGNED TO ACTIVE ROSTER 10/25/2011									
11/6	@ IND	0	0	0.0	0	0	0	0	0.0	0	0
11/13	NO	0	0	0.0	0	0	2	8	4.0	8	0
11/20	TEN	0	0	0.0	0	0	0	0	0.0	0	0
11/27	MIN	0	0	0.0	0	0	0	0	0.0	0	0
12/4	@ HOU	0	0	0.0	0	0	0	0	0.0	0	0
12/11	@ CAR	0	0	0.0	0	0	0	0	0.0	0	0
12/15	JAX	0	0	0.0	0	0	0	0	0.0	0	0
12/26	@ NO	0	0	0.0	0	0	0	0	0.0	0	0
1/1	TB	0	0	0.0	0	0	0	0	0.0	0	0
TOTALS		0	0	0.0	0	0	2	8	4.0	8	0
CAREER		4	3	0.8	2	1	24	133	5.5	19	0



VETERAN PLAYERS



**THOMAS
DECOD**
SAFETY



28

HT: 6' 0"

WT: 192

NFL EXP: 5

ACQ: D3C-'08

5TH YEAR WITH FALCONS

BIRTHDATE: 3/19/85

COLLEGE: UNIVERSITY OF CALIFORNIA

TRANSACTIONS

- Originally selected as a third round (98th pick overall) draft choice by Atlanta in 2008.
- Re-signed by the Falcons on March 6, 2012.

2011 (FALCONS)

- Ranked third on the team with 109 total tackles (76 solo) last season. Also posted a career-high four interceptions.
- Led the secondary with 12 tackles (eight solo) against Chicago (9/11).
- Started at free safety and recorded 11 tackles (six solo) and added an interception against Tampa Bay (9/25).
- Recorded three tackles (two solo), one pass defended and an interception in the endzone at Seattle (10/2).
- Tallied seven tackles (six solo) and one pass defended vs. Green Bay (10/9).
- Recorded nine tackles (five solo), one pass defended and tied a career-high with his third interception of the season vs. Carolina (10/16).
- Registered four tackles (two solo) at Detroit (10/23).
- Collared four tackles (three solo) at Indianapolis (11/6).
- Notched 12 tackles (seven solo) and one tackle for loss vs. New Orleans (11/13).
- Tallied four tackles (three solo) vs. Tennessee (11/20).
- Recorded eight tackles (six solo) vs. Minnesota (11/27).
- Registered a season-high 13 tackles (11 solo) at Houston (12/4).
- Collared three tackles at Carolina (12/11).
- Established a career-high with his fourth interception of the season and added one tackle and one pass defended vs. Jacksonville (12/15).

- Notched a team-high 10 tackles (seven solo) and one pass defended at New Orleans (12/26).

- Led the Falcons secondary with eight tackles (six solo), while adding one tackle for loss and one pass defended vs. Tampa Bay (1/1).

- Recorded nine tackles (seven solo) and two tackles for loss at New York (1/8).

CAREER

- In four seasons with the Falcons, has totaled 335 tackles (219 solo) with eight interceptions, four forced fumbles and 19 passes defended.
- Has started all but one game at free safety in the last three seasons.
- Tied a career-high and ranked second on the team with 113 tackles in 2010.
- Earned NFC Defensive Player of the Week honors for his performance against the Chicago Bears on Sunday Night Football (10/18). DeCoud logged eight tackles, two passes defended and a career-high two interceptions. His multiple-interception game was the first for a member of the Falcons defense since 2006.
- Was named to the 2010 *USA Today* All-Joe Team.

COLLEGE

- DeCoud started 45 games during his career at California and recorded 198 tackles (115 solo), one sack, five tackles for loss, two forced fumbles and two fumble recoveries. He also intercepted one pass, broke-up seven passes and blocked six kicks.
- Named an All-Pac 10 honorable mention selection while serving as the team's defensive captain during his senior season.
- Started 12 games at the safety position in 2007 and led the team with a career-high 116 tackles (71 solo), which also ranked fourth in the league.
- Named Pac-10 Player of the Week against Arizona (9/22/07) after collecting 10 tackles, a 12-yard sack that caused a fumble and his first career interception.



VETERAN PLAYERS

PERSONAL

- Attended Pinole Valley High School (California) and earned first-team All-Alameda Contra Costa Athletic League accolades during a brilliant senior season in which he recorded 80 tackles, and two interceptions.
- Caught 23 passes for 600 yards as a wide receiver.
- As a junior, DeCoud was awarded All-ACCAL honors in both football and basketball.
- Interdisciplinary Studies major.
- Born on March 19, 1985.
- Last name is pronounced: Day-Coo.

EXTRA POINTS

- Participated in the Extra Yard partnership program the past three seasons and has purchased 40 season tickets and t-shirts for the Juvenile Diabetes Research Foundation Georgia Chapter.
- Participated as a celebrity waiter for Coach Smith's second annual Huddle Up for Miracles at Capital Grille to benefit the Children's Miracle Network.

DECOUD'S CAREER DEFENSIVE STATISTICS

YEAR	GP/GS	TK	SO	AST	SK	YDS	INT	YDS	LG	TD	PD	FF	FR	YDS	TD
2008	ATL	10/0	0	0	0	0.0	0.0	0	0	0	0	0	0	0	0
2009	ATL	16/16	113	73	40	2.0	18.0	3	25	15	0	7	2	1	0
2010	ATL	16/16	113	69	44	0.0	0.0	1	0	0	0	4	2	0	0
2011 ^{11/16}	109	76	33	0.0	0.0	4	77	49	0	6	0	0	0	0	0
TOTAL	58/47	335	219	116	2.0	18.0	8	102	49	0	17	4	1	0	0

DECOUD'S CAREER POSTSEASON STATISTICS

YEAR	GP/GS	TK	SO	AST	SK	YDS	INT	YDS	LG	TD	PD	FF	FR	YDS	TD
2008	ATL	1/0	0	0	0	0.0	0.0	0	0	0	0	0	0	0	0
2010 ^{11/11}	4	3	1	0.0	0.0	0	0	0	0	0	0	0	0	0	0
2011 ^{11/11}	9	7	2	0.0	0.0	0	0	0	0	0	0	0	0	0	0
TOTAL	3/2	13	10	3	0.0	0.0	0	0	0	0	0	0	0	0	0

- Additional Statistics: Five special teams tackles in 2008.

DECOUD'S BEST GAMES

TACKLES	SACKS	FORCED FUMBLES	INTERCEPTIONS
13, Three Times	1.0, Two Times	1, Two Times	2 vs. CHI (10/18/09)
Last at HOU (12/5/11)	Last at NO (11/2/09)	Last at TB (1/3/10)	



VETERAN PLAYERS

2011 GAME-BY-GAME										
DATE	OPP	TK	SO	SK	YDS	INT	YDS	FF	FR	PD
9/11	@ CHI	12	8	0.0	0.0	0	0	0	0	0
9/18	PHI	0	0	0.0	0.0	0	0	0	0	0
9/25	@ TB	11	6	0.0	0.0	1	0	0	0	1
10/2	@ SEA	3	2	0.0	0.0	1	7	0	0	1
10/9	GB	7	6	0.0	0.0	0	0	0	0	1
10/16	CAR	9	5	0.0	0.0	1	49	0	0	1
10/23	@ DET	4	2	0.0	0.0	0	0	0	0	0
11/6	@ IND	4	3	0.0	0.0	0	0	0	0	0
11/13	NO	12	7	0.0	0.0	0	0	0	0	0
11/20	TEN	4	3	0.0	0.0	0	0	0	0	0
11/27	MIN	8	6	0.0	0.0	0	0	0	0	0
12/4	@ HOU	13	11	0.0	0.0	0	0	0	0	0
12/11	@ CAR	3	3	0.0	0.0	0	0	0	0	0
12/15	JAX	1	1	0.0	0.0	1	21	0	0	1
12/26	@ NO	10	7	0.0	0.0	0	0	0	0	1
1/1	TB	8	6	0.0	0.0	0	0	0	0	1
TOTALS		109	76	0.0	0.0	4	77	0	0	7
CAREER		335	219	2.0	18.0	8	102	4	1	19

2011 POSTSEASON										
DATE	OPP	TK	SO	SK	YDS	INT	YDS	FF	FR	PD
1/8	@ NYG	9	7	0.0	0.0	0	0	0	0	0
TOTALS		9	7	0.0	0.0	0	0	0	0	0

2010 GAME-BY-GAME										
DATE	OPP	TK	SO	SK	YDS	INT	YDS	FF	FR	PD
9/12	PIT	8	4	0.0	0.0	0	0	0	0	0
9/19	ARI	4	2	0.0	0.0	0	0	0	0	0
9/26	@ NO	9	5	0.0	0.0	1	0	0	0	1
10/3	SF	9	6	0.0	0.0	0	0	0	0	0
10/10	@ CLE	9	3	0.0	0.0	0	0	0	0	1
10/17	@ PHI	8	6	0.0	0.0	0	0	0	0	0
10/24	CIN	3	2	0.0	0.0	0	0	0	0	0
11/7	TB	3	3	0.0	0.0	0	0	0	0	0
11/11	BAL	4	2	0.0	0.0	0	0	0	0	0
11/21	@ STL	4	2	0.0	0.0	0	0	0	0	0
11/28	GB	8	4	0.0	0.0	0	0	1	0	1
12/5	@ TB	6	3	0.0	0.0	0	0	0	0	0
12/12	@ CAR	13	9	0.0	0.0	0	0	0	0	0
12/19	@ SEA	10	7	0.0	0.0	0	0	0	0	0
12/27	NO	10	6	0.0	0.0	0	0	0	0	1
1/2	CAR	5	5	0.0	0.0	0	0	1	0	0
TOTALS		113	69	0.0	0.0	1	0	2	0	4

2010 POSTSEASON										
DATE	OPP	TK	SO	SK	YDS	INT	YDS	FF	FR	PD
1/15	GB	4	3	0.0	0.0	0	0	0	0	0
TOTALS		4	3	0.0	0.0	0	0	0	0	0


2009 GAME-BY-GAME										
DATE	OPP	TK	SO	SK	YDS	INT	YDS	FF	FR	PD
9/13	MIA	4	2	0.0	0.0	0	0	0	0	0
9/20	CAR	12	5	0.0	0.0	0	0	0	1	1
9/27	@ NE	5	5	0.0	0.0	0	0	0	0	1
10/11	@ SF	5	3	0.0	0.0	0	0	0	0	1
10/18	CHI	8	5	0.0	0.0	2	20	0	0	2
10/25	@ DAL	13	12	1.0	8.0	0	0	0	0	1
11/2	@ NO	5	4	1.0	10.0	0	0	1	0	0
11/8	WSH	8	4	0.0	0.0	0	0	0	0	0
11/15	@ CAR	10	6	0.0	0.0	0	0	0	0	0
11/22	@ NYG	8	4	0.0	0.0	0	0	0	0	0
11/29	TB	6	3	0.0	0.0	0	0	0	0	0
12/6	PHI	5	5	0.0	0.0	0	0	0	0	0
12/13	NO	10	8	0.0	0.0	0	0	0	0	0
12/20	@ NYJ	5	2	0.0	0.0	1	5	0	0	1
12/27	BUF	4	3	0.0	0.0	0	0	0	0	0
1/3	@ TB	5	2	0.0	0.0	0	0	1	0	0
TOTALS		113	73	2.0	18.0	3	25	2	1	7

2008 GAME-BY-GAME										
DATE	OPP	TK	SO	SK	YDS	INT	YDS	FF	FR	PD
9/7	DET	0	0	0.0	0.0	0	0	0	0	0
9/14	@ TB	0	0	0.0	0.0	0	0	0	0	0
9/21	KC	0	0	0.0	0.0	0	0	0	0	0
9/28	@ CAR	0	0	0.0	0.0	0	0	0	0	0
10/5	@ GB	0	0	0.0	0.0	0	0	0	0	0
10/12	CHI	0	0	0.0	0.0	0	0	0	0	0
10/26	@ PHI	0	0	0.0	0.0	0	0	0	0	0
11/2	@ OAK	0	0	0.0	0.0	0	0	0	0	0
11/9	NO	0	0	0.0	0.0	0	0	0	0	0
11/16	DEN	0	0	0.0	0.0	0	0	0	0	0
11/23	CAR	0	0	0.0	0.0	0	0	0	0	0
11/30	@ SD	0	0	0.0	0.0	0	0	0	0	0
12/7	@ NO	0	0	0.0	0.0	0	0	0	0	0
12/14	TB	0	0	0.0	0.0	0	0	0	0	0
12/21	@ MIN	0	0	0.0	0.0	0	0	0	0	0
12/28	STL	0	0	0.0	0.0	0	0	0	0	0
TOTALS		0	0	0.0	0.0	0	0	0	0	0

2008 POSTSEASON										
DATE	OPP	TK	SO	SK	YDS	INT	YDS	FF	FR	PD
1/3	@ ARZ	0	0	0.0	0.0	0	0	0	0	0
TOTALS		0	0	0.0	0.0	0	0	0	0	0



VETERAN PLAYERS



**AKEEM
DENT**
LINEBACKER



52

HT: 6-1

WT: 239

NFL EXP: 1

AQU: D3-'11

2ND YEAR WITH FALCONS

BIRTHDAY: 9/27/1987

COLLEGE: UNIVERSITY OF GEORGIA

TRANSACTIONS

- Selected as a third round (91st pick overall) draft choice by Atlanta in 2011.

2011 (FALCONS)

- Played in all 16 games, primarily on special teams. Led the team with 19 special teams tackles, which was tied for the second-highest total in team history.
- Saw action on special teams in his professional debut at Chicago (9/11).
- Saw action on special teams against Philadelphia (9/18).
- Saw action on special teams at Tampa Bay (9/25).
- Recorded one special teams tackle at Seattle (10/2).
- Saw action on special teams vs. Green Bay (10/9).
- Saw action on special teams vs. Carolina (10/16).
- Recorded one special teams tackle and forced a fumble at Detroit (10/23).
- Notched two special teams tackles at Indianapolis (11/6).
- Registered two special teams tackles vs. New Orleans (11/13).
- Tallied two special teams tackles vs. Tennessee (11/20).
- Recorded two special teams tackles vs. Minnesota (11/27).
- Saw action on defense and special teams at Houston (12/4).
- Collared four special teams tackles (three solo) at Carolina (12/11).
- Collared one tackle and added one special teams tackle vs. Jacksonville (12/15).
- Recorded one special teams tackle at New Orleans (12/26).

- Assisted on two special teams tackles vs. Tampa Bay (1/1).

- Assisted on one special teams tackle at New York (1/8).

COLLEGE

- Started 29-of-47 games at Georgia, including 16 at strong-side outside linebacker and 13 at strong-side inside linebacker. Posted 240 tackles (133 solo) with 4.5 sacks (42 yards) and 12 tackles for loss (54 yards) with two forced fumbles, two fumble recoveries and five passes defended.
- Emerged as one of the elite tacklers in the Southeastern Conference in 2010 after receiving All-SEC second team honors and leading the Bulldogs with 126 tackles (69 solo) with 2.5 sacks and 6.5 tackles for loss.
- His 126 total tackles were the most by a Georgia linebacker in a single season since 1996.
- Served as one of the team's co-captains and showed versatility as coaching changes shifted him from a 4-3 strong-side linebacker to an inside linebacker the 3-4 defense the Bulldogs employed in his senior season.
- As a junior in 2009, appeared in eight games with four starts and registered 32 tackles and 2.5 tackles for loss.
- As a sophomore, he started eight of 13 games he played in. He produced 46 tackles (27 solo), 1.5 sacks and three tackles for loss.
- Was selected as a member of the Georgia Athletic Director's Academic Honor Roll as a junior and a senior, and earned the team's 'True Grit' Award in 2010.

PERSONAL

- A Douglass, Georgia native, attended Douglass High School registering 140 tackles as a senior and earning Super Southern 100 honors from the Atlanta Journal-Constitution and Class AAAAA first-



VETERAN PLAYERS

team All-State accolades from the Georgia Sports Writers Association.

- Was named to the Orlando Sentinel All-Southern Team, the Valdosta Daily Times All-State defensive squad, and was a Fox Sports Network South Countdown to Signing Day "All-South" third-team choice.
- Graduated from UGA in December 2010 with a bachelors degree in housing.
- Off the field interests include fishing, basketball and relaxing with his friends.

2011 GAME-BY-GAME										
DATE	OPP	TK	SO	SK	YDS	INT	YDS	FF	FR	PD
9/11	@ CHI	0	0	0.0	0.0	0	0	0	0	0
9/18	PHI	0	0	0.0	0.0	0	0	0	0	0
9/25	@ TB	0	0	0.0	0.0	0	0	0	0	0
10/2	@ SEA	0	0	0.0	0.0	0	0	0	0	0
10/9	GB	0	0	0.0	0.0	0	0	0	0	0
10/16	CAR	0	0	0.0	0.0	0	0	0	0	0
10/23	@ DET	0	0	0.0	0.0	0	0	1	0	0
11/6	@ IND	0	0	0.0	0.0	0	0	0	0	0
11/13	NO	0	0	0.0	0.0	0	0	0	0	0
11/20	TEN	0	0	0.0	0.0	0	0	0	0	0
11/27	MIN	0	0	0.0	0.0	0	0	0	0	0
12/4	@ HOU	0	0	0.0	0.0	0	0	0	0	0
12/11	@ CAR	0	0	0.0	0.0	0	0	0	0	0
12/15	JAX	1	1	0.0	0.0	0	0	0	0	0
12/26	@ NO	0	0	0.0	0.0	0	0	0	0	0
1/1	TB	0	0	0.0	0.0	0	0	0	0	0
TOTALS		1	1	0.0	0.0	0	0	1	0	0
CAREER		1	1	0.0	0.0	0	0	1	0	0


2011 POSTSEASON										
DATE	OPP	TK	SO	SK	YDS	INT	YDS	FF	FR	PD
1/8	@ NYG	0	0	0.0	0.0	0	0	0	0	0
TOTALS		0	0	0.0	0.0	0	0	0	0	0

DENT'S CAREER DEFENSIVE STATISTICS																
YEAR		GP/GS	TK	SO	AST	SK	YDS	INT	YDS	LG	TD	PD	FF	FR	YDS	TD
2011	ATL	16/0	1	1	0	0.0	0.0	0	0	0	0	0	1	0	0	0
TOTAL		16/0	1	1	0	0.0	0.0	0	0	0	0	0	1	0	0	0

- Additional Statistics: Notched 19 special teams tackles in 2011, which was tied for the second-highest total in team history.




VETERAN PLAYERS



**HARRY
DOUGLAS**

WIDE RECEIVER



83

HT: 6' 0" WT: 183

NFL EXP: 3 ACQ: D3B - '08

4TH YEAR WITH FALCONS

BIRTHDATE: 9/16/84

COLLEGE: UNIVERSITY OF LOUISVILLE

TRANSACTIONS

- Selected as a third round (84th pick overall) draft choice by Atlanta in 2008.

2011 (FALCONS)

- Enjoyed his best season as a Falcon in 2011, posting career highs with 39 catches and 498 yards. Also added one touchdown reception.
- Collected 10 yards on two receptions in vs. Chicago (9/11).
- Recorded two receptions for 19 yards in week two against Philadelphia (9/18).
- Logged a season-high five receptions for 35 yards against Tampa Bay (9/25).
- Saw action but did not record any statistics at Seattle (10/2).
- Recorded two receptions for 16 yards vs. Green Bay (10/9).
- Started at wide receiver and recorded two catches for 57 yards, including a long reception of 34 yards vs. Carolina (10/16).
- Hauled in four receptions for 62 yards, including a season-long 49-yard catch at Detroit (10/23).
- Saw action but did not record any statistics at Indianapolis (11/6).
- Recorded eight catches for 133 yards, both career highs, including a long reception of 46 yards vs. New Orleans (11/13).
- Started at wide receiver and tallied four catches for 51 yards vs. Tennessee (11/20).
- Logged two receptions for 45 yards and a touchdown vs. Minnesota (11/27).
- Hauled in four catches for 43 yards at Houston (12/4).
- Recorded two receptions for 12 yards at Carolina (12/11).

- Registered one reception for 12 yards vs. Jacksonville (12/15).
- Tallied one catch for three yards at New Orleans (12/26).
- Saw action but did not record any statistics vs. Tampa Bay (1/1).
- Notched one catch for seven yards at New York (1/8).

CAREER

- Despite missing the entire 2009 season with an injury, has posted 84 receptions for 1,112 yards with three touchdowns in four seasons with the Falcons.
- Contributed heavily in his rookie campaign, participating in every contest and took over punt return duties halfway through the season.
- Posted a 61-yard punt return for a touchdown against Carolina (11/23/08), the Falcons first punt return for a score since 2004.
- Was named NFC Special Teams Player of the Week (12) following his performance against the Carolina Panthers in 2008.

2010 (FALCONS)

- Saw action in all 16 games and contributed with 22 receptions for 294 yards and one touchdown.

COLLEGE

- Graduated ranking second in school history with 2,924 receiving yards while his 173 receptions ranked fifth on the school's all-time record list. Douglas' 173 catches were also tied with Reggie Wayne for the sixth highest amount in Big East history.
- Totaled 15 career touchdowns which placed him seventh in Louisville annals.
- Became the first player in school history to gain over 200 yards receiving twice in a career, totaling 205 yards against Syracuse and 223 yards against Kentucky, which set the school's game-record and tied a conference record.



VETERAN PLAYERS

PERSONAL

- Attended Jonesboro High School (Georgia) and was a first-team all-county and honorable mention all-state selection as a senior.
- Was one of only three players to receive all nine sports writers' votes for first-team all-region accolades in 2002.
- Caught 40 passes for 831 yards and seven touchdowns during his final campaign.
- Was an all-region selection by the **Atlanta Journal-Constitution** in basketball as he averaged 20.5 points per game.
- Born on September 16, 1984.
- Brother, Toney, plays professional basketball for the New York Knicks.

EXTRA POINTS

- Hosts an annual bowling fundraising event for the March of Dimes – Georgia Chapter at Ten Pin Bowling Alley in Atlanta. The event has helped raise several thousand dollars for the March of Dimes to help save newborn babies.
- The Douglas Brothers Foundation, a charitable foundation run by Harry and his brother Toney, hosted its second annual Holiday Treat Festival in their hometown of Jonesboro, GA in December 2010. This event helped treat several underprivileged children during the holidays to free gifts, haircuts, health screenings and meal. Last year's event was attended by over 3,000 people. Several of Douglas' teammates joined him at the event.





VETERAN PLAYERS

DOUGLAS' CAREER OFFENSIVE STATISTICS

RECEIVING								RUSHING			
YEAR	GP/GS	REC	YDS	AVG	LG	TD	ATT	YDS	AVG	LG	TD
2008 ATL	16/0	23	320	13.9	69	1	12	69	5.8	33	1
2009 ATL											
2010 ATL	16/4	22	294	13.4	46	1	2	-5	-5.0	-5	0
2011 ATL	16/4	39	498	12.8	49	1	1	3	3.0	3	0
TOTALS	48/8	84	1,112	13.2	69	3	15	67	4.5	33	1

DOUGLAS' CAREER RETURN STATISTICS

PUNT RETURNS							KICKOFF RETURNS				
YEAR	NO	FC	YDS	AVG	LG	TD	NO	YDS	AVG	LG	TD
2008 ATL	19	3	226	11.9	61t	1	1	10	10.0	10	0
2009 ATL											
TOTALS	19	3	226	11.9	61t	1	1	10	10.0	10	0

DOUGLAS' CAREER POSTSEASON STATISTICS

RECEIVING						RUSHING					
YEAR	GP/GS	REC	YDS	AVG	LG	TD	ATT	YDS	AVG	LG	TD
2008 ATL	1/1	1	0	0.0	0	0	0	0	0.0	0	0
2010 ATL	1/0	1	2	2.0	2	0	0	0	0.0	0	0
2011 ATL	1/0	1	7	7.0	7	0	0	0	0.0	0	0
TOTALS	3/1	3	9	3.0	7	0	0	0	0.0	0	0

DOUGLAS' POSTSEASON RETURN STATISTICS

PUNT RETURNS						KICKOFF RETURNS					
YEAR	NO	FC	YDS	AVG	LG	TD	NO	YDS	AVG	LG	TD
2008 ATL	3	0	31	10.3	21	0	0	0	0.0	0	0
TOTALS	3	0	31	10.3	21	0	0	0	0.0	0	0

- Additional Statistics: Returned a punt return for a 61-yard touchdown vs. Carolina (11/23/08).

DOUGLAS' BEST GAMES

RECEPTIONS	YARDS	LONG	TOUCHDOWNS
8 vs. NO (11/13/11)	133 vs. NO (11/13/11)	69 vs. CAR (11/23/08)	1 -- Three Times Last vs. MIN (11/27/11)



VETERAN PLAYERS

2011 GAME-BY-GAME												
DATE	OPP	RECEIVING					RUSHING					
		REC	YDS	AVG	LG	TD	RSH	YDS	AVG	LG	TD	
9/11	@ CHI	2	10	5.0	7	0	0	0	0.0	0	0	
9/18	PHI	2	19	9.5	15	0	0	0	0.0	0	0	
9/25	@ TB	5	35	7.0	16	0	0	0	0.0	0	0	
10/2	@ SEA	0	0	0.0	0	0	0	0	0.0	0	0	
10/9	GB	2	16	8.0	13	0	0	0	0.0	0	0	
10/16	CAR	2	57	28.5	34	0	0	0	0.0	0	0	
10/23	@ DET	4	62	15.5	49	0	0	0	0.0	0	0	
11/6	@ IND	0	0	0.0	0	0	0	0	0.0	0	0	
11/13	NO	8	133	16.6	46	0	1	3	3.0	3	0	
11/20	TEN	4	51	12.8	21	0	0	0	0.0	0	0	
11/27	MIN	2	45	22.5	27	1	0	0	0.0	0	0	
12/4	@ HOU	4	43	10.8	17	0	0	0	0.0	0	0	
12/11	@ CAR	2	12	6.0	9	0	0	0	0.0	0	0	
12/15	JAX	1	12	12.0	12	0	0	0	0.0	0	0	
12/26	@ NO	1	3	3.0	3	0	0	0	0.0	0	0	
1/1	TB	0	0	0.0	0	0	0	0	0.0	0	0	
TOTALS		39	498	12.8	49	1	1	3	3.0	3	0	
TOTALS		85	1,112	13.1	69	3	15	67	4.5	33	1	

2011 POSTSEASON												
DATE	OPP	RECEIVING					RUSHING					
		REC	YDS	AVG	LG	TD	RSH	YDS	AVG	LG	TD	
1/8	@ NYG	1	7	7.0	7	0	0	0	0.0	0	0	
TOTALS		1	7	7.0	7	0	0	0	0.0	0	0	

2010 GAME-BY-GAME												
DATE	OPP	RECEIVING					RUSHING					
		REC	YDS	AVG	LG	TD	RSH	YDS	AVG	LG	TD	
9/12	@ PIT	3	39	13.0	23	0	0	0	0.0	0	0	
9/19	ARI	2	31	15.5	18	0	1	-5	-5.0	-5	0	
9/26	@ NO	1	1	1.0	1	0	0	0	0.0	0	0	
10/3	SF	3	59	19.7	34	1	0	0	0.0	0	0	
10/10	@ CLE	2	17	8.5	11	0	0	0	0.0	0	0	
10/17	@ PHI	4	32	18.0	18	0	0	0	0.0	0	0	
10/24	CIN	0	0	0.0	0	0	0	0	0.0	0	0	
11/7	TB	0	0	0.0	0	0	0	0	0.0	0	0	
11/11	BAL	1	12	12.0	12	0	0	0	0.0	0	0	
11/21	@ STL	0	0	0.0	0	0	0	0	0.0	0	0	
11/28	GB	2	7	3.5	4	0	0	0	0.0	0	0	
12/5	@ TB	1	21	21.0	21	0	0	0	0.0	0	0	
12/12	@ CAR	1	46	46.0	46	0	0	0	0.0	0	0	
12/19	@ SEA	1	10	10.0	10	0	1	0	0.0	0	0	
12/27	NO	0	0	0.0	0	0	0	0	0.0	0	0	
1/2	CAR	1	19	19.0	19	0	0	0	0.0	0	0	
TOTALS		22	294	13.4	46	1	2	-5	-5.0	-5	0	

2010 POSTSEASON												
DATE	OPP	RECEIVING					RUSHING					
		REC	YDS	AVG	LG	TD	RSH	YDS	AVG	LG	TD	
1/15	GB	1	2	2.0	2	0	0	0	0.0	0	0	
TOTALS		1	0	0.0	0	0	0	0	0.0	0	0	

2009 GAME-BY-GAME												
		PUNT RETURNS				KICKOFF RETURNS						
DATE	OPP	NO	YDS	LG	TD	NO	YDS	AVG	LG	TD	COM	YDS
		INJURED RESERVE										
TOTALS		0	0	0	0	0	0	0.0	0	0		0

2008 GAME-BY-GAME												
DATE	OPP	PUNT RETURNS				KICKOFF RETURNS						
		NO	YDS	LG	TD	NO	YDS	AVG	LG	TD	COM	YDS
9/7	DET	0	0	0	0	0	0	0.0	0	0		7
9/14	@ TB	0	0	0	0	0	0	0.0	0	0		67
9/21	KC	0	0	0	0	0	0	0.0	0	0		2
9/28	@ CAR	0	0	0	0	0	0	0.0	0	0		8
10/5	@ GB	0	0	0	0	0	0	0.0	0	0		18
10/12	CHI	0	0	0	0	1	10	10.0	10	0		95
10/26	@ PHI	0	0	0	0	0	0	0.0	0	0		10
11/2	@ OAK	2	13	7	0	0	0	0.0	0	0		27
11/9	NO	2	33	25	0	0	0	0.0	0	0		33
11/16	DEN	1	9	9	0	0	0	0.0	0	0		9
11/23	CAR	3	93	61t	1	0	0	0.0	0	0		188
11/30	@ SD	2	32	32	0	0	0	0.0	0	0		45
12/7	@ NO	2	2	2	0	0	0	0.0	0	0		47
12/14	TB	4	37	17	0	0	0	0.0	0	0		48
12/21	@ MIN	1	4	4	0	0	0	0.0	0	0		12
12/28	STL	2	3	6	0	0	0	0.0	0	0		9
TOTALS		19	226	61t	1	1	10	10.0	10	0		625

2008 POSTSEASON												
DATE	OPP	PUNT RETURNS				KICKOFF RETURNS						
		NO	YDS	LG	TD	NO	YDS	AVG	LG	TD	COM	YDS
1/3	@ ARZ	3	31	21	0	0	0	0.0	0	0		31
TOTALS		3	31	21	0	0	0	0.0	0	0		31



VETERAN PLAYERS



**RAY
EDWARDS**

DEFENSIVE END



93

HT: 6-5 WT: 268 NFL EXP: 6 AQU: FA '11 1ST YEAR WITH FALCONS

BIRTHDAY: 1/1/1985 COLLEGE: PURDUE UNIVERSITY

TRANSACTIONS

- Selected as a fourth round (127th pick overall) draft choice by Minnesota in 2006.
- Signed by the Falcons as a free agent on July 29, 2011.

2011 (FALCONS)

- Notched 33 tackles (24 solo) with 3.5 sacks for a loss of 29.5 yards in his first season in Atlanta. Also added two fumble recoveries and three passes defended.
- Logged one tackle at Chicago (9/11).
- Tallied two tackles, both for loss, and a 64-yard fumble recovery vs. Philadelphia (9/18).
- Recorded three tackles (two solo) at Tampa Bay (9/25)
- Collared five tackles and recorded a quarterback hit at Seattle (10/2).
- Notched two tackles (one solo), one tackle for loss and a sack vs. Green Bay (10/9).
- Registered two tackles, two quarterback hits, one tackle for loss and a sack vs. Carolina (10/16).
- Recorded three tackles and one pass defended at Detroit (10/23).
- Tallied two tackles (one solo) and recovered a fumble at Indianapolis (11/6).
- Collared three tackles (two solo), including a tackle for loss vs. New Orleans (11/13).
- Notched one tackle and one pass defended vs. Tennessee (11/20).
- Recorded one tackle (one solo) vs. Minnesota (11/27).
- Registered one tackle and one tackle for loss at Houston (12/4).
- Logged three tackles (two solo), one sack (11 yards) and one tackle for loss at Carolina (12/11).

- Assisted on one tackle and added one-half sack vs. Jacksonville (12/15).

- Assisted on two tackles at New Orleans (12/26).

- Collared one tackle, one pass defended and a quarterback hit vs. Tampa Bay (1/1).

- Notched two tackles and one tackle for loss at New York (1/8).

CAREER

- Has recorded 214 tackles (162 solo) with 33.0 sacks, six forced fumbles, four fumble recoveries and 14 passes defended in six NFL seasons.
- Enjoyed breakout season in 2009 with career-best 8.5 sacks, 75 tackles (50 solo), three passes defended, nine tackles for loss, three forced fumbles and one fumble recovery.
- In 2009, tied a Vikings playoff record with three sacks in a Divisional round game vs. Dallas (1/17) and set a Vikings record for most playoff sacks with four.
- Was part of a Vikings line that keyed the defense to rank first in the NFL in rushing defense from 2006-08 and ranked second in the League in 2009.
- Showcased playmaking abilities in 2007 when he tied for team lead with four forced fumbles and scored his first career touchdown on a nine-yard fumble recovery at Detroit (9/16).
- Made his presence felt as a rookie in 2006 playing in 15 games with two starts and posting three sacks.

- Notched 37 tackles (28 solo), eight sacks and two passes defended in 14 games in 2010.

COLLEGE

- Finished his career tied for 7th on Purdue's career sacks list with 16.0 and 15th with 24.5 tackles for loss.
- Played in 36 games with 18 starts during his three years with the Boilermakers.



VETERAN PLAYERS

- Named to Bronko Nagurski and Ted Hendricks' Defensive End of the Year watch lists as a junior in 2005.
- Ranked second on the team as a junior with 11.0 tackles for loss and 5.5 sacks.
- Honorable Mention All-Big Ten choice by coaches and the media in 2004.
- Tied for team lead and tied for second in the Big Ten with eight sacks.

PERSONAL

- Was a 1st-team All-State selection and was named conference's Player of the Year at Woodward High in Cincinnati.
- Mentored local students at Summitt Academy, working with them on classwork and social interaction.
- Majored in physical education and owns a t-shirt company.

EDWARDS' CAREER DEFENSIVE STATISTICS

YEAR	GP/GS	TK	SO	AST	SK	YDS	INT	YDS	LG	TD	PD	FF	FR	YDS	TD
2006 MIN	15/2	14	11	3	3.0	24.0	0	0	0	0	2	0	0	0	0
2007 MIN	12/11	41	29	12	5.0	34.5	0	0	0	0	2	4	1	9	1
2008 MIN	15/15	63	51	12	5.0	26.0	0	0	0	0	3	1	0	0	0
2009 MIN	16/16	75	50	25	8.5	53.0	0	0	0	0	2	1	1	0	0
2010 MIN	14/14	37	28	9	8.0	51.0	0	0	0	0	2	0	0	0	0
2011 ATL	16/16	33	24	9	3.5	29.5	0	0	0	0	3	0	2	64	0
TOTAL	88/74	214	162	33.0	218.0	218.0	0	0	0	0	14	6	4	64	0

EDWARDS' BEST GAMES

TACKLES	SACKS	FORCED FUMBLES	TOUCHDOWNS
12 vs. HOU (11/2/08)	2.0 Three times	2 @ DET (9/20/09)	1 @ BUF (10/8/01)
	Last vs. DET (11/15/09)		




VETERAN PLAYERS

2011 GAME-BY-GAME										
DATE	OPP	TK	SO	SK	YDS	INT	YDS	FF	FR	PD
9/11	@ CHI	1	1	0.0	0.0	0	0	0	0	0
9/18	PHI	2	2	0.0	0.0	0	0	0	1	0
9/25	@ TB	3	2	0.0	0.0	0	0	0	0	0
10/2	@ SEA	5	5	0.0	0.0	0	0	0	0	0
10/9	GB	2	1	1.0	8.0	0	0	0	0	0
10/16	CAR	2	2	1.0	8.0	0	0	0	0	0
10/23	@ DET	3	3	0.0	0.0	0	0	0	0	1
11/6	@ IND	2	1	0.0	0.0	0	0	0	1	0
11/13	NO	3	2	0.0	0.0	0	0	0	0	0
11/20	TEN	1	1	0.0	0.0	0	0	0	0	1
11/27	MIN	1	1	0.0	0.0	0	0	0	0	0
12/4	@ HOU	1	0	0.0	0.0	0	0	0	0	0
12/11	@ CAR	3	2	1.0	11.0	0	0	0	0	0
12/15	JAX	1	0	0.5	2.5	0	0	0	0	0
12/26	@ NO	2	0	0.0	0.0	0	0	0	0	0
1/1	TB	1	1	0.0	0.0	0	0	0	0	1
TOTALS		33	24	3.5	29.5	0	0	0	2	3
CAREER		214	162	33.0	218.0	0	0	6	4	14

2011 POSTSEASON										
DATE	OPP	TK	SO	SK	YDS	INT	YDS	FF	FR	PD
1/8	@ NYG	2	2	0.0	0.0	0	0	0	0	0
TOTALS		2	2	0.0	0.0	0	0	0	0	0




VETERAN PLAYERS



**DOMINIQUE
FRANKS**

CORNERBACK



24

HT: 6' 0" WT: 197 NFL EXP: 3 ACQ: D5A-'10 3RD YEAR WITH FALCONS

BIRTHDATE: 10/8/87 COLLEGE: UNIVERSITY OF OKLAHOMA

TRANSACTIONS

- Selected as a fifth round (135th pick overall) draft choice by Atlanta in 2010.

2011 (FALCONS)

- Appeared in 11 games with four starts. Posted 20 tackles (13 solo) with two interceptions and five passes defended
- Was active but did not participate against Chicago (9/11), vs. Philadelphia (9/18), at Seattle (10/2), at Indianapolis (11/6) and vs. New Orleans (11/13).
- Recorded one tackle in his first playing time of 2011 at Tampa Bay (9/25).
- Saw action on special teams vs. Green Bay (10/9), vs. Carolina (10/16), at Detroit (10/23) and vs. Tennessee (11/20).
- Collared five tackles (three solo) and added one quarterback hit vs. Minnesota (11/27).
- Started at left cornerback and recorded four tackles (three solo) at Houston (12/4).
- Started at left cornerback for the second consecutive week at Carolina (12/11), recording two tackles (one solo) and one pass defended.
- Notched three tackles and one pass defended vs. Jacksonville (12/15).
- Recorded his second career interception and two passes defended at New Orleans (12/26).
- Intercepted a pass for the second consecutive game and recorded five tackles (three solo) vs. Tampa Bay (1/1).
- Started at cornerback and recorded five tackles (three solo) and one quarterback hit at New York (1/8).

CAREER

- In two seasons, has recored 22 tackles (14 solo) with three interceptions and six passes defended.
- Played in two games as a rookie in 2010 and posted two tackles (one solo), one interception and one pass defended.

COLLEGE

- Started 28 of 40 career games at cornerback and totaled 95 tackles (62 solo), six interceptions, 15 passes defended, two fumble recoveries and one forced fumble.
- Served as a punt returner for the Sooners and ran back 29 career kicks for 346 yards and an average of 11.9 yards per return.
- Earned All-Big 12 first-team honors following his junior and senior seasons (2008-'09).

PERSONAL

- Attended Union High School in Tulsa, Oklahoma as a junior and senior and attended Owasso High School as a freshman and sophomore.
- Named the *Tulsa World* Oklahoma Player of the Year and first-team all-state as a senior.
- In 2005, was selected as the runner-up for the State Defensive Player of the Year award from *The Oklahoman*.
- Helped the Redskins to two Class 6A state titles as a junior and senior. Recorded seven interceptions, returning three for touchdowns as a senior, while adding five scores as a tailback and three TDs as a return specialist.

EXTRA POINTS

In 2010, a participant in the Atlanta Falcons Rookie Club sponsored by UnitedHealthcare of Georgia, this program gives the players the opportunity to take part in several charitable events.



VETERAN PLAYERS

FRANKS' CAREER DEFENSIVE STATISTICS

YEAR	GP/GS	TK	SO	AST	SK	YDS	INT	YDS	LG	TD	PD	FF	FR	YDS	TD
2010	ATL	2/0	2	1	1	0.0	0.0	1	40	0	0	1	0	0	0
2011	ATL	2/0	20	13	7	0.0	0.0	2	0	0	0	5	0	0	0
TOTAL		2/1	2	1	1	0.0	0.0	1	40	0	0	1	0	0	0

2011 GAME-BY-GAME

DATE	OPP	TK	SO	SK	YDS	INT	YDS	FF	FR	PD
9/11	@ CHI	DID NOT PLAY								
9/18	PHI	DID NOT PLAY								
9/25	@ TB	1	0	0.0	0.0	0	0	0	0	0
10/2	@ SEA	DID NOT PLAY								
10/9	GB	0	0	0.0	0.0	0	0	0	0	0
10/16	CAR	0	0	0.0	0.0	0	0	0	0	0
10/23	@ DET	0	0	0.0	0.0	0	0	0	0	0
11/6	@ IND	DID NOT PLAY								
11/13	NO	DID NOT PLAY								
11/20	TEN	0	0	0.0	0.0	0	0	0	0	0
11/27	MIN	5	3	0.0	0.0	0	0	0	0	0
12/4	@ HOU	4	3	0.0	0.0	0	0	0	0	0
12/11	@ CAR	2	1	0.0	0.0	0	0	0	0	1
12/15	JAX	3	3	0.0	0.0	0	0	0	0	1
12/26	@ NO	0	0	0.0	0.0	1	0	0	0	2
1/1	TB	5	3	0.0	0.0	1	0	0	0	1
TOTALS		20	13	0.0	0.0	2	0	0	0	5
CAREER		22	14	0.0	0.0	3	40	0	0	6

2011 POSTSEASON

DATE	OPP	TK	SO	SK	YDS	INT	YDS	FF	FR	PD
1/8	@ NYG	5	3	0.0	0.0	0	0	0	0	0
TOTALS		5	3	0.0	0.0	0	0	0	0	0

2010 GAME-BY-GAME


DATE	OPP	TK	SO	SK	YDS	INT	YDS	FF	FR	PD
9/12	PIT	INACTIVE								
9/19	ARI	2	1	0.0	0.0	1	40	0	0	1
9/26	@ NO	INACTIVE								
10/3	SF	INACTIVE								
10/10	@ CLE	INACTIVE								
10/17	@ PHI	INACTIVE								
10/24	CIN	DID NOT PLAY								
11/7	TB	INACTIVE								
11/11	BAL	INACTIVE								
11/21	@ STL	INACTIVE								
11/28	GB	INACTIVE								
12/5	@ TB	INACTIVE								
12/12	@ CAR	INACTIVE								
12/19	@ SEA	INACTIVE								
12/27	NO	INACTIVE								
1/2	CAR	INACTIVE								
TOTALS		2	1	0.0	0.0	1	40	0	0	1

2010 POSTSEASON


DATE	OPP	TK	SO	SK	YDS	INT	YDS	FF	FR	PD
1/15	GB	DID NOT PLAY								
TOTALS		0	0	0.0	0.0	0	0	0	0	0




VETERAN PLAYERS



TONY GONZALEZ
TIGHT END



PRO BOWL YEARS
2011, 2010, 2008, 2007, 2006, 2005,
2004, 2003, 2002, 2001, 2000, 1999



88

HT: 6' 5" WT: 247
BIRTHDATE: 2/27/76

NFL EXP: 16 ACQ: TR-'09 (KC)
COLLEGE: UNIVERSITY OF CALIFORNIA

4TH YEAR WITH FALCONS

TRANSACTIONS

- Originally selected in the first round (13th overall) by the Kansas City Chiefs in the 1997 NFL Draft.
- Traded to the Falcons for Atlanta's second round selection in the 2010 NFL Draft on April 23, 2009.

2011 (FALCONS)

- Named to his 12th Pro Bowl after catching 80 passes for 875 yards with seven touchdowns in 2011. Also became the NFL's second all-time leading receiver with 1,149 career receptions.
- Logged a team-high 72 yards receiving on five catches vs. Chicago (9/11).
- Led the team with seven receptions for 83 yards and two touchdowns vs. Philadelphia (9/18). With his seven catches, Gonzalez moved into fifth-place on the NFL all-time receptions list (1,081).
- Recorded two receptions for 18 yards and a touchdown at Tampa Bay (9/25).
- Hauled in seven catches for 56 yards and a touchdown. With a score in his third consecutive game, Gonzalez passed WR Isaac Bruce into sole possession of 9th place on the NFL-career touchdown reception list with 92.
- Corralled six passes for 60 yards vs. Green Bay, and moved past WR Art Monk into 14th place on the NFL's all-time receiving list with 12,748 yards. Additionally, Gonzalez moved past WR Tim Brown for fifth on the NFL's all-time receptions list with 1,096 career receptions.
- Moved into second place on the NFL's all-time receptions list with 1,103 career receptions, passing WR Marvin Harrison (1,102), after recording five receptions for 62 yards at Detroit (10/23).
- Recorded four receptions for 36 yards and a touchdown at Indianapolis (11/6).
- Reeled in six receptions for 71 yards and a touchdown vs. New Orleans (11/13).
- Recorded five receptions for 74 yards and a touch-



Gonzalez has more career receptions (1,149), receiving yards (13,338), touchdown catches (95), 100-yard games (28), Pro Bowl appearances (12) and 1,000-yard seasons (four) than any other tight end in NFL history.

down, while becoming the 13th player in NFL history to eclipse the 13,000 receiving yard mark vs. Tennessee (11/20).

- Hauled in a season-high nine catches for 69 yards vs. Minnesota (11/27).
- Notched seven catches for a season-high 100 yards at Houston (12/4) and recorded his NFL-record 13th 60-catch campaign.
- Recorded seven catches for 82 yards, including a long of 20 yards, and moved into 11th place on the all-time receiving yardage list at Carolina (12/11).
- Caught on pass for 14 yards vs. Jacksonville (12/15).
- Registered five catches for 41 yards at New Orleans (12/16).
- Notched four catches for 44 yards at New York (1/8).

CAREER

- In 15 NFL seasons, has earned 12 Pro Bowl appearances and eight first or second-team *Associated Press* All-Pro selections.
- Holds NFL records for career receptions (1,149), receiving yards (13,338), touchdown catches (95), 100-yard receiving games (28), Pro Bowl appearances (12) and 1,000-yard seasons (four) among all tight ends.
- Is the only tight end to ever register six 100-yard receiving games in a single season (2000, 2004).
- Has recorded 11 70-catch seasons, 13 60-catch campaigns and 14 50-catch seasons, more than any other tight end in NFL history. Became just the second player and first tight end in League history to produce 14 consecutive seasons with 50-or-more receptions.



VETERAN PLAYERS

- His 1,149 career catches rank second in NFL history and first among active players.
- Ranks ninth in touchdown receptions (94) and 11th in receiving yards (13,338) among all receivers in NFL history.
- Is the only tight end in League history to record 900 or more receiving yards in eight seasons and currently stands as only the third tight end (Ozzie Newsome, Cleveland and Shannon Sharpe, Denver) in NFL history to lead their respective franchises in all-time receiving.
- Started all 16 contests and finished the season ranked second on the team in receiving yards (656) and receptions (70) in 2010.
- Became just the seventh player and first tight end in league history to tally 1,000 career receptions after hauling in two passes at Pittsburgh (9/12/10).
- Registered four catches for 26 yards at Seattle (12/19/10) and became the first player in NFL history to record 12 consecutive 60-plus catch seasons, surpassing WR Jerry Rice's previous mark of 11 seasons.
- Became only the 21st receiver in NFL history to reach 11,000 career receiving yards following the season opener of the 2010 season.
- Set a Falcons franchise record for the most receptions in a single season (83), topping Alge Crumpler's old mark of 65 (2005).
- Owns 11 career games with double-digit receptions, the most of any player in Kansas City history.
- No player in Chiefs history reached the 300-yard reception plateau quicker than Gonzalez, who got there in 71 games.
- Caught his 500th career pass in his 118th game, which marked the second-fastest pace by a tight end in NFL history.
- Ranks third in Chiefs history with 76 total touchdowns and fifth in total points with 460.
- Has missed just two starts over the past 12 seasons averaging 76.4 receptions, 890.2 receiving yards and 6.3 touchdowns per season over his 14-year career.
- Joined Kansas City wide receiver Carlos Carson (1983-84) as the only other player in team history to register back-to-back 1,000-yard campaign
- Received the Chiefs prestigious Mack Lee Hill Award bestowed annually to Kansas City's top rookie or first-year player after compiling 33 catches for 368 yards and two touchdowns during his initial pro season.
- Passed Ozzie Newsome for the most starts by a tight end in League history at Pittsburgh (9/12).
- Will enter the 2011 season looking to extend his streak of catching at least one pass in a game, which currently stands at 163 contests. His streak, is the longest by a tight end in NFL history, passing Ozzie Newsome (150) in 2010.
- Gonzalez's career receptions, receiving yards and touchdowns already top Pro Football Hall of Famers Charlie Sanders, Jackie Smith, Mike Ditka, John Mackey, Ozzie Newsome, Kellen Winslow and Dave Casper.
- Named to the Sporting News Magazine and Sports Illustrated NFL All-Decade teams.

COLLEGE

- Played in 33 games in three seasons at California, catching 89 passes for 1,302 yards (14.6 avg.) with eight touchdowns.
- Also saw action in 82 career contests (16 starts) as a member of the Cal basketball squad, averaging 6.4 points and 4.3 rebounds per game.
- Flourished under the offense of then-Cal head coach Steve Mariucci as a junior in '96, playing in 12 games, catching 46 receptions for 699 yards (15.9 avg.) and five TDs, earning first-team All-America accolades.
- On the basketball court, he helped lead Cal to the "Sweet 16" of the NCAA Tournament, playing in 28 games (six starts), averaging 6.8 points and 4.5 rebounds per game.

PERSONAL

- Lettered in both football and basketball at Huntington Beach High School in Huntington Beach, California.
- Caught 62 passes for 945 yards and 13 touchdowns as a senior, earning first-team All-America selection as a tight end and a linebacker.
- Orange County & Sunset League MVP in basketball as he averaged 26.0 ppg. and shot 65 percent from the field (234 of 365) in his final year.
- Was named the Co-Orange County High School Athlete of the Year along with Tiger Woods.
- Inducted into the Boys & Girls Club National Hall of Fame in Boston in May of 2006.
- Was named the "2004 NFL Good Guy" by **The Sporting News** for his charitable efforts.
- Authored a book for adolescents in 2005 titled **Catch & Connect**, giving practical advice on growing up based on Tony's experiences.



VETERAN PLAYERS

- Formed the “Tony Gonzalez Foundation” in ‘98, which supports the Shadow Buddies program, as well as the Boys & Girls Clubs. Shadow Buddies are smiling dolls given to ill individuals, particularly children and the elderly.
- Developed the “Elite 88” program based on his touchdown catches to benefit the Shadow Buddies program in 2003.
- Introduced his “Books and Buddies” program in 2003, to help bridge the gap between teenagers and senior citizens. This program received the Presidential Volunteer Award in 2004.
- In recognition of his Hispanic heritage, paired with the Shadow Buddies Foundation to serve a holiday meal for 156 families from El Centro, Inc., a social service agency serving families in predominantly Hispanic neighborhoods in the Kansas City area. Each family received a \$75 Price Chopper gift certificate and every child received a new toy. El Centro received new classroom materials and toys. Upgrades to the school included fresh paint, a new clothes dryer, as well as a full cleaning of the floors and windows.
- Named to Ingram’s prestigious “40 Under 40” list, which annually honors Kansas City’s most influential and accomplished leaders under 40 years old. Was named the “2004 NFL Good Guy” by **The Sporting News** for his charitable efforts.
- Named the 2000 Boys and Girls Clubs of Greater Kansas City “Role Model of the Year” as selected by the children.
- A communications major.
- Full name: Anthony Gonzalez.
- Gonzalez and his wife, Tobie, have one daughter, Malia (3) and one son, River (2) . Gonzalez also has a son, Nikko (9).

EXTRA POINTS

- Has own personal charitable foundation, the Shadow Buddies Foundation.
- In October 2010, spent the afternoon in the Zone at Scottish Rite Children’s Hospital in Atlanta. As part of the Shadow Buddies Foundation, Tony and his wife treated several children to a makeup day and spa day. They also spent time visiting with several patients, signing autographs and taking pictures.
- In December 2010, hosted a Shop with a Jock event in Atlanta for children from the Atlanta Union Mission treating several children to a holiday shopping spree and a meal at a local WalMart.



VETERAN PLAYERS

GONZALEZ'S CAREER STATISTICS												
		RECEIVING						RUSHING				
YEAR		GP/GS	REC	YDS	AVG	LG	TD	ATT	YDS	AVG	LG	TD
1997	KC	16/0	33	368	11.2	30	2	0	0	0.0	0	0
1998	KC	16/16	59	621	10.5	32	2	0	0	0.0	0	0
1999	KC	15/15	76	849	11.2	73	11	0	0	0.0	0	0
2000	KC	16/16	93	1,203	12.9	39	9	0	0	0.0	0	0
2001	KC	16/16	73	917	12.8	36	6	1	9	9.0	9	0
2002	KC	16/16	63	773	12.3	42t	7	0	0	0.0	0	0
2003	KC	16/16	71	916	12.9	67	10	0	0	0.0	0	0
2004	KC	16/16	102	1,258	12.3	32	7	1	5	5.0	5	0
2005	KC	16/16	78	905	11.6	39	2	0	0	0.0	0	0
2006	KC	15/15	73	900	12.3	57	5	0	0	0.0	0	0
2007	KC	16/16	99	1,172	11.8	31	5	0	0	0.0	0	0
2008	KC	16/16	96	1,058	11.0	35	10	0	0	0.0	0	0
2009	ATL	16/16	83	867	10.4	27	6	0	0	0.0	0	0
2010	ATL	16/16	70	656	9.4	34	6	0	0	0.0	0	0
2011	ATL	16/16	80	875	10.9	30	7	0	0	0.0	0	0
TOTALS		238/222	1,149	13,338	11.8	73t	95	2	14	7.0	9	0

GONZALEZ'S CAREER POSTSEASON STATISTICS												
		RECEIVING						RUSHING				
YEAR		GP/GS	REC	YDS	AVG	LG	TD	ATT	YDS	AVG	LG	TD
1997	KC	1/0	3	26	8.7	12	1	0	0	0.0	0	0
2003	KC	1/1	4	55	13.8	22	0	0	0	0.0	0	0
2006	KC	1/1	4	25	6.3	9	1	0	0	0.0	0	0
2010	ATL	1/1	1	7	7.0	7	0	0	0	0.0	0	0
2011	ATL	1/1	4	44	11.0	16	0	0	0	0.0	0	0
TOTALS		5/4	16	157	9.8	22	2	0	0	0.0	0	0

- Additional Statistics: Blocked a punt that he returned nine yards vs. San Francisco (11/30/97). Recovered an onside kick for no yards at Philadelphia (9/27/98). Has caught two two-point conversions – one from Elvis Grbac at St. Louis (10/26/97) and one from Trent Green vs. Pittsburgh (10/14/01). Completed a 40-yard pass to Mikhael Ricks at San Diego (11/4/01). Has two rushes for 14 yards – one for nine yards at Jacksonville (12/30/01) and one for five yards at San Diego (1/2/05).



VETERAN PLAYERS

GONZALEZ'S BEST GAMES

RECEPTIONS	YARDS	LONG	TOUCHDOWNS
14 @ SD (1/2/05)	147 @ NE (12/4/00)	73t @ OAK (11/28/99)	3 vs. MIA (9/29/02)
11, Two Times	144 @ SD (1/2/05)	67 @ GB (10/12/03)	2, 15 Times
Last vs. OAK (12/25/04)	140, Two Times	57 vs. SD (10/22/06)	Last vs. PHI (9/18/11)
	Last vs. SD (12/2/07)		

HONORS

2011:

- ***Named to the AFC-NFC Pro Bowl for the 12th time in his 15 year career***

2010:

- ***Named to the AFC-NFC Pro Bowl***

2009:

- ***Voted to the NFL, Sporting News Magazine and Sports Illustrated All-Decade Team***

2008:

- ***AFC-NFC Pro Bowl***
- ***Associated Press*** first-team All-Pro
- ***Derrick Thomas Award as the Chiefs Most Valuable Player***

2007:

- ***AFC-NFC Pro Bowl***
- ***Associated Press*** second-team All-Pro

2006:

- ***AFC-NFC Pro Bowl***
- ***Associated Press*** second-team All-Pro

2005:

- ***AFC-NFC Pro Bowl***

2004:

- ***AFC-NFC Pro Bowl***
- ***Associated Press*** second-team All-Pro

2003:

- ***AFC-NFC Pro Bowl***
- ***Associated Press*** first-team All-Pro

2002:

- ***AFC-NFC Pro Bowl***

2001:

- ***AFC-NFC Pro Bowl***
- ***Associated Press*** first-team All-Pro

2000:

- ***AFC-NFC Pro Bowl***
- ***Associated Press*** first-team All-Pro

1999:

- ***AFC-NFC Pro Bowl***
- ***Associated Press*** first-team All-Pro

1997:

- ***Mack Lee Hill Award: Chiefs Rookie of the Year Award***



VETERAN PLAYERS

2011 GAME-BY-GAME												
		RECEIVING					RUSHING					
DATE	OPP	REC	YDS	AVG	LG	TD	RSH	YDS	AVG	LG	TD	
9/11	@ CHI	5	72	14.4	30	0	0	0	0.0	0	0	
9/18	PHI	7	83	11.9	17	2	0	0	0.0	0	0	
9/25	@ TB	2	18	9.0	10	1	0	0	0.0	0	0	
10/2	@ SEA	7	56	8.0	22	1	0	0	0.0	0	0	
10/9	GB	6	60	10.0	23	0	0	0	0.0	0	0	
10/16	CAR	3	29	9.7	13	0	0	0	0.0	0	0	
10/23	@ DET	5	62	12.4	30	0	0	0	0.0	0	0	
11/6	@ IND	4	36	9.0	20	1	0	0	0.0	0	0	
11/13	NO	6	71	11.8	20	1	0	0	0.0	0	0	
11/20	TEN	5	74	14.8	19	1	0	0	0.0	0	0	
11/27	MIN	9	69	7.7	18	0	0	0	0.0	0	0	
12/4	@ HOU	7	100	14.3	26	0	0	0	0.0	0	0	
12/11	@ CAR	7	82	11.7	20	0	0	0	0.0	0	0	
12/15	JAX	1	14	14.0	14	0	0	0	0.0	0	0	
12/26	@ NO	5	41	8.2	9	0	0	0	0.0	0	0	
1/1	TB	1	8	8.0	8	0	0	0	0.0	0	0	
TOTALS		80	875	10.9	30t	7	0	0	0.0	0	0	
TOTALS		1,149	13,338	11.6	73t	95	2	14	7.0	9	0	

2011 POSTSEASON												
		RECEIVING					RUSHING					
DATE	OPP	REC	YDS	AVG	LG	TD	RSH	YDS	AVG	LG	TD	
1/8	@ NYG	4	44	11.0	16	0	0	0	0.0	0	0	
TOTALS		4	44	11.0	16	0	0	0	0.0	0	0	

2010 GAME-BY-GAME												
		RECEIVING					RUSHING					
DATE	OPP	REC	YDS	AVG	LG	TD	RSH	YDS	AVG	LG	TD	
9/12	@ PIT	2	35	17.5	20	0	0	0	0.0	0	0	
9/19	ARI	2	19	9.5	13	0	0	0	0.0	0	0	
9/26	@ NO	8	110	13.8	34	1	0	0	0.0	0	0	
10/3	SF	7	41	5.9	11	0	0	0	0.0	0	0	
10/10	@ CLE	5	41	8.2	16	0	0	0	0.0	0	0	
10/17	@ PHI	3	19	6.3	13t	2	0	0	0.0	0	0	
10/24	CIN	2	27	13.5	22	0	0	0	0.0	0	0	
11/7	TB	8	72	9.0	16	0	0	0	0.0	0	0	
11/11	BAL	4	38	9.5	14	0	0	0	0.0	0	0	
11/21	@ STL	4	46	11.5	16	0	0	0	0.0	0	0	
11/28	GB	6	51	8.5	21	1	0	0	0.0	0	0	
12/5	@ TB	3	38	12.7	17	0	0	0	0.0	0	0	
12/12	@ CAR	4	28	7.0	11	1	0	0	0.0	0	0	
12/19	@ SEA	4	26	6.5	9	0	1	0	0.0	0	0	
12/27	NO	2	12	6.0	7	0	0	0	0.0	0	0	
1/2	CAR	6	53	8.8	22	1	0	0	0.0	0	0	
TOTALS		70	656	9.4	34	6	0	0	0.0	0	0	

2010 POSTSEASON												
		RECEIVING					RUSHING					
DATE	OPP	REC	YDS	AVG	LG	TD	RSH	YDS	AVG	LG	TD	
1/15	GB	1	7	7.0	7	0	0	0	0.0	0	0	
TOTALS		1	7	7.0	7	0	0	0	0.0	0	0	

2009 GAME-BY-GAME												
		RECEIVING					RUSHING					
DATE	OPP	REC	YDS	AVG	LG	TD	RSH	YDS	AVG	LG	TD	
9/13	MIA	5	73	14.6	20t	1	0	0	0.0	0	0	
9/20	CAR	7	71	10.1	24t	1	0	0	0.0	0	0	
9/27	@ NE	1	16	16.0	16	0	0	0	0.0	0	0	
10/11	@ SF	6	55	9.2	13	0	0	0	0.0	0	0	
10/18	CHI	4	52	13.0	16	1	0	0	0.0	0	0	
10/25	@ DAL	4	37	9.3	17	0	0	0	0.0	0	0	
11/2	@ NO	6	89	14.8	27	0	0	0	0.0	0	0	
11/8	WSH	5	41	8.2	13	1	0	0	0.0	0	0	
11/15	@ CAR	6	67	11.2	14	0	0	0	0.0	0	0	
11/22	@ NYG	8	82	10.3	18	1	0	0	0.0	0	0	
11/29	TB	9	83	9.2	17	0	0	0	0.0	0	0	
12/6	PHI	8	72	9.0	24	0	0	0	0.0	0	0	
12/13	NO	6	50	8.3	18	0	0	0	0.0	0	0	
12/20	@ NYJ	3	32	10.7	15	1	0	0	0.0	0	0	
12/27	BUF	2	17	8.5	9	0	0	0	0.0	0	0	
1/3	@ TB	3	30	10.0	12	0	0	0	0.0	0	0	
TOTALS		83	867	10.4	27	6	0	0	0.0	0	0	

2008 GAME-BY-GAME												
		RECEIVING					RUSHING					
DATE	OPP	REC	YDS	AVG	LG	TD	RSH	YDS	AVG	LG	TD	
9/7	@ NE	6	55	9.2	20	0	0	0	0.0	0	0	
9/14	OAK	5	39	7.8	12	1	0	0	0.0	0	0	
9/21	@ ATL	4	35	8.8	12	0	0	0	0.0	0	0	
9/28	DEN	3	47	15.7	23	1	0	0	0.0	0	0	
10/5	@ CAR	3	17	5.7	8	0	0	0	0.0	0	0	
10/19	TEN	6	97	16.2	28	0	0	0	0.0	0	0	
10/26	@ NYJ	6	79	13.2	21	1	0	0	0.0	0	0	
11/2	TB	7	62	8.9	16	0	0	0	0.0	0	0	
11/9	@ SD	10	113	11.3	34t	2	0	0	0.0	0	0	
11/16	NO	5	39	7.8	11	0	0	0	0.0	0	0	
11/23	BUF	10	113	11.3	35	1	0	0	0.0	0	0	
11/30	@ OAK	8	110	13.8	23	0	0	0	0.0	0	0	
12/7	@ DEN	5	73	14.6	24	1	0	0	0.0	0	0	
12/14	SD	6	62	10.3	16	1	0	0	0.0	0	0	
12/21	MIA	7	64	9.1	15	1	0	0	0.0	0	0	
12/28	@ CIN	5	53	10.6	15	1	0	0	0.0	0	0	
TOTALS		96	1,058	11.0	35	10	0	0	0.0	0	0	

2007 GAME-BY-GAME												
		RECEIVING					RUSHING					
DATE	OPP	REC	YDS	AVG	LG	TD	RSH	YDS	AVG	LG	TD	
9/9	@ HOU	5	28	5.6	9	0	0	0	0.0	0	0	
9/16	@ CHI	4	43	10.8	26	0	0	0	0.0	0	0	
9/23	MIN	7	96	13.7	25	0	0	0	0.0	0	0	
9/30	@ SD	5	71	14.2	22t	1	0	0	0.0	0	0	
10/7	JAX	8	100	12.5	22	0	0	0	0.0	0	0	
10/14	CIN	9	102	11.3	26t	2	0	0	0.0	0	0	
10/21	@ OAK	4	66	16.5	20	0	0	0	0.0	0	0	
11/4	GB	10	109	10.9	25	1	0	0	0.0	0	0	
11/11	DEN	3	29	9.7	10	0	0	0	0.0	0	0	
11/18	@ IND	4	46	11.5	18	0	0	0	0.0	0	0	
11/25	OAK	3	48	16.0	22	0	0	0	0.0	0	0	
12/2	SD	10	140	14.0	31	0	0	0	0.0	0	0	
12/9	@ DEN	7	76	10.9	15t	1	0	0	0.0	0	0	
12/16	TEN	3	17	5.7	6	0	0	0	0.0	0	0	
12/23	@ DET	10	137	13.7	29	0	0	0	0.0	0	0	
12/30	@ NYJ	7	64	9.1	17	0	0	0	0.0	0	0	
TOTALS		99	1,172	11.8	31	5	0	0	0.0	0	0	

2006 GAME-BY-GAME												
		RECEIVING					RUSHING					
DATE	OPP	REC	YDS	AVG	LG	TD	RSH	YDS	AVG	LG	TD	
9/10	CIN	10	81	8.1	21	1	0	0	0.0	0	0	
9/17	@ DEN	2	7	3.5	7	0	0	0	0.0	0	0	
10/1	SF	5	59	11.8	16	0	0	0	0.0	0	0	
10/8	@ ARZ	1	25	25.0	25	0	0	0	0.0	0	0	
10/15	@ PIT	3	15	5.0	8	0	0	0	0.0	0	0	
10/22	SD	6	138	23.0	57	0	0	0	0.0	0	0	
10/29	SEA	6	116	19.3	37	0	0	0	0.0	0	0	
11/5	@ STL	5	63	12.6	25t	2	0	0	0.0	0	0	
11/12	@ MIA	6	84	14.0	29	0	0	0	0.0	0	0	
1/19	OAK	INACTIVE										
11/23	DEN	4	35	8.8	10	0	0	0	0.0	0	0	
12/3	@ CLE	9	105	11.7	23t	2	0	0	0.0	0	0	
12/10	BAL	3	31	10.3	18	0	0	0	0.0	0	0	
12/17	@ SD	6	53	8.8	19	0	0	0	0.0	0	0	
12/23	@ OAK	5	67	13.4	19	0	0	0	0.0	0	0	
12/30	JAX	2	21	10.5	16	0	0	0	0.0	0	0	
TOTALS		73	900	12.3	57	5	0	0	0.0	0	0	



VETERAN PLAYERS

2005 GAME-BY-GAME											
		RECEIVING					RUSHING				
DATE	OPP	REC	YDS	AVG	LG	TD	RSH	YDS	AVG	LG	TD
9/11	NYJ	4	51	12.8	17	0	0	0	0.0	0	0
9/18	@ OAK	5	44	8.8	13	0	0	0	0.0	0	0
9/26	@ DEN	5	29	5.8	7	0	0	0	0.0	0	0
10/2	PHI	2	5	2.5	4	0	0	0	0.0	0	0
10/16	WAS	2	13	6.5	11	0	0	0	0.0	0	0
10/21	@ MIA	7	67	9.6	18	0	0	0	0.0	0	0
10/30	@ SD	7	97	13.9	36	1	0	0	0.0	0	0
11/6	OAK	5	70	14.0	33	0	0	0	0.0	0	0
11/13	@ BUF	8	81	10.1	19	0	0	0	0.0	0	0
11/20	@ HOU	9	98	10.9	24	0	0	0	0.0	0	0
11/27	NE	4	63	15.8	21	0	0	0	0.0	0	0
12/4	DEN	1	25	25.0	25t	1	0	0	0.0	0	0
12/11	@ DAL	5	94	18.8	39	0	0	0	0.0	0	0
12/17	@ NYG	4	51	12.8	25	0	0	0	0.0	0	0
12/24	SD	5	58	11.6	19	0	0	0	0.0	0	0
1/1	CIN	5	59	11.8	27	0	0	0	0.0	0	0
TOTALS		78	905	11.6	39	2	0	0	0.0	0	0

2002 GAME-BY-GAME											
		RECEIVING					RUSHING				
DATE	OPP	REC	YDS	AVG	LG	TD	RSH	YDS	AVG	LG	TD
9/8	@ CLE	5	87	17.4	30	1	0	0	0.0	0	0
9/15	JAX	3	34	11.3	17	1	0	0	0.0	0	0
9/22	@ NE	1	17	17.0	17	0	0	0	0.0	0	0
9/29	MIA	7	140	20.0	42t	3	0	0	0.0	0	0
10/6	@ NYJ	4	25	6.3	11	0	0	0	0.0	0	0
10/13	@ SD	2	11	5.5	8	1	0	0	0.0	0	0
10/20	DEN	5	58	11.6	23	0	0	0	0.0	0	0
10/27	OAK	6	57	9.5	24	0	0	0	0.0	0	0
11/10	@ SF	1	6	6.0	6	0	0	0	0.0	0	0
11/17	BUF	2	17	8.5	15	0	0	0	0.0	0	0
11/24	@ SEA	4	51	12.8	17	0	0	0	0.0	0	0
12/1	ARZ	4	74	18.5	29	1	0	0	0.0	0	0
12/8	STL	5	38	7.6	16	0	0	0	0.0	0	0
12/15	@ DEN	4	58	14.5	25	0	0	0	0.0	0	0
12/22	SD	6	65	10.8	32	0	0	0	0.0	0	0
12/28	@ OAK	4	35	8.8	16	0	0	0	0.0	0	0
TOTALS		63	773	12.3	42t	7	0	0	0.0	0	0

2004 GAME-BY-GAME											
		RECEIVING					RUSHING				
DATE	OPP	REC	YDS	AVG	LG	TD	RSH	YDS	AVG	LG	TD
9/12	@ DEN	2	17	8.5	14	0	0	0	0.0	0	0
9/19	CAR	4	63	15.8	22	0	0	0	0.0	0	0
9/26	HOU	8	106	13.3	25	1	0	0	0.0	0	0
10/4	@ BAL	4	42	10.5	18	0	0	0	0.0	0	0
10/17	@ JAX	6	81	13.5	24t	1	0	0	0.0	0	0
10/24	ATL	2	19	9.5	12	0	0	0	0.0	0	0
10/31	IND	8	125	15.6	32	2	0	0	0.0	0	0
11/7	@ TB	9	123	13.7	29	1	0	0	0.0	0	0
11/14	@ NO	6	71	11.8	29	0	0	0	0.0	0	0
11/22	NE	7	86	12.3	22	0	0	0	0.0	0	0
11/28	SD	8	105	13.1	27	0	0	0	0.0	0	0
12/5	@ OAK	3	32	10.7	16	0	0	0	0.0	0	0
12/13	@ TEN	7	76	10.9	27	0	0	0	0.0	0	0
12/19	DEN	3	44	14.7	21	0	0	0	0.0	0	0
12/25	OAK	11	124	11.3	26t	2	0	0	0.0	0	0
1/2	@ SD	14	144	10.3	32	0	1	5	5.0	5	0
TOTALS		102	1,258	12.3	32	7	1	5	5.0	5	0

2001 GAME-BY-GAME											
		RECEIVING					RUSHING				
DATE	OPP	REC	YDS	AVG	LG	TD	RSH	YDS	AVG	LG	TD
9/9	OAK	5	81	16.2	23	0	0	0	0.0	0	0
9/23	NYG	5	43	8.6	16	0	0	0	0.0	0	0
9/30	@ WAS	5	88	17.6	35	1	0	0	0.0	0	0
10/7	@ DEN	8	129	16.1	35	0	0	0	0.0	0	0
10/14	PIT	5	46	9.2	11	0	0	0	0.0	0	0
10/21	@ ARZ	4	58	14.5	25	0	0	0	0.0	0	0
10/25	IND	3	75	25.0	35	1	0	0	0.0	0	0
11/4	@ SD	4	42	10.5	14	0	0	0	0.0	0	0
11/11	@ NYJ	5	43	8.6	13	1	0	0	0.0	0	0
11/25	SEA	6	71	11.8	26	0	0	0	0.0	0	0
11/29	PHI	4	28	7.0	14	0	0	0	0.0	0	0
12/9	@ OAK	4	51	12.8	24t	1	0	0	0.0	0	0
12/16	DEN	3	53	17.7	36	0	0	0	0.0	0	0
12/23	SD	2	22	11.0	16	0	0	0	0.0	0	0
12/30	@ JAX	8	78	9.8	14	2	1	9	9.0	9	0
1/6	@ SEA	2	9	4.5	9	0	0	0	0.0	0	0
TOTALS		73	917	12.8	36	6	1	9	9.0	9	0

2003 GAME-BY-GAME											
		RECEIVING					RUSHING				
DATE	OPP	REC	YDS	AVG	LG	TD	RSH	YDS	AVG	LG	TD
9/7	SD	2	18	9.0	9	0	0	0	0.0	0	0
9/14	PIT	2	8	4.0	4	0	0	0	0.0	0	0
9/21	@ HOU	3	52	17.3	22	0	0	0	0.0	0	0
9/28	@ BAL	3	13	4.3	8	1	0	0	0.0	0	0
10/5	DEN	3	47	15.7	22	1	0	0	0.0	0	0
10/12	@ GB	4	121	30.3	67	1	0	0	0.0	0	0
10/20	@ OAK	3	87	29.0	40	0	0	0	0.0	0	0
10/26	BUF	6	65	10.8	26	1	0	0	0.0	0	0
11/9	CLE	7	70	10.0	14t	1	0	0	0.0	0	0
11/16	@ CIN	7	86	12.3	15	1	0	0	0.0	0	0
11/23	OAK	4	36	9.0	16	0	0	0	0.0	0	0
11/30	@ SD	4	28	7.0	16	2	0	0	0.0	0	0
12/7	@ DEN	6	73	12.2	31	0	0	0	0.0	0	0
12/14	DET	6	93	15.5	32	2	0	0	0.0	0	0
12/20	@ MIN	5	65	13.0	27	0	0	0	0.0	0	0
12/28	CHI	6	54	9.0	17	0	0	0	0.0	0	0
TOTALS		71	916	12.9	67	10	0	0	0.0	0	0

2000 GAME-BY-GAME											
		RECEIVING					RUSHING				
DATE	OPP	REC	YDS	AVG	LG	TD	RSH	YDS	AVG	LG	TD
9/3	IND	2	34	17.0	26	0	0	0	0.0	0	0
9/10	@ TEN	2	16	8.0	9	0	0	0	0.0	0	0
9/17	SD	4	43	10.8	33	0	0	0	0.0	0	0
9/24	@ DEN	10	127	12.7	17	1	0	0	0.0	0	0
10/2	SEA	3	34	11.3	15t	1	0	0	0.0	0	0
10/15	OAK	7	100	14.3	22	1	0	0	0.0	0	0
10/22	STL	5	117	23.4	39	1	0	0	0.0	0	0
10/29	@ SEA	8	101	12.6	22	0	0	0	0.0	0	0
11/5	@ OAK	9	134	14.9	29	0	0	0	0.0	0	0
11/12	@ SF	4	46	11.5	13	0	0	0	0.0	0	0
11/19	BUF	9	76	8.4	13t	2	0	0	0.0	0	0
11/26	@ SD	0	0	0.0	0	0	0	0	0.0	0	0
12/4	@ NE	11	147	13.4	29	1	0	0	0.0	0	0
12/10	CAR	10	96	9.6	14	1	0	0	0.0	0	0
12/17	DEN	4	46	11.5	17	0	0	0	0.0	0	0
12/24	@ ATL	5	86	17.2	23	1	0	0	0.0	0	0
TOTALS		93	1,203	12.9	39	9	0	0	0.0	0	0

2003 POSTSEASON											
		RECEIVING					RUSHING				
DATE	OPP	REC	YDS	AVG	LG	TD	RSH	YDS	AVG	LG	TD
1/11	IND	4	55	13.8	22	0	0	0	0.0	0	0
TOTALS		4	55	13.8	22	0	0	0	0.0	0	0



VETERAN PLAYERS

1999 GAME-BY-GAME											
DATE	OPP	RECEIVING					RUSHING				
		REC	YDS	AVG	LG	TD	RSH	YDS	AVG	LG	TD
9/12	@ CHI	INACTIVE									
9/19	DEN	2	27	13.5	20	0	0	0	0.0	0	0
9/26	DET	7	72	10.3	15	1	0	0	0.0	0	0
10/3	@ SD	7	68	9.7	14	1	0	0	0.0	0	0
10/10	NE	3	40	13.3	21	0	0	0	0.0	0	0
10/21	@ BAL	4	54	13.5	22t	2	0	0	0.0	0	0
10/31	SD	1	4	4.0	4	0	0	0	0.0	0	0
11/7	@ IND	3	37	12.3	15	0	0	0	0.0	0	0
11/14	@ TB	6	62	10.3	22	0	0	0	0.0	0	0
11/21	SEA	8	62	7.8	15	0	0	0	0.0	0	0
11/28	@ OAK	3	90	30.0	73t	1	0	0	0.0	0	0
12/5	@ DEN	5	35	7.0	15	1	0	0	0.0	0	0
12/12	MIN	6	63	10.5	13	2	0	0	0.0	0	0
12/18	PIT	6	93	15.5	23	2	0	0	0.0	0	0
12/26	@ SEA	9	86	9.6	19	0	0	0	0.0	0	0
1/2	OAK	6	56	9.3	19	1	0	0	0.0	0	0
TOTALS		76	849	11.2	73	11	0	0	0.0	0	0

1997 GAME-BY-GAME											
DATE	OPP	RECEIVING					RUSHING				
		REC	YDS	AVG	LG	TD	RSH	YDS	AVG	LG	TD
8/31	@ DEN	1	22	22.0	22	0	0	0	0.0	0	0
9/81	@ OAK	2	23	11.5	14	0	0	0	0.0	0	0
9/14	BUF	3	34	11.3	19	0	0	0	0.0	0	0
9/21	@ CAR	0	0	0.0	0	0	0	0	0.0	0	0
9/28	SEA	1	10	10.0	10	0	0	0	0.0	0	0
10/5	@ MIA	1	21	21.0	21t	1	0	0	0.0	0	0
10/16	SD	0	0	0.0	0	0	0	0	0.0	0	0
10/26	@ STL	4	53	13.3	20	0	0	0	0.0	0	0
11/3	PIT	4	56	14.0	30	0	0	0	0.0	0	0
11/9	@ JAX	7	69	9.9	17	0	0	0	0.0	0	0
11/16	DEN	0	0	0.0	0	0	0	0	0.0	0	0
11/23	@ SEA	4	37	9.3	16	0	0	0	0.0	0	0
11/30	SF	2	19	9.5	17	1	0	0	0.0	0	0
12/7	OAK	0	0	0.0	0	0	0	0	0.0	0	0
12/15	@ SD	3	15	5.0	7	0	0	0	0.0	0	0
12/22	NO	1	9	9.0	9	0	0	0	0.0	0	0
TOTALS		33	368	11.2	30	2	0	0	0.0	0	0


1998 GAME-BY-GAME											
DATE	OPP	RECEIVING					RUSHING				
		REC	YDS	AVG	LG	TD	RSH	YDS	AVG	LG	TD
9/6	OAK	3	47	15.7	31	0	0	0	0.0	0	0
9/13	@ JAX	7	67	9.6	16	0	0	0	0.0	0	0
9/20	SD	3	24	8.0	11	0	0	0	0.0	0	0
9/27	@ PHI	3	31	10.3	15	0	0	0	0.0	0	0
10/4	SEA	3	18	6.0	11	0	0	0	0.0	0	0
10/11	@ NE	2	25	12.5	16	0	0	0	0.0	0	0
10/26	PIT	3	49	16.3	31	0	0	0	0.0	0	0
11/1	NYJ	4	18	4.5	6	0	0	0	0.0	0	0
11/8	@ SEA	2	10	5.0	7	0	0	0	0.0	0	0
11/16	DEN	4	35	8.8	16	0	0	0	0.0	0	0
11/22	@ SD	1	32	32.0	32	0	0	0	0.0	0	0
11/29	ARZ	4	32	8.0	19	0	0	0	0.0	0	0
12/6	@ DEN	4	24	6.0	11	0	0	0	0.0	0	0
12/13	DAL	5	65	13.0	18	0	0	0	0.0	0	0
12/20	@ NYG	6	68	11.3	19	1	0	0	0.0	0	0
12/26	@ OAK	5	76	15.2	24	1	0	0	0.0	0	0
TOTALS		59	621	10.5	32	2	0	0	0.0	0	0

1997 POSTSEASON											
DATE	OPP	RECEIVING					RUSHING				
		REC	YDS	AVG	LG	TD	RSH	YDS	AVG	LG	TD
1/11	IND	4	55	13.8	22	0	0	0	0.0	0	0
TOTALS		4	55	13.8	22	0	0	0	0.0	0	0






VETERAN PLAYERS




BRENT GRIMES

CORNERBACK



PRO BOWL YEARS
2010



20

HT: 5' 10" WT: 183

BIRTHDATE: 7/19/83

NFL EXP: 5

ACQ: FA - '07

5TH YEAR WITH FALCONS

COLLEGE: SHIPPENSBURG UNIVERSITY

TRANSACTIONS

- Originally signed as a rookie free agent by the Atlanta Falcons on May 16, 2006.
- Re-signed by the Falcons on January 10, 2007 and was allocated to the Amsterdam Admirals of NFL Europa.
- Signed to the Falcons practice squad following training camp. Was activated to the 53-man roster on October 29, but was waived and signed back to the practice squad on November 6.
- Elevated to Atlanta's 53-man roster on December 17, 2007.
- Signed his Franchise tender on April 24, 2012.

2011 (FALCONS)

- Recorded 44 tackles (36 solo) with one interception, one forced fumble and 14 passes defended in 2011.
- Was designated as the Falcons franchise player following the 2011 season.
- Notched a team-high three passes defended against Chicago (9/11).
- Collared five tackles (four solo) against Philadelphia (9/18).
- Tallied four tackles, all solo, at Tampa Bay (9/25).
- Recorded four tackles and one pass defended at Seattle (10/2).
- Posted seven tackles (six solo), two passes defended and recorded his first-career forced fumble vs. Green Bay (10/9).
- Registered four tackles, one pass defended and an interception vs. Carolina (10/16).
- Recorded five tackles (three solo) and two passes defended at Detroit (10/23).
- Notched three tackles (two solo) at Indianapolis (11/6).

- Collared four tackles (three solo) and one pass defended vs. New Orleans (11/13).
- Posted one tackle and two passes defended vs. Tennessee (11/20).
- Started at cornerback vs. Minnesota (11/27) but did not record any statistics before leaving the game with an injury (knee).
- Was inactive due to injury (knee) at Houston (12/4), at Carolina (12/11) and vs. Jacksonville (12/15).
- Returned from injury (knee) and recorded seven tackles (five solo) and two passes defended (12/26).
- Was inactive vs. Tampa Bay (1/1).
- Collared Was inactive at New York (1/8) in Wild Card playoff.

CAREER

- In five seasons with the Falcons, has totaled 242 tackles (207 solo), 13 interceptions, one fumble recovery, one forced fumble and 56 passes defended.
- Led the Falcons in interceptions with six in 2009.
- Named to the NFC Pro Bowl squad for the first time in his career in 2010.
- Recorded a career-best 82 tackles (72 solo), an NFL-best and franchise record 23 passes defended, and a team-leading five interceptions in 2010.
- Named to the NFC Pro Bowl squad for the first time in his career in 2010.
- Registered six tackles, one interception and one pass defended at New Orleans (9/26/10). Intercepted Saints QB Drew Brees for the second time in as many games.
- Earned NFC Defensive Player of the Week honors for his performance at Seattle (12/19/10), posting three tackles, one interception and five passes defended.



VETERAN PLAYERS

COLLEGE

- Played in 43 games for the Shippensburg Red Raiders and amassed 140 tackles in addition to setting school records with 38 career passes.
- Holds the Shippensburg all-time mark with 82 punt returns for 1,126 yards and ranks fourth all-time in school annals with 1,183 yards on 45 kickoff returns with three returns for touchdowns.
- Earned first-team All-America honors as a junior and senior in addition to being named to the second-team as a sophomore.

PERSONAL

- A standout defensive back and running back at Northeast High School in Philadelphia, Pa.
- Has one son, Aiden.
- Born Brent Omar Grimes on July 19, 1983 in Philadelphia, Pa.

GRIMES' CAREER DEFENSIVE STATISTICS

YEAR	GP/GS	TK	SO	AST	SK	YDS	INT	YDS	LG	TD	PD	FF	FR	YDS	TD
2007 ATL	2/0	11	10	1	0.0	0.0	0	0	0	0	0	0	0	0	0
2008 ATL	12/6	36	29	7	0.0	0.0	1	25	25	0	6	0	0	0	0
2009 ATL	16/8	67	58	9	0.0	0.0	6	17	11	0	13	0	1	0	0
2010 ATL	16/16	82	72	10	0.0	0.0	5	84	36	0	23	0	0	0	0
2011 ^{11/12}	44	36	8	0.0	0.0	1	29	29	0	14	1	0	0	0	
TOTAL	58/42	242	207	35	0.0	0.0	13	155	36	0	56	1	1	0	0

GRIMES' CAREER POSTSEASON STATISTICS

YEAR	GP/GS	TK	SO	AST	SK	YDS	INT	YDS	LG	TD	PD	FF	FR	YDS	TD
2008 ATL	1/0	0	0	0	0.0	0.0	0	0	0	0	0	0	0	0	0
2010 ATL	1/1	7	7	0	0.0	0.0	0	0	0	0	0	0	1	0	0
2011 ATL	0/0	INACTIVE													
TOTAL	2/1	7	7	0	0.0	0.0	0	0	0	0	0	0	1	0	0



VETERAN PLAYERS

GRIMES' BEST GAMES

TACKLES	FUMBLE RECOVERIES	INTERCEPTIONS	PASSES DEFENSED
11, Two Times	1 @ DAL (10/25/09)	2 @ NYJ (12/20/09)	6 @ TB (12/5/10)
Last @ CAR (9/28/08)			5 @ SEA (12/19/10)

- Additional Statistics: One special teams tackle in 2007, three special teams stops in 2008 and six special teams tackles in 2009.

2011 GAME-BY-GAME										
DATE	OPP	TK	SO	SK	YDS	INT	YDS	FF	FR	PD
9/11	@ CHI	0	0	0.0	0.0	0	0	0	0	3
9/18	PHI	5	4	0.0	0.0	0	0	0	0	0
9/25	@ TB	4	4	0.0	0.0	0	0	0	0	0
10/2	@ SEA	4	4	0.0	0.0	0	0	0	0	1
10/9	GB	7	6	0.0	0.0	0	0	1	0	2
10/16	CAR	4	4	0.0	0.0	1	29	0	0	1
10/23	@ DET	5	3	0.0	0.0	0	0	0	0	2
11/6	@ IND	3	2	0.0	0.0	0	0	0	0	0
11/13	NO	4	3	0.0	0.0	0	0	0	0	1
11/20	TEN	1	1	0.0	0.0	0	0	0	0	2
11/27	MIN	0	0	0.0	0.0	0	0	0	0	0
12/4	@ HOU	INACTIVE								
12/11	@ CAR	INACTIVE								
12/15	JAX	INACTIVE								
12/26	@ NO	7	5	0.0	0.0	0	0	0	0	2
1/1	TB	INACTIVE								
TOTALS		44	36	0.0	0.0	1	29	1	0	14
CAREER		242	207	0.0	0.0	13	155	1	1	56

2011 POSTSEASON										
DATE	OPP	TK	SO	SK	YDS	INT	YDS	FF	FR	PD
1/8	@ NYG	INACTIVE								
TOTALS		0	0	0.0	0.0	0	0	0	0	0

2010 GAME-BY-GAME										
DATE	OPP	TK	SO	SK	YDS	INT	YDS	FF	FR	PD
9/12	PIT	3	3	0.0	0.0	0	0	0	0	0
9/19	ARI	3	2	0.0	0.0	0	0	0	0	1
9/26	@ NO	6	5	0.0	0.0	1	36	0	0	1
10/3	SF	3	2	0.0	0.0	0	0	0	0	2
10/10	@ CLE	6	4	0.0	0.0	0	0	0	0	0
10/17	@ PHI	10	10	0.0	0.0	0	0	0	0	1
10/24	CIN	5	4	0.0	0.0	0	0	0	0	1
11/7	TB	5	5	0.0	0.0	1	4	0	0	1
11/11	BAL	5	5	0.0	0.0	1	0	0	0	1
11/21	@ STL	5	5	0.0	0.0	0	0	0	0	3
11/28	GB	5	5	0.0	0.0	0	0	0	0	0
12/5	@ TB	7	5	0.0	0.0	1	33	0	0	6
12/12	@ CAR	4	4	0.0	0.0	0	0	0	0	0
12/19	@ SEA	3	3	0.0	0.0	1	11	0	0	5
12/27	NO	5	5	0.0	0.0	0	0	0	0	0
1/2	CAR	7	5	0.0	0.0	0	0	0	0	1
TOTALS		82	72	0.0	0.0	5	84	0	0	23

2010 POSTSEASON										
DATE	OPP	TK	SO	SK	YDS	INT	YDS	FF	FR	PD
1/15	GB	7	7	0.0	0.0	0	0	0	1	0
TOTALS		7	7	0.0	0.0	0	0	0	1	0

2009 GAME-BY-GAME										
DATE	OPP	TK	SO	SK	YDS	INT	YDS	FF	FR	PD
9/13	MIA	3	3	0.0	0.0	0	0	0	0	0
9/20	CAR	1	0	0.0	0.0	0	0	0	0	1
9/27	@ NE	2	1	0.0	0.0	0	0	0	0	0
10/11	@ SF	2	2	0.0	0.0	0	0	0	0	1
10/18	CHI	5	4	0.0	0.0	0	0	0	0	0
10/25	@ DAL	5	4	0.0	0.0	0	0	0	0	1
11/2	@ NO	8	7	0.0	0.0	1	0	0	0	2
11/8	WSH	1	1	0.0	0.0	0	0	0	0	0
11/15	@ CAR	5	5	0.0	0.0	0	0	0	0	0
11/22	@ NYG	6	5	0.0	0.0	1	9	0	0	2
11/29	TB	1	1	0.0	0.0	0	0	0	0	0
12/6	PHI	2	2	0.0	0.0	0	0	0	0	0
12/13	NO	9	7	0.0	0.0	0	0	0	0	0
12/20	@ NYJ	6	6	0.0	0.0	2	-3	0	0	2
12/27	BUF	9	9	0.0	0.0	1	11	0	0	1
1/3	@ TB	2	1	0.0	0.0	1	0	0	0	3
TOTALS		67	58	0.0	0.0	6	17	0	1	13


2008 GAME-BY-GAME										
DATE	OPP	TK	SO	SK	YDS	INT	YDS	FF	FR	PD
9/7	DET	6	6	0.0	0.0	0	0	0	0	0
9/14	@ TB	3	2	0.0	0.0	0	0	0	0	1
9/21	KC	4	2	0.0	0.0	1	25	0	0	2
9/28	@ CAR	11	9	0.0	0.0	0	0	0	0	1
10/5	@ GB	6	5	0.0	0.0	0	0	0	0	0
10/12	CHI	5	5	0.0	0.0	0	0	0	0	2
10/26	@ PHI	0	0	0.0	0.0	0	0	0	0	0
11/2	@ OAK	0	0	0.0	0.0	0	0	0	0	0
11/9	NO	0	0	0.0	0.0	0	0	0	0	0
11/16	DEN	INACTIVE								
11/23	CAR	1	0	0.0	0.0	0	0	0	0	0
11/30	@ SD	INACTIVE								
12/7	@ NO	INACTIVE								
12/14	TB	INACTIVE								
12/21	@ MIN	0	0	0.0	0.0	0	0	0	0	0
12/28	STL	0	0	0.0	0.0	0	0	0	0	0
TOTALS		36	29	0.0	0.0	1	25	0	0	6

2008 POSTSEASON										
DATE	OPP	TK	SO	SK	YDS	INT	YDS	FF	FR	PD
1/3	@ ARZ	0	0	0.0	0.0	0	0	0	0	0
TOTALS		0	0	0.0	0.0	0	0	0	0	0

2007 GAME-BY-GAME										
DATE	OPP	TK	SO	SK	YDS	INT	YDS	FF	FR	PD
9/9	@ MIN	PRACTICE SQUAD								
9/16	@ JAX	PRACTICE SQUAD								
9/23	CAR	PRACTICE SQUAD								
9/30	HOU	PRACTICE SQUAD								
10/7	@ TEN	PRACTICE SQUAD								
10/15	NYG	PRACTICE SQUAD								
10/21	@ NO	PRACTICE SQUAD								
11/4	SF	PRACTICE SQUAD								
11/11	@ CAR	PRACTICE SQUAD								
11/18	TB	PRACTICE SQUAD								
11/22	IND	PRACTICE SQUAD								
12/2	@ STL	PRACTICE SQUAD								
12/10	NO	PRACTICE SQUAD								
12/16	@ TB	PRACTICE SQUAD								
12/23	@ ARZ	11	10	0.0	0.0	0	0	0	0	0
12/30	SEA	0	0	0.0	0.0	0	0	0	0	0
TOTALS		11	10	0.0	0.0	0	0	0	0	0



VETERAN PLAYERS



**JOE
HAWLEY**
CENTER



61

HT: 5' 11"

WT: 224

NFL EXP: 4

ACQ: D5A-'08

4TH YEAR WITH FALCONS

BIRTHDATE: 12/26/83

COLLEGE: ARIZONA STATE UNIVERSITY

TRANSACTIONS

- Selected as a fourth round (117th pick overall) draft choice by Atlanta in 2010.

2011 (FALCONS)

- Played in all 16 games with 12 starts in 2011. Helped pave the way for RB Michael Turner who led the NFC with 1,340 rushing yards and QB Matt Ryan who threw for a franchise record 4,177 passing yards.
- Made three starts at center before taking over as the starter at right guard for the final nine games of the season.
- Started his first career game at center in place of injured-veteran Todd McClure against Chicago (9/11).
- Member of an offensive line that assisted in producing 138 rushing yards vs. Philadelphia (9/18).
- Saw action on special teams at Tampa Bay (9/25).
- Saw action at center and on special teams at Seattle (10/2).
- Started at center vs. Green Bay (10/9).
- Saw action on special teams vs. Carolina (10/16).
- Saw action on offense and special teams at Detroit (10/23).
- Started at right guard at Indianapolis (11/6) and helped pave the way for a rushing attack that produced 163 yards on the ground.
- Part of an offensive line that helped protect for QB Matt Ryan, who threw for a career-high 351 yards vs. New Orleans (11/13).
- Member of an offensive line that did not allow a sack vs. Tennessee (11/20).
- Started at right guard and protected for QB Matt Ryan, who recorded a passer rating of 128.8 vs. Minnesota (11/27).
- Member of an offensive line that did not allow a sack at Houston (12/4).
- Protected for QB Matt Ryan, who threw for 320 yards and four touchdowns at Carolina (12/11).

- Part of an offensive line that protected for QB Matt Ryan, who recorded a season-high 137.3 passer rating vs. Jacksonville (12/15).

- Started at right guard and helped protect QB Matt Ryan, who threw for a career-high 373 yards at New Orleans (12/26).

- Helped pave the way for RB Michael Turner, who rushed for 172 and two touchdowns vs. Tampa Bay (1/1).

- Started his first career playoff game at New York (1/8).

COLLEGE

- Competed in 47 career games with 33 starts at UNLV as a center and right guard.
- Started every contest as a junior and senior (2008-'09).
- A talented blocker who was a leader on the offensive line throughout his collegiate career.
- Won the Rebel Spirit Award, given to the senior who showed the most toughness, positive attitude and strong commitment to his teammates.
- Did not give up a sack at his position all season.

PERSONAL

- Attended Esperanza High School in Anaheim, California and was a three-year letterwinner for the Aztecs.
- Earned 2005 PrepStar All-West Region Honors as he helped his team to an 11-3 record and an appearance in the state finals.
- Was named a the Sunset League Offensive Lineman of the Year in 2005.
- Also threw discus for the track team.
- A native of Yorba Linda, California.

EXTRA POINTS

- In 2010, a participant in the Atlanta Falcons Rookie Club sponsored by UnitedHealthcare of Georgia, this program gives the players the opportunity to take part in several charitable events.



VETERAN PLAYERS

HAWLEY'S CAREER GAMES PLAYED/STARTED

2011	2010
ATL	ATL
16/12	15/0
TOTAL	31/12

HAWLEY'S CAREER POSTSEASON GAMES PLAYED/STARTED

2011	2010
ATL	ATL
1/1	1/0
TOTAL	2/1



VETERAN PLAYERS



**CHRIS
HOPE**
SAFETY



36

HT: 6' 0"

WT: 208

NFL EXP: 11

ACQ: FA-'12

1ST YEAR WITH FALCONS

BIRTHDATE: 10/22/88

COLLEGE: FLORIDA STATE UNIVERSITY

TRANSACTIONS

- Selected as a third round (94th overall) draft pick by the Pittsburgh Steelers in the 2004 NFL Draft.
- Signed by the Tennessee Titans as an unrestricted free agent on March 15, 2006.
- Signed by the Falcons as an unrestricted free agent on June 29, 2012.

2011 (TITANS)

- Saw action in 10 games with two starts and totaled 33 tackles, one interception and two fumble recoveries in 2011.

CAREER

- Started all 16 games for the third consecutive season and posted a career-best 133 tackles in 2010.
- Had a stellar 2008 campaign after returning to the field following a neck injury that cut short his 2007 season. He earned his first career Pro Bowl nod in 2008 while starting all 16 games and finishing third on the team with four interceptions and tied for third on the squad with 93 tackles.
- Led all strong safeties with 128 tackles and a career-high five interceptions in his first seasons with the Titans in 2006.
- Played in all 16 games, recording 96 tackles (69 solo) and three interceptions as a member of the Pittsburgh Steelers Super Bowl championship team in 2005.
- In 2004, he emerged as the Steelers' starting free safety, totaling 97 tackles, one forced fumble, one fumble recovery and one interception in 16 starts.

CAREER

- Was three-year starter at Florida State who performed in three national championship games and two-time Academic All-America selection.

- Named the Seminoles most dependable defensive back twice and finished his career with 234 tackles (149 solo) and seven stops behind line of scrimmage, 18 passes defended, nine interceptions, three forced fumbles and two fumble recoveries.

- Earned All-Atlantic Coast Conference and Academic All-ACC first-team honors as a senior and was named an All-ACC selection as a junior.

PERSONAL

- At Rock Hill (S.C.) High School, named USA Today All-USA first-team and Parade All-American as senior. Also named USA Today Player of the Year in state of South Carolina and selected to Prep Star's Dream Team. Ranked as No. 1 defensive back prospect in the nation by Prep Star and rated No. 3 defensive back and No. 50 overall prospect in America by National Recruiting Advisor.
- Was a member of Atlanta Journal-Constitution Super Southern 1000. Selected to Orlando Sentinel All-Southern team. Rated as No. 1 defensive back recruit nationally by Tampa Tribune and ranked as sixth-best recruit nationally by St. Petersburg Times. Recorded 114 tackles and three interceptions as defensive back while rushing for 1,319 yards and 20 touchdowns as running back. Totaled 464 tackles, 10 interceptions and four fumble recoveries during his four-year varsity career.

EXTRA POINTS

- Participated in Titans charitable events and was actively involved in school and hospital visits in Nashville. Also visits schools in his hometown of Rock Hill, S.C. during off-season.



VETERAN PLAYERS



ANDREW JACKSON

OFFENSIVE LINEMEN



69

HT: 6-5 WT: 295 NFL EXP: 1 AQU: D7A-'11 1ST YEAR WITH FALCONS

BIRTHDAY: 10/18/1988 COLLEGE: FRESNO STATE UNIVERSITY

TRANSACTIONS

- Selected as a seventh round (210th pick overall) draft choice by Atlanta in 2011.
- Waived by the Falcons on September 3, 2011 and was signed to the Falcons practice squad on September 4, 2011.
- Placed on practice squad-injured on November 22, 2011.

2011 (FALCONS)

- Served as a member of the Falcons practice squad.

COLLEGE

- Emerged as one of the premier offensive linemen in the Western Athletic Conference, earning All-WAC honors for the third time as a senior in 2010.
- Became the first Bulldog football player to earn first-team Academic All-American honors and added an All-WAC selection in his junior season.
- In 2009, was part of an offensive line that opened holes for the leading rusher in the nation RB Ryan Mathews who averaged 161.6 yards per game and protected QB Ryan Colburn as the offensive line allowed just 20 sacks.
- Earned Second-Team All-WAC honors as a sophomore in 2008, as part of an offensive line that opened holes for an offense that ranked third in the WAC in rushing at 176.8 yards a game and allowed just 19 sacks.
- Earned Academic All-WAC as a redshirt freshman in 2007 and as a sophomore in 2008.
- Took over the starting role at right guard for the final 11 games of the season as a redshirt freshman.
- Blocked three kicks in his career, including a PAT against Colorado State in the New Mexico Bowl in 2008.

PERSONAL

- Attended Nevada Union High School in Grass Valley, CA where he was a dominant player on both the offensive and defensive line.
- Named the Sacramento Bee's 2005 Player of the Year and a first-team all-state selection.
- Led the Nevada Union Miners to their first section title (Sac-Joaquin) since 1994 as the best blocker for an offense that scored 30 or more points in all four of its playoff games.
- As a senior, recorded 68 tackles and 11 sacks on defense, served as a team captain and earned the team's Jim Brown MVP award.
- Parents are William Jackson and Tamara Wilson, and he has two brothers Sean and Warren.
- Completed his degree in Business Administration and is working on a Master's degree in Sports Administration.
- Off the field interests include hunting and finishing.



VETERAN PLAYERS



**ROBERT
JAMES**

LINEBACKER



51

HT: 5' 11" WT: 224 NFL EXP: 4 ACQ: D5A-'08 4TH YEAR WITH FALCONS

BIRTHDATE: 12/26/83 COLLEGE: ARIZONA STATE UNIVERSITY

TRANSACTIONS

- Selected as a fifth round (138th pick overall) draft choice by Atlanta in 2008.
- Signed to the Falcons practice squad on September 6, 2009 and was elevated to the 53-man roster on December 29, 2009.
- Signed to the Falcons active roster on December 28, 2011.

2011 (FALCONS)

- Served as a member of the Falcons practice squad for the first 15 weeks of the season.
- Saw action on special teams vs. Tampa Bay (1/1).
- Saw action on special teams at New York (1/8).

CAREER

- Was signed to the active roster for the regular season finale at Tampa Bay in 2010, where he saw action on special teams.
- Saw In 2009, served on the Falcons practice squad before being elevated to teh active roster on December 29 for the final

COLLEGE

- Started 19 of 42 games during his career at Arizona State, recording 174 tackles (102 solo), 5.5 sacks, 20 tackles for loss and five INTs.
- Earned All-America and All-Pac 10 Conference honors during his senior campaign.
- Helped the Sun Devils improve from a total defensive ranking of 51st in the nation in 2006 to 30th nationally in 2007 allowing 345.2 yards per game.

PERSONAL

- Attended Maryvale High School (Arizona), lettering four times in football and twice in track.
- Earned second-team all-city honors as a DB and first-team accolades as a RB.
- Has one son, Robert James III.



VETERAN PLAYERS

JAMES' CAREER DEFENSIVE STATISTICS

YEAR	GP/GS	TK	SO	AST	SK	YDS	INT	YDS	LG	TD	PD	FF	FR	YDS	TD
2008	ATL														
2009	ATL	1/0	0	0	0	0.0	0	0	0	0	0	0	0	0	0
2010	ATL														
2011	ATL	1/0	0	0	0	0.0	0	0	0	0	0	0	0	0	0
TOTAL		2/0	0	0	0	0.0	0	0	0	0	0	0	0	0	0

2011 GAME-BY-GAME

DATE	OPP	TK	SO	SK	YDS	INT	YDS	FF	FR	PD
9/11	@ CHI	2	0	0.0	0.0	0	0	0	0	0
9/18	PHI	-	-	-,-	-,-	-	-	-	-	-
9/25	@ TB	-	-	-,-	-,-	-	-	-	-	-
10/2	@ SEA	-	-	-,-	-,-	-	-	-	-	-
10/9	GB	-	-	-,-	-,-	-	-	-	-	-
10/16	CAR	-	-	-,-	-,-	-	-	-	-	-
10/23	@ DET	-	-	-,-	-,-	-	-	-	-	-
11/6	@ IND	-	-	-,-	-,-	-	-	-	-	-
11/13	NO	-	-	-,-	-,-	-	-	-	-	-
11/20	TEN	-	-	-,-	-,-	-	-	-	-	-
11/27	MIN	-	-	-,-	-,-	-	-	-	-	-
12/4	@ HOU	-	-	-,-	-,-	-	-	-	-	-
12/11	@ CAR	-	-	-,-	-,-	-	-	-	-	- 12/15
	JAX -	-	-,-	-,-	-	-	-	-	-	-
12/26	@ NO									
1/1	TB	0	0	0.0	0.0	0	0	0	0	0
TOTALS		0	0	0.0	0.0	0	0	0	0	0
CAREER		0	0	0.0	0.0	0	0	0	0	0

2011 POSTSEASON

DATE	OPP	TK	SO	SK	YDS	INT	YDS	FF	FR	PD
1/8	@ NYG	0	0	0.0	0.0	0	0	0	0	0
TOTALS		0	0	0.0	0.0	0	0	0	0	0



VETERAN PLAYERS



**PERIA
JERRY**

DEFENSIVE TACKLE



94

HT: 6' 2"

WT: 295

NFL EXP: 4

ACQ: D1-'09

4TH YEAR WITH FALCONS

BIRTHDATE: 8/23/84

COLLEGE: UNIVERSITY OF MISSISSIPPI

TRANSACTIONS

- Selected as a first round (24th pick overall) draft choice by Atlanta in 2009.

2011 (FALCONS)

- Played in all 16 games with four starts. Logged 11 tackles (three solo) with one forced fumble and one pass defense.
- Helped the Falcons defense hold opponents to 97.0 rushing yards per game, which ranked sixth in the League.
- Recorded two tackles in first career start at Chicago (9/11).
- Forced a fumble against Philadelphia (9/18).
- Tallied two tackles (one solo) and two tackles for loss at Tampa Bay (9/25).
- Notched two tackles (one solo) and added a quarterback hit at Seattle (10/2).
- Registered one quarterback hit vs. New Orleans (11/13).

CAREER

- After missing most of his rookie season with an injury, has contributed to the defensive line rotation with 20 tackles (nine solo), 2.0 sacks, one forced fumble and two passes defensed.
- Recorded one tackle and his first career sack at Philadelphia (10/17/10).
- Notched one tackle and one sack for a loss of nine yards against Carolina (1/2/10).

COLLEGE

- In 38 career games at Ole Miss, totaled 132 tackles, 11.5 sacks, 33 tackles for loss, three passes defensed, two forced fumbles, two fumble recoveries and one interception.
- Named to the All-SEC team twice in his collegiate career (first team in '08 and second team in '07).

PERSONAL

- Competed at Hargrave Military Academy before joining the Ole Miss roster. Played in eight games at Hargrave in 2004 and was credited with 30 tackles and five sacks.
- Attended South Panola High School in Batesville, Mississippi and was selected as a first-team all-state and Class 5A Defensive Player of the Year by the Mississippi Association of Coaches.
- Made *Mobile Register's* Super Southeast 120 and was a member of *Max Emifinger's* Super South Top 200, which rated Jerry as the No. 6 inside linebacker in region.
- Helped South Panola finish with a perfect 15-0 record in 2003, which was good enough to win the Class 5A state championship.



VETERAN PLAYERS

JERRY'S CAREER DEFENSIVE STATISTICS

YEAR	GP/GS	TK	SO	AST	SK	YDS	INT	YDS	LG	TD	PD	FF	FR	YDS	TD
2009 ATL	1/0	1	0	1	0.0	0.0	0	0	0	0	0	0	0	0	0
2010 ATL	16/0	8	6	2	2.0	15.0	0	0	0	0	1	0	0	0	0
2011 ATL	16/4	11	3	8	0.0	0.0	0	0	0	0	1	1	0	0	0
TOTAL	33/4	20	9	11	2.0	15.0	0	0	0	0	2	1	0	0	0

2011 GAME-BY-GAME

DATE	OPP	TK	SO	SK	YDS	INT	YDS	FF	FR	PD
9/11	@ CHI	2	0	0.0	0.0	0	0	0	0	0
9/18	PHI	0	0	0.0	0.0	0	0	1	0	0
9/25	@ TB	2	1	0.0	0.0	0	0	0	0	0
10/2	@ SEA	2	1	0.0	0.0	0	0	0	0	0
10/9	GB	0	0	0.0	0.0	0	0	0	0	0
10/16	CAR	0	0	0.0	0.0	0	0	0	0	0
10/23	@ DET	0	0	0.0	0.0	0	0	0	0	0
11/6	@ IND	1	0	0.0	0.0	0	0	0	0	0
11/13	NO	0	0	0.0	0.0	0	0	0	0	0
11/20	TEN	0	0	0.0	0.0	0	0	0	0	0
11/27	MIN	1	0	0.0	0.0	0	0	0	0	0
12/4	@ HOU	1	0	0.0	0.0	0	0	0	0	0
12/11	@ CAR	0	0	0.0	0.0	0	0	0	0	1
12/15	JAX	1	0	0.0	0.0	0	0	0	0	0
12/26	@ NO	1	1	0.0	0.0	0	0	0	0	0
1/1	TB	0	0	0.0	0.0	0	0	0	0	0
TOTALS		11	3	0.0	0.0	0	0	1	0	1
CAREER		20	9	2.0	15.0	0	0	1	0	2

2011 POSTSEASON

DATE	OPP	TK	SO	SK	YDS	INT	YDS	FF	FR	PD
1/8	@ NYG	0	0	0.0	0.0	0	0	0	0	0
TOTALS		0	0	0.0	0.0	0	0	0	0	0

2010 GAME-BY-GAME


DATE	OPP	TK	SO	SK	YDS	INT	YDS	FF	FR	PD
9/12	PIT	1	1	0.0	0.0	0	0	0	0	0
9/19	ARI	1	1	0.0	0.0	0	0	0	0	0
9/26	@ NO	0	0	0.0	0.0	0	0	0	0	0
10/3	SF	0	0	0.0	0.0	0	0	0	0	0
10/10	@ CLE	0	0	0.0	0.0	0	0	0	0	0
10/17	@ PHI	1	1	1.0	6.0	0	0	0	0	0
10/24	CIN	0	0	0.0	0.0	0	0	0	0	0
11/7	TB	1	0	0.0	0.0	0	0	0	0	0
11/11	BAL	0	0	0.0	0.0	0	0	0	0	0
11/21	@ STL	1	1	0.0	0.0	0	0	0	0	1
11/28	GB	0	0	0.0	0.0	0	0	0	0	0
12/5	@ TB	1	1	0.0	0.0	0	0	0	0	0
12/12	@ CAR	1	0	0.0	0.0	0	0	0	0	0
12/19	@ SEA	0	0	0.0	0.0	0	0	0	0	0
12/27	NO	0	0	0.0	0.0	0	0	0	0	0
1/2	CAR	1	1	1.0	9.0	0	0	0	0	0
TOTALS		8	6	2.0	15.0	0	0	0	0	1

2010 POSTSEASON

DATE	OPP	TK	SO	SK	YDS	INT	YDS	FF	FR	PD
1/15	GB	0	0	0.0	0.0	0	0	0	0	0
TOTALS		0	0	0.0	0.0	0	0	0	0	0




VETERAN PLAYERS



**MIKE
JOHNSON**

OFFENSIVE GUARD



79

HT: 6' 6" WT: 304 NFL EXP: 3 ACQ: D3B-'10 3RD YEAR WITH FALCONS

BIRTHDATE: 4/2/87 COLLEGE: UNIVERSITY OF ALABAMA

TRANSACTIONS

- Selected as a third round (98th pick overall) draft choice by Atlanta in 2010.
- Placed on injured reserve on October 26, 2011.

2011 (FALCONS)

- Inactive in weeks 1-5.
- Saw first career action on special teams vs. Carolina (10/16).
- Saw action on special teams at Detroit (10/23).

COLLEGE

- The unquestioned leader of Alabama's offensive line who played both guard and tackle. Was an All-America selection in his junior and senior seasons (2008-'09).

- By the conclusion of his senior season, started in 41 consecutive games while setting the school career-record by appearing in 54 contests.

- A member of the Crimson Tide's 2009 National Championship team while blocking for Heisman Trophy winner Mark Ingram.

- As a starter, recorded 264 knockdown blocks, 39 touchdown-resulting blocks and 18 downfield blocks.

EXTRA POINTS


- In 2010, a participant in the Atlanta Falcons Rookie Club sponsored by UnitedHealthcare of Georgia, this program gives the players the opportunity to take part in several charitable events.

JOHNSON'S CAREER GAMES PLAYED/STARTED

2011	2010
ATL	ATL
2/0	0/0
TOTAL	2/0




VETERAN PLAYERS



JULIO JONES

WIDE RECEIVER



11

HT: 6-3 WT: 220 NFL EXP: 1 AQU: D1-'11 2nd YEAR WITH FALCONS

BIRTHDAY: 2/3/1989 COLLEGE: UNIVERSITY OF ALABAMA

TRANSACTIONS

- Selected as a first round (6th pick overall) draft choice by Atlanta in 2011.

2011 (FALCONS)

- Posted the best season by a Falcons rookie receiver after notching 54 receptions for 959 yards and eight touchdowns. recorded more yards and touchdowns than any Falcons rookie before him and only Shawn Collins caught more passes in his first season when he pulled down 58 balls in 1989.
- Earned NFL Rookie of the Month honors for December/January after catching 24 passes for 461 yards and six touchdowns in the final five games of the regular season.
- Posted back-to-back 100-yard games at Tampa Bay in Week 3 and at Seattle in Week 4. He is the first Falcons rookie since Alfred Jenkins in 1975 to accomplish that feat and the first NFL rookie to do so since DeSean Jackson in 2008.
- Recorded five receptions for 71 yards in his NFL debut against Chicago (9/11), including a team-long 32-yard reception.
- Hauled in two receptions for 29 yards vs. Philadelphia (9/18).
- Reeled in six receptions for 115 yards, including a career-long catch of 49 yards, at Tampa Bay (9/25).
- Set career-highs in receptions (11) and receiving yards (127) and recorded his second-consecutive 100-yard receiving game at Seattle (10/2).
- Became the first Falcons rookie to record 11 receptions in a game when he posted 11 catches for 127 yards at Seattle in Week 4. The last NFL rookie to post 11-or-more catches in a game was Denver's Eddie Royal in 2008.
- Tallied one reception for 16 yards and added one rush for 17 yards vs. Green Bay (10/9).
- Hauled in three passes for 131 yards, including his first two career touchdowns, and added two carries

for 33 yards at Indianapolis (11/6).

- Recorded two catches for nine yards vs. New Orleans (11/13).
- Tallied four catches for 68 yards, including a long of 26, at Houston (12/4).
- Registered 104 yards and two touchdowns on three catches, including a long reception of 75 yards, at Carolina (12/11).
- Hauled in five catches for 85 yards and a 29-yard touchdown and added one carry for six yards vs. Jacksonville (12/15).
- Logged eight catches for 128 yards, including his third consecutive game with a touchdown, at New Orleans (12/26).
- Notched his third multi-touchdown game of the season after recording four catches for 76 yards and two scores vs. Tampa Bay (1/1).
- Grabbed a team-high seven catches for 64 yards and added one rush for 13 yards at New York (1/8).

COLLEGE

- Established himself as one of the premier wide receivers in college football at the University of Alabama. In 40 games he caught 179 passes for 2,653 yards with 15 touchdowns, and accumulated 3,084 all-purpose yards.
- His 179 receptions rank second all-time at Alabama, while his 2,653 receiving yards rank second in school history and his 15 touchdowns are tied for fourth in Crimson Tide annals.
- In 2010, garnered second-team All-American honors and was a first-team All-Southeastern Conference selection.
- Was a member of the watch lists for the Maxwell Award, given to the nation's top player, and the Biletnikoff Award, given to the nation's top receiver in both his sophomore and junior seasons.
- Started all 13 games and led the Tide with 78 recep-



VETERAN PLAYERS

tions for 1,133 yards (14.53 avg.) and seven touchdowns as a junior in 2010. Also added 135 yards with two scores on eight carries on the ground.

- Set a single-season school record with 78 receptions, breaking D.J. Hall's previous mark of 67 set in 2007.
- As a junior, set a new school record with 1,133 receiving yards, breaking Hall's mark of 1,056 yards set in 2006.
- Earned Freshman All-American first-team honors from the *Football Writers Association of America* and *Sporting News*.

PERSONAL

- Attended Foley High School (AL), playing football for head coach Todd Watson where he was regarded as the nation's top receiver by Rivals.com, Scout.com and SuperPrep. He was also named the top high school player in the country by Sports Illustrated and Tackle.com.
- Concluded his prep career with 194 catches for 3,287 yards (16.94 avg.) with 43 touchdowns while adding three rushing touchdowns, two kickoff-return touchdowns, two punt-return touchdowns and two fumble returns for scores.

- Was a two-time All-American choice by Rivals.com and two-time Birmingham News and Alabama Sportswriters Association All-State selection
- As a senior, caught 68 passes for 1,181 yards (17.37 avg.) with 16 touchdowns while leading the Lions to a 12-1 overall record, a Region 2 title and an appearance in the state quarterfinals.
- Was named "Mr. Football" and Gatorade Player of the Year for the state of Alabama...All-American choice by Parade Magazine, USA Today, EA Sports and Scout.com in 2007.
- Is a two-time recipient of Alabama's Commitment to Academic Excellence Award (2009-10).
- Led community service projects in high school which included Santa America Foundation and local Optimist International Club.
- Credits his mother, Queen Mavin, as the largest influence in his life as she never let him quit at anything.
- His given name is Quintorris Jones.

FALCONS ROOKIE RECEIVING

PLAYER	REC	YARDS	TDS
Julio Jones	54	767	8
Alfred Jenkins	38	767	6
Ken Burrow	33	741	6
Jim Mitchell	22	339	4



VETERAN PLAYERS

JONES' CAREER STATISTICS

RECEIVING								RUSHING			
YEAR	GP/GS	REC	YDS	AVG	LG	TD	ATT	YDS	AVG	LG	TD
2011 ATL	13/13	54	959	17.8	80	8	6	56	9.3	19	0
TOTALS	13/13	54	959	17.8	80	8	6	56	9.3	19	0

2011 GAME-BY-GAME

RECEIVING								RUSHING			
DATE	OPP	REC	YDS	AVG	LG	TD	RSH	YDS	AVG	LG	TD
9/11	@ CHI	5	71	14.2	32	0	0	0	0.0	0	0
9/18	PHI	2	29	14.5	15	0	0	0	0.0	0	0
9/25	@ TB	6	115	19.2	49	0	1	-9	-9.0	-9	0
10/2	@ SEA	11	127	11.5	45	0	0	0	0.0	0	0
10/9	GB	1	16	16.0	16	0	1	17	17.0	17	0
10/16	CAR	INACTIVE									
10/23	@ DET	INACTIVE									
11/6	@ IND	3	131	43.7	80	2	2	33	16.5	19	0
11/13	NO	2	9	4.5	6	0	0	0	0.0	0	0
11/20	TEN	INACTIVE									
11/27	MIN	0	0	0.0	0	0	0	0	0.0	0	0
12/4	@ HOU	4	68	17.0	26	0	0	0	0.0	0	0
12/11	@ CAR	3	104	34.7	75	2	0	0	0.0	0	0
12/15	JAX	5	85	17.0	29	1	1	6	6.0	6	0
12/26	@ NO	8	128	16.0	40	1	0	0	0.0	0	0
1/1	TB	4	76	19.0	48	2	1	9	9.0	9	0
TOTALS		54	959	17.8	80	8	6	56	9.3	19	0
CAREER		54	959	17.8	80	8	6	56	9.3	19	0

2011 POSTSEASON

RECEIVING								RUSHING			
DATE	OPP	REC	YDS	AVG	LG	TD	RSH	YDS	AVG	LG	TD
1/8	@ NYG	7	64	9.1	20	0	1	13	13.0	13	0
TOTALS		7	64	9.1	20	0	1	13	13.0	13	0



VETERAN PLAYERS



**VINCE
MANUWAI**

GUARD


65

HT: 6' 2" WT: 333 NFL EXP: 8 ACQ: FA-'12 1ST YEAR WITH FALCONS
BIRTHDATE: 7/12/80 COLLEGE: UNIVERSITY OF HAWAII

TRANSACTIONS

- Originally selected by the Jacksonville Jaguars in the third round (72nd overall) of the 2003 NFL Draft.
- Signed by the Falcons as an unrestricted free agent on March 9, 2012.

CAREER

- Veteran guard has started 105 of 111 career games, including a streak of 68 consecutive games.
- Played under current Falcons offensive coordinator Dirk Koetter for four seasons from 2007 to 2010 when Koetter served as the Jaguars offensive coordinator.
- Playing under Koetter, Manuwai helped the Jaguars establish one of the League's most consistent running games averaging 4.5 yards per carry and 134.2 yards per game on the ground.
- Despite missing the first seven games of the 2010 season, returned to the lineup and helped RB Maurice Jones-Drew post six consecutive 100-yard games to finish the season with 1,324 yards after only recording one game with over 100 yards in the first seven games that year.
- As a rookie, Manuwai helped anchor an offensive line that set a franchise record for fewest sacks allowed in a season with 28.
- In 2006, blocked for both Fred Taylor and Maurice Jones-Drew as the Jaguars set a franchise record with 2,541 total rushing yards.

COLLEGE

- Three-year starter who could play any position on the line, he did not allow a sack in his last 35 games as a starter.
- Named a first-team All-American by College Football News as a senior.
- Majored in sociology.
- As a starter, recorded 264 knockdown blocks, 39 touchdown-resulting blocks and 18 downfield blocks.
- Earned first team All-America honors from College Football News, first team All-WAC and won the Warrior Award, given to Hawaii's best player as a senior.

PERSONAL


- Born in Honolulu, Hawaii where He attended Farrington High School. Earned varsity letters three times each in football and track and field and once in basketball.
- Earned All-Conference and All-State honors in football in high school. He also earned all-league honors in the shot put and all-league and all-state in the discus.

MANUWAI'S CAREER GAMES PLAYED/STARTED

2010	2009	2008	2007	2006	2005	2004	2003
JAX	JAX	JAX	JAX	JAX	JAX	JAX	JAX
16/11	16/16	1/1					



VETERAN PLAYERS



**CLIFF
MATTHEWS**

DEFENSIVE LINEMEN



98

HT: 6-4

WT: 268

NFL EXP: 1

AQU: D7B-'11

1ST YEAR WITH FALCONS

BIRTHDAY: 8/5/1989

COLLEGE: UNIVERSITY OF SOUTH CAROLINA

TRANSACTIONS

- Selected as a seventh round (230th pick overall) draft choice by Atlanta in 2011.

2011 (FALCONS)

- Inactive in Weeks 1-17 and in the Wild Card playoff at New York (1/8).

COLLEGE

- Finished his Gamecocks' career with 149 total tackles (108 solo), 26 tackles for loss, 15.5 sacks, six passes defended and seven forced fumbles.
- As a senior in 2010, was listed on the preseason Lott, Nagurski and Lombardi trophy watch lists, was named a preseason first team All-SEC selection. Posted 44 tackles (30 solo), with 8.5 tackles for loss, 5.5 sacks and four forced fumbles in his final season.
- Served as a team captain in 2009 and earned second team All-SEC honors after recording 47 tackles (35 solo), 10.0 tackles for loss and 7.0 sacks.
- Earned the Weight Room Effort Award for the defense and captured the Joe Morrison Award as the top defensive player of the spring as a junior.
- Moved to defensive end after spending most of his freshman season at outside linebacker, started all 13 games and logged 32 tackles, including 5.5 tackles for loss and 3.0 sacks.

- Named to both the SEC Coaches and the Sporting News Freshman All-SEC team as an outside linebacker, also named to the honorable mention freshman All-America squad by the Sporting News after playing in all 13 games with nine starts as a freshman.

- Recorded 26 tackles (20 solo) with a pair of tackles for loss and a quarterback hurry in his freshman season.

PERSONAL

- Graduated from Cheraw (S.C.) High School in 2007, was a two-way starter, playing both tight end and defensive end and led his team to the state championship as a senior.
- Was an all-region selection, earned Defensive MVP honors at the Shrine Bowl after finishing with four tackles, two sacks and a fumble recovery.
- Earned his degree in Criminal Justice in 2011.
- Family includes father James Matthews, mother Mary Matthews and younger brother Damian.
- Parents are William Jackson and Tamara Wilson, and he has two brothers Sean and Warren.
- Off the field interests include fishing, golf and spending time with family and friends.

MATTHEWS' CAREER DEFENSIVE STATISTICS

YEAR	GP/GS	TK	SO	AST	SK	YDS	INT	YDS	LG	TD	PD	FF	FR	YDS	TD
2011	ATL	0/0	0	0	0	0.0	0.0	0	0	0	0	0	0	0	0
TOTAL		0/0	0	0	0	0.0	0.0	0	0	0	0	0	0	0	0



VETERAN PLAYERS



**ROBERT
MCCLAIN**
CORNERBACK



27

HT: 5' 9"

WT: 195

NFL EXP: 2

ACQ: FA-'12

1ST YEAR WITH FALCONS

BIRTHDATE: 7/22/88

COLLEGE: UNIVERSITY OF CONNECTICUT

TRANSACTIONS

- Selected by the Carolina Panthers in the seventh round (249th overall) of the 2010 NFL Draft.
- Waived by Carolina on September 3, 2011.
- Signed by the Jacksonville Jaguars on December 12, 2011.
- Released by Jacksonville on December 29, 2011.
- Signed as a future reserved free agent by the Atlanta Falcons on January 10, 2012.

2011 (JAGUARS)

- Inactive in Weeks 15 and 16 after being signed on December 12, 2011.

2010 (PANTHERS)

- Appeared in 16 games with two starts, primarily serving as a reserve defensive back and on special teams
- Collected seven tackles and one pass defended on the year.
- Ranked third on the team with 11 special teams tackles.
- Made his first career start versus Atlanta (12/12) when the Panthers opened in a dime defense.

COLLEGE

- Played in 46 games with 18 starts at Connecticut.
- Collected 129 tackles, one sack, 10 interceptions, 14 passes defended, two forced fumbles and three fumble recoveries in his career.
- Returned 15 kickoffs for 271 yards and 23 punts for 274 yards and one touchdown.

- Named second-team All-Big East Conference as a senior in 2009, after finishing second in the conference with a 12.6-yard average on 21 punt returns with one touchdown.

- Scored on an 87-yard return against Cincinnati, the longest return in school history since 1936.

- As a junior in 2008, returned two interceptions for touchdowns, including a 28-yard return against Cincinnati.

PERSONAL

- Attended Patuxent High School in Lusby, Md., where he was an All-State selection.
- Named first-team All-Metro by *The Washington Post* as a defensive back after recording six interceptions, 19 passes defended and 53 tackles as a senior.
- Named All-League as both a running back and a defensive back as a senior after earning the honor as a junior on defense.
- Rushed for 1,105 yards and 12 touchdowns while also catching 25 passes for 421 yards and four touchdowns as a senior.
- Also a dangerous returner, bringing back five kickoffs for touchdowns during his senior campaign, one short of the national single-season record.
- Majored in political science at Connecticut.
- Born Robert McClain III on July 22, 1988.

MCCLAIN'S CAREER DEFENSIVE STATISTICS

YEAR	GP/GS	TK	SO	AST	SK	YDS	INT	YDS	LG	TD	PD	FF	FR	YDS	TD
2010 CAR	16/2	16	14	2	0.0	0.0	0	0	0	0	1	0	0	0	0
TOTAL	16/2	16	14	2	0.0	0.0	0	0	0	0	1	0	0	0	0



VETERAN PLAYERS



**TODD
MCCLURE**
CENTER



62

HT: 6' 1"

WT: 296

NFL EXP: 13

ACQ: D7A-'99

13TH YEAR WITH FALCONS

BIRTHDATE: 2/16/77

COLLEGE: LOUISIANA STATE UNIVERSITY

TRANSACTIONS

- Selected as the first of two seventh round (237th pick overall) draft choices by Atlanta in 1999.
- Re-signed by the Falcons on March 27, 2012.

2011 (FALCONS)

- Selected Anchored an offensive line that allowed QB Matt Ryan to throw for a franchise record 4,177 yards. Also helped pave the way for RB Michael Turner to lead the NFC with 1,340 rushing yards.
- Was inactive against Chicago (9/11), snapping a streak of 144-consecutive starts, the longest consecutive streak in Falcons history.
- Started at center at Seattle on an offensive line that did not allow a sack (10/2).
- Started at center vs. Carolina (10/16) and helped pave the way for RB Michael Turner, who ran for 139 yards and two touchdowns.
- Part of an offensive line that paved the way for 129 rushing yards at Detroit (10/23).
- Started at center and helped pave the way for a rushing attack that gained 163 yards on the ground at Indianapolis (11/6).
- Part of an offensive line that helped protect QB Matt Ryan, who threw for a career-high 351 yards vs. New Orleans (11/13).
- Member of an offensive line that did not allow a sack vs. Tennessee (11/20).
- Protected for QB Matt Ryan, who recorded a 128.2 passer rating, vs. Minnesota (11/27).
- Started at center on an offensive line that did not allow a sack at Houston (12/4).
- Protected for QB Matt Ryan, who threw for 320 yards and four touchdowns at Carolina (12/11).
- Started at center and helped protect QB Matt Ryan, who recorded a season-high 137.3 passer rating vs. Jacksonville (12/15).

- Part of an offensive line that did not allow a sack vs. New Orleans (12/26).

- Helped pave the way for RB Michael Turner, who rushed for 172 yards and two touchdowns vs. Tampa Bay (1/1).

- Started his seventh career playoff game for the Falcons at New York (1/8).

CAREER

- Tough, hard-nosed veteran who has started 166 of 168 games at center, including a streak of 144 starts heading into the 2011 season.
- Set a franchise record for the most consecutive starts with 144, topping Keith Brooking's old mark of 128 set from 2000-08.
- Was a 16-game starter for the ninth consecutive year in 2010 and was part of an offensive line ranked third in the NFL and first in the NFC with 23 sacks allowed.
- Started his franchise record 166th career game against Carolina (1/2/10) and spearheaded an offensive line that allowed Ryan to post a 110.9 passer rating in the season finale.
- Voted to the *USA Today* All-Joe Team (2008, '10)
- Heady performer who has been the signal-caller on the line after earning the starting center position in 2001.
- Has blocked for three 1,000-yard running backs in Michael Turner (2008, '10), Warrick Dunn (2004, '05, '06) and Jamal Anderson (2000).
- Rebounded from a rookie campaign that was cut short due to a season-ending knee injury suffered in training camp, starting seven of 10 games played on a revamped line in 2000.

COLLEGE

- Was voted a Coaches All-America selection following his senior season.



VETERAN PLAYERS

- Consensus All-SEC first-team choice as a senior and junior at LSU, boasting 185 knockdowns in his four-year career.
- Started every game as a senior and had 62 knockdowns for an offense that averaged 384.6 yards per game.
- Started 10 games as a junior, collecting 68 knockdowns for an offense that totaled 4,517 yards.
- Started every game as a sophomore and amassed 49 knockdowns for the Tigers as they totaled an SEC-high 2,322 yards on the ground.

PERSONAL

- Played as a two-way lineman at Central (Baton Rouge, LA) High School.
- Participated in several community programs in 2004, including the Prison Ministries of Atlanta football camp and Disabled American Veterans fundraiser.
- Born Ryan Todd McClure on February 16, 1977 in Baton Rouge, Louisiana. He and his wife, Heidi, have one son, Maverick, and two daughters, Ryann and Riley.

EXTRA POINTS

- In 2010, partnered with Rooms to Go to provide underprivileged families room makeovers for their homes. Also participated in a home makeover for a local military family.
- Several members of the offensive line brought underprivileged teenagers from the Hall County Boys & Girls Club to a Gwinnett Braves batting practice. The players gave the children an opportunity to take batting practice, signed autographs, and took pictures as reward to these teenagers for finishing on the honor roll during the school year.
- Participated in the third annual Fishing with the Falcons in June 2010. Went fishing on Lake Lanier with soldiers who had been recently injured in the war in the Middle East.
- In December 2009, the Falcons offensive line treated children from the Atlanta Urban Ministries to a holiday shopping spree at the WalMart located in Dacula. The players ate dinner with the children and shopped with them as well.

MCCLURE'S CAREER GAMES PLAYED/STARTED

2011	2010	2009	2008	2007	2006	2005	2004	2003	2002	2001	2000	1999
ATL	ATL	ATL	ATL	ATL	ATL	ATL	ATL	ATL	ATL	ATL	ATL	ATL
13/13	16/16	16/16	16/16	16/16	16/16	16/16	16/16	16/16	16/16	15/15	9/7	IR
TOTAL	168/166											

MCCLURE'S CAREER POSTSEASON GAMES PLAYED/STARTED

2011	2010	2008	2004	2002
ATL	ATL	ATL	ATL	ATL
1/1	1/1	1/1	2/2	2/2
TOTAL	7/7			



VETERAN PLAYERS



**KERRY
MEIER**

WIDE RECEIVER



80

HT: 6' 3"

WT: 222

NFL EXP: 1

ACQ: D5B-'10

2ND YEAR WITH FALCONS

BIRTHDATE: 11/12/86

COLLEGE: UNIVERSITY OF KANSAS

TRANSACTIONS

- Selected as a fifth round (165th pick overall) draft choice by Atlanta in 2010.

2011 (FALCONS)

- Played in 12 games in 2011, seeing time at wide receiver and on special teams.
- Saw action in Week 1 against Chicago (9/11).
- Saw action in Week 2 on offense and special teams vs. Philadelphia (9/18).
- Saw action on special teams at Seattle (10/2).
- Saw action on special teams vs. Green Bay (10/9).
- Saw action on offense and special teams vs. Carolina (10/16).
- Saw action on offense and special teams vs. Detroit (10/23).
- Saw action on special teams at Indianapolis (11/6).
- Saw action on special teams vs. New Orleans (11/13).
- Saw action on offense and special teams vs. Tennessee (11/20).
- Saw action on offense and special teams vs. Minnesota (11/27).
- Saw action on special teams at Carolina (12/11).
- Saw action on offense and special teams vs. Jacksonville (12/15).
- Inactive Weeks 16-17 and in Wild Card playoff due to injury (groin).

COLLEGE

- Started 38 of 46 games at Kansas, including lining up as a receiver in 35 of those contests. Caught 226 passes for 2,309 yards with 18 touchdowns while adding 417 yards and six scores on 118 carries.
- Completed 134 of 219 passes for 1,612 yards, 17 touchdowns and 10 interceptions.

- Amassed 2,029 yards in total offense and 2,726 all-purpose yards.
- Holds the school career-record with 226 receptions, which also ranks eighth in Big 12 Conference history.
- Set the school reception record on two occasions, the first coming in 2008 (97), followed by 2009 (102).
- One of five KU players to gain over 1,000 receiving yards in a season.

PERSONAL

- Attended Pittsburg High School in Kansas and was an all-state quarterback selection by the Kansas Football Coaches Association as a senior.
- Added first-team all-league honors at QB and as a punter, receiving a three-star prospect rating from *Scout.com*.
- Led his team to two sectional championships as a junior and senior.
- As a senior, completed 72 of 151 passes for 930 yards and nine touchdowns.
- A native of Pittsburg, Kansas.

EXTRA POINTS

- In 2010, a participant in the Atlanta Falcons Rookie Club sponsored by UnitedHealthcare of Georgia, this program gives the players the opportunity to take part in several charitable events.



VETERAN PLAYERS

MEIER'S CAREER STATISTICS

RECEIVING								RUSHING			
YEAR	GP/GS	REC	YDS	AVG	LG	TD	ATT	YDS	AVG	LG	TD
2010	ATL	INJURED RESERVE									
2010	ATL	12/0	0	0	0.0	0	0	0	0	0.0	0
TOTALS		12/0	0	0	0.0	0	0	0	0	0.0	0

2011 GAME-BY-GAME

		RECEIVING					RUSHING				
DATE	OPP	REC	YDS	AVG	LG	TD	RSH	YDS	AVG	LG	TD
9/11	@ CHI	0	0	0.0	0	0	0	0	0.0	0	0
9/18	PHI	0	0	0.0	0	0	0	0	0.0	0	0
9/25	@ TB	DID NOT PLAY									
10/2	@ SEA	0	0	0.0	0	0	0	0	0.0	0	0
10/9	GB	0	0	0.0	0	0	0	0	0.0	0	0
10/16	CAR	0	0	0.0	0	0	0	0	0.0	0	0
10/23	@ DET	0	0	0.0	0	0	0	0	0.0	0	0
11/6	@ IND	0	0	0.0	0	0	0	0	0.0	0	0
11/13	NO	0	0	0.0	0	0	0	0	0.0	0	0
11/20	TEN	0	0	0.0	0	0	0	0	0.0	0	0
11/27	MIN	0	0	0.0	0	0	0	0	0.0	0	0
12/4	@ HOU	DID NOT PLAY									
12/11	@ CAR	0	0	0.0	0	0	0	0	0.0	0	0
12/15	JAX	0	0	0.0	0	0	0	0	0.0	0	0
12/26	@ NO	INACTIVE									
1/1	TB	INACTIVE									
TOTALS		0	0	0.0	0	0	0	0	0.0	0	0
CAREER		0	0	0.0	0	0	0	0	0.0	0	0

2011 POSTSEASON

		RECEIVING					RUSHING				
DATE	OPP	REC	YDS	AVG	LG	TD	RSH	YDS	AVG	LG	TD
1/8	@ NYG	INACTIVE									
TOTALS		0	0	0.0	0	0	0	0	0.0	0	0



VETERAN PLAYERS



**WILLIAM
MOORE**

SAFETY



25

HT: 6' 0" WT: 221

NFL EXP: 4 ACQ: D2-'09

4TH YEAR WITH FALCONS

BIRTHDATE: 5/18/85

COLLEGE: UNIVERSITY OF MISSOURI

TRANSACTIONS

- Selected as a second round (55th pick overall) draft choice by Atlanta in 2009.

2011 (FALCONS)

- Posted 62 tackles (37 solo) with one half sack, two interceptions, two forced fumbles and nine passes defended in his second season as a starter.
- Part of a defense that created at least one turnover in 27 consecutive games between 2010 and 2011, which was the longest streak in the NFL since Chicago posted 25 straight games with a takeaway between 2007 and 2008.
- One of six Falcons players to record multiple interceptions in 2011. Atlanta tied for third in the NFL last season in terms of players with multiple INTs.
- Only three teams had more players record two-or-more picks last season, Green Bay (8), Kansas City (7) and New England (7).
- Notched four tackles (two solo) against Chicago (9/11).
- Recorded seven tackles (three solo) and had a quarterback hit vs. Philadelphia (9/18).
- Collared 10 tackles (five solo), returned an interception 27 yards and added a pass deflection at Tampa Bay (9/25).
- Logged eight tackles (four solo) at Seattle (10/2).
- Tallied two tackles (one solo) vs. Green Bay (10/9).
- Recorded three tackles, two passes defended, a forced fumble and a forced interception vs. Carolina (10/16).
- Registered four tackles and one pass defended at Detroit (10/23).
- Notched two tackles at Indianapolis (11/6).
- Recorded three tackles (two solo) and intercepted one pass (29 yards) at Carolina (12/11).
- Collared seven tackles and one tackle for loss vs. Jacksonville (12/15).

- Logged six tackles (two solo) and a career-high four passes defended at New Orleans (12/26).
- Registered six tackles (four tackles), one-half sack and one forced fumble vs. Tampa Bay (1/1).
- Notched one tackle at New York (1/8).

CAREER

- In three seasons with the Falcons, has totaled 170 total tackles (110 solo), seven interceptions, three forced fumbles, one fumble recovery and 17 passes defended.
- Moore became the starting strong safety in 2010 and ranked third on the team with 108 tackles (73 solo), three quarterback hits, one forced fumble, and one fumble recovery.
- His five interceptions in 2010 were tied for the team lead and tied for third in the National Football League among safeties.
- Recorded his first career interception and added four tackles against Arizona (9/19/10).
- Logged eight tackles, one interception and two passes defended at St. Louis (11/21/10). His INT snapped Rams QB Sam Bradford's rookie record streak of 169 consecutive pass attempts without an interception.

COLLEGE

- Started 32 of 48 games at Missouri and finished his career having totaled 284 tackles (182 solo). Also added 11 interceptions for 162 yards and broke Erik McMillan's school career record (three) by returning four of those for touchdowns.
- His eight interceptions in 2007 broke the old school season record of seven by Pro Football Hall of Fame safety, Roger Wehrli (1968).
- Voted a first and second-team All-America selection during his junior season.

PERSONAL

- Attended Hayti (Mo.) High School and earned all-state honors on both sides of the ball. Led his team



VETERAN PLAYERS

to three conference titles before finishing second in Class 2A ranks during his junior year.

- Set school career-records with 74 catches for 1,768 yards and 34 touchdowns.
- Also competed on the school's basketball team and was a team MVP and all-conference selection on the hardwood as a junior.

MOORE'S CAREER DEFENSIVE STATISTICS

YEAR	GP/GS	TK	SO	AST	SK	YDS	INT	YDS	LG	TD	PD	FF	FR	YDS	TD
2009	ATL	2/0	0	0	0	0.0	0.0	0	0	0	0	0	0	0	0
2010	ATL	16/15	108	73	35	0.0	0.0	5	117	34	0	8	1	1	0
2011	ATL	12/11	62	37	25	0.5	4.5	2	56	29	0	9	2	0	0
TOTAL		30/26	170	110	60	0.5	4.5	7	173	34	0	17	3	1	0

2011 GAME-BY-GAME

DATE	OPP	TK	SO	SK	YDS	INT	YDS	FF	FR	PD
9/11	@ CHI	4	2	0.0	0.0	0	0	0	0	0
9/18	PHI	7	3	0.0	0.0	0	0	0	0	0
9/25	@ TB	10	5	0.0	0.0	1	27	0	0	1
10/2	@ SEA	8	4	0.0	0.0	0	0	0	0	0
10/9	GB	2	1	0.0	0.0	0	0	0	0	0
10/16	CAR	3	3	0.0	0.0	0	0	1	0	2
10/23	@ DET	4	4	0.0	0.0	0	0	0	0	1
11/6	@ IND	2	0	0.0	0.0	0	0	0	0	0
11/13	NO	INACTIVE								
11/20	TEN	INACTIVE								
11/27	MIN	DID NOT PLAY								
12/4	@ HOU	DID NOT PLAY								
12/11	@ CAR	3	2	0.0	0.0	1	29	0	0	1
12/15	JAX	7	7	0.0	0.0	0	0	0	0	0
12/26	@ NO	6	2	0.0	0.0	0	0	0	0	4
1/1	TB	6	4	0.5	4.5	0	0	1	0	0
TOTALS		62	37	0.5	4.5	2	56	2	0	9
CAREER		170	110	0.5	4.5	7	173	3	1	17

2011 POSTSEASON

DATE	OPP	TK	SO	SK	YDS	INT	YDS	FF	FR	PD
1/8	@ NYG	1	1	0.0	0.0	0	0	0	0	0
TOTALS		1	1	0.0	0.0	0	0	0	0	0

2010 GAME-BY-GAME

DATE	OPP	TK	SO	SK	YDS	INT	YDS	FF	FR	PD
9/12	PIT	0	0	0.0	0.0	0	0	0	0	0
9/19	ARI	4	1	0.0	0.0	1	31	0	0	1
9/26	@ NO	11	8	0.0	0.0	0	0	0	0	0
10/3	SF	8	4	0.0	0.0	1	13	1	0	1
10/10	@ CLE	5	4	0.0	0.0	0	0	0	1	0
10/17	@ PHI	9	7	0.0	0.0	1	34	0	0	1
10/24	CIN	9	6	0.0	0.0	0	0	0	0	0
11/7	TB	3	1	0.0	0.0	0	0	0	0	0
11/11	BAL	10	7	0.0	0.0	0	0	0	0	0
11/21	@ STL	8	5	0.0	0.0	1	12	0	0	2
11/28	GB	6	5	0.0	0.0	0	0	0	0	0
12/5	@ TB	8	4	0.0	0.0	0	0	0	0	0
12/12	@ CAR	6	5	0.0	0.0	0	0	0	0	0
12/19	@ SEA	6	5	0.0	0.0	1	27	0	0	2
12/27	NO	8	5	0.0	0.0	0	0	0	0	1
1/2	CAR	7	6	0.0	0.0	0	0	0	0	0
TOTALS		108	73	0.0	0.0	5	117	1	1	8

2010 POSTSEASON

DATE	OPP	TK	SO	SK	YDS	INT	YDS	FF	FR	PD
1/15	GB	6	6	0.0	0.0	0	0	0	0	0
TOTALS		6	6	0.0	0.0	0	0	0	0	0



VETERAN PLAYERS



**DIMITRI
NANCE**

RUNNING BACK



30

HT: 5' 10" WT: 219 NFL EXP: 1 ACQ: FA-'12 1ST YEAR WITH FALCONS

BIRTHDATE: 2/18/88 COLLEGE: ARIZONA STATE UNIVERSITY

TRANSACTIONS

- Signed by the Falcons as a college free agent on April 26, 2010. He was later signed to the practice squad on September 5, 2010.
- Signed by the Packers off the Falcons' practice squad on September 14, 2010.
- Waived by the Packers on September 3, 2011.
- Signed by the Falcons as a free agent on January 20, 2012.

CAREER

- Played in 12 games as a rookie in 2010, mostly on special teams. He posted 36 carries for 95 yards and added three receptions for 30 yards.

COLLEGE


- Finished his career at Arizona State with 482 carries for 1,934 yards (4.0 avg.) with 19 touchdowns. He also added 63 receptions for 463 yards (7.3 avg.) with one score.
- As a senior in 2009, earned honorable mention All-Pac-10 honors after posting 188 carries for 795 yards (4.2 avg.) and six touchdowns. Also added 28 receptions for 216 yards (7.7 avg.) and one touchdown.
- Logged 56 carries for 229 yards (4.1 avg.) and three touchdowns, ranking second among all Pac-10 freshman running backs in rushing TDs and third in rushing yards in 2006.
- Led the Sun Devils in rushing yards in his final two seasons and in rushing TDs his final three seasons.

PERSONAL

- Born in Bedford, Texas, attended Trinity High School in Euless, Texas where he was rated the No. 13 all-purpose back in the nation by Rivals.com. As a senior, rushed 341 times for 3,173 yards and 41 TDs, joining Cedric Benson as one of only two 5A players in Texas high school football history to top 3,000 yards in a season.
- Earned numerous all-state and all-district honors as well as several running back of the year awards in helping Euless Trinity post a 14-1 record and win the 5A Texas state championship for the first time. Also played basketball and was on the track and field team.




VETERAN PLAYERS



**STEPHEN
NICHOLAS**

LINEBACKER



54

HT: 6' 3" WT: 236 NFL EXP: 6 ACQ: D4A-'07 6TH YEAR WITH FALCONS

BIRTHDATE: 5/1/83 COLLEGE: UNIVERSITY OF SOUTH FLORIDA

TRANSACTIONS

- Selected as a fourth round (109th pick overall) draft choice by Atlanta in 2007.

- Signed by the Falcons as a free agent on July 29, 2011.

2011 (FALCONS)

- Played in 10 games with eight starts at linebacker. Totaled 32 tackles (22 solo) with two forced fumbles and one fumble recovery.
- Started at linebacker @ Chicago (9/11) and posted four tackles and one tackle for loss.
- Logged four tackles (three solo), one forced fumble and one fumble recovery vs. Philadelphia (9/18).
- Logged Made a key stop on special teams against Philadelphia (9/18) dragging down WR DeSean Jackson on a late game punt return that sealed the win for Atlanta.
- Inactive @ Tampa Bay (9/25).
- Inactive @ Seattle (10/2).
- Posted three tackles vs. Green Bay (10/9).
- Recorded four tackles, one sack (three yards), one tackle for loss and one forced fumble vs. Carolina (10/16).
- Collared a season-high seven tackles @ Detroit (10/23).
- Logged two tackles @ Indianapolis (11/6).
- Notched four tackles and one tackle for loss vs. New Orleans (11/13).
- Assisted on one special teams tackle vs. Tennessee (11/20).
- Registered four tackles, one tackle for loss and one pass defended vs. Minnesota (11/27).
- Inactive @ Houston (12/4) and @ Carolina (12/11) due to injury (quadriceps).

- Started at outside linebacker vs. Jacksonville (12/15).

- Inactive @ New Orleans (12/26), vs. Tampa Bay (1/1) and @ New York (1/8) due to injury (toe).

EXTRA POINTS

- During the 2010 holiday season, treated several underprivileged families from the Hall County Boys & Girls Club to a special holiday treat.
- Participated in the Extra Yard partnership program and purchased 40 season tickets and t-shirts for various charities in metro Atlanta.

CAREER

- In five seasons with the Falcons, has totaled 247 tackles (178 solo), five sacks, one interception, three forced fumbles, three fumble recoveries and seven passes defended.
- Became the starting strongside linebacker in 2009 and set career highs in tackles and sacks.
- Competed in every contest in 2010, with 11 starts and totaled a career-high 87 tackles (61 solo), one interception, and two passes defended.

COLLEGE

- A2006 Big East first team choice at South Florida.
- Three-time member of the Butkus Watch List and was named to the Bronco Nagurski Trophy Watch List as a senior.
- His 320 career tackles rank second on USF's all-time list and his 50.5 tackles for loss are a school record.
- In addition to All-Big East honors, was named USF's Defensive Playmaker of the Year.
- Earned freshman All-America status, and was named as a Conference USA All-Freshman and was the USF Rookie of the Year in 2003.

PERSONAL

- Class 3A All-State linebacker in 2001 at Lee High School.



VETERAN PLAYERS

- Made 151 tackles in his senior season, including three sacks.
- Played for the North squad in Jacksonville's annual Shrine Bowl.
- Married to wife, Irene, and has a son, Stephen Jr.

NICHOLAS' CAREER DEFENSIVE STATISTICS

YEAR	GP/GS	TK	SO	AST	SK	YDS	INT	YDS	LG	TD	PD	FF	FR	YDS	TD
2007 ATL	13/0	37	28	9	1.0	0.0	0	0	0	0	0	0	1	0	0
2008 ATL	16/0	9	7	2	1.0	6.0	0	0	0	0	2	0	0	0	0
2009 ATL	16/14	82	59	23	3.0	32.0	0	0	0	0	2	1	1	0	0
2010 ATL	16/11	87	61	26	0.0	0.0	1	0	0	0	2	0	0	0	0
2011 ATL	10/8	32	22	10	0.0	0.0	0	0	0	0	1	2	1	0	0
TOTAL	71/33	247	178	69	5.0	38.0	1	0	0	0	7	3	3	0	0

NICHOLAS' CAREER POSTSEASON STATISTICS

YEAR	GP/GS	TK	SO	AST	SK	YDS	INT	YDS	LG	TD	PD	FF	FR	YDS	TD
2008 ATL	1/0	2	1	1	0.0	0.0	0	0	0	0	0	0	0	0	0
2010 ATL	1/1	5	4	1	0.0	0.0	0	0	0	0	0	1	0	0	0
2011 ATL															
INACTIVE															
TOTAL	1/0	7	5	2	0.0	0.0	0	0	0	0	0	1	0	0	0

- Additional Statistics: Totaled five special teams tackles in 2007, Posted 12 special teams stops in 2008, led the team in special teams tackles in 2009 with 13.

NICHOLAS' BEST GAMES

TACKLES	SACKS	FUMBLE RECOVERIES	PASSES DEFENSED
13 vs. SF (10/3/10)	1.0, Five Times	1, Three Times	1, Seven Times
10 vs. CAR (9/20/09)	Last vs. PHI (9/18/11)	Last @ NO (11/2/09)	Last vs MIN (11/27/11)



VETERAN PLAYERS

2011 GAME-BY-GAME											
DATE	OPP	TK	SO	SK	YDS	INT	YDS	FF	FR	PD	
9/11	@ CHI	4	3	0.0	0.0	0	0	0	0	0	
9/18	PHI	4	3	0.0	0.0	0	0	1	1	0	
9/25	@	TB INACTIVE									
10/2	@ SEA	INACTIVE									
10/9	GB	3	1	0.0	0.0	0	0	0	0	0	
10/16	CAR	4	3	0.0	0.0	0	0	1	0	0	
10/23	@ DET	7	6	0.0	0.0	0	0	0	0	0	
11/6	@ IND	2	2	0.0	0.0	0	0	0	0	0	
11/13	NO	4	2	0.0	0.0	0	0	0	0	0	
11/20	TEN	0	0	0.0	0.0	0	0	0	0	0	
11/27	MIN	4	2	0.0	0.0	0	0	0	0	1	
12/4	@ HOU	INACTIVE									
12/11	@ CAR	INACTIVE									
12/15	JAX	0	0	0.0	0.0	0	0	0	0	0	
12/26	@ NO	INACTIVE									
1/1	TB	INACTIVE									
TOTALS		32	22	0.0	0.0	0	0	2	1	1	
CAREER		247	178	5.0	38.0	1	0	3	3	7	

2011 POSTSEASON											
DATE	OPP	TK	SO	SK	YDS	INT	YDS	FF	FR	PD	
1/8	@ NYG	INACTIVE									
TOTALS		0	0	0.0	0.0	0	0	0	0	0	

2010 GAME-BY-GAME											
DATE	OPP	TK	SO	SK	YDS	INT	YDS	FF	FR	PD	
9/12	PIT	3	2	0.0	0.0	0	0	0	0	0	
9/19	ARI	1	1	0.0	0.0	0	0	0	0	0	
9/26	@ NO	0	0	0.0	0.0	0	0	0	0	0	
10/3	SF	13	12	0.0	0.0	0	0	0	0	0	
10/10	@ CLE	5	4	0.0	0.0	1	0	0	0	1	
10/17	@ PHI	86	0.0	0.0	0	0	0	0	0	0	
10/24	CIN	9	4	0.0	0.0	0	0	0	0	0	
11/7	TB	8	7	0.0	0.0	0	0	0	0	0	
11/11	BAL	6	4	0.0	0.0	0	0	0	0	0	
11/21	@ STL	41	0.0	0.0	0	0	0	0	0	0	
11/28	GB	4	3	0.0	0.0	0	0	0	0	0	
12/5	@ TB	7	5	0.0	0.0	0	0	0	0	0	
12/12	@ CAR	7	3	0.0	0.0	0	0	0	0	1	
12/19	@ SEA	3	2	0.0	0.0	0	0	0	0	0	
12/27	NO	3	2	0.0	0.0	0	0	0	0	0	
1/2	CAR	6	6	0.0	0.0	0	0	0	0	0	
TOTALS		87	61	0.0	0.0	1	0	0	0	2	

2010 POSTSEASON											
DATE	OPP	TK	SO	SK	YDS	INT	YDS	FF	FR	PD	
1/15	GB	5	4	0.0	0.0	0	0	1	0	0	
TOTALS		5	4	0.0	0.0	0	0	0	0	0	

2009 GAME-BY-GAME											
DATE	OPP	TK	SO	SK	YDS	INT	YDS	FF	FR	PD	
9/13	MIA	6	6	0.0	0.0	0	0	00	0		
9/20	CAR	10	7	1.0	12.0	0	0	0	0	0	
9/27	@ NE	7	4	0.0	0.0	0	0	0	0	0	
10/11	@ SF	3	0	0.0	0.0	0	0	0	0	0	
10/18	CHI	1	1	0.0	0.0	0	0	0	0	0	
10/25	@ DAL	4	4	1.0	4.0	0	0	0	0	0	
11/2	@ NO	8	6	0.0	0.0	0	0	0	1	1	
11/8	WSH	3	2	0.0	0.0	0	0	0	0	0	
11/15	@ CAR	5	3	0.0	0.0	0	0	0	0	0	
11/22	@ NYG	7	5	1.0	16.0	0	0	1	0	0	
11/29	TB	8	5	0.0	0.0	0	0	0	0	0	
12/6	PHI	2	2	0.0	0.0	0	0	0	0	0	
12/13	NO	9	8	0.0	0.0	0	0	0	0	0	
12/20	@ NYJ	3	1	0.0	0.0	0	00	00			
12/27	BUF	1	1	0.0	0.0	0	0	0	0	0	
1/3	@ TB	5	4	0.0	0.0	0	0	0	0	1	
TOTALS		82	59	3.0	38.0	0	0	1	1	2	

2008 GAME-BY-GAME											
DATE	OPP	TK	SO	SK	YDS	INT	YDS	FF	FR	PD	
9/7	DET	0	0	0.0	0.0	0	0	0	0	0	
9/14	@ TB	0	0	0.0	0.0	0	0	0	0	0	
9/21	KC	0	0	0.0	0.0	0	0	0	0	0	
9/28	@ CAR	1	1	0.0	0.0	0	0	0	0	0	
10/5	@ GB	3	3	0.0	0.0	0	0	0	0	1	
10/12	CHI	0	0	0.0	0.0	0	0	0	0	0	
10/26	@ PHI	0	0	0.0	0.0	0	0	0	0	0	
11/2	@ OAK	0	0	0.0	0.0	0	0	0	0	0	
11/9	NO	1	1	0.0	0.0	0	0	0	0	0	
11/16	DEN	1	0	0.0	0.0	0	0	0	0	0	
11/23	CAR	2	1	0.0	0.0	0	0	0	0	0	
11/30	@ SD	0	0	0.0	0.0	0	0	0	0	0	
12/7	@ NO	0	0	0.0	0.0	0	0	0	0	1	
12/14	TB	0	0	0.0	0.0	0	0	0	0	0	
12/21	@ MIN	0	0	0.0	0.0	0	0	0	0	0	
12/28	STL	1	1	1.0	6.0	0	0	0	0	0	
TOTALS		9	7	1.0	6.0	0	0	0	0	2	

2008 POSTSEASON											
DATE	OPP	TK	SO	SK	YDS	INT	YDS	FF	FR	PD	
1/3	@ ARZ	2	1	0.0	0.0	0	0	0	0	0	
TOTALS		2	1	0.0	0.0	0	0	0	0	0	

2007 GAME-BY-GAME											
DATE	OPP	TK	SO	SK	YDS	INT	YDS	FF	FR	PD	
9/9	@ MIN	5	4	0.0	0.0	0	0	0	0	0	
9/16	@ JAX	3	0	0.0	0.0	0	0	0	0	0	
9/23	CAR	4	2	0.0	0.0	0	0	0	0	0	
9/30	HOU	5	5	0.0	0.0	0	0	0	1	0	
10/7	@ TEN	4	2	0.0	0.0	0	0	0	0	0	
10/15	NYG	INACTIVE									
10/21	@ NO	INACTIVE									
11/4	SF	INACTIVE									
11/11	@ CAR	0	0	0.0	0.0	0	0	0	0	0	
11/18	TB	0	0	0.0	0.0	0	0	0	0	0	
11/22	IND	0	0	0.0	0.0	0	0	0	0	0	
12/2	@ STL	1	1	0.0	0.0	0	0	0	0	0	
12/10	NO	4	4	0.0	0.0	0	0	0	0	0	
12/16	@ TB	4	4	0.0	0.0	0	0	0	0	0	
12/23	@ ARZ	2	1	0.0	0.0	0	0	0	0	0	
12/30	SEA	5	5	1.0	0.0	0	0	0	0	0	
TOTALS		37	28	1.0	0.0	0	0	0	1	0	



VETERAN PLAYERS



**CHRISTOPHER
OWENS**

CORNERBACK



21

HT: 5' 9" WT: 180 NFL EXP: 4 ACQ: D3-'09 4TH YEAR WITH FALCONS

BIRTHDATE: 12/1/86 COLLEGE: SAN JOSE STATE UNIVERSITY

TRANSACTIONS

- Selected as a third round (90th pick overall) draft choice by Atlanta in 2009.

2011 (FALCONS)

- Played in 14 games with one start at cornerback. Posted 25 tackles (20 solo) with one sack and two passes defended.
- Logged two tackles @ Chicago (9.11).
- Assisted on one tackle and logged one tackle for loss vs. Philadelphia (9.18).
- Posted one assisted tackle @ Tampa Bay (9.25) and added one special teams tackle.
- Tallied two tackles on defense vs. Green Bay (10.9) and added one tackle on special teams.
- Recorded a team-high seven tackles vs. Tennessee (11.20).
- Collared five tackles, one tackle for loss and his first career sack (two yards) vs. Minnesota (11.27). He also added one tackle on special teams that prevented WR Percy Harvin from scoring on a 104-yard kickoff return.
- Notched one tackle and one pass defended @ Houston (12.4).
- Tallied four tackles (three solo) @ Carolina (12.11).
- Registered two tackles and one pass defended vs. Jacksonville (12.15).
- Recorded one special teams tackle @ New Orleans (12.26).
- Collared five tackles (two solo) and one pass defended vs. Tampa Bay (1.1).
- Notched six tackles (five solo) and two passes defended @ New York (1.8).

EXTRA POINTS

- Named the Atlanta Falcons 2010 Man of the Year for his contributions to the community.

CAREER

- In three seasons with the Falcons, has totaled 88 tackles (55 solo), three interceptions and seven passes defended.
- Competed in all 16 games in 2010, starting in three contests at cornerback.
- Totaled 29 tackles (11 solo), one interception and three passes defended in 2010.

COLLEGE

- Started 38 of 48 games at San Jose State, including his final 37 contests at right cornerback. Recorded 228 tackles (132 solo), one sack, seven tackles for loss, 20 passes defended and 13 interceptions.

PERSONAL

- Attended Dorsey (Los Angeles, Ca.) High School.
- Had five interceptions during his senior campaign and earned first-team all-league honors.



VETERAN PLAYERS

OWENS' CAREER DEFENSIVE STATISTICS

YEAR	GP/GS	TK	SO	AST	SK	YDS	INT	YDS	LG	TD	PD	FF	FR	YDS	TD
2009	ATL	16/6	34	24	10	0.0	0.0	2	13	13	0	2	0	0	0
2010	ATL	16/3	29	11	18	0.0	0.0	1	13	13	0	3	0	0	0
2011	ATL	14/1	25	20	5	1.0	2.0	0	0	0	2	0	0	0	0
TOTAL		46/10	88	55	33	1.0	2.0	3	26	13	0	7	0	0	0

2011 GAME-BY-GAME

DATE	OPP	TK	SO	SK	YDS	INT	YDS	FF	FR	PD
9/11	@ CHI	2	2	0.0	0.0	0	0	0	0	0
9/18	PHI	1	0	0.0	0.0	0	0	0	0	0
9/25	@ TB	1	0	0.0	0.0	0	0	0	0	0
10/2	@ SEA	0	0	0.0	0.0	0	0	0	0	0
10/9	GB	2	1	0.0	0.0	0	0	0	0	0
10/16	CAR	INACTIVE								
10/23	@ DET	INACTIVE								
11/6	@ IND	0	0	0.0	0.0	0	0	0	0	0
11/13	NO	0	0	0.0	0.0	0	0	0	0	0
11/20	TEN	7	6	0.0	0.0	0	0	0	0	0
11/27	MIN	5	5	1.0	2.0	0	0	0	0	0
12/4	@ HOU	1	1	0.0	0.0	0	0	0	0	1
12/11	@ CAR	4	3	0.0	0.0	0	0	0	0	0
12/15	JAX	2	2	0.0	0.0	0	0	0	0	1
12/26	@ NO	0	0	0.0	0.0	0	0	0	0	0
1/1	TB	-	-	-	-	-	-	-	-	-
TOTALS		25	20	1.0	2.0	0	0	0	0	2
CAREER		88	55	1.0	2.0	3	26	0	0	7

2011 POSTSEASON

DATE	OPP	TK	SO	SK	YDS	INT	YDS	FF	FR	PD
1/8	@ NYG	6	5	0.0	0.0	0	0	0	0	2
TOTALS		6	5	0.0	0.0	0	0	0	0	2

2010 GAME-BY-GAME

DATE	OPP	TK	SO	SK	YDS	INT	YDS	FF	FR	PD
9/12	PIT	1	1	0.0	0.0	0	0	0	0	1
9/19	ARI	3	2	0.0	0.0	1	13	0	0	1
9/26	@ NO	4	3	0.0	0.0	0	0	0	0	1
10/3	SF	0	0	0.0	0.0	0	0	0	0	0
10/10	@ CLE	4	2	0.0	0.0	0	0	0	0	0
10/17	@ PHI	3	2	0.0	0.0	0	0	0	0	0
10/24	CIN	13	0	0.0	0.0	0	0	0	0	0
11/7	TB	0	0	0.0	0.0	0	0	0	0	0
11/11	BAL	0	0	0.0	0.0	0	0	0	0	0
11/21	@ STL	0	0	0.0	0.0	0	0	0	0	0
11/28	GB	0	0	0.0	0.0	0	0	0	0	0
12/5	@ TB	0	0	0.0	0.0	0	0	0	0	0
12/12	@ CAR	0	0	0.0	0.0	0	0	0	0	0
12/19	@ SEA	0	0	0.0	0.0	0	0	0	0	0
12/27	NO	0	0	0.0	0.0	0	0	0	0	0
1/2	CAR	1	1	0.0	0.0	0	0	0	0	0
TOTALS		29	11	0.0	0.0	1	13	0	0	3

2010 POSTSEASON

DATE	OPP	TK	SO	SK	YDS	INT	YDS	FF	FR	PD
1/15	GB	7	5	0.0	0.0	0	0	0	0	1
TOTALS		5	4	0.0	0.0	0	0	0	0	0

2009 GAME-BY-GAME

DATE	OPP	TK	SO	SK	YDS	INT	YDS	FF	FR	PD
9/13	MIA	0	0	0.0	0.0	0	0	0	0	0
9/20	CAR	0	0	0.0	0.0	0	0	0	0	0
9/27	@ NE	0	0	0.0	0.0	0	0	0	0	0
10/11	@ SF	0	0	0.0	0.0	0	0	0	0	0
10/18	CHI	0	0	0.0	0.0	0	0	0	0	0
10/25	@ DAL	0	0	0.0	0.0	0	0	0	0	0
11/2	@ NO	0	0	0.0	0.0	0	0	0	0	0
11/8	WSH	0	0	0.0	0.0	0	0	0	0	0
11/15	@ CAR	0	0	0.0	0.0	0	0	0	0	0
11/22	@ NYG	0	0	0.0	0.0	0	0	0	0	0
11/29	TB	6	5	0.0	0.0	0	0	0	0	0
12/06	PHI	2	1	0.0	0.0	0	0	0	0	0
12/13	NO	7	4	0.0	0.0	0	0	0	0	0
12/20	@ NYJ	8	4	0.0	0.0	0	0	0	0	0
12/27	BUF	3	3	0.0	0.0	1	0	0	0	1
1/3	@ TB	8	7	0.0	0.0	1	13	0	0	1
TOTALS		34	24	0.0	0.0	2	13	0	0	2





VETERAN PLAYERS



**MICHAEL
PALMER**
TIGHT END



81

HT: 6' 5"

WT: 252

NFL EXP: 3

ACQ: FA-'10

3RD YEAR WITH FALCONS

BIRTHDATE: 1/18/88

COLLEGE: CLEMSON UNIVERSITY

TRANSACTIONS

- Signed by the Falcons as a Rookie Free Agent on April 26, 2010.

2011 (FALCONS)

- Played in all 16 games with two starts. Caught 10 passes for 72 yards, including his second career touchdown reception.
- Started his first career game @ Chicago (9.11) and helped an offense that produced 114 total rushing yards.
- Recorded one catch for two yards @ Seattle (10.2).
- Saw action vs. Green Bay (10.9).
- Logged one reception for eight yards vs. Carolina (10.16).
- Tallied one catch for eight yards @ Detroit (10.23).
- Registered one reception for nine yards @ Indianapolis (11.6).
- Saw action vs. New Orleans (11.13).
- Hauled in one reception for a season-long 11 yards vs. Tennessee (11.20).
- Notched two catches for eight yards and one score vs. Minnesota (11.27).
- Recorded two catches for 19 yards @ New Orleans (12.26).
- Grabbed one catch for seven yards vs. Tampa Bay (1.1).
- Notched three special teams tackles (two solo) @ New York (1.8).

CAREER

- In two seasons with the Falcons, has recorded 15 receptions for 101 yards with two touchdowns.
- Played in 15 games as a rookie and posted five catches for 29 yards with one touchdown in 2010.
- Scored his first career touchdown on a five-yard pass from QB Matt Ryan against Tampa Bay (11/7).

COLLEGE

- In his career at Clemson, totaled 73 receptions for 825 yards and eight touchdowns. His 73 receptions are the second-most for a tight end in school history
- As a senior, set collegiate highs and the school record for a tight end with 43 receptions for 507 yards and four scores
- Was the first Clemson tight end to earn All-ACC honors since 1986 and was also voted a first-team All-ACC selection by *Sporting News Magazine*.
- Recorded a stretch of at least one reception in each of his last 11 games at Clemson, which is the longest consecutive streak for a tight end in school history.

PERSONAL

- A native of Stone Mountain, Georgia...Attended Parkview High School and was named a AAAAA All-State selection by the *Atlanta Journal-Constitution*...Totaled 21 catches for 385 yards and five touchdowns as a senior...Following his senior season, was ranked as the top tight end in Gwinnett County...Was also a three-year starter on the basketball team.

EXTRA POINTS

- In 2010, a participant in the Atlanta Falcons Rookie Club sponsored by UnitedHealthcare of Georgia, this program gives the players the opportunity to take part in several charitable events.



VETERAN PLAYERS

PALMER'S CAREER STATISTICS

PALMER'S CAREER STATISTICS												
RECEIVING							RUSHING					
YEAR	GP/GS	REC	YDS	AVG	LG	TD	ATT	YDS	AVG	LG	TD	
2010 ATL	15/0	5	29	5.8	11	1	0	0	0.0	0	0	
2011 ATL	16/2	10	72	7.2	11	1	0	0	0.0	0	0	
TOTALS	31/2	15	101	6.7	11	2	0	0	0.0	0	0	

2011 GAME-BY-GAME												
RECEIVING							RUSHING					
DATE	OPP	REC	YDS	AVG	LG	TD	RSH	YDS	AVG	LG	TD	
9/11	@ CHI	0	0	0.0	0	0	0	0	0.0	0	0	
9/18	PHI	0	0	0.0	0	0	0	0	0.0	0	0	
9/25	@ TB	0	0	0.0	0	0	0	0	0.0	0	0	
10/2	@ SEA	1	2	2.0	2	0	0	0	0.0	0	0	
10/9	GB	0	0	0.0	0	0	0	0	0.0	0	0	
10/16	CAR	1	8	8.0	8	0	0	0	0.0	0	0	
10/23	@ DET	1	8	8.0	8	0	0	0	0.0	0	0	
11/6	@ IND	1	9	9.0	9	0	0	0	0.0	0	0	
11/13	NO	0	0	0.0	0	0	0	0	0.0	0	0	
11/20	TEN	1	11	11.0	11	0	0	0	0.0	0	0	
11/27	MIN	2	8	4.0	5	1	0	0	0.0	0	0	
12/4	@ HOU	0	0	0.0	0	0	0	0	0.0	0	0	
12/11	@ CAR	0	0	0.0	0	0	0	0	0.0	0	0	
12/15	JAX	0	0	0.0	0	0	0	0	0.0	0	0	
12/26	@ NO	2	19	9.5	10	0	0	0	0.0	0	0	
1/1	TB	1	7	7.0	7	0	0	0	0.0	0	0	
TOTALS		10	72	7.2	11	1	0	0	0.0	0	0	
CAREER		15	101	6.7	11	2	0	0	0.0	0	0	

2011 POSTSEASON												
RECEIVING							RUSHING					
DATE	OPP	REC	YDS	AVG	LG	TD	RSH	YDS	AVG	LG	TD	
1/8	@ NYG	0	0	0.0	0	0	0	0	0.0	0	0	
TOTALS		0	0	0.0	0	0	0	0	0.0	0	0	

2010 GAME-BY-GAME												
RECEIVING							RUSHING					
DATE	OPP	REC	YDS	AVG	LG	TD	RSH	YDS	AVG	LG	TD	
9/12	@ PIT	0	0	0.0	0	0	0	0	0.0	0	0	
9/19	ARI	0	0	0.0	0	0	0	0	0.0	0	0	
9/26	@ NO	0	0	0.0	0	0	0	0	0.0	0	0	
10/3	SF	0	0	0.0	0	0	0	0	0.0	0	0	
10/10	@ CLE	1	11	11.0	11	0	0	0	0.0	0	0	
10/17	@ PHI	1	1	1.0	1	0	0	0	0.0	0	0	
10/24	CIN	0	0	0.0	0	0	0	0	0.0	0	0	
11/7	TB	2	11	5.5	6	1	0	0	0.0	0	0	
11/11	BAL	1	6	6.0	6	0	0	0	0.0	0	0	
11/21	@ STL	0	0	0.0	0	0	0	0	0.0	0	0	
11/28	GB	INACTIVE						0	0	0.0	0	
12/5	@ TB	0	0	0.0	0	0	0	0	0.0	0	0	
12/12	@ CAR	0	0	0.0	0	0	0	0	0.0	0	0	
12/19	@ SEA	0	0	0.0	0	0	0	0	0.0	0	0	
12/27	NO	0	0	0.0	0	0	0	0	0.0	0	0	
1/2	CAR	0	0	0.0	0	0	0	0	0.0	0	0	
TOTALS		5	29	5.8	11	1	0	0	0.0	0	0	

2010 POSTSEASON												
RECEIVING							RUSHING					
DATE	OPP	REC	YDS	AVG	LG	TD	RSH	YDS	AVG	LG	TD	
1/15	GB	INACTIVE						0	0	0.0	0	
TOTALS		0	0	0.0	0	0	0	0	0.0	0	0	



VETERAN PLAYERS



**COREY
PETERS**

DEFENSIVE TACKLE



91

HT: 6' 3"

WT: 305

NFL EXP: 2

ACQ: D3A-'10

2ND YEAR WITH FALCONS

BIRTHDATE: 6/8/88

COLLEGE: UNIVERSITY OF KENTUCKY

TRANSACTIONS

- Selected as a third round (83rd pick overall) draft choice by Atlanta in 2010.

2011 (FALCONS)

- Started all 15 games in which he appeared. Posted 33 tackles (26 solo) with 3.0 sacks, one interception, two passes defended. Scored his first career touchdown after recovering a fumble and taking it back 13-yards for a score against Jacksonville (12/15).
- Started Part of a defense that ranked sixth in the NFL in 2011, holding opponents to 97.0 rushing yards per game.
- Started at defensive tackle vs. Philadelphia (9/18).
- Logged one tackle @ Tampa Bay (9/25).
- Tallied a season-high five tackles @ Seattle (10/2).
- Collected four tackles, two tackles for loss and one sack (seven yards) vs. Green Bay (10/9).
- Posted one tackle and his first career interception vs. Carolina (10/16).
- Collared three tackles, one sack (10 yards), two tackles for loss and one pass defended @ Detroit (10/23).
- Logged two tackles, one sack (12 yards) and one tackle for loss @ Indianapolis (11/6).
- Started at defensive tackle vs. New Orleans (11/13).
- Recorded one tackle vs. Tennessee (11/20) for a defense that allowed 41 total rushing yards.
- Led all defensive linemen with five tackles vs. Minnesota (11/27).
- Registered four tackles (three solo) @ Houston (12/4).
- Posted three tackles and one tackle for loss @ Carolina (12/11).
- Returned a fumble 13 yards for his first career touchdown and collared two tackles vs. Jacksonville (12./5).
- Collared one tackle @ New Orleans (12/26).

- Assisted on one tackle and recorded one quarterback hit vs. Tampa Bay (1/1).

- Notched one tackle and one tackle for loss @ New York (1/8).

CAREER

- Has emerged as a stalwart member of the defensive line in his first two seasons with the Falcons. Has recorded 73 tackles (57 solo), 4.0 sacks, one interception, one fumble recovery and three passes defended.
- Made an immediate impact in his rookie season playing in all 16 games with 15 starts. Contributed with 40 tackles (31 solo), one sack and one pass defended.

COLLEGE

- A three-year starter on the Kentucky defensive line who contributed with 146 career tackles (83 solo), 27 tackles for loss, 11.5 sacks, 11 passes defended, one forced fumble and three fumble recoveries.
- Was a two-time SEC Academic Honor Roll honoree in 2007 and '08.
- Was named Kentucky's Most Improved Defensive Player by the team's coaches in 2007.

PERSONAL

- Attended Central High School (Louisville, Kentucky) and was a four-year letterman and three-year starter on the defensive line.
- Was a first-team all-state choice as a senior by the *Louisville Courier-Journal* and second-team all-state by the Associated Press.
- Was one of the nation's top-25 defensive tackle prospects by *Rivals.com*.
- Totaled 91 tackles, 15 sacks, three interceptions, five forced fumbles, three fumble recoveries and seven passes defended his senior season.
- Part of a Central team that went on to the state playoffs all three years, with a best finish of 10-3 and a trip to the state quarterfinals his junior year.



VETERAN PLAYERS

- Played in the Kentucky-Tennessee High School All-Star Game.
- A native of Louisville, Kentucky.

EXTRA POINTS

- Named the Atlanta Falcons 2011 Walter Payton Man of the Year for his off-the-field community service as well as his playing excellence.
- Kicked off 2011 by attending the Falcons' September 11 commemoration event, where he by participated in surprise visits to Atlanta Fire Departments. Also attended the 3rd annual Atlanta Falcons Dazzle & Dine event for Breast Cancer Awareness Month.
- In 2010, a participant in the Atlanta Falcons Rookie Club sponsored by UnitedHealthcare of Georgia,

this program gives the players the opportunity to take part in several charitable events.

- In December 2010, the Falcons defensive line treated children from the Atlanta Urban Ministries to a holiday shopping spree at a WalMart in the city. The players ate dinner and shopped with the children.

PETERS' CAREER DEFENSIVE STATISTICS

YEAR	GP/GS	TK	SO	AST	SK	YDS	INT	YDS	LG	TD	PD	FF	FR	YDS	TD
2010 ATL	6/15	40	31	9	1.0	4.0	0	0	0	0	1	0	0	0	0
2011 ATL	15/15	33	26	7	3.0	29.0	1	0	0	0	2	0	1	13	1
TOTAL	31/30	73	57	16	4.0	33.0	1	0	0	0	3	0	1	13	1

2011 GAME-BY-GAME

DATE	OPP	TK	SO	SK	YDS	INT	YDS	FF	FR	PD
9/11	@ CHI	INACTIVE								
9/18	PHI	0	0	0.0	0.0	0	0	0	0	0
9/25	@ TB	1	1	0.0	0.0	0	0	0	0	0
10/2	@ SEA	5	3	0.0	0.0	0	0	0	0	0
10/9	GB	4	3	1.0	7.0	0	0	0	0	0
10/16	CAR	1	1	0.0	0.0	1	0	0	0	1
10/23	@ DET	3	3	1.0	10.0	0	0	0	0	1
11/6	@ IND	2	1	1.0	12.0	0	0	0	0	0
11/13	NO	0	0	0.0	0.0	0	0	0	0	0
11/20	TEN	1	1	0.0	0.0	0	0	0	0	0
11/27	MIN	5	4	0.0	0.0	0	0	0	0	0
12/4	@ HOU	4	3	0.0	0.0	0	0	0	0	0
12/11	@ CAR	3	3	0.0	0.0	0	0	0	0	0
12/15	JAX	2	2	0.0	0.0	0	0	0	1	0
12/26	@ NO	1	1	0.0	0.0	0	0	0	0	0
1/1	TB	1	0	0.0	0.0	0	0	0	0	0
TOTALS		33	26	3.0	29.0	1	0	0	1	2
CAREER		73	57	4.0	33.0	1	0	0	1	3

2011 POSTSEASON

DATE	OPP	TK	SO	SK	YDS	INT	YDS	FF	FR	PD
1/8	@ NYG	1	1	0.0	0.0	0	0	0	0	0
TOTALS		1	1	0.0	0.0	0	0	0	0	0

2010 GAME-BY-GAME

DATE	OPP	TK	SO	SK	YDS	INT	YDS	FF	FR	PD
9/12	PIT	1	1	0.0	0.0	0	0	0	0	0
9/19	ARI	1	0	0.0	0.0	0	0	0	0	0
9/26	@ NO	3	2	0.0	0.0	0	0	0	0	0
10/3	SF	4	3	0.0	0.0	0	0	0	0	0
10/10	@ CLE	5	4	0.0	0.0	0	0	0	0	0
10/17	@ PHI	4	3	0.0	0.0	0	0	0	0	0
10/24	CIN	0	0	0.0	0.0	0	0	0	0	0
11/7	TB	3	3	0.0	0.0	0	0	0	0	1
11/11	BAL	1	0	0.0	0.0	0	0	0	0	0
11/21	@ STL	2	1	0.0	0.0	0	0	0	0	0
11/28	GB	2	2	0.0	0.0	0	0	0	0	0
12/5	@ TB	4	3	0.0	0.0	0	0	0	0	0
12/12	@ CAR	5	4	0.0	0.0	0	0	0	0	0
12/19	@ SEA	0	0	0.0	0.0	0	0	0	0	0
12/27	NO	2	2	0.0	0.0	0	0	0	0	0
1/2	CAR	3	2	1.0	4.0	0	0	0	0	0
TOTALS		40	31	1.0	4.0	0	0	0	0	1

2010 POSTSEASON

DATE	OPP	TK	SO	SK	YDS	INT	YDS	FF	FR	PD
1/15	GB	5	4	0.0	0.0	0	0	0	0	0
TOTALS		2	2	0.0	0.0	0	0	0	0	0



VETERAN PLAYERS



**MIKE
PETERSON**

LINEBACKER



53

HT: 6' 1" WT: 226

NFL EXP: 14 ACQ: FA-'12

BIRTHDATE: 6/17/76 COLLEGE: UNIVERSITY OF FLORIDA

4TH YEAR WITH FALCONS

TRANSACTIONS

- Originally selected by the Indianapolis Colts in the second round (36th overall) of the 1999 NFL Draft.
- Signed by Jacksonville as an unrestricted free agent on March 13, 2003.
- Signed by Atlanta as a free agent on March 10, 2008.
- Signed by the Falcons as a free agent on July 29, 2011.
- Placed on injured reserve on December 27, 2011.
- Signed by the Falcons as a free agent on July 23, 2012.

2011 (FALCONS)

- Played in 15 games with five starts and tallied 27 tackles (16 solo) with one interception and two passes defended in 2011.
- Started at outside linebacker and recorded 13 tackles (seven solo), two tackles for loss and one pass defended @ Houston (12.4).
- Started his second consecutive game at outside linebacker and recorded one tackle, one interception (four yards) and one pass defended @ Carolina (12.11).
- Started at outside linebacker and notched four tackles @ New Orleans (12.26).

CAREER

- In 165 career games (154 starts), Peterson has totaled 1,584 tackles (937 solo), 21.5 sacks, 18 interceptions, 50 passes defended, nine forced fumbles and nine fumbles recoveries.
- Scored his only NFL touchdown on a 26-yard interception return against the Baltimore Ravens in 2005.
- Collected 837 tackles in his Jaguars career, which ranks second in team history behind safety Donovan Darius (858).

- According to coaches breakdown, ranks fifth among active players with 1,611 career tackles.
- Has tallied double-digit tackles in 81 career games and 15-plus tackles in 24 games.
- In his second season with the Falcons, played in all 16 games with 13 starts at linebacker and made 79 tackles (47 solo). Also contributed with one sack, two interceptions, one forced fumbles, two fumble recoveries and five passes defended.

COLLEGE

- Started 24 of 42 games while helping Florida to four consecutive bowl games over his collegiate career.
- Finished his Gators career with 249 tackles (141 solo), three forced fumbles, 13 tackles for loss and 8.5 sacks.
- Named to the *Associated Press* All-SEC first-team as a senior.

PERSONAL

- Attended Santa Fe High School (Florida) and was named to the *Blue Chip Illustrated* All-Southeast regional team as a defensive back on two occasions.
- Brother, Adrian, competed as a running back at Georgia Southern where he received the Walter Payton Award in 1999.
- He and his wife, Chantal, have two sons, Mike Jr. and Gavin.
- Born Porter Michael Peterson on June 17, 1976.

EXTRA POINTS

- Has own charitable foundation, the Mike Peterson Foundation
- Founded the Top Dog Readers Club Literacy Program at Grove Park Elementary in Atlanta.
- Annually hosts a Thanksgiving food distribution event in his hometown of Alachua, FL. This past year, Peterson was able to provide a full Thanksgiving meal to more than 75 families.



VETERAN PLAYERS

PETERSON'S CAREER DEFENSIVE STATISTICS

YEAR	GP/GS	TK	SO	AST	SK	YDS	INT	YDS	LG	TD	PD	FF	FR	YDS	TD
1999	IND 16/13	110	68	42	3.0	23.0	0	0	0	0	1	0	1	0	0
2000	IND 16/16	160	95	65	0.0	0.0	2	8	5	0	6	1	0	0	0
2001	IND 9/9	85	51	34	1.5	8.5	2	18	13	0	4	0	1	0	0
2002	IND 16/16	173	99	74	0.0	0.0	3	96	53	0	9	0	0	0	0
2003	JAX 16/16	167	87	80	1.0	6.0	3	8	7	0	9	2	2	0	0
2004	JAX 16/16	178	102	76	5.0	31.0	0	0	0	0	1	1	1	0	0
2005	JAX 16/16	190	104	86	6.0	44.0	3	54	26t	1	6	2	1	0	0
2006	JAX 5/5	47	27	20	0.0	0.0	1	15	15	0	1	0	0	0	0
2007	JAX 10/10	116	71	45	2.0	10.0	1	12	12	0	3	0	1	0	0
2008	JAX 15/10	139	88	51	1.0	7.0	0	0	0	0	0	0	0	0	0
2009	ATL 16/16	140	98	42	1.0	3.0	1	39	39	0	5	2	0	0	0
2010	ATL 16/13	79	47	32	1.0	7.0	2	18	17	0	5	1	2	0	0
TOTAL	165/154	1,584	937	647	21.5	139.5	18	268	53t	1	50	9	9	0	0

PETERSON'S CAREER POSTSEASON STATISTICS

YEAR	GP/GS	TK	SO	AST	SK	YDS	INT	YDS	LG	TD	PD	FF	FR	YDS	TD
1999	IND 1/1	10	4	6	0.0	0.0	0	0	0	0	0	0	0	0	0
2000	IND 1/1	14	5	9	0.0	0.0	0	0	0	0	2	0	0	0	0
2002	IND 1/1	8	7	1	0.0	0.0	0	0	0	0	0	0	0	0	0
2005	JAX 1/1	10	6	4	1.0	3.0	0	0	0	0	0	1	0	0	0
2007	JAX 0/0	0	0	0	0.0	0.0	0	0	0	0	0	0	0	0	0
2010	ATL 1/1	6	4	2	0.0	0.0	0	0	0	0	0	0	0	0	0
TOTAL	5/5	48	26	22	1.0	3.0	0	0	0	0	2	1	0	0	0

- Additional Statistics: Totaled 14 special teams tackles in 1999, three special teams stops in 2000 and two special teams tackles in 2011.

PETERSON'S BEST GAMES

TACKLES	SACKS	INTERCEPTIONS	PASSES DEFENSED
19 vs. IND (12/11/05)	2.0 vs. ATL (9/16/07)	1, 18 Times	3, Two Times
		Last @ CAR (1/2/11)	Last @ PIT (10/16/05)

2011 GAME-BY-GAME

DATE	OPP	TK	SO	SK	YDS	INT	YDS	FF	FR	PD
9/11	@ CHI	0	0	0.0	0.0	0	0	0	0	0
9/18	PHI	0	0	0.0	0.0	0	0	0	0	0
9/25	@ TB	6	3	0.0	0.0	0	0	0	0	0
10/2	@ SEA	2	1	0.0	0.0	0	0	0	0	0
10/9	GB	0	0	0.0	0.0	0	0	0	0	0
10/16	CAR	0	0	0.0	0.0	0	0	0	0	0
10/23	@ DET	0	0	0.0	0.0	0	0	0	0	0
11/6	@ IND	0	0	0.0	0.0	0	0	0	0	0
11/13	NO	0	0	0.0	0.0	0	0	0	0	0
11/20	TEN	0	0	0.0	0.0	0	0	0	0	0
11/27	MIN	1	0	0.0	0.0	0	0	0	0	0
12/4	@ HOU	13	7	0.0	0.0	0	0	0	0	1
12/11	@ CAR	1	1	0.0	0.0	1	4	0	0	1
12/15	JAX	0	0	0.0	0.0	0	0	0	0	0
12/26	@ NO	4	4	0.0	0.0	0	0	0	0	0
1/1	TB	PLACED ON INJURED RESERVE ON 12/27/11								
TOTALS		27	16	0.0	0.0	1	4	0	0	2
CAREER		1,611	953	21.5	139.5	19	272	9	9	52

2010 GAME-BY-GAME

DATE	OPP	TK	SO	SK	YDS	INT	YDS	FF	FR	PD
9/12	PIT	6	4	0.0	0.0	1	1	0	0	1
9/19	ARI	1	1	0.0	0.0	0	0	0	0	0
9/26	@ NO	7	3	0.0	0.0	0	0	1	0	0
10/3	SF	8	4	0.0	0.0	0	0	0	0	0
10/10	@ CLE	6	4	0.0	0.0	0	0	0	0	0
10/17	@ PHI	4	1	0.0	0.0	0	0	0	0	0
10/24	CIN	3	2	0.0	0.0	0	0	0	0	0
11/7	TB	5	3	1.0	7.0	0	0	0	0	2
11/11	BAL	4	3	0.0	0.0	0	0	0	0	0
11/21	@ STL	4	3	0.0	0.0	0	0	0	0	1
11/28	GB	1	0	0.0	0.0	0	0	0	1	0
12/5	@ TB	10	7	0.0	0.0	0	0	0	0	0
12/12	@ CAR	6	4	0.0	0.0	1	17	0	0	1
12/19	@ SEA	3	2	0.0	0.0	0	0	0	0	0
12/27	NO	8	5	0.0	0.0	0	0	0	0	0
1/2	CAR	3	1	0.0	0.0	0	0	0	1	0
TOTALS		79	47	1.0	7.0	2	18	1	2	3

2010 POSTSEASON

DATE	OPP	TK	SO	SK	YDS	INT	YDS	FF	FR	PD
1/15	GB	6	4	0.0	0.0	0	0	0	0	0
TOTALS		6	4	0.0	0.0	0	0	0	0	0



VETERAN PLAYERS

2009 GAME-BY-GAME										
DATE	OPP	TK	SO	SK	YDS	INT	YDS	FF	FR	PD
9/13	MIA	11	8	0.0	0.0	1	39	1	0	0
9/20	CAR	11	9	0.0	0.0	0	0	1	0	1
9/27	@ NE	13	9	0.0	0.0	0	0	0	0	0
10/11	@ SF	4	2	0.0	0.0	0	0	0	0	2
10/18	CHI	13	9	1.0	3.0	0	0	0	0	1
10/25	@ DAL	7	3	0.0	0.0	0	0	0	0	0
11/2	@ NO	7	4	0.0	0.0	0	0	0	0	0
11/8	WSH	10	9	0.0	0.0	0	0	0	0	0
11/15	@ CAR	7	7	0.0	0.0	0	0	0	0	0
11/22	@ NYG	13	9	0.0	0.0	0	0	0	0	0
11/29	TB	6	2	0.0	0.0	0	0	0	0	0
12/06	PHI	5	4	0.0	0.0	0	0	0	0	0
12/13	NO	8	7	0.0	0.0	0	0	0	0	0
12/20	@ NYJ	15	8	0.0	0.0	0	0	0	0	1
12/27	BUF	7	5	0.0	0.0	0	0	0	0	0
1/3	@ TB	3	3	0.0	0.0	0	0	0	0	0
TOTALS		140	98	1.0	3.0	1	39	1	0	5

2008 GAME-BY-GAME										
DATE	OPP	TK	SO	SK	YDS	INT	YDS	FF	FR	PD
9/7	@ TEN	9	3	0.0	0.0	0	0	0	0	0
9/14	BUF	15	8	0.0	0.0	0	0	0	0	0
9/21	@ IND	8	4	0.0	0.0	0	0	0	0	0
9/28	HOU	9	6	0.0	0.0	0	0	0	0	0
10/5	PIT	10	9	0.0	0.0	0	0	0	0	0
10/12	@ DEN	8	5	0.0	0.0	0	0	0	0	0
10/26	CLE	16	12	0.0	0.0	0	0	0	0	0
11/2	@ CIN	10	6	1.0	7.0	0	0	0	0	0
11/9	@ DET	INACTIVE								
11/16	TEN	5	4	0.0	0.0	0	0	0	0	0
11/23	MIN	6	5	0.0	0.0	0	0	0	0	0
12/1	@ HOU	6	3	0.0	0.0	0	0	0	0	0
12/7	@ CHI	3	2	0.0	0.0	0	0	0	0	0
12/14	GB	8	2	0.0	0.0	0	0	0	0	0
12/18	IND	11	8	0.0	0.0	0	0	0	0	0
12/28	@ BAL	15	11	0.0	0.0	0	0	0	0	0
TOTALS		139	88	1.0	7.0	0	0	0	0	0

2007 GAME-BY-GAME										
DATE	OPP	TK	SO	SK	YDS	INT	YDS	FF	FR	PD
9/9	TEN	16	9	0.0	0.0	0	0	0	0	0
9/16	ATL	12	9	2.0	10.0	0	0	0	0	1
9/23	@ DEN	6	1	0.0	0.0	0	0	0	0	1
10/7	@ KC	12	9	0.0	0.0	0	0	0	0	0
10/14	HOU	8	5	0.0	0.0	0	0	0	0	0
10/22	IND	15	9	0.0	0.0	0	0	0	0	0
10/28	@ TB	12	7	0.0	0.0	0	0	0	0	0
11/4	@ NO	12	8	0.0	0.0	0	0	0	0	0
11/11	@ TEN	15	9	0.0	0.0	1	12	0	1	1
11/18	SD	8	5	0.0	0.0	0	0	0	0	0
11/25	BUF	INACTIVE								
12/2	@ IND	INACTIVE								
12/9	CAR	INACTIVE								
12/16	@ PIT	INACTIVE								
12/23	OAK	INACTIVE								
12/30	@ HOU	INACTIVE								
TOTALS		116	71	2.0	10.0	1	12	0	1	3

2007										
DATE	OPP	TK	SO	SK	YDS	INT	YDS	FF	FR	PD
1/5	@ PIT	INACTIVE								
1/12	@ NE	INACTIVE								
TOTALS		0	0	0.0	0.0	0	0	0	0	0

2006 GAME-BY-GAME										
DATE	OPP	TK	SO	SK	YDS	INT	YDS	FF	FR	PD
9/10	DAL	11	7	0.0	0.0	1	15	0	0	1
9/18	PIT	11	4	0.0	0.0	0	0	0	0	0
9/24	@ IND	9	5	0.0	0.0	0	0	0	0	0
10/1	@ WAS	11	7	0.0	0.0	0	0	0	0	0
10/8	NYJ	5	4	0.0	0.0	0	0	0	0	0
10/22	@ HOU	INJURED RESERVE								
10/29	@ PHI	INJURED RESERVE								
11/5	TEN	INJURED RESERVE								
11/12	HOU	INJURED RESERVE								
11/20	NYG	INJURED RESERVE								
11/26	@ BUF	INJURED RESERVE								
12/3	@ MIA	INJURED RESERVE								
12/10	IND	INJURED RESERVE								
12/17	@ TEN	INJURED RESERVE								
12/24	NE	INJURED RESERVE								
12/31	@ KC	INJURED RESERVE								
TOTALS		47	27	0.0	0.0	1	15	0	0	1

2005 GAME-BY-GAME										
DATE	OPP	TK	SO	SK	YDS	INT	YDS	FF	FR	PD
9/11	SEA	7	4	0.0	0.0	0	0	0	1	0
9/18	@ IND	16	11	0.0	0.0	1	14	0	0	1
9/25	@ NYJ	9	4	0.0	0.0	0	0	0	0	0
10/2	DEN	15	7	0.0	0.0	0	0	0	0	0
10/9	CIN	12	3	0.0	0.0	0	0	1	0	0
10/16	@ PIT	10	5	0.0	0.0	1	14	0	0	3
10/30	@ STL	13	7	1.0	7.0	0	0	0	0	0
11/6	HOU	15	11	1.0	5.0	0	0	1	0	0
11/13	BAL	15	10	1.0	7.0	1	26	0	0	2
11/20	@ TEN	12	7	0.0	0.0	0	0	0	0	0
11/27	@ ARZ	8	5	0.0	0.0	0	0	0	0	0
12/4	@ CLE	18	7	1.0	6.0	0	0	0	0	0
12/11	IND	19	11	0.0	0.0	0	0	0	0	0
12/18	SF	9	6	1.0	10.0	0	0	0	0	0
12/24	@ HOU	11	5	1.0	9.0	0	0	0	0	0
1/1	TEN	1	1	0.0	0.0	0	0	0	0	0
TOTALS		190	104	6.0	44.0	3	54	2	1	6

2005 POSTSEASON										
DATE	OPP	TK	SO	SK	YDS	INT	YDS	FF	FR	PD
1/7	@ NE	10	6	1.0	3.0	0	0	1	0	0
TOTALS		10	6	1.0	3.0	0	0	1	0	0

2004 GAME-BY-GAME										
DATE	OPP	TK	SO	SK	YDS	INT	YDS	FF	FR	PD
9/12	@ BUF	15	9	0.0	0.0	0	0	0	0	0
9/19	DEN	11	8	0.0	0.0	0	0	0	0	0
9/26	@ TEN	14	3	1.0	9.0	0	0	0	0	0
10/3	IND	10	6	0.0	0.0	0	0	0	0	0
10/10	@ SD	11	9	0.0	0.0	0	0	0	0	0
10/17	KC	15	7	1.0	7.0	0	0	1	0	0
10/24	@ IND	10	6	0.0	0.0	0	0	0	1	0
10/31	@ HOU	15	8	0.0	0.0	0	0	0	0	0
11/14	DET	12	6	1.0	5.0	0	0	0	0	0
11/21	TEN	6	4	0.0	0.0	0	0	0	0	1
11/28	@ MIN	8	5	0.0	0.0	0	0	0	0	0
12/5	PIT	9	5	0.0	0.0	0	0	0	0	0
12/12	CHI	8	5	1.0	3.0	0	0	0	0	0
12/19	@ GB	8	5	0.0	0.0	0	0	0	0	0
12/26	HOU	18	12	1.0	7.0	0	0	0	0	0
1/2	@ OAK	8	4	0.0	0.0	0	0	0	0	0
TOTALS		178	102	5.0	31.0	0	0	1	1	1



VETERAN PLAYERS

2003 GAME-BY-GAME										
DATE	OPP	TK	SO	SK	YDS	INT	YDS	FF	FR	PD
9/7	@ CAR	8	4	0.0	0.0	0	0	0	0	1
9/14	BUF	13	8	0.0	0.0	0	0	0	0	0
9/21	@ IND	11	5	0.0	0.0	0	0	0	0	1
9/28	@ HOU	11	5	0.0	0.0	0	0	0	1	1
10/5	SD	5	3	0.0	0.0	0	0	0	1	0
10/12	MIA	8	4	0.0	0.0	0	0	0	0	0
10/26	TEN	6	3	0.0	0.0	0	0	0	0	0
11/2	@ BAL	11	6	0.0	0.0	1	0	0	0	1
11/9	IND	16	8	0.0	0.0	0	0	0	0	0
11/16	@ TEN	7	5	0.0	0.0	0	0	0	0	0
11/23	@ NYJ	14	9	0.0	0.0	1	1	0	0	1
11/30	TB	9	6	0.0	0.0	1	7	0	0	3
12/7	HOU	9	4	0.0	0.0	0	0	1	0	1
12/14	@ NE	18	10	1.0	6.0	0	0	0	0	0
12/21	NO	10	5	0.0	0.0	0	0	1	0	0
12/28	@ ATL	11	5	0.0	0.0	0	0	0	0	0
TOTALS		167	87	1.0	6.0	3	8	2	2	9

2002 GAME-BY-GAME										
DATE	OPP	TK	SO	SK	YDS	INT	YDS	FF	FR	PD
9/8	@ JAX	12	6	0.0	0.0	0	0	0	0	0
9/15	MIA	5	3	0.0	0.0	0	0	0	0	0
9/22	@ HOU	14	7	0.0	0.0	0	0	0	0	1
10/6	CIN	12	6	0.0	0.0	0	0	0	0	0
10/13	BAL	10	5	0.0	0.0	1	12	0	0	1
10/21	@ PIT	8	6	0.0	0.0	1	31	0	0	1
10/27	@ WAS	12	8	0.0	0.0	0	0	0	0	1
11/3	TEN	9	4	0.0	0.0	0	0	0	0	0
11/10	@ PHI	8	5	0.0	0.0	0	0	0	0	1
11/17	DAL	9	5	0.0	0.0	0	0	0	0	0
11/24	@ DEN	10	7	0.0	0.0	1	53	0	0	1
12/1	HOU	12	5	0.0	0.0	0	0	0	0	1
12/8	@ TEN	18	9	0.0	0.0	0	0	0	0	0
12/15	@ CLE	9	7	0.0	0.0	0	0	0	0	0
12/22	NYG	13	9	0.0	0.0	0	0	0	0	0
12/29	JAX	12	7	0.0	0.0	0	0	0	0	2
TOTALS		173	99	0.0	0.0	3	96	0	0	9

2002 POSTSEASON										
DATE	OPP	TK	SO	SK	YDS	INT	YDS	FF	FR	PD
1/4	@ NYJ	8	7	0.0	0.0	0	0	0	0	0
TOTALS		8	7	0.0	0.0	0	0	0	0	0

2001 GAME-BY-GAME										
DATE	OPP	TK	SO	SK	YDS	INT	YDS	FF	FR	PD
9/9	@ NYJ	12	7	0.0	0.0	0	0	0	0	0
9/23	BUF	16	10	0.5	0.5	0	0	0	0	0
9/30	@ NE	9	5	0.0	0.0	0	0	0	0	0
10/14	OAK	9	5	0.0	0.0	0	0	0	0	1
10/21	NE	8	4	0.0	0.0	0	0	0	0	0
10/25	@ KC	12	7	0.0	0.0	1	13	0	0	1
11/4	@ BUF	9	6	0.0	0.0	0	0	0	1	1
11/11	MIA	4	2	1.0	8.0	1	5	0	0	1
11/18	@ NO	INACTIVE								
11/25	SF	INACTIVE								
12/2	@ BAL	INACTIVE								
12/10	@ MIA	INACTIVE								
12/16	ATL	INACTIVE								
12/23	NYJ	INACTIVE								
12/30	@ STL	6	4	0.0	0.0	0	0	0	0	0
1/6	DEN	INACTIVE								
TOTALS		85	51	1.5	8.5	2	18	0	1	4

2000 GAME-BY-GAME										
DATE	OPP	TK	SO	SK	YDS	INT	YDS	FF	FR	PD
9/3	@ KC	10	7	0.0	0.0	0	0	0	0	1
9/10	OAK	6	1	0.0	0.0	0	0	0	0	0
9/25	JAX	6	4	0.0	0.0	1	5	0	0	1
10/1	@ BUF	16	13	0.0	0.0	0	0	0	0	0
10/8	@ NE	7	3	0.0	0.0	0	0	0	0	0
10/15	@ SEA	8	4	0.0	0.0	0	0	0	0	0
10/22	NE	15	7	0.0	0.0	0	0	0	0	0
10/29	DET	10	7	0.0	0.0	0	0	1	0	0
11/5	@ CHI	7	3	0.0	0.0	0	0	0	0	0
11/12	NYJ	10	7	0.0	0.0	0	0	0	0	1
11/19	@ GB	14	8	0.0	0.0	0	0	0	0	0
11/26	MIA	13	8	0.0	0.0	0	0	0	0	0
12/3	@ NYJ	15	8	0.0	0.0	0	0	0	0	1
12/11	BUF	7	3	0.0	0.0	0	0	0	0	0
12/17	@ MIA	9	7	0.0	0.0	0	0	0	0	0
12/24	MIN	7	5	0.0	0.0	1	3	0	0	1
TOTALS		160	95	0.0	0.0	2	8	1	0	6


2000 POSTSEASON										
DATE	OPP	TK	SO	SK	YDS	INT	YDS	FF	FR	PD
12/30	@ MIA	14	5	0.0	0.0	0	0	0	0	2
TOTALS		14	5	0.0	0.0	0	0	0	0	2

1999 GAME-BY-GAME										
DATE	OPP	TK	SO	SK	YDS	INT	YDS	FF	FR	PD
9/12	BUF	0	0	0.0	0.0	0	0	0	0	0
9/19	@ NE	1	1	0.0	0.0	0	0	0	0	0
9/26	@ SD	0	0	0.0	0.0	0	0	0	0	0
10/10	MIA	11	6	0.0	0.0	0	0	0	0	0
10/17	@ NYJ	10	8	0.0	0.0	0	0	0	0	0
10/24	CIN	7	6	1.0	7.0	0	0	0	0	0
10/31	DAL	8	5	0.0	0.0	0	0	0	0	0
11/7	KC	14	7	0.0	0.0	0	0	0	0	0
11/14	@ NYG	5	1	0.0	0.0	0	0	0	0	1
11/21	@ PHI	3	3	0.0	0.0	0	0	0	0	0
11/28	NYJ	10	5	1.0	8.0	0	0	0	0	0
12/5	@ MIA	10	8	0.0	0.0	0	0	0	1	0
12/12	NE	6	4	1.0	8.0	0	0	0	0	0
12/19	WAS	8	5	0.0	0.0	0	0	0	0	0
12/28	@ CLE	5	2	0.0	0.0	0	0	0	0	0
1/2	@ BUF	12	7	0.0	0.0	0	0	0	0	0
TOTALS		110	68	3.0	23.0	0	0	0	1	1

1999 POSTSEASON										
DATE	OPP	TK	SO	SK	YDS	INT	YDS	FF	FR	PD
1/16	TEN	10	4	0.0	0.0	0	0	0	0	0
TOTALS		10	4	0.0	0.0	0	0	0	0	0




VETERAN PLAYERS



**CHRIS
REDMAN**

QUARTERBACK



8

HT: 6' 3" WT: 225 NFL EXP: 10 ACQ: FA-'07 6TH YEAR WITH FALCONS

BIRTHDATE: 7/7/77 COLLEGE: UNIVERSITY OF LOUISVILLE

TRANSACTIONS

- Originally selected as a third round (75th pick overall) draft choice by the Baltimore Ravens in 2000.
- Declared a free agent on February 2, 2004.
- Signed by the New England Patriots on January 6, 2005. Waived by the Patriots on June 1. Signed by the Tennessee Titans on August 23. Waived by the Titans on September 4.
- Signed by Atlanta on March 23, 2007.
- Re-signed by Atlanta on February 29, 2008.

2011 (FALCONS)

- Appeared in five games, completed 18 of 28 passes (64.2 percent) for 188 yards with one interception.
- Completed five of six passes for 56 yards, including a long of 22 yards, and added two carries for a loss of two yards at Jacksonville (12.15).
- Tallied 61 yards on six of nine passing, for a quarterback rating of 85.9, @ New Orleans (12.26).
- Totaled 71 yards and one interception on seven of twelve passing vs. Tampa Bay (1.1).

CAREER

- Has competed in 30 career games with 12 starts and has completed 286 of 500 passes for 3,179 yards 21 touchdowns and 14 interceptions for a 78.6 passer rating.
- Earned NFC Offensive Player of the Week honors after accumulating 251 passing yards and a career-high four touchdowns against the Seattle Seahawks in the 2007 season finale.
- Set career highs in 2007 with 10 touchdowns while setting game highs in completions (28), attempts (42) and passing yards (315) against the Arizona Cardinals in Week 15.
- Saw action in two contests, completing four of six passes for 20 yards in 2010.
- Spent four seasons with the Ravens (2000-03),

playing in 10 games with six starts and completing 106 of 198 passes for 1,111 yards with seven touchdowns and five interceptions. His record as a starter was 3-3.

COLLEGE

- Completed college career as the NCAA Division 1-A leader in career passing completions (1,031) and attempts (1,679). His 12,541 career passing yards rank second behind BYU's Ty Detmer (15,031 yards). Posted 84 touchdown passes, and graduated holding every Cardinals' single game, single-season and career passing record.
- Started 11 games as a senior and completed 317 of 489 passes for 3,647 yards with 29 touchdowns and 13 interceptions. Became the first quarterback in NCAA Division 1-A to complete more than 1,000 passes in a career as he was named the Johnny Unitas Golden Arm Winner and All-Conference USA Offensive Player of the Year his senior year. Guided Louisville to seven come-from-behind wins as the Cardinals made their second consecutive bowl appearance.

- Started 10 of 11 games as a junior and established Conference USA and Cardinals season records for attempts (473), completions (309), yards (4,042) and touchdowns (29).
- Played in 10 games in 1996, starting the final five, and earned Conference USA All-Freshman honors as he tossed for more than 1,700 yards.

PERSONAL

- Two-time all-state quarterback at Male (Louisville, KY) High School, where he was coached by his father Bob.
- Named the *Parade* National Player of the Year.
- Threw for 3,752 yards and a national record 57 touchdowns as a senior.
- Born Chris James Redman on July 7, 1977 in Louisville, Kentucky. Married to wife, Ashley.



VETERAN PLAYERS

REDMAN'S CAREER OFFENSIVE STATISTICS

YEAR	GP/GS	ATT	COMP	PCT	YDS	YDS/ATT	TD	INT	LG	SK	LOST	RTG	
2000	BAL	2/0	3	2	66.7	19	6.3	0	0	12	0	0	84.0
2001	BAL	0/0	0	0	0.0	0	0.0	0	0	0	0	0.0	
2002	BAL	6/6	182	97	53.3	1,034	5.7	7	3	36	11	68	76.1
2003	BAL	2/0	13	7	53.8	58	4.5	0	2	16	6	45	26.0
2007	ATL	7/4	149	89	59.7	1,079	7.2	10	5	74t	26	164	90.4
2008	ATL	0/0	0	0	0.0	0	0.0	0	0	0	0	0	0.0
2009	ATL	6/2	119	69	58.0	781	6.6	4	3	50t	8	34	78.4
2010	ATL	2/0	6	4	60.0	20	3.3	0	0	14	0	0	71.5
2011	ATL	5/0	28	18	64.3	188	6.7	0	1	22	0	0	68.8
TOTALS		30/12	500	286	57.2	3,179	6.4	21	14	74t	34	198	78.6

REDMAN'S CAREER POSTSEASON STATISTICS

YEAR	GP/GS	ATT	COMP	PCT	YDS	YDS/ATT	TD	INT	LG	SK	LOST	RTG
2001	BAL					INACTIVE						
2008	ATL					DID NOT PLAY						
2010	ATL					DID NOT PLAY						
TOTALS	0/0	0	0	0.0	0	0.0	0	0	0	0	0	0.0

REDMAN'S BEST GAMES

COMPLETIONS	ATTEMPTS	YARDS	TOUCHDOWNS
28 @ ARZ (12/23/07)	44 vs. PHI (12/6/09)	315 @ ARZ (12/23/07)	4 vs. SEA (12/30/07)
23, Three Times	41 vs. TB (11/29/09)	303 vs. NO (12/13/10)	2, Seven Times
Last vs. NO (12/13/09)			Last vs. TB (11/29/09)



VETERAN PLAYERS

2011 GAME-BY-GAME													
PASSING										RUSHING			
DATE	OPP	ATT	COM	YDS	PCT	TD	INT	LG	SK	RTG	ATT	YDS	TD
9/11	@ CHI												
9/18	PHI												
9/25	@ TB												
10/2	@ SEA												
10/9	GB												
10/16	CAR												
10/23	@ DET	1	0	0	0.0	0	0	0	0	39.6	0	0	0
11/6	@ IND	0	0	0	0.0	0	0	0	0	0.0	0	0	0
11/13	NO												
11/20	TEN												
11/27	MIN												
12/4	@ HOU												
12/11	@ CAR												
12/15	JAX	6	5	56	83.3	0	0	22	0	105.6	2	-2	0
12/26	@ NO	9	6	61	66.7	0	0	18	0	85.9	0	0	0
1/1	TB	12	7	71	58.3	0	1	18	0	40.6	3	-4	0
TOTALS		28	18	188	64.2	0	1	22	0	68.8	5	-6	0
CAREER		500	286	3,179	57.2	21	14	74	0	3478.6	31	24	1

2011 POSTSEASON													
PASSING										RUSHING			
DATE	OPP	ATT	COM	YDS	PCT	TD	INT	LG	SK	RTG	ATT	YDS	TD
1/8	@ NYG												
TOTALS		0	0	0	0.0	0	0	0	0	0.0	0	0	0

2010 GAME-BY-GAME													
PASSING										RUSHING			
DATE	OPP	ATT	COM	YDS	PCT	TD	INT	LG	SK	RTG	ATT	YDS	TD
9/12	@ PIT												
9/19	ARI												
9/26	@ NO												
10/3	SF												
10/10	@ CLE												
10/17	@ PHI												
10/24	CIN	0	0	0	0.0	0	0	0	0	0.0	0	0	0
11/7	TB												
11/11	BAL												
11/21	@ STL												
11/28	GB												
12/5	@ TB												
12/12	@ CAR												
12/19	@ SEA												
12/27	NO												
1/2	CAR	6	4	20	60.0	0	0	14	0	71.5	1	-1	0
TOTALS		6	4	20	60.0	0	0	14	0	71.5	1	-1	0

2010 POSTSEASON													
PASSING										RUSHING			
DATE	OPP	ATT	COM	YDS	PCT	TD	INT	LG	SK	RTG	ATT	YDS	TD
1/15	GB												
TOTALS		0	0	0	0.0	0	0	0	0	0.0	0	0	0

2009 GAME-BY-GAME													
PASSING										RUSHING			
DATE	OPP	ATT	COM	YDS	PCT	TD	INT	LG	SK	RTG	ATT	YDS	TD
9/13	MIA												
9/20	CAR												
9/27	@ NE												
10/11	@ SF	0	0	0	0.0	0	0	0	0	--	2	-1	0
10/18													
10/25	@ DAL												
11/2	@ NO												
11/8	WSH												
11/15	@ CAR												
11/22	@ NYG												
11/29	TB	41	23	243	56.1	2	0	22	5	89.8	2	4	0
12/06	PHI	44	21	235	47.7	1	2	35	2	56.5	0	0	0
12/13	NO	34	23	303	67.7	1	1	50	1	93.1	0	0	0
12/20	@ NYJ												
12/27	BUF	0	0	0	0.0	0	0	0	0	--	0	0	0
1/3	@ TB												
TOTALS		119	69	781	58.0	4	3	50	8	78.5	0	0	0

2008 GAME-BY-GAME													
PASSING										RUSHING			
DATE	OPP	ATT	COM	YDS	PCT	TD	INT	LG	SK	RTG	ATT	YDS	TD
SEASON													
TOTALS		0	0	0	0.0	0	0	0	0	0.0	0	0	0

2008 POSTSEASON													
PASSING										RUSHING			
DATE	OPP	ATT	COM	YDS	PCT	TD	INT	LG	SK	RTG	ATT	YDS	TD
1/3	@ ARZ												
TOTALS		0	0	0	0.0	0	0	0	0	0.0	0	0	0

2007 GAME-BY-GAME													
PASSING										RUSHING			
DATE	OPP	ATT	COM	YDS	PCT	TD	INT	LG	SK	RTG	ATT	YDS	TD
9/9	@ MIN												
9/16	@ JAX												
9/23	CAR												
9/30	HOU												
10/7	@ TEN	0	0	0	0.0	0	0	0	0	0.0	0	0	0
10/15	NYG												
10/21	@ NO												
11/4	SF												
11/11	@ CAR	1	1	91	100.0	0	0	9	0	104.2	0	0	0
11/18	TB												
11/22	IND												
12/2	@ STL	24	16	172	66.7	2	1	21	1	97.9	0	0	0
12/10	NO	40	23	298	57.5	2	1	46	3	87.3	1	4	0
12/16	@ TB	15	4	34	26.7	0	2	18	1	0.0	1	1	0
12/23	@ ARZ	42	28	315	66.7	2	1	74	2	94.8	1	1	0
12/30	SEA	27	17	251	63.0	4	0	55	2	132.9	5	10	0
TOTALS		149	89	1,079	59.7	10	5	74	9	90.4	8	16	0



VETERAN PLAYERS

2003 GAME-BY-GAME														
PASSING										RUSHING				
DATE	OPP	ATT	COM	YDS	PCT	TD	INT	LG	SK	RTG	ATT	YDS	TD	
9/7	@ PIT													
9/14	CLE	1	0	0	0.0	0	0	0	1	39.6	0	0	0	
9/21	@ SD													
9/28	KC													
10/12	@ ARZ													
10/19	@ CIN													
10/26	DEN													
11/2	JAX													
11/9	@ STL	12	7	58	58.3	0	2	16	5	31.3	2	4	0	
11/16	@ MIA													
11/23	SEA													
11/30	SF													
12/7	CIN													
12/14	@ OAK													
12/21	@ CLE													
12/28	PIT													
TOTALS		13	7	58	53.8	0	2	16	6	26.0	2	4	0	

2002 GAME-BY-GAME														
PASSING										RUSHING				
DATE	OPP	ATT	COM	YDS	PCT	TD	INT	LG	SK	RTG	ATT	YDS	TD	
9/8	@ CAR	34	20	218	58.8	1	1	36	2	75.4	1	-1	0	
9/15	TB	38	16	141	42.1	0	1	25	3	41.7	1	0	0	
9/30	DEN	24	13	152	54.2	2	0	33	1	101.4	4	0	0	
10/6	@ CLE	30	19	208	63.3	2	0	35	0	106.0	2	2	0	
10/13	@ IND	28	15	163	53.6	0	1	31	3	56.1	1	6	0	
10/20	JAX	28	14	152	50.0	2	0	33	2	90.2	1	1	0	
10/27	PIT													
11/3	@ ATL													
11/10	CIN													
11/17	@ MIA													
11/24	TEN													
12/1	@ CIN													
12/8	NO													
12/15	@ HOU													
12/22	CLE													
12/29	@ PIT													
TOTALS		182	97	1,034	53.3	7	3	36	11	76.1	10	8	0	

2001 GAME-BY-GAME														
PASSING										RUSHING				
DATE	OPP	ATT	COM	YDS	PCT	TD	INT	LG	SK	RTG	ATT	YDS	TD	
9/9	CHI													
9/23	@ CIN													
9/30	@ DEN													
10/7	TEN													
10/14	@ GB													
10/21	@ CLE													
10/28	JAX	0	0	0	0.0	0	0	0	0	0.0	0	0	0	
11/4	@ PIT	0	0	0	0.0	0	0	0	0	0.0	0	0	0	
11/12	@ TEN													
11/18	CLE													
11/25	@ JAX													
12/2	IND													
12/16	PIT													
12/23	CIN													
12/29	@ TB													
1/7	MIN													
TOTALS		0	0	0	0.0	0	0	0	0	0.0	0	0	0	

2001 POSTSEASON														
PASSING										RUSHING				
DATE	OPP	ATT	COM	YDS	PCT	TD	INT	LG	SK	RTG	ATT	YDS	TD	
1/20	@ PIT													
TOTALS		0	0	0	0.0	0	0	0	0	0.0	0	0	0	

2000 GAME-BY-GAME														
PASSING										RUSHING				
DATE	OPP	ATT	COM	YDS	PCT	TD	INT	LG	SK	RTG	ATT	YDS	TD	
9/3	@ PIT													
9/10	JAX	0	0	0	0.0	0	0	0	0	0.0	0	0	0	
9/17	@ MIA													
9/24	CIN	3	2	19	66.7	0	0	12	0	84.0	1	0	0	
10/1	@ CLE													
10/8	@ JAX													
10/15	@ WAS													
10/22	TEN													
10/29	PIT													
11/5	@ CIN													
11/12	@ TEN													
11/19	DAL													
11/26	CLE	0	0	0	0.0	0	0	0	0	0.0	0	0	0	
12/10	SD													
12/17	@ ARI													
12/24	NYJ													
TOTALS		3	2	19	66.7	0	0	12	0	84.0	1	0	0	



VETERAN PLAYERS



**GARRETT
REYNOLDS**

OFFENSIVE GUARD



75

HT: 6' 7"

WT: 310

NFL EXP: 4

ACQ: D5B-'09

4TH YEAR WITH FALCONS

BIRTHDATE: 7/1/87

COLLEGE: UNIVERSITY OF NORTH CAROLINA

TRANSACTIONS

- Selected as a fifth round (156th overall) draft choice by Atlanta in 2009.

2011 (FALCONS)

- Started Played in all 16 games, including seven starts at right guard.
- Started his first career game @ Chicago (9/11) and assisted the offense produce 114 total rushing yards.
- Started at right guard vs. Philadelphia (9/18) for an offensive line that helped clear rushing lanes for a ground attack that produced 138 total yards.
- Member of an offensive line that did not allow a sack @ Seattle (10/2) on 42 pass attempts.
- Part of an offensive line that opened running lanes for a ground attack that produced 166 total yards and three touchdowns vs. Carolina (10/16).
- Started on an offensive line that produced 129 total rushing yards @ Detroit (10/23).
- Saw action as a reserve offensive lineman in the final nine games of the season.

COLLEGE

- A second-team All-ACC selection by the Associated Press and first-team All-ACC pick by *The ACC Sports Journal* following his senior season. Was named to the '08 Lombardi Award Watch List.

PERSONAL

- Attended Carter High School and ranked among the top 15 players in Tennessee by **Rivals.com** and **SuperPrep**.

- Named all-state at defensive tackle in 4-A schools and was an Associated Press honorable mention all-state selection on offense.

- A three-year starter on both the offensive and defensive lines while contributing with 76 tackles on defense as a senior.

- Uncle is former Rams and 49ers linebacker Jack "Hacksaw" Reynolds.

EXTRA POINTS

- Awarded the Atlanta Falcons Community All-Star sponsored by AllState for the month of December 2010. Recognized at the inaugural Community Honors dinner presented by AllState at the 191 club in downtown Atlanta.
- Spoke to the incoming 2010 rookies at the 2nd annual Atlanta Falcons Rookie Club Kickoff Dinner Presented by UnitedHealthcare of Georgia about the importance of giving back to the community and participating in all of the Rookie Club community initiatives.
- Frequently visits local schools, participating in Play 60 activities as well as speaking about the importance of education and goal-setting.

REYNOLDS' CAREER GAMES PLAYED/STARTED

2011	2010	2009
ATL	ATL	ATL
16/7	0/0	5/0
TOTAL	21/8	



VETERAN PLAYERS



**DUNTA
ROBINSON**

CORNERBACK



23

HT: 5' 10" WT: 183 NFL EXP: 8 ACQ: FA-'10 2ND YEAR WITH FALCONS

BIRTHDATE: 4/11/82 COLLEGE: UNIVERSITY OF SOUTH CAROLINA

TRANSACTIONS

- Selected as a first round (10th overall) draft pick by the Houston Texans in 2004.

- Signed by the Falcons as a free agent on March 6, 2010.

2011 (FALCONS)

- Started all 16 games at cornerback and posted 58 tackles (46 solo) with two interceptions, and nine passes defended.
- Collared five tackles @ Chicago (9.11).
- Tallied six tackles and one pass defended vs. Philadelphia (9.18).
- Posted six tackles @ Tampa Bay (9.25).
- Logged three tackles and one pass defended @ Seattle (10.2).
- Recorded four tackles vs. Green Bay (10.9).
- Collected four tackles vs. Carolina (10.16).
- Posted six tackles @ Indianapolis (11.6).
- Notched four tackles vs. New Orleans (11.13).
- Registered four tackles, three passes defended and his first interception of the season vs. Tennessee (11/20). Returned the pick 14 yards to set up a 19-yard field goal by K Matt Bryant.
- Logged three tackles and one pass defended vs. Minnesota (11.27).
- Recorded four tackles, one tackle for loss and one pass defended @ Houston (12.4).
- Registered four tackles and one pass defended @ Carolina (12.11).
- Posted one tackle vs. Jacksonville (12.15).
- Intercepted his second pass of the season (14 yards) and added four tackles (three solo) @ New Orleans (12.26).
- Started at cornerback vs. Tampa Bay (1.1).

- Collared three tackles (two solo) and one pass defended @ New York (1.8).

CAREER

- In eight NFL seasons, has recorded 492 tackles (400 solo) with 4.0 sacks, 16 interceptions, six forced fumbles, two fumble recoveries and 81 passes defended.
- In 2010, teamed up with CB Brent Grimes to allow just 5.8 yards per pass attempt, which tied with the Philadelphia Eagles defensive back pairing of Asante Samuel and Nnamdi Asomugha for the best mark in the NFL.
- According to *ESPN.com*, Robinson and Grimes also shined against the deep ball in 2010, allowing 4.6 yards per attempt on passes thrown 20 or more yards down the field, which ranked second in the NFL.
- Started in 15 contests at cornerback in his first season in Atlanta. Totaled 60 tackles, seven passes defended, one interception and one fumble recovery.
- In six seasons with the Houston Texans, compiled 374 tackles (300 solo), four sacks, 13 interceptions, seven forced fumbles, one fumble recovery and one touchdown.
- Is the Texans all-time leader in interceptions (13) and passes defended (63).
- Enjoyed a rookie season which featured six interceptions, which was tied for first among NFL rookies.

COLLEGE

- Originally began his college career at South Carolina as a free safety before earning the starting left cornerback slot as a junior.
- Competed in 42 career games (24 starts) and recorded 114 career tackles, five interceptions and 22 passes defended. Also returned four punts for 44 yards.
- Earned team Defensive MVP honors as a senior.



VETERAN PLAYERS

PERSONAL

- Attended Clarke Central High School in Athens, Georgia and holds the Gladiators record for the most career interceptions with 17. Also rushed for six touchdowns and ran back both a punt and kick return for scores.
- Lettered in basketball and track while competing in the long jump and anchor of the 4x100 relay.

EXTRA POINTS

- Has own charitable foundation, the Dunta Robinson Foundation and runs his own youth football association, the Northeast Georgia Oilers in his hometown of Athens, GA.
- In June 2010, hosted the 2nd Annual Home Sweet Home Community Day Event at Clarke Central High School, which benefited local families in Athens. At this event, the community was invited to participate in free face painting, three-on-three basketball tournaments, as well as several other activities.

- In June 2010 hosted the inaugural Dunta Robinson Celebrity Bowling Pin Down to benefit the Dunta Robinson Foundation.
- During the 2010 Thanksgiving holidays, purchased 250 turkeys and delivered them to the Affordable Housing agency in Decatur.
- During the 2010 holidays, treated 10 children from the Athens Boys & Girls Club to a shopping spree at Toys R Us. Robinson gave each child 23 seconds, to gather as many gifts as they would like.

ROBINSON'S CAREER DEFENSIVE STATISTICS

YEAR	GP/GS	TK	SO	AST	SK	YDS	INT	YDS	LG	TD	PD	FF	FR	YDS	TD
2004 HOU	16/16	85	65	20	3.0	26.0	6	146	61	0	19	3	0	0	0
2005 HOU	16/16	93	69	24	1.0	0.0	1	1	1	0	10	1	1	0	0
2006 HOU	16/16	83	70	13	0.0	0.0	2	9	9t	1	12	1	0	0	0
2007 HOU	9/9	34	29	5	0.0	0.0	2	6	10	0	7	0	0	0	0
2008 HOU	11/6	38	35	3	0.0	0.0	2	0	0	0	6	0	0	0	0
2009 HOU	16/16	41	32	9	0.0	0.0	0	0	0	0	9	1	0	0	0
2010 ATL	15/15	60	54	6	0.0	0.0	1	0	0	0	7	0	1	0	0
2011ATL	16/16	58	46	12	0.0	0.0	2	28	28	0	9	0	0	0	0
TOTAL	115/110	492	400	92	4.0	26.0	16	190	61	1	81	6	2	0	0

ROBINSON'S BEST GAMES

TACKLES	INTERCEPTIONS	SACKS	FORCED FUMBLES
11 vs. WSH (9/24/06)	2 vs. OAK (10/3/04)	2 vs. IND (12/12/04)	1, Seven Times
			Last vs. CAR (1/2/11)



VETERAN PLAYERS

2011 GAME-BY-GAME											
DATE	OPP	TK	SO	SK	YDS	INT	YDS	FF	FR	PD	
9/11	@ CHI	5	5	0.0	0.0	0	0	0	0	0	
9/18	PHI	6	4	0.0	0.0	0	0	0	0	1	
9/25	@ TB	6	5	0.0	0.0	0	0	0	0	0	
10/2	@ SEA	3	3	0.0	0.0	0	0	0	0	1	
10/9	GB	4	2	0.0	0.0	0	0	0	0	0	
10/16	CAR	4	3	0.0	0.0	0	0	0	0	0	
10/23	@ DET	0	0	0.0	0.0	0	0	0	0	0	
11/6	@ IND	6	3	0.0	0.0	0	0	0	0	0	
11/13	NO	4	2	0.0	0.0	0	0	0	0	0	
11/20	TEN	4	4	0.0	0.0	1	14	0	0	3	
11/27	MIN	3	3	0.0	0.0	0	0	0	0	1	
12/4	@ HOU	4	4	0.0	0.0	0	0	0	0	1	
12/11	@ CAR	4	4	0.0	0.0	0	0	0	0	1	
12/15	JAX	1	1	0.0	0.0	0	0	0	0	0	
12/26	@ NO	4	3	0.0	0.0	1	14	0	0	1	
1/1	TB	0	0	0.0	0.0	0	0	0	0	0	
TOTALS		58	46	0.0	0.0	2	28	0	0	9	
CAREER		492	400	4.0	26.0	16	190	6	2	81	

2011 POSTSEASON											
DATE	OPP	TK	SO	SK	YDS	INT	YDS	FF	FR	PD	
1/8	@ NYG	3	2	0.0	0.0	0	0	0	0	1	
TOTALS		3	2	0.0	0.0	0	0	0	0	1	


2010 GAME-BY-GAME											
DATE	OPP	TK	SO	SK	YDS	INT	YDS	FF	FR	PD	
9/12	PIT	4	4	0.0	0.0	0	0	0	0	0	
9/19	ARI	4	3	0.0	0.0	0	0	0	0	2	
9/26	@ NO	2	2	0.0	0.0	0	0	0	0	1	
10/3	SF	4	3	0.0	0.0	0	0	0	0	0	
10/10	@ CLE	6	6	0.0	0.0	0	0	0	0	0	
10/17	@ PHI	11	0.0	0.0	0	0	0	0	0	0	
10/24	CIN	INACTIVE									
11/7	TB	1	1	0.0	0.0	0	0	0	0	0	
11/11	BAL	2	2	0.0	0.0	0	0	0	0	0	
11/21	@ STL	66	0.0	0.0	0	0	0	0	0	0	
11/28	GB	3	2	0.00.0000	00						
12/5	@ TB	4	4	0.0	0.0	0	0	0	0	2	
12/12	@ CAR	5	3	0.0	0.0	0	0	0	1	0	
12/19	@ SEA	6	5	0.0	0.0	0	0	0	0	0	
12/27	NO	9	9	0.0	0.0	0	0	0	0	1	
1/2	CAR	3	3	0.0	0.0	1	0	0	0	1	
TOTALS		60	54	0.0	0.0	1	0	0	1	7	

2010 POSTSEASON											
DATE	OPP	TK	SO	SK	YDS	INT	YDS	FF	FR	PD	
1/15	GB	6	4	0.0	0.0	0	0	0	0	0	
TOTALS		6	4	0.0	0.0	0	0	0	0	0	






VETERAN PLAYERS



**JACQUIZZ
RODGERS**

RUNNING BACK



22

HT: 5' 6" WT: 188 NFL EXP: 1 ACQ: D5-'11 2ND YEAR WITH FALCONS

BIRTHDATE: 2/9/90 COLLEGE: OREGON STATE

TRANSACTIONS

- Selected as a fifth round (145th pick overall) draft choice by Atlanta in 2011.

2011 (FALCONS)

- Carried the ball 57 times for 205 yards with one touchdown as a rookie in 2011. Showed his dual-threat ability by adding 21 receptions for 188 yards and one touchdown in the passing game.
- Rushed six times for 25 yards, including a career-long 11 yard gain, and added one reception for 10 yards at Seattle (10/2).
- Rushed a career-high 10 times for 44 yards and added one reception for 16 yards at Indianapolis (11/6).
- Carried the ball seven times for 30 yards, including a long of 13 yards, and added one reception for eight yards vs. New Orleans (11/13).
- Gained 39 yards on two receptions, including a 31-yard touchdown catch, and added four yards on one carry at Carolina (12/11).
- Logged 10 yards of eight carries, including a long of 12 yards, and added one reception for four yards vs. Jacksonville (12/15).
- Hauled in two passes for 19 yards, including a long of 11 yards, and added one carry for a loss of one yard at New Orleans (12/26).
- Tallied 24 yards on eight carries, including his first career rushing touchdown, and added one catch for five yards vs. Tampa Bay (1/1).

COLLEGE

- Was the focal point of the Oregon State offense since his arrival in 2008, earning touches not only in the ground game, but in the passing attack as well.
- Caught 151 passes in his career, shattering Pat Chaffey's school record for receptions by a running back (124).

- His 4,929 all-purpose yards rank sixth in school annals behind his brother James Rodgers (5,784) and Ken Simonton (5,606).

- Is one of just three players in Beaver history to account for 1,000 yards rushing and 1,000 yards receiving in a career.

- In 36 games with the Beavers, rushed for 3,877 yards on 788 carries with 46 touchdowns.

- His 3,877 yards rank sixth in Pac-10 Conference history behind Charles White (6,245; 1976-79) and Marcus Allen of USC (4,810; 1978-81), Ken Simonton (5,044; 1998-01), Darrin Nelson of Stanford (4,169; 1977-81) and Napoleon Kaufman of Washington (4,106; 1991-94).

- Was named the Pac 10 Offensive Player of the Year and Rookie of the Year as a freshman in 2008 after posting 1,253 rushing yards and 11 touchdowns, while adding 247 yards and one touchdown on 29 receptions.

- Gained 186 yards with two touchdowns on 37 carries in OSU's 27-21 upset victory over the top ranked USC Trojans in 2008, earning conference offensive player of the week honors for his performance

- Set a school record with 21 rushing touchdowns as a junior in 2009 and rushed for a career high 1,440 yards, while adding 78 receptions for 522 yards and one touchdown.

PERSONAL

- Rodgers was a standout tailback and safety for Lamar Consolidated High School (Richmond, Tx.) where he earned the nickname "Mr. Touchdown" from his teammates after setting a Texas record for scoring with 136 touchdowns, while his 8,245 career rushing yards were the sixth-highest total in state history.

- Finished his career ranking second all-time in Texas high school annals with 41 100-yard rushing performances, including 21 200-yard games.



VETERAN PLAYERS

- As a senior, rushed for 2,902 yards and 43 touchdowns while leading his Mustangs squad to a 13-2 overall record and their first ever state title.
- Named the inaugural Texas Associated Press Player of the Year and the Texas Sports Writers Association 4A Offensive Player of the Year in his senior season.
- Also garnered several national honors, including first-team EA Sports High School All-American and 2008 Parade All-American, as well as Old Spice Red Zone and Built Ford Tough Player of the Year awards for Texas.
- A Richmond, TX native, family includes his mother Tasha Williams and three siblings.
- Has devoted time to speak about the dangers of drugs at elementary schools in the Richmond area.

2011 GAME-BY-GAME											
		RUSHING					RECEIVING				
DATE	OPP	RUSH	YDS	AVG	LG	TD	REC	YDS	AVG	LG	TD
9/11	@ CHI	2	0	0.0	2	0	3	33	11.0	15	0
9/18	PHI	3	17	5.7	10	0	0	0	0.0	0	0
9/25	@ TB	2	7	3.5	5	0	2	19	9.5	15	0
10/2	@ SEA	6	25	4.2	11	0	1	10	10.0	10	0
10/9	GB	1	11	11.0	11	0	0	0	0.0	0	0
10/16	CAR	1	8	8.0	8	0	1	6	6.0	6	0
10/23	@ DET	1	5	5.0	5	0	3	12	4.0	8	0
11/6	@ IND	10	44	4.4	11	0	1	16	16.0	16	0
11/13	NO	7	30	4.3	13	0	1	8	8.0	8	0
11/20	TEN	2	2	1.0	3	0	0	0	0.0	0	0
11/27	MIN	3	19	6.3	8	0	2	12	6.0	9	0
12/4	@ HOU	1	0	0.0	0	0	1	5	5.0	5	0
12/11	@ CAR	1	4	4.0	4	0	2	39	19.5	31	1
12/15	JAX	8	10	1.3	12	0	1	4	4.0	4	0
12/26	@ NO	1	-1	-1.0	-1	0	2	19	9.5	11	0
1/1	TB	8	24	3.0	12	1	1	5	5.0	5	0
TOTALS		57	205	3.6	13	1	21	188	9.0	31	1
CAREER		57	205	3.6	13	1	21	188	9.0	31	1

2011 POSTSEASON											
		RUSHING					RECEIVING				
DATE	OPP	RSH	YDS	AVG	LG	TD	REC	YDS	AVG	LG	TD
1/8	@ NYG	0	0	0.0	0	0	4	18	4.5	8	0
TOTALS		0	0	0.0	0	0	4	18	4.5	8	0

RODGERS' CAREER OFFENSIVE STATISTICS												
		RUSHING						RECEIVING				
YEAR		GP/GS	ATT	YDS	AVG	LG	TD	REC	YDS	AVG	LG	TD
2011	ATL	16/0	57	205	3.6	13	1	21	188	9.0	31t	1
TOTALS		16/0	57	205	3.6	13	1	21	188	9.0	31t	1



VETERAN PLAYERS



**MATT
RYAN**

QUARTERBACK



PRO BOWL YEARS
2010



2

HT: 6' 4" WT: 217

BIRTHDATE: 5/17/85

NFL EXP: 5

ACQ: D1A-'08

5TH YEAR WITH FALCONS

COLLEGE: BOSTON COLLEGE

TRANSACTIONS

- Selected as a first round (3rd pick overall) draft choice by Atlanta in 2008.

2011 (FALCONS)

- Set Completed 347 of 566 pass attempts (61.3 percent) with 29 touchdown passes, 12 interceptions and a 92.2 passer rating.
- Set a franchise record, throwing for 4,177 yards while also posting career highs with 29 touchdowns and a 92.2 passer rating.
- Eclipsed the 300-yard six times setting a new franchise record for 300-yard games in a single season (QB Jeff George, 3).
- Threw at least one touchdown in each of the final 15 games of the season, tying a career-best streak. Has thrown a touchdown pass in 30 of his last 31 games.
- Threw at least one touchdown in each of the final 15 games of the season, tying a career-best streak. Has thrown a touchdown pass in 30 of his last 31 games.
- Led the Falcons on three game-winning drives in the fourth quarter, including both meeting with the NFC South rival Carolina Panthers.
- Joined QB Dan Marino and QB Joe Flacco as one of three quarterbacks since 1950 post 40-or-more wins in their first four seasons.
- Moved into second place in franchise history in touchdown passes (95) and passing yards (14,238).
- Tallied 319 passing yards by completing 31 of 47 passes @ Chicago (9.11).
- Logged a career-high four touchdown passes vs. Philadelphia (9.18) on 17 of 28 passing for 195 yards.
- Recorded a season-high 330 passing yards @ Tampa Bay (9.25) on 26 of 47 passing with one touchdown.
- Completed 28 of 42 passes (66.7 cmp. pct.) for 291



In 2011, Ryan set franchise records for most passing yards in a season (4,177), most 300-yard games in a season (six), highest career passer rating (88.4) and highest career completion percentage (60.9).

yards with one touchdown @ Seattle (10.2) and added 26 rushing yards on four carries.

- Posted 167 passing yards on 18 of 32 passing with one touchdown and two interceptions vs. Green Bay (10.9).
- Connected on 14 of 22 pass attempts for 163 yards with one score vs. Carolina (10.16) and added three rushing attempts for seven yards and one touchdown. The fourth quarter comeback marked the 15th in his four-year career.
- Registered 218 passing yards on 20 of 34 passing with one touchdown @ Detroit (10.23) and added three carries for two yards and one score.
- Recorded a season-high passer rating of 120.7 @ Indianapolis (11.6) by connecting on 14 of 24 passes for 275 yards with three touchdowns.
- Set career highs in passing yards (351) and attempts (52) while completing 29 passes with two touchdowns vs. New Orleans (11.13).
- Notched 316 passing yards on 22 of 32 passing with one touchdown vs. Tennessee (11.20). His 300-yard passing game marked the first time in his career he posted consecutive 300-yard games.
- Completed a season-high 79.4 percent of his passes by connecting on 27 of 34 attempts for 262 yards and three touchdowns vs. Minnesota (11.27).
- Connected on 20 of 47 pass attempts for 267 yards and one touchdown and added one carry for 10 yards @ Houston (12.4).
- Posted 320 yards on 22 of 38 passing and tied a career high with four touchdowns @ Carolina (12.11). Garnered FedEx Air Player of the Week and NFC Offensive Player of the Week honors for his efforts @ Carolina.



VETERAN PLAYERS

- Recorded a season-high 137.3 passer rating, completing 19 of 26 passes for 224 yards and three touchdowns vs. Jacksonville (12.15).
- Threw for a career-high 373 yards and one touchdown on 34 of 52 passing @ New Orleans (12.26).
- Completed six of nine passes for 106 yards and two touchdowns for a career-high 146.3 passer rating vs. Tampa Bay (1.1).
- Registered 199 passing yards on 24 of 41 passing @ New York (1.8).

CAREER

- Has completed 1,232 of 2,022 pass attempts (60.9 percent) for 14,238 yards with 95 touchdowns, 46 interceptions and an 88.4 passer rating during his career.
- In his four seasons with the Falcons, has led the team to an impressive 26-4 home record as the starter under center.
- In four seasons Ryan has posted a total of 14,238 yards (2008-11) which ranks second in franchise history.
- Since 2008, Ryan's .694 winning percentage ranks fifth in the NFL among quarterbacks with 48-or-more starts. Only Patriots QB Tom Brady (.776), Broncos QB Peyton Manning (.750), Saints QB Drew Brees (.714) and Steelers QB Ben Roethlisberger (.707) have posted a higher winning percentage during that time.
- In 2009, established single-game career-highs in touchdown passes (three vs. Carolina in Week 2 and Buffalo in Week 15), passing yards (329 at San Francisco in Week 5), and longest completion (90-yard touchdown pass at San Francisco in Week 5).
- Earned his first Pro Bowl selection in 2010. In 16 starts, set franchise records with 357 completions on 571 pass attempts. Threw for career-highs with 3,705 yards and 28 touchdowns with a career-best nine interceptions and a 91.0 passer rating.
- With a 31-10 win over the Carolina Panthers in the season finale Ryan tied Hall of Fame QB Dan Marino for the most wins by a quarterback in his first three seasons since the 1970 AFL-NFL merger with 33. In three seasons, Ryan has posted a 33-13 record.
- Registered career-highs in completions (32) and attempts (50) against Baltimore (11/11/10) in addition to adding a season-high 316 passing yards and tying his career-high with three touchdowns.
- Earned FedEx Air Player of the Week honors after throwing for 299 yards on 24 of 33 passing with three touchdowns against Cincinnati (10/11/10). He also posted a season-high 118.1 passer rating.
- In 2010, established single-game career highs in attempts/completions (50/32 vs. Baltimore in Week 10) and completion percentage (85.7 vs. Green Bay in Week 12).
- Earned NFC Offensive Player of the Month honors in November (2010) after completing 106 of 153 pass attempts (69.3 percent) for 1,001 yards, seven touchdowns and zero interceptions in leading the Falcons to a 4-0 record in the month.
- Set a career-high and tied a franchise record with an 85.7 completion percentage after connecting on 24 of 28 passes for 197 yards and one touchdown against Green Bay (11/28).
- Led six game-winning drives in the fourth quarter or later in 2010, including wins at New Orleans (9/26), vs. San Francisco (10/3), vs. Cincinnati (10/24), vs. Baltimore (11/11), vs. Green Bay (11/28) and at Tampa Bay (12/5).
- Ranked third in the NFL in 2010 with a 104.1 passer rating on third down. Also completed 63.3 percent of his passes with 15 touchdowns on third down.
- Named *Associated Press* NFL Offensive Rookie of the Year and *Sporting News* Rookie of the Year after completing 265 of 434 passes for 3,440 yards, 16 touchdowns and 11 interceptions for a 87.7 passer rating in his first season.
- His 3,440 passing yards in 2008 ranked sixth in a single season in team history as he became one of two rookie quarterbacks in NFL history to amass over 3,000 passing yards in his first season (Peyton Manning).
- Became the first rookie quarterback in club history to win 11 games and, along with Baltimore Ravens quarterback Joe Flacco was the first rookie quarterback to start all 16 games and lead their teams to the playoffs.
- Tied with Flacco, for posting the best regular season record ever (since the 1970 merger) by a rookie quarterback who started all 16 games (11-5).
- Became the first player in franchise history to earn NFC Rookie of the Month accolades (October of 2008) while earning conference offensive player of the week honors (9) and Diet Pepsi Rookie of the Week twice (Weeks 6 and 15).
- Posted a streak of nine consecutive 200-yard passing games in 2008 from Weeks 6-15 and recorded eight contests with a 65.0 completion percentage or higher.
- Ranked second in the NFL in yards per completion with a 12.98 average in 2008.
- Helped the Falcons offense break a team record for



VETERAN PLAYERS

the most net yards in a season with 5,779.

- Guided the Falcons offense to the fifth-most points scored in a season in club history with 391 in 2008.

COLLEGE

- Following a stellar career at Boston College, emerged as a Heisman Trophy candidate while earning ACC Player of the Year honors as a senior.
- Ranked eighth in the nation in total offense and established school records for 400-yard passing performances in both a career and a season while tallying 4,507 yards in 2007. His five 400-yard performances in a career broke the school record set by Doug Flutie and his four games with over 400 yards in 2007 also set a Boston College season record.
- Completed 807 of 1,347 passes for 9,313 yards and 56 touchdowns in his Eagle career. His 807 completions and 1,347 attempts established school career-records while his completion percentage of 59.9 ranked third in school annals.
- His 9,313 passing yards placed him third on the Boston College all-time record list behind Doug Flutie and Glenn Foley.
- With his 388 pass completions in 2007, Ryan joined Philip Rivers of North Carolina State and Ben Bennett of Duke as the only quarterbacks in ACC history to complete 300 passes in a season.
- Ryan's 31 touchdown passes in 2007 broke the old school season-record of 27 by Doug Flutie in 1984.
- His career-high 435 yards against Georgia Tech in 2007 rank sixth on the school's game-record passing list.
- With five touchdown passes against Wake Forest in 2007, Ryan finished one shy of tying the school record of six, held by Flutie.
- Of the Division I-A quarterbacks in the draft who started 24 or more games, Ryan won 76.5 percent of his 34 starts.

PERSONAL

- Attended William Penn Charter School in Philadelphia, Pa. and earned All-East honors from *Tom Lemming's Prep Football Report*.
- Captured All-Southeastern Pennsylvania accolades as a senior quarterback in addition to receiving All-

City first-team honors in 2002 and second-team recognition in 2001.

- Threw for more than 1,300 yards with 15 touchdowns and just two interceptions as a senior.
- Captained the school's basketball and baseball teams.
- 2004 recipient of Boston College's Mall Scholar-Athlete Award.

EXTRA POINTS

- Held inaugural Matt Ryan Celebrity - Am Classic to benefit Children's Healthcare of Atlanta at TPC Sugarloaf in June 2011.
- Participated as a celebrity waiter for Coach Smith's second annual Huddle Up for Miracles at Capital Grille to benefit the Children's Miracle Network in June 2010.
- In October 2010, co-hosted a celebrity putt putt event with teammate Coy Wire at Malibu Grand Prix in Duluth to benefit the Make A Wish Foundation of Georgia and Alabama.
- Hosted the 3rd annual Matt Ryan Football camp at Centennial High School in June 2011. Provided area youth the opportunity to learn football fundamentals from some of Ryan's teammates as well as area youth coaches.
- Participated in the Extra Yard partnership program the past (3) seasons and has purchased (40) season tickets and t-shirts for the Metro Atlanta Boys & Girls Club.



VETERAN PLAYERS

RYAN'S CAREER OFFENSIVE STATISTICS

YEAR	GP/GS	ATT	COMP	PCT	YDS	YDS/ATT	TD	INT	LG	SK	LOST	RTG
2008 ATL	16/16	434	265	61.1	3,440	7.7	16	11	70t	17	104	87.7
2009 ATL	14/14	451	263	58.3	2,916	6.5	22	14	90t	19	92	80.9
2010 ATL	16/16	571	357	62.5	3,705	6.4	28	9	46	23	158	91.0
2011 ATL	16/16	566	347	61.3	4,177	7.4	29	12	80	26	173	92.2
TOTALS	62/62	2,025	1,229	60.7	14,218	7.0	95	47	90t	90	527	88.4

RYAN'S CAREER POSTSEASON STATISTICS

YEAR	GP/GS	ATT	COMP	PCT	YDS	YDS/ATT	TD	INT	LG	SK	LOST	RTG
2008 ATL	1/1	40	26	65.0	199	5.0	2	2	28	3	9	72.8
2010 ATL	1/1	29	20	69.0	186	6.4	1	2	22	5	37	69.0
2011 ATL	1/1	41	24	58.5	199	4.9	0	0	21	2	16	71.1
TOTALS	3/3	110	70	63.6	584	5.3	3	4	28	10	62	71.2

RYAN'S BEST GAMES

COMPLETIONS	ATTEMPTS	YARDS	TOUCHDOWNS
34 @ NO (12/26/11)	52, Two times	373 @ NO (12/26/11)	4, Two times
32 vs. BAL (11/11/10)	Last @ NO (12/26/11)	351 vs. NO (11/13/11)	Last @ CAR (12/11/11)
31 @ CHI (9/11/11)	50 vs. BAL (11/11/10)	330 @ TB (9/25/11)	3, Nine Times
		329 @ SF (10/11/09)	Last vs. JAX (12/15/11)
LONG	QB RATING		
90t @ SF (10/11/09)	146.3 vs. TB (1/1/12)		
80t @ IND (11/6/11)	138.4 @ OAK (11/2/08)		
75t @ CAR (12/11/11)	137.3 vs. JAX (12/15/11)		
70t vs. KC (9/21/08)	137.0 vs. DET (9/7/08)		





VETERAN PLAYERS

2011 GAME-BY-GAME																
PASSING													RUSHING			
DATE	OPP	ATT	COM	YDS	PCT	TD	INT	LG	SK	RTG	ATT	YDS	TD			
9/11	@ CHI	47	31	319	66.0	0	1	32	5	76.5	0	0	0			
9/18	PHI	28	17	195	60.7	4	2	32	4	91.5	4	6	0			
9/25	@ TB	47	26	330	55.3	1	1	49	4	75.7	1	12	0			
10/2	@ SEA	42	28	291	66.7	1	0	45	0	94.4	4	26	0			
10/9	GB	32	18	167	56.3	1	2	23	1	55.1	3	9	0			
10/16	CAR	22	14	163	63.6	1	0	34	1	101.1	3	7	1			
10/23	@ DET	34	20	218	58.8	1	2	49	3	63.1	3	2	1			
11/6	@ IND	24	14	275	58.3	3	1	80	1	120.7	2	0	0			
11/13	NO	52	29	351	55.8	2	1	46	1	81.5	1	9	0			
11/20	TEN	32	22	316	68.8	1	0	43	0	110.9	6	3	0			
11/27	MIN	37	24	262	79.4	3	0	27	2	128.2	4	3	0			
12/4	@ HOU	47	20	267	42.6	1	2	26	0	50.6	1	10	0			
12/11	@ CAR	38	22	320	57.9	4	0	75	3	120.5	3	0	0			
12/15	JAX	26	19	224	73.1	3	0	29	1	137.3	0	0	0			
12/26	@ NO	52	34	373	65.4	1	0	40	0	92.9	2	-3	0			
1/1	TB	9	6	106	66.7	2	0	48	0	146.3	0	0	0			
TOTALS		566	347	4,177	61.3	29	12	80t	26	92.2	37	84	2			
CAREER		2,025	1,229	14,218	60.795	4790t	9088.4	168	351	4						

2010 POSTSEASON																
PASSING													RUSHING			
DATE	OPP	ATT	COM	YDS	PCT	TD	INT	LG	SK	RTG	ATT	YDS	TD			
1/8	@ NYG	41	24	199	58.5	0	0	21	2	71.1	3	3	0			
TOTALS		41	24	199	58.5	0	0	21	2	71.1	3	3	0			

2010 GAME-BY-GAME																
PASSING													RUSHING			
DATE	OPP	ATT	COM	YDS	PCT	TD	INT	LG	SK	RTG	ATT	YDS	TD			
9/12	@ PIT	44	27	252	61.4	0	1	23	2	67.6	2	4	0			
9/19	ARI	32	21	225	65.6	3	0	24	1	117.3	6	6	0			
9/26	@ NO	30	19	228	63.3	2	0	34	2	108.8	6	26	0			
10/3	SF	43	26	273	60.5	1	2	34	3	67.3	4	15	0			
10/10	@ CLE	28	16	187	57.1	1	0	45t	2	89.4	5	5	0			
10/17	@ PHI	42	23	250	54.8	2	1	42	3	78.5	1	3	0			
10/24	CIN	33	24	299	72.7	3	1	46	0	118.1	1	5	0			
11/7	TB	36	24	235	66.7	1	0	43	0	94.1	3	5	0			
11/11	BAL	50	32	316	64.0	3	0	33t	2	101.8	1	5	0			
11/21	@ STL	39	26	253	66.7	2	0	26	0	101.8	1	8	0			
11/28	GB	28	24	197	85.7	1	0	21	2	107.9	0	0	0			
12/5	@ TB	36	18	205	50.0	2	2	25	0	62.8	3	-3	0			
12/12	@ CAR	34	20	227	58.8	1	1	46	2	76.5	1	4	0			
12/19	@ SEA	35	20	174	57.1	3	1	24t	1	87.1	6	6	0			
12/27	NO	29	15	148	51.7	1	0	19	1	77.9	4	26	0			
1/2	CAR	32	22	236	68.8	2	0	22	1	110.9	2	7	0			
TOTALS		571	357	3,705	62.5	28	9	46	23	91.0	46	122	0			

2010 POSTSEASON																
PASSING													RUSHING			
DATE	OPP	ATT	COM	YDS	PCT	TD	INT	LG	SK	RTG	ATT	YDS	TD			
1/15	GB	29	20	186	69.0	1	2	22	5	69.0	1	0	0			
TOTALS		29	20	186	69.0	1	2	22	5	69.0	1	0	0			

2009 GAME-BY-GAME																
PASSING													RUSHING			
DATE	OPP	ATT	COM	YDS	PCT	TD	INT	LG	SK	RTG	ATT	YDS	TD			
9/13	MIA	36	22	229	61.1	2	0	22	2	98.0	3	-4	0			
9/20	CAR	27	21	220	77.7	3	1	27	0	122.2	2	3	0			
9/27	@ NE	28	17	199	60.7	0	0	26	0	82.3	1	-1	0			
10/11	@ SF	32	22	329	68.8	2	1	90t	0	110.0	2	31				
10/18	CHI	33	19	185	57.6	2	2	40t	0	68.4	3	8	0			
10/25	@ DAL	35	19	198	54.3	2	30t	4	66.1	1	6	0				
11/2	@ NO	42	19	289	45.2	3	68t	3	46.6	3	9	0				
11/8	WSH	24	17	135	70.8	1	14	3	81.1	5	6	0				
11/15	@ CAR	41	22	224	53.7	2	34	0	57.4	2	4	0				
11/22	@ NYG	46	26	268	56.5	0	28	2	88.0	5	14	0				
11/29	TB	3	2	156	66.0	0	9	1	78.5	0	0	0				
12/6	PHI	INACTIVE														
12/13	NO	INACTIVE														
12/20	@ NYJ	34	16	152	47.1	0	38	0	69.7	2	-20					
12/27	BUF	35	18	250	51.4	0	42t	3	103.3	0	0	0				
1/3	@ TB	35	23	223	65.7	2	32	1	78.6	1	3	0				
TOTALS		451	263	2,916	58.3	22	1490t	19	81.0		30	49	1			

2008 GAME-BY-GAME																
PASSING													RUSHING			
DATE	OPP	ATT	COM	YDS	PCT	TD	INT	LG	SK	RTG	ATT	YDS	TD			
9/7	DET	13	9	161	69.2	1	0	62t	1	137.0	5	-2	0			
9/14	@ TB	33	13	158	39.4	0	2	23	4	29.6	6	10	0			
9/21	KC	18	12	192	66.7	1	0	70t	0	120.6	1	15	0			
9/28	@ CAR	41	21	158	51.2	0	0	23	2	60.8	2	11	0			
10/5	@ GB	26	16	194	61.5	2	1	37	0	94.1	4	16	0			
10/12	CHI	30	22	301	73.3	1	0	47	0	116.1	1	1	0			
10/26	@ PHI	44	23	277	52.3	2	2	55t	2	68.1	1	4	0			
11/2	@ OAK	22	17	220	77.3	2	0	37t	3	138.4	4	1	0			
11/9	NO	23	16	248	69.6	2	0	67t	0	134.0	2	-2	0			
11/16	DEN	33	20	250	60.6	0	1	37	0	71.5	5	18	0			
11/23	CAR	27	17	259	63.0	0	0	69	1	94.5	3	2	0			
11/30	@ SD	23	17	207	73.9	2	0	38	0	130.2	4	-3	0			
12/7	@ NO	33	24	315	72.7	1	1	59	0	99.9	4	13	1			
12/14	TB	23	15	206	65.2	0	2	30	1	57.5	6	19	0			
12/21	@ MIN	24	13	134	54.2	1	0	22	2	84.4	3	2	0			
12/28	STL	21	10	160	47.6	1	2	41	1	49.8	4	-1	0			
TOTALS		434	265	3,440	61.1	16	1170t	17	87.7		55	104	1			

2008 POSTSEASON																
PASSING													RUSHING			
DATE	OPP	ATT	COM	YDS	PCT	TD	INT	LG	SK	RTG	ATT	YDS	TD			
1/3	@ ARZ	40	26	199	65.0	2	2	28	3	72.8	4	6	0			
TOTALS		40	26	199	65.0	2	2	28	3	72.8	4	6	0			



VETERAN PLAYERS



**ASANTE
SAMUEL**

CORNERBACK



PRO BOWL YEARS
2010, 2009, 2008, 2007



22

HT: 5-10 WT: 185 NFL EXP: 10 AQU: TR -'12 (PHI) 1ST YEAR WITH FALCONS

BIRTHDAY: 1/6/1981 COLLEGE: UNIVERSITY OF CENTRAL FLORIDA

TRANSACTIONS

- Originally selected by the New England Patriots in the fourth round (120th overall) of the 2003 NFL Draft.
- Signed by the Philadelphia Eagles as an unrestricted free agent on February 29, 2008.
- Acquired by the Falcons in exchange for an undisclosed draft choice in a trade with the Philadelphia Eagles on April 25, 2011.

2011 (EAGLES)

- Intercepted QB Mark Sanchez in the first quarter vs. NYJ (12/18) to set up an Eagles touchdown.
- Forced and recovered a fumble by Dolphins WR Davone Bess that led to an Eagles field goal at Miami (12/11).
- Intercepted QB John Skelton and returned it 20 yards for a touchdown vs. Arizona (11/13), marking his ninth career INT return for a touchdown.
- Picked off QB Matt Ryan (9/18) at the Georgia Dome. Intercepted Ryan in all three of their career matchups.
- Recorded 38 tackles (32 solo) with three interceptions, 14 passes defended, one forced fumble, one fumble recovery and one touchdown.
- Closed out the 2010 season by tying his season-high with seven tackles (four solo) and added 0.5 sacks and one tackle for loss.

CAREER

- Earned Pro Bowl honors in four consecutive seasons from 2007-2010, longest current streak by an NFL cornerback. Also earned Associated Press second-team All-Pro honors in 2009.
- Since joining the League in 2003, ranks second in interceptions with 45, first in interception returns for touchdowns with nine (including playoffs), and according to Stats Inc., first in passes defended with 143.



Samuel is the only player in NFL history to register at least one INT return for a TD in each of his first six NFL seasons (including postseason).

- Since 2006, he leads the NFL with 39 interceptions.
- Is the NFL's all-time leader with four postseason interception returns for touchdowns.
- His teams are 36-7 overall (.837) when he records an interception (20-2 with NE & 16-5 with Phi.), including a 26-1 record at home (14-0 with NE & 12-1 with PHI).
- Since 2003, leads the NFL with eight interceptions in the fourth quarter of close games, in which his team is winning or losing by seven points or less.
- Has recorded eight multi-interception games in his career and his teams are 8-0 in those games.
- Was a two time Super Bowl Champion with the New England Patriots following the 2003 (XXXVIII) and 2004 (XXXIX) seasons.
- Has intercepted the Manning brothers seven times in his career (Eli four times & Peyton three times), including one from each in the playoffs. Is also the fourth player to pick them both off in the same season and the first player in the NFL to intercept each brother twice.
- Became just the third Eagle ever to post seven-or-more interceptions in back-to-back seasons in 2009 and 2010, joining Bill Bradley (1971-72) and Don Burroughs (1961-62).
- His 10 interceptions in 2006 led the NFL and were the second-highest single-season output in Patriots history behind Ron Hall's 11 in 1964.

COLLEGE

- Recorded 127 tackles (102 solo), with eight interceptions, 38 passes defended, 63 punt returns for 673 yards (10.8 avg.), and 10 kickoff returns for 168 yards (16.8 avg.).



VETERAN PLAYERS

- His 38 career pass breakups set a new school record, breaking the previous record of 34 set by Greg Atterberry (1981-85).
- Provided solid leadership in the secondary as well as on special teams, where he was chosen by his teammates to be a captain.
- As a senior in 2002, earned All Mid-American Conference first-team honors after recording 48 tackles (42 solo) with three tackles for loss and a team-high four interceptions. Also posted a team-high 15 passes defended.
- Was named an All-Independent first-team selection by *Football News* as a junior in 2001. Made 41 tackles, (31 solo) with two interceptions and a team-high 13 passes defended.
- Posted 26 tackles (23 solo) with two interceptions and six passes defended as a sophomore.
- Played in every game at free safety during his freshman season in 1999.
- Ten minutes before his final high school game, he replaced his team's injured starting quarterback and went on to throw two touchdown passes, intercepted two more on defense, and also rushed for 80 yards.
- Also lettered in basketball and baseball and was an all-county selection as a point guard. Led his team in home runs despite his primary position being pitcher.

EXTRA POINTS

- Growing up the son of a single mom, Samuel has been inspired to help other women faced with similar circumstances in life. His foundation, Bring it Home Single Moms, has a primary mission to provide low-income single mothers with the opportunity of affordable home ownership.

PERSONAL

- Has four children, one son A.J. and three daughters, Ashante, Amaya and Aleesa. A.J. plays quarterback and safety for the Lauderhill Lions of a Pop Warner league and his team won the Super Bowl in 2010.
- Was a versatile athlete at Boyd Anderson High School, where he played DB, QB, KR and PR. Earned All-State and All-County honors as a senior DB, tallying 75 tackles and four interceptions. Also saw significant action at QB. As a junior he threw for 1,800 yards and rushed for 500 yards.

SAMUEL'S CAREER DEFENSIVE STATISTICS

YEAR	GP/GS	TK	SO	AST	SK	YDS	INT	YDS	LG	TD	PD	FF	FR	YDS	TD
2003	NE	16/1	36	33	3	0.0	0.0	2	55	55	1	9	0	0	0
2004	NE	13/8	34	32	2	0.0	0.0	1	34	34	1	12	2	0	0
2005	NE	15/15	53	41	12	0.0	0.0	3	15	15	0	18	0	0	0
2006	NE	15/15	62	56	6	0.0	0.0	10	120	33	0	24	1	0	0
2007	NE	16/14	44	42	2	0.0	0.0	6	89	42	1	18	0	0	0
2008	PHI	15/15	40	31	9	0.0	0.0	4	64	50	1	21	0	0	0
2009	PHI	16/16	42	34	8	0.0	0.0	9	117	37	0	10	1	1	0
2010	PHI	11/10	28	26	2	0.0	0.0	7	70	33	0	8	0	1	0
2011	PHI	14/14	38	32	6	0.0	0.0	3	53	20	1	14	1	1	0
TOTAL		131/108	377	327	50	0.0	0.0	45	617	55	5	134	5	3	0



VETERAN PLAYERS



**SHANN
SCHILLINGER**

SAFETY



39

HT: 6' 0" WT: 200 NFL EXP: 3 ACQ: D6-'10 3RD YEAR WITH FALCONS

BIRTHDATE: 5/22/86 COLLEGE: UNIVERSITY OF MONTANA

TRANSACTIONS

- Selected as a sixth round (171st pick overall) draft choice by Atlanta in 2010.

2011 (FALCONS)

- Played in all 16 games as a core member of the Falcons special teams units. Ranked third on the team with 11 special teams tackles behind LB Akeem Dent (19) and WR Eric Weems (12).
- Helped Atlanta field one of the League's best coverage units. The Falcons held opponents to a League-best 4.8 yards per punt return and limited opponents to an average drive start of the 22.5-yard line after kickoffs.
- Logged one tackle on special teams @ Chicago (9.11).
- Tallied one tackle on special teams vs. Philadelphia (9.18).
- Recorded one tackle on special teams @ Tampa Bay (9.25).
- Posted one tackle on special teams @ Seattle (10.2).
- Assisted on two special teams tackles vs. Carolina (10.16).
- Tallied one tackle on special teams @ Detroit (10.23).
- Recorded one tackle on special teams @ Indianapolis (11.6).
- Saw action on special teams vs. New Orleans (11.13).
- Saw action on special teams vs. Tennessee (11.20).
- Saw action on special teams vs. Minnesota (11.27).
- Assisted on one special teams tackle @ Carolina (12.11).
- Recorded two special teams tackles (one solo) vs. Jacksonville (12.15).
- Recorded two tackles (one solo) on special teams @ New York (1.8).

COLLEGE

- Competed in 57 career games and totaled 255 tackles, 19 passes defended and 10 interceptions at Montana.
- Helped Montana in reach the NCAA Division I National Championship game (lost to Villanova) in 2009.
- Was a second-team All-Big Sky selection and the recipient of the Tony Barbour Award for the player who best exemplifies Grizzly football in 2008.

PERSONAL

- Attended Baker High School in Montana and was a two-time all-state selection. His teams combined for a 49-1 overall record.
- As a senior, passed for 1,059 yards with 15 touchdowns and rushed for 650 yards with 14 TDs.
- Was a team captain for the East squad in Montana's annual East-West Shrine Game.

EXTRA POINTS

- In 2010, a participant in the Atlanta Falcons Rookie Club sponsored by UnitedHealthcare of Georgia, this program gives the players the opportunity to take part in several charitable events.



VETERAN PLAYERS

SCHILLINGER'S CAREER DEFENSIVE STATISTICS

YEAR	GP/GS	TK	SO	AST	SK	YDS	INT	YDS	LG	TD	PD	FF	FR	YDS	TD
2011	ATL 15/0	0	0	0	0	0.0	0.0	0	0	0	0	0	0	0	0
2010	ATL 16/0	0	0	0	0	0.0	0.0	0	0	0	0	0	0	0	0
TOTAL	31/0	0	0	0	0.0	0.0	0	0	0	0	0	0	0	0	0

2011 GAME-BY-GAME

DATE	OPP	TK	SO	SK	YDS	INT	YDS	FF	FR	PD
9/11	@ CHI	0	0	0.0	0.0	0	0	0	0	0
9/18	PHI	0	0	0.0	0.0	0	0	0	0	0
9/25	@ TB	0	0	0.0	0.0	0	0	0	0	0
10/2	@ SEA	0	0	0.0	0.0	0	0	0	0	0
10/9	GB	0	0	0.0	0.0	0	0	0	0	0
10/16	CAR	0	0	0.0	0.0	0	0	0	0	0
10/23	@ DET	0	0	0.0	0.0	0	0	0	0	0
11/6	@ IND	0	0	0.0	0.0	0	0	0	0	0
11/13	NO	0	0	0.0	0.0	0	0	0	0	0
11/20	TEN	0	0	0.0	0.0	0	0	0	0	0
11/27	MIN	0	0	0.0	0.0	0	0	0	0	0
12/4	@ HOU	0	0	0.0	0.0	0	0	0	0	0
12/11	@ CAR	0	0	0.0	0.0	0	0	0	0	0
12/15	JAX	0	0	0.0	0.0	0	0	0	0	0
12/26	@ NO	0	0	0.0	0.0	0	0	0	0	0
1/1	TB	0	0	0.0	0.0	0	0	0	0	0
TOTALS		0	0	0.0	0.0	0	0	0	0	0
CAREER		0	0	0.0	0.0	0	0	0	0	0

2011 POSTSEASON

DATE	OPP	TK	SO	SK	YDS	INT	YDS	FF	FR	PD
1/8	@ NYG	0	0	0.0	0.0	0	0	0	0	0
TOTALS		0	0	0.0	0.0	0	0	0	0	0

2010 GAME-BY-GAME


DATE	OPP	TK	SO	SK	YDS	INT	YDS	FF	FR	PD
9/12	PIT	0	0	0.0	0.0	0	0	0	0	0
9/19	ARI	0	0	0.0	0.0	0	0	0	0	0
9/26	@ NO	0	0	0.0	0.0	0	0	0	0	0
10/3	SF	0	0	0.0	0.0	0	0	0	0	0
10/10	@ CLE	0	0	0.0	0.0	0	0	0	0	0
10/17	@ PHI	0	0	0.0	0.0	0	0	0	0	0
10/24	CIN	0	0	0.0	0.0	0	0	0	0	0
11/7	TB	0	0	0.0	0.0	0	0	0	0	0
11/11	BAL	0	0	0.0	0.0	0	0	0	0	0
11/21	@ STL	0	0	0.0	0.0	0	0	0	0	0
11/28	GB	0	0	0.0	0.0	0	0	0	0	0
12/5	@ TB	0	0	0.0	0.0	0	0	0	0	0
12/12	@ CAR	0	0	0.0	0.0	0	0	0	0	0
12/19	@ SEA	0	0	0.0	0.0	0	0	0	0	0
12/27	NO	0	0	0.0	0.0	0	0	0	0	0
1/2	CAR	INJURED RESERVE								
TOTALS		0	0	0.0	0.0	0	0	0	0	0

2010 POSTSEASON

DATE	OPP	TK	SO	SK	YDS	INT	YDS	FF	FR	PD
1/15	GB	INJURED RESERVE								
TOTALS		0	0	0.0	0.0	0	0	0	0	0




VETERAN PLAYERS



**LAWRENCE
SIDBURY**

DEFENSIVE END



90

HT: 6' 3" WT: 261 NFL EXP: 4 ACQ: D4-'09 4TH YEAR WITH FALCONS

BIRTHDATE: 2/6/86 COLLEGE: UNIVERSITY OF RICHMOND

TRANSACTIONS

- Selected as a fourth round (125th pick overall) draft choice by Atlanta in 2009.

2011 (FALCONS)

- Collected Played in all 16 games as a reserve defensive end. Recorded seven tackles (four solo) and tied for second on the team with a career high 4.0 sacks. Also notched four tackles for loss.
- Collected his second career sack @ Chicago (9.11) while adding two solo tackles.
- Logged his second sack of the season (one yard) vs. Green Bay (10.9)
- Logged one assisted tackle on special teams vs. Carolina (10.16).
- Had a career-day, posting two sacks vs. Minnesota (11/27) doubling his total for the season. Pulled down QB Christian Ponder twice in the third quarter and added a pair of tackles.
- Tallied one tackle and one tackle for loss vs. Tampa Bay (1.1).
- Registered one tackle @ New York (1.8).

CAREER

- In three seasons with the Falcons has compiled 11 tackles (eight solo) with 5.0 sacks and one pass defense. Set a career high with 4.0 sacks in 2011.
- Competed in all 16 games as a rookie, and totaled four tackles, one sack, one fumble recovery and one touchdown.
- Logged three tackles, including his first career sack (four yards) against Philadelphia (12/6/10).
- Posted one tackle against Buffalo (12/27/10) and added one fumble recovery, which he returned 11 yards for his first career touchdown.

COLLEGE

- Started 31 of 52 games at Richmond and recorded 145 tackles (71 solo), 20.5 sacks, 38 tackles for loss, four forced fumbles, two fumble recoveries and four passes defended.
- His 20.5 sacks rank fourth in school history and his 11.5 quarterback takedowns in 2008 placed him third on the school's single-season record list.
- Set the NCAA record for the most sacks in a play-off game against Montana in a 2008 FCS title game (four) victory.

PERSONAL

- A member of the Washington, D.C. Golden 11 team and played in the Prince Georges County All-Star Game.
- Attended Oxon Hill High School and earned all-state, all-metro, all-county and all-league honors as a senior. Served as a team captain in his final two seasons.
- Received academic accolades and was an honor roll student as part of the science and tech program.

EXTRA POINTS

- Spoke to the incoming 2010 rookies at the 2nd annual Atlanta Falcons Rookie Club Kickoff Dinner Presented by UnitedHealthcare of Georgia about the importance of giving back to the community and participating in all of the Rookie Club community initiatives.
- Participated in NFL Network's Keep Gym in School event at Camp Creek Middle School in Atlanta in September 2010.
- In November 2010, visited the Georgia Aquarium and participated in fish arts & crafts with disabled children from Challenged Child & Friends in Gainesville.



VETERAN PLAYERS

SIDBURY'S CAREER DEFENSIVE STATISTICS

YEAR	GP/GS	TK	SO	AST	SK	YDS	INT	YDS	LG	TD	PD	FF	FR	YDS	TD
2009	ATL	16/0	4	4	0	1.0	4.0	0	0	0	0	0	1	11	1
2010	ATL	6/0	0	0	0	0.0	0.0	0	0	0	0	0	0	0	0
2011	ATL	16/0	7	4	3	4.0	16.0	0	0	0	0	0	0	0	0
TOTAL		38/0	11	8	3	5.0	20.0	0	0	0	0	0	1	11	1

2011 GAME-BY-GAME

DATE	OPP	TK	SO	SK	YDS	INT	YDS	FF	FR	PD
9/11	@ CHI	2	2	1.0	2.0	0	0	0	0	0
9/18	PHI	0	0	0.0	0.0	0	0	0	0	0
9/25	@ TB	1	0	0.0	0.0	0	0	0	0	0
10/2	@ SEA	0	0	0.0	0.0	0	0	0	0	0
10/9	GB	0	0	1.0	1.0	0	0	0	0	0
10/16	CAR	0	0	0.0	0.0	0	0	0	0	0
10/23	@ DET	0	0	0.0	0.0	0	0	0	0	0
11/6	@ IND	0	0	0.0	0.0	0	0	0	0	0
11/13	NO	0	0	0.0	0.0	0	0	0	0	0
11/20	TEN	0	0	0.0	0.0	0	0	0	0	0
11/27	MIN	1	0	2.0	13.0	0	0	0	0	0
12/4	@ HOU	0	0	0.0	0.0	0	0	0	0	0
12/11	@ CAR	1	1	0.0	0.0	0	0	0	0	0
12/15	JAX	0	0	0.0	0.0	0	0	0	0	0
12/26	@ NO	1	0	0.0	0.0	0	0	0	0	0
1/1	TB	1	1	0.0	0.0	0	0	0	0	0
TOTALS		7	4	4.0	16.0	0	0	0	0	0
CAREER		11	8	5.0	20.0	0	0	0	0	1

2011 POSTSEASON

DATE	OPP	TK	SO	SK	YDS	INT	YDS	FF	FR	PD
1/8	@ NYG	1	1	0.0	0.0	0	0	0	0	0
TOTALS		1	1	0.0	0.0	0	0	0	0	0

2010 GAME-BY-GAME

DATE	OPP	TK	SO	SK	YDS	INT	YDS	FF	FR	PD
9/12	PIT	0	0	0.0	0.0	0	0	0	0	0
9/19	ARI	0	0	0.0	0.0	0	0	0	0	0
9/26	@ NO	0	0	0.0	0.0	0	0	0	0	0
10/3	SF	0	0	0.0	0.0	0	0	0	0	0
10/10	@ CLE	INACTIVE								
10/17	@ PHI	INACTIVE								
10/24	CIN	0	0	0.0	0.0	0	0	0	0	0
11/7	TB	INACTIVE								
11/11	BAL	INACTIVE								
11/21	@ STL	00	0.0	0.0	0	0	0	0	0	0
11/28	GB	INACTIVE								
12/5	@ TB	INACTIVE								
12/12	@ CAR	INACTIVE								
12/19	@ SEA	INACTIVE								
12/27	NO	INACTIVE								
1/2	CAR	INACTIVE								
TOTALS		0	0	0.0	0.0	0	0	0	0	0

2010 POSTSEASON

DATE	OPP	TK	SO	SK	YDS	INT	YDS	FF	FR	PD
1/15	GB	INACTIVE								
TOTALS		0	0	0.0	0.0	0	0	0	0	0

2009 GAME-BY-GAME

DATE	OPP	TK	SO	SK	YDS	INT	YDS	FF	FR	PD
9/13	MIA	0	0	0.0	0.0	0	0	0	0	0
9/20	CAR	0	0	0.0	0.0	0	0	0	0	0
9/27	@ NE	0	0	0.0	0.0	0	0	0	0	0
10/11	@ SF	0	0	0.0	0.0	0	0	0	0	0
10/18	CHI	0	0	0.0	0.0	0	0	0	0	0
10/25	@ DAL	0	0	0.0	0.0	0	0	0	0	0
11/2	@ NO	0	0	0.0	0.0	0	0	0	0	0
11/8	WSH	0	0	0.0	0.0	0	0	0	0	0
11/15	@ CAR	0	0	0.0	0.0	0	0	0	0	0
11/22	@ NYG	0	0	0.0	0.0	0	0	0	0	0
11/29	TB	0	0	0.0	0.0	0	0	0	0	0
12/6	PHI	3	3	1.0	4.0	0	0	0	0	0
12/13	NO	0	0	0.0	0.0	0	0	0	0	0
12/20	@ NYJ	1	1	0.0	0.0	0	0	0	0	0
12/27	BUF	0	0	0.0	0.0	0	0	0	1	0
1/3	@ TBO	0	0.0	0.0	0	0	0	0	0	0
TOTALS		4	4	1.0	4.0	0	0	0	1	0



VETERAN PLAYERS



**ANTONE
SMITH**

RUNNING BACK



35

HT: 5' 9" WT: 192 NFL EXP: 3 ACQ: FA-'09 3RD YEAR WITH FALCONS

BIRTHDATE: 9/17/85 COLLEGE: FLORIDA STATE UNIVERSITY

TRANSACTIONS

- Originally signed as an undrafted rookie free agent by the Detroit Lions on May 8, 2009.
- Released by the Lions in July of '09 and was signed by Minnesota on August 5. Was released by the Vikings following training camp and was signed to Houston's practice squad on Sept. 24.
- Was signed to the Atlanta practice squad on October 21, 2009.

2011 (FALCONS)

- Saw action in 12 games primarily on special teams. Recorded seven special teams tackles and helped the Falcons post one of the NFL's best coverage units.
- The Falcons held opponents to a League-best 4.8 yards per punt return and limited opponents to an average drive start of the 22.5-yard line after kick-offs.
- Inactive vs. Philadelphia (9.18).
- Saw action on special teams @ Tampa Bay (9.25).
- Saw action on special teams @ Seattle (10.2).
- Inactive vs. Green Bay (10.9).
- Saw action vs. Carolina (10.16).
- Logged one tackle on special teams @ Detroit (10.23).
- Inactive @ Indianapolis (11.6).
- Notched one tackle on special teams vs. New Orleans (11.13).
- Posted one tackle on special teams vs. Tennessee (11.20).
- Collared one tackle on special teams vs. Minnesota (11.27).
- Registered two tackles on special teams @ Houston (12.4).
- Saw action on special teams @ Carolina (12.11).
- Saw action vs. Jacksonville (12.15).
- Saw action on special teams @ New Orleans (12.26).
- Notched one special teams tackle vs. Tampa Bay (1.1).
- Returned one kickoff for 15 yards @ New York (1.8).

CAREER

- Saw action in nine games in 2010 and contributed with two special teams tackles.

COLLEGE

- Totaled 2,065 rushing yards and 23 touchdowns throughout his career at Florida State and was named a 2008 honorable mention All-ACC pick.

PERSONAL

- Attended Pahokee High School and led his team to the state championship as a senior.
- Was a *Parade* All-America selection and the Old Spice National Player of the Year.



VETERAN PLAYERS

2011 GAME-BY-GAME											
		RUSHING					RECEIVING				
DATE	OPP	RUSH	YDS	AVG	LG	TD	REC	YDS	AVG	LG	TD
9/11	@ CHI						INACTIVE				
9/18	PHI						INACTIVE				
9/25	@ TB	0	0	0.0	0	0	0	0	0.0	0	0
10/2	@ SEA	0	0	0.0	0	0	0	0	0.0	0	0
10/9	GB						INACTIVE				
10/16	CAR	0	0	0.0	0	0	0	0	0.0	0	0
10/23	@ DET	0	0	0.0	0	0	0	0	0.0	0	0
11/6	@ IND						INACTIVE				
11/13	NO	0	0	0.0	0	0	0	0	0.0	0	0
11/20	TEN	0	0	0.0	0	0	0	0	0.0	0	0
11/27	MIN	0	0	0.0	0	0	0	0	0.0	0	0
12/4	@ HOU	0	0	0.0	0	0	0	0	0.0	0	0
12/11	@ CAR	0	0	0.0	0	0	0	0	0.0	0	0
12/15	JAX	0	0	0.0	0	0	0	0	0.0	0	0
12/26	@ NO	0	0	0.0	0	0	0	0	0.0	0	0
1/1	TB	0	0	0.0	0	0	0	0	0.0	0	0
TOTALS		0	0	0.0	0	0	0	0	0.0	0	0
CAREER		0	0	0.0	0	0	0	0	0.0	0	0


2011 POSTSEASON											
		RECEIVING					RUSHING				
DATE	OPP	REC	YDS	AVG	LG	TD	RSH	YDS	AVG	LG	TD
1/8	@ NYG	0	0	0.0	0	0	0	0	0.0	0	0
TOTALS		0	0	0.0	0	0	0	0	0.0	0	0

2010 GAME-BY-GAME											
		RECEIVING					RUSHING				
DATE	OPP	REC	YDS	AVG	LG	TD	RSH	YDS	AVG	LG	TD
9/12	@ PIT						INACTIVE				
9/19	ARI						INACTIVE				
9/26	@ NO	0	0	0.0	0	0	0	0	0.0	0	0
10/3	SF	0	0	0.0	0	0	0	0	0.0	0	0
10/10	RI	3 1/2	0	0.0	0	0	0	0.0	0	0	
10/17	@ PHI	0	0	0.0	0	0	0	0	0.0	0	0
10/24	99 1/4						INACTIVE				
11/7	TB	0	0	0.0	0	0	0	0	0.0	0	0
11/11	BAL	0	0	0.0	0	0	0	0	0.0	0	0
11/21	@ STL	0	0	0.0	0	0	0	0	0.0	0	0
11/28	GB						INACTIVE				
12/5	@ TB						INACTIVE				
12/12	@ CAR	0	0	0.0	0	0	0	0	0.0	0	0
12/19	@ SEA						INACTIVE				
12/27	NO						INACTIVE				
1/2	CAR	0	0	0.0	0	0	0	0	0.0	0	0
TOTALS		0	0	0.0	0	0	0	0	0.0	0	0

2010 POSTSEASON											
		RECEIVING					RUSHING				
DATE	OPP	REC	YDS	AVG	LG	TD	RSH	YDS	AVG	LG	TD
1/15	GB	0	0	0.0	0	0	0	0	0.0	0	0
TOTALS		0	0	0.0	0	0	0	0	0.0	0	0




VETERAN PLAYERS



**JASON
SNELLING**

RUNNING BACK



44

HT: 5' 11" WT: 234 NFL EXP: 6 ACQ: D7-'07 6TH YEAR WITH FALCONS

BIRTHDATE: 12/29/83 COLLEGE: UNIVERSITY OF VIRGINIA

TRANSACTIONS

- Originally selected as a seventh round (244th pick overall) draft choice by Atlanta in 2007.

- Signed by Atlanta as a free agent on August 7, 2011.

2011 (FALCONS)

- Logged 44 carries for 151 yards and added 26 receptions for 179 yards with one touchdown in 15 games.
- Recorded 32 receiving yards on five catches @ Chicago (9.11), while adding two carries for 10 yards on the ground.
- Hauled in one catch for eight yards vs. Philadelphia (9.18).
- Posted two catches for three yards @ Tampa Bay (9.25) before leaving with an injury (head).
- Inactive @ Seattle (10.2).
- Tallied two receptions for 21 yards vs. Green Bay (10.9) and added one rush for two yards.
- Logged 12 rushing yards on three carries and added one reception for seven yards vs. Carolina (10.16), and assisted on one special teams tackle.
- Hauled in one catch for 18 yards @ Detroit (10.23).
- Saw action at fullback and running back @ Indianapolis (11.6) and tallied eight carries for 15 yards.
- Registered two grabs for 25 yards with one touchdown vs. New Orleans (11.13).
- Notched 11 rushing yards on seven carries and added one catch for four yards vs. Tennessee (11.20)
- Recorded one catch for four yards and added three carries for seven yards vs. Minnesota (11.27).
- Logged two carries for 16 yards @ Houston (12.4).
- Recorded six yards on three carries and added one reception @ Carolina (12.11).

- Posted five carries for 22 yards, including a long of 11 yards, and added four receptions for 26 yards vs. Jacksonville (12.15).

- Hauled in four catches for 28 yards, including a long of 16 yards, @ New Orleans (12.26).

- Logged nine carries for 50 yards, including a long of 18 yards, and added one reception for four yards vs. Tampa Bay (1.1).

- Registered two carries for seven yards and added two receptions for nine yards @ New York (1.8).

CAREER

- In five seasons with the Falcons, has totaled 300 carries for 1,192 yards with seven rushing touchdowns and 107 receptions for 827 yards and five receiving touchdowns.
- Competed in 14 games totaling 87 carries for 324 yards with two touchdowns and 44 receptions for 303 yards and three scores in 2010.
- Earned NFC Offensive Player of the Week honors after posting a career-high 186 all-purpose yards against Arizona (9/19/10). Snelling scored two rushing TDs and one receiving touchdown while racking up 129 yards on 24 carries and 57 yards on five receptions.
- Set a career-high with 147 rushing yards in the 2009 season finale against Tampa Bay (1/3/10).

COLLEGE

- In his 267 career rushing attempts at Virginia, was only stopped behind the line of scrimmage 15 times, while 81 of his carries produced first downs.
- Had key rushing attempts that set up 21 touchdown drives and 11 more that resulted in field goals.
- 34 of 75 receptions were good for first downs.
- His average of 5.3 yards per rush ranked fifth on the school's all-time rushing record list when he graduated, topped only by John Papit (1947-50), Terry Kirby (1989-92), Barry Word (1982-85) and Nikki Fisher (1988-91).



VETERAN PLAYERS

- His 325 rushing yards in 2005 were the most by a Virginia fullback in a season since Charles Way totaled 517 yards in 1994.
- Super Sleeper Team and All-Atlantic Coast Conference second-team selection by *The NFL Draft Report* in 2006.
- His 325 yards in 2005 led ACC fullbacks and were the most by a Virginia fullback in a season since 1994.

PERSONAL

- Attended L.C. Bird High School (Richmond, Va.).
- Four-time all-district tailback and was named to the all-region team three times.
- Gained over 3,300 yards rushing during his career, including 1,444 yards and 14 touchdowns during his senior season.
- Graduated in May 2006 with a degree in Anthropology.

EXTRA POINTS

- Served as the keynote speaker for the Epilepsy Foundation's Taste of Love gala at the Ritz Carlton in Buckhead in February 2010 and attended to show his support in February 2011.
- During the 2010 holiday season, treated four underprivileged families from the Hall County Boys & Girls Club to a special night at Dave & Buster's at Discover Mills Mall in Lawrenceville.

SNELLING'S CAREER OFFENSIVE STATISTICS

		RUSHING						RECEIVING				
YEAR	GP/GS	ATT	YDS	AVG	LG	TD	REC	YDS	AVG	LG	TD	
2007 ATL	7/0	13	43	3.3	17	1	0	0	0.0	0	0	
2008 ATL	16/1	15	62	4.1	13	0	8	89	11.1	27	0	
2009 ATL	14/2	142	613	4.3	31	4	30	259	8.6	38	1	
2010 ATL	14/0	87	324	3.7	30	2	44	303	6.9	28t	3	
TOTALS	51/3	256	1,041	4.0	31	7	82	648	7.9	38	4	

SNELLING'S CAREER POSTSEASON STATISTICS

		RUSHING						RECEIVING				
YEAR	GP/GS	ATT	YDS	AVG	LG	TD	REC	YDS	AVG	LG	TD	
2008 ATL	1/0	0	0	0.0	0	0	0	0	0.0	0	0	
2010 ATL	1/0	1	1	1.0	1	0	2	6	3.0	4	0	
TOTALS	1/0	1	1	1.0	1	0	2	6	3.0	4	0	

- Additional Statistics: Contributed with two special teams stops in 2007, led the Falcons with 19 special teams tackles in 2008 and posted two special teams stops in 2009.



VETERAN PLAYERS

2011 GAME-BY-GAME												
		RUSHING					RECEIVING					
DATE	OPP	RUSH	YDS	AVG	LG	TD	REC	YDS	AVG	LG	TD	
9/11	@ CHI	2	10	5.0	9	0	5	32	6.4	10	0	
9/18	PHI	0	0	0.0	0	0	1	8	8.0	8	0	
9/25	@ TB	0	0	0.0	0	0	2	3	1.5	6	0	
10/2	@ SEA	INACTIVE										
10/9	GB	1	2	2.0	2	0	2	21	10.5	17	0	
10/16	CAR	3	12	4.0	8	0	1	7	7.0	7	0	
10/23	@ DET	0	0	0.0	0	0	1	18	18.0	18	0	
11/6	@ IND	8	15	1.9	6	0	0	0	0.0	0	0	
11/13	NO	1	0	0.0	0	0	1	25	12.5	21	1	
11/20	TEN	7	11	1.6	4	0	1	4	4.0	4	0	
11/27	MIN	3	7	2.3	3	0	1	4	4.0	4	0	
12/4	@ HOU	2	16	8.0	10	0	0	0	0.0	0	0	
12/11	@ CAR	3	6	2.0	2	0	1	-1	-1.0	-1	0	
12/15	JAX	5	22	4.4	11	0	4	26	6.5	7	0	
12/26	@ NO	0	0	0.0	0	0	4	28	7.0	16	0	
1/1	TB	9	50	5.6	18	0	1	4	4.0	4	0	
TOTALS		44	151	3.4	18	0	26	179	6.9	21	1	
CAREER		300	1,192	4.0	31	7	107	827	7.7	38	5	

2011 POSTSEASON												
		RUSHING					RECEIVING					
DATE	OPP	RSH	YDS	AVG	LG	TD	REC	YDS	AVG	LG	TD	
1/8	@ NYG	2	7	3.5	6	0	2	9	4.5	6	0	
TOTALS		2	7	3.5	6	0	2	9	4.5	6	0	

2010 GAME-BY-GAME												
		RECEIVING					RUSHING					
DATE	OPP	REC	YDS	AVG	LG	TD	RSH	YDS	AVG	LG	TD	
9/12	@ PIT	1	4	4.0	4	0	2	4	2.0	3	0	
9/19	ARI	5	57	11.4	19	1	24	129	5.4	30	2	
9/26	@ NO	1	8	8.0	8	0	14	62	4.4	17	0	
10/3	SF	2	5	2.5	3	0	7	31	4.4	8	0	
10/10	@ CLE	2	2	1.0	2	0	6	18	3.0	9	0	
10/17	@ PHI	2	10	5.0	7	0	3	17	5.7	9	0	
10/24	CIN	4	15	3.8	9	0	5	4	0.8	4	0	
11/7	TB	5	24	4.8	9	0	5	15	3.0	10	0	
11/11	BAL	6	56	9.3	28	1	3	11	3.7	5	0	
11/21	@ STL	3	26	8.7	15	0	1	2	2.0	2	0	
11/28	GB	4	32	8.0	12	0	4	7	1.8	6	0	
12/5	@ TB	INACTIVE										
12/12	@ CAR	INACTIVE										
12/19	@ SEA	4	15	3.8	7	1	4	6	1.5	4	0	
12/27	NO	2	20	10.0	11	0	1	1	1.0	1	0	
1/2	CAR	3	26	8.7	15	0	8	17	2.1	9	0	
TOTALS		44	303	6.9	28	3	87	324	3.7	30	2	

2010 POSTSEASON												
		RECEIVING					RUSHING					
DATE	OPP	REC	YDS	AVG	LG	TD	RSH	YDS	AVG	LG	TD	
1/15	GB	2	6	3.0	4	0	1	1	1.0	1	0	
TOTALS		2	6	3.0	4	0	1	1	1.0	1	0	

2009 GAME-BY-GAME												
		RUSHING					RECEIVING					
DATE	OPP	RUSH	YDS	AVG	LG	TD	REC	YDS	AVG	LG	TD	
9/13	MIA	0	0	0.0	0	0	2	2	1.0	2	0	
9/20	CAR	6	37	6.2	20	0	1	10	10.0	10	1	
9/27	@ NE	1	3	3.0	3	0	3	41	13.7	21	0	
10/11	@ SF	2	5	2.5	3	0	3	15	5.0	6	0	
10/18	CHI	3	9	3.0	6	0	2	22	11.0	13	0	
10/25	@ DAL	7	68	9.7	31	0	1	10	10.0	10	0	
11/2	@ NO	INACTIVE										
11/8	WSH	INACTIVE										
11/15	@ CAR	18	61	3.4	11	1	3	32	10.7	19	0	
11/22	@ NYG	25	76	3.0	13	2	3	13	4.3	7	0	
11/29	TB	4	8	2.0	3	0	0	0	0.0	0	0	
12/6	PHI	10	35	3.5	10	0	2	17	8.5	12	0	
12/13	NO	10	37	3.7	7	1	4	65	16.3	38	0	
12/20	@ NYJ	16	59	3.7	20	0	3	5	1.7	3	0	
12/27	BUF	15	68	4.5	17	0	1	6	6.0	6	0	
1/3	@ TB	25	147	5.9	22	0	3	21	7.0	9	0	
TOTALS		142	613	4.3	31	4	30	259	8.6	38	1	

2008 GAME-BY-GAME												
		RUSHING					RECEIVING					
DATE	OPP	RUSH	YDS	AVG	LG	TD	REC	YDS	AVG	LG	TD	
9/7	DET	0	0	0.0	0	0	0	0	0.0	0	0	
9/14	@ TB	0	0	0.0	0	0	0	0	0.0	0	0	
9/21	KC	0	0	0.0	0	0	0	0	0.0	0	0	
9/28	@ CAR	0	0	0.0	0	0	1	11	11.0	11	0	
10/5	@ GB	0	0	0.0	0	0	0	0	0.0	0	0	
10/12	CHI	0	0	0.0	0	0	0	0	0.0	0	0	
10/26	@ PHI	0	0	0.0	0	0	2	20	10.0	18	0	
11/2	@ OAK	8	47	5.9	13	0	1	12	12.0	12	0	
11/9	NO	0	0	0.0	0	0	0	0	0.0	0	0	
11/16	DEN	1	-3	-3.0	-3	0	1	2	2.0	2	0	
11/23	CAR	0	0	0.0	0	0	2	31	15.5	27	0	
11/30	@ SD	1	1	1.0	1	0	0	0	0.0	0	0	
12/7	@ NO	2	5	2.5	3	0	0	0	0.0	0	0	
12/14	TB	0	0	0.0	0	0	0	0	0.0	0	0	
12/21	@ MIN	3	12	4.0	8	0	1	13	13.0	13	0	
12/28	STL	0	0	0.0	0	0	0	0	0.0	0	0	
TOTALS		15	62	4.1	13	0	8	89	11.1	27	0	

2008 POSTSEASON												
		RUSHING					RECEIVING					
DATE	OPP	RUSH	YDS	AVG	LG	TD	REC	YDS	AVG	LG	TD	
1/3	@ ARZ	0	0	0.0	0	0	0	0	0.0	0	0	
TOTALS		0	0	0.0	0	0	0	0	0.0	0	0	

2007 GAME-BY-GAME												
		RUSHING					RECEIVING					
DATE	OPP	RUSH	YDS	AVG	LG	TD	REC	YDS	AVG	LG	TD	
9/9	@ MIN	PRACTICE SQUAD										
9/16	@ JAX	PRACTICE SQUAD										
9/23	CAR	PRACTICE SQUAD										
9/30	HOU	PRACTICE SQUAD										
10/7	@ TEN	PRACTICE SQUAD										
10/15	NYG	PRACTICE SQUAD										
10/21	@ NO	PRACTICE SQUAD										
11/4	SF	PRACTICE SQUAD										
11/11	@ CAR	PRACTICE SQUAD										
11/18	TB	2	13	6.5	7	0	0	0	0.0	0	0	
11/22	IND	4	6	1.5	3	0	0	0	0.0	0	0	
12/2	@ STL	0	0	0.0	0	0	0	0	0.0	0	0	
12/10	NO	3	9	3.0	4	0	0	0	0.0	0	0	
12/16	@ TB	1	-1	-1.0	-1	0	0	0	0.0	0	0	
12/23	@ ARZ	2	18	9.0	17	1	0	0	0.0	0	0	
12/30	SEA	1	-2	-2.0	-2	0	0	0	0.0	0	0	
TOTALS		13	43	3.3	17	1	0	0	0.0	0	0	



VETERAN PLAYERS



**WILL
SVITEK**

OFFENSIVE TACKLE



74

HT: 6' 6"

WT: 308

NFL EXP: 6

ACQ: FA-'09

3RD YEAR WITH FALCONS

BIRTHDATE: 1/8/82

COLLEGE: STANFORD UNIVERSITY

TRANSACTIONS

- Originally selected as a sixth-round (187th overall) draft choice by the Kansas City Chiefs in 2005.
- Released by the Chiefs on August 30, 2008.
- Signed by Atlanta as a free agent on February 12, 2009.

2011 (FALCONS)

- Played in all 16, including 10 starts at left tackle. Took over the starting role at left tackle for an injured T Sam Baker @ Detroit (10/23).
- Protected QB Matt Ryan's blindside as the signal caller threw for a franchise record 4,177 yards while adding 29 touchdown passes.
- According to *Stats Inc.*, allowed 1.5 sacks in 376 pass attempts as a starter.
- Saw action on offense and special teams @ Chicago (9.11).
- Saw action vs. Philadelphia (9.18).
- Saw action @ Tampa Bay (9.25).
- Saw action @ Seattle (10.2).
- Saw action vs. Green Bay (10.9).
- Saw action vs. Carolina (10.16).
- Started at left tackle @ Detroit (10.23).
- Started at left tackle @ Indianapolis (11.6) for an offense that produced 432 total yards and allowed just one sack.
- Started at left tackle for an offense that amassed 481 total offensive yards vs. New Orleans (11.13).
- Started at left tackle for an offense that did not allow a sack vs. Tennessee (11.20) on 32 pass attempts.
- Started at left tackle and did not allow a sack on 34 pass attempts vs. Minnesota (11.27).
- Started at left tackle on an offensive line that did not allow a sack @ Houston (12.4).

- Protected for QB Matt Ryan, who threw for 320 yards and four touchdowns @ Carolina (12.11).
- Part of an offensive line that protected for QB Matt Ryan, who recorded a season-high passer rating of 137.3 vs. Jacksonville (12.15).
- Member of an offensive line that did not allow a sack @ New Orleans (12.26).
- Helped pave the way for RB Michael Turner, who ran for 172 yards and two touchdowns vs. Tampa Bay (1.1).
- Notched his first career playoff start @ New York (1.8).

COLLEGE

- Played in 38 games at defensive end (18 starts) for Stanford and recorded 60 tackles (35 solo), 4.5 tackles for loss, 2.0 sacks, one forced fumble and one interception.
- Competed at tight end as a sophomore, including time at defensive end. Competed in nine games as a senior and recorded a career-high 30 tackles.

PERSONAL

- Attended Newbury Park High School in Newbury Park, California and was a three-sport athlete.
- Registered 87 tackles, 9.0 sacks and five forced fumbles as a defensive end and caught 48 passes for 624 yards and four touchdowns as a senior tight end.
- Earned honorable mention All-America honors from *USA Today* as a senior
- Named all-county and All-CIF as a defensive end and second-team all-state honors at tight end.
- Was a two-time National Decathlon Champion.
- Traveled to the Middle East for the 2009 Super Bowl with the NFL in an effort to boost morale with the troops.
- Attended Harvard Business School in 2008 as part of the NFL Executive Education Program.



VETERAN PLAYERS


EXTRA POINTS

- Strong supporter of the local military. Has taken part in a large number of military events thanking soldiers for their service and dedication.
- Visited Fort Gordon in June 2010 with several teammates. The players took Blackhawk helicopters to visit the fort, toured the base and had lunch with wounded warriors.

SVITEK'S CAREER GAMES PLAYED/STARTED					
2011	2010	2009	2007	2006	2005
ATL	ATL	ATL	KC	KC	KC
16/10	16/0	13/2	13/4	2/0	1/0
TOTAL	61/16				




VETERAN PLAYERS




**MICHAEL
TURNER**

RUNNING BACK



PRO BOWL YEARS
2010, 2008



33

HT: 5' 10" WT: 247 NFL EXP: 9 ACQ: UFA-'08 (SD) 5TH YEAR WITH FALCONS

BIRTHDATE: 2/13/82 COLLEGE: NORTHERN ILLINOIS UNIVERSITY

TRANSACTIONS

- Originally selected in the fifth round (154th overall) by the San Diego Chargers in the 2004 NFL Draft.
- Signed by the Falcons as an unrestricted free agent on March 2, 2008.

2011 (FALCONS)

- Played in all 16 games with 15 starts. Ran for an NFC-best 1,340 yards on 301 carries with 10 touchdowns. Also added 17 receptions for 168 yards.
- Broke RB Gerald Riggs franchise record for career touchdowns with his 49th and 50th touchdowns as a Falcon in the 2011 season finale.
- Became just the fifth Falcon running back to record more than 5,000 career yards (5,281), trails Riggs (6,631), William Andrews (5,986), Warrick Dunn (5,981) and Jamal Anderson (5,336) for the franchise's all-time lead.
- Notched three multi-touchdown games in 2011. Has posted nine multi-touchdown games in his career, all of which came with the Falcons.
- Became the first running back in franchise history to post four consecutive seasons with 10-or-more touchdowns after running for 11 in 2011.
- Produced 140 total yards of offense @ Chicago (9.11) after recording 100 rushing yards on 10 carries and 40 receiving yards on three grabs.
- Recorded his 21st 100-yard rushing game as a Falcon vs. Philadelphia (9.18) by posting 114 rushing yards on 21 carries with one touchdown. He added one reception for 32 yards in the passing game.
- Posted 26 carries for 70 yards with a season-high two touchdowns on the ground @ Seattle (10.2) and added two receptions for 18 yards.
- Logged 56 rushing yards on 16 carries with one touchdown vs. Green Bay (10.9).
- Amassed a season-high 139 rushing yards on 27 carries with two touchdowns vs. Carolina (10.16) and added one catch for eight yards.



In 2011, Turner set a franchise record for the most career rushing touchdowns with 50 and tied RB Gerald Riggs club record with his 25th 100-yard game.

- Recorded his fourth 100-yard rushing game of the season by posting 122 yards on 27 carries @ Detroit (10.23).
- Registered 71 rushing yards on 19 carries with one score @ Indianapolis (11.6) and added one reception for seven yards.
- Notched 96 rushing yards on 22 carries vs. New Orleans (11.13).
- Tallied 100 rushing yards on 21 carries with one touchdown vs. Tennessee (11.20)
- Notched 60 yards on 19 carries vs. Minnesota (11.27) and added one reception for four yards.
- Recorded 76 yards on 21 carries @ Carolina (12.11) and eclipsed the 1,000-yard rushing mark for the third time in four seasons as a Falcon.
- Logged 61 yards and one touchdown on 19 carries and added two receptions for four yards vs. Jacksonville (12.15).
- Registered 39 yards on 11 carries and added four receptions for 36 yards @ New Orleans (12.26).
- Rushed for a season-high 172 yards and two touchdowns on 17 carries while becoming the franchise's all-time rushing touchdown leader vs. Tampa Bay (1.1). His 172 rushing yards marked the 25th time he eclipsed the 100-yard mark as a Falcon, tying him with Gerald Riggs for the most 100-yard rushing games in franchise history.

CAREER

- In 118 career games (58 starts), has totaled 1,417 carries for 6,538 yards (4.5 avg.), 56 touchdowns and a career long rush of 83 yards, which went for a touchdown.



VETERAN PLAYERS

- In four seasons with the Falcons, has totaled 5,281 yards on 1,189 carries with a franchise record 50 touchdowns.
- Since 2008, is one of only two running backs in the NFL to amass 5,000 rushing yards and 50 touchdowns (Adrian Peterson).
- Since joining the Falcons in 2008, ranks second among nonkickers with 300 points. Additionally, his yardage total and yards per game total rank third in the League during that time span.
- Played in all 16 games, with 15 starts. Totaled 334 carries for 1,371 yards (4.1 avg.), 12 touchdowns and 12 receptions for 85 yards in 2010.
- Earned his second Pro Bowl selection in 2010 after leading the NFC in rushing yards and tying Vikings RB Adrian Peterson for the NFL lead in rushing touchdowns.
- Was named a second team All-Pro selection in 2010, marking the second time in his career that he has earned All-Pro honors.
- Logged a season-high three rushing touchdowns on 28 carries for 112 yards at Carolina (10/11/10). His three TDs marked the fourth time in his career that he tallied three or more in a single game. He also became the first running back in franchise history to post three consecutive seasons with 10-or-more touchdowns.
- With 12 touchdowns in 2010, Turner became the first running back in franchise history to record three consecutive seasons with 10-or-more rushing touchdowns.
- Topped the 1,000-yard rushing plateau for the first time in his career in 2008 while earning his first Pro Bowl selection.
- In three seasons in Atlanta (2008-10), the Falcons are 17-2 when Turner rushes for over 100 yards in a game.
- Moved into fifth place on the Falcons career rushing list with 3,941 yards from 2008-10.
- Tied the franchise record with seven consecutive games with a touchdown in 2009.
- Posted the second-highest average gain for a single season in 2009 with a 4.89 mark on 178 carries.
- Since 2008, Turner has scored 39 rushing touchdowns which ranks second in the NFL behind Vikings RB Adrian Peterson.
- Finished with 1,699 rushing yards and 1,740 yards from scrimmage in 2008, which both ranked second in the NFL behind Minnesota RB Adrian Peterson. His rushing total also ranked third in a season in franchise history.
- Set a team record with 17 rushing touchdowns in a single-season (2008).
- Named a 2008 Associated Press first-team All-Pro.
- Has been named NFC Offensive Player of the Week on three occasions and Fed Ex Ground Player of the Week three times as well, dating back to 2008.
- Set a new Atlanta single-game rushing record with 220 yards against Detroit in his Falcons debut (Week 1) and posted the second-highest total with 208 yards against St. Louis in the season finale.
- Tied the team record (T.J. Duckett, 2004) with four touchdowns in one game against Carolina in Week 12 of 2008.
- Turner's 102 points in 2008 ranked second in the league among non kickers.
- Was named to *USA Today's* All Joe Team for his performance in the 2006 campaign.
- Before joining the Falcons, was responsible for three of San Diego's longest 11 rushes in team history (83, 74 and 73 yards) despite playing a back-up role behind perennial Pro Bowl running back LaDainian Tomlinson.

COLLEGE

- Left Northern Illinois ranked 13th on the NCAA's all-time rushing list with 4,941 yards, which was also the second-highest yardage total in Mid-American Conference annals.
- Rushed for 238 yards in his very first college start vs. Eastern Michigan and logged a freshman record 52 carries (for 281 yards) vs. CMU.
- Finished second in the nation in rushing as a junior (1,915 yards) and senior (1,648 yards) while leading all freshman rushers (983 yards) in the nation.
- Shattered the school record for all-purpose yards (6,038) while finishing second in school history in points scored (288).

PERSONAL

- Attended North Chicago High School in North Chicago, Illinois.
- An all-county selection by *Waukegan News-Sun* and all-state by *Champaign News-Gazette*.

EXTRA POINTS

- Served as the spokesman for the Atlanta Falcons First Down for Fitness program in 2010. Visited several area schools throughout the year promoting this program and encouraging children to be active for at least 60 minutes a day.



VETERAN PLAYERS

- Partnered with NFL Network analyst Jamie Dukes to host a pep rally and minicamp for Camp Creek Middle School students in College Park to celebrate the “Keep Gym in School” program.
- In 2010, partnered with Rooms to Go to provide underprivileged families room makeovers for their homes. Also participated in a home makeover for a local military family.
- Participated in the Extra Yard partnership program this past season and purchased 40 season tickets and t-shirts for military and several local charities throughout metro Atlanta.

TURNER'S CAREER OFFENSIVE STATISTICS

RUSHING								RECEIVING				
YEAR		GP/GS	ATT	YDS	AVG	LG	TD	REC	YDS	AVG	LG	TD
2004	SD	14/1	20	104	5.2	30	0	4	8	2.0	7	0
2005	SD	16/0	57	335	5.9	83t	3	0	0	0.0	0	0
2006	SD	13/0	80	502	6.3	73	2	3	47	15.7	30	0
2007	SD	16/0	71	316	4.5	74t	1	4	16	4.0	12	0
2008	ATL	16/16	376	1,699	4.5	70	17	6	41	6.8	18	0
2009	ATL	11/11	178	871	4.9	58t	10	5	35	7.0	10	0
2010	ATL	16/15	334	1,371	4.1	55	12	12	85	7.1	19	0
2011	ATL	16/15	301	1,340	4.5	81t	11	17	168	9.9	32	0
TOTALS		118/58	1,417	6,538	4.6	83t	56	51	400	7.8	32	0

TURNER'S CAREER POSTSEASON STATISTICS

RUSHING							RECEIVING					
YEAR		GP/GS	ATT	YDS	AVG	LG	TD	REC	YDS	AVG	LG	TD
2006	SD	1/0	3	24	8.0	17	1	0	0	0.0	0	0
2007	SD	3/0	43	164	3.8	19	0	1	5	5.0	5	0
2008	ATL	1/1	18	42	2.3	13	1	1	7	7.0	7	0
2010	ATL	1/1	10	39	3.9	12t	1	0	0	0.0	0	0
2011	ATL	1/1	15	41	2.7	10	0	1	5	5.0	5	0
TOTALS		7/3	89	310	3.5	19	3	3	17	5.7	7	0



VETERAN PLAYERS

TURNER'S CAREER RETURN STATISTICS

PUNT RETURNS								KICKOFF RETURNS				
YEAR		NO	FC	YDS	AVG	LG	TD	NO	YDS	AVG	LG	TD
2004	SD	0	0	0	0.0	0	0	1	18	18.0	18	0
2005	SD	0	0	0	0.0	0	0	1	0	0.0	0	0
2006	SD	0	0	0	0.0	0	0	36	954	26.5	58	0
2007	SD	0	0	0	0.0	0	0	6	139	23.2	28	0
TOTALS		0	0	0	0.0	0	0	44	1,111	25.3	58	0

TURNER'S BEST GAMES

RUSHES	RUSHING YARDS	LONG	TOUCHDOWNS
32 vs. TB (12/14/08)	220 vs. DET (9/7/08)	83t @ IND (12/18/05)	4 vs. CAR (11/23/08)
31 @ SD (11/30/08)	208 vs. STL (12/28/08)	81t vs. TB (1/1/12)	3 @ SF (10/11/09)
30, Two Times	172 vs. TB (1/1/12)	74t @ DEN (10/7/07)	3 vs. KC (9/21/08)
Last @ NO (9/26/10)			3 @ CAR (12/12)

2011 GAME-BY-GAME

		RUSHING						RECEIVING					
DATE	OPP	RUSH	YDS	AVG	LG	TD	REC	YDS	AVG	LG	TD		
9/11	@ CHI	10	100	10.0	53	0	3	40	13.3	20	0		
9/18	PHI	21	114	5.4	61	1	1	32	32.0	32	0		
9/25	@ TB	11	20	1.8	9	0	0	0	0.0	0	0		
10/2	@ SEA	26	70	2.7	21T	2	2	18	9.0	10	0		
10/9	GB	16	56	3.5	15	1	0	0	0.0	0	0		
10/16	CAR	27	139	5.1	33	2	1	8	8.0	8	0		
10/23	@ DET	27	122	4.5	50	0	0	0	0.0	0	0		
11/6	@ IND	19	71	3.7	15	1	1	7	7.0	7	0		
11/13	NO	22	96	4.4	21	0	1	10	10.0	10	0		
11/20	TEN	21	100	4.8	35	1	1	9	9.0	9	0		
11/27	MIN	19	60	3.2	10	0	1	4	4.0	4	0		
12/4	@ HOU	14	44	3.1	16	0	0	0	0.0	0	0		
12/11	@ CAR	21	76	3.6	13	0	0	0	0.0	0	0		
12/15	JAX	19	61	3.2	16	1	2	4	2.0	3	0		
12/26	@ NO	11	39	3.5	7	0	4	36	9.0	12	0		
1/1	TB	17	172	10.1	81	2	0	0	0.0	0	0		
TOTALS		301	1,340	4.5	81	11	17	168	9.9	32	0		
CAREER		1,417	6,538	4.6	83t	56	51	400	7.8	32	0		

2011 POSTSEASON

		RUSHING						RECEIVING					
DATE	OPP	RUSH	YDS	AVG	LG	TD	REC	YDS	AVG	LG	TD		
1/8	@ NYG	15	41	2.7	10	0	1	5	5.0	5	0		
TOTALS		15	41	2.7	10	0	1	5	5.0	5	0		

2010 ^{712/6}5-27/6-712/6

		RUSHING						RECEIVING					
DATE	OPP	RUSH	YDS	AVG	LG	TD	REC	YDS	AVG	LG	TD		
9/12	@ PIT	19	42	2.2	7	0	1	7	7.0	7	0		
9/19	ARI	9	75	8.3	21	0	0	0	0.0	0	0		
9/26	@ NO	30	114	3.8	32	1	2	11	5.5	8	0		
10/3	SF	16	50	3.1	27	0	3	28	9.3	13	0		
10/10	@ CLE	19	140	7.4	55	0	0	0	0.0	0	0		
10/17	@ PHI	15	45	3.0	9	0	1	4	4.0	4	0		
10/24	CIN	23	121	5.3	36	2	2	23	11.5	19	0		
11/7	TB	24	107	4.5	19	2	0	0	0.0	0	0		
11/11	BAL	17	39	2.8	8	0	0	0	0.0	0	0		
11/21	@ STL	28	131	4.7	39t	1	1	-4	-4.0	-4	0		
11/28	GB	23	110	4.8	26	1	1	4	4.0	4	0		
12/5	@ TB	24	88	3.7	3.7	1	0	0	0.0	0	0		
12/12	@ CAR	28	112	4.0	16	3	1	12	12.0	12	0		
12/19	@ SEA	25	82	3.3	15	0	0	0	0.0	0	0		
12/27	NO	17	48	2.8	27	0	0	0	0.0	0	0		
1/2	CAR	17	67	3.9	16	1	0	0	0.0	0	0		
TOTALS		334	1,371	4.1	55	12	12	85	7.1	19	0		

2010 POSTSEASON

		RUSHING						RECEIVING					
DATE	OPP	RUSH	YDS	AVG	LG	TD	REC	YDS	AVG	LG	TD		
1/15	@ GB	10	39	3.9	12t	1	0	0	0.0	0	0		
TOTALS		10	39	3.9	12t	1	0	0	0.0	0	0		



VETERAN PLAYERS

2009 GAME-BY-GAME												
		RUSHING					RECEIVING					
DATE	OPP	RUSH	YDS	AVG	LG	TD	REC	YDS	AVG	LG	TD	
9/13	MIA	22	65	3.0	12	0	0	0	0.0	0	0	
9/20	CAR	28	105	3.8	16	1	1	5	5.0	50	0	
9/27	@ NE	15	56	3.7	7	1	0	0	0.0	0	0	
10/11	@ SF	22	97	4.4	33	3	0	0	0.0	0	0	
10/18	CHI	13	30	2.3	11	1	2	16	8.0	10	0	
10/25	@ DAL	18	50	2.8	15	1	0	0	0.0	0	0	
11/2	@ NO	20	151	7.6	37	1	0	0	0.0	0	0	
11/8	WSH	18	166	9.2	58	2	2	14	7.0	8	0	
11/15	@ CAR	9	111	12.3	40	0	0	0	0.0	0	0	
11/22	@ NYG	INACTIVE										
11/29	TB	12	33	2.8	18	0	0	0	0.0	0	0	
12/6	PHI	INACTIVE										
12/13	NO	INACTIVE										
12/20	@ NYJ	1	7	7.0	7	0	0	0	0.0	0	0	
12/27	BUF	INACTIVE										
1/3	@ TB	INACTIVE										
TOTALS		178	871	4.9	58	10	5	35	7.0	10	0	

2008 GAME-BY-GAME												
		RUSHING					RECEIVING					
DATE	OPP	RUSH	YDS	AVG	LG	TD	REC	YDS	AVG	LG	TD	
9/7	DET	22	220	10.0	66	2	1	6	6.0	6	0	
9/14	@ TB	14	42	3.0	17	0	1	6	6.0	6	0	
9/21	KC	23	104	4.5	38	3	0	0	0.0	0	0	
9/28	@ CAR	18	56	3.1	10	0	1	-1	-1.0	-1	0	
10/5	@ GB	26	121	4.7	22	1	0	0	0.0	0	0	
10/12	CHI	25	54	2.2	23	0	0	0	0.0	0	0	
10/26	@ PHI	17	58	3.4	22	0	0	0	0.0	0	0	
11/2	@ OAK	30	139	4.5	16	0	0	0	0.0	0	0	
11/9	NO	27	96	3.6	20	1	1	0	0.0	0	0	
11/16	DEN	25	81	3.2	28	2	0	0	0.0	0	0	
11/23	CAR	24	117	4.9	19	4	0	0	0.0	0	0	
11/30	@ SD	31	120	3.9	15	0	0	0	0.0	0	0	
12/7	@ NO	18	61	3.4	26	1	0	0	0.0	0	0	
12/14	TB	32	152	4.8	22	1	2	30	15.0	18	0	
12/21	@ MIN	19	70	3.7	13	1	0	0	0.0	0	0	
12/28	STL	25	208	8.3	70	1	0	0	0.0	0	0	
TOTALS		376	1,699	4.5	70	17	6	41	6.8	18	0	

2008 POSTSEASON												
		RUSHING					RECEIVING					
DATE	OPP	RUSH	YDS	AVG	LG	TD	REC	YDS	AVG	LG	TD	
1/3	@ ARZ	18	42	2.3	13	1	1	7	7.0	7	0	
TOTALS		18	42	2.3	13	1	1	7	7.0	7	0	

2007 GAME-BY-GAME												
		RUSHING					RECEIVING					
DATE	OPP	RUSH	YDS	AVG	LG	TD	REC	YDS	AVG	LG	TD	
9/9	CHI	10	41	4.1	11	0	0	0	0.0	0	0	
9/16	@ NE	1	3	3.0	3	0	2	14	7.0	12	0	
9/23	@ GB	4	12	3.0	9	0	0	0	0.0	0	0	
9/30	KC	2	-2	-1.0	0	0	0	0	0.0	0	0	
10/7	@ DEN	10	147	14.7	74	1	0	0	0.0	0	0	
10/14	OAK	5	8	1.6	2	0	0	0	0.0	0	0	
10/28	HOU	4	10	2.5	5	0	0	0	0.0	0	0	
11/4	@ MIN	1	-3	-3.0	-3	0	0	0	0.0	0	0	
11/11	IND	0	0	0.0	0	0	0	0	0.0	0	0	
11/18	@ JAX	0	0	0.0	0	0	0	0	0.0	0	0	
11/25	BAL	2	2	1.0	1	0	0	0	0.0	0	0	
12/2	@ KC	7	16	2.3	4	0	0	0	0.0	0	0	
12/9	@ TEN	2	1	0.5	2	0	0	0	0.0	0	0	
12/16	DET	5	28	5.6	10	0	1	-6	-6.0	0	0	
12/24	DEN	7	11	1.6	4	0	1	8	8.0	8	0	
12/30	@ OAK	11	42	3.8	9	0	0	0	0.0	0	0	
TOTALS		71	316	4.5	74	1	4	16	4.0	12	0	

2007 POSTSEASON												
		RUSHING					RECEIVING					
DATE	OPP	RUSH	YDS	AVG	LG	TD	REC	YDS	AVG	LG	TD	
1/6	TEN	9	28	3.1	11	0	0	0	0.0	0	0	
1/13	@ IND	17	71	4.2	19	0	0	0	0.0	0	0	
1/20	@ NE	17	65	3.8	12	0	1	5	5.0	5	0	
TOTALS		43	164	3.8	19	0	1	7	7.0	7	0	

2006 GAME-BY-GAME												
		RUSHING					RECEIVING					
DATE	OPP	RUSH	YDS	AVG	LG	TD	REC	YDS	AVG	LG	TD	
9/11	@ OAK	10	37	3.7	9	1	0	0	0.0	0	0	
9/17	TEN	13	138	10.6	73	0	2	17	8.5	12	0	
10/1	@ BAL	7	46	6.6	19	0	0	0	0.0	0	0	
10/8	PIT	11	56	5.1	23	0	0	0	0.0	0	0	
10/15	@ SF	1	0	0.0	0	0	0	0	0.0	0	0	
10/22	@ KC	4	18	4.5	6	0	0	0	0.0	0	0	
10/29	STL	5	28	5.6	14	1	0	0	0.0	0	0	
11/5	CLE	2	21	10.5	21	0	0	0	0.0	0	0	
11/12	@ CIN	1	1	1.0	1	0	0	0	0.0	0	0	
11/19	@ DEN	4	12	3.0	11	0	0	0	0.0	0	0	
11/26	OAK	INACTIVE										
12/3	@ BUF	INACTIVE										
12/10	DEN	INACTIVE										
12/17	KC	7	58	8.3	25	0	0	0	0.0	0	0	
12/24	@ SEA	4	29	7.3	21	0	0	0	0.0	0	0	
12/31	ARI	11	58	5.3	14	0	1	30	30.0	30	0	
TOTALS		80	502	6.3	73	2	3	47	15.7	30	0	

2006 POSTSEASON												
		RUSHING					RECEIVING					
DATE	OPP	RUSH	YDS	AVG	LG	TD	REC	YDS	AVG	LG	TD	
1/14	NE	3	24	8.0	17	1	0	0	0.0	0	0	
TOTALS		3	24	8.0	17	1	0	0	0.0	0	0	



VETERAN PLAYERS

2004 GAME-BY-GAME											
		RUSHING					RECEIVING				
DATE	OPP	RUSH	YDS	AVG	LG	TD	REC	YDS	AVG	LG	TD
9/12	@ HOU	0	0	0.0	0	0	0	0	0.0	0	0
9/19	NYJ	0	0	0.0	0	0	0	0	0.0	0	0
9/26	@ DEN	0	0	0.0	0	0	0	0	0.0	0	0
10/3	TEN	0	0	0.0	0	0	0	0	0.0	0	0
10/10	JAX	0	0	0.0	0	0	0	0	0.0	0	0
10/17	@ ATL	0	0	0.0	0	0	0	0	0.0	0	0
10/24	@ CAR	0	0	0.0	0	0	0	0	0.0	0	0
10/31	OAK	0	0	0.0	0	0	0	0	0.0	0	0
11/7	NO	5	17	3.4	8	0	0	0	0.0	0	0
11/21	@ OAK	0	0	0.0	0	0	0	0	0.0	0	0
11/28	@ KC	0	0	0.0	0	0	0	0	0.0	0	0
12/5	DEN	INACTIVE									
12/12	TB	INACTIVE									
12/19	@ CLE	0	0	0.0	0	0	0	0	0.0	0	0
12/26	@ IND	0	0	0.0	0	0	0	0	0.0	0	0
1/2	KC	15	87	5.8	30	0	4	8	2.0	7	0
TOTALS		20	104	5.2	30	0	4	8	2.0	7	0

2004 POSTSEASON											
		RUSHING					RECEIVING				
DATE	OPP	RUSH	YDS	AVG	LG	TD	REC	YDS	AVG	LG	TD
1/8	NYJ	INACTIVE									
TOTALS		0	0	0.0	0	0	0	0	0.0	0	0

2005 GAME-BY-GAME											
		RUSHING					RECEIVING				
DATE	OPP	RUSH	YDS	AVG	LG	TD	REC	YDS	AVG	LG	TD
9/11	DAL	2	7	3.5	7	0	0	0	0.0	0	0
9/18	@ DEN	1	6	6.0	6	0	0	0	0.0	0	0
9/25	@ NYG	7	12	1.7	4	0	0	0	0.0	0	0
10/2	@ NE	11	44	4.0	18	0	0	0	0.0	0	0
10/10	PIT	0	0	0.0	0	0	0	0	0.0	0	0
10/16	@ OAK	7	50	7.1	15	0	0	0	0.0	0	0
10/23	@ PHI	0	0	0.0	0	0	0	0	0.0	0	0
10/30	KC	0	0	0.0	0	0	0	0	0.0	0	0
11/6	@ NYJ	4	18	4.5	6	0	0	0	0.0	0	0
11/20	BUF	8	48	6.0	9	1	0	0	0.0	0	0
11/27	@ WAS	0	0	0.0	0	0	0	0	0.0	0	0
12/4	OAK	7	34	4.9	14	1	0	0	0.0	0	0
12/11	MIA	1	4	4.0	4	0	0	0	0.0	0	0
12/18	@ IND	8	113	14.1	83t	1	0	0	0.0	0	0
12/24	@ KC	0	0	0.0	0	0	0	0	0.0	0	0
12/31	DEN	1	-1	-1.0	-1	0	0	0	0.0	0	0
TOTALS		57	335	5.9	83t	3	0	0	0.0	0	0



VETERAN PLAYERS



**VANCE
WALKER**

DEFENSIVE TACKLE



99

HT: 6' 2"

WT: 304

NFL EXP: 4

ACQ: D7-'09

4TH YEAR WITH FALCONS

BIRTHDATE: 4/26/87

COLLEGE: GEORGIA TECH

TRANSACTIONS

- Selected as a seventh round (210th pick overall) draft choice by Atlanta in 2009.
- Signed by the Falcons as a free agent on July 30, 2011.

2011 (FALCONS)

- Played in all 16 tallying 25 tackles (17 solo) with a career-high 2.0 sacks, one forced fumble and one fumble recovery.
- Tallied two tackles @ Chicago (9.11).
- Collared one tackle vs. Philadelphia (9.18).
- Recorded four tackles @ Tampa Bay (9.25).
- Posted two tackles @ Seattle (10.2).
- Logged one tackle and one fumble recovery vs. Green Bay (10.9).
- Collected three tackles vs. Carolina (10.16).
- Collared three tackles @ Detroit (10.23).
- Produced three tackles @ Indianapolis (11.6).
- Assisted on one tackle vs. New Orleans (11.13).
- Assisted on one tackle vs. Tennessee (11.20).
- Saw action at defensive tackle vs. Minnesota (11.27).
- Recorded one sack, one forced fumble and one tackle @ Houston (12.4).
- Registered one tackle and one tackle for loss @ Carolina (12.11).
- Assisted on one tackle vs. Jacksonville (12.15).
- Collared his second sack of the season (eight yards) and added one tackle @ New Orleans (12.26).
- Saw time on defense and special teams vs. Tampa Bay (1.1).
- Saw time on defense and special teams @ New York (1.8).

CAREER

- Competed in all 16 games with one start and totaled 15 tackles (8 solo) in 2010.
- Made his first career start in the season opener at Pittsburgh (9/12/10) and contributed with one tackle.
- Registered a season-high five tackles against Cincinnati (10/24).

COLLEGE

- Voted a first-team All-ACC selection by the ACC Sports Journal and was a 2008 Bednarik Award Semifinalist.
- Finished his Georgia Tech career with 110 tackles, 26.5 tackles for loss, 13.0 sacks, four forced fumbles and three fumble recoveries.

PERSONAL

- Attended Fort Mill High School and was a third-team all-state selection according to the *Columbia State*. Compiled 17.5 sacks and 41 TFLs as a senior.

EXTRA POINTS

- During Thanksgiving 2010, served a traditional Thanksgiving lunch to the city's less fortunate at Crossroads Community Ministries.
- In December 2010, the Falcons defensive line treated children from the Atlanta Urban Ministries to a holiday shopping spree at a WalMart in the city. The players ate dinner and shopped with the children as well.



VETERAN PLAYERS

WALKER'S CAREER DEFENSIVE STATISTICS

YEAR	GP/GS	TK	SO	AST	SK	YDS	INT	YDS	LG	TD	PD	FF	FR	YDS	TD
2009	ATL	10/1	13	12	1	0.0	0.0	0	0	0	1	0	0	0	0
2010	ATL	16/1	15	8	7	0.0	0.0	0	0	0	0	0	0	0	0
2011	ATL	16/0	25	17	8	2.0	8.0	0	0	0	0	0	0	0	0
TOTAL		42/2	53	37	16	2.0	8.0	0	0	0	1	0	0	0	0

2011 GAME-BY-GAME

DATE	OPP	TK	SO	SK	YDS	INT	YDS	FF	FR	PD
9/11	@ CHI	2	1	0.0	0.0	0	0	0	0	0
9/18	PHI	1	1	0.0	0.0	0	0	0	0	0
9/25	@ TB	4	3	0.0	0.0	0	0	0	0	0
10/2	@ SEA	2	2	0.0	0.0	0	0	0	0	0
10/9	GB	1	1	0.0	0.0	0	0	0	1	0
10/16	CAR	3	3	0.0	0.0	0	0	0	0	0
10/23	@ DET	3	1	0.0	0.0	0	0	0	0	0
11/6	@ IND	3	2	0.0	0.0	0	0	0	0	0
11/13	NO	1	0	0.0	0.0	0	0	0	0	0
11/20	TEN	1	0	0.0	0.0	0	0	0	0	0
11/27	MIN	0	0	0.0	0.0	0	0	0	0	0
12/4	@ HOU	1	1	1.0	0.0	0	0	1	0	0
12/11	@ CAR	1	1	0.0	0.0	0	0	0	0	0
12/15	JAX	1	0	0.0	0.0	0	0	0	0	0
12/26	@ NO	1	1	1.0	8.0	0	0	0	0	0
1/1	TB	0	0	0.0	0.0	0	0	0	0	0
TOTALS		25	17	2.0	8.0	0	0	1	1	0
CAREER		77	55	3.0	17.0	0	0	1	1	1

2011 POSTSEASON

DATE	OPP	TK	SO	SK	YDS	INT	YDS	FF	FR	PD
1/8	@ NYG	0	0	0.0	0.0	0	0	0	0	0
TOTALS		0	0	0.0	0.0	0	0	0	0	0

2010 GAME-BY-GAME

DATE	OPP	TK	SO	SK	YDS	INT	YDS	FF	FR	PD
9/12	PIT	1	0	0.0	0.0	0	0	0	0	0
9/19	ARI	0	0	0.0	0.0	0	0	0	0	0
9/26	@ NO	0	0	0.0	0.0	0	0	0	0	0
10/3	SF	1	0	0.0	0.0	0	0	0	0	0
10/10	@ CLE	1	0	0.0	0.0	0	0	0	0	0
10/17	@ PHI	2	2	0.0	0.0	0	0	0	0	0
10/24	CIN	5	3	0.0	0.0	0	0	0	0	0
11/7	TB	1	1	0.0	0.0	0	0	0	0	0
11/11	BAL	1	0	0.0	0.0	0	0	0	0	0
11/21	@ STL	11	0.0	0.0	0	0	0	0	0	0
11/28	GB	0	0	0.0	0.0	0	0	0	0	0
12/5	@ TB	2	1	0.0	0.0	0	0	0	0	0
12/12	@ CAR	0	0	0.0	0.0	0	0	0	0	0
12/19	@ SEA	0	0	0.0	0.0	0	0	0	0	0
12/27	NO	0	0	0.0	0.0	0	0	0	0	0
1/2	CAR	0	0	0.0	0.0	0	0	0	0	0
TOTALS		15	8	0.0	0.0	0	0	0	0	0

2010 POSTSEASON

DATE	OPP	TK	SO	SK	YDS	INT	YDS	FF	FR	PD
1/15	GB	0	0	0.0	0.0	0	0	0	0	0
TOTALS		0	0	0.0	0.0	0	0	0	0	0



VETERAN PLAYERS



DARRIN WALLS
CORNERBACK


29

HT: 6' 0" WT: 190
BIRTHDATE: 6/20/88

NFL EXP: 1 ACQ: FA-'11
COLLEGE: NOTRE DAME

2ND YEAR WITH FALCONS

TRANSACTIONS

- Signed by the Falcons as a College Free Agent on July 26, 2011.

2011 (FALCONS)

- Saw action in five games as a rookie in 2011. Recorded one interception and two passes defended while also contributing on special teams.
- Inactive in Weeks 1-12.
- Saw first professional action on special teams at Houston (12/4).
- Saw action on special teams at Carolina (12/11). Recorded one tackle and one pass defended vs. Jacksonville (12/15).
- Notched his first career interception (23 yards) vs. Tampa Bay (1/1).

COLLEGE

- Notched 41 tackles (30 solo) with two tackles for loss, four passes defended and three interceptions, including one interception return for a touchdown. He totaled a team-best six pass breakups and added one interception with 27 tackles as a junior. The Pittsburgh, PA native had a breakout year as a sophomore with 32 tackles (23 solo), 2.5 tackles for a loss, nine passes defended, one interception and two forced fumbles.

PERSONAL

- Graduated from Woodland Hills High School in Pittsburgh, PA...second-team defensive back on USA Today prep All-America squad for 2005...four-year letter-winner who finished with 124 career tackles, 80 of them solo, and 16 interceptions.

2011 GAME-BY-GAME

DATE	OPP	TK	SO	SK	YDS	INT	YDS	FF	FR	PD
9/11	@ CHI									
9/18	PHI									
9/25	@ TB									
10/2	@ SEA									
10/9	GB									
10/16	CAR									
10/23	@ DET									
11/6	@ IND									
11/13	NO									
11/20	TEN									
11/27	MIN									
12/4	@ HOU	0	0	0.0	0.0	0	0	0	0	0
12/11	@ CAR	0	0	0.0	0.0	0	0	0	0	0
12/15	JAX	1	1	0.0	0.0	0	0	0	0	1
12/26	@ NO	0	0	0.0	0.0	0	0	0	0	0
1/1	TB	0	0	0.0	0.0	1	23	0	0	1
TOTALS		1	1	0.0	0.0	1	23	0	0	2
CAREER		1	1	0.0	0.0	1	23	0	0	2

2011 POSTSEASON

DATE	OPP	TK	SO	SK	YDS	INT	YDS	FF	FR	PD
1/8	@ NYG	0	0	0.0	0.0	0	0	0	0	0
TOTALS		0	0	0.0	0.0	0	0	0	0	0



VETERAN PLAYERS



**SEAN
WEATHERSPOON**

LINEBACKER



56

HT: 6' 2" WT: 244 NFL EXP: 3 ACQ: D1-'10 3RD YEAR WITH FALCONS

BIRTHDATE: 12/29/87 COLLEGE: UNIVERSITY OF MISSOURI

TRANSACTIONS

- Selected as a first round (19th pick overall) draft choice by Atlanta in 2010.

2011 (FALCONS)

- Had a breakout sophomore season, starting all 16 games at linebacker and posting career-highs with 127 tackles (86 solo) and 4.0 sacks. Also added one fumble recovery and eight passes defended.
- Notched a team-high 14 tackles for loss and finished second on the team in tackles (127). Is Atlanta's top returning tackler entering the 2012 season.
- Helped the Falcons post one of the League's toughest red zone defenses, as Atlanta ranked second in the NFL holding opponents to an 78.7 scoring percentage inside the red area.
- Tallied 12 tackles, two tackles for loss and one pass defended @ Chicago (9/11).
- Finished second on the team with 10 tackles vs. Philadelphia (9/18) in addition to adding one tackle on special teams.
- Tied for the team lead in tackles (13) @ Tampa Bay (9/25) and added two tackles for loss.
- Collared eight tackles @ Seattle (10/2).
- Recorded 11 tackles, one sack (11 yards) and two tackles for loss vs. Green Bay (10/9).
- Posted nine tackles and one pass defended vs. Carolina (10/16).
- Tallied six tackles, one sack (nine yards) and one pass defended @ Detroit (10/23).
- Logged 10 tackles, two passes defended and one tackle for loss @ Indianapolis (11/6).
- Notched seven tackles and one pass defended vs. New Orleans (11/13).--
- Registered five tackles vs. Tennessee (11/20)
- Posted four catches for 62 yards vs. New Orleans (11/13)

- Collared 10 tackles, three tackles for loss and one sack (nine yards) vs. Minnesota (11/27). His stop of RB Toby Gerhart on fourth and goal from the two yard line sealed the Falcons 24-14 victory.

- Recorded eight tackles (six solo) and one pass defended @ Houston (12/4).
- Logged nine tackles (eight solo), two tackles for loss, one sack (six yards) and one pass defended @ Carolina (12/11).
- Collected two tackles, one tackle for loss and recovering a fumble on special teams vs. Jacksonville (12/15).
- Notched two tackles (one solo) @ New Orleans (12/26).
- Logged five tackles (two solo) and one special teams tackle vs. Tampa Bay (1/1).
- Collared 12 tackles (six solo) and two quarterback hits @ New York (1/8).

CAREER

- Played in two seasons with the Falcons, has tallied 179 tackles (124 solo) with 5.0 sacks, nine passes defended and one fumble recovery.
- Played in 11 games with six starts in his rookie season in 2010, missing five games due to injury, and contributed with 52 tackles (38 solo) and one sack.
- Notched a career-high 10 tackles (eight solo) and his first career sack, dragging down Cardinals QB Derek Anderson in a win against Arizona (9/19/10).
- Posted nine tackles (eight solo) in his NFL debut at Pittsburgh (9/12/10).

COLLEGE

- A standout linebacker at the University of Missouri where he started each of his final 41 games.
- Recorded 413 career tackles (240 solo), 12.5 sacks, 43.5 tackles for loss, four interceptions (two returned for touchdowns), five forced fumbles, one fumble recovery and 17 passes defended.



VETERAN PLAYERS

- Graduated as the third player in school history to lead the team in tackles three times in a career as his 413 stops rank third in school history and 10th on the Big 12 Conference all-time list.
- As a senior, was voted team captain while earning Butkus Award finalist, Lombardi Award semifinalist and Lott Trophy quarterfinalist honors.
- Named a first-team All-Big 12 selection from 2007-09 as he averaged 132 tackles per season over that time span.
- His 155 tackles in 2008 rank second on the Tigers season-record list, while finishing fifth nationally that season.
- Graduated ranking 13th on the school career chart with 12.5 sacks.
- Was named a first-team all-district selection as a junior and was chosen as the Class 22-3A Defensive Newcomer of the Year as a sophomore.
- Was an all-state selection in track and an all-district honoree in basketball.
- Cousin of former WNBA star, Teresa Weatherspoon.
- His full name is Franklin De'Sean Weatherspoon.
- A native of Jasper, Texas.

EXTRA POINTS

- In 2010, a participant in the Atlanta Falcons Rookie Club sponsored by UnitedHealthcare of Georgia, this program gives the players the opportunity to take part in several charitable events.

PERSONAL

- Attended Jasper High School and was named the Texas District 22-3A Player of the Year as a senior after recording 98 tackles, eight tackles for loss, four sacks and two interceptions.
- Added second-team all-state honors while competing as a receiver. Finished with 27 catches for 428 yards and seven touchdowns.

WEATHERSPOON'S CAREER DEFENSIVE STATISTICS

YEAR	GP/GS	TK	SO	AST	SK	YDS	INT	YDS	LG	TD	PD	FF	FR	YDS	TD
2010	ATL	11/6	52	38	14	1.0	9.0	0	0	0	1	0	0	0	0
2011	ATL	16/16	127	86	41	4.0	35.0	0	0	0	8	0	1	0	0
TOTAL		26/22	179	124	55	5.0	44.0	0	0	0	9	0	1	0	0

WEATHERSPOON'S CAREER PLAYOFF DEFENSIVE STATISTICS

YEAR	GP/GS	TK	SO	AST	SK	YDS	INT	YDS	LG	TD	PD	FF	FR	YDS	TD
2010	ATL	1/1	2	2	0	0.0	0.0	0	0	0	0	0	0	0	0
2011	ATL	1/1	12	6	6	0.0	0.0	0	0	0	0	0	0	0	0
TOTAL		2/2	14	8	6	0.0	0.0	0	0	0	0	0	0	0	0



VETERAN PLAYERS

2011 GAME-BY-GAME											
DATE	OPP	TK	SO	SK	YDS	INT	YDS	FF	FR	PD	
9/11	@ CHI	12	9	0.0	0.0	0	0	0	0	1	
9/18	PHI	10	7	0.0	0.0	0	0	0	0	0	
9/25	@ TB	13	10	0.0	0.0	0	0	0	0	0	
10/2	@ SEA	8	5	0.0	0.0	0	0	0	0	0	
10/9	GB	11	7	1.0	11.0	0	0	0	0	0	
10/16	CAR	9	4	0.0	0.0	0	0	0	0	1	
10/23	@ DET	6	5	1.0	9.0	0	0	0	0	1	
11/6	@ IND	10	6	0.0	0.0	0	0	0	0	2	
11/13	NO	7	4	0.0	0.0	0	0	0	0	1	
11/20	TEN	5	3	0.0	0.0	0	0	0	0	0	
11/27	MIN	10	7	1.0	9.0	0	0	0	0	0	
12/4	@ HOU	8	6	0.0	0.0	0	0	0	0	1	
12/11	@ CAR	9	8	1.0	6.0	0	0	0	0	1	
12/15	JAX	2	2	0.0	0.0	0	0	0	1	0	
12/26	@ NO	2	1	0.0	0.0	0	0	0	0	0	
1/1	TB	5	2	0.0	0.0	0	0	0	0	0	
TOTALS		127	86	4.0	35.0	0	0	0	1	8	
CAREER		179	124	5.0	44.0	0	0	0	1	9	


2011 POSTSEASON											
DATE	OPP	TK	SO	SK	YDS	INT	YDS	FF	FR	PD	
1/8	@ NYG	12	6	0.0	0.0	0	0	0	0	0	
TOTALS		12	6	0.0	0.0	0	0	0	0	0	

2010 GAME-BY-GAME											
DATE	OPP	TK	SO	SK	YDS	INT	YDS	FF	FR	PD	
9/12	PIT	9	8	0.0	0.0	0	0	0	0	0	
9/19	ARI	10	8	1.0	9.0	0	0	0	0	0	
9/26	@ NO	8	7	0.0	0.0	0	0	0	0	0	
10/3	SF	INACTIVE									
10/10	@ CLE	5	3	0.0	0.0	0	0	0	0	1	
10/17	@ PHI	INACTIVE									
10/24	CIN	INACTIVE									
11/7	TB	INACTIVE									
11/11	BAL	INACTIVE									
11/21	@ STL	00	0.0	0.0	0	0	0	0	0	0	
11/28	GB	4	2	0.00.0000	00						
12/5	@ TB	1	1	0.0	0.0	0	0	0	0	0	
12/12	@ CAR	1	1	0.0	0.0	0	0	0	0	0	
12/19	@ SEA	5	5	0.0	0.0	0	0	0	0	0	
12/27	NO	6	3	0.0	0.0	0	0	0	0	0	
1/2	CAR	1	0	0.0	0.0	0	0	0	0	0	
TOTALS		52	38	1.0	9.0	0	0	0	0	1	

2010 POSTSEASON											
DATE	OPP	TK	SO	SK	YDS	INT	YDS	FF	FR	PD	
1/15	GB	2	2	0.0	0.0	0	0	0	0	0	
TOTALS		2	2	0.0	0.0	0	0	0	0	0	




VETERAN PLAYERS




**RODDY
WHITE**

WIDE RECEIVER



PRO BOWL YEARS
2011, 2010, 2009, 2008



84

HT: 6' 0" WT: 211
BIRTHDATE: 11/2/81


NFL EXP: 8 ACQ: D1-'05
COLLEGE: UNIVERSITY OF ALABAMA-BIRMINGHAM

8TH YEAR WITH FALCONS

TRANSACTIONS

- Selected as a first round (27th pick overall) draft choice by Atlanta in 2005.

2011 (FALCONS)

- Earned his fourth consecutive Pro Bowl selection after catching an NFC-best 100 passes for 1,296 yards with eight touchdowns.
 - Led the NFC in receptions for the second straight season (100) and became the first player in Falcons history to record multiple seasons with 100-or-more catches.
 - Posted five 100-yard games in 2011, improving his franchise record for 100-yard receiving games to 28.
 - Led the League with 35 catches on third down, 29 of which resulted in first downs. Also tied for the League lead and set a new franchise record with 77 first down receptions.
 - Broke WR Terance Mathis' franchise record for career receiving yards, finishing the season with 7,374 yards as a Falcon. Mathis totaled 7,349 yards in eight seasons from 1994-01.
 - Joined Tim Brown (1993-99), Cris Carter (1993-97), Marvin Harrison (1999-06), Torry Holt (2000-07), Chad Ochocinco (2003-07), Jerry Rice (1989-96) and Reggie Wayne (2005-10) as the only players to post five straight seasons with 80-plus catches and 1,000-plus yards.
 - Moved into second place on the Falcons all-time receptions list (530) behind franchise record holder WR Terance Mathis (573).
 - Improved his streak of games with at least one reception to 84 straight games.
 - Recorded a team-high eight receptions for 61 yards @ Chicago (9/11).
 - Posted three receptions for 23 yards with one touchdown vs. Philadelphia (9/18).
 - Logged a season-high 140 receiving yards on nine grabs @ Tampa Bay (9/25)
- 

In 2011, White became the eighth receiver in NFL history to record five consecutive seasons with at least 80 catches and 1,000 receiving yards.
- Tallied six receptions for 78 yards @ Seattle (10/2).
 - Collected six grabs for 50 yards with one touchdown vs. Green Bay (10/9).
 - Hauled in five grabs for 52 yards and one score @ Detroit (10/23).
 - Logged seven receptions for a season-high 147 yards vs. Tennessee (11/20)
 - Tallied a season-high 10 catches for 120 yards with one touchdown vs. Minnesota (11/27). His touchdown marked the 41st of his career moving him into third place in career touchdown catches in club annals (WR Alfred Jenkins, 40).
 - Recorded four catches for 51 yards and a touchdown @ Houston (12.4).
 - Recorded seven receptions for 84 yards and a touchdown, while becoming only the second Falcon receiver to post 500 career receptions, @ Carolina (12.11).
 - Amassed 135 yards on 10 receptions, including his first multi-touchdown game of the season, vs. Jacksonville (12.15). Became just the eighth receiver in NFL history to have four consecutive seasons with at least 80 catches and 1,000 yards receiving.
 - Tallied a season-high 11 receptions for 127 yards, including a long of 26 yards, @ New Orleans (12.26).
 - Passed Terance Mathis to become the franchise's all-time receiving yardage leader after recording four catches for 69 yards vs. Tampa Bay (1.1). White also became the first Falcon receiver to post two 100-catch seasons.
 - Notched 52 yards on five catches, including a long of 21 yards, @ New York (1.8).

CAREER

- In seven seasons with the Falcons, has recorded



VETERAN PLAYERS

530 receptions for a franchise best 7,374 yards with 45 touchdowns.

- His 45 career touchdowns rank third in team history behind WR Terance Mathis (57) and WR Andre Rison (56).
- White is the second receiver in team history to record 500-or-more career catches. His 530 career receptions are the second most in club annals behind franchise record holder WR Terance Mathis (570).
- Since 2008, White leads the NFC and ranks second in the NFL with 388 receptions. Additionally, his 36 touchdowns are the third most in the League during that time.
- Earned his third consecutive Pro Bowl berth in 2010 after recording his fourth straight 1,000-yard season, leading the NFC and setting a new franchise record with 1,389 yards.
- Named the Wide Receiver of the Year by the NFL Alumni for his performance in 2010.
- Earned PFW/PFWA All-NFL honors in 2010.
- In 2010, received 47 of 50 possible votes to earn his first career All-Pro selection.
- Led the League with a career-high and franchise-best 115 receptions, and became the third player in team history to record 100-or-more catches in a season.
- Is the first wide receiver in franchise history to post five consecutive 1,000-yard campaigns.
- Became the Falcons all-time leader in receiving yardage with 7,374 yards from 2005-11.
- In 2010, hauled in an NFL-best 36 receptions for a League-leading 497 yards on third down. Since 2008, leads the NFL with 120 catches and 102 first downs on third down. His 13 touchdowns on third down tied for the second most in the NFL.
- Collected 104 yards on seven receptions against San Francisco (10/3/10). Also forced a fumble that led to the Falcons 68-yard game-winning drive with just 1:22 remaining in the game.
- Earned NFC Offensive Player of the Week honors after totaling a season-high 201 receiving yards on 11 catches with two touchdowns against Cincinnati (10/24/10).
- Named NFC Offensive Player of the Month for the month of October after posting 29 receptions for 489 yards and three touchdowns in four games. Also posted three 100-plus-yard receiving games during the month.

- Became the fastest player in Falcons history to reach 1,000 yards in a season by hauling in nine catches for 83 yards at St. Louis (11/21/10).
- Set a franchise record for total receiving yards in one game with 210 at San Francisco on October 11, 2009.
- Improved his franchise record for career 100-yard receiving games with 28 from 2005-11.
- Pieced together a streak of four straight games with at least one touchdown reception in 2009, which ranks tied for second in club annals.
- Became the first Falcons player in team history and the 12th player in NFL history to have 80 catches and 1,100-plus yards in three consecutive seasons.
- Set a franchise receiving record with 1,382 yards in 2008, besting Alfred Jenkins' old record of 1,358 yards in 1981 en route to his first Pro Bowl selection.
- In 2008, White and RB Michael Turner became the first Falcons duo to record 1,000-yard rushing and receiving seasons since 1998.
- Posted the Falcons first 1,000-yard season by a receiver since 1999 when he compiled 1,202 yards on 83 receptions in 2007.
- Finished the 2007 campaign tied for third in the NFC in receiving yards (1,202) while recording a career-best five 100-yard games.

COLLEGE

- Totaled 163 receptions for 3,112 yards and 26 touchdowns, while starting 43 of 45 games for Alabama-Birmingham during his four-year career with the Blazers. His career totals rank second all-time in school history.
- Led the nation with 1,452 receiving yards and ranked third in the country with a 20.5-yard per catch average in 2004 as an All-Conference USA first-team pick as a senior. Registered six 100-yard receiving contests.
- Received All-Conference USA second-team honors after starting every game for the Blazers and leading the team with 39 catches for 844 yards with seven touchdowns as a junior.

PERSONAL

- Lettered in football, baseball and wrestling at James Island (Charleston, SC) High School, where he twice earned all-state and All-Low County recognition for football.
- Won two state wrestling titles.
- Born Sharod Lamor White on November 2, 1981 in James Island, South Carolina.
- Has one son, Roddy Jr., and one daughter, Milan.



VETERAN PLAYERS

WHITE'S CAREER STATISTICS

RECEIVING								RUSHING			
YEAR	GP/GS	REC	YDS	AVG	LG	TD	ATT	YDS	AVG	LG	TD
2005 ATL	16/8	29	446	15.4	54t	3	4	12	3.0	16	0
2006 ATL	16/5	30	506	16.9	55	0	0	0	0.0	0	0
2007 ATL	16/15	83	1,202	14.5	69t	6	1	-2	-2.0	-2	0
2008 ATL	16/15	88	1,382	15.7	70t	7	2	4	2.0	2	0
2009 ATL	16/16	85	1,153	13.6	90t	11	1	2	2.0	2	0
2010 ATL	16/16	115	1,389	12.1	46	10	0	0	0.0	0	0
2011 ATL	16/16	100	1,296	13.0	43	8	0	0	0.0	0	0
TOTALS	101/90	530	7,374	13.9	90t	45	8	16	2.0	16	0

WHITE'S CAREER POSTSEASON STATISTICS

RECEIVING								RUSHING			
YEAR	GP/GS	REC	YDS	AVG	LG	TD	ATT	YDS	AVG	LG	TD
2008 ATL	1/1	11	84	7.6	12	1	0	0	0.0	0	0
2010 ATL	1/1	6	57	9.5	12	1	0	0	0.0	0	0
2010 ATL	1/1	5	52	10.4	21	0	0	0	0.0	0	0
TOTALS	3/3	22	193	8.8	21	2	0	0	0.0	0	0

WHITE'S BEST GAMES

RECEPTIONS	YARDS	LONG	TOUCHDOWNS
13 @ PIT (9/12/10)	210 @ SF (10/11/09)	90t @ SF (10/11/09)	2, Six Times
12, Two Times	201 vs. CIN (10/24/10)	69t vs. CAR (9/23/07)	Last vs. Jax (12/15/11)
Last vs. BAL (11/11/10)	164 @ NO (12/7/08)	68t @ NO (11/2/09)	
11, Two Times	147 vs. TEN (11/20/11)		
Last @ NO (12/26/11)			



VETERAN PLAYERS

2011 GAME-BY-GAME												
DATE	OPP	RECEIVING					RUSHING					
		REC	YDS	AVG	LG	TD	RSH	YDS	AVG	LG	TD	
9/11	@ CHI	8	61	7.6	14	0	0	0	0.0	0	0	
9/18	PHI	3	23	7.7	17	1	0	0	0.0	0	0	
9/25	@ TB	9	140	15.6	30	0	0	0	0.0	0	0	
10/2	@ SEA	6	78	13.0	26	0	0	0	0.0	0	0	
10/9	GB	6	50	8.3	15	1	0	0	0.0	0	0	
10/16	CAR	2	21	10.5	14	0	0	0	0.0	0	0	
10/23	@ DET	5	52	10.4	18	1	0	0	0.0	0	0	
11/6	@ IND	4	76	19.0	33	0	0	0	0.0	0	0	
11/13	NO	4	62	15.5	20	0	0	0	0.0	0	0	
11/20	TEN	7	147	21.0	43	0	0	0	0.0	0	0	
11/27	MIN	10	120	12.0	26	1	0	0	0.0	0	0	
12/4	@ HOU	4	51	12.8	16	1	0	0	0.0	0	0	
12/11	@ CAR	7	84	12.0	26	1	0	0	0.0	0	0	
12/15	JAX	10	135	13.5	29	2	0	0	0.0	0	0	
12/26	@ NO	11	127	11.5	26	0	0	0	0.0	0	0	
1/1	TB	4	69	17.3	23	0	0	0	0.0	0	0	
TOTALS		100	1,296	13.0	43	8	0	0	0.0	0	0	
CAREER		530	7,374	13.9	90	45	8	16	2.0	16	0	

2011 POSTSEASON												
DATE	OPP	RECEIVING					RUSHING					
		REC	YDS	AVG	LG	TD	RSH	YDS	AVG	LG	TD	
1/8	@ NYG	5	52	10.4	21	0	0	0	0.0	0	0	
TOTALS		5	52	10.4	21	0	0	0	0.0	0	0	

2010 GAME-BY-GAME												
DATE	OPP	RECEIVING					RUSHING					
		REC	YDS	AVG	LG	TD	RSH	YDS	AVG	LG	TD	
9/12	@ PIT	13	111	8.5	18	0	0	0	0.0	0	0	
9/19	ARI	7	78	11.1	24	1	0	0	0.0	0	0	
9/26	@ NO	5	69	13.8	24	1	0	0	0.0	0	0	
10/3	SF	7	104	14.9	20	0	0	0	0.0	0	0	
10/10	@ CLE	5	101	20.2	45	1	0	0	0.0	0	0	
10/17	@ PHI	6	83	13.8	25	0	0	0	0.0	0	0	
10/24	CIN	11	201	18.3	46	2	0	0	0.0	0	0	
11/7	TB	4	49	12.3	22	0	0	0	0.0	0	0	
11/11	BAL	12	138	11.5	33	2	0	0	0.0	0	0	
11/21	@ STL	9	83	9.2	26	0	0	0	0.0	0	0	
11/28	GB	5	49	9.8	14	0	0	0	0.0	0	0	
12/5	@ TB	7	74	10.6	25	0	0	0	0.0	0	0	
12/12	@ CAR	8	79	9.9	18	0	0	0	0.0	0	0	
12/19	@ SEA	7	65	9.3	15	1	0	0	0.0	0	0	
12/27	NO	3	43	14.3	18	1	0	0	0.0	0	0	
1/2	CAR	6	62	10.3	14	1	0	0	0.0	0	0	
TOTALS		115	1,389	12.1	46	10	0	0	0.0	0	0	

2010 POSTSEASON												
DATE	OPP	RECEIVING					RUSHING					
		REC	YDS	AVG	LG	TD	RSH	YDS	AVG	LG	TD	
1/15	GB	6	67	11.2	12	1	0	0	0.0	0	0	
TOTALS		6	67	11.2	12	1	0	0	0.0	0	0	

2009 GAME-BY-GAME												
DATE	OPP	RECEIVING					RUSHING					
		REC	YDS	AVG	LG	TD	RSH	YDS	AVG	LG	TD	
9/13	MIA	5	42	8.4	14	0	0	0	0.0	0	0	
9/20	CAR	6	53	8.8	17	1	0	0	0.0	0	0	
9/27	@ NE	4	24	6.0	14	0	0	0	0.0	0	0	
10/11	@ SF	8	210	26.3	90	2	0	0	0.0	0	0	
10/18	CHI	4	56	14.0	40	1	0	0	0.0	0	0	
10/25	@ DAL	6	50	8.3	12	1	0	0	0.0	0	0	
11/2	@ NO	4	108	27.0	68	1	0	0	0.0	0	0	
11/8	WSH	3	27	9.0	12	0	1	2	2.0	2	0	
11/15	@ CAR	7	98	14.0	34	0	0	0	0.0	0	0	
11/22	@ NYG	4	45	11.3	22	0	0	0	0.0	0	0	
11/29	TB	5	57	11.4	18	1	0	0	0.0	0	0	
12/6	PHI	9	104	11.6	35	1	0	0	0.0	0	0	
12/13	NO	2	41	20.5	27	0	0	0	0.0	0	0	
12/20	@ NYJ	4	33	8.3	16	0	0	0	0.0	0	0	
12/27	BUF	8	139	17.4	42	2	0	0	0.0	0	0	
1/3	@ TB	6	66	11.0	19	1	0	0	0.0	0	0	
TOTALS		85	1,153	13.6	90	11	1	2	2.0	2	0	

2008 GAME-BY-GAME												
DATE	OPP	RECEIVING					RUSHING					
		REC	YDS	AVG	LG	TD	RSH	YDS	AVG	LG	TD	
9/7	DET	2	54	27.0	46	0	0	0	0.0	0	0	
9/14	@ TB	4	59	14.8	19	0	1	2	2.0	2	0	
9/21	KC	5	119	23.8	70	1	0	0	0.0	0	0	
9/28	@ CAR	7	90	12.9	23	0	0	0	0.0	0	0	
10/5	@ GB	8	132	16.5	37	1	0	0	0.0	0	0	
10/12	CHI	9	112	12.4	26	1	0	0	0.0	0	0	
10/26	@ PHI	8	113	14.1	55	2	0	0	0.0	0	0	
11/2	@ OAK	5	54	10.8	17	0	0	0	0.0	0	0	
11/9	NO	5	68	13.6	16	1	1	2	2.0	2	0	
11/16	DEN	5	102	20.4	37	0	0	0	0.0	0	0	
11/23	CAR	4	70	17.5	30	0	0	0	0.0	0	0	
11/30	@ SD	6	112	18.7	38	0	0	0	0.0	0	0	
12/7	@ NO	10	164	16.4	59	0	0	0	0.0	0	0	
12/14	TB	4	61	15.3	30	0	0	0	0.0	0	0	
12/21	@ MIN	3	24	8.0	12	0	0	0	0.0	0	0	
12/28	STL	3	48	16.0	22	1	0	0	0.0	0	0	
TOTALS		88	1,382	15.7	70	7	2	4	2.0	2	0	

2008 POSTSEASON												
DATE	OPP	RECEIVING					RUSHING					
		REC	YDS	AVG	LG	TD	RSH	YDS	AVG	LG	TD	
1/3	@ ARZ	11	84	7.6	12	1	0	0	0.0	0	0	
TOTALS		11	84	7.6	12	1	0	0	0.0	0	0	

2007 GAME-BY-GAME												
DATE	OPP	RECEIVING					RUSHING					
		REC	YDS	AVG	LG	TD	RSH	YDS	AVG	LG	TD	
9/9	@ MIN	4	29	7.3	9	0	0	0	0.0	0	0	
9/16	@ JAX	4	81	20.3	35	0	0	0	0.0	0	0	
9/23	CAR	7	127	18.1	69	1	0	0	0.0	0	0	
9/30	HOU	3	64	21.3	34	0	0	0	0.0	0	0	
10/7	@ TEN	3	55	18.3	34	0	1	-2	-2.0	-2	0	
10/15	NYG	4	64	16.0	38	0	0	0	0.0	0	0	
10/21	@ NO	8	110	13.8	32	1	0	0	0.0	0	0	
11/4	SF	3	55	18.3	22	0	0	0	0.0	0	0	
11/11	@ CAR	6	57	9.5	18	0	0	0	0.0	0	0	
11/18	TB	4	28	7.0	11	0	0	0	0.0	0	0	
11/22	IND	6	104	17.3	48	1	0	0	0.0	0	0	
12/2	@ STL	10	146	14.6	34	1	0	0	0.0	0	0	
12/10	NO	3	75	25.0	39	1	0	0	0.0	0	0	
12/16	@ TB	1	4	4.0	4	0	0	0	0.0	0	0	
12/23	@ ARZ	12	141	11.8	26	0	0	0	0.0	0	0	
12/30	SEA	5	62	12.4	27	1	0	0	0.0	0	0	
TOTALS												




VETERAN PLAYERS

2006 GAME-BY-GAME												
DATE	OPP	RECEIVING					RUSHING					
		REC	YDS	AVG	LG	TD	RSH	YDS	AVG	LG	TD	
9/10	@ CAR	1	5	5.0	5	0	0	0	0.0	0	0	
9/17	TB	1	18	18.0	18	0	0	0	0.0	0	0	
9/25	@ NO	0	0	0.0	0	0	0	0	0.0	0	0	
10/1	ARZ	4	26	6.5	7	0	0	0	0.0	0	0	
10/15	NYG	2	20	10.0	10	0	0	0	0.0	0	0	
10/22	PIT	2	10	5.0	7	0	0	0	0.0	0	0	
10/29	@ CIN	3	42	14.0	21	0	0	0	0.0	0	0	
11/5	@ DET	0	0	0.0	0	0	0	0	0.0	0	0	
11/12	CLE	5	99	19.8	55	0	0	0	0.0	0	0	
11/19	@ BAL	1	49	49.0	49	0	0	0	0.0	0	0	
11/26	NO	1	14	14.0	14	0	0	0	0.0	0	0	
12/3	@ WAS	0	0	0.0	0	0	0	0	0.0	0	0	
12/10	@ TB	2	17	8.5	12	0	0	0	0.0	0	0	
12/16	DAL	3	104	34.7	52	0	0	0	0.0	0	0	
12/24	CAR	1	12	12.0	12	0	0	0	0.0	0	0	
12/31	@ PHI	4	90	22.5	47	0	0	0	0.0	0	0	
TOTALS		30	506	16.9	55	0	0	0	0.0	0	0	

2005 GAME-BY-GAME												
DATE	OPP	RECEIVING					RUSHING					
		REC	YDS	AVG	LG	TD	RSH	YDS	AVG	LG	TD	
9/12	PHI	0	0	0.0	00	0	0	0.0	0	0	0	
9/18	@ SEA	0	0	0.0	00	0	0	0.0	0	0	0	
9/25	@ BUF	0	0	0.0	00	0	0	0.0	0	0	0	
10/2	MIN	2	12	6.0	7	0	0	0	0.0	0	0	
10/9	NE	0	2	0.0	2	0	0	0	0.0	0	0	
10/16	@ NO	1	10	10.0	10	0	0	0	0.0	0	0	
10/24	NYJ	2	20	10.0	11	0	0	0	0.0	0	0	
11/6	@ MIA	3	50	16.7	200	1	16	16.0	16	0	0	
11/13	GB	2	22	11.0	19t	1	1	2	2.0	2	0	
11/20	TB	4	108	27.0	54	0	0	0	0.0	0	0	
11/24	@ DET	2	25	12.5	16	0	0	0	0.0	0	0	
12/4	@ CAR	3	35	11.7	17	0	0	0	0.0	0	0	
12/12	NO	2	65	32.5	54t	1	1	-7	-7.0	-7	0	
12/18	@ CHI	1	19	19.0	19	0	0	0	0.0	0	0	
12/24	@ TB	3	31	10.3	13	0	0	0	0.0	0	0	
1/1	CAR	4	47	11.8	16	1	1	1	1.0	1	0	
TOTALS												




VETERAN PLAYERS



**JOHN
PARKER WILSON**

QUARTERBACK



95

HT: 6' 2" WT: 215 NFL EXP: 4 ACQ: FA-'09 4TH YEAR WITH FALCONS

BIRTHDATE: 10/17/85 COLLEGE: UNIVERSITY OF ALABAMA

TRANSACTIONS

- Signed by Atlanta as a rookie free agent on April 27, 2009.
- Signed by the Falcons as a free agent on July 30, 2011.
- Signed to the Falcons practice squad on September 4, 2011.
- Signed to the Falcons active roster on December 2, 2011.

2011 (FALCONS)

- Signed to the practice squad on September 4.
- Signed to the active roster on December 2.
- Was inactive in Week 13-17 and in the Wild Card playoff @ New York (1.8).

CAREER

- Has served as the Falcons third quarterback in each of the last two seasons.
- Designated as the third quarterback for the Falcons from Weeks 1-17 in 2010.

COLLEGE

- Was a three-year starter at quarterback for Alabama and finished his career having completed 664 of 1,174 passes for 7,894 yards and 46 touchdowns.
- In 2008, led the Crimson Tide to a 12-2 record.
- His career pass attempts, completions, yards and touchdowns all sit atop the Alabama passing charts.
- Named the team's Offensive Achievement Award co-winner in 2007 and earned the 2008 Johnny Musso Offensive Back Award.

PERSONAL

- Attended Hoover High School and was a three-year starter leading the Buccaneers to state titles in 2002 and '03.
- Completed 615 of 978 passes for 8,170 yards and 78 touchdowns in his career.
- Was the 2003 Alabama Gatorade Player of the Year.
- Was a *Parade* High School All-America honoree and the Alabama Sports Writers Association and *Montgomery News* Player of the Year in 2003.

EXTRA POINTS

- Took part in the Falcons 3rd annual Fishing with the Falcons (a special fishing outing on Lake Lanier with wounded military veterans) in June 2010.
- Has taken an active role in supporting several of his teammate's initiatives by attending their charitable events.



VETERAN PLAYERS



**JOE
ZELENKA**
LONG SNAPPER



82

HT: 6' 3"

WT: 266

NFL EXP: 14

ACQ: FA-'09

4TH YEAR WITH FALCONS

BIRTHDATE: 3/9/76

COLLEGE: WAKE FOREST UNIVERSITY

TRANSACTIONS

- Originally signed as an undrafted rookie free agent by San Francisco on April 23, 1999.
- Was traded to Washington from San Francisco on April 17, 2000. After his one-year stint with the Redskins, was signed by Jacksonville in 2001.
- Released by Jacksonville and was signed by the Falcons as a free agent on December 1, 2009.

CAREER

- Took over long snapping duties for Jacksonville in 2001 and competed in a team record 128 consecutive games played.

Handled all long snapping duties for every game in 2010.

2011 (FALCONS)

- Handled all long snapping duties Weeks 1-17 and in Wild Card playoff @ New York (1.8).
- Snapped for K Matt Bryant, who Hit 27 of his 29 field goal attempts, including a string of 14 in-a-row to start the season.
- His consistency allowed Bryant to connect on 93.1 percent of his field goal attempts, which led the NFL.

COLLEGE

- Was a four-year letterman at Wake Forest and totaled 25 career receptions for 217 yards as a tight end.
- Saw extensive playing time on special teams as a long snapper.

PERSONAL

- Attended Cleveland Benedictine High School and competed in six different positions in his tenure.
- Earned second-team all-state honors as a senior and received the Coaches Award for overall effort.
- Married to Rebekah and the two have twins, Benjamin and Grace.

EXTRA POINTS

- Hosts an annual fundraising bowling event every spring in his hometown of Jacksonville, Florida to benefit the Ronald McDonald House.
- Participated in the Extra Yard partnership program and purchased 40 season tickets and t-shirts for the WinShape Foundation.
- Participated in the 3rd annual Fishing with the Falcons in June 2010. Went fishing out on Lake Lanier with soldiers who had been recently injured in the war in the Middle East.

RISE UP



2012 ROOKIES





2012 ROOKIES



**PETER
KONZ**
GUARD



66

HT: 6-5

WT: 317

NFL EXP: R

AQU: D2-'12

1ST YEAR WITH FALCONS

BIRTHDAY: 6/9/1989

COLLEGE: UNIVERSITY OF WISCONSIN

TRANSACTIONS

- Selected as a second round (55th overall) draft choice by Atlanta in 2012.

COLLEGE


- Was a Rimington Trophy finalist, earning All-American first-team honors from *Pro Football Weekly* and the American Football Coaches Association, adding second-team honors from Yahoo! Sports and Sports Illustrated, in addition to being chosen third-team by The NFL Draft Report and Phil Steele in 2011.
- Earned first-team All-Big Ten Conference accolades from the media and was an honorable mention pick by the league's coaches as a junior in 2011.
- Anchored a Wisconsin offensive line that paved the way for one of the most prolific offenses in the country, as the Badgers averaged 469.9 yards per game, including 235.6 yards per game on the ground and 234.3 yards through the air.
- In 2011, helped RB Monte Ball lead the nation with 1,923 rushing yards and tie RB Barry Sanders NCAA record with 39 rushing touchdowns.
- Also protected QB Russell Wilson, who threw for a school record 3,175 yards.
- In 2010, was a consensus honorable mention All-Big Ten selection, an Academic All-Big Ten choice and earned ESPN Academic All-District honors.
- Placed on the watch list for the Rimington Trophy after starting 11 games at center and blocking for Wisconsin's trio of 1,000-yard rushers, RB James White (1,086), RB John Clay (1,028) and Ball (1,019) in 2010.
- Was named a first-team freshman All-American by *Sporting News* and earned Academic All-Big Ten honors as a redshirt freshman in 2009.
- In 2009, started nine games, paving the way for a Badgers offense that averaged 416.9 yards of total offense per game, including 203.8 rushing yards per game.

PERSONAL

- Attended Neenah (Wisc.) High School, playing football for head coach Steve Mentzel. Rated the 30th-best offensive lineman in the nation and the third-best overall player in the state of Wisconsin by Rivals.com.
- A team captain, he received first-team all-state, all-region and all-conference honors while excelling in the trenches as both an offensive and defensive lineman as a senior.
- As a junior, was also a first-team all-state choice on offense, adding first-team all-region, first-team all-conference, honorable mention all-conference recognition as a defensive lineman.
- Earned three varsity letters on the gridiron while also lettering twice in basketball and track and field.
- A Communication Arts major, twice earned Academic All-Big Ten Conference honors, in addition to being named to the 2010 ESPN Academic All-Region team.
- Son of Margaret and Tony Konz (pronounced kahnz)




2012 ROOKIES



**LAMAR
HOLMES**

TACKLE



76

HT: 6-6 WT: 333 NFL EXP: R AQU: D3-'12 1ST YEAR WITH FALCONS

BIRTHDAY: 7/8/1989 COLLEGE: SOUTHERN MISSISSIPPI

TRANSACTIONS

- Selected as a third round (91st pick overall) draft choice by Atlanta in 2012.

COLLEGE


- Played two seasons at Southern Miss after transferring from Itawamba Community College following the 2009 campaign.
- Was named a team captain by his teammates after transferring from junior college because of his work ethic.
- Earned first team All-Conference USA honors after paving the way for the Golden Eagles to post more than 6,000 yards of total offense for the first time in school history.
- Protected QB Austin Davis' blind side, helping the quarterback throw for 3,496 yards with 30 touchdowns, and blocked for a rushing attack that averaged 205.1 yards per game.
- In his first season at Southern Miss, played in 12 games with five starts and helped Davis earn second team All-Conference USA honors after throwing for 3,103 yards.
- Played two seasons at Itawamba Community College, where he earned NJCAA Preseason All-America honors prior to the 2009 season and was a first-team MACJC North pick during his freshman campaign.
- Rivals.com ranked Holmes as a four-star performer and the number 18 junior college player in the nation.

PERSONAL

- Was a standout performer at Huss High School in North Carolina.
- Majored in sports coaching with a minor in business management.



2012 ROOKIES



**BRADIE
EWING**
FULLBACK



36

HT: 5-11

WT: 243

NFL EXP: R

AQU: D5A-'12

1ST YEAR WITH FALCONS

BIRTHDAY: 12/26/1989

COLLEGE: UNIVERSITY OF WISCONSIN

TRANSACTIONS

- Selected as a fifth round (157th overall) draft choice by Atlanta in 2012.

COLLEGE

- Began his career at Wisconsin as a walk-on running back and ended it as a team captain and first team All-American.
- Started 10 of 52 games at Wisconsin, rushing for two touchdowns and adding two more receiving scores.
- According to *NFL Draft Report*, his 30 touchdown-resulting blocks in 2011 are the most ever by a blocker in a season and were more than 99 teams at the NCAA Football Bowl Subdivision level.
- In 2011, he was named a first team All-American and chosen to the Super Sleeper Team by The NFL Draft Report at fullback.
- Cleared running lanes for All-American RB Montee Ball, who rushed for an NCAA-best 1,923 yards and tied RB Barry Sanders collegiate record with 39 rushing touchdowns.
- Also delivered a team-best 100 knockdowns/key blocks, including a Badgers-best 21 down-field blocks.
- As a junior in 2010, he won the Tom Wiesner Award, given to the team's best Wisconsin-born player, while adding Academic All-Big Ten Conference and ESPN Academic All-District honors.
- Produced 18 touchdown-resulting blocks and helped the Badgers rank 21st in the nation in total offense (445.2 yards per game), paving the way for Wisconsin's trio of 1,000-yard rushers, RB James White (1,086), RB John Clay (1,028) and Ball (1,019) in 2010.
- Spent his first two seasons in Madison as a walk-on. During his freshman campaign, he saw action on the kickoff coverage and kick return units before shifting to fullback as a sophomore.

- Earned his first Academic All-Big Ten Conference selection after helping the Badgers finish 15th in the nation and first in the Big 10 in rushing with 203.9 yards per game in 2010.

PERSONAL

- Attended Richland Center (Wisc.) High School, where he was a three-sport standout in football, basketball and track-&-field
- Played football for head coach Ed Levy, was tabbed a two-star prospect by *Rivals.com* as a tailback and strong safety for the Hornets.
- Served as team captain in each of his last three years.
- Earned All-Southwest Wisconsin Football Conference honors, as he scored four times on the ground, gaining 627 yards at tailback.
- Was class president and National Honors Society member who graduated with a 3.67 GPA.
- Majored in Sociology at Wisconsin.
- Son of Andrea and David Ewing



2012 ROOKIES



**JONATHAN
MASSAQUOI**
DEFENSIVE END



96

HT: 6-2

WT: 264

NFL EXP: R

AQU: D5B-'12

1ST YEAR WITH FALCONS

BIRTHDAY: 5/18/1988

COLLEGE: TROY

TRANSACTIONS

- Selected as the second of two fifth round (164th overall) draft choices by Atlanta in 2012.

COLLEGE

- Started all 25 games he played in at Troy, recording 128 tackles (78 solo) with 19.5 sacks for minus 138 yards, 31.0 stops for loss, 12 quarterback pressures, two forced fumbles, four fumble recoveries, three passes defended and one blocked kick.
- His 19.5 sacks rank 12th in school history and his 31 tackles for loss rank third in team annals.
- Was named to preseason watch lists for the Lombardi Award, the Walter Camp Player of the Year Award, the Bronko Nagurski Award, the Chuck Bednarik Trophy, and the Ted Hendricks Award as well as for the Pony Express Award.
- Earned All-Sun Belt Conference first-team honors in 2011 after finishing the season with 52 tackles (29 solo) and leading the Trojans with six sacks.
- In 2010, he was named All-Sun Belt Conference first-team by the league's coaches after notching 76 tackles (49 solo) and ranking ninth in the nation with 13.5 sacks.
- His 20.5 stops for loss in 2010 tied DE Osi Umenyiora (2002) for the second most in school history.
- In his first season at Troy, was named All-Sun Belt Conference first-team by the league's coaches. Ranked third on the team with 76 tackles (49 solos), adding four QB pressures, a forced fumble, three fumble recoveries and one pass defended.

- Led the Sun Belt Conference and ranked ninth in the nation with 13.5 sacks in 2010.

- Prior to arriving at Troy, Massaquoi played two seasons at Butler County (Kan.) Community College, leading the team to the NJCAA Championship.

- Including the 2009 season at Butler College, Massaquoi played in 36 college games, registering 224 tackles (135 solos) with 37.5 sacks for minus 242 yards, 68.0 tackles for loss, 21 QB pressures, four forced fumbles, five fumble recoveries, four passes defended and a blocked kick.

PERSONAL

- Attended Central Gwinnett High School in nearby Lawrenceville, Ga., playing football as a junior and senior for Head Coach Brady Warren
- Rated one of the state's top 60 juniors by the Atlanta Journal-Constitution after he recorded 61 tackles and three sacks as a senior.
- In 2006, he registered 87 tackles while getting to the quarterback nine times.
- Graduated from Troy with a degree in Social Science.
- Cousin of Minnesota Vikings TE Visanthe Shiancoe and Cleveland Browns WR Mohammed Massaquoi.
- Born in Monrovia Liberia, West Africa
- Son of Betsy and Jonatn Massaquoi (pronounced mass-ah-kwa)

MASSAQUOI'S CAREER DEFENSIVE STATISTICS

YEAR	GP/GS	TK	SO	AST	SK	YDS	INT	YDS	LG	TD	PD	FF	FR	YDS	TD
2008	BUT	11/11	96	57	39	18.0	104.0	0	0	0	1	2	1	0	0
2010	TRY	13/13	76	49	27	13.5	97.0	0	0	0	1	1	3	0	0
2011	TRY	12/12	52	29	23	6.0	41.0	0	0	0	2	1	1	0	0
TOTAL		36/36	224	135	89	37.5	338.0	0	0	0	4	4	5	0	0



2012 ROOKIES



CHARLES MITCHELL
SAFETY


26

HT: 5-11 WT: 205 NFL EXP: R AQU: D6-'12 1ST YEAR WITH FALCONS
BIRTHDAY: 9/13/1989 COLLEGE: MISSISSIPPI STATE

TRANSACTIONS

- Selected as a sixth round (192nd overall) draft choice by Atlanta in 2012.

COLLEGE

- One of the Bulldogs most consistent defenders, played in 50 games and recorded 283 total tackles with four interceptions during his career.
- Ranked second on the team with 95 tackles (50 solo) while notching three tackles for loss, one sack, six passes defended and one forced fumble as a senior in 2011.
- Became the leader of the Bulldog secondary in 2010, posting 93 total tackles, including double digit tackles in three games.
- As a sophomore in 2009, started all 12 games and posted 65 tackles with four interceptions.
- Played in all 12 games during his true freshman season for the Bulldogs and was selected to the Freshman All-SEC team by the league's coaches after notching 31 tackles and one pass defense.

PERSONAL

- Named the Gatorade Player of the Year for the state of Mississippi his senior season at Clarksdale (Miss.) High School after posting 78 tackles, four sacks, and two interceptions.
- Chosen to the Jackson Clarion-Ledger Dandy Dozen prior to his senior season, as one of the top 12 prospects in the state of Mississippi.
- Named one of the top 250 players in the country by Rivals.com. Tabbed as the 10th ranked safety in the nation and the top rated defensive back in Mississippi.
- Was selected to play in the Mississippi-Alabama High School All-Star game. Led the Mississippi team to victory with nine tackles and one interception.
- Rushed for 520 yards and nine touchdowns, and caught 14 passes for 200 yards and another score.
- Named second-team, all-state in the secondary by the Clarion-Ledger as a junior after making 108 tackles and three interceptions while rushing for 1,151 yards and 12 touchdowns on offense.

MITCHELL'S CAREER DEFENSIVE STATISTICS

YEAR	GP/GS	TK	SO	AST	SK	YDS	INT	YDS	LG	TD	PD	FF	FR	YDS	TD
2008 MSU	12/0	31	17	14	0.0	0.0	0	0	0	0	1	0	0	0	0
2009 MSU	12/12	64	39	25	0.0	0.0	4	131	0	0	8	1	0	0	0
2010 MSU	13/13	93	55	38	0.0	0.0	0	0	0	0	2	0	0	0	0
2011 MSU	13/13	95	50	45	1.0	8.0	0	0	0	0	6	1	0	0	0
TOTAL	50/38	283	161	122	1.0	8.0	4	133	0	0	17	2	0	0	0



2012 ROOKIES



TRAVIAN ROBERTSON DEFENSIVE TACKLE



92

HT: 6-4

WT: 304

NFL EXP: R

AQU: D7-'12

1ST YEAR WITH FALCONS

BIRTHDAY: 12/9/1988

COLLEGE: SOUTH CAROLINA

TRANSACTIONS

- Selected as a seventh round (249th overall) draft choice by Atlanta in 2012.

COLLEGE

- Named a preseason second-team All-SEC selection by *Phil Steele* as a key interior cog in South Carolina's defense.
- Three-year letter winner played in 12 games as a senior in 2011, recording 45 tackles (22 solo), two sacks and eight tackles for loss.
- In 2010, helped anchor one of the best defensive fronts in the SEC, earning fourth-team All-SEC accolades from *Phil Steele* after starting all 14 contests, and posting 42 tackles, with 10 for loss and four sacks.
- Played in every game in his first two seasons at South Carolina, totaling 24 tackles with two tackles for loss.

PERSONAL

- Played for Mark Barnes at Scotland County High School in Laurinburg, N.C., where he was named Defensive End of the Year after recording 74 tackles with 7.5 sacks, two fumble recoveries and four forced fumbles as a senior.
- Named all-conference, all-region and team Defensive MVP during his senior season.
- Played in the Shrine Bowl of the Carolinas, posting four tackles, a sack and a fumble recovery. Also logged three tackles and a pair of sacks in the Offense-Defense All-Star Game in Ft. Lauderdale, Fla.
- Graduated from South Carolina in May 2011 with a degree in criminal justice.
- His brother, Tony Robertson, played football at Appalachian State.

ROBERTSON'S CAREER DEFENSIVE STATISTICS

YEAR	GP/GS	TK	SO	AST	SK	YDS	INT	YDS	LG	TD	PD	FF	FR	YDS	TD
2007	USC 12/0	7	4	3	0.0	0.0	0	0	0	0	1	0	0	0	0
2008	USC 13/0	17	9	8	0.0	0.0	0	0	0	0	2	1	1	0	0
2009	USC 4/4	8	5	3	0.0	0.0	0	0	0	0	0	0	0	0	0
2010	USC 14/14	42	28	14	4.0	26.0	0	0	0	0	2	1	2	0	0
2011	USC 12/12	45	22	23	2.0	11.0	0	0	0	0	0	0	0	0	0
TOTAL	55/30	119	68	51	6.0	37.0	0	0	0	0	5	2	3	0	0

RISE UP



COLLEGE FREE AGENTS





COLLEGE FREE AGENTS



**LAMARK
BROWN**

TIGHT END



85

HT: 6-3 WT: 220 NFL EXP: R AQU: FA-'12 1ST YEAR WITH FALCONS

BIRTHDAY: 7/5/1989 COLLEGE: MINNESOTA-MANKATO

TRANSACTIONS

- Signed by the Falcons as a College Free Agent on April 30, 2012.
- Caught 31 passes for 405 yards with five touchdowns during his senior season at Minnesota-Mankato. He also added 31 carries for 98 yards with four touchdowns.
- Prior to arriving at Minnesota-Mankato, he was a three-year player at Kansas State.

PERSONAL

- Son of LaMark Sr., and Angela Brown...Born July 5, 1989...majored in communication studies at MSU.



COLLEGE FREE AGENTS



**MICHAEL
CALVIN**

WIDE RECEIVER



15

HT: 6-3 WT: 215 NFL EXP: R AQU: FA-'12 1ST YEAR WITH FALCONS

BIRTHDAY: 6/7/1989 COLLEGE: CALIFORNIA

TRANSACTIONS

- Signed by the Falcons as a College Free Agent on April 30, 2012

COLLEGE


- Played in 37 games with 10 starts and totaled 42 receptions for 528 yards with one touchdown during his career at California. In 2011, had his most productive season with career highs of 20 receptions, 269 receiving yards and one touchdown.

PERSONAL

- A SuperPrep All-American choice and All-Far West team selection. Rated No. 25 among the nation's wide receivers by Scout and No. 58 in the nation among wide receivers by Rivals. Named to the Long Beach Press-Telegram's Best in the West team. Averaged 146 yards of total offense per game while leading San Lorenzo High School (CA) in receiving, scoring and kicking as a senior.




COLLEGE FREE AGENTS



**RICO
COUNCIL**

LINEBACKER



43

HT: 6-1 WT: 255 NFL EXP: R AQU: FA-'12 1ST YEAR WITH FALCONS

BIRTHDAY: 12/6/1988 COLLEGE: TENNESSEE STATE

TRANSACTIONS

- Signed by the Falcons as a College Free Agent on April 30, 2012.

COLLEGE


- Named Ohio Valley Conference Preseason Co-Defensive Player of the Year as a senior at Tennessee State. In 2011, he posted a team-high 87 tackles (49 solo) with 8.5 tackles for loss, 3.5 sacks, one interception, 11 passes defended, one forced fumble and two fumble recoveries. The Chattanooga, TN native was named to the All-OVC second team as a junior, received TSU Heart of a Tiger Courage Award and earned first team All-HBCU honors as a sophomore.

PERSONAL

- Three time all-state...Finished senior season with 167 tackles...Runner-up, Tennessee Mr. Football... Voted team MVP...Named to all-Region squad at Howard High School in Chattanooga, TN.
- Son of Leia Frieson and Michael Calloway.




COLLEGE FREE AGENTS



**DOMINIQUE
DAVIS**

QUARTERBACK



14

HT: 6-3 WT: 210 NFL EXP: R AQU: FA-'12 1ST YEAR WITH FALCONS

BIRTHDAY: 7/17/1989 COLLEGE: EAST CAROLINA

TRANSACTIONS

- Signed by the Falcons as a College Free Agent on April 30, 2012.

COLLEGE

- Completed 67.6 percent of his passes (334-of-494) for 3,225 yards with 25 touchdowns as a senior at East Carolina. In 2011, he was a fourth team preseason all-conference selection by Phil Steele and named to the watch lists for the Maxwell and Davey O'Brien awards.
- Turned in a record-breaking campaign during first season with the Pirates, completing 393 of 609 pass attempts for 3,967 yards with 37 touchdowns in 2010.

- Began his college career at Boston College where he redshirted during Falcons QB Matt Ryan's senior season with the Eagles.

PERSONAL

- Full name is Dominique Dion Davis. A Lakeland, FL native his brother Desmond Clark played for tight end for the Broncos, Dolphins and Bears. Won a Junior College National Championship while playing at Fort Scott Community College. earned FSWA All-State Class 3A first-team honors as a senior quarterback and was an honorable mention as a junior at Kathleen High School in Lakeland, FL.



COLLEGE FREE AGENTS



**ROBBIE
FREY**

RUNNING BACK



40

HT: 6-0 WT: 203 NFL EXP: R AQU: FA-'12 1ST YEAR WITH FALCONS

BIRTHDAY: 3/8/1989 COLLEGE: KUTZTOWN

TRANSACTIONS

- Signed by the Falcons as a College Free Agent on April 30, 2012.

COLLEGE

- Played in 12 games in his senior year and posted a team-high 1,185 rushing yards on 189 carries in 2011. His 11 touchdowns were the most by a Kutztown back since 2002. He played three seasons at the University of Connecticut prior to transferring to Kutztown for his senior season.

PERSONAL

- Standout athlete at Lehigh High School in Lehigh, PA. Selected for the Pennsylvania East-West All-Star Game, named a first-team AAA All-State pick in 2005 and 2006 and named first-team All-State by the Pittsburgh Sports Report. Rushed 282 times as a senior for 2,035 yards and 27 touchdowns and holds Lehigh's career rushing record at 4,845 yards and its season scoring record with 162 points. Named to the Pennsylvania Football News All-Academic Silver Team.



COLLEGE FREE AGENTS



**MAX
GRUDER**
LINEBACKER



46

HT: 6-2 WT: 230
BIRTHDAY: 3/15/1989

NFL EXP: R AQU: FA-'12
COLLEGE: UNIVERSITY OF PITTSBURGH

1ST YEAR WITH FALCONS

TRANSACTIONS

- Signed by the Falcons as a College Free Agent on April 30, 2012

COLLEGE

- Notched a team-high 116 tackles (58 solo) with 8.5 tackles for loss, three passes defended and one half sack in his senior season at Pittsburgh. A versatile linebacker, he played a starting role at both weak side and middle linebacker in 2010 and was the team's starting weak side backer in 2009. Gruder also earned Big East All-Academic honors twice during his career.

PERSONAL

- Two-way standout at Charlotte Country Day School, named a first team All-North Carolina Independent School Athletic Association (NCISAA) and a two-time first team All-Charlotte Independent School Athletic Conference selection. Compiled 111 tackles, 17 tackles for losses, two interceptions (one returned for a TD) and two fumble recoveries as a senior. Started at middle linebacker and offensive guard and led team to the Charlotte Independent School Athletic Conference championship and the state championship game as a senior.



COLLEGE FREE AGENTS



**BRYCE
HARRIS**

TACKLE



73

HT: 6-6 WT: 300 NFL EXP: R AQU: FA-'12 1ST YEAR WITH FALCONS

BIRTHDAY: 1/16/1989 COLLEGE: FRESNO STATE

TRANSACTIONS

- Signed by the Falcons as a College Free Agent on April 30, 2012.

COLLEGE


- Was selected to the All-WAC first team by the league coaches and named to Phil Steele's All-WAC first team after starting in all 13 games at left tackle at Fresno State.
- Played for Falcons offensive line coach Pat Hill, who served as the Bulldogs head coach prior to arriving in Atlanta, and helped guide RB Robbie Rouse to a WAC-best 1,549 rushing yards, which was the third highest rushing total in single season in school history.

PERSONAL

- Named a captain his senior at Tulare Union where the he was a member of the East Yosemite League championship team. Also earned lineman of the year in 2007 and was named to the East Yosemite League all-first team. Posted 38 tackles and 4 sacks on defense during his senior season.




COLLEGE FREE AGENTS



**JERRELL
HARRIS**

LINEBACKER



49

HT: 6-3 WT: 242 NFL EXP: R AQU: FA-'12 1ST YEAR WITH FALCONS

BIRTHDAY: 7/8/1989 COLLEGE: UNIVERSITY OF ALABAMA

TRANSACTIONS

- Signed by the Falcons as a College Free Agent on April 30, 2012

COLLEGE


- Started at strong side linebacker for the National Champion Alabama Crimson Tide and recorded 22 tackles (12 solo) with 2.5 tackles for loss in 2011.
- In 2010, he started at both strong and weak side linebacker and finished with 24 tackles. Harris also played in six games for the Crimson Tide on special teams and as a backup linebacker during their BCS National Championship season in 2009.

PERSONAL

- Was regarded as one of the top linebacker prospects in the country earning *Parade* All-America honors as a senior at Gadsden City High School (AL). Listed as the No. 22 player nationally on *SuperPrep Magazine's* Elite 50, the No. 3 linebacker in the country according to *SuperPrep* and the No. 2 player in the state of Alabama. Was also a *SuperPrep/Scout.com* Top 100 selection and ranked as the fourth best linebacker in the country by *Rivals.com*. Named to the *Atlanta Journal-Constitution's* Super Southern 100 a first-team ASWA 6A All-State selection after recording 145 tackles, 15 sacks and three interceptions as a senior.




COLLEGE FREE AGENTS



**JOSH
HARRIS**

LONG SNAPPER



47

HT: 6-1 WT: 224 NFL EXP: R AQU: FA-'12 1ST YEAR WITH FALCONS

BIRTHDAY: 4/27/1989 COLLEGE: AUBURN UNIVERSITY

TRANSACTIONS

- Signed by the Falcons as a College Free Agent on April 30, 2012.

COLLEGE

- Served as Auburn's long snapper on field goals, punts and PATs for the last three seasons, including 2010 when the Tigers won the BCS National Championship. The Carrollton, GA native was a SEC Academic Honor Roll selection in 2008 and 2009.

PERSONAL

- Native of Carrollton, GA. Began his career at Auburn as a walk on before earning a scholarship. Named the National Sigma Nu Athlete of the Year in 2011. Majored in Political Science



COLLEGE FREE AGENTS



**TYLER
HORN**

CENTER



64

HT: 6-4 WT: 305 NFL EXP: R AQU: FA-'12 1ST YEAR WITH FALCONS

BIRTHDAY: 3/1/1989 COLLEGE: UNIVERSITY OF MIAMI

TRANSACTIONS

- Signed by the Falcons as a College Free Agent on April 30, 2012

COLLEGE


- Started his final 25 games at center for Miami and was named a second team All-ACC selection, and team captain.
- Blocked for RB Lamar Miller, who rushed for 1,335 yards and nine touchdowns while averaging 5.6 yards per carry. Also anchored an offensive line that allowed the Hurricanes to average 145.7 rushing yards per game and 4.4 yards per carry in 2011.

PERSONAL

- Helped his high school team win back-to-back state championships when during his sophomore and junior seasons. Voted the team's MVP after the 2006 season as an offensive tackle. Also played varsity basketball as a junior.




COLLEGE FREE AGENTS



**MARCUS
JACKSON**

WIDE RECEIVER



16

HT: 6-1 WT: 195 NFL EXP: R AQU: FA-'12 1ST YEAR WITH FALCONS

BIRTHDAY: 5/20/1989 COLLEGE: LAMAR

TRANSACTIONS

- Signed by the Falcons as a College Free Agent on April 30, 2012.

PERSONAL

- Played quarterback at Tyler Lee High School in Tyler, TX. Son of Marcus and Jackie Jackson.

COLLEGE

- Finished with 65 catches for 1,159 yards during his two seasons at Lamar, including 24 receptions for 432 yards and six touchdowns and a team leading 18.0 yards per catch average as a senior.
- His eight touchdown catches in 2010 were the second most in a single season in school history.
- Hauled in 17 passes for 278 yards and four touchdowns at Navarro College, helping the Bulldogs to an 11-1 record and a No. 3 ranking in the 2009 National Junior College Athletic Association.



COLLEGE FREE AGENTS



**ELISHA
JOSEPH**

**DEFENSIVE
TACKLE**

**70**

HT: 6-3 WT: 275 NFL EXP: R AQU: FA-'12 1ST YEAR WITH FALCONS
BIRTHDAY: 6/20/1988 COLLEGE: TEMPLE

TRANSACTIONS

- Originally signed by the Green Bay Packers as a college free agent in 2011.
- Signed to the Pittsburgh Steelers practice squad on October 18, 2011
- Signed by the Falcons as a College Free Agent on July 25, 2012.

COLLEGE


- played in 48 games with 19 starts during his collegiate career at Temple and registered 97 tackles, including 6.5 tackles for loss, and one sack.

PERSONAL

- A 2006 graduate of Hartford (Conn.) Public HS ... served as team captain in the Connecticut-Rhode Island Governor's Cup All-Star Game as a senior and made a TD reception ... second-team All-State WR as a senior and a second-team All-State DB as a junior ... made first-team All-Central Connecticut Eastern Conference at both WR and DB in 2005, while garnering all-league honors at DB in 2004




COLLEGE FREE AGENTS



**PHILLIPKEITH
MANLEY**

GUARD



68

HT: 6-5 WT: 309 NFL EXP: R AQU: FA-'12 1ST YEAR WITH FALCONS
BIRTHDAY: 5/7/1990 COLLEGE: UNIVERSITY OF TOLEDO

TRANSACTIONS

- Signed by the Falcons as a College Free Agent on April 30, 2012

COLLEGE

- A two-year starter at guard for Toledo. In 2011, he helped pave the way for the Rockets offense to rush for 2,777 yards, including RB Adonis Thomas, who logged a team-high 1,071 yards.

PERSONAL

- Rated as the No. 63 player in the state of Ohio by Ohio High Magazine and No. 56 guard in the nation by ESPN.com while playing at Hamilton High School in Hamilton, OH. Earned first-team all-league, first-team All-Butler County and honorable mention All-Southwest Ohio honors.



COLLEGE FREE AGENTS



**MARTY
MARKETT**

CORNERBACK



38

HT: 5-10 WT: 162 NFL EXP: R AQU: FA-'12 1ST YEAR WITH FALCONS

BIRTHDAY: 11/7/1989 COLLEGE: UNIVERSITY OF SOUTH CAROLINA

TRANSACTIONS

- Signed by the Falcons as a College Free Agent on April 30, 2012.

COLLEGE


- Played both cornerback and special teams after walking on to the Gamecocks as a sophomore in 2009. Made 26 stops (21 solo) in 2011 after recording 12 tackles and one pass defended in 2010.
- Also earned All-America honors as part of South Carolina's 4x100 meter relay team in 2008.

PERSONAL

- Graduated from York (S.C.) Comprehensive High School in 2007 where he helped his football team to a region title. Also competed in track & field and was nominated for the Wendy's High School Heisman award. He earned all-region and all-state honors and was a state champion in the 400 meters and 4x100 meter relay as a senior. Named the Spartanburg Herald Track Athlete of the Year.




COLLEGE FREE AGENTS



**ADAM
NISSLEY**

TIGHT END



86

HT: 6-6 WT: 267 NFL EXP: R AQU: FA-'12 1ST YEAR WITH FALCONS

BIRTHDAY: 5/6/1988 COLLEGE: UNIVERSITY OF CENTRAL FLORIDA

TRANSACTIONS

- Signed by the Falcons as a College Free Agent on April 30, 2012

COLLEGE


- Played in 51 games with 38 receptions for 465 yards with two touchdowns at Central Florida. He was a two time All-Conference USA honorable mention selection and his 21 receptions in 2011 were the fourth most in a single season in school history.

PERSONAL

- A Cumming, GA native, played at South Forsyth High School where he was named to the Atlanta Journal-Constitution All-Northside First Team and AJC Northside Super 11.




COLLEGE FREE AGENTS



**LOUIS
NZEGWU**

DEFENSIVE END



97

HT: 6-4 WT: 255 NFL EXP: R AQU: FA-'12 1ST YEAR WITH FALCONS

BIRTHDAY: 5/15/1989 COLLEGE: UNIVERSITY OF WISCONSIN

TRANSACTIONS

- Signed by the Falcons as a College Free Agent on April 30, 2012.

COLLEGE


- A four-year letter winner for the Badgers appearing in 48 games with 27 starts and logging 100 tackles (53 solo) with 17.5 tackles for loss, 11.0 sacks, two forced fumbles and one fumble recovery.
- Started all 14 games and led the Badgers with 4.5 sacks helping Wisconsin reach the Rose Bowl in 2011. Also recorded at least three sacks in each of his final three seasons.

PERSONAL

- Rated among top 60 running backs in the nation and the No. 5 player in Wisconsin by *Rivals.com*. Tabbed among top 50 players in Midwest by *SuperPrep* and ranked as nation's No. 87 defensive end by *Scouts, Inc.* Named *Wisconsin State Journal* Small Schools Player of the Year in 2006 and earned first-team all-state, all-area and all-conference honors as a running back during his senior year at Platteville High School (WI). Named team MVP twice and finished his high school career with 3,315 rushing yards and 39 TDs on 491 carries. Also competed in track.




COLLEGE FREE AGENTS



**MICANOR
REGIS**

DEFENSIVE TACKLE



67

HT: 6-3 WT: 305 NFL EXP: R AQU: FA-'12 1ST YEAR WITH FALCONS

BIRTHDAY: 11/3/1989 COLLEGE: UNIVERSITY OF MIAMI (FL)

TRANSACTIONS

- Signed by the Falcons as a College Free Agent on April 30, 2012.

COLLEGE

- Played in 46 career games with 112 tackles (52 solo), 5.5 sacks, 18 tackles for loss, one forced fumble and three interceptions at Miami. was a reliable and consistent defender for the Hurricanes as he finished the 2011 season with 41 tackles (19 solo), 6.5 tackles for loss, and two sacks. In 2010 he notched 42 tackles (19 solo), eight tackles for loss and three sacks.

PERSONAL

- Played for USA Today's No. 6-ranked high school team at Pahokee High School (FL). Made 101 tackles (31 for loss), with five sacks and an interception as a senior. Was named first-team All-Area by the *Palm Beach Post* when he made 47 tackles and 13 sacks as a junior. Ranked the No. 55 player in Florida and the 29th best defensive tackle in the nation by *Rivals.com* and rated as the No. 31 defensive tackle and the No. 58 player in Florida by *Scout.com*. Selected to the PrepStar All-Southeast Region team after his senior season.




COLLEGE FREE AGENTS



**JAMES
RODGERS**

WIDE RECEIVER



18

HT: 5-7 WT: 188
BIRTHDAY: 12/20/1988

NFL EXP: R AQU: FA-'12
COLLEGE: OREGON STATE

1ST YEAR WITH FALCONS

TRANSACTIONS

- Signed by the Falcons as a College Free Agent on April 30, 2012

COLLEGE

- Finished his career as one of the greatest receivers and all-purpose players in Oregon State history, establishing a school record with 222 career receptions, including an OSU record 91 catches in 2009. also set the Oregon State career record with 6,377 all-purpose yards and is the first player in OSU history with 1,000 yards rushing and 2,000 yards receiving.

PERSONAL

- Joins his brother RB Jacquizz Rodgers, who was selected in the fifth round of the 2011 NFL Draft by the Atlanta Falcons.
- Graduated from Oregon State with a degree in speech communication and a minor in ethnic studies. Attended Lamar Consolidated High School in Richmond, Texas, where he played wide receiver and free safety. Was the 2005 and 2006 District MVP and named a First Team All-State selection. Also starred in basketball and track athlete.



COLLEGE FREE AGENTS



**PAT
SCHILLER**

LINEBACKER



45

HT: 6-2 WT: 235 NFL EXP: R AQU: FA-'12 1ST YEAR WITH FALCONS

BIRTHDAY: 11/12/1988 COLLEGE: NORTHERN ILLINOIS

TRANSACTIONS

- Signed by the Falcons as a College Free Agent on April 30, 2012.

COLLEGE

- Earned second team All Mid-American Conference honors from Phil Steele and was named NIU's Linebacker of the Year by the coaching staff after leading the team with 115 tackles (42 solo), two sacks and 10 tackles for loss in 2011. In four seasons, he collared 239 tackles (91 solo), three sacks, 19 tackles for loss, three forced fumbles, seven passes defensed and one interception.

PERSONAL

- Was a first team all-state selection and a two-time first team all-conference and all-area selection at Geneva High School (IL). Totaled 190 tackles, eight sacks, six forced fumbles, six passes defensed, and two blocked kicks. Also played running back and ran for 1,169 yards and 25 touchdowns with four touchdown catches. Led the Vikings to an 11-2 record as a senior in 2006.



COLLEGE FREE AGENTS



**PEYTON
THOMPSON**
CORNERBACK



37

HT: 5-11 **WT: 180**
BIRTHDAY: 9/26/1990

NFL EXP: R **AQU: FA-'12**
COLLEGE: SAN JOSE STATE

1ST YEAR WITH FALCONS

TRANSACTIONS

- Signed by the Falcons as a College Free Agent on April 30, 2012

COLLEGE


- Logged 186 tackles (125 solo), 10.5 tackles for loss, seven interceptions, one sack, two forced fumbles, two fumble recoveries and 22 passes defended in four seasons at San Jose State.


PERSONAL


- Two-time Sacramento Bee honorable mention All-Metro choice. Lettered in football and track at Granite Bay High School (CA). Averaged 6.4 yards per carry, caught 21 passes for 292 yards, and averaged 25.7 yards a kickoff return in 2007. Set a school record in the 400-yard dash, running 48.2 seconds.



COLLEGE FREE AGENTS



 **TIM TOONE**
WIDE RECEIVER

 **17**

HT: 5-10 WT: 175 NFL EXP: R AQU: FA-'12 1ST YEAR WITH FALCONS
BIRTHDAY: 2/14/1985 COLLEGE: WEBER STATE

TRANSACTIONS

- Originally selected by the Detroit Lions in the seventh round (255th overall) of the 2010 NFL Draft.
- Signed by the Falcons as an unrestricted free agent on July 25, 2012.

COLLEGE

- Averaged 24.9 yards per reception with 39 catches for 973 yards and 12 touchdowns during his two-year collegiate career at Weber State. He was named Honorable Mention All-Big Sky Conference in 2007 after posting 32 catches for 698 yards with a team-high 10 touchdowns.

PERSONAL

- First Team All-State under Coach Doug Clapp at Peoria High School...Had 37 catches for 1,125 yards in 2002 setting a state record for yards per catch at 30.4...Was a standout baseball and soccer player as well.



COLLEGE FREE AGENTS



**DAWSON
ZIMMERMAN**

PUNTER



9

HT: 6-2 WT: 205 NFL EXP: R AQU: FA-'12 1ST YEAR WITH FALCONS

BIRTHDAY: 11/15/1989 COLLEGE: CLEMSON

TRANSACTIONS

- Signed by the Falcons as a College Free Agent on April 30, 2012.

COLLEGE

- Named an Academic All-ACC selection and team specialist of the year in 2010, posting a 42.7-yard average on 60 punts along with 19 punts inside the 20, nine punts of 50+ yards, and a 40.6-yard net average.

PERSONAL

- Helped Brookwood High School (GA) to three region championships and a state championship appearance. Named an all-state punter by the Georgia Sportswriters and a first-team all-state punter by the Atlanta Journal-Constitution after his senior season. Earned Gwinnett County Touchdown Club Specialist-of-the-Year honors and kicked in the "Rivalries of Gwinnett" All-Star game. Rated as the number two punter in the nation by Scout.com and the number six kicker in the nation by ESPN.com.

RISE UP



2011 SEASON IN REVIEW





SEASON IN REVIEW

STAT PACK

2011

(10-6) 2nd NFC SOUTH
Coach: Mike Smith

DATE	ATL	OPP	
9/11	@CHI	12 30	L 62,115
9/18	PHI	35 31	W 69,608
9/25	@TB	13 16	L 46,995
10/2	@SEA	30 28	W 66,266
10/9	GB	14 25	L 69,576
10/16	CAR	31 17	W 69,047
10/23	@DET	23 16	W 63,625
11/6	@IND	31 7	W 65,218
11/13	NO	23 26	L 70,359
11/20	TEN	23 17	W 68,164
11/27	MIN	24 14	W 68,115
12/4	@HOU	10 17	L 71,545
12/11	@CAR	31 23	W 72,680
12/15	JAX	41 14	W 68,856
12/26	@NO	16 45	L 70,086
1/1	TB	45 24	W 68,167

POSTSEASON

NFC Wildcard Round			
1/8	@NYG	2 24	L 79,909

2011	ATL	OPP
TOTAL FIRST DOWNS	349	292
Rushing	100	87
Passing	215	186
Penalty	34	19
3rd Down: Made/Att	99/224	93/211
3rd Down Pct.	44.2	44.1
4th Down: Made/Att	4/13	6/11
4th Down Pct.	30.8	54.5
POSSESSION AVG.	32:05	27:55
TOTAL NET YARDS	6,026	5,338
Avg. Per Game	376.6	333.6
Total Plays	1,073	965
Avg. Per Play	5.6	5.5
NET YARDS RUSHING	1,834	1,552
Avg. Per Game	114.6	97.0
Total Rushes	453	372
NET YARDS PASSING	4,192	3,786
Avg. Per Game	262.0	236.6
Sacked/Yards Lost	26/173	33/231
Gross Yards	4,365	4,017
Att./Completions	594/365	560/340

SCORE/QTR	Q1	Q2	Q3	Q4	OT	PTS
Team	120	115	74	93	0	402
Opponents	39	110	127	71	3	350

SCORING TD	Ru	Pa	RT	PAT	FG	2 TP
M. Bryant	0	0	0	0	45/45	27/29
M. Turner	11	11	0	0	0/0	0/0
R. White	8	0	8	0	0/0	0/0
J. Jones	8	0	8	0	0/0	0/0
T. Gonzalez	7	0	7	0	0/0	0/0
O. Mughelli	2	0	2	0	0/0	0/0
M. Ryan	2	2	0	0	0/0	0/0
J. Rodgers	2	1	1	0	0/0	0/0
H. Douglas	1	0	1	0	0/0	0/0
M. Palmer	1	0	1	0	0/0	0/0
J. Snelling	1	0	1	0	0/0	0/0
C. Lofton	1	0	0	1	0/0	0/0
K. Biermann	1	0	0	1	0/0	0/0
C. Peters	1	0	0	1	0/0	0/0
Team	46	14	29	3	45/45	27/29
Opponents	40	10	25	5	37/37	28/28

PASSING	ATT	CMP	YDS	CP%	YD/AT	TD	TD%	INT	INT%	LG	SK/YDS	RTG
Ryan	566	347	4,177	61.3	7.4	29	5.1	12	2.1	80t	26/173	92.2
Redman	28	18	188	64.3	6.7	0	0.0	1	3.6	22	0/0	68.8
Team	594	365	4,365	61.4	7.3	29	4.9	13	2.2	80t	26/173	91.0
Opponents	560	340	4,017	60.7	7.2	25	4.5	19	3.4	70t	33/231	83.3

PUNTING	NO	YDS	AVG	NET	TB	I20	LG	B
Bosher	70	2,990	42.7	38.9	4	27	59	1
Team	70	2,990	42.7	38.9	4	27	59	1
Opponents	75	3,460	46.1	40.6	5	19	66	0

RUSHING	NO	YDS	AVG	LG	TD
Turner	301	1,340	4.5	81t	11
Rodgers	57	205	3.6	13	1
Snelling	44	151	3.4	18	0
Ryan	37	84	2.3	12	2
Jones	6	56	9.3	19	0
Douglas	1	3	3.0	3	0
Mughelli	2	1	0.5	1	0
C. Redman	5	-6	-1.2	-1	0
Team	453	1,834	4.0	81t	14
Opponents	372	1,552	4.2	74t	10

INT'S	NO	YDS	AVG	LG	TD
DeCoud	4	77	19.3	49	0
Robinson	2	28	14.0	14	0
Hayden	2	3	1.5	2	0
Moore	2	56	28.0	29	0
Lofton	2	30	15.0	26t	1
Franks	2	0	0.0	0	0
Biermann	1	50	50.0	50t	1
Grimes	1	29	29.0	29	0
Peterson	1	4	4.0	4	0
Peters	1	1	1.0	1	0
D. Walls	1	23	23.0	23	0
Team	19	301	15.8	50t	2
Opponents	13	178	13.7	40t	2

RECEIVING	NO	YDS	AVG	LG	TD
White	100	1,296	13.0	43	8
Gonzalez	80	875	10.9	30	7
Jones	54	959	17.8	80t	8
Douglas	39	498	12.8	49	1
Snelling	26	179	6.9	21t	1
Rodgers	21	188	9.0	31t	1
Turner	17	168	9.9	32	0
Weems	11	90	8.2	18	0
Palmer	10	72	7.2	11	1
Mughelli	4	25	6.3	19	2
Cox	2	8	4.0	8	0
Kelly	1	7	7.0	7	0
Team	365	4,365	12.0	80t	29
Opponents	340	4,017	11.8	70t	25

PUNT RET	RET	FC	YDS	AVG	LG	TD
Weems	32	19	315	9.8	42	0
Franks	1	0	0	0.0	0	0
Team	33	19	315	9.5	42	0
Opponents	31	24	150	4.8	33	0

KICK RET	NO	YDS	AVG	LG	TD
Weems	24	563	23.5	37	0
Team	24	563	23.5	37	0
Opponents	60	1,487	24.8	104	0

FG'S	1-19	20-29	30-39	40-49	50+
Bryant	2/2	9/9	9/9	5/7	2/2
Team	2/2	9/9	9/9	5/7	2/2
Opponents	0/0	8/8	4/5	9/10	2/5

Sacks: J. Abraham 9.5, L. Sidbury 4.0, S. Weatherspoon 4.0, C. Peters 3.0, R. Edwards 3.5, K. Biermann 2.5, V. Walker 2.0, J. Babineaux 1.0, C. Owens 1.0, C. Lofton 1.0, W. Moore 0.5
Team: 32.0, Opponents: 25.0

2-Pt. Conversions: Team 0/0, Opponents: 1/2

Fumbles Lost: M. Ryan 3, M. Turner 2, D. Franks 1, J. Jones 1, J. Rodgers 1
Total: 8
Opponent: 10

Fumble Recoveries: R. Edwards 2, C. Lofton 1, Corey Peters 1, S. Nicholas 1, V. Walker 1, J. Snelling 1, J. Sanders 1, S. Weatherspoon 1, John Abraham 1
Total: 9



SEASON IN REVIEW

STAT PACK

DEFENSIVE TACKLES	T	A	TOTAL TACKLES
Curtis Lofton	95	64	159
Sean Weatherspoon	84	41	125
Thomas DeCoud	75	33	108
Dunta Robinson	48	16	64
William Moore	26	23	49
James Sanders	32	16	48
Brent Grimes	36	8	44
Kroy Biermann	15	19	34
Stephen Nicholas	22	10	32
Ray Edwards	25	7	32
Corey Peters	24	7	31
Chris Owens	20	8	28
Kelvin Hayden	22	5	27
Mike Peterson	16	11	27
John Abraham	20	6	26
Jonathan Babineaux	15	8	23
Vance Walker	15	7	22
Dominique Franks	10	7	17
Peria Jerry	3	7	10
Lawrence Sidbury	4	3	7
Spencer Adkins	3	2	5
Total	580	286	866

QUARTERBACK SACKS	SACKS
John Abraham	9.5
Lawrence Sidbury	4.0
Sean Weatherspoon	4.0
Ray Edwards	3.5
Corey Peters	3.0
Kroy Biermann	2.5
V. Walker	2.0
Jonathan Babineaux	1.0
C. Owens	1.0
C. Lofton	1.0
W. Moore	0.5
Total	32.0

SPECIAL TEAMS TACKLES	T	A	TOTAL TACKLES
Akeem Dent	12	7	19
Eric Weems	10	2	12
Shann Schillinger	7	4	11
Kroy Biermann	5	4	9
Matt Boesher	6	2	8
Chris Owens	7	1	8
Antone Smith	7	0	7
Jason Snelling	2	3	5
Stephen Nicholas	2	2	4
Kelvin Hayden	3	0	3
Brent Grimes	2	1	3
Jacquizz Rodgers	2	1	3
Ovie Mughelli	1	1	2
Lawrence Sidbury	1	1	2
Mike Peterson	2	0	2
James Sanders	2	0	2
Sean Weatherspoon	2	0	2
Thomas DeCoud	1	0	1
Darrin Walls	1	0	1
Spencer Adkins	1	0	1
Total	76	34	107

DEFENSIVE FUMBLE RECOVERIES	FR
R. Edwards	2
S. Nicholas	1
V. Walker	1
J. Sanders	1
C. Lofton	1
C. Peters	1
J. Snelling	1
Total	8

PASSESS DEFENSED	PD
Brent Grimes	14
William Moore	9
Dunta Robinson	9
Sean Weatherspoon	8
Curtis Lofton	7
Thomas DeCoud	5
Corey Peters	3
Kelvin Hayden	3
Jonathan Babineaux	3
Dominique Franks	3
Chris Owens	3
Ray Edwards	3
James Sanders	2
John Abraham	2
Mike Peterson	2
Lawrence Sidbury	2
Darrin Walls	2
Kroy Biermann	1
Stephen Nicholas	1
Akeem Dent	1
Peria Jerry	1
Total	85

TACKLES FOR LOSS	TFL
S. Weatherspoon	14
J. Abraham	9
C. Lofton	9
C. Peters	6
R. Edwards	4
L. Sidbury	4
P. Jerry	3
J. Babineaux	3
S. Nicholas	3
K. Biermann	3
V. Walker	3
C. Owens	2
M. Peterson	2
T. DeCoud	2
K. Hayden	1
W. Moore	1
D. Robinson	1
Total	75

INTERCEPTIONS	INTs
Thomas DeCoud	4
Kelvin Hayden	2
William Moore	2
Dunta Robinson	2
Dominique Franks	2
Curtis Lofton	2
Kroy Biermann	1
Brent Grimes	1
Mike Peterson	1
Corey Peters	1
Darrin Walls	1
Total	19

DEFENSIVE FORCED FUMBLES	FF
J. Abraham	4
S. Nicholas	2
C. Lofton	2
B. Grimes	1
P. Jerry	1
W. Moore	1
A. Dent	1
V. Walker	1
Total	12



SEASON IN REVIEW

GAME REVIEWS

GAME 1

SOLDIER FIELD, CHICAGO, IL



30-12



ATLANTA FALCONS

PASSING	ATT	CP	YD	SK	TD	LG	INT	RT
M. Ryan	47	31	319	5/43	0	32	1	76.5
TOTAL	47	31	319	5/43	0	32	1	76.5

RUSHING	ATT	YDS	AVG	LG	TD
M. Turner	10	100	10.0	53	0
J. Snelling	2	10	5.0	9	0
J. Rodgers	2	0	0.0	2	0
TOTAL	14	110	7.9	53	0

RECEIVING	NO	YDS	AVG	LG	TD
R. White	8	61	7.6	14	0
T. Gonzalez	5	72	14.4	30	0
J. Jones	5	71	14.2	32	0
J. Snelling	5	32	6.4	10	0
M. Turner	3	40	13.3	20	0
J. Rodgers	3	33	11.0	15	0
H. Douglas	2	10	5.0	7	0
TOTAL	31	319	10.3	32	0

CHICAGO BEARS

PASSING	ATT	CP	YD	SK	TD	LG	INT	RT
J. Cutler	32	22	312	4/21	2	56T	1	107.8
TOTAL	32	22	312	4/21	2	56T	1	107.8

RUSHING	ATT	YDS	AVG	LG	TD
M. Forte	16	68	4.3	27	0
K. Bell	10	24	2.4	6	0
D. Sanzenbacher	1	-4	-4.0	-4	0
TOTAL	27	88	3.3	27	0

RECEIVING	NO	YDS	AVG	LG	TD
M. Forte	5	90	18.0	56T	1
R. Williams	4	55	13.8	23	0
D. Hester	3	60	20.0	53	0
J. Knox	3	60	20.0	25	0
K. Davis	2	23	11.5	12	0
E. Bennett	2	11	5.5	6	0
M. Spaeth	2	7	3.5	6	0
D. Sanzenbacher	1	6	6.0	6	0
TOTAL	22	312	14.2	56	2

SCORING DRIVE

TEAM	QTR	TIME	SCORING PLAY	ATL	CHI
Bears	1	9:58	R. Gould 41 yd. Field Goal (10-54, 5:02)	0	3
Falcons	1	5:24	M. Bryant 48 yd. Field Goal (10-50, 4:34)	3	3
Bears	1	1:10	M. Forte 56 yd. pass from J. Cutler (R. Gould kick) (3-72,1:32)	3	10
Bears	2	8:42	R. Gould 23 yd. Field Goal (7-25, 3:43)	3	13
Bears	2	0:55	R. Gould 26 yd. Field Goal (14-72, 5:19)	3	16
Falcons	3	10:13	M. Bryant 25 yd. Field Goal (11-87, 4:47)	6	16
Bears	3	6:55	M. Spaeth 1 yd. pass from J. Cutler (R. Gould kick) (7-92,3:18)	6	23
Bears	3	5:58	B. Urlacher 12 yd. fumble return (R. Gould kick)	6	30
Falcons	4	10:23	K. Biermann 50 yd. interception return (run failed)	12	30



SEASON IN REVIEW

GAME REVIEWS

GAME 2

GEORGIA DOME, ATLANTA, GA



35-31



PHILADELPHIA EAGLES

PASSING	ATT	CP	YD	SK	TD	LG	INT	RT
M. Vick	28	19	242	0/0	2	36	1	103.6
M. Kafka	9	7	72	0/0	0	43	0	100.0
TOTAL	37	26	314	0/0	2	43	1	102.8

RUSHING	ATT	YDS	AVG	LG	TD
L. McCoy	18	95	5.3	23	2
M. Vick	6	25	4.2	10	0
R. Brown	3	10	3.3	11	0
M. Kafka	1	2	2.0	2	0
J. Maclin	1	1	1.0	1	0
D. Jackson	1	0	0.0	0	0
TOTAL	30	133	4.4	23	2

RECEIVING	NO	YDS	AVG	LG	TD
J. Maclin	13	171	13.2	43	2
B. Celek	4	43	10.8	24	0
L. McCoy	4	21	5.3	10	0
S. Smith	2	29	14.5	20	0
D. Jackson	2	21	10.5	11	0
J. Avant	1	29	29.0	29	0
TOTAL	26	314	12.1	43	2

ATLANTA FALCONS

PASSING	ATT	CP	YD	SK	TD	LG	INT	RT
M. Ryan	28	17	195	4/15	4	32	2	91.5
TOTAL	28	17	195	4/15	4	32	2	91.5

RUSHING	ATT	YDS	AVG	LG	TD
M. Turner	21	114	5.4	61	1
J. Rodgers	3	17	5.7	10	0
M. Ryan	4	6	1.5	10	0
O. Mughelli	1	1	1.0	1	0
TOTAL	45	221	4.9	30	2

RECEIVING	NO	YDS	AVG	LG	TD
T. Gonzalez	7	83	11.9	17T	2
R. White	3	23	7.7	17	1
J. Jones	2	29	14.5	15	0
H. Douglas	2	19	9.5	15	0
M. Turner	1	32	32.0	32	0
J. Snelling	1	8	8.0	8	0
O. Mughelli	1	1	1.0	1T	1
TOTAL	17	195	11.5	32	4

SCORING DRIVE

TEAM	QTR	TIME	SCORING PLAY	PHI	ATL
Falcons	1	2:44	R. White 2 yd. pass from M. Ryan (M. Bryant kick) (7-38, 3:58)	0	7
Eagles	2	10:54	J. Maclin 5 yd. pass from M. Vick (A. Henery kick) (12-84, 6:50)	7	7
Eagles	2	6:46	A. Henery 22 yd. Field Goal (7-42, 2:51)	10	7
Falcons	2	0:44	T. Gonzalez 4 yd. pass from M. Ryan (M. Bryant kick) (4-24, 1:13)	10	14
Falcons	3	11:56	T. Gonzalez 17 yd. pass from M. Ryan (M. Bryant kick) (2-49, 0:56)	10	21
Eagles	3	10:00	J. Maclin 36 yd. pass from M. Vick (A. Henery kick) (4-70, 1:56)	17	21
Eagles	3	7:52	L. McCoy 8 yd. run (A. Henery kick) (4-22, 1:54)	24	21
Eagles	3	1:59	L. McCoy 2 yd. run (A. Henery kick) (5-20, 2:05)	31	21
Falcons	4	10:45	O. Mughelli 1 yd. pass from M. Ryan (M. Bryant kick) (12-80, 6:14)	31	28
Falcons	4	4:48	M. Turner 3 yd. run (M. Bryant kick) (7-80, 3:24)	31	35



SEASON IN REVIEW

GAME REVIEWS

GAME 3

RAYMOND JAMES, TAMPA, FLA



16-13



ATLANTA FALCONS

PASSING	ATT	CP	YD	SK	TD	LG	INT	RT
M. Ryan	47	26	330	4/35	1	49	1	75.7
TOTAL	47	26	330	4/35	1	49	1	75.7

RUSHING	ATT	YDS	AVG	LG	TD
M. Turner	11	20	1.8	9	0
M. Ryan	1	12	12.0	12	0
J. Rodgers	2	7	3.5	5	0
J. Jones	1	-9	-9.0	-9	0
TOTAL	15	30	2.0	12	0

RECEIVING	NO	YDS	AVG	LG	TD
R. White	9	140	15.6	30	0
J. Jones	6	115	19.2	49	0
H. Douglas	5	35	7.0	16	0
J. Rodgers	2	19	9.5	15	0
T. Gonzalez	2	18	9.0	10T	1
J. Snelling	2	3	1.5	6	0
TOTAL	26	330	12.7	49	1

TAMPA BAY BUCCANEERS

PASSING	ATT	CP	YD	SK	TD	LG	INT	RT
J. Freeman	32	22	180	0/0	0	24	2	56.8
TOTAL	32	22	180	0/0	0	24	2	56.8

RUSHING	ATT	YDS	AVG	LG	TD
L. Blount	24	81	3.4	12	0
J. Freeman	10	35	3.5	14	1
E. Graham	2	-1	-0.5	0	0
TOTAL	16	43	2.7	12	0

RECEIVING	NO	YDS	AVG	LG	TD
E. Graham	7	37	5.3	11	0
M. Williams	5	43	8.6	16	0
A. Benn	3	19	6.3	13	0
L. Stocker	2	33	16.5	24	0
K. Winslow	2	20	10.0	14	0
L. Blount	1	13	13.0	13	0
P. Parker	1	11	11.0	11	0
K. Lumpkin	1	4	4.0	4	0
TOTAL	22	180	8.2	24	0

SCORING DRIVE

TEAM	QTR	TIME	SCORING PLAY	ATL	TB
Bucs	1	1:19	C. Barth 49 yd. Field Goal (9-37, 3:23)	0	3
Falcons	2	11:10	M. Bryant 26 yd. Field Goal (11-84, 5:09)	3	3
Bucs	2	3:37	J. Freeman 1 yd. run (C. Barth kick) (12-80, 7:33)	3	10
Bucs	2	1:56	C. Barth 26 yd. Field Goal (4-1, 1:29)	3	13
Bucs	3	6:50	C. Barth 28 yd. Field Goal (16-70, 8:10)	3	16
Falcons	4	9:55	T. Gonzalez 10 yd. pass from M. Ryan (M. Bryant kick) (2-59, 0:43)	10	16
Falcons	4	4:06	M. Bryant 33 yd. Field Goal (13-53, 3:40)	13	16



SEASON IN REVIEW

GAME REVIEWS

GAME 4

CENTURYLINK FIELD, SEATTLE, WA



30-28



SEATTLE SEAHAWKS

PASSING	ATT	CP	YD	SK	TD	LG	INT	RT
T. Jackson	38	25	319	0/0	3	52t	2	96.3
TOTAL	38	25	319	0/0	3	52t	2	96.3

RUSHING	ATT	YDS	AVG	LG	TD
M. Lynch	8	24	3.0	11t	1
T. Jackson	2	16	8.0	13	0
J. Forsett	3	11	3.7	8	0
L. Washington	2	2	1.0	1	0
TOTAL	15	53	3.5	13	1

RECEIVING	NO	YDS	AVG	LG	TD
D. Baldwin	5	84	16.8	30	0
S. Rice	3	79	26.3	52t	1
M. Williams	3	36	12.0	19	1
M. Lynch	3	33	11.0	26	0
J. Forsett	3	30	10.0	18	0
B. Obomanu	3	25	8.3	12	1
Z. Miller	3	21	7.0	13	0
M. Robinson	1	7	7.0	7	0
L. Washington	1	4	4.0	4	0
TOTAL	25	319	12.8	52T	3

ATLANTA FALCONS

PASSING	ATT	CP	YD	SK	TD	LG	INT	RT
M. Ryan	42	28	291	0/0	1	45	0	94.4
TOTAL	42	28	291	0/0	1	45	0	94.4

RUSHING	ATT	YDS	AVG	LG	TD
M. Turner	26	70	2.7	21T	2
M. Ryan	4	26	6.5	10	0
J. Rodgers	6	25	4.2	11	0
TOTAL	29	98	3.4	27	0

RECEIVING	NO	YDS	AVG	LG	TD
J. Jones	11	127	11.5	45	0
T. Gonzalez	7	56	8.0	22	1
R. White	6	78	13.0	26	0
M. Turner	2	18	9.0	10	0
J. Rodgers	1	10	10.0	10	0
M. Palmer	1	2	2.0	2	0
TOTAL	28	291	10.4	45	1

SCORING DRIVE

TEAM	QTR	TIME	SCORING PLAY	ATL	SEA
Falcons	1	6:08	T. Gonzalez 1 yd. pass from M. Ryan (M. Bryant kick) (12-72, 7:40)	7	0
Falcons	2	10:13	M. Turner 21 yd. run (M. Bryant kick) (4-37, 1:31)	14	0
Seahawks	2	8:46	S. Rice 52 yd. pass from T. Jackson (S. Hauschka kick) (4-84, 1:27)	14	7
Falcons	2	2:48	M. Turner 1 yd. run (M. Bryant kick) (11-72, 5:58)	21	7
Falcons	2	0:25	M. Bryant 47 yd. Field Goal (9-33, 1:18)	24	7
Falcons	3	13:40	M. Bryant 50 yd. Field Goal (5-48, 1:20)	27	7
Seahawks	3	10:01	M. Williams 6 yd. pass from T. Jackson (S. Hauschka kick) (10-61, 3:39)	27	14
Seahawks	3	3:07	M. Lynch 11 yd. run (S. Hauschka kick) (1-11, 0:05)	27	21
Falcons	4	11:38	M. Bryant 42 yd. Field Goal (13-57, 6:29)	30	21
Seahawks	4	8:13	B. Obomanu 8 yd. pass from T. Jackson (S. Hauschka kick) (9-60, 3:25)	30	28



SEASON IN REVIEW

GAME REVIEWS

GAME 5

GEORGIA DOME, ATLANTA, GA



25-14



GREEN BAY PACKERS

PASSING	ATT	CP	YD	SK	TD	LG	INT	RT
A. Rodgers	39	26	396	4/27	2	70	0	117.0
TOTAL	39	26	396	4/27	2	70	0	117.0

RUSHING	ATT	YDS	AVG	LG	TD
J. Starks	12	40	3.3	11	0
R. Grant	7	18	2.6	9	0
A. Rodgers	1	-1	-1.0	-1	0
TOTAL	20	57	2.9	11	0

RECEIVING	NO	YDS	AVG	LG	TD
J. Jones	5	140	28.0	70T	1
G. Jennings	4	82	20.5	39	1
J. Finley	4	67	16.8	24	0
J. Nelson	3	17	5.7	9	0
R. Cobb	2	26	13.0	16	0
J. Starks	2	19	9.5	11	0
T. Crabtree	1	15	15.0	15	0
D. Williams	1	7	7.0	7	0
R. Grant	1	6	6.0	6	0
J. Kuhn	1	6	6.0	6	0
A. Green	1	6	6.0	6	0
D. Driver	1	5	5.0	5	0
TOTAL	26	396	15.2	70T	2

ATLANTA FALCONS

PASSING	ATT	CP	YD	SK	TD	LG	INT	RT
M. Ryan	32	18	167	1/11	1	23	2	55.1
TOTAL	32	18	167	1/11	1	23	2	55.1

RUSHING	ATT	YDS	AVG	LG	TD
M. Turner	16	56	3.5	15	1
J. Jones	1	17	17.0	17	0
J. Rodgers	1	11	11.0	11	0
M. Ryan	3	9	3.0	9	0
J. Snelling	1	2	2.0	2	0
TOTAL	22	95	4.3	17	1

RECEIVING	NO	YDS	AVG	LG	TD
T. Gonzalez	6	60	10.0	23	0
R. White	6	50	8.3	15	1
J. Snelling	2	21	10.5	17	0
H. Douglas	2	16	8.0	13	0
J. Jones	1	16	16.0	16	0
E. Weems	1	4	4.0	4	0
TOTAL	18	167	9.3	23	1

SCORING DRIVE

TEAM	QTR	TIME	SCORING PLAY	GB	ATL
Falcons	1	8:15	R. White 5 yd. pass from M. Ryan (M. Bryant kick) (13-80, 6:45)	0	7
Falcons	2	12:26	M. Turner 1 yd. run (M. Bryant kick) (10-60, 6:05)	0	14
Packers	2	5:26	M. Crosby 32 yd. Field Goal (13-70, 7:00)	3	14
Packers	2	0:08	M. Crosby 35 yd. Field Goal (8-27, 4:14)	6	14
Packers	3	5:28	M. Crosby 56 yd. Field Goal (8-45, 3:13)	9	14
Packers	3	3:42	J. Jones 70 yd. pass from A. Rodgers (pass failed) (1-70, 0:11)	15	14
Packers	4	14:51	G. Jennings 29 yd. pass from A. Rodgers (M. Crosby kick) (7-68, 2:21)	22	14
Packers	4	1:10	M. Crosby 30 yd. Field Goal (12-66, 6:22)	25	14



SEASON IN REVIEW

GAME REVIEWS

GAME 6

GEORGIA DOME, ATLANTA, GA



31-17



CAROLINA PANTHERS

PASSING	ATT	CP	YD	SK	TD	LG	INT	RT
M. Ryan	35	21	237	2/11	0	29	3	44.6
TOTAL	35	21	237	2/11	0	29	3	44.6

RUSHING	ATT	YDS	AVG	LG	TD
C. Newton	6	50	8.3	14T	1
J. Stewart	7	48	6.9	13	1
D. Williams	12	44	3.7	18	0
TOTAL	25	142	5.7	18	2

RECEIVING	NO	YDS	AVG	LG	TD
S. Smith	5	66	13.2	24	0
G. Olson	5	42	8.4	10	0
J. Shockey	4	60	15.0	29	0
J. Stewart	3	24	8.0	12	0
L. Naanee	2	31	15.5	17	0
B. LaFell	1	12	12.0	12	0
D. Williams	1	2	2.0	2	0
TOTAL	21	237	11.3	29	0

ATLANTA FALCONS

PASSING	ATT	CP	YD	SK	TD	LG	INT	RT
M. Ryan	22	14	163	1/4	1	34	0	101.1
TOTAL	22	14	163	1/4	1	34	0	101.1

RUSHING	ATT	YDS	AVG	LG	TD
M. Turner	27	139	5.1	33	2
J. Snelling	3	12	4.0	8	0
J. Rodgers	1	8	8.0	8	0
M. Ryan	3	7	2.3	4	1
O. Mughelli	1	0	0.0	0	0
TOTAL	35	166	4.7	33	3

RECEIVING	NO	YDS	AVG	LG	TD
T. Gonzalez	3	29	9.7	13	0
H. Douglas	2	57	28.5	34	0
R. White	2	21	10.5	14	0
O. Mughelli	2	20	10.0	19	1
M. Turner	1	8	8.0	8	0
M. Palmer	1	8	8.0	8	0
R. Kelly	1	7	7.0	7	0
J. Snelling	1	7	7.0	7	0
J. Rodgers	1	6	6.0	6	0
TOTAL	14	163	11.6	34	1

SCORING DRIVE

TEAM	QTR	TIME	SCORING PLAY	CAR	ATL
Panthers	1	4:54	O. Mare 42 yd. Field Goal (13-64, 6:51)	3	0
Falcons	1	0:00	M. Turner 1 yd. run (M. Bryant kick) (7-81, 4:54)	3	7
Panthers	2	10:13	J. Stewart 1 yd. run (O. Mare kick) (9-81, 4:47)	10	7
Falcons	2	3:49	O. Mughelli 1 yd. pass from M. Ryan (M. Bryant kick) (12-80, 6:24)	10	14
Panthers	3	6:28	C. Newton 14 yd. run (O. Mare kick) (13-80, 8:32)	17	14
Falcons	4	14:12	M. Bryant 24 yd. Field Goal (8-43, 3:18)	17	17
Falcons	4	7:00	M. Ryan 1 yd. run (M. Bryant kick) (10-60, 5:25)	17	24
Falcons	4	1:56	M. Turner 2 yd. run (M. Bryant kick) (8-39, 4:10)	17	31



SEASON IN REVIEW

GAME REVIEWS

GAME 7

FORD FIELD, DETROIT, MI



23-16



ATLANTA FALCONS

PASSING	ATT	CP	YD	SK	TD	LG	INT	RT
M. Ryan	34	20	218	3/19	1	49	2	63.1
C. Redman	1	0	0	0/0	0	0	0	39.6
TOTAL	50	36	412	3/27	3	64	0	116.4

RUSHING	ATT	YDS	AVG	LG	TD
M. Turner	27	122	4.5	50	0
J. Rodgers	1	5	5.0	5	0
M. Ryan	3	2	0.7	2	1
TOTAL	31	129	4.2	50	1

RECEIVING	NO	YDS	AVG	LG	TD
T. Gonzalez	5	62	12.4	30	0
R. White	5	52	10.4	18T	1
H. Douglas	4	62	15.5	49	0
J. Rodgers	3	12	4.0	8	0
J. Snelling	1	18	18.0	18	0
M. Palmer	1	8	8.0	8	0
O. Mughelli	1	4	4.0	4	0
TOTAL	20	218	10.9	49	1

DETROIT LIONS

PASSING	ATT	CP	YD	SK	TD	LG	INT	RT
M. Stafford	32	15	183	3/24	15T	0		75.4
TOTAL	32	15	183	3/24	15T	0		75.4

RUSHING	ATT	YDS	AVG	LG	TD
M. Morris	9	50	5.6	31	0
K. Williams	9	44	4.9	18	0
N. Burleson	2	10	5.0	10	0
TOTAL	20	104	5.2	31	0

RECEIVING	NO	YDS	AVG	LG	TD
C. Johnson	5	115	23.0	57T	1
B. Pettigrew	4	31	7.8	9	0
T. Scheffler	2	15	7.5	9	0
M. Morris	2	13	6.5	9	0
W. Heller	1	8	8.0	8	0
N. Burleson	1	1	1.0	1	0
TOTAL	15	183	12.2	57T	1

SCORING DRIVE

TEAM	QTR	TIME	SCORING PLAY	ATL	DET
Lions	1	10:26	J. Hanson 43 yd. Field Goal (4-10, 1:47)	0	3
Falcons	1	3:01	M. Bryant 23 yd. Field Goal (7-21, 3:03)	3	3
Falcons	1	0:04	M. Ryan 1 yd. run (M. Bryant kick) (5-28, 2:46)	10	3
Lions	2	10:52	J. Hanson 38 yd. Field Goal (9-50, 4:12)	10	6
Falcons	2	0:25	R. White 18 yd. pass from M. Ryan (M. Bryant kick) (7-81, 3:05)	17	6
Lions	3	7:37	J. Hanson 29 yd. Field Goal (6-35, 2:25)	17	9
Falcons	3	5:04	M. Bryant 47 yd. Field Goal (7-51, 2:33)	20	9
Lions	3	1:57	C. Johnson 57 yd. pass from M. Stafford (J. Hanson kick) (6-84, 3:07)	20	16
Falcons	4	8:41	M. Bryant 40 yd. Field Goal (9-25, 4:42)	23	16



SEASON IN REVIEW

GAME REVIEWS

GAME 8

LUCAS OIL FIELD, INDIANAPOLIS, IN



31-7



ATLANTA FALCONS

PASSING	ATT	CP	YD	SK	TD	LG	INT	RT
M. Ryan	24	14	275	1/6	3	80	1	120.7
TOTAL	24	14	275	1/6	3	80	1	120.7

RUSHING	ATT	YDS	AVG	LG	TD
M. Turner	19	71	3.7	15	1
J. Rodgers	10	44	4.4	11	0
J. Jones	2	33	16.5	19	0
J. Snelling	8	15	1.9	6	0
M. Ryan	2	0	0.0	2	0
TOTAL	41	163	4.0	19	1

RECEIVING	NO	YDS	AVG	LG	TD
R. White	4	76	19.0	33	0
T. Gonzalez	4	36	9.0	20	1
J. Jones	3	131	43.7	80T	2
J. Rodgers	1	16	16.0	16	0
M. Palmer	1	9	9.0	9	0
M. Turner	1	7	7.0	7	0
TOTAL	41	163	4.0	19	1

INDIANAPOLIS COLTS

PASSING	ATT	CP	YD	SK	TD	LG	INT	RT
C. Painter	27	13	98	2/15	0	16	1	41.9
D. Orlovsky	6	4	20	0/0	0	9	0	71.5
TOTAL	33	17	118	2/15	0	16	1	47.3

RUSHING	ATT	YDS	AVG	LG	TD
D. Brown	16	70	4.4	13	0
D. Carter	4	8	2.0	4	0
C. Painter	1	5	5.0	5	0
TOTAL	33	130	3.9	19	22

RECEIVING	NO	YDS	AVG	LG	TD
A. Collie	4	32	8.0	16	0
R. Wayne	4	30	7.5	11	0
P. Garcon	3	22	7.3	15	0
D. Clark	2	21	10.5	12	0
J. Tamme	2	6	3.0	3	0
B. Eldridge	1	6	6.0	6	0
D. Brown	1	1	1.0	1	0
TOTAL	17	118	6.9	16	0

SCORING DRIVE

TEAM	QTR	TIME	SCORING PLAY	ATL	IND
Falcons	1	11:38	M. Turner 1 yd. run (M. Bryant kick) (5-26, 2:38)	7	0
Falcons	1	2:51	J. Jones 50 yd. pass from M. Ryan (M. Bryant kick) (3-79, 1:34)	14	0
Falcons	2	11:55	J. Jones 80 yd. pass from M. Ryan (M. Bryant kick) (3-87, 1:34)	21	0
Colts	2	7:47	J. Powers 6 yd. interception return (A. Vinatieri kick)	21	7
Falcons	3	2:50	T. Gonzalez 1 yd. pass from M. Ryan (M. Bryant kick) (12-73, 7:32)	28	7
Falcons	4	10:15	M. Bryant 20 yd. Field Goal (10-62, 5:49)	31	7



SEASON IN REVIEW

GAME REVIEWS

GAME 9

GEORGIA DOME, ATLANTA, GA



26-23



NEW ORLEANS SAINTS

PASSING	ATT	CP	YD	SK	TD	LG	INT	RT
D. Brees	43	30	322	0/0	2	36	0	106.9
TOTAL	43	30	322	0/0	2	36	0	106.9

RUSHING	ATT	YDS	AVG	LG	TD
P. Thomas	6	29	4.8	16	0
M. Ingram	8	11	1.4	6	0
D. Sproles	2	1	0.5	1	0
TOTAL	16	41	2.6	16	0

RECEIVING	NO	YDS	AVG	LG	TD
M. Colston	8	113	14.1	19	0
J. Graham	7	82	11.7	29	1
P. Thomas	4	9	2.3	7	0
D. Sproles	4	2	0.5	5	0
R. Meachem	2	69	34.5	36	1
D. Thomas	2	4	2.0	8	0
L. Moore	1	28	28.0	28	0
J. Collins	1	12	12.0	12	0
M. Ingram	1	3	3.0	3	0
TOTAL	30	322	10.7	36	2

ATLANTA FALCONS

PASSING	ATT	CP	YD	SK	TD	LG	INT	RT
M. Ryan	52	29	351	1/8	2	46	1	81.5
TOTAL	52	29	351	1/8	2	46	1	81.5

RUSHING	ATT	YDS	AVG	LG	TD
M. Turner	22	96	4.4	21	0
J. Rodgers	7	30	4.3	13	0
M. Ryan	1	9	9.0	9	0
H. Douglas	1	3	3.0	3	0
J. Snelling	1	0	0.0	0	0
TOTAL	32	138	4.3	21	0

RECEIVING	NO	YDS	AVG	LG	TD
H. Douglas	8	133	16.6	46	0
T. Gonzalez	6	71	11.8	20t	1
R. White	4	62	15.5	20	0
E. Weems	3	25	8.3	11	0
J. Snelling	2	25	12.5	21t	1
J. Jones	2	9	4.5	6	0
M. Cox	2	8	4.0	8	0
M. Turner	1	10	10.0	10	0
J. Rodgers	1	8	8.0	8	0
TOTAL	29	351	12.1	46	2

SCORING DRIVE

TEAM	QTR	TIME	SCORING PLAY	NO	ATL
Falcons	1	6:20	M. Bryant 36 yd. Field Goal (16-61, 8:40)	0	3
Saints	1	2:48	J. Kasay 52 yd. Field Goal (8-30, 3:32)	3	3
Falcons	2	9:25	M. Bryant 29 yd. Field Goal (9-45, 5:21)	3	6
Saints	2	2:34	J. Graham 21 yd. pass from D. Brees (J. Kasay kick) (3-50, 1:01)	10	6
Falcons	3	5:08	J. Snelling 21 yd. pass from M. Ryan (M. Bryant kick) (10-70, 6:04)	10	13
Saints	3	1:31	R. Meachem 33 yd. pass from D. Brees (J. Kasay kick) (7-82, 3:37)	17	13
Saints	4	11:57	J. Kasay 48 yd. Field Goal (6--4, 2:56)	20	13
Saints	4	7:13	J. Kasay 44 yd. Field Goal (8-62, 3:35)	23	13
Falcons	4	4:13	T. Gonzalez 20 yd. pass from M. Ryan (M. Bryant kick) (9-81, 3:00)	23	20
Falcons	4	0:00	M. Bryant 27 yd. Field Goal (13-85, 1:55)	23	23
Saints	OT	8:25	J. Kasay 26 yd. Field Goal (4-21, 2:21)	26	23



SEASON IN REVIEW

GAME REVIEWS

GAME 10

GEORGIA DOME, ATLANTA, GA



23-17



TENNESSEE TITANS

PASSING	ATT	CP	YD	SK	TD	LG	INT	RT
M. Hasselbeck	25	13	124	0/0	0	20	1	49.4
J. Locker	19	9	140	1/7	2	40	0	107.3
TOTAL	44	22	264	1/7	2	40	1	74.4

RUSHING	ATT	YDS	AVG	LG	TD
M. Hasselbeck	1	17	17.0	17	0
C. Johnson	12	13	1.1	6	0
J. Locker	1	11	11.0	11	0
TOTAL	14	41	2.9	17	0

RECEIVING	NO	YDS	AVG	LG	TD
N. Washington	9	115	12.8	40T	2
J. Cook	5	51	10.2	22	0
J. Ringer	3	35	11.7	15	0
C. Johnson	3	15	5.0	6	0
L. Hawkins	1	32	32.0	32	0
D. Williams	1	16	16.0	16	0
TOTAL	22	264	12.0	40	2

ATLANTA FALCONS

PASSING	ATT	CP	YD	SK	TD	LG	INT	RT
M. Ryan	32	22	316	0/0	1	43	0	110.9
TOTAL	32	22	316	0/0	1	43	0	110.9

RUSHING	ATT	YDS	AVG	LG	TD
M. Turner	21	100	4.8	35	1
J. Snelling	7	11	1.6	4	0
M. Ryan	6	3	0.5	7	0
J. Rodgers	2	2	1.0	3	0
TOTAL	36	116	3.2	35	1

RECEIVING	NO	YDS	AVG	LG	TD
R. White	7	147	21.0	43	0
T. Gonzalez	5	74	14.8	19	1
H. Douglas	4	51	12.8	21	0
E. Weems	3	20	6.7	8	0
M. Palmer	1	11	11.0	11	0
M. Turner	1	9	9.0	9	0
J. Snelling	1	4	4.0	4	0
TOTAL	22	316	14.4	43	1

SCORING DRIVE

TEAM	QTR	TIME	SCORING PLAY	TEN	ATL
Falcons	1	10:41	T. Gonzalez 17 yd. pass from M. Ryan (M. Bryant kick) (5-44, 2:42)	0	7
Falcons	2	14:08	M. Bryant 19 yd. Field Goal (12-43, 6:53)	0	10
Falcons	2	7:18	M. Bryant 33 yd. Field Goal (7-64, 3:46)	0	13
Titans	2	0:02	R. Bironas 46 yd. Field Goal (7-62, 0:59)	3	13
Falcons	3	11:56	M. Turner 4 yd. run (M. Bryant kick) (7-80, 3:04)	3	20
Falcons	3	3:07	M. Bryant 24 yd. Field Goal (12-73, 6:49)	3	23
Titans	3	2:00	N. Washington 40 yd. pass from J. Locker (R. Bironas kick) (3-48, 1:07)	10	23
Titans	4	3:06	N. Washington 4 yd. pass from J. Locker (R. Bironas kick) (14-84, 3:30)	17	23



SEASON IN REVIEW

GAME REVIEWS

GAME 11

GEORGIA DOME, ATLANTA, GA



24-14



MINNESOTA VIKINGS

PASSING	ATT	CP	YD	SK	TD	LG	INT	RT
C. Ponder	25	17	186	4/24	1	39	0	103.1
TOTAL	25	17	186	4/24	1	39	0	103.1

RUSHING	ATT	YDS	AVG	LG	TD
T. Gerhart	17	44	2.6	12	1
P. Harvin	5	11	2.2	3	0
C. Ponder	2	9	4.5	5	0
TOTAL	24	64	2.7	12	1

RECEIVING	NO	YDS	AVG	LG	TD
P. Harvin	8	95	11.9	39T	1
V. Shiancoe	3	24	8.0	14	0
M. Jenkins	2	25	12.5	18	0
T. Gerhart	2	19	9.5	11	0
D. Aromashodu	1	18	18.0	18	0
A. Reisner	1	5	5.0	5	0
TOTAL	17	186	10.9	39	1

ATLANTA FALCONS

PASSING	ATT	CP	YD	SK	TD	LG	INT	RT
M. Ryan	34	27	262	2/16	3	27	0	128.2
TOTAL	34	27	262	2/16	3	27	0	128.2

RUSHING	ATT	YDS	AVG	LG	TD
M. Turner	19	60	3.2	10	0
J. Rodgers	3	19	6.3	8	0
J. Snelling	3	7	2.3	3	0
M. Ryan	4	3	0.8	6	0
TOTAL	29	89	3.1	10	0

RECEIVING	NO	YDS	AVG	LG	TD
R. White	10	120	12.0	26	1
T. Gonzalez	9	69	7.7	18	0
H. Douglas	2	45	22.5	27	1
J. Rodgers	2	12	6.0	9	0
M. Palmer	2	8	4.0	5	1
M. Turner	1	4	4.0	4	0
J. Snelling	1	4	4.0	4	0
TOTAL	27	262	9.7	27	3

SCORING DRIVE

TEAM	QTR	TIME	SCORING PLAY	MIN	ATL
Falcons	1	6:08	H. Douglas 27 yd. pass from M. Ryan (M. Bryant kick) (9-80, 5:39)	0	7
Falcons	2	4:04	R. White 6 yd. pass from M. Ryan (M. Bryant kick) (10-68, 6:01)	0	14
Falcons	2	0:37	M. Bryant 37 yd. Field Goal (6-17, 1:23)	0	17
Vikings	3	3:58	T. Gerhart 1 yd. run (R. Longwell kick) (14-80, 7:53)	7	17
Vikings	4	13:13	P. Harvin 39 yd. pass from C. Ponder (R. Longwell kick) (4-36, 0:52)	14	17
Falcons	4	6:40	M. Palmer 3 yd. pass from M. Ryan (M. Bryant kick) (9-73, 3:59)	14	24



SEASON IN REVIEW

GAME REVIEWS

GAME 12

RELIANT STADIUM, HOUSTON, TX



17-10



ATLANTA FALCONS

PASSING	ATT	CP	YD	SK	TD	LG	INT	RT
M. Ryan	47	20	267	0/0	1	26	2	50.6
TOTAL	47	20	267	0/0	1	26	2	50.6

RUSHING	ATT	YDS	AVG	LG	TD
M. Turner	14	44	3.1	16	0
J. Snelling	2	16	8.0	10	0
M. Ryan	1	10	10.0	10	0
J. Rodgers	1	0	0.0	0	0
TOTAL	18	70	3.9	16	0

RECEIVING	NO	YDS	AVG	LG	TD
T. Gonzalez	7	100	14.3	26	0
J. Jones	4	68	17.0	26	0
R. White	4	51	12.8	16	1
H. Douglas	4	43	10.8	17	0
J. Rodgers	1	5	5.0	5	0
TOTAL	20	267	13.4	26	1

HOUSTON TEXANS

PASSING	ATT	CP	YD	SK	TD	LG	INT	RT
J. Freeman	25	12	188	3/13	1	50	0	86.8
TOTAL	25	12	188	3/13	1	50	0	86.8

RUSHING	ATT	YDS	AVG	LG	TD
A. Foster	31	111	3.6	18	1
B. Tate	11	141	3.7	13	0
T. Yates	2	10	5.0	8	0
TOTAL	44	162	3.7	18	1

RECEIVING	NO	YDS	AVG	LG	TD
A. Johnson	4	97	24.3	50	0
A. Foster	3	41	13.7	28	0
O. Daniels	3	35	11.7	17	0
K. Walter	1	12	12.0	12	0
J. Dreessen	1	3	3.0	3	0
TOTAL	12	188	15.7	50	1

SCORING DRIVE

TEAM	QTR	TIME	SCORING PLAY	ATL	HOU
Texans	1	4:03	N. Rackers 43 yd. Field Goal (6-14, 2:45)	0	3
Texans	2	10:08	J. Dreessen 3 yd. pass from T. Yates (N. Rackers kick) (7-80, 4:00)	0	10
Falcons	2	5:06	M. Bryant 19 yd. Field Goal (10-79, 5:02)	3	10
Falcons	3	1:46	R. White 4 yd. pass from M. Ryan (M. Bryant kick) (7-56, 2:44)	10	10
Texans	4	6:05	A. Foster 1 yd. run (N. Rackers kick) (19-85, 10:41)	10	17



SEASON IN REVIEW

GAME REVIEWS

GAME 13

BANK OF AMERICA STADIUM,
CHARLOTTE, NC



31-23



ATLANTA FALCONS

PASSING	ATT	CP	YD	SK	TD	LG	INT	RT
M. Ryan	38	22	320	3/12	4	75	0	120.5
TOTAL	38	22	320	3/12	4	75	0	120.5

RUSHING	ATT	YDS	AVG	LG	TD
M. Turner	21	76	3.6	13	0
J. Snelling	3	6	2.0	2	0
J. Rodgers	1	4	4.0	4	0
M. Ryan	3	0	0.0	2	0
TOTAL	28	86	3.1	13	0

RECEIVING	NO	YDS	AVG	LG	TD
R. White	7	84	12.0	26	1
T. Gonzalez	7	82	11.7	20	0
J. Jones	3	104	34.7	75T	2
J. Rodgers	2	39	19.5	31T	1
H. Douglas	2	12	6.0	9	0
J. Snelling	1	-1	-1.0	-1	0
TOTAL	22	320	14.5	75T	4

CAROLINA PANTHERS

PASSING	ATT	CP	YD	SK	TD	LG	INT	RT
C. Newton	39	19	276	2/17	2	48	2	67.9
TOTAL	39	19	276	2/17	2	48	2	67.9

RUSHING	ATT	YDS	AVG	LG	TD
D. Williams	7	87	12.4	74T	1
C. Newton	7	36	5.1	12	0
J. Stewart	8	29	3.6	7	0
A. Edwards	1	5	5.0	5	0
TOTAL	23	157	6.8	74	1

RECEIVING	NO	YDS	AVG	LG	TD
S. Smith	6	125	20.8	48	0
J. Stewart	4	27	6.8	17	0
G. Olsen	2	53	26.5	44T	1
L. Naanee	2	29	14.5	15	0
B. LaFell	2	28	14.0	17	0
J. Shockey	2	10	5.0	6T	1
D. Williams	1	4	4.0	4	0
TOTAL	19	276	14.5	48	2

SCORING DRIVE

TEAM	QTR	TIME	SCORING PLAY	ATL	CAR
Falcons	1	5:29	R. White 5 yd. pass from M. Ryan (M. Bryant kick) (10-62, 5:26)	7	0
Panthers	1	0:03	J. Shockey 6 yd. pass from C. Newton (O. Mare kick) (9-74, 5:26)	7	7
Panthers	2	7:12	M. Ryan sacked in end zone by A. Applewhite for a safety	7	9
Panthers	2	6:51	D. Williams 74 yd. run (O. Mare kick) (2-74, 0:21)	7	16
Panthers	2	3:03	G. Olsen 44 yd. pass from C. Newton (O. Mare kick) (4-60, 1:59)	7	23
Falcons	3	10:55	M. Bryant 30 yd. Field Goal (10-45, 2:55)	10	23
Falcons	3	8:55	J. Rodgers 31 yd. pass from M. Ryan (M. Bryant kick) (2-35, 0:32)	17	23
Falcons	4	12:42	J. Jones 17 yd. pass from M. Ryan (M. Bryant kick) (10-90, 4:24)	24	23
Falcons	4	4:17	J. Jones 75 yd pass from M. Ryan (M. Bryant kick) (2-74, 0:55)	31	23



SEASON IN REVIEW

GAME REVIEWS

GAME 14

GEORGIA DOME, ATLANTA, GA



41-14



JACKSONVILLE JAGUARS

PASSING	ATT	CP	YD	SK	TD	LG	INT	RT
B. Gabbert	22	12	141	5/50	1	22	1	70.5
TOTAL	22	12	141	5/50	1	22	1	70.5

RUSHING	ATT	YDS	AVG	LG	TD
M. Jones-Drew	17	112	6.6	43	0
B. Gabbert	1	5	5.0	5	0
D. Harris	1	-1	-1.0	-1	0
TOTAL	19	116	6.1	-1	0

RECEIVING	NO	YDS	AVG	LG	TD
C. West	3	38	12.7	16T	1
M. Lewis	3	30	10.0	22	0
T. Price	2	39	19.5	21	0
J. Dillard	2	12	6.0	8	0
C. Cloherty	1	21	21.0	21	0
M. Jones-Drew	1	1	1.0	1	0
TOTAL	12	141	11.8	22	1

ATLANTA FALCONS

PASSING	ATT	CP	YD	SK	TD	LG	INT	RT
M. Ryan	26	19	224	1/4	3	29	0	137.3
C. Redman	6	5	56	0/0	0	22	0	105.6
TOTAL	32	24	280	1/4	3	29	0	132.3

RUSHING	ATT	YDS	AVG	LG	TD
M. Turner	19	61	3.2	16	1
J. Snelling	5	22	4.4	11	0
J. Rodgers	8	10	1.3	12	0
J. Jones	1	6	6.0	6	0
C. Redman	2	-2	-1.0	-1	0
TOTAL	35	97	2.8	16	1

RECEIVING	NO	YDS	AVG	LG	TD
R. White	10	135	13.5	29	2
J. Jones	5	85	17.0	29	1
J. Snelling	4	26	6.5	7	0
M. Turner	2	4	2.0	3	0
T. Gonzalez	1	14	14.0	14	0
H. Douglas	1	12	12.0	12	0
J. Rodgers	1	4	4.0	4	0
TOTAL	24	280	11.7	29	3

SCORING DRIVE

TEAM	QTR	TIME	SCORING PLAY	JAX	ATL
Falcons	1	10:51	J. Jones 29 yd. pass M. Ryan (M. Bryant kick) (7-75, 4:09)	0	7
Falcons	1	3:18	M. Bryant 33 yd. Field Goal (9-43, 5:33)	0	10
Falcons	2	13:03	M. Turner 5 yd. run (M. Bryant kick) (1-5, 0:04)	0	17
Falcons	2	1:49	R. White 6 yd. pass from M. Ryan (M. Bryant kick) (9-72, 3:55)	0	24
Falcons	2	0:00	M. Bryant 31 yd. Field Goal (4-6, 0:46)	0	27
Falcons	3	13:33	C. Peters 13 yd. fumble return (M. Bryant kick)	0	34
Falcons	3	6:38	R. White 29 yd. pass from M. Ryan (M. Bryant kick) (8-79, 5:07)	0	41
Jaguars	3	2:12	Z. Potter 46 yd. return of blocked punt (J. Scobee kick)	7	41
Jaguars	4	0:59	C. West 16 yd. pass from B. Gabbert (J. Scobee kick) (10-85, 2:14)	14	41



SEASON IN REVIEW

GAME REVIEWS

GAME 15

SUPERDOME, NEW ORLEANS, LA



45-16



ATLANTA FALCONS

PASSING	ATT	CP	YD	SK	TD	LG	INT	RT
M. Ryan	52	34	373	0/0	1	40	0	92.9
C. Redman	9	6	61	0/0	0	18	0	85.9
TOTAL	61	40	434	0/0	1	40	0	91.8

RUSHING	ATT	YDS	AVG	LG	TD
M. Turner	11	39	3.5	7	0
J. Rodgers	1	-1	-1.0	-1	0
M. Ryan	2	-3	-1.5	2	0
TOTAL	14	35	2.5	7	0

RECEIVING	NO	YDS	AVG	LG	TD
R. White	11	127	11.5	26	0
J. Jones	8	128	16.0	40	1
T. Gonzalez	5	41	8.2	9	0
M. Turner	4	36	9.0	12	0
J. Snelling	4	28	7.0	16	0
E. Weems	3	33	11.0	18	0
J. Rodgers	2	19	9.5	11	0
M. Palmer	2	19	9.5	10	0
H. Douglas	1	3	3.0	3	0
TOTAL	40	434	10.9	40	1

NEW ORLEANS SAINTS

PASSING	ATT	CP	YD	SK	TD	LG	INT	RT
D. Brees	39	23	307	1/8	4	41	2	96.8
TOTAL	39	23	307	1/8	4	41	2	96.8

RUSHING	ATT	YDS	AVG	LG	TD
D. Sproules	5	67	13.4	36	0
P. Thomas	9	53	5.9	12	1
C. Ivory	8	35	4.4	11	0
D. Brees	1	9	9.0	9	0
TOTAL	23	164	7.1	36	1

RECEIVING	NO	YDS	AVG	LG	TD
M. Colston	7	81	11.6	23	1
J. Graham	4	42	10.5	17	1
R. Meachem	3	75	25.0	41	1
D. Henderson	3	30	10.0	12	0
L. Moore	2	53	26.5	38	0
D. Sproules	2	22	11.0	13	1
P. Thomas	2	4	2.0	3	0
TOTAL	23	307	13.3	41	4

SCORING DRIVE

TEAM	QTR	TIME	SCORING PLAY	ATL	NO
Falcons	1	8:53	M. Bryant 34 yd. Field Goal (11-64, 6:07)	3	0
Saints	1	5:25	P. Thomas 4 yd. run (J. Kasay kick) (8-84, 3:28)	3	7
Falcons	1	1:31	J. Jones 21 yd. pass from M. Ryan (M. Bryant kick) (8-72, 3:54)	10	7
Saints	2	12:32	M. Colston 8 yd. pass from D. Brees (J. Kasay kick) (10-81, 3:59)	10	14
Saints	2	0:24	J. Graham 9 yd. pass from D. Brees (J. Kasay kick) (10-80, 1:55)	10	21
Saints	3	8:28	R. Meachem 24 yd. pass from D. Brees (J. Kasay kick) (6-86, 3:15)	10	28
Falcons	3	4:41	M. Bryant 51 yd. Field Goal (5-47, 3:47)	13	28
Saints	3	3:04	J. Kasay 29 yd. Field Goal (4-3, 1:37)	13	31
Falcons	4	12:43	M. Bryant 30 yd. Field Goal (16-68, 5:21)	16	31
Saints	4	11:09	M. Jenkins 30 yd. fumble return (J. Kasay kick)	16	38
Saints	4	2:51	D. Sproules 9 yd. pass from D. Brees (J. Kasay kick) (6-33, 2:17)	16	45



SEASON IN REVIEW

GAME REVIEWS

GAME 16

GEORGIA DOME, ATLANTA, GA



45-24



TAMPA BAY BUCCANEERS

PASSING	ATT	CP	YD	SK	TD	LG	INT	RT
J. Freeman	45	31	274	2/15	2	48	3	71.9
TOTAL	45	31	274	2/15	2	48	3	71.9

RUSHING	ATT	YDS	AVG	LG	TD
J. Freeman	3	14	4.7	12	0
L. Blount	6	12	2.0	4	0
J. Johnson	1	5	5.0	5	0
M. Madu	2	4	2.0	3	0
K. Lumpkin	2	0	0.0	0	0
TOTAL	14	35	2.5	12	0

RECEIVING	NO	YDS	AVG	LG	TD
D. Briscoe	8	53	6.6	9	2
K. Winslow	7	56	8.0	22	0
K. Lumpkin	5	27	5.4	12	0
P. Parker	4	74	18.5	48	0
M. Madu	3	19	6.3	8	0
L. Blount	3	14	4.7	11	0
M. Williams	1	31	31.0	31	0
TOTAL	31	274	8.8	48	2

ATLANTA FALCONS

PASSING	ATT	CP	YD	SK	TD	LG	INT	RT
M. Ryan	9	6	106	0/0	2	48	0	146.3
C. Redman	12	7	71	0/0	0	18	1	40.6
TOTAL	21	13	177	0/0	2	48	1	100.7

RUSHING	ATT	YDS	AVG	LG	TD
M. Turner	17	172	10.1	81T	2
J. Snelling	9	50	5.6	18	0
J. Rodgers	8	24	3.0	12	1
J. Jones	1	9	9.0	9	0
C. Redman	3	-4	-1.3	-1	0
TOTAL	38	251	6.6	81	3

RECEIVING	NO	YDS	AVG	LG	TD
J. Jones	4	76	19.0	48T	2
R. White	4	69	17.3	23	0
T. Gonzalez	1	8	8.0	8	0
E. Weems	1	8	8.0	8	0
M. Palmer	1	7	7.0	7	0
J. Rodgers	1	5	5.0	5	0
J. Snelling	1	4	4.0	4	0
TOTAL	13	177	13.6	48	2

SCORING DRIVE

TEAM	QTR	TIME	SCORING PLAY	TB	ATL
Falcons	1	8:12	J. Rodgers 1 yd. run (M. Bryant kick) (12-80, 6:48)	0	7
Falcons	1	3:30	J. Jones 17 yd. pass from M. Ryan (M. Bryant kick) (7-53, 2:52)	0	14
Falcons	1	3:04	J. Jones 48 yd. pass from M. Ryan (M. Bryant kick) (1-48, 0:12)	0	21
Falcons	2	11:40	M. Turner 1 yd. run (M. Bryant kick) (7-30, 3:34)	0	28
Falcons	2	10:43	C. Lofton 26 yd. interception return (M. Bryant kick)	0	35
Falcons	2	6:49	M. Turner 81 yd. run (M. Bryant kick) (2-86, 0:50)	0	42
Bucs	2	2:04	D. Briscoe 2 yd. pass from J. Freeman (C. Barth kick) (7-80, 4:45)	7	42
Bucs	3	4:19	C. Barth 41 yd. Field Goal (10-53, 5:27)	10	42
Bucs	3	3:32	E. Mack 40 yd. interception return (J. Freeman-K. Winslow pass)	18	42
Bucs	4	11:13	D. Briscoe 5 yd. pass from J. Freeman (run failed) (10-77, 5:03)	24	42
Falcons	4	3:59	M. Bryant 20 yd. Field Goal (4-8, 2:10)	24	45



SEASON IN REVIEW

PLAYER PARTICIPATION

	Player	@CHI	PHI	@TB	@SEA	GB	CAR	@DET	@IND	NO	TEN	MIN	@HOU	@CAR	JAX	@NO	TB	PL	S	DNP	IA
55	Abraham, J.	RE	RE	RE	IA	RE	RE	RE	RE	RE	RE	RE	RE	RE	RE	RE	15	15	0	1	
59	Adkins, S.	IA	IA	P	P	P	P	IA	IA	P	IA	P	P	IA	P	OLB	10	1	0	6	
95	Babineaux, J.	DT	IA	IA	DT	DT	DT	DT	DT	DT	DT	DT	DT	DT	DT	DT	13	13	0	3	
72	Baker, S.	LT	LT	LT	LT	LT	IA	IA	IA	IA	P	P	P	P	P	P	13	7	0	3	
71	Biermann, K.	P	P	P	P	RE	P	P	P	P	P	P	P	P	P	P	16	1	0	0	
63	Blalock, J.	LG	LG	LG	LG	LG	LG	LG	LG	LG	LG	LG	LG	LG	LG	LG	16	16	0	0	
5	Bosher, M.	P	P	P	P	P	P	P	P	P	P	P	P	P	P	P	16	0	0	0	
67	Bruggeman, R.	P	P	P	P	P	P	P	P	P	P	P	P	P	P	P	1	0	0	0	
3	Bryant, M.	P	P	P	P	P	P	P	P	P	P	P	P	P	P	P	16	0	0	0	
73	Chambers, K							P	P	P	IA	IA	IA	IA	IA	IA	3	0	0	6	
77	Clabo, T.	RT	RT	RT	RT	RT	RT	RT	RT	RT	RT	RT	RT	RT	RT	RT	16	16	0	0	
12	Cone, K.															P	1	0	0	0	
42	Cox, M.							FB	FB	P	P	P	FB	FB	P	FB	9	5	0	0	
28	DeCoud, T.	S	P	S	S	S	S	S	S	S	S	S	S	S	S	S	16	15	0	0	
52	Dent, A.	P	P	P	P	P	P	P	P	P	P	P	P	P	P	P	16	0	0	0	
83	Douglas, H.	P	P	P	P	WR	WR	P	P	WR	P	P	P	P	WR	P	16	4	0	0	
93	Edwards, R.	LE	LE	LE	LE	LE	LE	LE	LE	LE	LE	LE	LE	LE	LE	LE	16	16	0	0	
24	Franks, D.	DNP	DNP	DNP	P	P	P	DNP	DNP	P	P	CB	CB	CB	P	CB	11	4	5	0	
88	Gonzalez, T.	TE	TE	TE	TE	TE	TE	TE	TE	TE	TE	TE	TE	TE	TE	TE	16	16	0	0	
20	Grimes, B.	CB	CB	CB	CB	CB	CB	CB	CB	CB	CB	CB	CB	CB	CB	CB	12	12	0	4	
26	Hayden, K.	DNP	CB	IA	P	P	P	P	P	P	IA	IA	IA	IA	IA	IR	8	1	1	6	
61	Hawley, J.	C	C	P	P	C	P	P	RG	RG	RG	RG	RG	RG	RG	RG	16	12	0	0	
51	R. James															P	1	0	0	0	
94	Jerry, P.	DT	DT	DT	DT	P	P	P	P	P	P	P	P	P	P	P	16	4	0	0	
79	Johnson, M.	IA	IA	IA	IA	P	P	IR	IR	IR	IR	IR	IR	IR	IR	IR	2	0	0	5	
11	Jones, J.	WR	WR	WR	WR	WR	IA	IA	WR	WR	IA	WR	WR	WR	WR	WR	13	13	0	3	
89	Kelly, R.	P	P	P	P	P	P	P	P	P	P	TE	P	P	P	P	16	1	0	0	
50	Lofton, C.	MLB	MLB	MLB	MLB	MLB	MLB	MLB	MLB	MLB	MLB	MLB	MLB	MLB	MLB	MLB	16	16	0	0	
98	Matthews, C.	IA	IA	IA	IA	IA	IA	IA	IA	IA	IA	IA	IA	IA	IA	IA	0	0	0	16	
62	McClure, T.	IA	IA	C	C	IA	C	C	C	C	C	C	C	C	C	C	13	13	0	3	
80	Meier, K.	P	P	DNP	P	P	P	P	P	P	P	P	DNP	P	P	IA	12	0	2	2	
25	Moore, W.	S	S	S	S	S	S	S	IA	IA	DNP	DNP	P	S	S	S	12	11	2	2	
34	Mughelli, O.	P	FB	FB	FB	FB	FB	IR	IR	IR	IR	IR	IR	IR	IR	IR	7	6	0	0	
54	Nicholas, S.	OLB	P	IA	IA	P	OLB	OLB	OLB	OLB	OLB	IA	IA	OLB	IA	IA	10	8	0	6	
21	Owens, C.	P	P	P	P	CB	IA	IA	P	P	P	P	P	P	P	P	14	1	0	2	
81	Palmer, M.	TE	P	P	P	P	P	P	P	P	TE	P	P	P	P	P	16	2	0	0	
91	Peters, C.	IA	DT	DT	DT	DT	DT	DT	DT	DT	DT	DT	DT	DT	DT	DT	15	15	0	1	
53	Peterson, M.	P	P	OLB	OLB	P	P	P	P	P	P	P	OLB	OLB	P	OLB	15	5	0	0	
97	Powell, C.	P	P	P	P	IA	IA	IA	IA	IA	IA	IA	IA	IA	IA	IA	4	0	0	7	
8	Redman, C.	DNP	DNP	DNP	DNP	DNP	P	P	DNP	DNP	DNP	DNP	DNP	P	P	P	5	0	11	0	
75	Reynolds, G.	RG	RG	RG	RG	RG	RG	P	P	P	P	P	P	P	P	P	16	7	0	0	
23	Robinson, D.	CB	CB	CB	CB	CB	CB	CB	CB	CB	CB	CB	CB	CB	CB	CB	16	16	0	0	
22	Rodgers, J.	P	P	P	P	P	P	P	P	P	P	P	P	P	P	P	16	0	0	0	
66	B. Romberg		P	IA	IA	P	IA	IA	IA	IA	IA	IA	IA	IA	IA	IA	2	0	0	13	
2	Ryan, M.	QB	QB	QB	QB	QB	QB	QB	QB	QB	QB	QB	QB	QB	QB	QB	16	16	0	0	
36	Sanders, J.	P	S	P	P	P	IA	P	P	S	S	S	S	P	P	P	15	6	0	1	
39	Schillinger, S.	P	P	P	P	P	P	P	P	P	P	P	P	P	P	P	16	0	0	0	
90	Sidbury, L.	P	P	P	P	P	P	P	P	P	P	P	P	P	P	P	16	0	0	0	
35	Smith, A.	IA	IA	P	P	IA	P	P	IA	P	P	P	P	P	P	P	12	0	0	4	
44	Snelling, J.	P	P	P	IA	P	P	P	P	P	P	P	P	P	P	P	15	0	0	1	
74	Svitek, W.	P	P	P	P	P	LT	LT	LT	LT	LT	LT	LT	LT	LT	LT	16	10	0	0	
33	Turner, M.	RB	RB	RB	RB	RB	RB	RB	RB	RB	RB	RB	RB	RB	P	RB	16	15	0	0	
99	Walker, V.	P	P	P	P	P	P	P	P	P	P	P	P	P	P	P	16	0	0	0	
29	Walls, D.	IA	IA	IA	IA	IA	IA	IA	IA	IA	IA	P	P	P	P	P	5	0	0	11	
56	Weatherspoon, S.	OLB	OLB	OLB	OLB	OLB	OLB	OLB	OLB	OLB	OLB	OLB	OLB	OLB	OLB	OLB	16	16	0	0	
14	Weems, E.	P	P	P	P	P	P	P	P	WR	P	P	P	P	WR	P	16	2	0	0	
84	White, R.	WR	WR	WR	WR	WR	WR	WR	WR	WR	WR	WR	WR	WR	WR	WR	16	16	0	0	
82	Zelenka, J.	P	P	P	P	P	P	P	P	P	P	P	P	P	P	P	16	0	0	0	

KEY: Position - start, P - played, IA - inactive, DNP - did not play, IR - injured reserve, SP - suspended by NFL



SEASON IN REVIEW

OFFENSIVE & DEFENSIVE STARTERS

OFFENSE		WR	LT	LG	C	RG	RT	TE	WR	QB	RB	FB
9/11	@CHI	R. White	S. Baker	J. Blalock	J. Hawley	G. Reynolds	T. Clabo	T. Gonzalez	J. Jones	M. Ryan	M. Turner	M. Palmer (TE)
9/18	PHI	R. White	S. Baker	J. Blalock	J. Hawley	G. Reynolds	T. Clabo	T. Gonzalez	J. Jones	M. Ryan	M. Turner	O. Mughelli
9/25	@TB	R. White	S. Baker	J. Blalock	T. McClure	G. Reynolds	T. Clabo	T. Gonzalez	J. Jones	M. Ryan	M. Turner	O. Mughelli
10/2	@SEA	R. White	S. Baker	J. Blalock	T. McClure	G. Reynolds	T. Clabo	T. Gonzalez	J. Jones	M. Ryan	M. Turner	O. Mughelli
10/9	GB	R. White	S. Baker	J. Blalock	J. Hawley	G. Reynolds	T. Clabo	T. Gonzalez	J. Jones	M. Ryan	M. Turner	O. Mughelli
10/16	CAR	R. White	S. Baker	J. Blalock	T. McClure	G. Reynolds	T. Clabo	T. Gonzalez	H. Douglas	M. Ryan	M. Turner	O. Mughelli
10/23	@DET	R. White	W. Svitek	J. Blalock	T. McClure	G. Reynolds	T. Clabo	T. Gonzalez	H. Douglas	M. Ryan	M. Turner	O. Mughelli
11/6	@IND	R. White	W. Svitek	J. Blalock	T. McClure	J. Hawley	T. Clabo	T. Gonzalez	J. Jones	M. Ryan	M. Turner	M. Cox
11/13	NO	R. White	W. Svitek	J. Blalock	T. McClure	J. Hawley	T. Clabo	T. Gonzalez	J. Jones	M. Ryan	M. Turner	M. Cox
11/20	TEN	R. White	W. Svitek	J. Blalock	T. McClure	J. Hawley	T. Clabo	T. Gonzalez	H. Douglas	M. Ryan	M. Turner	E. Weems (WR)
11/27	MIN	R. White	W. Svitek	J. Blalock	T. McClure	J. Hawley	T. Clabo	T. Gonzalez	J. Jones	M. Ryan	M. Turner	M. Palmer (TE)
12/4	@HOU	R. White	W. Svitek	J. Blalock	T. McClure	J. Hawley	T. Clabo	T. Gonzalez	J. Jones	M. Ryan	M. Turner	R. Kelly (TE)
12/11	@CAR	R. White	W. Svitek	J. Blalock	T. McClure	J. Hawley	T. Clabo	T. Gonzalez	J. Jones	M. Ryan	M. Turner	M. Cox
12/15	JAX	R. White	W. Svitek	J. Blalock	T. McClure	J. Hawley	T. Clabo	T. Gonzalez	J. Jones	M. Ryan	M. Turner	M. Cox
12/26	@NO	R. White	W. Svitek	J. Blalock	T. McClure	J. Hawley	T. Clabo	T. Gonzalez	J. Jones	M. Ryan	E. Weems	H. Douglas (WR)
1/1	TB	R. White	W. Svitek	J. Blalock	T. McClure	J. Hawley	T. Clabo	T. Gonzalez	J. Jones	M. Ryan	M. Turner	M. Cox

DEFENSE		LE	DT	DT	RE	OLB	MLB	OLB	LCB	RCB	S	S
9/11	@CHI	R. Edwards	J. Babineaux	P. Jerry	J. Abraham	S. Nicholas	C. Lofton	S. Weatherspoon	B. Grimes	D. Robinson	W. Moore	T. DeCoud
9/18	PHI	R. Edwards	C. Peters	P. Jerry	J. Abraham	K. Hayden	C. Lofton	S. Weatherspoon	B. Grimes	D. Robinson	W. Moore	J. Sanders
9/25	@TB	R. Edwards	C. Peters	P. Jerry	J. Abraham	M. Peterson	C. Lofton	S. Weatherspoon	B. Grimes	D. Robinson	W. Moore	T. DeCoud
10/2	@SEA	R. Edwards	C. Peters	P. Jerry	J. Abraham	M. Peterson	C. Lofton	S. Weatherspoon	B. Grimes	D. Robinson	W. Moore	T. DeCoud
10/9	GB	R. Edwards	J. Babineaux	C. Peters	K. Biermann	C. Owens	C. Lofton	S. Weatherspoon	B. Grimes	D. Robinson	W. Moore	T. DeCoud
10/16	CAR	R. Edwards	J. Babineaux	C. Peters	J. Abraham	C. Owens	C. Lofton	S. Weatherspoon	B. Grimes	D. Robinson	W. Moore	T. DeCoud
10/23	@DET	R. Edwards	J. Babineaux	C. Peters	J. Abraham	S. Nicholas	C. Lofton	S. Weatherspoon	B. Grimes	D. Robinson	W. Moore	T. DeCoud
11/6	@IND	R. Edwards	J. Babineaux	C. Peters	J. Abraham	S. Nicholas	C. Lofton	S. Weatherspoon	B. Grimes	D. Robinson	W. Moore	T. DeCoud
11/13	NO	R. Edwards	J. Babineaux	C. Peters	J. Abraham	S. Nicholas	C. Lofton	S. Weatherspoon	B. Grimes	D. Robinson	J. Sanders	T. DeCoud
11/20	TEN	R. Edwards	J. Babineaux	C. Peters	J. Abraham	S. Nicholas	C. Lofton	S. Weatherspoon	B. Grimes	D. Robinson	J. Sanders	T. DeCoud
11/27	MIN	R. Edwards	J. Babineaux	C. Peters	J. Abraham	S. Nicholas	C. Lofton	S. Weatherspoon	B. Grimes	D. Robinson	J. Sanders	T. DeCoud
12/4	@HOU	R. Edwards	J. Babineaux	C. Peters	J. Abraham	M. Peterson	C. Lofton	S. Weatherspoon	D. Franks	D. Robinson	J. Sanders	T. DeCoud
12/11	@CAR	R. Edwards	J. Babineaux	C. Peters	J. Abraham	M. Peterson	C. Lofton	S. Weatherspoon	D. Franks	D. Robinson	J. Sanders	T. DeCoud
12/15	JAX	R. Edwards	J. Babineaux	C. Peters	J. Abraham	S. Nicholas	C. Lofton	S. Weatherspoon	D. Franks	D. Robinson	W. Moore	T. DeCoud
12/26	@NO	R. Edwards	J. Babineaux	C. Peters	J. Abraham	M. Peterson	C. Lofton	S. Weatherspoon	B. Grimes	D. Robinson	W. Moore	T. DeCoud
1/1	TB	R. Edwards	J. Babineaux	C. Peters	J. Abraham	S. Adkins	C. Lofton	S. Weatherspoon	D. Franks	D. Robinson	W. Moore	T. DeCoud



SEASON IN REVIEW

GAME-BY-GAME STATS

OFFENSE	1 ST DOWNS			PN	3 RD D. TOT. OFF.		RUSH.		PASSING				ATT-CP-TD-INT	PENAL.		FUM.		PUNT.	
	T	R	P		PCT.	PLAYS	YDS	ATT	YDS	NET	SCK	GROSS		NO-YDS	NO-LST	NO-AVG	T.O.P		
@CIN	20	3	14	3	31.0	66	386	14	110	276	5/43	319	47-31-0-1	9-65	2-2	5-38.4	26:41		
PHI	20	5	14	1	46.0	61	318	29	138	180	4/15	195	28-17-4-2	7-57	0-0	7-35.6	29:57		
@TEN	21	2	18	1	38.0	66	325	15	30	295	4/35	330	47-26-1-1	7-50	2-2	3-31.3	24:08		
@SEA	25	8	15	2	56.0	78	412	36	121	291	0/0	291	42-28-1-0	4-35	0-0	4-37.5	40:10		
GB	18	5	11	2	45.0	55	251	22	95	156	1/11	167	32-18-1-2	5-44	0-0	5-37.8	26:49		
CAR	24	13	8	3	64.0	58	325	35	166	159	1/4	163	22-14-1-0	4-57	0-0	3-43.0	30:34		
@IND	22	4	11	7	41.0	69	328	31	129	199	3/19	218	35-20-1-2	11-80	0-0	5-35.4	34:57		
@IND	21	11	10	0	43.0	66	432	41	163	269	1/6	275	24-14-3-1	1-10	0-0	7-45.9	37:46		
NO	30	9	17	4	31.0	85	481	32	138	343	1/8	351	52-29-2-1	10-85	0-0	5-45.4	36:32		
TEN	25	7	13	5	33.0	68	432	36	116	316	0/0	316	32-22-1-0	5-55	1-1	2-33.0	36:59		
MIA	22	6	15	1	50.0	65	335	29	89	246	2/16	262	34-27-3-0	4-30	2-1	5-50.4	34:39		
@HOU	18	3	13	2	43.0	65	337	18	70	267	0/0	267	47-20-1-2	7-43	0-0	4-50.5	24:56		
@CIN	18	4	14	0	47.0	69	394	28	86	308	3/12	320	38-22-4-0	5-50	1-0	6-47.8	30:43		
JAX	20	6	13	1	40.0	68	373	35	97	276	1/4	280	32-24-3-0	4-31	0-0	5-40.8	38:31		
@IND	23	1	21	1	47.0	75	469	14	35	434	0/0	434	61-40-1-0	7-57	1-1	3-50.0	33:19		
TB	22	13	8	1	55.0	59	428	38	251	177	0/0	177	21-13-2-1	3-20	1-1	2-50.5	30:08		

DEFENSE	1 ST DOWNS			PN	3 RD D. TOT. OFF.		RUSH.		PASSING				ATT-CP-TD	INT	PENAL.	FUM.	PUNT.	
	T	R	P		PCT.	PLAYS	YDS	ATT	YDS	NET	SCK	GROSS			NO-YDS	NO-LST	NO-AVG	T.O.P
@	17	4	11	2	38.0	64	377	27	88	289	5/21	312	32-22-2-1	8-56	3-0	6-48.0	33:19	
PHI	27	11	12	4	45.0	67	447	30	133	314	0/0	314	37-26-2-1	4-20	3-2	4-44.8	30:03	
@T	20	8	10	2	36.0	68	295	36	115	180	0/0	180	32-22-0-2	9-66	0-0	3-43.0	35:52	
@SEA	20	4	14	2	55.0	53	372	15	53	319	0/0	319	38-25-3-2	6-40	0-0	3-49.7	19:50	
GB	19	5	14	0	60.0	63	426	20	57	369	4/27	396	39-26-2-0	2-43	1-1	2-42.5	33:11	
CAR	24	10	12	2	67.0	62	368	25	142	226	2/11	237	35-21-0-3	7-85	2-0	2-40.5	29:26	
@	13	4	8	1	8.0	55	263	20	104	159	3/24	183	32-15-1-0	10-84	1-1	6-43.8	25:03	
@IND	10	4	6	0	29.0	56	186	21	83	103	2/15	118	33-17-0-1	6-32	1-1	9-50.1	22:14	
NO	18	1	16	1	31.0	59	363	16	41	322	0/0	322	43-30-2-0	8-79	0-0	5-40.4	30:03	
TEN	17	4	13	0	57.0	59	298	14	41	257	1/7	264	44-22-2-1	10-86	0-0	5-45.0	23:01	
M	12	4	8	0	31.0	53	226	24	64	162	4/24	186	25-17-1-0	6-49	0-0	7-47.3	25:21	
@HOU	20	9	9	2	50.0	72	337	44	162	175	3/13	188	25-12-1-0	5-35	1-1	5-52.8	35:04	
@	19	5	13	1	38.0	64	416	23	157	259	2/17	276	39-19-2-2	5-50	0-0	6-42.7	29:17	
JAX	12	4	8	0	30.0	46	207	19	116	91	5/50	141	22-12-1-1	5-40	3-3	7-43.4	21:29	
@	26	7	17	2	77.0	63	463	23	164	299	1/8	307	39-23-4-2	4-46	0-0	2-52.0	26:41	
TB	18	3	15	0	50.0	61	294	14	35	259	2/15	274	45-31-2-3	2-20	3-1	3-49.7	29:52	



SEASON IN REVIEW

GAME-BY-GAME STATS

PASSING

MATT RYAN

CHRIS REDMAN

GAME	ATL	OPP	ATT	CMP	CMP%	GROSS	NET	LG	TD	INT	RATE	ATT	CMP	CMP%	GROSS	NET	LG	TD	INT	RATE
@CHI	12	30	47	31	66.0	319	276	32	0	1	76.5	DID NOT PLAY								
PHI	35	31	28	17	60.7	195	180	32	4	2	91.5	DID NOT PLAY								
@TB	13	16	47	26	55.3	330	295	49	1	1	75.7	DID NOT PLAY								
@SEA	30	28	42	28	66.7	291	291	45	1	0	94.4	DID NOT PLAY								
GB	14	25	32	18	56.3	167	156	23	1	2	55.1	DID NOT PLAY								
CAR	31	17	22	14	63.6	163	159	34	1	0	101.1	DID NOT PLAY								
@DET	23	16	34	20	58.8	218	199	49	1	2	63.1	1	0	0.0	0	0	0	0	0	39.6
@IND	31	7	24	14	58.3	275	269	80	3	1	120.7	0	0	0.0	0	0	0	0	0	0.0
NO	23	26	52	29	55.8	351	343	46	2	1	81.5	DID NOT PLAY								
TEN	23	17	32	22	68.7	316	316	43	1	0	110.9	DID NOT PLAY								
MIN	24	14	34	27	79.4	262	246	27	3	0	128.2	DID NOT PLAY								
@HOU	10	17	47	20	42.5	267	267	26	1	2	50.6	DID NOT PLAY								
@CAR	31	23	38	22	57.9	320	308	75	4	0	120.5	DID NOT PLAY								
JAX	41	14	26	19	73.1	224	220	29	3	0	137.3	6	5	83.3	56	56	22	0	0	105.6
@NO	16	45	52	34	65.4	373	373	40	1	0	92.9	9	6	66.7	61	61	18	0	0	85.9
TB	45	24	9	6	66.7	106	106	48	2	0	146.3	12	7	58.3	71	71	18	0	1	40.6
Totals	402	350	566	347	61.3	4,177	4,008	80	29	12	92.2	28	18	64.3	188	188	22	0	1	68.8



SEASON IN REVIEW

GAME-BY-GAME STATS

RECEIVING			MIKE COX					HARRY DOUGLAS					TONY GONZALEZ					JULIO JONES				
GAME	ATL	OPP	REC	YDS	AVG	LG	TD	REC	YDS	AVG	LG	TD	REC	YDS	AVG	LG	TD	REC	YDS	AVG	LG	TD
@CHI	12	30						2	10	5.0	7	0	5	72	14.4	30	0	5	71	14.2	32	0
PHI	35	31						2	19	9.5	15	0	7	83	11.9	17t	2	2	29	14.5	15	0
@TB	13	16						5	35	7.0	16	0	2	18	9.0	10t	1	6	115	19.2	49	0
@SEA	30	28						0	0	0.0	0	0	7	56	8.0	22	1	11	127	11.5	45	0
GB	14	25						2	16	8.0	13	0	6	60	10.0	23	0	1	16	16.0	16	0
CAR	31	17						2	57	28.5	34	0	3	29	9.7	13	0	INACTIVE				
@DET	23	16						4	62	15.5	49	0	5	62	12.4	30	0	INACTIVE				
@IND	31	7	0	0	0.0	0	0	0	0	0.0	0	0	4	36	9.0	20	1	3	131	43.7	80T	2
NO	23	26	2	8	4.0	8	0	8	133	16.6	46	0	6	71	11.8	20T	1	2	9	4.5	6	0
TEN	23	17	0	0	0.0	0	0	4	51	12.8	21	0	5	74	14.8	19	1	INACTIVE				
MIN	24	14	0	0	0.0	0	0	2	45	22.5	27	1	9	69	7.7	18	0	0	0	0.0	0	0
@HOU	10	17	0	0	0.0	0	0	4	43	10.8	17	0	7	100	14.3	26	0	4	68	17.0	26	0
@CAR	31	23	0	0	0.0	0	0	2	12	6.0	9	0	7	82	11.7	20	0	3	104	34.7	75t	2
JAX	41	14	0	0	0.0	0	0	1	12	12.0	12	0	1	14	14.0	14	0	5	85	17.0	29	1
@NO	16	45	0	0	0.0	0	0	1	3	3.0	3	0	5	41	8.2	9	0	8	128	16.0	40	1
TB	45	24	0	0	0.0	0	0	0	0	0.0	0	0	1	8	8.0	8	0	4	76	19.0	48t	2
Totals	402	350	2	8	4.0	8	0	39	498	12.8	49	1	80	875	10.9	30	7	54	959	17.8	80T	8

RECEIVING			REGGIE KELLY					MICHAEL PALMER					OVIE MUGHELLI					JACQUIZZ RODGERS				
GAME	ATL	OPP	REC	YDS	AVG	LG	TD	REC	YDS	AVG	LG	TD	REC	YDS	AVG	LG	TD	REC	YDS	AVG	LG	TD
@CHI	12	30	0	0	0.0	0	0	0	0	0.0	0	0	0	0	0.0	0	0	3	33	11.0	15	0
PHI	35	31	0	0	0.0	0	0	0	0	0.0	0	0	1	1	1.0	1t	1	0	0	0.0	0	0
@TB	13	16	0	0	0.0	0	0	0	0	0.0	0	0	0	0	0.0	0	0	2	19	9.5	15	0
@SEA	30	28	0	0	0.0	0	0	0	0	0.0	0	0	0	0	0.0	0	0	1	10	10.0	10	0
GB	14	25	0	0	0.0	0	0	0	0	0.0	0	0	0	0	0.0	0	0	0	0	0.0	0	0
CAR	31	17	1	7	7.0	7	0	1	8	8.0	8	0	2	20	10.0	19	1	1	6	6.0	6	0
@DET	23	16	0	0	0.0	0	0	1	8	8.0	8	0	1	4	4.0	4	0	3	12	4.0	8	0
@IND	31	7	0	0	0.0	0	0	1	9	9.0	9	0	INJURED RESERVE					1	16	16.0	16	0
NO	23	26	0	0	0.0	0	0	0	0	0.0	0	0	INJURED RESERVE					1	8	8.0	8	0
TEN	23	17	0	0	0.0	0	0	1	11	11.0	11	0	INJURED RESERVE					0	0	0.0	0	0
MIN	24	14	0	0	0.0	0	0	2	8	4.0	5	1	INJURED RESERVE					2	12	6.0	9	0
@HOU	10	17	0	0	0.0	0	0	0	0	0.0	0	0	INJURED RESERVE					1	5	5.0	5	0
@CAR	31	23	0	0	0.0	0	0	0	0	0.0	0	0	INJURED RESERVE					2	39	19.5	31t	1
JAX	41	14	0	0	0.0	0	0	0	0	0.0	0	0	INJURED RESERVE					1	4	4.0	4	0
@NO	16	45	0	0	0.0	0	0	2	19	9.5	10	0	INJURED RESERVE					2	19	9.5	11	0
TB	45	24	0	0	0.0	0	0	1	7	7.0	7	0	INJURED RESERVE					1	5	5.0	5	0
Totals	402	350	1	7	7.0	7	0	10	72	7.2	11	1	4	25	6.3	19	2	21	188	9.0	31t	1



SEASON IN REVIEW

GAME-BY-GAME STATS

RECEIVING

GAME ATL OPP

JASON SNELLING

REC YDS AVG LG TD

MICHAEL TURNER

REC YDS AVG LG TD

ERIC WEEMS

REC YDS AVG LG TD

RODDY WHITE

REC YDS AVG LG TD

@CHI	12 30	5 32 6.4 10 0	3 40 13.3 20 0	0 0 0.0 0 0	8 61 7.6 14 0
PHI	35 31	1 8 8.0 8 0	4 72 18.0 32 0	0 0 0.0 0 0	3 23 7.7 17 1
@TB	13 16	2 3 1.5 6 0	0 0 0.0 0 0	0 0 0.0 0 0	9 140 15.6 30 0
@SEA	30 28	INACTIVE	2 18 9.0 10 0	0 0 0.0 0 0	6 78 13.0 26 0
GB	14 25	1 10 10.0 10 0	0 0 0.0 0 0	0 0 0.0 0 0	6 50 8.3 15 1
CAR	31 17	1 7 7.0 7 0	1 8 8.0 8 0	0 0 0.0 0 0	2 21 10.5 14 0
@DET	23 16	1 18 18.0 18 0	0 0 0.0 0 0	0 0 0.0 0 0	5 52 10.4 18t 1
@IND	31 7	0 0 0.0 0 0	1 7 7.0 7 0	0 0 0.0 0 0	4 76 19.0 33 0
NO	23 26	2 25 12.5 21T 1	1 10 10.0 10 0	3 25 8.3 11 0	4 62 15.5 20 0
TEN	23 17	1 4 4.0 4 0	1 9 9.0 9 0	3 20 6.7 8 0	7 147 21.0 43 0
MIN	24 14	1 4 4.0 4 0	1 4 4.0 4 0	0 0 0.0 0 0	10 120 12.0 26 1
@HOU	10 17	0 0 0.0 0 0	0 0 0.0 0 0	0 0 0.0 0 0	4 51 12.8 16 1
@CAR	31 23	1 -1 -1.0 -1 0	0 0 0.0 0 0	0 0 0.0 0 0	7 84 12.0 26 1
JAX	41 14	4 26 6.5 7 0	2 4 2.0 3 0	0 0 0.0 0 0	10 135 13.5 29 2
@NO	16 45	4 28 7.0 16 0	4 36 9.0 12 0	3 33 11.0 18 0	11 127 11.5 26 0
TB	45 24	1 4 4.0 4 0	0 0 0.0 0 0	1 8 8.0 8 0	4 69 17.3 23 0
Totals	402 350	26 179 6.9 21T 1	17 168 9.9 32 0	11 90 8.2 18 0	100 1,296 13.0 43 8



SEASON IN REVIEW

GAME-BY-GAME STATS

RUSHING

GAME ATL OPP

HARRY DOUGLAS

ATT YDS AVG LG TD

JULIO JONES

ATT YDS AVG LG TD

OVIE MUGHELLI

ATT YDS AVG LG TD

JACQUIZZ

RODGERS

ATT YDS AVG LG TD

@CHI	12 30	0 0 0.0 0 0	0 0 0.0 0 0	0 0 0.0 0 0	0 0 0.0 0 0	2 0 0.0 2 0
PHI	35 31	0 0 0.0 0 0	0 0 0.0 0 0	0 0 0.0 0 0	1 1 1.0 1 0	3 17 5.7 10 0
@TB	13 16	0 0 0.0 0 0	1 -9 -9.0 -9 0	0 0 0.0 0 0	0 0 0.0 0 0	2 7 3.5 5 0
@SEA	30 28	0 0 0.0 0 0	0 0 0.0 0 0	0 0 0.0 0 0	0 0 0.0 0 0	6 25 4.2 11 0
GB	14 25	0 0 0.0 0 0	1 17 17.0 17 0	0 0 0.0 0 0	0 0 0.0 0 0	1 11 11.0 11 0
CAR	31 17	0 0 0.0 0 0	INACTIVE	1 0 0.0 0 0	0 0 0.0 0 0	1 8 8.0 8 0
@DET	23 16	0 0 0.0 0 0	INACTIVE	0 0 0.0 0 0	0 0 0.0 0 0	1 5 5.0 5 0
@IND	31 7	0 0 0.0 0 0	2 33 16.5 19 0	INJURED RESERVE	10 44 4.4 11 0	10 44 4.4 11 0
NO	23 26	1 3 3.0 3 0	0 0 0.0 0 0	INJURED RESERVE	7 30 4.3 13 0	7 30 4.3 13 0
TEN	23 17	0 0 0.0 0 0	INACTIVE	INJURED RESERVE	2 2 1.0 3 0	2 2 1.0 3 0
MIN	24 14	0 0 0.0 0 0	0 0 0.0 0 0	INJURED RESERVE	3 19 6.3 8 0	3 19 6.3 8 0
@HOU	10 17	0 0 0.0 0 0	0 0 0.0 0 0	INJURED RESERVE	1 0 0.0 0 0	1 0 0.0 0 0
@CAR	31 23	0 0 0.0 0 0	0 0 0.0 0 0	INJURED RESERVE	1 4 4.0 4 0	1 4 4.0 4 0
JAX	41 17	0 0 0.0 0 0	1 6 6.0 6 0	INJURED RESERVE	8 10 1.3 12 0	8 10 1.3 12 0
@NO	16 45	0 0 0.0 0 0	0 0 0.0 0 0	INJURED RESERVE	1 -1 -1.0 -1 0	1 -1 -1.0 -1 0
TB	45 24	0 0 0.0 0 0	1 9 9.0 9 0	INJURED RESERVE	8 24 3.0 12 1	8 24 3.0 12 1
Totals	402 350	1 3 3.0 3 0	6 56 9.3 19 0	2 1 1.0 1 0	57 205 3.6 13 1	57 205 3.6 13 1

RUSHING

GAME ATL OPP

MATT RYAN

ATT YDS AVG LG TD

JASON SNELLING

ATT YDS AVG LG TD

MICHAEL TURNER

ATT YDS AVG LG TD

@CHI	12 30	0 0 0.0 0 0	2 10 5.0 9 0	10 100 10.0 53 0	
PHI	35 31	4 6 1.5 10 0	0 0 0.0 0 0	21 114 5.4 61 1	
@TB	13 16	1 12 12.0 12 0	0 0 0.0 0 0	11 20 1.8 9 0	
@SEA	30 28	4 26 6.5 10 0	INACTIVE	26 70 2.7 21t 2	
GB	14 25	3 9 3.0 9 0	1 2 2.0 2 0	16 56 3.5 15 1	
CAR	31 17	3 7 2.3 4 1	3 12 4.0 8 0	27 139 5.1 33 2	
@DET	23 16	3 2 0.7 2 1	0 0 0.0 0 0	27 122 4.5 50 0	
@IND	31 7	2 0 0.0 0 0	8 15 1.9 6 0	19 71 3.7 15 1	
NO	23 26	1 9 9.0 9 0	1 0 0.0 0 0	22 96 4.4 21 0	
TEN	23 17	6 3 0.5 7 0	7 11 1.6 4 0	21 100 4.8 35 1	
MIN	24 14	4 3 0.8 6 0	3 7 2.3 3 0	19 60 3.2 10 0	
@HOU	10 17	1 10 10.0 10 0	2 16 8.0 10 0	14 44 3.1 16 0	
@CAR	31 23	3 0 0.0 2 0	3 6 2.0 2 0	21 76 3.6 13 0	
JAX	41 17	0 0 0.0 0 0	5 22 4.4 11 0	19 61 3.2 16 1	
@NO	16 45	2 -3 -1.5 2 0	0 0 0.0 0 0	11 39 3.5 7 0	
TB	45 24	0 0 0.0 0 0	9 50 5.6 18 0	17 172 10.1 81 2	
Totals	402 350	37 84 2.3 12 2	44 151 3.4 18 0	301 1,340 4.5 81 11	

Additional Statistics -



SEASON IN REVIEW

SACKS & INTERCEPTIONS

Player	@CHI	PHI	@TB	@SEA	GB	CAR	@DET	@IND	NO	TEN	MIN	@HOU	@CAR	JAX	@NO	TB	Total
SACKS	9/11	9/18	9/25	10/2	10/9	10/16	10/23	11/6	11/13	11/20	11/27	12/4	12/11	12/15	12/26	1/1	
J. Abraham	2/12						1/5			1/6		1/5		35/35		1/6	9.5/69.5
L. Sidbury	1/2				1/1						2/13						4/16
K. Biermann	1/7													1/12		0.5/4.5	2.5/23.5
S. Weatherspoon					1/11		1/9				1/9		1/6				4/35
C. Peters					1/7		1/10	1/12									3/29
R. Edwards					1/8	1/8							1/11	0.5/2.5			3.5/29.5
J. Babineaux								1/3									1/3
C. Owens											1/2						1/2
C. Lofton												1/8					1/8
V. Walker												1/0			1/8		2/8
W. Moore																0.5/4.5	0.5/4.5
TEAM	1/2																1/2
Team Totals	5/21	0/0	0/0	0/0	4/27	1/8	3/24	2/15	0/0	1/6	4/24	3/13	2/17	5/50	1/8	2/15	33/230

Player	@CHI	PHI	@TB	@SEA	GB	CAR	@DET	@IND	NO	TEN	MIN	@HOU	@CAR	JAX	@NO	TB	Total
INT'S	9/11	9/18	9/25	10/2	10/9	10/16	10/23	11/6	11/13	11/20	11/27	12/4	12/11	12/15	12/26	1/1	
K. Biermann	1/50																1/50
K. Hayden		1/2						1/1									2/3
W. Moore			1/27										1/29				2/56
T. DeCoud			1/0	1/7		1/49								1/21			4/77
C. Lofton				1/4												1/26	2/30
B. Grimes						1/29											1/29
C. Peters						1/1											1/1
D. Robinson										1/14					1/14		2/28
M. Peterson													1/4				1/4
D. Franks															1/0	1/0	2/0
D. Walls																1/23	1/23
Team Totals	1/50	1/2	2/27	2/11	0/0	3/79	0/0	1/1	0/0	1/14	0/0	0/0	2/33	1/21	2/14	3/49	19/301

RISE UP



RECORDS & RESULTS





RECORDS & RESULTS

TEAM RECORDS

ATLANTA FALCONS ALL/TIME RECORDS

Total Regular Season Games Played: 704

Regular Season Record: 299-399-6 (46 seasons)

Home: (179-172-2)

Away: (120-227-4)

Playoff Gms. Played: . 17 (5 home, 11 away, 1 neut.)

Playoff Rec.: 6-11 (3-2 home, 3-8 away, 0-1 neutral)

Most Games Won, Season:

16	(14 regular — 2 playoff)	1998
13	(all regular season)	2010
12	(all regular season)	1980
12	(11 regular — 1 playoff)	2004
11	(11 regular season)	2008
11	(10 regular — 1 playoff)	1991

Best Winning Percentage, Overall Season:

.842 (16-3) 1998

Best Win. Per., Reg. Season: .875 (14-2) . . 1998

Playoff Berths:11 (1978, '80, '82, '91, '95, '98, '02,
.....'04, '08, '10, '11)

Division Titles: 4 1980, '98, '04, '10
Conference Championships: 1 1998

CONSECUTIVES

Most Consecutive Wins

9 (1998)
9 (1980)

Most Consecutive Home Wins

11 (3 in 1997, 8 in 1998)

Most Consecutive Road Wins

6 (1980)

ATTENDANCE

Home Season, (10 games)

703,423 (1992)
703,361 (2006)
701,556 (2005)

Largest Attendance, Home Game

71,151 (10/22/06 vs. Pitt.)
71,102 (12/16/06 vs. Dal.)
71,079 (10/9/05 vs. N. E.)

Largest Attendance, Away Game

86,436 (12/3/06 at Was., FedEx Field)

Consecutive Sellouts, Home (Regular Season)

43
(2002-07).....

Largest Margin of Victory

55	at N.O., 62-7 (9/16/73)
41	at Car., 41-0 (11/24/02)
41	at S.D., 41-0 (10/21/73)

LARGEST MARGIN OF LOSSES

59	at LA Rams, 0-59 (12/4/76)
----	------------------	-----------------

BIGGEST COMEBACKS

21	vs. G.B. (11/27/83)
	Down 21-0, Won 47-41-OT	
21	at NYJ. (10/23/83)
	Down 21-0, Won 27-21	
18	at Stl. (11/9/80)
	Down 24-6, Won 33-27 OT	

LONGEST GAME PLAYED

4:23	S.F. (10/6/85)
------	------	-----------------

SHORTEST GAME PLAYED

2:16	at N.E. (9/24/72)
------	---------	-----------------

SCORING

Most Points, Season

442 (1998)
426 (1981)
414 (2010)

Most Points, Game

62	at N.O. (7) (9/16/73)
51	vs. Car. (23) (10/4/98)
48	vs. Chi. (31) (11/16/69)

Most Points, First Half

35	at S.F. (10/11/09)
----	---------	------------------

Most Points, Second Half

38	at N.O. (9/16/73)
----	---------	-----------------

Most Points, One Quarter

33	vs. T.B., (2nd Qtr) (11/17/91)
----	---------------------	------------------

Most Points, Each Quarter

1st:	21, Five Times	
	Last vs. Det. (9/7/08)
2nd:	33 vs. T.B. (11/17/91)
3rd:	24 at N.O. (10/19/80)
4th:	31 at G.B. (9/13/81)

Most Points, Both Teams, Game

90	Atlanta (33) vs. Pitt. (57) (12/18/66)
88	Atlanta (47) at G.B. (41) (11/27/83)
85	Atlanta (44) vs. Sea. (41) (12/30/07)

Most Points, Both Teams, By Quarter

1st:	34 Atlanta (13) at LA Rai. (21) (11/30/75)
2nd:	41 Atlanta (20) at N.O. (21) (9/2/79)
3rd:	35 Atlanta (14) vs. Pitt. (21) (12/18/66)
4th:	43 Atlanta (28) vs. Car (15) (11/23/08)



RECORDS & RESULTS

TEAM RECORDS

Most Touchdowns, Season

53	(1998)
52	(1981)
50	(1980)

Most Touchdowns, Game

8	at N.O.	(9/16/73)
---	---------	-------	-----------

Most Touchdowns, Both Teams, Game

12	Atlanta (5) vs. Pitt. (7)	(12/18/66)
----	---------------------------	-------	------------

Most PATs, Season

51	(1998)
51	(1981)

Most PATs, Game

8	at N.O.	(9/16/73)
---	---------	-------	-----------

Most Two-Point Conversions, Season

4	(4 for 4)	(2005)
---	-----------	-------	--------

Most FG's, Season

33	(40 att.)	(1995)
32	(40 att.)	(2002)
29	(27 att.)	(2011)
29	(31 att.)	(2008)
29	(37 att.)	(2001)

Most FG's Made, Game

6	at N.O.	(11/13/94)
---	---------	-------	------------

Most FG's Made, Both Teams

8	Atlanta (6) at N.O.(2)	(11/13/94)
---	------------------------	-------	------------

Most FG's Attempted, Game

6	vs. Chi, (5 made)	(10/12/08)
6	vs. Ari, (6 made)	(10/1/06)

Most FG's Attempted, Both Teams

10	Atlanta (3) vs. Stl. (7)	(12/11/66)
----	--------------------------	-------	------------

Most Consecutive Games Scored In

160	(1993-2003)
-----	-------	-------------

FIRST DOWNS

Most First Downs, Season

353	(2010)
349	(2011)
336	(1980)

Most First Downs, Game

35	vs. N.O.(OT)	(1979)
33	vs. Ari	(2010)

Most First Downs, Both Teams

58	Atlanta (35) at N.O. (23) (OT)	(9/2/79)
----	--------------------------------	-------	----------

Most First Downs, Rushing, Season

149	(1986)
149	(1985)

Most First Downs, Rushing, Game

19	vs. N.O. (10/24/71)
----	-------	---------------------

Most First Downs, Passing, Season

218	(1994)
216	(1995)
215	(2011)

Most First Downs, Passing, Game

22	vs. Det.(11/5/95)
----	-------	-------------------

Most First Downs, Penalty, Season

42	(2010)
----	-------	--------

Most First Downs, Penalty, Game

8	vs. Ari (9/19/10)
---	-------	-------------------

TOTAL YARDS

Most Net Yards Gained, Season

6,026	(2011)
5,779	(2008)
5,661	(1981)

Most Yards Gained, Game

587	vs. Stl., (209-R, 378-P)(11/9/80)
569	vs. N.O., (257-R, 312-P)(9/2/79)

Most Yards Gained, Game, Both Teams

1,092	Atlanta (447) at Pitt. (645)(11/10/02)
1,061	Atlanta (552) at N.O.(509)(9/2/79)

Most Total Plays, Season

1,144	(1981)
1,097	(2010)
1,090	(1985)

RUSHING

Most Yards Gained, Season

*2,939	(2006)
*2,672	(2004)
*2,546	(2005)
*NFL leader		

Most Yards Gained, Game

318	vs. Det	(9/7/08)
306	vs. T.B.	(9/17/06)
297	vs. LA Rams	(10/1/72)

Most Yards Gained, Both Teams, Game

476	Atlanta (169) vs. Was. (307)	(11/3/85)
-----	------------------------------	-------	-----------

Most Rushing Attempts, Season

582	(1977)
578	(1986)
560	(2008)

Most Rushing Attempts, Game

58	at T.B.	(11/27/77)
----	---------	-------	------------

Most Rushing Att. Both Teams, Game

105	Atlanta (43) at Oak. (62)	(11/30/75)
-----	---------------------------	-------	------------



RECORDS & RESULTS

TEAM RECORDS

Best Rushing Average, Season

5.5 (2006)
5.1 (2004)
4.8 (2005)

Most TD's Rushing, Season

23 (2008)
23 (2002)
20 (2004)

Most TD's Rushing, Game

5 vs. Car. (11/23/08)
5 at S.D. (10/21/73)

PASSING

Most Net Yards Passing, Season

4,192 (2011)
4,186 (1995)
4,112 (1994)

Most Net Yards Passing, Game

434 at N.O. (12/26/11)
422 vs. Buf. (12/23/01)

Most Net Yds Passing, Both Teams, Game

807 Atlanta (365) vs. S.F. (442) .. (10/14/90)

Most Passing Attempts, Season

629 (1994)
603 (1995)
600 (1996)

Most Passing Attempts, Game

66 vs. Det. (37 comp.) (12/24/89)
61 at N.O. (40 comp.) (12/26/11)
58 at Stl. (33 comp.) (12/2/07)

Most Passing Att. Both Teams, Game

102 Atlanta (45) vs. S.F. (57) (10/6/85)

Most Passes Completed, Season

374 (629 att.) (1994)
366 (548 att.) (1992)
365 (594 att.) (2011)

Most Passes Completed, Game

40 at N.O. (61 att.) (12/26/11)
37 vs. Det. (66 att.) (12/24/89)

Most Passes Comp. Both Teams, Game

68 Atlanta (31) vs. S.F. (37) (10/6/85)

Best Completion Percentage, Season

64.0 (1982)
63.3 (1983)
62.6 (2010)

Most TD Passes, Season

33 (1992)
31 (1980)

30 (1981, '91)

Most TD Passes, Game

5 at T.B. (12/13/92)

Most TD Passes, Both Teams, Game

10 Atlanta (4) vs. S.F. (6) (10/14/90)

Most Passes Had Intercepted, Season

32 (501 att.) (1987)
31 (355 att.) (1974)
30 (600 att.) (1996)

Fewest Passes, Intercepted, Season

9 (577 att.) (2010)
10 (507 att.) (1983)

Fewest Times Passer Thrown For Loss, Season

17 (434 att.) (2008)
23 (577 att.) (2010)
25 (219 att.) (1982)

Fewest Sacks Per Play, Season

1 per 25.5 plays (2008)
1 per 25.0 plays (2010)
1 per 22.8 plays (2011)

PUNTING

Highest Punting Average, Season

44.32 (1968)
43.69 (1967)
43.45 (2007)

Most Punts, Season

110 (1978)

Most Punts, Game

12 vs. Was (12/10/78)

PUNT RETURNS

Highest Punt Return Average, Season

14.3 (2003)
13.6 (2001)
12.5 (1974)

Most Punt Returns, Season

60 (1976)

Most Punt Returns, Game

8 Three Times
Last at Det. (11/12/00)

Most Yards Gained, Season

635 (1974)
613 (2003)
536 (1980)



RECORDS & RESULTS

TEAM RECORDS

Most Yards Gained, Game

139 vs. Dal..... (11/11/01)

Most TD Returns, Season

2.....(1970, 1999)

Most TD Returns, Game

1 14 Times

Last vs. Car. (1/2/11)

KICKOFF RETURNS

Highest Kickoff Return Average, Season

26.5 (2010)

25.15 (1998)

25.03 (1971)

Most Kickoff Returns, Season

87 (1996)

Most Yards Gained, Season

1,890 (2000)

1,825 (1996)

1,737 (1966)

Most Yards Gained, Game

257 at Den..... (9/10/00)

249 vs. Pitt.....(9/27/93)

237 vs. Sea. (12/30/07)

Most TD Returns, Season

3..... (2000)

TURNOVERS/TAKEAWAYS

Most Fumbles Had, Season

42..... (1972)

Most Fumbles Lost, Season

24..... (1974)

Most Fumbles Lost, Game

5 Three Times

Last vs. N.O..... (11/25/79)

Most Turnovers, Season

55 (24 Fum., 31 int.)..... (1974)

Most Takeaways, Season

48..... (1977)

Biggest Turnover Differential, Season

+23 (48 Takeaways, 25 Turnovers) (1977)

+20 (44 Takeaways, 24 Turnovers) (1998)

Biggest Turnover Deficit, Season

-26 (29 Takeaways, 55 Turnovers) (1974)

-22 (27 Takeaways, 49 Turnovers) (1987)

QUARTERBACK SACKS MADE

Most Sacks, Season

55..... (1997)

48..... (2004)

47.....(2002)

47..... (1978)

Most Sack Yardage, Season

425 (1978)

396 (1980)

391..... (1977)

Most Sacks, Game

10 at N.O.....(10/12/97)

OPPONENT FUMBLES/RECOVERIES

Most Fumbles, Game

7 at Min.....(12/21/08)

7 vs. Phi.....(10/5/76)

PENALTIES

Most Penalties, Season

130 (1,083 yds.) (1978)

Most Penalties, Game

17 at S.F. (11/5/78)

Fewest Penalties, Season

58 (598 yds.)..... (2010)

63 (601 yds.) (1969)

63 (659 yds.)..... (1968)

Fewest Penalties, Game

1 18 Times

Last at IND.(11/06/11)

Most Yards, Penalties, Game

153 vs. G.B., (16 penalties).....(12/26/72)

TIME OF POSSESSION

Largest Advantage, Game (Atlanta in regulation)

(45:15) Atl. at Oak. (14:45) (11/2/08)

(43:21) Atl. vs. LA Rams (16:39)(11/17/85)

(42:39) Atl. vs. S.F. (17:21) (12/19/82)

INTERCEPTIONS

Most Interceptions, Season

26..... (1980)

26..... (1977)

Most Interceptions, Game

6 at N.O.(9/16/73)

6 vs. LA Rams..... (10/1/72)



RECORDS & RESULTS

TEAM RECORDS

POINTS

Fewest Points Allowed, Season

129 (1977)

Fewest Points Allowed, Game

0 13 Times
Last at Oak. (11/2/08)

Fewest TD's Allowed, Season

15 (1977)

FIRST DOWNS

Fewest First Downs Allowed, Season

170 (1982)

Fewest First Downs Allowed, Game

3 at Oak..... (11/2/08)

Fewest First Downs Allowed, Rushing, Season

66 (1982)

Fewest First Downs Allowed, Rushing, Game

1 Six Times Last
at Arz. (12/23/07)

Fewest First Downs Allowed, Passing, Season

76 (1977)

Fewest First Downs Allowed, Passing, Game

0 at Oak..... (11/2/08)
0 at LA Rams..... (9/23/73)

PASSING

Fewest Net Yards Allowed, Season

1,384 (1977)

Fewest Net Yards Allowed, Game

9 vs. Stl. (12/9/73)
10 at Oak..... (11/2/08)
15 vs. N.E. (11/29/92)

Fewest Opponent Passing Attempts, Game

8 vs. G.B. (3 Comp.) (11/22/71)

Fewest Opponent Passes Completed, Game

2 vs. Stl. (10 Att.) (12/9/73)

Fewest Opponent TDs Allowed, Passing, Season

9 (1977)
9 (1971)

YARDS

Fewest Net Yards Allowed, Season

2,848 (1982)

Fewest Net Yards Allowed, Game

77 at Oak (67-R, 10-P) (11/2/08)
78 vs. T.B. (62-R, 16-P) (11/27/77)

Fewest Yds Rushing Per Attempt Allowed, Season

3.2 (1998)

Fewest Yards Allowed, Rushing, Season

1,044 (1982)
1,203 (1998)
1,357 (1990)

Fewest Yards Allowed, Rushing, Game

18 at N.E. (14 att.) (11/8/98)
22 vs. Det. (26 att.) (10/15/78)
29 vs. Hou. (12 att.) (9/9/90)

Fewest Rushing Attempts, Game

11 at T.B., (40 yards) (12/2/90)
11 at Det., (34 yards) (9/18/83)

Fewest TD's Allowed, Rushing, Season

5 (1977)



RECORDS & RESULTS

INDIVIDUAL RECORDS

SCORING

Most Points Career

806	Morten Andersen...	(1995-00, 2006-07)
558	Mick Luckhurst	(1981-87)
436	Jay Feely	(2001-04)
395	Norm Johnson	(1991-94)
354	Terance Mathis	(1994-2001)

Most Points, Season

138	Jay Feely	(2002)
129	Jason Elam	(2008)
128	Matt Bryant	(2010)
126	Matt Bryant	(2011)
122	Morten Andersen	(1995)

Most Points, Game

24	Michael Turner vs. Car.	(11/23/08)
24	T.J. Duckett vs. Oak.	(12/12/04)
20	Norm Johnson at N.O.	(11/13/94)

Most Consecutive Games Scoring

124	Morten Andersen...	(1995-WK 1, 2000, 2006 W2-W17, 2007 W 2-W 17)
68	Mick Luckhurst	(1981-WK 12, 1985)

Most Touchdowns, Career

57	Terance Mathis	(1994-2001)
56	Andre Rison	(1990-94)
50	Michael Turner	(2008-11)
48	Gerald Riggs	(1982-88)
45	Roddy White	(2005-11)

Most Touchdowns, Season

17	Michael Turner	(2008)
16	Jamal Anderson	(1998)
15	Andre Rison	(1993)

Most Touchdowns, Game

4	Michael Turner vs. Car.	(11/23/08)
4	T.J. Duckett vs. Oak.	(12/12/04)

Most Consecutive Games, TD Scored

7	Michael Turner	(2009)
7	T.J. Duckett	(2003)
6	Terance Mathis	(1998)

Most Two-Point Conversions, Career

6	Terance Mathis	(1994-2001)
3	Brian Finneran	(2000-08)

Most Two-Point Conversions, Season

3	Terance Mathis	(1995)
3	Brian Finneran	(2005)
2	Terance Mathis	(1994)

KICKING

Most PAT's Made, Career

254	Morten Andersen (1995–2000, 2006–07)
216	Mick Luckhurst (1981–87)
144	Norm Johnson (1991–94)
144	Jay Feely (2001–04)

Most PAT's Attempted, Career

256	Morten Andersen (1995-2000, 2006-07)
216	Mick Luckhurst (1981-87)
148	Norm Johnson (1991-94)
144	Jay Feely (2001-04)
108	Nick Mike-Mayer (1973-77)

Most PAT's Made, Season

51	Morten Andersen	(1998)
51	Mick Luckhurst	(1981)
46	Tim Mazzetti	(1980)

Most PAT's Attempted, Season

52	Morten Andersen	(1998)
51	Mick Luckhurst	(1981)
49	Tim Mazzetti	(1980)

Most PAT's Made, Game

8	Nick Mike-Mayer at N.O.	(9/16/73)
---	------------------------------	-----------

Most PAT's Attempted, Game

8	Nick Mike-Mayer at N.O.	(9/16/73)
---	------------------------------	-----------

Most Consecutive PAT's Made

153	Morten Anderson	(1998 W4-2000, 2006-07)
139	Norm Johnson	(1991-94)
134	Mick Luckhurst	(1983-87)

Most FG's Made, Career

184	Morten Andersen (1995-2000, 2006-07)
115	Mick Luckhurst (1981-87)
98	Jay Feely (2001-04)

Most FG's Made, Season

32	Jay Feely	(2002)
31	Morten Andersen	(1995)
29	Jason Elam	(2008)
29	Jay Feely	(2001)

Most FG's Made, Game

6	Norm Johnson	at N.O. (11/13/94)
6	Morten Andersen	vs. Ari (10/1/06)

Most FGs Attempted, Career

224	Morten Andersen (1995–2000, 2006–07)
164	Mick Luckhurst (1981–87)
127	Jay Feely (2001–04)

Most FGs Attempted, Season

40	Jay Feely	(2002)
----	-----------------	--------



RECORDS & RESULTS

INDIVIDUAL RECORDS

- 38 Nick Mike-Mayer (1973)
37 Jay Feely (2001)
37 Morten Andersen (1995)

Most FGs Attempted, Game

- 6 Jason Elam vs. Chi. (10/12/08)
6 Norm Johnson at N.O. (11/13/94)

Most Consecutive FGs Made

- 27 Matt Bryant. .(2010) (16), (2011) (1st 11)**
26 Norm Johnson . . (1992) (5), (1993) (1st 21)
18 Todd Peterson (2005)
18 Morten Andersen (1995) (Wks. 1-9)

Best FG Percentage, Career (Min. 35)

- .886 Matt Bryant (62 of 70) (2009-11)**
.866 Norm Johnson (84 of 97) (1991-94)
.821 Morten Andersen (184 of 224) ... (95-2000, 2006-07)

Best FG Percentage, Season

- .963 Norm Johnson (26 of 27) (1993)
.935 Jason Elam (29 of 31) (2008)
.931 Matt Bryant (27 of 29) (2011)

Most 50-yard FGs, Career

- 15 Morten Andersen (1995-2000, 2006-'07)
8 Norm Johnson (1991-94)
8 Mick Luckhurst (1981-87)

Most 50-yard FGs, Season

- 8 Morten Andersen (1995)
4 Norm Johnson (1992)

Most 50-yard FGs, Game

- 3 Morten Andersen* . . . vs. N.O. (12/10/95)
**(tied for NFL Record, Neil Rackers in '04)*

Longest Field Goal, Career

- 59 yds Morten Andersen . . . vs. S.F., (12/24/95)
58 yds Michael Koenen . . . vs. N.E., (10/9/05)

RUSHING

Most Yards Gained, Career

- 6,631 Gerald Riggs (1982-88)
5,986 William Andrews (1979-86)
5,981 Warrick Dunn (2002-07)
5,336 Jamal Anderson (1994-01)
5,281 Michael Turner (2008-11)

Most Yards Gained, Season

- 1,846 Jamal Anderson (1998)
1,719 Gerald Riggs (1985)
1,699 Michael Turner (2008)

Most 1,000-yard Seasons

- 4 Jamal Anderson (1996-98, 2000)

- 4 William Andrews (1979-81, 1983)
3 Warrick Dunn (2004-06)
3 Gerald Riggs (1984-86)
3 Michael Turner (2008, 10-11)

Most Consecutive 1,000-yard Seasons

- 3 Warrick Dunn (2004-06)
3 Jamal Anderson (1996-98)
3 Gerald Riggs (1984-86)
3 William Andrews (1979-81)

Most Yards Gained, Game

- 220 Michael Turner . vs. Det. (22 att), (9/7/08)**
208 Michael Turner vs. Stl. (25 att), (12/28/08)
202 Gerald Riggs. at N.O. (35 att), (9/2/84)

Most Rushing Attempts, Career

- 1,587 Gerald Riggs (1982-88)
1,413 Warrick Dunn (2002-07)
1,329 Jamal Anderson (1994-01)
1,315 William Andrews (1979-1986)
1,189 Michael Turner (2008-11)

Most Rushing Attempts, Season

- 410 Jamal Anderson (1998)
397 Gerald Riggs (1985)
376 Michael Turner (2008)

Most Rushing Attempts, Game

- 41 Gerald Riggs vs. LA Rm. (123 yds), (11/17/85)
39 Gerald Riggs. . . at N.O. (158 yds), (12/22/85)
37 Erric Pegram. . . at Cin. (180 yds), (12/26/93)

Most 100-Yard Games, Career

- 25 Michael Turner (2008-11)**
25 Gerald Riggs (1982-88)
22 William Andrews (1979-86)

Most 100-Yard Games, Season

- 12 Jamal Anderson (1998)
9 Gerald Riggs (1985)
8 Michael Turner (2008)

Most TD's Rushing, Career

- 50 Michael Turner (2008-11)**
48 Gerald Riggs (1982-88)
34 Jamal Anderson (1994-2001)

Most TDs Rushing, Season

- 17 Michael Turner (2008)**
14 Jamal Anderson (1998)
13 Gerald Riggs (1984)

Most TD's Rushing, Game

- 4 Michael Turner vs. Car. (11/23/08)**
4 T.J. Duckett vs. Oak., (12/12/04)

Most Consecutive Games, Rushing TD

- 7 Michael Turner (2009)**



RECORDS & RESULTS

INDIVIDUAL RECORDS

7	T.J. Duckett(2003)
4	Michael Turner (2010)
4	Gerald Riggs(1986)
4	Dave Hampton(1975)

Highest Average Gain, Career (750 carries)

4.6	William Andrews(1979-86)
4.4	Michael Turner (2008-11)
4.2	Warrick Dunn(2002-07)
4.2	Gerald Riggs(1982-88)
4.0	Jamal Anderson(1994-01)

Highest Average Gain, Season (Min. 150 Carries)

5.1	Warrick Dunn(2005)
4.9	Michael Turner (2009)
4.9	William Andrews(1980)

Highest Average Gain, Game (Min. 10 Carries)

17.3	Michael Vick ... at Min. (10-173), (12/1/02)
13.8	Michael Vick ... vs. N.O. (12-166), (11/26/06)
10.4	Warrick Dunn vs. NYG (14-146), (10/15/06)

PASSING

Most Yards Gained Passing, Career

23,470	Steve Bartkowski(1975-85)
14,238	Matt Ryan (2008-11)
14,066	Chris Miller(1987-93)

Most Gross Yards Passing, Season

4,177	Matt Ryan (2011)
4,143	Jeff George(1995)
3,829	Steve Bartkowski(1981)

Most 300-Yard Games, Career

12	Steve Bartkowski(1975-85)
10	Matt Ryan (2008-11)
8	Chris Miller(1987-93)

Most 300-Yard Games, Season

6	Matt Ryan (2011)
4	Jeff George(1995)

Most Gross Yards Passing, Game

431	Chris Chandler ... vs. Buf. (28-40), (12/23/01)
416	Steve Bartkowski ... vs. Pitt. (33-50), (11/15/81)
386	Jeff George ... at N.O. (27-39), (9/17/95)

Most Passes Attempted, Career

3,330	Steve Bartkowski(1975-85)
2,089	Chris Miller(1987-93)
2,022	Matt Ryan (2008-11)

Most Passes Attempted, Season

571	Matt Ryan (2010)
566	Matt Ryan (2011)
557	Jeff George(1995)

Most Passes Attempted, Game

66	Chris Miller ... vs. Det. (37 comp), (12/24/89)
----	---

56	Steve Bartkowski vs. Oak. (34 comp), (9/19/82)
53	Jeff George at Car. (29 comp), (12/17/95)

Most Passes Completed, Career

1,871	Steve Bartkowski(1975-85)
1,232	Matt Ryan (2008-11)
1,129	Chris Miller(1987-93)

Most Passes Completed, Season

357	Matt Ryan (2010)
347	Matt Ryan (2011)
336	Jeff George(1995)

Most Passes Completed, Game

37	Chris Miller vs. Det., (12/24/89)
34	Matt Ryan at N.O., (12/26/11)
34	Steve Bartkowski vs. Oak., (9/19/82)

Highest Completion Percentage, Career

60.9	Matt Ryan (2008-11)
60.5	Jeff George(1994-96)
59.8	Bobby Hebert(1993-96)

Highest Completion Percentage, Season

.681	Wade Wilson(1992)
.673	Steve Bartkowski(1984)
.634	Steve Bartkowski(1983)

Highest Completion Percentage, Game

(Minimum 20 Att.)

.857	Matt Ryan vs. G.B (24-28), (11/28/10)
.857	Steve Bartkowski vs. Det. (24-28), (9/9/84)
.826	Steve Bartkowski at Pitt. (19-23), (10/28/84)
.826	Steve Bartkowski ... at S.F. (19-23), (9/25/83)

Best QB Rating, Career

88.4	Matt Ryan (2008-11)
87.4	Chris Chandler(1997-2001)
85.6	Jeff George(1994-96)

Best QB Rating, Season (Minimum 100 Att.)

110.2	Wade Wilson(1992)
106.7	Bob Berry(1969)
100.9	Chris Chandler(1998)

Most TD Passes, Career

154	Steve Bartkowski(1975-85)
95	Matt Ryan (2008-11)
87	Chris Chandler(1997-2001)
87	Chris Miller(1987-93)

Most TD Passes, Season

31	Steve Bartkowski(1980)
30	Steve Bartkowski(1981)
29	Matt Ryan (2011)

Most TD Passes, Game

5	Wade Wilson vs. T.B. (12/13/92)
---	-------------	---------------------------



RECORDS & RESULTS

INDIVIDUAL RECORDS

Most Consecutive Games, TD Pass

- 27 Chris Chandler (1997-99)
15 Matt Ryan (2011-present)

Most Consecutive Passes Without Int.

- 197 Steve Bartkowski (1982-83)
185 Matt Ryan (2010)
185 Chris Miller (1989)

Most Consecutive Games Without Int.

- 6 Michael Vick (2002)
5 Steve Bartkowski (1983)

Lowest Interception Pct., Career

- 2.3 Matt Ryan (2008-11)**
2.7 Jeff George (1994-96)
3.3 Michael Vick (2001-06)

Lowest Interception Pct., Season

(Minimum 150 Att.)

- 1.2 Steve Bartkowski (5-432) (1983)
1.6 Matt Ryan (9-571) (2010)
1.9 Michael Vick (8-421) (2002)
1.9 Chris Miller (10-526) (1989)

RECEIVING

Most Passes Caught, Career

- 573 Terance Mathis (1994-2001)
530 Roddy White (2005-11)
423 Andre Rison (1990-94)
360 Alfred Jenkins (1975-83)
316 Alge Crumpler (2001-07)

Most Passes Caught, Season

- 115 Roddy White (2010)**
111 Terance Mathis (1994)
104 Eric Metcalf (1995)

Most 50+ Catch Seasons

- 8 Terance Mathis (1994-2001)
5 Roddy White (2007-11)
5 Andre Rison (1990-94)

Most Passes Caught, Game

- 15 William Andrews . vs. Pitt. (124 yds), (11/15/81)
14 Andre Rison at Det. (193 yds), (9/4/94)
13 Roddy White at Pitt. (111 yds), (9/12/10)
13 Terance Mathis . . vs. K.C. (123 yds), (9/18/94)
13 William Andrews . . at T.B. (98 yds), (12/6/81)

Most Yards Gained Receiving, Career

- 7,374 Roddy White (2005-11)**
7,349 Terance Mathis (1994-2001)
6,267 Alfred Jenkins (1975-83)

Most Yards Gained Receiving, Season

- 1,389 Roddy White (2010)**

- 1,382 Roddy White (2008)**

- 1,358 Alfred Jenkins (1981)

Most Yards Gained Receiving, Game

- 210 Roddy White at S.F. (8 rec), (10/11/09)**
201 Roddy White vs. Cin. (11 rec), (10/24/10)
198 Terance Mathis at N.O. (6 rec), (12/13/98)

Most 100-Yard Games, Career

- 28 Roddy White (2005-11)**
16 Alfred Jenkins (1975-83)
15 Andre Rison (1990-94)

Most 100-Yard Receiving Games, Season

- 7 Roddy White (2008)**
6 Tony Martin (1998)

Most TD Receptions, Career

- 57 Terance Mathis (1994-2001)
56 Andre Rison (1990-94)
45 Roddy White (2005-11)

Most TD Receptions, Season

- 15 Andre Rison (1993)
13 Alfred Jenkins (1981)
12 Andre Rison (1991)

Most TD Receptions, Game

- 3 Five Times
Last vs. Stl (Terance Mathis) . . (11/19/95)

Highest Per Catch Average, Season

(minimum 20 catches)

- 22.5 Ken Burrow (33) (1971)
22.4 Michael Haynes (50) (1991)
21.3 Brian Finneran (23) (2001)

KICKOFF RETURNS

Most Return Yards, Career

- 5,489 Allen Rossum (2002-06)
3,388 Deion Sanders (1989-93)
3,084 Jerious Norwood (2006-10)

Most Return Yards, Season

- 1,491 Darrick Vaughn (2001)
1,317 Jerious Norwood (2007)
1,311 Jerious Norwood (2008)

Most Return Yards, Game

- 249 Tony Smith vs. Pitt., (9/27/93)
220 Allen Rossum vs. Pitt., (10/22/06)
198 Darrick Vaughn at Stl., (1/6/02)
198 Clarence Verdin vs. N.O., (12/11/94)

Highest Average Return, Career (Min. 75)

- 25.7 Darrick Vaughn (2000-01)
25.6 Eric Weems (2007-11)
25.5 Jerious Norwood (2006-09)
24.3 Ron Smith (1966-67)



RECORDS & RESULTS

INDIVIDUAL RECORDS

Highest Average Return, Season (Min. 25)

27.7	Darrick Vaughn.....	(2000)
27.5	Eric Weems.....	(2010)
27.5	Sylvester Stamps.....	(1987)

Most Returns, Career

250	Allen Rossum.....	(2002-06)
147	Deion Sanders.....	(1989-93)
121	Jerious Norwood.....	(2006-10)

Most Returns, Season

62	Allen Rossum.....	(2003)
61	Darrick Vaughn.....	(2001)
58	Allen Rossum.....	(2004)

Longest Kickoff Returns

102t	Eric Weems.....	at T.B., (12/5/10)
100t	Darrick Vaughn.....	at Den., (9/10/00)
100t	Deion Sanders.....	at S.F., (10/13/91)
100t	Dennis Pearson.....	at Stl., (12/17/78)

Most Touchdowns, Kickoff Returns, Career

4	Darrick Vaughn.....	(2000-01)
3	Deion Sanders.....	(1989-93)
2	Byron Hanspard.....	(1997-99)

PUNT RETURNS

Most Return Yards, Career

1,723	Allen Rossum.....	(2002-06)
1,251	Billy Johnson.....	(1982-87)
815	Eric Weems.....	(2007-11)

Most Return Yards, Season

545	Allen Rossum.....	(2003)
489	Billy Johnson.....	(1983)
457	Allen Rossum.....	(2004)

Most Return Yards, Game

139	Darrien Gordon vs. Dal.	(11/11/01)
116	Billy Johnson at NYJ.....	(10/23/83)
108	Al Dodd vs. Chi.....	(10/13/74)

Highest Return Average, Career (Min. 75)

11.2	Allen Rossum.....	(2002-05)
10.6	Eric Weems.....	(2007-11)
10.1	Billy Johnson.....	(1982-87)

Highest Return Average, Season (Min. 20)

14.1	Darrien Gordon.....	(2001)
14.0	Allen Rossum.....	(2003)
12.7	Al Dodd.....	(1974)

Highest Return Average, Game (Min. 3)

46.3	Darrien Gordon.....	vs. Dal., (11/11/01)
31.0	Harry Douglas.....	vs. Car., (11/23/08)
31.0	Billy Johnson.....	vs. LA Raid., (11/21/82)

Most Returns, Career

154	Allen Rossum.....	(2002-06)
-----	-------------------	-----------

124	Billy Johnson.....	(1982-87)
109	Rolland Lawrence.....	(1973-80)

Most Returns, Season

54	Rolland Lawrence.....	(1976)
52	Todd Kinchen.....	(1997)
51	Rolland Lawrence.....	(1977)

Most Returns, Game

8	Tim Dwight at Det.....	(11/12/00)
8	Rolland Lawrence.....	at S.F., (10/9/77)

Most Touchdowns, Punt Returns, Career

2	Allen Rossum.....	(2002-06)
2	Tim Dwight.....	(1998-2000)
2	Deion Sanders.....	(1989-93)

Longest Punt Returns

79t	Deion Sanders....	vs. Cin., (10/28/90)
77t	Tom McCauley....	vs. N.O., (10/25/70)
75t	Allen Rossum.....	at K.C., (10/24/04)
75t	John Mallory.....	vs. Min., (12/20/70)

COMBINED RETURNS

Combined Return Yards, Career

7,212	Allen Rossum.....	(2002-06)
4,177	Deion Sanders.....	(1989-93)
3,711	Eric Weems.....	(2007-11)

Most Combined Return Yards, Season

1,836	Allen Rossum.....	(2003)
1,707	Allen Rossum.....	(2004)
1,491	Darrick Vaughn.....	(2001)

Most Combined Returns, Career

404	Allen Rossum.....	(2002-06)
240	Deion Sanders.....	(1989-93)
196	Tim Dwight.....	(1998-2000)

Most Combined Returns, Season

101	Allen Rossum.....	(2003)
95	Allen Rossum.....	(2004)
77	Allen Rossum.....	(2002)

COMBINED NET YARDS

(Rushing, Receiving, KO & Punt Returns)

Most Combined Yards, Career

8,704	William Andrews.....	(1979-86)
8,345	Gerald Riggs.....	(1982-88)
7,616	Warrick Dunn.....	(2002-07)
7,393	Roddy White.....	(2005-11)
7,392	Terance Mathis.....	(1994-01)

Most Combined Yards, Season

2,207	Jerious Norwood.....	(2007)
2,176	William Andrews.....	(1983)
2,165	Jamal Anderson.....	(1998)

Most Combined Yards, Game

296	Eric Metcalf (0/97/176/23) vs. Phi., (9/22/96)
-----	--



RECORDS & RESULTS

INDIVIDUAL RECORDS

270 Jerious Norwood (56/22/192/0) vs. Stl.,
(12/28/08)

264 Tim Dwight (5/60/149/50) at Den.,
(9/10/00)

PUNTING

Highest Punting Average, Career (Min. 100)

42.6 Rick Donnelly (1985-88)
42.0 Michael Koenen (2005-10)
41.8 Scott Fulhage (1989-92)

Highest Punting Average, Season (Min. 35)

44.3 Billy Lothridge (1968)
44.0 Rick Donnelly (1987)
43.8 Rick Donnelly (1986)

Highest Punting Average, Game (Min. 4)

66.6 Scott Fulhage vs. S.F., (10/14/90)
52.1 Rick Donnelly at Phi., (11/10/85)

Highest Net Punting Average, Season

38.9 Matt Boshier (2011)
38.8 Michael Koenen (2007)
38.7 Chris Mohr (2002)

Most Punts, Career

873 John James (1972-81)
469 Dan Stryzinski (1995-2000)
440 Michael Koenen (2005-10)

Most Punts, Season

109 John James (1978)
105 John James (1977)
101 John James (1976)

Most Punts, Game

12 John James vs. Was., (12/10/78)
11 Rick Donnelly at Phi., (10/30/88)

Most Punts Inside 20, Season

30 Michael Koenen (2007)
29 Michael Koenen (2010)
28 John James (1976)

Longest Punt

75 Harold Alexander at Chi., (10/3/93)
75 John James vs. Oak., (11/30/75)
72 John James vs. N.O., (9/16/73)

Most Fair Catches Forced, Season

45 Dan Stryzinski (1997)
34 Dan Stryzinski (1999)
33 Chris Mohr (2003)

INTERCEPTIONS

Most Passes Intercepted, Career

39 Rolland Lawrence (1973-81)
31 Ray Brown (1971-77)
30 Ray Buchanan (1997-2003)
30 Scott Case (1984-94)

29 Ken Reaves (1966-73)

Most Passes Intercepted, Season

10 Scott Case (1988)
9 Rolland Lawrence (1975)
8 Ray Brown (1974)

Most Passes Intercepted, Game

2 29 Times
Last time by, Brent Grimes at NYJ,
(12/20/09)

Most Consecutive Games Pass Int.

4 D.J. Johnson ... (Weeks 2-5, 1994 Season)
4 Ken Reaves (3 games-1970, 1-1971)

Most Interception Return Yards, Career

658 Rolland Lawrence (1973-80)
574 Ray Brown (1971-77)
520 Deion Sanders (1989-93)
442 Ray Buchanan (1997-03)
439 Ken Reaves (1966-73)

Most Interception Return Yards, Season

221 Tom Pridemore (1981)
177 DeAngelo Hall (2005)
164 Ray Brown (1974)

Most Interception Return Yards, Game

101 Tom Pridemore vs. S.F. (1 INT), (9/20/81)

Most Interceptions For TD's, Career

3 Kevin Mathis (2002-04)
Deion Sanders (1989-93)

Most Interceptions For TD's, Season

2 Four Times
Last by Kevin Mathis (2004)

Most Interceptions For TD's, Game

2 Kenny Johnson. vs. G.B. (26 and 31), (11/27/83)

FUMBLE RECOVERIES

Most Recoveries, Career

14 Greg Brezina (12 yds) (1968-79)
13 Tom Pridemore (50 yds) (1978-85)
13 Rolland Lawrence (20 yds) (1973-80)
13 Tommy Nobis (6 yds) (1966-76)

Most Recoveries, Season

5 Four Times
Last by Jeff Yeates (0 yards) (1979)

Most Recoveries, Game

2 Seven Times,
Last by Jonathan Babineaux. vs. Mia.,
(9/13/09)

Most Yards, Fumble Recoveries, Career

155 Jessie Tuggle (10 recoveries) ... (1987-97)



RECORDS & RESULTS

INDIVIDUAL RECORDS

- 113 Bob Glazebrook (4)(1978-83)
111 Joel Williams (8)(1979-89)

Most Yards, Fumble Recoveries, Season

- 91 Bob Glazebrook (2) (1982)
86 DeAngelo Hall (2)(2005)
75 Oliver Barnett (1)(1991)

Most TD's, Fumble Recoveries, Career

- 5 Jessie Tuggle (10 recoveries) . . (1987-98)

Most TD's, Fumble Recoveries, Season

- 2 Kenny Johnson(1981)

Most TD's Fumble Recoveries, Game

- 1 46 Times
Last by Lawrence Sidbury . . vs. Buf., 11 yds,
(12/27/09)

Safeties, Career

- 2 Three Times
Last by Brian Jordan (1989-91)

SACKS

Most Sacks, Career

- 94.5 (757 yds) Claude Humphrey . . (1968-78)
58.5 (317.5 yds) John Abraham . . . (2006-11)
58.5 (321.5 yds) Chuck Smith (1992-99)

Most Sacks, Season

- 16.5 John Abraham (2008)**
16.0 Joel Williams (1980)
15.0 Claude Humphrey (1976)

Most Sacks, Game

- 5.0 Chuck Smith. at N.O., (10/12/97)
5.0 Claude Humphrey (Twice)
4.0 Claude Humphrey . . . at N.O., (12/19/71)

Most Sack Yards, Career

- 757.0 Claude Humphrey (1968-78)
395.0 John Zook (1969-75)
388.0 John Abraham (2006-11)

Most Sack Yards, Season

- 137.5 Joel Williams (1980)
127.5 Claude Humphrey (1976)
109.5 John Abraham (2008)



RECORDS & RESULTS

CAREER SERVICE & STREAKS

SERVICE

Most Seasons Played

18	Jeff Van Note	(1969-86)
17	Mike Kenn	(1978-94)
14	Jessie Tuggle	(1987-00)
13	Todd McClure	(1999-11)
12	Bob Whitfield	(1992-03)
12	Bobby Butler	(1981-92)
11	Keith Brooking	(1998-08)
11	Scott Case	(1984-94)
11	Steve Bartkowski	(1975-85)
11	Jim Mitchell	(1969-79)
11	Tommy Nobis	(1966-76)

Most Games Played

251	Mike Kenn	(1978-94)
246	Jeff Van Note	(1969-86)
209	Jessie Tuggle	(1987-00)
181	Todd McClure	(1999-11)
178	Bob Whitfield	(1992-03)
169	Bobby Butler	(1981-92)
162	Scott Case	(1984-94)
161	Keith Brooking	(1998-08)
155	Jim Mitchell	(1969-79)
151	Greg Brezina	(1968-79)

Most Games Started

251	Mike Kenn	
225	Jeff Van Note	
189	Jessie Tuggle	
181	Todd McClure	
167	Bob Whitfield	
145	Keith Brooking	
133	Tommy Nobis	
127	Claude Humphrey	
126	Bobby Butler	
122	Scott Case	

Most Consecutive Games Played

155	Jeff Van Note	(1976-86)
144	Todd McClure	(2001-10)
130	Keith Brooking	(2001-Week 16-08)
129	Bob Whitfield	(1992-Week 11, '00)
112	Ken Reaves	(1966-73)
112	Patrick Kerney	(1999-05)

Most Consecutive Games Started

144	Todd McClure	(2001-10)
128	Keith Brooking	(2000-08)
123	Bob Whitfield	(Wk 1, '93-Wk 11, '00)
112	Jeff Van Note	(1970-84)
100	Steve Bartkowski	(Wk 8, '77-Wk 10, '84)

Most Pro Bowl Appearances

6	Claude Humphrey	(1970, 71, 72, 73, 74, 77)
6	Jeff Van Note	(1974, 75, 79, 80, 81, 82)
5	Jessie Tuggle	(1992, 94, 95, 97, 98)
5	Tommy Nobis	(1966, 67, 68, 70, 72)
5	George Kunz	(1969, 71, 72, 73, 74)

5	Mike Kenn	(1980, 81, 82, 83, 84)
5	Keith Brooking	(2001, 02, 03, 04, 05)
4	Roddy White	(2008, 09, 10, 11)
4	Alge Crumpler	(2003, 04, 05, 06)
4	Elbert Shelley	(1992, 93, 94, 95)

Most Consecutive Pro Bowl Appearances

5	Keith Brooking	(2001-05)
5	Claude Humphrey	(1970-74)
5	Mike Kenn	(1980-84)
4	Roddy White	(2008-11)
4	Alge Crumpler	(2003-06)
4	Elbert Shelley	(1992-95)
4	Andre Rison	(1990-93)
4	William Andrews	(1980-83)
4	Jeff Van Note	(1979-82)
4	George Kunz	(1971-74)

SCORING

Most Consecutive Games, Scoring

124	Morten Andersen	(1995 Week 1-2000, 2006 Week 2-2006 Week 17, 2007 Week 2-2007 Week 17)
68	Mick Luckhurst	(Wk 1, '81-Wk 11, '85)

Most Consecutive Games Scoring TD

7	Michael Turner (all rushing)	(2009)
7	T.J. Duckett, (all rushing)	(2003)
6	Terance Mathis, (all receiving)	(1998)
5	Eric Metcalf, (4 receiving, 1 return)	(1995)
4	Roddy White, (all receiving)	(2011)
4	Roddy White, (all receiving)	(2009)
4	Michael Turner (all rushing)	(2008)
4	T.J. Duckett, (all rushing)	(2005)
4	Bert Emanuel, (all receiving)	(1997)
4	Andre Rison, (all receiving)	(1993)
4	Gerald Riggs, (all rushing)	(1986)
4	Jim Mitchell, (3 receiv., 1 fumble)	(1975)
4	Dave Hampton, (3 rush, 1 receiv.)	(1975)

Most Consecutive Games With TD Pass

27	Chris Chandler	(Wk 3, '97-Wk 3, '99)
15	Matt Ryan	(2011)
15	Matt Ryan	(2010)
14	Chris Miller	(Wk 11, '91-Wk 8, '92)
14	Steve Bartkowski	(Wk 7, '80-Wk 4, '81)

Most Consecutive Games With TD Catch

6	Terance Mathis	(1998)
4	Roddy White	(2011)
4	Roddy White	(2009)
4	Bert Emanuel	(1997)
4	Andre Rison	(1993)
4	Andre Rison	(1991)

KICKING

Most Consecutive PAT's

153	Morten Anderson	(1998 WK 4-2000, 2006-07)
-----	-----------------	---------------------------



RECORDS & RESULTS

CAREER SERVICE & STREAKS

- 139 Norm Johnson (1991-94)
134 Mick Luckhurst (1983-1987)

Most Consecutive Games FG Made

- 14 Jay Feely (2001)
13 Jay Feely (2002)
11 Matt Bryant (2011)
11 Norm Johnson (1993)

Most Consecutive Field Goals

- 27 Matt Bryant (2010-11)**
26 Norm Johnson (1992-93)
18 Todd Peterson (2005)
18 Morten Andersen (1995)

RUSHING

Most Consecutive 100-Yard Games

- 6 Jamal Anderson (1998)
4 Gerald Riggs (1985)
3 Michael Turner (2009)
3 Gerald Riggs (1986)
3 William Andrews (1983)

Most Consecutive 1,000-yard Seasons

- 3 Warrick Dunn (2004-06)
3 Jamal Anderson (1996-98)
3 Gerald Riggs (1984-86)
3 William Andrews (1979-81)

RECEIVING

Most Consecutive Games With Reception

- 103 Alfred Jenkins (1975-1983)
84 Roddy White (Wk 14 2006-present)
74 Alge Crumpler (2001-2007)
59 Terance Mathis (1997-2000)
57 Andre Rison (1990-94)

Most Consecutive 100-Yard Games

- 4 Terance Mathis (1994)
(Nov. 13 10-125, Nov. 20 8-168,
Nov. 27 10-124, Dec. 4 7-128)
4 Andre Rison (1990)
(Sept. 23 11-128, Oct. 7 10-154,
Oct. 14 9-172, Oct. 21 5-161)

PASSING

Most Consecutive Passes Without INT

- 197 Steve Bartkowski (1982-83)
185 Matt Ryan (2010)
185 Chris Miller (1989)

Most Consecutive Games With TD Pass

- 22 Chris Chandler (1997-99)
15 Matt Ryan (2010-present)
14 Chris Miller (1991-92)
14 Steve Bartkowski (1980-81)
13 Chris Miller (1989-90)

INTERCEPTIONS

Most Consecutive Games Pass INT

- 6 Matt Ryan (Weeks 5-10, 2009)



RECORDS & RESULTS

ALL-TIME LISTS

ALL-TIME FUMBLE RETURNS FOR TOUCHDOWN

Date	Play
(10/19/69)	Jim Weatherford for 74 yards at S.F.
(12/21/69)	Claude Humphrey for 24 yards vs. Min.
(10/25/70)	Randy Marshall rec. in end zone vs. N.O.
(12/6/70)	John Mallory for 17 yards at S.F.
(10/17/71)	John Mallory for 54 yards vs. LA Rams
*(10/28/71)	Jim Mitchell for 55 yards at Min.
(12/5/71)	Tom Hayes for 60 yards vs. Oak.
(9/17/72)	John Zook for 26 yards at Chi.
(10/5/75)	Jim Mitchell for 50 yards vs. N.O.
(11/13/77)	Ralph Ortega for 14 yards vs. Det.
(10/29/79)	Rick Byas for 40 yards vs. Sea.
(10/5/80)	Buddy Curry for 30 yards vs. Det.
(10/5/80)	Joel Williams for 42 yards vs. Det.
(12/14/80)	Al Richardson rec. in end zone vs. S.F.
(10/6/81)	Kenny Johnson for 35 yards vs. N.O.
(10/13/81)	Joel Williams for 57 yards at G.B.
(10/5/81)	Kenny Johnson for 20 yards at Phi.
(11/29/81)	Alfred Jackson rec. in end zone at Hou.
(9/12/82)	Bob Glazebrook for 91 yards at NYG
** (1/9/83)	Doug Rogers rec. in end zone at Min.
(10/30/83)	John Rade for 16 yards vs. N.E.
(11/20/83)	Blane Gaison for 64 yards vs. S.F.
(10/20/85)	Mike Gann for 42 yards vs. N.O.
(10/21/86)	Mike Pitts for 22 yards at Dal.
(10/26/86)	James Britt for 65 yards at LA Rams
(12/6/87)	Robert Moore for 20 yards at Dal.
(10/30/88)	Mike Gann for 36 yards at Phi.
(12/11/88)	Jessie Tuggle for two yards at LA Rams
(10/17/89)	Bobby Butler for 29 yards vs. Dal.
(10/9/90)	Jessie Tuggle for 65 yards vs. Hou.
(10/22/91)	Jessie Tuggle for 18 yards vs. LA Raiders
(9/29/91)	Ken Tippins for 23 yards vs. N.O.
(11/17/91)	Oliver Barnett for 75 yards vs. T.B.
(12/1/91)	Joe Fishback for 16 yards vs. G.B.
(12/3/92)	Jessie Tuggle for 69 yards vs. N.O.
(9/27/93)	Vinnie Clark for 46 yards vs. Pitt.
(11/13/94)	Eric Jack for 27 yards at N.O.
(10/4/97)	William White for 18 yards vs. Car.
(10/11/97)	Antonio Edwards for two yards at NYG
(11/8/98)	Chuck Smith for 71 yards at N.E.
(11/15/98)	Jessie Tuggle for one yard vs. S.F.
(11/3/02)	Patrick Kerney for four yards vs. Bal.
(10/26/04)	Brady Smith for zero yards vs. Stl.
(10/16/05)	DeAngelo Hall for 66 yards at N.O.
(10/24/05)	Chauncey Davis for 24 yards vs. NYJ
(10/7/07)	DeAngelo Hall for 56 yards at Ten.
^ (12/21/08)	Justin Blalock rec. in end zone at Min.
(11/2/09)	Kroy Biermann for four yards at N.O.
(12/27/09)	Lawrence Sidbury for 11 yards vs. Buf.
(12/19/10)	Jonathan Babineaux in endzone at Sea.
(12/15/11)	Corey Peters for 13 yards vs. Jax.

*Ball was fumbled by teammate and picked up and run back for a touchdown.

**1982 Playoffs

^Ball was fumbled by teammate in end zone

and recovered for a touchdown.

ALL-TIME INTERCEPTIONS FOR A TOUCHDOWN

Date	Play
(12/4/66)	Bobby Riggles for 62 yards at Min.
(10/17/67)	Lee Calland for 77 yards at Bal.
(10/29/67)	Tommy Nobis for 41 yards vs. Min.
(10/20/68)	Ken Reaves for 90 yards at LA Rams
(12/15/68)	Jimmy Burson for 73 yards vs. S.F.
(10/31/71)	Don Hansen for 40 yards at Cle.
(10/1/72)	Tommy Nobis for 29 yards vs. LA Rams
(9/16/73)	Tom Hayes for 65 yards at N.O.
(12/9/73)	Tom Hayes for 38 yards vs. Stl.
(10/6/74)	Ray Brown for 59 yards at NYG
(11/23/75)	Ray Brown for 41 yards vs. Den.
(11/30/75)	Rolland Lawrence for 87 yards at Oak.
(11/13/77)	Robert Pennywell for 20 yards vs. Det.
(11/20/77)	Rick Byas for 72 yards at N.O.
(9/2/79)	James Mayberry for six yards at N.O.
(12/16/79)	Robert Pennywell for 39 yards vs. S.F.
(9/13/81)	Fulton Kuykendall for 20 yards at G.B.
(9/20/81)	Tom Pridemore for 101 yards vs. S.F.
(11/23/81)	Buddy Curry for 35 yards vs. Min.
*(1/9/83)	Bob Glazebrook for 35 yards vs. Min.
(11/27/83)	Kenny Johnson (2) for 26 & 31 yds vs G.B.
(9/23/84)	Jeff Jackson for 35 yards vs. Hou.
(9/22/85)	John Rade for 38 yards vs. Den.
(9/21/86)	Bobby Butler for 33 yards at Dal.
(11/16/86)	Joel Williams for 14 yards vs. Chi.
(9/18/88)	Robert Moore for 47 yards at S.F.
(9/9/90)	Deion Sanders for 82 yards vs. Hou.
(12/23/90)	Scott Case for 36 yards vs. LA Rams
(12/30/90)	Deion Sanders for 61 yards vs. Dal.
(12/15/91)	Deion Sanders for 55 yards vs. Sea.
(9/11/94)	Darnell Walker for 44 yards vs. L.A.
(11/5/95)	Alton Montgomery for 71 yards vs. Det.
(11/26/95)	Jessie Tuggle for 27 yards at Arz.
(10/18/98)	Eugene Robinson for 25 yards vs. N.O.
(12/27/98)	Ronnie Bradford for 11 yards vs. Mia.
(12/5/99)	Ray Buchanan 52 yards vs. N.O.
(9/3/00)	Ashley Ambrose for 36 yards vs. S.F.
(10/1/00)	Tim Dwight for 70 yards at Phi.
(11/24/02)	Keion Carpenter for 41 yards at Car.
(11/16/03)	Tod McBride for 15 yards at N.O.
(12/7/03)	Kevin Mathis for 32 yards in OT vs. Car.
(12/20/03)	Juran Bolden for 41 yards at T.B.
(10/3/04)	Kevin Mathis for 35 yards at Car.
(10/31/04)	Kevin Mathis for 66 yards at Den.
(12/12/04)	Rod Coleman for 39 yards vs. Oak.
(1/2/05)	DeAngelo Hall for 48 yards at Sea.
(9/21/08)	Chris Houston 10 yards at K.C.
(11/9/08)	Chevis Jackson 95 yards vs. N.O.
(11/8/09)	Tye Hill 62 yards vs. Was.
(10/10/10)	Kroy Biermann 31 yards at Cle.
(12/27/10)	Chauncey Davis 26 yards vs. N.O.
(09/11/11)	Kroy Beirmann 50 yards at Chi.
(01/01/12)	Curtis Lofton 26 yards vs. T.B.

*1982 NFC Playoffs



RECORDS & RESULTS

ALL-TIME LISTS

ALL-TIME 2-POINT CONVERSIONS

Date	Play
(10/2/94)	Terance Mathis at LA Rams
(10/27/94)	Terance Mathis vs. Phi.
(12/18/94)	Andre Rison at G.B.
(10/1/95)	Terance Mathis vs. N.E.
(11/5/95)	Terance Mathis vs. Det.
(9/17/99)	Terance Mathis at N.O.
(9/22/96)	Terance Mathis vs. Phi.
(11/29/98)	Jamal Anderson at Stl.
(10/15/00)	Jamal Anderson at Stl.
(10/14/01)	Shawn Jefferson vs. S.F.
(9/18/05)	Alge Crumpler at Sea.
(10/9/05)	Brian Finneran vs. N.E.
(11/13/05)	Brian Finneran vs. G.B.
(1/1/06)	Brian Finneran vs. Car.
(12/7/08)	Michael Jenkins at N.O.
(10/24/10)	Roddy White vs. Cin.

ALL-TIME BLOCKED PUNT FOR TOUCHDOWN

Date	Play
(12/7/69)	Ron Acks rec. in the end zone vs. N.O.
(10/3/71)	Tom Hayes for 20 yards at Det.
(10/10/71)	Tom Hayes for 25 yards vs. Stl.
(9/3/78)	Tom Moriarty rec. in end zone vs. Hou.
(10/21/79)	Rolland Lawrence for 41 yards at S.F.
(10/5/80)	Frank Reed for 16 yards vs. Det.
(10/14/90)	Bobby Butler for 62 yards vs. S.F.
(1/4/03)	Artie Ulmer for 1 yd at G.B. in NFC W.C.

ALL-TIME BLOCKED FIELD GOAL FOR T.D.

Date	Play
(10/12/95)	Kevin Ross for 83 yards at Stl.
(10/16/05)	Demorrio Williams for 59 yards at N.O.

ALL-TIME KICKOFF RETURN FOR TOUCHDOWN

Date	Play
(9/17/67)	Ron Smith for 99 yards at Bal.
(11/16/69)	Mal Snider for 48 yards vs. Chi.
(12/17/78)	Dennis Pearson for 100 yards at Stl.
(10/20/85)	Cliff Austin for 94 yards vs. N.O.
(12/20/87)	Sylvester Stamps for 97 yards vs. S.F.
(12/30/90)	Keith Jones for 76 yards vs. Dal.
(10/13/91)	Deion Sanders for 100 yards vs. S.F.
(10/13/92)	Deion Sanders for 99 yards at Was.
(11/21/92)	Deion Sanders for 73 yards at Buf.
(9/27/93)	Tony Smith for 97 yards vs. Pitt.
(11/30/97)	Byron Hanspard for 93 yards at Sea.
(12/7/97)	Byron Hanspard for 99 yards at S.D.
(10/4/98)	Tim Dwight for 93 yards vs. Car.
(9/10/00)	Darrick Vaughn for 100 yards at Den.
(10/15/00)	Darrick Vaughn for 96 yards at Stl.
(12/17/00)	Darrick Vaughn for 88 yards at N.O.
(1/6/02)	Darrick Vaughn for 96 yards at Stl.
(12/15/02)	Allen Rossum for 91 yards vs. Sea.

(12/5/10)	Eric Weems for 102 yards at T.B.
*(1/15/11)	Eric Weems for 102 yards vs. G.B.
* 2010 Divisional Round Playoff Game	

ALL-TIME PUNT RETURN FOR TOUCHDOWN

Date	Play
(10/25/70)	Tom McCauley for 77 yards vs. N.O.
(12/20/70)	John Mallory for 75 yards vs. Min.
(9/29/74)	Gerald Tinker for 72 yards vs. N.O.
(10/23/83)	Billy Johnson for 71 yards at NYJ
(9/10/89)	Deion Sanders for 68 yds. vs. LA Rams
(10/28/90)	Deion Sanders for 79 yards vs. Cin.
(10/12/95)	Eric Metcalf for 66 yards at Stl.
(12/12/99)	Winslow Oliver for 58 yards at S.F.
(1/3/00)	Tim Dwight for 70 yards vs. S.F.
(10/1/00)	Tim Dwight for 70 yards at Phi.
(11/23/03)	Allen Rossum for 59 yards vs. Tenn.
(10/24/04)	Allen Rossum for 75 yards at K.C.
(11/23/08)	Harry Douglas for 61 yards vs. Car.
(1/2/11)	Eric Weems for 55 yards vs. Car.



RECORDS & RESULTS

TOP PERFORMANCES

RUSHING YARDAGE

220 Michael Turner vs. Det., (22 att) . . (9/7/08)
208 Michael Turner vs. Stl., (25 att) (12/28/08)
202 Gerald Riggs vs. N.O., (35 att) (9/2/84)
197 Gerald Riggs vs. K.C., (26 att) (12/8/85)
192 Erric Pegram vs. S.F., (27 att) (9/19/93)
188 Jamal Anderson at Stl., (31 att) . . (11/29/98)
180 Erric Pegram at Cin., (37 att) (12/26/93)
178 Warrick Dunn at NYG., (25 att) . . (11/9/03)
173 Michael Vick at Min., (10 att) (12/1/02)
172 Michael Turner vs. T.B., (17 att) . . . (1/1/12)
172 Jamal Anderson vs. Stl., (22 att) . . (11/1/98)
172 Gerald Riggs vs. Mia., (33 att) . . (11/30/88)
167 William Andrews vs. N.O., (30 att) (9/2/79)
166 Michael Turner vs. Was., (18 att) (11/8/09)
166 Michael Vick vs. N.O., (12 att) . . (11/26/06)
162 Warrick Dunn at N.O., (23 att) . . (11/16/03)
162 Jamal Anderson vs. Stl., (20 att) . . (11/2/97)
162 Steve Broussard vs. Was., (26 att) (12/19/93)
161 William Andrews vs. Mia., (21 att) . (12/10/83)
161 Dave Hampton vs. L.A., (29 att) . . (10/1/72)
158 Gerald Riggs vs. N.O., (39 att) . . (12/22/85)
158 William Andrews vs. Buf, (28 att) (12/17/83)
155 Warrick Dunn vs. NYJ, (24 att) . . (10/24/05)
155 Mike Rozier vs. Dal., (21 att) . . . (12/30/90)
152 Michael Turner vs. T.B., (32 att) (12/14/08)
152 Jamal Anderson at Arz., (33 att) . (12/21/97)
151 Michael Turner at N.O., (20 att) . (11/2/09)
150 William Andrews vs. Phi., (25 att) (10/2/83)
150 William Andrews vs. Det., (32 att) (9/18/83)
148 Maurice Smith vs. Dal., (27 att) . . (11/11/01)
148 Jamal Anderson at N.O., (27 att) (12/13/98)
147 Jason Snelling at T.B., (25 att) (1/3/10)
147 Jamal Anderson at Det., (30 att) (12/20/98)
146 Warrick Dunn vs. NYG, (14 att) . (10/15/06)
145 Lynn Cain vs. LA Rams (35 att) . . (10/7/84)
142 Warrick Dunn at N.O., (23 att) . . (10/27/02)
141 Michael Vick vs. Car., (14 att) (12/7/03)
141 Gerald Riggs vs. LA Rams, (35 att) . (10/12/86)
140 Michael Turner at Cle., (19 att) . . . (10/10/10)
139 Michael Turner at Car., (27 att) . . . (10/16/11)
139 Michael Turner at Oak. (30 att) . . (11/2/08)
139 Gerald Riggs vs. Sea., (23 att) . . (10/13/85)
136 Gerald Riggs vs. S.F., (28 att) (9/30/84)
136 Gerald Riggs vs. Ind., (30 att) (12/7/86)
135 Dave Hampton vs. Stl., (23 att) . . (9/21/75)
134 Warrick Dunn vs. T.B., (21 att) (9/17/06)
134 Warrick Dunn vs. Car., (28 att) . . (12/18/04)
134 Gerald Riggs vs. Was., (27 att) . . (11/5/84)
133 Gerald Riggs vs. S.F., (30 att) (12/2/84)
132 Warrick Dunn at Car., (29 att) . . . (9/10/06)
132 Warrick Dunn at Sea., (25 att) (1/2/04)
132 Warrick Dunn vs. Det., (30 att) . (12/22/02)
132 Jamal Anderson vs. N.O., (25 att) (10/18/98)
131 Michael Turner at Stl., (28 att) . (11/21/10)
131 Gerald Riggs vs. Det., (31 att) (9/8/85)
131 William Andrews vs. S.D., (21 att) (12/2/79)
129 Jason Snelling vs. Arz., (24 att) . . (9/19/10)
129 Warrick Dunn at Pitt., (20 att) . . (11/10/02)

129 Gerald Riggs vs. Phi., (27 att) . . . (11/10/85)
129 William Andrews vs. G.B., (20 att) . . (11/27/83)
129 Haskel Stanback vs. N.O., (22 att) . . (12/18/77)
129 Gerald Riggs vs. T.B., (27 att) (9/28/86)
128 Erric Pegram at LA Rams, (27 att) (11/14/93)
127 Michael Vick vs. T.B., (14 att) (9/17/06)
127 Gerald Riggs vs. Was., (22 att) . . . (11/3/85)
127 Gerald Riggs vs. Dal., (24 att) . . (10/27/85)
127 Jim Butler vs. S.F., (17 att) (10/4/70)
126 Warrick Dunn vs. Min., (18 att) . (10/02/05)
126 William Andrews vs. S.F., (28 att) (9/25/83)
125 William Andrews vs. N.E., (25 att) . (10/30/83)
125 John Settle vs. Den., (25 att) . . . (10/16/88)
124 William Andrews vs. N.E., (19 att) (9/14/80)
123 Jamal Anderson at S.F., (13 att) . . (9/27/98)
123 Erric Pegram at N.O., (34 att) . . . (10/24/93)
123 Gerald Riggs vs. LA Rams, (41 att) . . (11/17/85)
123 Lynn Cain vs. Min., (24 att) (9/7/80)
123 Woody Thompson vs. N.O., (24 att) (11/20/77)
122 Jamal Anderson vs. Ind., (30 att) . (12/6/98)
122 Michael Turner at Det., (27 att) (10/23/11)
121 Michael Turner vs. Cin., (23 att) (10/24/10)
121 Michael Turner at G.B. (26 att) (10/5/08)
121 William Andrews vs. Phi., (24 att) (9/10/79)
120 Michael Turner at S.D., (31 att) (11/30/08)
120 Craig Heyward vs. NYJ, (19 att) . . (9/24/95)
120 Gerald Riggs vs. Was., (23 att) . . . (9/20/87)
120 Gerald Riggs vs. Hou., (25 att) . . . (9/23/84)
119 Jamal Anderson at Det., (25 att) (11/12/00)
119 William Andrews vs. Rams, (21 att) . (11/21/82)
119 William Andrews vs. Rams, (21 att) . (10/11/81)
119 Gerald Riggs vs. Dal., (30 att) . . . (12/6/87)
117 Michael Turner vs. Car., (24 att) (11/23/08)
117 Warrick Dunn vs. Arz., (20 att) . . (9/26/04)
117 Jamal Anderson vs. Car., (31 att) . . . (10/4/98)
117 Craig Heyward vs. Stl., (20 att) . . (11/19/95)
117 Junior Coffey vs. Cle., (17 att) . . . (10/30/66)
115 Michael Vick at Den., (12 att) . . . (10/31/04)
115 William Andrews vs. Stl., (20 att) (11/9/80)
115 William Andrews vs. Rams, (23 att) (12/14/81)
115 Gerald Riggs vs. S.F., (19 att) (9/18/88)
115 John Settle vs. Sea., (21 att) (10/2/88)
115 Mike Rozier vs. T.B., (23 att) (12/2/90)
114 Michael Turner vs. Phi., (21 att) . . (9/18/11)
114 Michael Turner at N.O., (30 att) (9/26/10)
114 Jim Butler vs. N.O., (20 att) (10/24/71)
113 Gerald Riggs vs. Hou., (21 att) . . . (10/25/87)
112 Michael Turner at Car., (28 att) (12/12/10)
112 Gerald Riggs vs. Cin., (23 att) . . . (11/15/87)
112 Haskel Stanback vs. T.B., (23 att) (9/24/78)
111 Michael Turner at Car., (9 att) . . (11/15/09)
111 William Andrews vs. Rams, (20 att) . (10/26/80)
111 William Andrews vs. Was., (24 att) . . (11/30/80)
111 Gerald Riggs vs. Stl., (29 att) (9/14/86)
110 Michael Turner vs. G.B., (23 att) (11/28/10)
110 Jamal Anderson vs. NYG, (29 att) . . (10/11/98)
110 Gerald Riggs vs. Chi., (30 att) . . (11/24/85)



RECORDS & RESULTS

TOP PERFORMANCES

109	Michael Vick vs. Stl., (12 att) (9/19/04)	177	Andre Rison vs. Chi., (10 rec) (9/27/92)
109	Jamal Anderson vs. Car., (22 att) (11/3/96)	173	Bert Emanuel vs. Rams, (9 rec) (12/15/96)
109	Gerald Riggs vs. Dal., (25 att) (9/21/86)	172	Andre Rison vs. S.F., (9 rec) (10/14/90)
108	Jamal Anderson at Car., (14 att) (9/1/96)	169	Stacey Bailey vs. Dal., (4 rec) (9/25/88)
108	William Andrews vs. S.F., (24 att) (12/19/82)	168	Peerless Price vs. Min., (12 rec) (10/5/03)
108	Gerald Riggs vs. Stl., (29 att) (9/14/86)	166	Terance Mathis at Pitt., (12 rec) (10/25/99)
107	Michael Turner vs. T.B., (24 att) (11/7/10)	164	Roddy White at N.O., (10 rec) (12/7/08)
107	Jerious Norwood at Was., (9 att) (12/3/06)	164	Ken Burrow vs. S.F., (5 rec) (10/28/73)
107	Jamal Anderson vs. K.C., (28 att) (12/24/00)	163	Terance Mathis at Den., (8 rec) (11/20/94)
107	Sonny Collins vs. S.F., (31 att) (11/14/76)	162	Tim Dwight vs. S.F., (7 rec) (1/3/00)
106	Jerious Norwood vs. Arz., (6 att) (10/1/06)	161	Andre Rison vs. Rams, (5 rec) (10/21/90)
106	Dave Hampton vs. Den., (26 att) (11/23/75)	159	Stacey Bailey vs. Was., (9 rec) (12/4/83)
105	Michael Turner vs. Car., (28 att) (9/20/09)	158	Stacey Bailey vs. Rams, (7 rec) (10/7/84)
105	William Andrews vs. S.F., (18 att) (12/4/80)	155	Eric Metcalf at N.O., (11 rec) (9/17/95)
104	Michael Turner vs. K.C., (23 att) (9/21/08)	154	Andre Rison vs. N.O., (10 rec) (10/7/90)
104	Jamal Anderson at N.E., (32 att) (11/8/98)	153	Billy Johnson vs. N.O., (11 rec) (10/20/85)
104	Michael Vick at NYG, (15 att) (11/21/04)	153	Wallace Francis vs. NYG, (7 rec) (10/1/78)
104	Bubba Bean vs. Rams, (17 att) (11/19/79)	152	Alfred Jenkins vs. Was., (7 rec) (9/25/77)
104	Cliff Austin vs. N.O., (27 att) (9/7/86)	148	Shawn Jefferson vs. S.F., (7 rec) (9/3/00)
104	Steve Broussard vs. S.F., (10 att) (10/13/91)	148	Wallace Francis vs. S.F., (4 rec) (12/14/80)
104	Dave Hampton vs. N.O., (19 att) (9/16/73)	148	Michael Haynes vs. Dal., (5 rec) (12/22/91)
103	Warrick Dunn vs. Oak., (25 att) (12/12/04)	147	Andre Rison vs. T.B., (11 rec) (12/31/93)
103	Jamal Anderson vs. Mia., (18 att) (12/27/98)	147	Alfred Jenkins vs. S.F., (7 rec) (12/14/75)
103	Jamal Anderson at Det., (16 att) (10/6/96)	147	Roddy White vs. Ten., (7 rec) (11/20/11)
103	Art Malone vs. Rams, (18 att) (10/1/72)	146	Roddy White at Stl., (10 rec) (12/2/07)
102	Byron Hanspard vs. Arz., (26 att) (12/26/99)	146	Floyd Dixon vs. Phi., (8 rec) (10/5/86)
102	Craig Heyward at N.O., (25 att) (9/17/95)	144	Alex Hawkins vs. Phi., (9 rec) (9/18/66)
102	Lynn Cain vs. Det., (21 att) (10/5/80)	143	Jim Mitchell vs. LA Rams, (4 rec) (9/26/71)
102	John Settle vs. N.O., (10 att) (9/11/88)	141	Roddy White at Arz., (12 rec) (12/23/07)
102	Mike Rozier vs. Rams, (21 att) (12/23/90)	140	Roddy White at T.B., (9 rec) (9/25/11)
101	Michael Vick vs. Arz., (11 att) (10/1/06)	140	Tony Martin vs. Ind., (7 rec) (12/6/98)
101	Warrick Dunn vs. Sea., (20 att) (12/15/02)	140	Stacey Bailey vs. Phi., (8 rec) (12/16/84)
101	William Andrews vs. Phi., (18 att) (12/7/80)	139	Roddy White vs. Buf., (8 rec) (12/27/09)
101	William Andrews vs. Hou., (25 att) (11/19/81)	138	Roddy White vs. Bal., (12 rec) (11/11/10)
101	Dave Hampton vs. N.O., (25 att) (10/5/75)	138	Wallace Francis vs. Den., (8 rec) (9/16/79)
101	Steve Broussard vs. S.D., (20 att) (9/15/91)	136	Bert Emanuel vs. Arz., (4 rec) (12/24/94)
100	Michael Turner vs. Ten., (21 att) (11/20/11)	136	Billy Johnson vs. Raid., (6 rec) (12/1/85)
100	Michael Turner at Chi., (10 att) (9/11/11)	136	Alfred Jenkins vs. Cle., (6 rec) (9/27/81)
100	Warrick Dunn at N.O., (22 att) (10/16/05)	136	Alfred Jenkins vs. Mia., (4 rec) (9/21/80)
100	T. J. Duckett at Car., (14 att) (9/28/030)	135	Roddy White vs. Jax., (10 rec) (12/15/11)
100	Jamal Anderson vs. S.F., (31 att) (11/15/98)	134	Alfred Jenkins vs. S.F., (7 rec) (11/8/81)
100	Sonny Collins vs. Sea., (17 att) (11/7/76)	133	Harry Douglas vs. N.O., (8 rec) (11/13/11)
100	William Andrews vs. S.F., (21 att) (9/28/80)	132	Roddy White at G.B., (8 rec) (10/5/08)
100	Warrick Dunn vs. S.F., (27 att) (11/4/07)	132	William Andrews vs. Stl., (8 rec) (10/18/81)

RECEIVING YARDAGE

210	Roddy White at S.F., (8 rec) (10/11/09)	131	Shawn Jefferson at Pitt., (9 rec) (11/10/02)
201	Roddy White vs. Cin., (11 rec) (10/24/10)	131	Alfred Jenkins vs. N.O., (7 rec) (9/2/79)
198	Terance Mathis at N.O., (6 rec) (12/13/98)	130	Terance Mathis at S.F., (7 rec) (9/27/98)
193	Andre Rison at Det., (14 rec) (9/4/94)	129	Warrick Dunn vs. Ten., (9 rec) (11/23/03)
193	Alfred Jackson vs. S.F., (11 rec) (12/2/84)	129	Alfred Jenkins vs. Den., (5 rec) (9/16/79)
190	Michael Haynes vs. Was., (6 rec) (12/17/89)	128	Julio Jones at N.O., (8 rec) (12/26/11)
190	Ken Burrow vs. Det., (6 rec) (10/3/71)	128	Terance Mathis at S.F., (7 rec) (12/4/94)
190	Ken Burrow vs. N.O., (8 rec) (12/19/71)	128	George Thomas vs. Min., (7 rec) (9/8/91)
187	Michael Haynes vs. N.O., (6 rec) (11/24/91)	128	Andre Rison vs. S.F., (11 rec) (9/23/90)
184	Terance Mathis vs. Rams, (10 rec) (11/19/95)	127	Roddy White at N.O., (11 rec) (12/26/11)
182	Quentin McCord vs. Det., (7 rec) (12/22/02)	127	Julio Jones at Sea., (11 rec) (10/2/11)
182	Michael Haynes vs. N.O., (7 rec) (9/12/93)	127	Roddy White vs. Car., (7 rec) (9/23/07)
179	Alfred Jenkins vs. N.O., (5 rec) (11/1/81)	126	Shawn Collins vs. G.B., (5 rec) (10/1/89)
		125	Terance Mathis at N.O., (10 rec) (9/13/94)



RECORDS & RESULTS

TOP PERFORMANCES

124	Terance Mathis vs. Phi., (10 rec) . (11/27/94)	107	Billy Ryckman vs. Chi., (8 rec) . . . (11/19/78)
124	Andre Rison vs. G.B., (8 rec) (12/1/91)	106	Andre Rison vs. Det., (6 rec) (9/5/93)
123	Terance Mathis at Car., (4 rec) (9/1/96)	106	Stacey Bailey vs. Phi., (7 rec) (10/2/83)
123	Terance Mathis vs. K.C., (13 rec) . . (9/18/94)	106	Stacey Bailey vs. Rams, (6 rec) . . (10/16/83)
123	Andre Rison vs. Rams, (12 rec) . . . (9/11/94)	106	William Andrews vs. Den., (3 rec) (12/5/82)
123	Alfred Jackson vs. Det., (5 rec) . . . (9/18/83)	106	Alfred Jenkins vs. Oak., (4 rec) . . (11/30/75)
122	Eric Metcalf at Cin., (9 rec) (11/24/96)	106	Alfred Jenkins vs. Den., (6 rec) . . (11/23/75)
122	Alfred Jenkins vs. Rams, (7 rec) . . . (11/5/72)	106	John Settle vs. S.D., (10 rec) (11/13/88)
121	Bert Emanuel at T.B., (9 rec) (10/22/95)	106	Eric Metcalf at T.B., (4 rec) (10/22/95)
120	Andre Rison vs. Rams, (5 rec) . . . (11/14/93)	105	Tony Martin vs. Mia., (3 rec) (12/27/98)
120	Wes Chesson vs. Rams, (7 rec) . . . (11/5/72)	105	Floyd Dixon vs. Was., (5 rec) (9/20/87)
120	Paul Flatley vs. Phi., (4 rec) (12/14/69)	105	Alfred Jenkins vs. NYG, (6 rec) . . . (11/11/79)
120	Roddy White vs. Min., (10 rec) . . (11/27/11)	105	Harmon Wages vs. N.O., (3 rec) . . (12/7/69)
119	Roddy White vs. K.C., (5 rec) . . . (9/21/08)	105	Michael Haynes vs. Was., (2 rec) (11/10/91)
119	Charlie Brown vs. N.O., (7 rec) (9/7/86)	105	Mike Pritchard vs. Dal., (9 rec) . . (12/21/92)
118	Alge Crumpler vs. T.B., (4 rec) . . . (11/14/04)	104	Julio Jones at Car., (3 rec) (12/11/11)
118	Andre Rison at N.O., (8 rec) (11/13/94)	104	Roddy White vs. S.F., (7 rec) (10/3/10)
117	Alge Crumpler vs. Pitt., (4 rec) . . (10/22/06)	104	Roddy White vs. Phi., (9 rec) . . . (12/6/09)
117	Terance Mathis at N.E., (8 rec) . . . (11/8/98)	104	Roddy White vs. Ind., (6 rec) . . . (11/22/07)
117	Junior Miller vs. N.E., (8 rec) (9/14/80)	104	Roddy White vs. Dal., (3 rec) . . (12/16/06)
116	Tony Martin vs. N.O., (7 rec) (10/18/98)	104	Alge Crumpler vs. Det., (4 rec) . . (11/24/05)
116	Bert Emanuel vs. Min., (9 rec) (9/8/96)	104	Brian Finneran at Car., (5 rec) . . . (11/24/02)
116	Billy Johnson vs. Det., (8 rec) (9/9/84)	104	Bert Emanuel at N.O., (6 rec) (9/17/95)
115	Julio Jones at T.B., (6 rec) (9/25/11)	104	Bert Emanuel vs. Det., (7 rec) (11/5/95)
115	Aubrey Matthews vs. Stl., (7 rec) (11/29/87)	104	Billy Johnson vs. S.F., (6 rec) (11/20/83)
114	Brian Finneran at Min., (5 rec) (12/1/02)	103	Brian Finneran vs. N.E., (5 rec) . . . (10/9/05)
113	Roddy White at Phi., (8 rec) . . . (10/21/08)	103	Alge Crumpler vs. N.O., (4 rec) . . (11/28/04)
113	Alfred Jackson vs. S.F., (4 rec) . . . (11/22/78)	102	Roddy White vs. Den., (5 rec) . . (11/16/08)
113	Michael Haynes vs. T.B., (5 rec) . . (12/13/92)	102	Tim Dwight at Car., (5 rec) (11/28/99)
113	Paul Flatley vs. Rams, (6 rec) (9/28/69)	102	Terance Mathis at Car., (8 rec) . . (12/17/95)
112	Roddy White at S.D., (6 rec) . . . (11/30/08)	102	Stacey Bailey vs. Min., (4 rec) (9/16/84)
112	Roddy White vs. Chi., (9 rec) . . (10/12/08)	102	Alfred Jenkins vs. N.O., (4 rec) . . . (11/2/75)
112	Charlie Brown vs. NYJ, (6 rec) (11/9/86)	102	Alfred Jenkins vs. Hou., (5 rec) . . (11/28/76)
112	Michael Haynes vs. Rams, (6 rec) (12/8/91)	102	Alfred Jenkins vs. Stl., (5 rec) (12/17/78)
111	Roddy White at Pitt., (13 rec) (9/12/10)	101	Roddy White at Cle., (5 rec) . . . (10/10/10)
111	Jim Mitchell vs. N.O., (7 rec) (9/16/73)	101	Terance Mathis at Dal., (5 rec) . . (10/20/96)
110	Tony Gonzalez at N.O., (8 rec) . . (9/26/10)	101	Paul Flatley vs. Bal., (3 rec) (10/5/69)
110	Roddy White at N.O., (8 rec) . . (10/21/07)	101	Alfred Jenkins vs. G.B., (6 rec) . . . (12/12/76)
110	Billy Johnson vs. Den., (7 rec) (9/22/85)	101	Alfred Jenkins vs. Stl., (4 rec) (10/18/81)
110	Paul Gibson vs. Rams, (5 rec) (11/22/70)	101	Michael Haynes vs. Dal., (5 rec) . . (12/21/92)
110	Lynn Cain vs. Oak., (6 rec) (10/24/79)	100	Tony Gonzalez at Hou., (7 rec) . . . (12/4/11)
110	Charlie Brown vs. T.B., (7 rec) (9/28/86)	100	Trevor Gaylor vs. N.O., (3 rec) . . . (11/17/02)
110	Michael Haynes vs. Rams, (4 rec) (10/27/91)	100	Tony Martin vs. Chi., (6 rec) (11/22/98)
109	Shawn Jefferson at Oak., (7 rec) (11/26/00)	100	Bert Emanuel at Buf., (6 rec) (11/12/95)
109	Tony Martin at N.O., (8 rec) (12/13/98)	100	Andre Rison vs. Cle., (6 rec) (12/16/90)
109	Bert Emanuel at Rams, (4 rec) (11/10/96)	100	Andre Rison vs. Mia., (7 rec) (10/11/92)
109	Stacey Bailey vs. N.O., (7 rec) (10/9/83)		
109	Milton Barney vs. Rams, (6 rec) . . (10/18/87)		
109	Alfred Jackson vs. Pitt., (5 rec) . . . (11/15/81)		
109	Jim Mitchell vs. Rams, (7 rec) (12/1/74)		
108	Roddy White at N.O., (4 rec) (11/2/09)		
108	Roddy White vs. T.B., (4 rec) . . (11/20/05)		
108	Maurice Smith at Arz., (2 rec) (9/30/01)		
108	Bert Emanuel vs. Stl., (6 rec) (11/2/97)		
108	Wallace Francis vs. Rams, (10 rec) (12/9/79)		
108	Arthur Cox vs. NYJ, (4 rec) (11/9/86)		
107	Terance Mathis at Car., (8 rec) . . (10/26/97)		
107	Andre Rison vs. S.F., (6 rec) (12/11/93)		
107	Drew Hill vs. Rams, (8 rec) (12/27/92)		

PASSING YARDAGE

431	Chris Chandler vs. Buf., (28-of-40) . (12/23/01)
416	Steve Bartkowski vs. Pitt., (33-of-50) (11/15/81)
386	Jeff George at N.O., (27-of-39) . . (9/17/95)
378	Steve Bartkowski vs. Stl., (31-of-47) . (11/9/80)
375	Steve Bartkowski vs. Raid., (36-of-54) . (9/19/82)
374	Wade Wilson vs. Rams, (31-of-47) (12/27/92)
373	Matt Ryan at N.O., (34-of-52) (12/26/11)
371	Steve Bartkowski vs. Hou., (18-of-25) . (11/29/81)
366	Steve Bartkowski vs. Det. (24-of-34) (9/18/83)
366	Chris Miller vs. N.O., (23-of-44) . . (10/7/90)
364	Jeff George vs. Phi., (26-of-46) . . (11/27/94)



RECORDS & RESULTS

TOP PERFORMANCES

363	Bobby Hebert vs. Rams, (28-of-49) (12/15/96)
362	Jeff George vs. Det., (31-of-40) . . (11/5/95)
361	J. Harrington vs. Car., (31-of-44) . (9/23/07)
352	Doug Johnson vs. Min., (28-of-40) . (10/5/03)
352	Chris Chandler at G.B., (29-of-50) (11/18/01)
352	Jeff George vs. Rams, (20-of-34) (11/19/95)
351	Matt Ryan vs. N.O., (29-of-52) . . (11/13/11)
351	Chris Miller vs. Chi., (30-of-48) . . (9/27/92)
350	Dave Archer vs. NYJ, (21-of-36) . . (11/9/86)
345	Chris Chandler at N.O., (19-of-28) . (12/13/98)
340	Wade Wilson vs. Dal., (30-of-41) (12/21/92)
340	Chris Miller vs. Rams, (28-of-39) (10/8/89)
337	Michael Vick vs. Det., (20-of-38) . (12/22/02)
337	Chris Miller vs. S.F., (25-of-41) . . (9/23/90)
335	Erik Kramer vs. Rams, (27-of-46) (10/18/87)
334	Chris Miller vs. Det., (37-of-66) (12/24/89)
332	Steve Bartkowski vs. Mia., (18-of-36) . (9/21/80)
330	Matt Ryan at T.B., (26-of-47) . . . (9/25/11)
329	Matt Ryan at S.F., (22-of-32) . . . (10/11/09)
328	Jeff George at N.O., (29-of-49) . . (11/13/94)
326	Steve Bartkowski vs. Den., (20-of-29) . (9/16/79)
325	Chris Miller vs. Dal., (19-of-39) . . (12/22/91)
324	Wade Wilson vs. T.B., (19-of-26) (12/13/92)
320	Matt Ryan at Car., (22-of-38) . . . (12/11/11)
319	Matt Ryan at Chi., (31-of-47) (9/11/11)
317	Bobby Hebert vs. Hou., (30-of-52) . (12/5/93)
316	Matt Ryan vs. Ten., (22-of-32) . . (11/20/11)
316	Matt Ryan vs. Bal., (32-of-50) (11/11/10)
315	Matt Ryan at N.O., (24-of-33) . . (12/7/08)
315	Chris Chandler at Car., (24-of-42) . (11/28/99)
315	Chris Redman at Arz., (28-of-42) (12/23/07)
315	Bobby Hebert vs. Dal., (24-of-32) (11/21/93)
313	Steve Bartkowski vs. NYJ, (25-of-36) . (10/23/83)
312	Steve Bartkowski vs. N.O., (22-of-38) (9/2/79)
311	Steve Bartkowski vs. NYG, (24-of-28) (10/25/81)
310	Jeff George at Car., (29-of-53) . . (12/17/95)
310	Chris Miller vs. Was., (17-of-35) . (12/17/89)
309	Bob Berry vs. Det., (13-of-23) . . . (10/3/71)
306	Michael Vick vs. T.B., (21-of-38) . (11/20/05)
306	Chris Chandler vs. S.F., (19-of-37) . (1/3/00)
305	Steve Bartkowski vs. S.F., (19-of-37) (12/14/75)
304	Bobby Hebert at Cin., (23-of-40) (11/24/96)
303	Chris Redman vs. N.O., (23-of-34) (12/13/09)
303	Mike Moroski vs. G.B., (22-of-35) (11/27/83)
302	Bob Berry vs. G.B., (28-of-44) . . . (9/27/70)
301	Matt Ryan vs. Chi., (22-of-30) . . (10/12/08)
301	Bob Berry vs. Rams, (15-of-22) . . (9/26/71)
301	Steve Bartkowski vs. S.F., (28-of-39) . (11/20/83)
300	Chris Miller vs. Min., (27-of-41) . . (9/8/91)

LONGEST PUNTS (65+ YARDS)

75	Harold Alexander vs. Chi. (10/3/93)
75	John James vs. Oak. (11/30/75)
72	John James vs. N.O. (9/16/73)
71	Rick Donnelly vs. NYJ (11/9/86)
70	Michael Koenen at Car. (11/15/09)
70	Billy Lothridge vs. Cle. (10/27/68)
68	Rick Donnelly vs. Was. (11/3/85)
68	Rick Donnelly vs. Phi. (10/5/86)

67	Michael Koenen at Sea. (9/18/05)
67	John James vs. N.O. (10/31/76)
65	Michael Koenen at Cin. (10/29/06)
65	Rick Donnelly vs. Chi. (11/16/86)
65	Scott Fulhage vs. N.E. (10/15/89)

LONGEST RUNS FROM SCRIMMAGE (50+ YARDS)

90t	Warrick Dunn vs. NYG (10/15/06)
81t	Michael Turner vs. T.B. (1/1/12)
78t	Jerious Norwood vs. Arz. (10/1/06)
77	Byron Hanspard vs. Oak. (9/14/97)
70	Michael Turner vs. Stl. (12/28/08)
69t	Jerious Norwood at Was. (12/3/06)
69t	Warrick Dunn vs. N.O. (10/19/03)
67t	Jerious Norwood vs. NYG (10/15/07)
67	Mike Rozier vs. Dal. (12/30/90)
66t	Michael Turner at Det. (9/7/08)
66t	Harmon Wages vs. N.O. (12/7/69)
65	Warrick Dunn vs. NYJ (10/24/05)
65	Ernie Wheelwright vs. Rams (9/11/66)
62	John Settle vs. N.O. (9/11/88)
61	Michael Turner vs. Phi (9/18/11)
60t	Jim Butler vs. Det. (12/8/68)
60t	Bubba Bean vs. T.B. (11/4/79)
60	Warrick Dunn vs. Arz. (9/26/04)
59	Warrick Dunn at Buf. (9/25/05)
59t	Warrick Dunn at Pitt. (11/10/02)
58t	Michael Turner vs. Was. (11/8/09)
58	Michael Vick vs. Arz. (9/26/04)
58	Maurice Smith vs. N.E. (11/4/01)
57	Byron Hanspard vs. Den. (9/28/97)
57	Gerald Riggs vs. N.O. (9/2/84)
56	Warrick Dunn at N.O. (10/27/02)
56	Dave Hampton vs. Rams (10/1/72)
55	Michael Turner at Cle. (10/10/10)
55	T.J. Duckett vs. Min. (10/5/03)
55t	Haskel Stanback vs. Det. (9/23/79)
54	Warrick Dunn at N.O. (11/16/03)
53	Michael Turner at Chi (9/11/11)
53	Bob Christian at Car. (11/25/01)
53	Byron Hanspard vs. Phi. (12/14/97)
51	Michael Vick vs. N.O. (11/26/06)
50	Michael Turner at Det. (10/23/11)
50	Gerald Riggs vs. K.C. (12/8/85)
50t	Steve Broussard vs. Cin. (10/28/90)

LONGEST PASS COMPLETIONS (75+ YARDS)

98t	Bobby Hebert to Michael Haynes vs. N.O. (10/12/93)
94t	Chris Chandler to Jamal Anderson vs. Car. (9/23/01)
90t	Matt Ryan to Roddy White at S.F. (10/11/09)
89t	Chris Miller to Michael Haynes vs. Was. (9/13/92)
88t	Bob Berry to Harmon Wages vs N.O. (12/7/69)



RECORDS & RESULTS

TOP PERFORMANCES

86t	Doug Johnson to Warrick Dunn vs. Ten. (11/23/03)
86t	Steve Bartkowski to William Andrews vs. Den. (12/5/82)
85t	Jeff George to Bert Emanuel vs. Arz. (12/24/94)
84	Bob Berry to Ken Burrow vs. N.O. (12/19/71)
82t	Randy Johnson to Ray Ogden vs. S.F. (12/10/67)
81	Jeff George to Terance Mathis at S.F. (12/4/94)
81t	Steve Bartkowski to Wallace Francis vs. S.F. (12/14/80)
80t	Matt Ryan to Julio Jones at Ind. (11/6/11)
80t	Chris Miller to Michael Haynes vs. N.O. (11/24/91)
79t	Chris Chandler to Maurice Smith at Arz. (9/30/01)
78t	Chris Chandler to Terance Mathis vs. S.F. (11/15/98)
76t	Steve Bartkowski to Floyd Hodge vs. S.F. (9/25/83)
75t	Matt Ryan to Julio Jones at Car. (12/11/11)
75t	Tom Moore to Tommy McDonald vs. Bal. (11/12/67)
75t	Chris Miller to Andre Rison vs. S.F. (10/14/90)
75t	Billy Joe Tolliver to Michael Haynes vs. Was. (11/10/91)

LONGEST FIELD GOALS (50+ YARDS)

59	Morten Andersen vs. S.F. (12/24/95)
58	Michael Koenen vs. N.E. (10/9/05)
55	Jay Feely, at Arz. (9/30/01)
55	Morten Andersen at N.O. (10/12/97)
55	Morten Andersen vs. N.O. (12/10/95)
54	Morten Andersen at Dal. (10/20/96)
54	Morten Andersen vs. N.E. (10/1/95)
54	Norm Johnson vs. Det. (9/5/93)
54	Norm Johnson vs. NYJ (9/6/92)
54	Norm Johnson vs. N.E. (11/29/92)
54	Paul McFadden vs. Buf. (11/5/89)
53	Morten Andersen at NYJ (10/25/98)
53	Greg Davis vs. Phi. (11/18/90)
52	Jay Feely, at G.B. (9/8/02)
52	Jay Feely, vs. Buf. (12/23/01)
52	Morten Andersen vs. S.F. (12/24/95)
52	Norm Johnson vs. Mia. (10/11/92)
52	Greg Davis vs. G.B. (11/6/88)
52	Mick Luckhurst vs. Sea. (10/13/85)
52	Mick Luckhurst vs. Rams. (10/7/84)
52	Nick Mike-Mayer vs. S.F. (10/28/73)
51	Matt Bryant at N.O. (12/26/11)
50	Matt Bryant at Sea. (10/2/11)

LONGEST INTERCEPTION RETURNS (60+ YARDS)

101t	Tom Pridemore vs. S.F. (9/20/81)
95t	Chevis Jackson vs. N.O. (11/9/08)
90t	Ken Reaves vs. LA Rams (10/20/68)
87t	Rolland Lawrence vs. Oak. (11/30/75)
85	Aaron Beasley at S.F. (9/12/04)
82t	Deion Sanders vs. Hou. (9/9/90)
81t	Rolland Lawrence vs. S.D. (10/21/73)
77t	Lee Calland vs. Bal. (9/17/67)
74	Vinnie Clark vs. T.B. (10/9/94)
73t	Jimmy Burson vs. S.F. (12/15/68)
72t	Rick Byas vs. N.O. (11/20/77)
71t	Alton Montgomery vs. Car. (9/3/95)
66t	Kevin Mathis at Den. (10/31/04)
65	DeAngelo Hall at T.B. (12/24/05)
65t	Tom Hayes vs. N.O. (9/16/73)
62t	Tye Hill vs. Was. (11/8/09)
62t	Bob Riddle vs. Min. (12/4/66)
61t	Deion Sanders vs. Dal. (12/30/90)
60	Ray Buchanan vs. T.B. (11/5/00)

LONGEST PUNT RETURNS (50+ YARDS)

79t	Deion Sanders vs. Cin. (10/28/90)
77t	Tom McCauley vs. N.O. (10/25/70)
75t	Allen Rossum at K.C. (10/24/04)
75t	John Mallory vs. Min. (12/20/70)
74	Darrien Gordon vs. Dal. (11/11/01)
72	Allen Rossum vs. Phi. (11/2/03)
72t	Gerald Tinker vs. N.O. (9/29/74)
71t	Billy Johnson vs. NYJ (10/23/83)
71	Billy Johnson vs. LA Rams (11/21/82)
70t	Tim Dwight at Phi. (10/1/00)
70t	Tim Dwight vs. S.F. (1/3/00)
68t	Deion Sanders vs. LA Rams (9/10/89)
67	Darrien Gordon at Ind. (12/16/01)
66t	Eric Metcalf at Stl. (10/12/95)
61t	Harry Douglas vs. Car. (11/23/08)
60	Dennis Pearson vs. Det. (9/23/79)
68	Lew Barnes vs. Phi. (10/30/88)
59t	Allen Rossum vs. Ten. (11/23/03)
58t	Winslow Oliver vs. S.F. (12/12/99)
57	Ray Brown vs. Phi. (11/11/73)
57	Al Dodd vs. Chi. (10/13/74)
56	Kenny Johnson vs. Chi. (9/23/80)
51	Tony Smith vs. T.B. (10/31/93)



RECORDS & RESULTS

TOP PERFORMANCES

LONGEST FUMBLE RETURNS (50+ YARDS)

91t	Bob Glazebrook vs. NYG	(9/12/82)
75t	Oliver Barnett vs. T.B.	(11/17/91)
74t	Jim Weatherford vs. S.F.	(10/19/69)
71t	Chuck Smith at N.E.	(11/8/98)
69t	Jessie Tuggle vs. N.O.	(12/3/92)
66t	DeAngelo Hall at N.O.	(10/16/05)
65t	James Britt vs. LA Rams	(10/26/86)
65t	Jessie Tuggle vs. Hou.	(9/9/90)
64	Ray Edwards vs. Phi.	(9/18/11)
64t	Blane Gaison vs. S.F.	(11/20/83)
60t	Tom Hayes vs. Oak.	(12/5/71)
57t	Joel Williams vs. G.B.	(9/13/81)
56t	DeAngello Hall at Ten.	(10/7/07)
*55t	Jim Mitchell at Min.	(11/28/71)
54t	John Mallory vs. LA Rams	(10/17/71)
50t	Jim Mitchell vs. N.O.	(10/5/75)

*Ball was fumbled by teammate and run in for a TD.

LONGEST KICKOFF RETURNS (60+ YARDS)

*102t	Eric Weems vs. G.B.	(1/15/11)
102t	Eric Weems at T.B.	(12/5/10)
100t	Darrick Vaughn at Den.	(9/10/00)
100t	Deion Sanders vs. S.F.	(10/13/91)
100t	Dennis Pearson vs. Stl.	(12/17/78)
99t	Byron Hanspard at S.D.	(12/7/97)
99t	Deion Sanders vs. Was.	(9/13/92)
99t	Ron Smith vs. Bal.	(9/17/67)
97t	Tony Smith vs. Pitt.	(9/27/93)
97t	Sylvester Stamps vs. S.F.	(12/20/87)
96t	Darrick Vaughn at Stl.	(1/6/02)
96t	Darrick Vaughn at Stl.	(10/15/00)
94t	Cliff Austin vs. N.O.	(10/20/85)
93t	Tim Dwight vs. Car.	(10/4/98)
93t	Byron Hanspard at Sea.	(11/30/97)
92	Jerious Norwood vs. Stl.	(12/28/08)
*	2010 Divisional Playoff Game	
91t	Allen Rossum vs. Sea	(12/15/02)
88t	Darrick Vaughn at N.O.	(12/17/00)
85	Jerious Norwood vs. Chi.	(10/12/08)
82	Jim Butler vs. G.B.	(11/22/71)
80	Ron Smith vs. Chi.	(11/27/66)
76t	Keith Jones vs. Dal.	(12/30/90)
76	Jerious Norwood at Ten.	(10/7/07)
74	Sylvester Stamps vs. Hou.	(10/25/87)
73t	Deion Sanders vs. Buf.	(11/22/92)
72	Deion Sanders vs. N.O.	(10/29/89)
62	Eric Weems vs. Chi.	(10/18/09)
61	Adam Jennings vs. Sea.	(12/30/07)



DE RAY EDWARDS' 64-YARD FUMBLE RETURN VS. PHILADELPHIA (9/18/11)



RECORDS & RESULTS

TOP PERFORMANCES

TOP TEN RUSHERS

(BASED ON RUSHING YARDAGE)

	PLAYER	YEARS	ATT.	YDS	AVG.	LG	TD
1.	Gerald Riggs	1982-88	1,587	6,631	4.2	57	48
2.	William Andrews	1979-86	1,315	5,986	4.6	33	30
3.	Warrick Dunn	2002-07	1,413	5,981	4.2	90t	30
4.	Jamal Anderson	1994-2001	1,329	5,336	4.0	48	34
5.	Michael Turner	2008-11	1,189	5,281	4.4	81t	50
6.	Michael Vick	2001-06	529	3,859	7.3	58	21
7.	Dave Hampton	1972-76	882	3,482	3.9	56t	17
8.	Haskel Stanback	1974-79	728	2,662	3.7	55t	2
9.	Lynn Cain	1979-84	604	2,263	3.7	37	19
10.	Jim Butler	1968-71	609	2,250	3.7	60t	7

TOP TEN PASSERS

(BASED ON PASSING YARDAGE)

	PLAYER	YEARS	ATT.	COMP.	YDS	PCT.	TD	INT
1.	Steve Bartkowski	1975-85	3,330	1,871	23,470	56.2	154	141
2.	Matt Ryan	2008-11	2,022	1,232	14,238	60.9	95	46
3.	Chris Miller	1987-93	2,089	1,129	14,066	54.0	87	72
4.	Chris Chandler	1997-2001	1,672	981	13,268	58.7	87	56
5.	Michael Vick	2001-06	1,730	930	11,505	53.4	71	52
6.	Jeff George	1994-96	1,180	714	8,575	60.5	50	32
7.	Bob Berry	1968-72	1,049	598	8,489	57.0	57	56
8.	Bobby Hebert	1993-96	1,066	637	7,053	59.8	50	49
9.	Randy Johnson	1966-70	904	435	5,538	48.1	34	65
10.	Dave Archer	1984-87	647	331	4,275	51.2	18	29

TOP TEN RECEIVERS

(BASED ON RECEIVING YARDAGE)

	PLAYER	YEARS	REC	YDS	AVG.	LG	TD
1.	Roddy White	2005-11	530	7,374	13.9	90t	45
2.	Terance Mathis	1994-2001	573	7,349	12.8	81t	57
3.	Alfred Jenkins	1975-83	360	6,267	17.4	73t	40
4.	Andre Rison	1990-94	423	5,633	13.3	75t	56
5.	Jim Mitchell	1969-79	305	4,358	14.3	52	28
6.	Michael Haynes	1988-93, 97	266	4,220	15.7	98t	34
7.	Alge Crumpler	2001-07	316	4,212	13.3	63	35
8.	Wallace Francis	1975-81	244	3,695	15.1	81t	27
9.	Bert Emanuel	1994-97	260	3,600	13.8	85t	24
10.	Stacey Bailey	1982-90	206	3,422	16.6	68t	18



RECORDS & RESULTS

TOP PERFORMANCES

TOP TEN INTERCEPTORS

	PLAYER	YEARS	NO.	RET. YDS	AVG.	TD
1.	Rolland Lawrence	1973-81	39	658	16.9	1
2.	Ray Brown	1971-77	31	574	18.5	2
3.	Ray Buchanan	1997-2003	30	442	14.7	1
4.	Scott Case	1984-94	30	264	8.8	1
5.	Ken Reaves	1966-74	29	439	15.1	1
6.	Bobby Butler	1981-92	27	227	8.4	1
7.	Deion Sanders	1989-93	24	520	21.7	3
8.	Tom Pridemore	1978-85	21	372	17.7	1
9.	DeAngelo Hall	2004-07	17	438	25.8	2
10.	Tom Hayes	1971-75	17	197	11.6	2

TOP TEN PUNT RETURNERS

(BASED ON RETURN YARDAGE)

	PLAYER	YEARS	NO.	YDS	AVG.	LG	TD
1.	Allen Rossum	2002-06	154	1,723	11.2	75t	2
2.	Billy Johnson	1982-87	124	1,251	10.1	71t	1
3.	Eric Weems	2007-11	77	815	10.6	55t	1
4.	Tim Dwight	1998-2000	84	792	9.4	70t	2
5.	Deion Sanders	1989-93	93	789	8.5	79t	2
6.	Rolland Lawrence	1973-80	109	734	6.7	37	0
7.	Eric Metcalf	1995-96	66	679	10.3	66t	1
8.	Ray Brown	1971-77	60	539	9.0	57	0
9.	Tony Smith	1992-94	56	485	8.7	51	0
10.	Todd Kinchen	1997	58	484	8.3	38	0

TOP TEN KICKOFF RETURNERS

(BASED ON RETURN YARDAGE)

	PLAYER	YEARS	NO.	YDS	AVG.	LG	TD
1.	Allen Rossum	2002-06	250	5,489	22.0	91t	1
2.	Deion Sanders	1989-93	147	3,388	23.0	100t	3
3.	Jerious Norwood	2006-09	117	2,987	25.5	92	0
4.	Eric Weems	2007-11	113	2,896	25.6	102t	1
5.	Tim Dwight	1998-2000	112	2,597	23.2	93t	1
6.	Darrick Vaughn	2000-01	100	2,573	25.7	100t	4
7.	Ron Smith	1966-67	82	1,989	24.3	99t	1
8.	Sylvester Stamps	1984-88	83	1,934	23.3	97t	1
9.	Cannonball Butler	1968-71	77	1,860	24.2	82	0
10.	Reggie Smith	1980-81	72	1,655	23.0	52	0



RECORDS & RESULTS

TOP PERFORMANCES

TOP TEN SCORERS

(BASED ON TOTAL POINTS)

	PLAYER	YEARS	TD	RUSH TD	REC TD	RET TD	FG	PAT	PTS
1.	Morten Andersen	1995-2000, 06-07	0	0	0	0	184	254	806
2.	Mick Luckhurst	1981-87	0	0	0	0	115	213	558
3.	Jay Feely	2001-04	0	0	0	0	98	142	436
4.	Norm Johnson	1991-94	0	0	0	0	84	147	395
5.	Terance Mathis	1994-2001	59	0	59	0	0	0	354*
6.	Andre Rison	1990-94	56	0	56	0	0	0	338*
7.	Michael Turner	2008-11	50	50	0	0	0	0	300
8.	Gerald Riggs	1982-88	48	0	0	0	0	0	288
9.	Matt Bryant	2009-11	0	0	0	0	62	99	285
10.	Roddy White	2005-11	45	0	45	0	0	0	274*

*includes two-point conversions

TOP TEN SACK LEADERS

(BASED ON TOTAL SACKS)

	PLAYER	YEARS	SACKS
1.	Claude Humphrey	1968-78	94.5
2t.	John Abraham	2006-11	58.5
2t.	Chuck Smith	1992-98	58.5
4.	Patrick Kerney	1999-2006	58.0
5.	John Zook	1969-75	47.0
6.	Travis Hall	1995-2004	41.5
7.	Don Smith	1979-84	38.5
8.	Jeff Merrow	1975-83	36.0
9.	Brady Smith	2000-05	32.0
10.	Lester Archambeau	1993-99	31.0



RECORDS & RESULTS

CAREER 100 & 300-YARD GAMES

CAREER 100-YARD RUSHING GAMES

PLAYER	NO
Gerald Riggs	25
Michael Turner	24
William Andrews	22
Jamal Anderson	19
Warrick Dunn	19
Michael Vick	8
Dave Hampton	7
Erric Pegram	4
Steve Broussard	3
Lynn Cain	3
Craig Heyward	3
Mike Rozier	3
John Settle	3
Jason Snelling	2
Jerious Norwood	2
Jim Butler	2
Sonny Collins	2
Haskel Stanback	2
Cliff Austin	1
Bubba Bean	1
Junior Coffey	1
T.J. Duckett	1
Byron Hanspard	1
Art Malone	1
Maurice Smith	1
Woody Thompson	1

CAREER 300-YARD PASSING GAMES

PLAYER	NO
Steve Bartkowski	12
Matt Ryan	10
Chris Miller	8
Jeff George	6
Chris Chandler	4
Bobby Hebert	4
Bob Berry	3
Wade Wilson	3
Chris Redman	2
Michael Vick	2
Dave Archer	1
Joey Harrington	1
Doug Johnson	1
Erik Kramer	1
Mike Moroski	1

CAREER 100-YARD RECEIVING GAMES

PLAYER	NO
Roddy White	28
Alfred Jenkins	16
Andre Rison	15
Terance Mathis	14
Bert Emanuel	9
Michael Haynes	9
Stacey Bailey	8
Julio Jones	5
Tony Martin	5
Billy Johnson	5
Wallace Francis	4
Alge Crumpler	4
Charlie Brown	3
Paul Flatley	3
Shawn Jefferson	3
Eric Metcalf	3
Ken Burrow	3
Brian Finneran	3
Jim Mitchell	3
William Andrews	3
Tony Gonzalez	2
Floyd Dixon	2
Tim Dwight	2
Harry Douglas	1
Milton Barney	1
Lynn Cain	1
Wes Chesson	1
Shawn Collins	1
Arthur Cox	1
Warrick Dunn	1
Paul Gipson	1
Alex Hawkins	1
Drew Hill	1
Aubrey Matthews	1
Quentin McCord	1
Junior Miller	1
Peerless Price	1
Mike Pritchard	1
Laurent Robinson	1
Billy Ryckman	1
John Settle	1
Maurice Smith	1
George Thomas	1
Harmon Wages	1



RECORDS & RESULTS

YEARLY LEADERS

SCORING							
YEAR	PLAYER	TD	XXP	XPA	FGM	FGA	TP
1966	Lou Kirouac	0	19	24	9	18	46
1967	Wade Traynham	0	22	22	7	18	43
1968	Bob Etter	0	17	19	11	21	50
1969	Bob Etter	0	33	33	15	30	78
1970	Kenny Vinyard	0	23	26	9	25	50
1971	Bill Bell	0	29	33	13	21	68
1972	Bill Bell	0	31	31	16	30	79
1973	Nick Mike-Mayer	0	34	34	26	38	112
1974	Nick Mike-Mayer	0	12	12	9	16	39
1975	Nick Mike-Mayer	0	30	33	4	10	42
1976	Nick Mike-Mayer	0	20	20	10	21	50
1977	Haskel Stanback	6	0	0	0	0	36
1978	Tim Mazzetti	0	18	18	13	16	57
1979	Tim Mazzetti	0	31	37	13	25	70
1980	Tim Mazzetti	0	46	49	19	27	103
1981	Mick Luckhurst	0	51	51	21	33	114
1982	Mick Luckhurst	0	21	22	10	14	51
1983	Mick Luckhurst	0	43	45	17	22	94
1984	Mick Luckhurst	0	31	31	20	27	91
1985	Mick Luckhurst	0	29	29	24	31	101
1986	Mick Luckhurst	0	21	21	14	24	63
1987	Mick Luckhurst	0	17	17	9	13	44
1988	Greg Davis	0	25	27	19	30	82
1989	Paul McFadden	0	18	18	15	20	63
1990	Greg Davis	0	40	40	22	33	106
1991	Norm Johnson	0	38	39	19	23	95
1992	Norm Johnson	0	39	39	18	22	93
1993	Norm Johnson	0	34	34	26	27	112
1994	Norm Johnson	0	32	32	21	25	95
1995	Morten Andersen	0	29	30	31	37	122
1996	Morten Andersen	0	31	31	22	29	97
1997	Morten Andersen	0	35	35	23	27	104
1998	Morten Andersen	0	51	52	23	28	120
1999	Morten Andersen	0	34	34	15	21	79
2000	Morten Andersen	0	23	23	25	31	98
2001	Jay Feely	0	28	28	29	37	115
2002	Jay Feely	0	42	43	32	40	138
2003	Jay Feely	0	32	33	19	27	89
2004	Jay Feely	0	40	40	18	23	94
2005	Todd Peterson	0	35	35	23	25	104
2006	Morten Andersen	0	27	27	20	23	87
2007	Morten Anderson	0	24	24	25	28	99
2008	Jason Elam	0	42	42	29	31	129
2009	Jason Elam	0	32	33	12	19	68
2010	Matt Bryant	0	44	44	28	31	128
2011	Matt Bryant	0	45	45	27	29	126



RECORDS & RESULTS

YEARLY LEADERS

PASSING							
(MINIMUM 100 ATTEMPTS)							
YEAR	PLAYER	ATT	COMP	PCT	YDS	TD	INT
1966	Randy Johnson	295	129	43.7	1,795	12	21
1967	Randy Johnson	288	142	49.3	1,620	10	21
1968	Bob Berry	153	81	52.9	1,433	7	13
1969	Bob Berry	169	71	57.3	1,087	10	2
1970	Bob Berry	269	156	58.0	1,806	16	13
1971	Bob Berry	226	136	60.2	2,005	11	16
1972	Bob Berry	277	154	55.6	2,158	13	12
1973	Bob Lee	230	120	52.2	1,786	10	8
1974	Bob Lee	172	78	45.3	852	3	14
1975	Steve Bartkowski	255	115	45.1	1,662	13	15
1976	Steve Bartkowski	120	57	47.5	677	2	9
1977	Scott Hunter	151	70	46.4	898	2	3
1978	Steve Bartkowski	369	187	50.7	2,489	10	18
1979	Steve Bartkowski	379	203	53.6	2,502	17	20
1980	Steve Bartkowski	463	257	55.5	3,544	31	16
1981	Steve Bartkowski	533	297	55.7	3,830	30	23
1982	Steve Bartkowski	262	166	63.4	1,905	8	11
1983	Steve Bartkowski	432	274	63.4	3,167	22	5
1984	Steve Bartkowski	269	181	67.3	2,158	11	10
1985	Dave Archer	312	161	51.6	1,992	7	17
1986	Dave Archer	294	150	51.0	2,007	10	9
1987	Scott Campbell	260	136	52.3	1,728	11	14
1988	Chris Miller	351	184	52.4	2,133	11	12
1989	Chris Miller	526	280	53.2	3,459	16	10
1990	Chris Miller	388	222	57.2	2,735	17	14
1991	Chris Miller	413	220	53.3	3,103	26	18
1992	Chris Miller	253	152	60.1	1,739	15	6
1993	Bobby Hebert	430	263	61.2	2,978	24	17
1994	Jeff George	524	322	61.5	3,734	23	18
1995	Jeff George	557	336	60.3	4,143	24	11
1996	Bobby Hebert	488	294	60.2	3,152	22	25
1997	Chris Chandler	342	202	59.1	2,692	20	7
1998	Chris Chandler	327	190	58.1	3,154	25	12
1999	Chris Chandler	307	174	56.7	2,339	16	11
2000	Chris Chandler	331	192	58.0	2,236	10	12
2001	Chris Chandler	365	223	61.1	2,847	16	14
2002	Michael Vick	421	231	54.9	2,936	16	8
2003	Doug Johnson	243	136	56.0	1,655	8	12
2004	Michael Vick	321	181	56.4	2,313	14	12
2005	Michael Vick	387	214	55.3	2,412	15	13
2006	Michael Vick	388	204	52.6	2,474	20	13
2007	Joey Harrington	348	215	61.8	2,215	7	8
2008	Matt Ryan	434	265	61.1	3,440	16	11
2009	Matt Ryan	451	263	58.3	2,916	22	14
2010	Matt Ryan	571	357	62.5	3,705	28	9
2011	Matt Ryan	566	347	61.3	4,177	29	12



RECORDS & RESULTS

YEARLY LEADERS

RUSHING						
YEAR	PLAYER	NO	YDS	AVG	LG	TD
1966	Junior Coffey	199	722	3.6	37	4
1967	Junior Coffey	180	722	4.0	20t	4
1968	Jim Butler	94	365	3.9	60t	2
1969	Jim Butler	163	655	4.0	39	3
1970	Jim Butler	166	636	3.8	33	0
1971	Jim Butler	186	594	3.2	19	2
1972	Dave Hampton	230	995	4.3	56t	6
1973	Dave Hampton	263	997	3.8	25	3
1974	Dave Hampton	127	464	3.7	34	2
1975	Dave Hampton	250	1,002	4.0	22	5
1976	Bubba Bean	124	428	3.5	30	2
1977	Haskel Stanback	247	873	3.4	35	6
1978	Bubba Bean	193	707	3.7	25	3
1979	William Andrews	239	1,023	4.3	23	2
1980	William Andrews	265	1,308	4.9	33	4
1981	William Andrews	289	1,301	4.5	29	10
1982	William Andrews	139	573	4.1	19t	5
1983	William Andrews	331	1,567	4.7	27	7
1984	Gerald Riggs	353	1,486	4.2	57	13
1985	Gerald Riggs	297	1,719	4.3	50	10
1986	Gerald Riggs	343	1,327	3.9	31	9
1987	Gerald Riggs	203	875	4.3	44	2
1988	John Settle	232	1,024	4.4	62	7
1989	John Settle	179	689	3.8	20	3
1990	Mike Rozier	153	675	4.4	67	4
1991	Steve Broussard	99	449	4.5	36	4
1992	Steve Broussard	84	363	4.3	27	1
1993	Erric Pegram	292	1,185	4.1	29	3
1994	Craig Heyward	183	779	4.3	17	7
1995	Craig Heyward	236	1,083	4.6	31	6
1996	Jamal Anderson	232	1,055	4.5	32t	5
1997	Jamal Anderson	290	1,002	3.5	39	7
1998	Jamal Anderson	410	1,846	4.5	48	14
1999	Ken Oxendine	141	452	3.2	20	1
2000	Jamal Anderson	282	1,024	3.6	42	6
2001	Maurice Smith	237	760	3.2	58	5
2002	Warrick Dunn	230	927	4.0	59	7
2003	T.J. Duckett	197	779	4.0	55	11
2004	Warrick Dunn	265	1,106	4.2	60	9
2005	Warrick Dunn	280	1,416	5.1	65	3
2006	Warrick Dunn	286	1,140	4.0	90t	4
2007	Warrick Dunn	227	720	3.2	38	4
2008	Michael Turner	376	1,699	4.5	70	17
2009	Michael Turner	178	871	4.9	58t	10
2010	Michael Turner	334	1,371	4.1	55	12
2011	Michael Turner	301	1,340	4.5	81t	11



RECORDS & RESULTS

YEARLY LEADERS

RECEIVING						
YEAR	PLAYER	NO	YDS	AVG	LG	TD
1966	Alex Hawkins	44	661	15.0	42	2
1967	Tommy McDonald	33	436	13.2	75	4
1968	Jerry Simmons	28	479	17.1	61	0
1969	Paul Flatley	45	834	18.5	71	6
1970	Jim Mitchell	44	650	14.8	51	6
1971	Art Malone	34	380	11.2	46	2
	Ken Burrow	33	741	22.5	84	6
1972	Art Malone	50	585	11.7	57	2
1973	Jim Mitchell	32	420	13.1	50	0
	Ken Burrow	31	567	18.3	57	7
1974	Ken Burrow	34	545	16.0	48	1
1975	Alfred Jenkins	38	767	20.2	68	6
1976	Alfred Jenkins	41	710	17.3	34	6
1977	Alfred Jenkins	39	677	17.4	73	4
1978	Wallace Francis	45	695	15.4	54	3
	Billy Ryckman	45	679	15.1	59	2
1979	Wallace Francis	74	1,013	13.7	42	8
1980	Alfred Jenkins	57	1,025	18.0	57	6
1981	William Andrews	81	736	9.1	70	2
	Alfred Jenkins	70	1,358	19.4	67	13
1982	William Andrews	42	503	12.0	86t	2
1983	Billy Johnson	64	709	11.1	47t	4
	Stacey Bailey	55	881	16.0	53	6
1984	Stacey Bailey	67	1,138	17.0	61	6
1985	Billy Johnson	62	830	13.4	62t	5
1986	Charlie Brown	63	918	14.6	42	4
1987	Floyd Dixon	36	600	16.7	51t	5
1988	John Settle	68	570	8.4	27	1
1989	Shawn Collins	58	862	14.9	47	3
1990	Andre Rison	82	1,208	14.7	75t	10
1991	Andre Rison	81	976	12.0	39t	12
1992	Andre Rison	93	1,121	12.1	71t	11
1993	Andre Rison	86	1,242	14.4	53t	15
1994	Terance Mathis	111	1,342	12.1	81	11
1995	Eric Metcalf	104	1,189	11.4	62t	8
1996	Bert Emanuel	75	921	12.3	53	6
1997	Bert Emanuel	65	991	15.2	56	9
1998	Tony Martin	66	1,181	17.9	62	6
	Terance Mathis	64	1,136	17.8	78t	11
1999	Terance Mathis	81	1,016	12.5	52	6
2000	Shawn Jefferson	60	822	13.7	49	2
2001	Terance Mathis	51	564	11.1	34	2
2002	Brian Finneran	56	838	15.0	47	6
2003	Peerless Price	64	838	13.1	49	3
2004	Alge Crumpler	48	774	16.1	49t	6
2005	Alge Crumpler	65	877	13.5	48	5

*receiving continued on next page



RECORDS & RESULTS

YEARLY LEADERS

RECEIVING (CONTINUED)						
YEAR	PLAYER	NO	YDS	AVG	LG	TD
2006	Alge Crumpler	56	780	13.9	46	8
2007	Roddy White	83	1,202	14.5	69t	6
2008	Roddy White	88	1,382	15.7	70t	7
2009	Roddy White	85	1,153	13.6	90t	11
2010	Roddy White	115	1,389	12.1	46	10
2011	Roddy White	100	1,296	13.0	43	8



WR RODDY WHITE 18-YARD TOUCHDOWN CATCH @ DETROIT (10/23/11)



RECORDS & RESULTS

YEARLY LEADERS

PUNT RETURNS						
YEAR	PLAYER	NO	YDS	AVG	LG	TD
1966	Ron Smith	11	80	7.3	23	0
1967	Ron Smith	20	92	4.6	26	0
1968	Jim Burson	11	56	5.1	17	0
1969	John Mallory	13	42	3.2	15	0
1970	John Mallory	17	203	11.9	75t	1
1971	Willie Belton	30	163	5.4	32	0
1972	Willie Belton	17	110	6.5	34	0
1973	Ray Brown	40	360	9.0	57	0
1974	Al Dodd	27	344	12.7	57	0
1975	Mack Herron	10	94	9.4	24	0
1976	Rolland Lawrence	54	376	7.0	24	0
1977	Rolland Lawrence	51	352	6.9	37	0
1978	Billy Ryckman	28	227	8.1	38	0
1979	Dennis Pearson	12	115	9.6	60	0
1980	Kenny Johnson	23	281	12.2	56	0
1981	Scott Woerner	33	278	8.4	38	0
1982	Billy Johnson	24	273	11.4	71	0
1983	Billy Johnson	46	489	10.6	71t	1
1984	Billy Johnson	15	152	10.1	37	0
1985	Anthony Allen	21	141	6.7	19	0
1986	Floyd Dixon	26	151	5.8	16	0
1987	Billy Johnson	21	168	8.0	45	0
1988	Lew Barnes	34	307	9.0	68	0
1989	Deion Sanders	28	307	11.0	68t	1
1990	Deion Sanders	29	250	8.6	79t	1
1991	Deion Sanders	21	170	8.1	23	0
1992	Tony Smith	16	155	9.7	45	0
1993	Tony Smith	32	255	8.0	51	0
1994	Clarence Verdin	23	113	4.9	29	0
1995	Eric Metcalf	39	383	9.8	66t	1
1996	Eric Metcalf	27	296	11.0	39	0
1997	Todd Kinchen	52	446	8.6	38	0
1998	Tim Dwight	31	263	8.5	23	0
1999	Tim Dwight	20	220	11.0	70t	1
2000	Tim Dwight	33	309	9.4	70t	1
2001	Darrien Gordon	31	437	14.1	74	0
2002	Allen Rossum	24	288	12.0	36	0
2003	Allen Rossum	39	545	14.0	72	1
2004	Allen Rossum	37	457	12.4	75t	1
2005	Allen Rossum	17	145	8.5	29	0
2006	Allen Rossum	37	288	7.8	41	0
2007	Adam Jennings	30	186	6.2	23	0
2008	Harry Douglas	19	226	11.9	61t	1
2009	Eric Weems	27	270	10.0	28	0
2010	Eric Weems	18	230	12.8	55t	1
2011	Eric Weems	32	315	9.8	42	0



RECORDS & RESULTS

YEARLY LEADERS

KICKOFF RETURNS						
YEAR	PLAYER	NO	YDS	AVG	LG	TD
1966	Ron Smith	43	1,013	23.6	80	0
1967	Ron Smith	39	976	25.0	99t	1
1968	Jim Butler	37	799	21.6	42	0
1969	Charlie Bryant	21	407	19.4	39	0
1970	Jim Butler	14	284	20.3	29	0
1971	Willie Belton	28	706	25.2	58	0
1972	Dave Hampton	25	535	21.0	52	0
1973	Joe Wash.	20	432	21.6	30	0
1974	Gerald Tinker	29	704	24.3	59	0
1975	Gerald Tinker	13	307	23.6	33	0
1976	Rolland Lawrence	21	521	24.8	36	0
1977	Karl Farmer	23	466	20.3	30	0
1978	Dennis Pearson	25	662	26.7	100t	1
1979	Dennis Pearson	30	577	19.2	29	0
1980	Reggie Smith	25	512	20.5	35	0
1981	Reggie Smith	47	1,143	24.3	52	0
1982	Reggie Brown	24	466	19.4	33	0
1983	Kenny Johnson	11	224	20.4	28	0
1984	Sylvester Stamps	19	452	23.8	50	0
1985	Cliff Austin	39	838	21.5	94t	1
1986	Sylvester Stamps	24	514	21.4	35	0
1987	Sylvester Stamps	24	660	27.5	97t	1
1988	Evan Cooper	16	331	20.7	28	0
1989	Deion Sanders	35	725	20.7	72	0
1990	Deion Sanders	39	851	21.8	50	0
1991	Deion Sanders	26	576	22.2	100t	1
1992	Deion Sanders	40	1,067	26.7	99t	2
1993	Tony Smith	38	948	24.9	97t	1
1994	Clarence Verdin	44	1,026	23.3	69	0
1995	Roell Preston	30	627	20.9	44	0
1996	Eric Metcalf	49	1,034	21.1	55	0
1997	Byron Hanspard	40	987	24.7	99t	2
1998	Tim Dwight	36	973	27.0	93t	1
1999	Tim Dwight	44	944	21.5	40	0
2000	Darrick Vaughn	39	1,082	27.7	100t	3
2001	Darrick Vaughn	61	1,491	24.4	96t	1
2002	Allen Rossum	53	1,164	22.0	91t	1
2003	Allen Rossum	62	1,291	20.8	52	0
2004	Allen Rossum	58	1,250	21.6	49	0
2005	Allen Rossum	31	702	22.6	47	0
2006	Allen Rossum	46	1,082	23.5	51	0
2007	Jerious Norwood	52	1,317	25.3	76	0
2008	Jerious Norwood	51	1,311	25.7	92	0
2009	Eric Weems	48	1,214	25.3	62	0
2010	Eric Weems	40	1,100	27.5	102t	1
2011	Eric Weems	24	563	23.5	37	0



RECORDS & RESULTS

YEARLY LEADERS

TACKLES		
YEAR	PLAYER	TACKLES
1966	Tommy Nobis (173 solo)	296
1967	Tommy Nobis (41 solo)	67
1968	Tommy Nobis (39 solo)	69
1969	Greg Brezina (22 solo)	38
1970	Tommy Nobis (48 solo)	94
1971	Don Hansen (43 solo)	95
1972	Greg Brezina (80 solo)	130
1973	Greg Brezina (89 solo)	135
1974	Tommy Nobis (121 solo)	183
1975	Tommy Nobis (91 solo)	115
1976	Tommy Nobis (100 solo)	134
1977	Greg Brezina (67 solo)	90
1978	Fulton Kuykendall (98 solo)	284
1979	Robert Pennywell (77 solo)	109
1980	Buddy Curry (80 solo)	145
1981	Buddy Curry (107 solo)	135
1982	Buddy Curry (38 solo)	61
1983	Buddy Curry (127 solo)	229
1984	Rick Bryan (78 solo)	125
1985	Buddy Curry (82 solo)	137
1986	Buddy Curry (84 solo)	157
1987	John Rade (55 solo)	123
1988	John Rade (67 solo)	137
1989	Jessie Tuggle (112 solo)	183
1990	Jessie Tuggle (99 solo)	201
1991	Jessie Tuggle (106 solo)	207
1992	Jessie Tuggle (90 solo)	193
1993	Jessie Tuggle (120 solo)	185
1994	Jessie Tuggle (111 solo)	195
1995	Jessie Tuggle (126 solo)	180
1996	Jessie Tuggle (108 solo)	184
1997	Jessie Tuggle (123 solo)	123
1998	Cornelius Bennett (80 solo)	121
1999	Jessie Tuggle (85 solo)	122
2000	Marty Carter (86 solo)	131
2001	Keith Brooking (110 solo)	167
2002	Keith Brooking (100 solo)	212
2003	Keith Brooking (130 solo)	207
2004	Keith Brooking (71 solo)	144
2005	Keith Brooking (88 solo)	148
2006	Keith Brooking (88 solo)	165
2007	Keith Brooking (82 solo)	127
2008	Keith Brooking (80 solo)	133
2009	Curtis Lofton (118 solo)	160
2010	Curtis Lofton (101 solo)	142
2011	Curtis Lofton (95 solo)	159

SACKS		
YEAR	PLAYER	TACKLES
1966	Sam Williams	7.5
1967	Ralph Heck/Jim Norton	4.5
1968	Claude Humphrey	11.5
1969	Claude Humphrey	9.5
1970	Claude Humphrey/John Zook	9.0
1971	Claude Humphrey	12.0
1972	John Zook	6.5
1973	Claude Humphrey	10.0
1974	Claude Humphrey	12.5
1975	John Zook	10.0
1976	Claude Humphrey	15.0
1977	Jeff Merrow	10.0
	Claude Humphrey	10.0
1978	Greg Brezina	9.0
1979	Don Smith	9.0
1980	Joel Williams	16.0
1981	Al Richardson	10.0
1982	Don Smith	3.5
1983	Mike Pitts	7.0
1984	Don Smith	6.5
1985	Rick Bryan	7.5
1986	Rick Bryan	7.0
1987	Buddy Moore	4.0
1988	Aundray Bruce	6.0
1989	Marcus Cotton	9.0
1990	Tim Green	6.0
1991	Tim Green	5.0
1992	Darion Conner	7.0
1993	Pierce Holt	6.5
1994	Chuck Smith	11.0
1995	Chris Doleman	9.0
1996	Clay Matthews	6.5
1997	Chuck Smith	12.0
1998	Lester Archambeau	10.0
1999	Chuck Smith	10.0
2000	Travis Hall/Brady Smith	4.5
2001	Patrick Kerney	12.0
2002	Patrick Kerney	10.5
2003	Ellis Johnson	8.0
2004	Patrick Kerney	13.0
2005	Rod Coleman	10.5
2006	Rod Coleman	6.0
2007	John Abraham	10.0
2008	John Abraham	16.5
2009	Jonathan Babineaux	6.0
2010	John Abraham	13.0
2011	John Abraham	9.5



RECORDS & RESULTS

YEARLY LEADERS

ALL PURPOSE YARDS							
YEAR	PLAYER	RUSH	REC	PT RET	KO RET	INT RET	TOTAL
1966	Ron Smith	0	0	80	1,013	0	1,093
1967	Ron Smith	42	227	92	976	0	1,337
1968	Jim Butler	365	127	0	799	0	1,291
1969	Jim Butler	655	297	0	405	0	1,357
1970	Jim Butler	636	151	0	284	0	1,071
1971	Willie Belton	237	22	163	706	0	1,128
1972	Dave Hampton	995	244	0	535	0	1,774
1973	Dave Hampton	997	273	0	258	0	1,528
1974	Gerald Tinker	5	12	195	704	0	916
1975	Dave Hampton	1,002	195	0	0	0	1,197
1976	Rolland Lawrence	0	0	372	521	0	893
1977	Haskel Stanback	873	261	0	0	0	1,134
1978	Bubba Bean	707	209	0	0	0	916
1979	William Andrews	1,023	309	0	0	0	1,332
1980	William Andrews	1,308	456	0	0	0	1,764
1981	William Andrews	1,301	736	0	0	0	2,037
1982	William Andrews	573	503	0	0	0	1,076
1983	William Andrews	1,567	609	0	0	0	2,176
1984	Gerald Riggs	1,486	277	0	0	0	1,763
1985	Gerald Riggs	1,719	267	0	0	0	1,986
1986	Gerald Riggs	1,327	136	0	0	0	1,463
1987	Gerald Riggs	875	199	0	0	0	1,074
1988	John Settle	1,024	570	0	0	0	1,594
1989	Deion Sanders	0	8	307	725	52	1,076
1990	Deion Sanders	0	0	250	851	153	1,254
1991	Michael Haynes	0	1,122	0	0	0	1,122
1992	Deion Sanders	4	45	41	1,067	0	1,149
1993	Erric Pegram	1,185	302	0	63	0	1,550
1994	Terance Mathis	0	1,342	0	0	0	1,342
1995	Eric Metcalf	133	1,189	383	278	0	1,983
1996	Eric Metcalf	8	599	296	1,034	0	1,937
1997	Byron Hanspard	335	53	0	987	0	1,375
1998	Jamal Anderson	1,846	319	0	0	0	2,165
1999	Tim Dwight	28	669	220	944	0	1,861
2000	Jamal Anderson	1,024	382	0	0	0	1,406
2001	Darrick Vaughn	0	0	0	1,491	0	1,491
2002	Allen Rossum	0	0	288	1,164	0	1,452
2003	Allen Rossum	0	0	545	1,291	0	1,836
2004	Allen Rossum	0	0	457	1,250	0	1,707
2005	Warrick Dunn	1,416	220	0	0	0	1,636
2006	Warrick Dunn	1,140	170	0	0	0	1,310
2007	Jerious Norwood	613	277	0	1,317	0	2,207
2008	Jerious Norwood	489	338	0	1,311	0	2,138
2009	Eric Weems	53	50	270	1,214	0	1,587
2010	Michael Turner	1,371	85	0	0	0	1,456
2011	Michael Turner	1,340	168	0	0	0	1,508



RECORDS & RESULTS

OFFENSIVE & DEFENSIVE RANKINGS

OFFENSE			
BY YARDS 1970-2011 (NFL RANK)			
YEAR	TOTAL	RUSH	PASS
2011	376.6 (10)	114.6 (17)	262.0 (8)
2010	341.1 (16)	118.2 (12)	222.9 (15)
2009	340.4 (16)	117.3 (15)	223.2 (14)
2008	361.2 (6)	152.7 (2)	208.5 (14)
2007	301.0 (23)	95.0 (26)	206.0 (18)
2006	331.9 (12)	183.7 (1)	148.2 (32)
2005	326.6 (12)	159.1 (1)	167.4 (27)
2004	317.8 (20)	167.0 (1)	150.8 (30)
2003	272.3 (29)	121.8 (14)	150.5 (31)
2002	345.9 (14)	148.0 (4)	197.9 (23)
2001	316.9 (15)	110.8 (16)	206.1 (17)
2000	249.6 (30)	75.9 (28)	173.8 (24)
1999	283.9 (27)	74.8 (30)	209.1 (17)
1998	342.9 (7)	131.3 (6)	211.6 (11)
1997	294.8 (23)	102.7 (19)	192.1 (22)
1996	319.8 (17)	91.3 (27)	228.4 (9)
1995	348.7 (10)	87.1 (27)	261.6 (6)
1994	335.1 (7)	78.1 (28)	257.0 (5)
1993	319.4 (11)	99.4 (23)	220.0 (6)
1992	306.4 (10)	79.4 (27)	227.1 (4)
1991	319.6 (8)	104.0 (16)	215.6 (6)
1990	315.9 (10)	99.6 (21)	216.3 (6)
1989	291.8 (24)	72.2 (28)	219.6 (9)
1988	286.4 (25)	126.0 (14)	160.4 (25)
1987	271.1 (28)	86.5 (28)	184.5 (22)
1986	319.1 (17)	157.8 (3)	161.4 (25)
1985	310.0 (20)	154.1 (3)	155.9 (27)
1984	315.3 (19)	124.6 (15)	190.6 (20)
1983	351.8 (8)	139.0 (11)	212.8 (11)
1982	329.2 (9)	131.2 (9)	198.0 (18)
1981	354.0 (7)	122.8 (18)	231.2 (5)
1980	353.1 (3)	150.3 (5)	202.8 (9)
1979	308.1 (17)	137.5 (16)	170.6 (15)
1978	253.9 (26)	103.8 (27)	150.1 (16)
1977	231.9 (25)	135.0 (17)	96.9 (27)
1976	221.6 (27)	120.6 (25)	101.0 (28)
1975	275.8 (20)	128.1 (19)	147.6 (19)
1974	200.0 (26)	106.6 (21)	93.4 (26)
1973	288.4 (15)	145.5 (10)	142.9 (12)
1972	286.5 (16)	149.4 (9)	137.1 (20)
1971	282.8 (15)	121.6 (16)	161.1 (11)
1970	245.1 (23)	114.3 (15)	130.8 (23)

DEFENSE			
BY YARDS 1970-2011 (NFL RANK)			
YEAR	TOTAL	RUSH	PASS
2011	333.6 (12)	97.0 (6)	236.6 (20)
2010	332.4 (16)	105.9 (10)	226.6 (22)
2009	348.9 (21)	106.8 (10)	242.1 (28)
2008	347.9 (24)	127.5 (25)	220.4 (21)
2007	355.5 (29)	127.1 (26)	228.4 (23)
2006	332.8 (22)	103.6 (9)	229.3 (29)
2005	325.0 (22)	128.9 (26)	196.1 (14)
2004	325.4 (14)	105.1 (8)	220.4 (22)
2003	381.8 (32)	144.3 (29)	237.5 (32)
2002	333.4 (19)	127.9 (23)	205.4 (16)
2001	365.3 (30)	121.4 (21)	243.9 (30)
2000	350.4 (25)	123.9 (27)	226.5 (24)
1999	326.4 (16)	129.5 (29)	196.9 (9)
1998	295.9 (8)	75.2 (2)	220.7 (21)
1997	319.1 (20)	104.1 (8)	215.0 (20)
1996	361.6 (29)	127.6 (26)	234.1 (27)
1995	380.5 (29)	96.7 (9)	283.8 (30)
1994	364.3 (27)	105.8 (14)	258.5 (27)
1993	338.8 (25)	111.5 (15)	227.3 (25)
1992	346.8 (28)	143.4 (28)	203.4 (22)
1991	328.0 (24)	122.1 (23)	205.9 (20)
1990	329.4 (19)	84.8 (3)	244.6 (28)
1989	376.6 (28)	154.4 (28)	222.1 (19)
1988	355.8 (25)	144.9 (25)	210.8 (21)
1987	393.8 (28)	182.3 (28)	211.5 (18)
1986	306.8 (7)	119.8 (16)	187.0 (7)
1985	365.6 (25)	128.3 (17)	237.4 (27)
1984	329.9 (15)	134.6 (21)	195.4 (7)
1983	364.1 (25)	144.3 (22)	219.8 (20)
1982	316.4 (14)	116.0 (17)	200.4 (13)
1981	334.6 (14)	104.1 (2)	230.5 (25)
1980	329.0 (16)	104.4 (3)	224.6 (25)
1979	359.9 (25)	135.2 (13)	224.8 (26)
1978	276.9 (5)	129.2 (8)	147.8 (9)
1977	231.6 (2)	132.7 (11)	98.9 (1)
1976	327.0 (20)	184.1 (25)	142.9 (11)
1975	343.7 (22)	162.6 (21)	181.1 (21)
1974	295.4 (15)	183.1 (26)	112.3 (2)
1973	254.2 (6)	152.1 (18)	102.1 (3)
1972	269.1 (7)	147.4 (17)	121.7 (2)
1971	270.5 (8)	153.5 (21)	117.0 (1)
1970	276.9 (11)	123.0 (15)	153.9 (8)



RECORDS & RESULTS

ALL-TIME STARTING QUARTERBACKS

YEAR-BY-YEAR RESULTS		
YEAR	QUARTERBACK	RECORD
1966	Randy Johnson	3-8
	Dennis Claridge	0-3
1967	Randy Johnson	1-10-1
	Steve Sloan	0-1
	Terry Nofsinger	0-1
1968	Randy Johnson	1-6
	Bob Berry	1-6
1969	Bob Berry	4-3
	Randy Johnson	2-3
	Bruce Lemmerman	0-2
1970	Bob Berry	3-7-2
	Randy Johnson	1-1
1971	Bob Berry	4-6-1
	Dick Shiner	3-0
1972	Bob Berry	7-7
1973	Bob Lee	8-2
	Dick Shiner	1-3
	Bob Lee	2-6
1974	Pat Sullivan	0-4
	Kim McQuilken	1-1
	Steve Bartkowski	4-7
1975	Kim McQuilken	0-2
	Pat Sullivan	0-1
	Steve Bartkowski	1-4
1976	Kim McQuilken	1-2
	Scott Hunter	2-4
	Scott Hunter	4-3
1977	Steve Bartkowski	3-4
	Steve Bartkowski	8-5
1978	June Jones	1-2
	Steve Bartkowski	6-8
1979	June Jones	0-2
	Steve Bartkowski	12-4
1980	Steve Bartkowski	7-9
1981	Steve Bartkowski	5-4
1982	Steve Bartkowski	6-8
	Mike Moroski	1-1
1983	Steve Bartkowski	3-8
	Mike Moroski	1-4
1984	Steve Bartkowski	0-5
	Dave Archer	4-7
1985	Dave Archer	5-4-1
	Turk Schonert	2-3
1986	Dave Archer	0-1
	Scott Campbell	2-7
	Erik Kramer	1-2
	Chris Miller	0-2
	Chris Miller	5-8
1987	Steve Dils	0-3

YEAR-BY-YEAR RESULTS		
YEAR	QUARTERBACK	RECORD
1988	Chris Miller	3-12
	Hugh Millen	0-1
1989	Chris Miller	3-9
	Scott Campbell	0-2
	Hugh Millen	2-0
1990	Chris Miller	9-5
	Billy Joe Tolliver	1-1
1991	Chris Miller	3-5
	Billy Joe Tolliver	2-3
	Wade Wilson	1-2
1992	Bobby Hebert	5-9
	Chris Miller	0-1
	Billy Joe Tolliver	1-0
1993	Jeff George	7-9
1994	Jeff George	9-7
1995	Bobby Hebert	3-10
	Jeff George	0-3
1996	Chris Chandler	7-7
	Billy Joe Tolliver	0-1
	Tony Graziani	0-1
1997	Chris Chandler	13-1
	Steve DeBerg	0-1
	Tony Graziani	1-0
1998	Chris Chandler	4-8
	Tony Graziani	1-2
	Danny Kanell	0-1
1999	Chris Chandler	4-9
	Doug Johnson	0-2
2000	Danny Kanell	0-1
	Chris Chandler	6-8
2001	Michael Vick	1-1
	Michael Vick	8-6-1
2002	Doug Johnson	1-0
	Doug Johnson	1-7
2003	Kurt Kittner	1-3
	Michael Vick	3-1
2004	Michael Vick	10-5
	Matt Schaub	0-1
2005	Michael Vick	8-7
	Matt Schaub	0-1
2006	Michael Vick	7-9
	Joey Harrington	3-7
2007	Chris Redman	1-3
	Byron Leftwich	0-2
2008	Matt Ryan	11-5
2009	Matt Ryan	9-5
	Chris Redman	0-2
2010	Matt Ryan	13-3
2011	Matt Ryan	10-6



RECORDS & RESULTS

PRESEASON RESULTS

PRESEASON

1966 (1-4)

Philadelphia at Atlanta (20,072)	7-9
Atlanta at St. Louis (34,303)	10-20
NY Giants at Atlanta (Nashville - 20,945)	7-14
Cleveland at Atlanta (48,548)	3-42
San Francisco vs. Atlanta (Columbia - 21,780)	24-17

1967 (2-2-1)

Atlanta at New York Giants (Ithaca - 20,000)	10-10
Atlanta at Miami (50,822)	27-17
Cleveland at Atlanta (52,240)	34-31
Atlanta vs. Minnesota (Cleveland - 84,236)	3-16
Atlanta at New Orleans (67,486)	14-27

1968 (1-4)

Atlanta vs. Washington (Tampa - 42,180)	14-16
Atlanta vs. NY Giants (Nashville - 14,555)	13-17
Atlanta vs. NY Jets (Birmingham - 27,406)	12-27
NO at Atlanta (49,832)	16-10
Atlanta at Miami (36,122)	13-19

1969 (2-4)

Philadelphia vs. Atlanta (Portland - 21,625)	13-7
Atlanta at Boston (24,084)	34-16
Washington at Atlanta (56,990)	7-24
Atlanta at New Orleans (69,898)	17-21
Atlanta at Kansas City (37,273)	10-14
Atlanta vs. G.B. (Canton - 17,411)	24-38

1970 (4-1)

NY Jets vs. Atlanta (Winston-Salem - 19,700)	33-7
Atlanta at Washington (35,186)	13-21
Kansas City at Atlanta (56,990)	22-17
Atlanta at Buffalo (30,869)	10-7
Atlanta at Miami (50,259)	20-17

1971 (3-2)

Atlanta at Kansas City (37,403)	10-12
Denver vs. Atlanta (Memphis - 22,474)	27-10
Buffalo at Atlanta (53,090)	35-24
Atlanta at New England (48,631)	45-35
Atlanta at San Diego (32,555)	14-21

1972 (1-4)

Atlanta at San Diego (41,404)	7-30
Pittsburgh at Atlanta (53,288)	17-31
Atlanta at Miami (75,372)	10-24
New York Jets at Atlanta (37,806)	3-9
Atlanta at Cincinnati (55,804)	44-14

1973 (2-3)

Baltimore at Atlanta (57,122)	34-10
New England at Atlanta (56,238)	27-10
Cleveland vs. Atlanta (Knoxville - 40,831)	17-20
Cincinnati at Atlanta (55,863)	20-31
Atlanta at Pittsburgh (50,350)	0-19

1974 (4-2)

Atlanta at Philadelphia (15,379)	23-7
Atlanta at Oakland (Berkeley - 34,319)	16-28
Cincinnati at Atlanta (Grant Field 44,127)	7-13
Atlanta at Houston (27,116)	10-6
Baltimore at Atlanta (50,085)	23-7
Atlanta at Denver (43,253)	20-14

1975 (3-3)

Atlanta at Washington (18,444)	16-14
Baltimore vs. Atlanta (Lincoln, Neb - 43,097)	10-3
Oakland at Atlanta (39,878)	7-22
NY Jets at Atlanta (34,387)	13-16
Buffalo vs. Atlanta (Tampa, Fla. - 41,212)	14-16
Philadelphia at Atlanta (28,675)	17-14

1976 (2-4)

Washington at Atlanta (38,808)	10-17
Cleveland vs. Atlanta (Stillwater, Okla - 24,227)	7-31
Tampa Bay vs. Atlanta (Jacksonville, Fla. - 11,342)	3-17
New England at Atlanta (23,495)	17-28
Baltimore at Atlanta (24,986)	21-7
Atlanta at G.B. (Milw - 54,989)	26-7

1977 (3-3)

Atlanta at St. Louis (24,667)	3-0
NY Jets at Atlanta (28,954)	2-17
Denver at Atlanta (21,239)	2-10
Tampa Bay vs. Atlanta (Orlando - 31,123)	30-21
Atlanta at Kansas City (22,748)	24-16
Atlanta New England (41,346)	0-29

1978 (2-2)

Atlanta at NY Jets (31,480)	20-17
Atlanta at Pittsburgh (46,444)	7-13
Philadelphia at Atlanta (51,306)	7-24
Atlanta at Washington (29,487)	10-7

1979 (0-4)

New England at Atlanta (53,228)	14-37
Atlanta at St. Louis (39,705)	17-42
Washington at Atlanta (52,478)	6-16
Atlanta at Green Bay (55,416)	35-45

1980 (1-3)

Atlanta at Seattle (59,555)	10-14
Pittsburgh at Atlanta (55,695)	14-17
Atlanta at San Diego (47,184)	9-17
Baltimore at Atlanta (42,983)	51-35

1981 (2-3)

Atlanta vs. Cleveland (Canton, Ohio - 23,921)	10-24
Atlanta at Oakland (42,697)	16-17
NY Jets at Atlanta (51,163)	21-20
Atlanta at Minnesota (42,908)	19-20
Tampa Bay at Atlanta (53,688)	27-7

1982 (2-2)



RECORDS & RESULTS

PRESEASON RESULTS

Minnesota at Atlanta (49,831) 20-17
Atlanta vs. Baltimore (Phoenix - 56,748) 3-34
Philadelphia at Atlanta (51,175) 24-21
Atlanta at Tampa Bay (62,933) 0-34

1983 (2-2)

Washington at Atlanta (46,052) 13-10
Atlanta at Denver (73,199) 10-21
Atlanta at Tampa Bay (57,237) 6-17
Baltimore at Atlanta (37,420) 10-7

1984 (1-3)

Atlanta at Minnesota (51,693) 6-37
Atlanta at New Orleans (58,502) 21-31
Tampa Bay at Atlanta (29,610) 52-21
Denver at Atlanta (30,988) 13-24

1985 (2-2)

Washington at Atlanta (30,574) 14-17
Atlanta at Tampa Bay (34,040) 23-17
Atlanta at Green Bay (Milw - 49,703) 24-28
Miami at Atlanta (32,768) 19-17

1986 (2-2)

NY Giants at Atlanta (25,445) 31-24
Atlanta at Tampa Bay (28,797) 20-17
Cleveland at Atlanta (33,637) 21-27
Atlanta at Washington (52,619) 21-29

1987 (1-3)

Buffalo at Atlanta (31,166) 19-14
Atlanta at Kansas City (39,164) 10-13
Cleveland at Atlanta (35,960) 3-23
New Eng. vs. Atlanta (Jacksonville - 59,129) 13-14

1988 (2-2)

Atlanta at New England (32,949) 34-30
Kansas City at Atlanta (23,369) 13-27
Tampa Bay at Atlanta (18,141) 19-14
Washington at Atlanta (Birmingham - 51,400) 17-34

1989 (1-3)

Atlanta at Philadelphia (40,145) 17-23
Atlanta at Tampa Bay (28,330) 0-27
New England at Atlanta (21,118) 7-23
Buffalo vs. Atlanta (Jacksonville- 41,813) 36-17

1990 (4-0)

Washington at Atlanta (Chapel Hill, N.C. - 52,036) 31-27
Cincinnati at Atlanta (43,472) 34-17
Atlanta at Green Bay (Milwaukee 51,069) 17-14
Atlanta at New England (24,106) 45-14

1991 (2-2)

LA Rams at Atlanta (Jacksonville 66,531) 38-17
Houston at Houston (52,140) 36-7
Tampa Bay at Atlanta (41,983) 7-12

Atlanta at Dallas (53,689) OT 17-20

1992 (1-3)

Atlanta at Cleveland (59,566) 0-7
Atlanta at Tampa Bay (37,000) 28-40
Philadelphia at Atlanta (66,834) 20-10
Buffalo at Atlanta (62,565) 21-27

1993 (1-3)

Miami at Atlanta (51,798) 27-28
Tampa Bay at Atlanta (49,108) 20-10
Atlanta at Philadelphia (54,425) 20-37
Atlanta at Buffalo (51,232) 16-17

1994 (3-2)

Atlanta vs. S.D (23,185) (HOF Game, Canton, Ohio) 21-17
Atlanta at Denver (72,231) 16-37
Buffalo at Atlanta (46,595) 27-7
Atlanta at Cleveland (51,602) 7-28
Philadelphia at Atlanta (40,780) 20-12

1995 (2-2)

Atlanta at Philadelphia (43,678) 17-25
Miami at Atlanta (42,579) 37-0
Cleveland at Atlanta (41,813) 19-10
Atlanta at Buffalo (41,765) 14-20

1996 (2-2)

Atlanta at Seattle (30,284) 17-19
Atlanta at Tampa Bay (32,855) 0-16
Oakland at Atlanta (30,553) 27-6
Arizona at Atlanta (29,306) 31-30

1997 (1-3)

Atlanta at Detroit (40,425) 17-20
Tampa Bay at Atlanta (34,219) 17-12
Washington at Atlanta (37,984) 31-35
Atlanta at Jacksonville (67,743) 17-26

1998 (2-2)

Tennessee at Atlanta (29,313) 16-31
Atlanta at Detroit (45,749) 7-3
Atlanta at Pittsburgh (54,689) 22-28
Cincinnati at Atlanta (26,269) 17-0

1999 (2-2)

Detroit at Atlanta (47,653) 35-31
Baltimore at Atlanta (44,843) 6-19
Atlanta at Tennessee (65,729) 3-17
Atlanta at Cincinnati (39,651) 28-16

2000 (4-1)

Atlanta at Indianapolis (47,985) 20-13
Atlanta at Dallas (42,178) (American Bowl, Tokyo Japan) 20-9
Cincinnati at Atlanta (38,346) 31-16
San Diego at Atlanta (38,384) 14-28
Atlanta at Jacksonville (55,946) 31-20

2001 (3-1)



RECORDS & RESULTS

PRESEASON RESULTS

Pittsburgh at Atlanta (44,275).....16-17
Atlanta at NY Jets (76,658) 20-10
Atlanta at Washington (67,211) 27-6
Tampa Bay at Atlanta (44,162)..... 36-7

2002 (4-0)

Jacksonville at Atlanta (43,264) 23-13
NY Giants at Atlanta (67,204).....36-24
Atlanta at Dallas (62,942)21-19
Atlanta at Cincinnati (40,530)..... 27-14

2003 (0-4)

Green Bay at Atlanta (68,818) 21-27
Baltimore at Atlanta (68,237)10-13
Atlanta at Miami (59,093) 21-30
Atlanta at Cleveland (69,618).....9-20

2004 (2-2)

Atlanta at Baltimore (69,299)0-24
Minnesota at Atlanta (70,623) 27-24
Cincinnati at Atlanta (70,331) 21-30
Atlanta at Washington (72,892) 0-27

2005 (4-1)

Atlanta vs. Indianapolis (Tokyo, Japan, 45,203) ..27-21
Baltimore at Atlanta (67,123) 16-3
Tennessee at Atlanta (69,327)..... 21-24
Atlanta at Jacksonville (60,596) 23-7
Atlanta at Miami (71,616) 20-17

2006 (2-2)

New England at Atlanta (69,283) 26-23
Atlanta at Green Bay (69,845)..... 10-38
Atlanta at Tennessee (69,143)20-6
Jacksonville at Atlanta (70,616)..... 17-20

2007 (3-1)

Atlanta at NY Jets (75,767).....16-31
Atlanta at Buffalo (50,577)13-10
Cincinnati at Atlanta (65,525) 24-19
Baltimore at Atlanta (71,377).....13-10

2008 (2-2)

Atlanta at Jacksonville (63,194)..... 17-20
Indianapolis at Atlanta (59,693) 9-16
Tennessee at Atlanta (47,318)17-3
Atlanta at Baltimore (70,149)..... 10-9

2009 (2-2)

Atlanta at Detroit (34,785).....26-27
Atlanta at St. Louis (46,958)..... 20-13
San Diego at Atlanta (66,718)27-24
Baltimore at Atlanta (66,610).....3-20

2010 (2-2)

Atlanta vs. Kansas City (65,726).....20-10
Atlanta vs. New England (66,783)10-28
Atlanta at Miami (59,144)..... 16-6
Atlanta at Jacksonville (61,802) 9-13

2011 (0-4)

Atlanta vs. Miami (67,038).....23-28
Atlanta at Jacksonville (60,815)13-15
Atlanta at Pittsburgh (56,754).....16-34
Atlanta vs. Baltimore (67,216)7-21



RECORDS & RESULTS

ALL-TIME RESULTS

ATLANTA VS. ARIZONA

Cardinals lead series, 14-11

Cardinals lead postseason, 1-0

1966	Falcons	16-10 (A)
1968	Cardinals	17-12 (StL)
1971	Cardinals	26-9 (A)
1973	Cardinals	32-10 (A)
1975	Cardinals	23-20 (StL)
1978	Cardinals	42-21 (StL)
1980	Falcons	33-27 (StL) (OT)
1981	Falcons	41-20 (A)
1982	Cardinals	23-20 (A)
1986	Falcons	33-13 (A)
1987	Cardinals	34-21 (A)
1989	Cardinals	34-20 (Phx)
1990	Cardinals	24-13 (A)
1991	Cardinals	16-10 (Phx)
1992	Falcons	20-17 (A)
1993	Cardinals	27-10 (A)
1994	Falcons	10-6 (A)
1995	Cardinals	40-37 (Phx) (OT)
1997	Cardinals	29-26 (Phx)
1999	Falcons	37-14 (A)
2001	Falcons	34-14 (Phx)
2004	Falcons	6-3 (A)
2006	Falcons	32-10 (A)
2007	Cardinals	30-27 (Arz) (OT)
*2008	Cardinals	30-24 (Arz)
2010	Falcons	41-7 (A)

(Points-Cardinals 538, Falcons 559)
(*Postseason Points: Cardinals 30, Falcons 24)

ATLANTA VS. BALTIMORE

Series tied, 2-2

1999	Ravens	19-13 (A)(OT)
2002	Falcons	20-17 (A)
2006	Ravens	24-10 (B)
2010	Falcons	26-21 (A)

(Points-Ravens 81, Falcons 69)

ATLANTA VS. BUFFALO

Falcons lead series, 6-4

1973	Bills	17-6 (A)
1977	Bills	3-0 (B)
1980	Falcons	30-14 (B)
1983	Falcons	31-14 (A)
1989	Falcons	30-28 (A)
1992	Bills	41-14 (B)
1995	Bills	23-17 (B)
2001	Falcons	33-30 (A)
2005	Falcons	24-21 (B)
2009	Falcons	31-3 (A)

(Points-Bills 189, Falcons 216)

ATLANTA VS. CAROLINA

Falcons lead series, 22-12

1995	Falcons	23-20 (A)(OT)
	Panthers	21-17 (C)
1996	Panthers	29-6 (C)

	Falcons	20-17 (A)
1997	Panthers	9-6 (A)
	Panthers	21-12 (C)
1998	Falcons	19-14 (C)
	Falcons	51-23 (A)
1999	Falcons	27-20 (A)
	Panthers	34-28 (C)
2000	Falcons	15-10 (C)
	Falcons	13-12 (A)
2001	Falcons	24-16 (A)
	Falcons	10-7 (C)
2002	Falcons	30-0 (A)
	Falcons	41-0 (C)
2003	Panthers	23-3 (C)
	Falcons	20-14 (A) (OT)
2004	Falcons	27-10 (C)
	Falcons	34-31 (A) (OT)
2005	Panthers	24-6 (C)
	Panthers	44-11 (A)
2006	Falcons	20-6 (C)
	Panthers	10-3 (A)
2007	Panthers	27-20 (A)
	Falcons	20-13 (C)
2008	Panthers	24-9 (C)
	Falcons	45-28 (A)
2009	Falcons	28-20 (A)
	Panthers	28-19 (C)
2010	Falcons	31-10 (C)
	Falcons	31-10 (A)
2011	Falcons	31-17 (A)
	Falcons	31-23 (C)

(Points-Falcons 731, Panthers 615)

ATLANTA VS. CHICAGO

Bears lead series, 13-12

1966	Bears	23-6 (C)
1967	Bears	23-14 (A)
1968	Falcons	16-13 (C)
1969	Falcons	48-31 (A)
1970	Bears	23-14 (A)
1972	Falcons	37-21 (C)
1973	Falcons	46-6 (A)
1974	Falcons	13-10 (A)
1976	Falcons	10-0 (C)
1977	Falcons	16-10 (C)
1978	Bears	13-7 (C)
1980	Falcons	28-17 (A)
1983	Falcons	20-17 (C)
1985	Bears	36-0 (C)
1986	Bears	13-10 (A)
1990	Bears	30-24 (C)
1992	Bears	41-31 (C)
1993	Bears	6-0 (C)
1998	Falcons	20-13 (A)
2001	Bears	31-3 (A)
2002	Bears	14-13 (A)
2005	Bears	16-3 (C)
2008	Falcons	22-20 (A)



RECORDS & RESULTS

ALL-TIME RESULTS

2009	Falcons	21-14 (A)
2011	Bears	30-12 (C)
(Points-Bears 471, Falcons 434)		

ATLANTA VS. CINCINNATI

Bengals lead series, 7-5

1971	Falcons	9-6 (C)
1975	Bengals	21-14 (A)
1978	Bengals	37-7 (C)
1981	Bengals	30-28 (A)
1984	Bengals	35-14 (C)
1987	Bengals	16-10 (A)
1990	Falcons	38-17 (A)
1993	Bengals	21-17 (C)
1996	Bengals	41-31 (C)
2002	Falcons	30-3 (A)
2006	Falcons	29-27 (C)
2010	Falcons	39-32 (A)
(Points-Bengals 286, Falcons 266)		

ATLANTA VS. CLEVELAND

Browns lead series, 10-3

1966	Browns	49-17 (A)
1968	Browns	30-7 (C)
1971	Falcons	31-14 (C)
1976	Browns	20-17 (A)
1978	Browns	24-16 (A)
1981	Browns	28-17 (C)
1984	Browns	23-7 (A)
1987	Browns	38-3 (C)
1990	Browns	13-10 (C)
1993	Falcons	17-14 (A)
2002	Browns	24-16 (C)
2006	Browns	17-13 (A)
2010	Falcons	20-10 (C)
(Points-Browns 304, Falcons 191)		

ATLANTA VS. DALLAS

Cowboys lead series, 14-8

Cowboys lead postseason, 2-0

1966	Cowboys	47-14 (A)
1967	Cowboys	37-7 (D)
1969	Cowboys	24-17 (A)
1970	Cowboys	13-0 (D)
1974	Cowboys	24-0 (A)
1976	Falcons	17-10 (A)
*1978	Cowboys	27-20 (D)
*1980	Cowboys	30-27 (A)
1985	Cowboys	24-10 (D)
1986	Falcons	37-35 (D)
1987	Falcons	21-10 (D)
1988	Cowboys	26-20 (D)
1989	Falcons	27-21 (A)
1990	Falcons	26-7 (A)
1991	Cowboys	31-27 (D)
1992	Cowboys	41-17 (A)
1993	Falcons	27-14 (A)

1995	Cowboys	28-13 (A)
1996	Cowboys	32-28 (D)
1999	Cowboys	24-7 (D)
2001	Falcons	20-13 (A)
2003	Falcons	27-13 (D)
2006	Cowboys	38-28 (A)
2009	Cowboys	37-21 (D)
(Regular Season Points: Cowboys 549, Falcons 411)		
(*Postseason Points: Cowboys 57, Falcons 47)		

ATLANTA VS. DENVER

Broncos lead series, 8-4

Broncos lead postseason, 1-0

1970	Broncos	24-10 (D)
1972	Falcons	23-20 (A)
1975	Falcons	35-21 (A)
1979	Broncos	20-17 (A) (OT)
1982	Falcons	34-27 (D)
1985	Broncos	44-28 (A)
1988	Broncos	30-14 (D)
1994	Broncos	32-28 (D)
1997	Broncos	29-21 (A)
*1998	Broncos	34-19 (Mia)
2000	Broncos	42-14 (D)
2004	Falcons	41-28 (A)
2008	Broncos	24-20 (A)
(Regular Season Points: (Broncos 313, Atlanta 244)		
(Postseason Points: Broncos 34, Atlanta 19)		
*Super Bowl XXXIII		

ATLANTA VS. DETROIT

Lions lead series 23-11

1966	Lions	28-10 (D)
1967	Lions	24-3 (D)
1968	Lions	24-7 (A)
1969	Lions	27-21 (D)
1971	Lions	41-38 (D)
1972	Lions	26-23 (A)
1973	Lions	31-6 (D)
1975	Lions	17-14 (A)
1976	Lions	24-10 (D)
1977	Falcons	17-6 (A)
1978	Falcons	14-0 (A)
1979	Lions	24-23 (D)
1980	Falcons	43-28 (A)
1983	Falcons	30-14 (D)
1984	Lions	27-24 (A) (OT)
1985	Lions	28-27 (A)
1986	Falcons	20-6 (D)
1987	Lions	30-13 (A)
1988	Lions	31-17 (D)
1989	Lions	31-24 (A)
1990	Lions	21-14 (D)
1993	Lions	30-13 (D)
1994	Lions	31-28 (D) (OT)
1995	Falcons	34-22 (A)
1996	Lions	28-24 (D)



RECORDS & RESULTS

ALL-TIME RESULTS

1997	Lions28-17 (D)
1998	Falcons24-17 (D)
2000	Lions13-10 (D)
2002	Falcons36-15 (A)
2004	Lions17-10 (A)
2005	Falcons27-7 (D)
2006	Lions30-14 (D)
2008	Falcons34-21 (A)
2011	Falcons23-16 (D)

(Points-Lions 763, Falcons 692)

ATLANTA VS. GREEN BAY

Green Bay leads series, 13-12

Packers lead series, 2-1

1966	Packers56-3 (Mil)
1967	Packers23-0 (Mil)
1968	Packers38-7 (A)
1969	Packers28-10 (GB)
1970	Packers27-24 (GB)
1971	Falcons28-21 (A)
1972	Falcons10-9 (Mil)
1974	Falcons10-3 (A)
1975	Packers22-13 (GB)
1976	Packers24-20 (A)
1979	Falcons25-7 (A)
1981	Falcons31-17 (GB)
1982	Packers38-7 (A)
1983	Falcons47-41 (A-OT)
1988	Falcons20-0 (A)
1989	Packers23-21 (Mil)
1991	Falcons35-31 (A)
1992	Falcons24-10 (A)
1994	Packers21-17 (Mil)
*1995	Packers37-20 (GB)
2001	Falcons23-20 (GB)
2002	Packers37-34 (GB-OT)
*2002	Falcons27-7 (GB)
2005	Packers33-25 (A)
2008	Falcons27-24 (GB)
2010	Falcons20-17 (A)
	^ Packers48-21 (A)
2011	Packers25-14 (A)

(Points-Packers 595, Falcons 499)

(Postseason Points- Packers 92, Falcons 68)

*NFC Wild Card

^ NFC Divisional Round

ATLANTA VS. HOUSTON

Houston leads series, 2-1

2003	Texans17-13 (H)
2007	Falcons26-16 (A)
2011	Texans17-10 (H)

(Points-Texans 50, Falcons 49)

ATLANTA VS. INDIANAPOLIS*

Colts lead series, 13-2

1966	Colts19-7 (A)
1967	Colts38-31 (B)
	Colts49-7 (A)
1968	Colts28-20 (A)
	Colts44-0 (B)
1969	Colts21-14 (A)
	Colts13-6 (B)
1974	Colts17-7 (A)
1986	Colts28-23 (A)
1989	Colts13-9 (I)
1998	Falcons28-21 (A)
2001	Colts41-27 (I)
2003	Colts38-7 (I)
2007	Colts31-13 (A)
2011	Falcons31-7 (I)

(Points-Colts 408, Falcons 230)

*Franchise in Baltimore prior to 1984.

ATLANTA VS. JACKSONVILLE

Jaguars lead series, 3-2

1996	Jaguars19-17 (J)
1999	Jaguars30-7 (A)
2003	Falcons21-14 (A)
2007	Jaguars13-7 (J)
2011	Falcons41-14 (A)

(Points-Falcons 93, Jaguars 87)

ATLANTA VS. KANSAS CITY

Chiefs lead series, 5-2

1972	Chiefs17-14 (A)
1985	Chiefs38-10 (KC)
1991	Chiefs14-3 (KC)
1994	Chiefs30-10 (A)
2000	Falcons29-13 (A)
2004	Chiefs56-10 (KC)
2008	Falcons38-14 (A)

(Points-Chiefs 182, Falcons 114)

ATLANTA VS. MIAMI

Dolphins lead series, 7-4

1970	Dolphins20-7 (A)
1974	Dolphins42-7 (M)
1980	Dolphins20-17 (A)
1983	Dolphins31-24 (M)
1986	Falcons20-14 (M)
1992	Dolphins21-17 (M)
1995	Dolphins21-20 (M)
1998	Falcons38-16 (A)
2001	Dolphins21-14 (M)
2005	Falcons17-10 (M)
2009	Falcons19-7 (A)

(Points-Dolphins 223, Falcons 200)

ATLANTA VS. MINNESOTA



RECORDS & RESULTS

ALL-TIME RESULTS

Vikings lead series, 15-10

Postseason tied, 1-1

1966	Falcons	20-13 (M)
1967	Falcons	21-20 (A)
1968	Vikings	47-7 (M)
1969	Falcons	10-3 (A)
1970	Vikings	37-7 (A)
1971	Vikings	24-7 (M)
1973	Falcons	20-14 (A)
1974	Vikings	23-10 (M)
1975	Vikings	38-0 (M)
1977	Vikings	14-7 (A)
1980	Vikings	24-23 (M)
1981	Falcons	31-30 (A)
*1982	Vikings	30-24 (M)
1984	Vikings	27-20 (M)
1985	Falcons	14-13 (A)
1987	Vikings	24-13 (M)
1989	Vikings	43-17 (M)
1991	Vikings	20-19 (A)
1996	Vikings	23-17 (A)
**1998	Falcons	30-27 (M)(OT)
1999	Vikings	17-14 (A)
2002	Falcons	30-24 (M) (OT)
2003	Vikings	39-26 (A)
2005	Falcons	30-10 (A)
2007	Vikings	24-3 (M)
2008	Falcons	24-17 (M)
2011	Falcons	24-14 (A)

(Regular Season Points-Vikings 582, Falcons 414)

(Postseason Points-Vikings 57, Falcons 54)

*NFC Playoffs

** NFC Championship

ATLANTA VS. NEW ENGLAND

Series tied, 6-6

1972	Patriots	21-20 (NE)
1977	Patriots	16-10 (A)
1980	Falcons	37-21 (NE)
1983	Falcons	24-13 (A)
1986	Patriots	25-17 (NE)
1989	Falcons	16-15 (A)
1992	Falcons	34-0 (A)
1995	Falcons	30-17 (A)
1998	Falcons	41-10 (NE)
2001	Patriots	24-10 (A)
2005	Patriots	31-28 (A)
2009	Patriots	26-10 (NE)

(Points-Falcons 277, Patriots 219)

ATLANTA VS. NEW ORLEANS

Falcons lead series, 45-40

Falcons lead postseason, 1-0

1967	Saints	27-24 (NO)
1969	Falcons	45-17 (A)
1970	Falcons	14-3 (NO)
	Falcons	32-14 (A)
1971	Falcons	28-6 (A)
	Falcons	24-20 (NO)

1972	Falcons	21-14 (NO)
	Falcons	36-20 (A)
1973	Falcons	62-7 (NO)
	Falcons	14-10 (A)
1974	Saints	14-13 (NO)
	Saints	13-3 (A)
1975	Falcons	14-7 (A)
	Saints	23-7 (NO)
1976	Saints	30-0 (NO)
	Falcons	23-20 (A)
1977	Saints	21-20 (NO)
	Falcons	35-7 (A)
1978	Falcons	20-17 (NO)
	Falcons	20-17 (A)
1979	Falcons	40-34 (NO)(OT)
	Saints	37-6 (A)
1980	Falcons	41-14 (NO)
	Falcons	31-13 (A)
1981	Falcons	27-0 (A)
	Falcons	41-10 (NO)
1982	Falcons	35-0 (A)
	Saints	35-6 (NO)
1983	Saints	19-17 (A)
	Saints	27-10 (NO)
1984	Falcons	36-28 (NO)
	Saints	17-13 (A)
1985	Falcons	31-24 (A)
	Falcons	16-10 (NO)
1986	Falcons	31-10 (NO)
	Saints	14-9 (A)
1987	Saints	38-0 (A)
1988	Saints	29-21 (A)
	Saints	10-9 (NO)
1989	Saints	20-13 (NO)
	Saints	26-17 (A)
1990	Falcons	28-27 (A)
	Saints	10-7 (NO)
1991	Saints	27-6 (A)
	Falcons	23-20 (NO)(OT)
	*Falcons	27-20 (NO)
1992	Saints	10-7 (A)
	Saints	22-14 (NO)
1993	Saints	34-31 (A)
	Falcons	26-15 (NO)
1994	Saints	33-32 (NO)
	Saints	29-20 (A)
1995	Falcons	27-24 (NO) (OT)
	Falcons	19-14 (A)
1996	Falcons	17-15 (A)
	Falcons	31-15 (NO)
1997	Falcons	23-17 (NO)
	Falcons	20-3 (A)
1998	Falcons	31-23 (A)
	Falcons	27-17 (NO)
1999	Falcons	20-17 (NO)
	Falcons	35-12 (A)
2000	Saints	21-19 (A)
	Saints	23-7 (NO)
2001	Falcons	20-13 (NO)



RECORDS & RESULTS

ALL-TIME RESULTS

	Saints.....	28-10 (A)
2002	Falcons	37-35 (NO)
	Falcons	24-17 (A)
2003	Saints.....	45-17 (A)
	Saints.....	23-20 (NO) (OT)
2004	Falcons	24-21 (A)
	Saints.....	26-13 (NO)
2005	Falcons	34-31 (NO)
	Falcons	36-17 (A)
2006	Saints.....	23-3 (NO)
	Saints.....	31-13 (A)
2007	Saints.....	22-16 (NO)
	Saints.....	34-14 (A)
2008	Falcons	34-20 (A)
	Saints.....	29-25 (NO)
2009	Saints.....	35-27 (NO)
	Saints.....	26-23 (A)
2010	Falcons	27-24 (NO) (OT)
	Saints.....	17-14 (A)
2011	Saints.....	26-23 (A) (OT)
	Saints.....	45-16 (NO)

(Points-Falcons 1,845, Saints 1,738)

(Postseason Points-Falcons 27, Saints 20)

*NFC Wild Card

ATLANTA VS. N.Y. GIANTS

Series tied, 10-10

Giants lead postseason, 1-0

1966	Falcons	27-16 (NY)
1968	Falcons	24-21 (A)
1971	Giants	21-17 (A)
1974	Falcons	14-7 (New Haven)
1977	Falcons	17-3 (A)
1978	Falcons	23-20 (A)
1979	Giants	24-3 (NY)
1981	Giants	27-24 (A) (OT)
1982	Falcons	16-14 (NY)
1983	Giants	16-13 (A) (OT)
1984	Giants	19-7 (A)
1988	Giants	23-16 (A)
1998	Falcons	34-20 (NY)
2000	Giants	13-6 (A)
2002	Falcons	17-10 (NY)
2003	Falcons	27-7 (NY)
2004	Falcons	14-10 (NY)
2006	Giants	27-14 (A)
2007	Giants	31-10 (A)
2009	Giants	34-31 OT (NY)
2011	Giants	24-2 (NY)

(Points- Giants 363, Falcons, 354)

(Postseason Points-Giants 24, Falcons 2)

^ NFC Wildcard Playoff Game

ATLANTA VS. N.Y. JETS

Falcons lead series, 6-4

1973	Falcons	28-20 (NY)
1980	Jets.....	14-7 (A)
1983	Falcons	27-21 (NY)
1986	Jets.....	28-14 (A)

1989	Jets.....	27-7 (NY)
1992	Falcons	20-17 (A)
1995	Falcons	13-3 (A)
1998	Jets.....	28-3 (NY)
2005	Falcons	27-14 (A)
2009	Falcons	10-7 (NY)

(Points-Jets 179, Falcons 156)

ATLANTA VS. OAKLAND*

Raiders lead series, 7-5

1971	Falcons	24-13 (A)
1975	Raiders	37-34 (O) (OT)
1979	Raiders	50-19 (O)
1982	Raiders	38-14 (A)
1985	Raiders	34-24 (A)
1988	Falcons	12-6 (LA)
1991	Falcons	21-17 (A)
1994	Raiders	30-17 (LA)
1997	Raiders	36-31 (A)
2000	Raiders	41-14 (O)
2004	Falcons	35-10 (A)
2008	Falcons	24-0 (O)

(Points-Raiders 312, Falcons 269)

*Franchise in LA from 1983-1994.

ATLANTA VS. PHILADELPHIA

Eagles lead series, 15-11-1

Eagles lead postseason, 2-1

1966	Eagles	23-10 (P)
1967	Eagles	38-7 (A)
1969	Falcons	27-3 (P)
1970	Tie	13-13 (P)
1973	Falcons	44-27 (P)
1976	Eagles	14-13 (A)
*1978	Falcons	14-13 (A)
1979	Falcons	14-10 (P)
1980	Falcons	20-17 (P)
1981	Eagles	16-13 (P)
1983	Eagles	28-24 (A)
1984	Falcons	26-10 (A)
1985	Eagles	23-17 (P)(OT)
1986	Eagles	16-0 (A)
1988	Falcons	27-24 (P)
1990	Eagles	24-23 (A)
1994	Falcons	28-21 (A)
1996	Eagles	33-18 (A)
1997	Falcons	20-17 (A)
1998	Falcons	17-12 (A)
2000	Eagles	38-10 (P)
#2002	Eagles	20-6 (P)
2003	Eagles	23-16 (A)
^2005	Eagles	27-10 (P)
2005	Falcons	14-10 (A)
2006	Eagles	24-17 (P)
2008	Eagles	27-14 (P)
2009	Eagles	34-7 (A)
2010	Eagles	31-17 (P)
2011	Falcons	35-31 (A)

(Points-Eagles 587, Falcons 491)



RECORDS & RESULTS

ALL-TIME RESULTS

(Postseason Points-Eagles 60, Falcons 30)

* NFC Wild Card

#NFC Divisional Playoff

^NFC Championship Game

ATLANTA VS. PITTSBURGH

Steelers lead series, 12-2-1

1966	Steelers	57-33 (A)
1968	Steelers	41-21 (A)
1970	Falcons	27-16 (A)
1974	Steelers	24-17 (P)
1978	Steelers	31-7 (P)
1981	Steelers	34-20 (A)
1984	Steelers	35-10 (P)
1987	Steelers	28-12 (A)
1990	Steelers	21-9 (P)
1993	Steelers	45-17 (A)
1996	Steelers	20-17 (A)
1999	Steelers	13-9 (P)
2002	Tie	34-34 (P)
2006	Falcons	41-38 (A)
2010	Steelers	15-9 (P) (OT)

(Points-Steelers 452, Falcons 283)

ATLANTA VS. SAN DIEGO

Falcons lead series, 7-1

1973	Falcons	41-0 (SD)
1979	Falcons	28-26 (SD)
1988	Chargers	10-7 (A)
1991	Falcons	13-10 (SD)
1994	Falcons	10-9 (A)
1997	Falcons	14-3 (SD)
2000	Falcons	21-20 (A)
2008	Falcons	22-16 (SD)

(Points-Falcons 156, Chargers 94)

ATLANTA VS. SAN FRANCISCO

49ers lead series, 44-29-1

Falcons lead postseason, 1-0

1966	49ers	44-7 (A)
1967	49ers	38-7 (SF)
	49ers	34-28 (A)
1968	49ers	28-13 (SF)
	49ers	14-12 (A)
1969	Falcons	24-12 (A)
	Falcons	21-7 (SF)
1970	Falcons	21-20 (A)
	49ers	24-20 (SF)
1971	Falcons	20-17 (A)
	49ers	24-3 (SF)
1972	49ers	49-14 (A)
	49ers	20-0 (SF)
1973	49ers	13-9 (A)
	Falcons	17-3 (SF)
1974	49ers	16-10 (A)
	49ers	27-0 (SF)
1975	Falcons	17-3 (SF)
	Falcons	31-9 (A)
1976	49ers	15-0 (SF)

	Falcons	21-16 (A)
1977	Falcons	7-0 (SF)
	49ers	10-3 (A)
1978	Falcons	20-17 (SF)
	Falcons	21-10 (A)
1979	49ers	20-15 (SF)
	Falcons	31-21 (A)
1980	Falcons	20-17 (SF)
	Falcons	35-10 (A)
1981	Falcons	34-17 (A)
	49ers	17-14 (SF)
1982	Falcons	17-7 (SF)
1983	49ers	24-20 (SF)
	Falcons	28-24 (A)
1984	49ers	14-5 (SF)
	49ers	35-17 (A)
1985	49ers	35-16 (SF)
	49ers	38-17 (A)
1986	Tie	10-10 (A)(OT)
	49ers	20-0 (SF)
1987	49ers	25-17 (A)
	49ers	35-7 (SF)
1988	Falcons	34-17 (SF)
	49ers	13-3 (A)
1989	49ers	45-3 (SF)
	49ers	23-10 (A)
1990	49ers	19-13 (SF)
	49ers	45-35 (A)
1991	Falcons	39-34 (SF)
	Falcons	17-14 (A)
1992	49ers	56-17 (SF)
	49ers	41-3 (A)
1993	49ers	37-30 (SF)
	Falcons	27-24 (A)
1994	49ers	42-3 (A)
	49ers	50-14 (SF)
1995	49ers	41-10 (SF)
	Falcons	28-27 (A)
1996	49ers	39-17 (SF)
	49ers	34-10 (A)
1997	49ers	34-7 (SF)
	49ers	35-28 (A)
1998	49ers	31-20 (SF)
	Falcons	31-19 (A)
	*Falcons	20-18 (A)
1999	49ers	26-7 (SF)
	Falcons	34-29 (A)
2000	Falcons	36-28 (A)
	49ers	16-6 (SF)
2001	49ers	16-13 (SF) (OT)
	49ers	37-31 (A) (OT)
2004	Falcons	21-19 (SF)
2007	Falcons	20-16 (A)
2009	Falcons	45-10 (SF)
2010	Falcons	16-14 (A)

(Points-49ers 1,770, Falcons 1,277)

*NFC Divisional Playoffs



RECORDS & RESULTS

ALL-TIME RESULTS

ATLANTA VS. SEATTLE

Seahawks lead series, 8-5

1976	Seahawks	30-13 (S)
1979	Seahawks	31-28 (A)
1985	Seahawks	30-26 (S)
1988	Seahawks	31-20 (A)
1991	Falcons	26-13 (A)
1997	Falcons	24-17 (S)
2000	Seahawks	30-10 (A)
2002	Seahawks	30-24 (A) (OT)
2004	Seahawks	28-26 (S)
2005	Seahawks	21-18 (S)
2007	Falcons	44-41 (A)
2010	Falcons	34-18 (S)
2011	Falcons	30-28 (S)

(Points-Seahawks 348, Falcons 323)

ATLANTA VS. ST. LOUIS*

Rams lead series, 47-26-2

Falcons lead postseason, 1-0

1966	Rams	19-14 (A)
1967	Rams	31-3 (A)
	Rams	20-3 (LA)
1968	Rams	27-14 (LA)
	Rams	17-10 (A)
1969	Rams	17-7 (LA)
	Rams	38-6 (A)
1970	Tie	10-10 (LA)
	Rams	17-7 (A)
1971	Tie	20-20 (LA)
	Rams	24-16 (A)
1972	Falcons	31-3 (A)
	Rams	20-7 (LA)
1973	Rams	31-0 (LA)
	Falcons	15-13 (A)
1974	Rams	21-0 (LA)
	Rams	30-7 (A)
1975	Rams	22-7 (LA)
	Rams	16-7 (A)
1976	Rams	30-14 (A)
	Rams	59-0 (LA)
1977	Falcons	17-6 (A)
	Rams	23-7 (LA)
1978	Rams	10-0 (LA)
	Falcons	15-7 (A)
1979	Rams	20-14 (LA)
	Rams	34-13 (A)
1980	Falcons	13-10 (A)
	Rams	20-17 (LA) (OT)
1981	Rams	37-35 (A)
	Rams	21-16 (LA)
1982	Falcons	34-17 (A)
1983	Rams	27-21 (LA)
	Rams	36-13 (A)
1984	Falcons	30-28 (LA)
	Rams	24-10 (A)
1985	Rams	17-6 (LA)
	Falcons	30-14 (A)
1986	Falcons	26-14 (A)

	Rams	14-7 (LA)
1987	Falcons	24-20 (A)
	Rams	33-0 (LA)
1988	Rams	33-0 (A)
	Rams	22-7 (LA)
1989	Rams	31-21 (A)
	Rams	26-14 (LA)
1990	Rams	44-24 (LA)
	Falcons	20-13 (A)
1991	Falcons	31-14 (A)
	Falcons	31-14 (LA)
1992	Falcons	30-28 (A)
	Rams	38-27 (LA)
1993	Falcons	30-24 (A)
	Falcons	13-0 (LA)
1994	Falcons	31-13 (A)
	Falcons	8-5 (LA)
1995	Rams	21-19 (StL)
	Falcons	31-6 (A)
1996	Rams	59-16 (StL)
	Rams	34-27 (A)
1997	Falcons	34-31 (A)
	Falcons	27-21 (StL)
1998	Falcons	37-15 (A)
	Falcons	21-10 (StL)
1999	Rams	35-7 (StL)
	Rams	41-13 (A)
2000	Rams	41-20 (A)
	Rams	45-29 (StL)
2001	Rams	35-6 (A)
	Rams	31-13 (StL)
2003	Rams	36-0 (StL)
2004	Falcons	34-17 (A)
2005	Falcons	47-17 (A)
2007	Rams	28-16 (StL)
2008	Falcons	31-27 (A)
2010	Falcons	34-17 (StL)

(Points-Rams 1,772, Falcons 1,248)

*Franchise in LA prior to 1995.

^NFC Divisional Playoff

ATLANTA VS. TAMPA BAY

Bucs lead series, 19-18

1977	Falcons	17-0 (TB)
1978	Bucs	14-9 (TB)
1979	Falcons	17-14 (A)
1981	Bucs	24-23 (TB)
1984	Bucs	23-6 (TB)
1986	Falcons	23-20 (TB) (OT)
1987	Bucs	48-10 (TB)
1988	Falcons	17-10 (A)
1990	Bucs	23-17 (TB)
1991	Falcons	43-7 (A)
1992	Falcons	35-7 (TB)
1993	Bucs	31-24 (A)
1994	Falcons	34-13 (A)
1995	Falcons	24-21 (TB)
1997	Bucs	31-10 (A)
1999	Bucs	19-10 (TB)



RECORDS & RESULTS

ALL-TIME RESULTS

2000	Bucs	27-14 (A)	1989	Redskins	31-30 (A)
2002	Bucs	20-6 (A)	1991	Redskins	56-17 (W)
	Bucs	34-10 (TB)	*1991	Redskins	24-7 (W)
2003	Bucs	31-10 (A)	1992	Redskins	24-17 (W)
	Falcons	30-28 (TB)	1993	Redskins	30-17 (W)
2004	Falcons	24-14 (A)	2003	Redskins	33-31 (A)
	Bucs	27-0 (TB)	2006	Falcons	24-14 (W)
2005	Bucs	30-27 (A)	2009	Falcons	31-17 (A)
	Bucs	27-24 (TB)	(Points-Redskins 536, Falcons 393)		
2006	Falcons	14-3 (A)	*NFC Divisional Playoffs		
	Falcons	17-6 (TB)			
2007	Bucs	31-7 (A)			
	Bucs	37-3 (TB)			
2008	Bucs	24-9 (TB)			
	Falcons	13-10 (A) (OT)			
2009	Falcons	20-17 (A)			
	Falcons	20-10 (TB)			
2010	Falcons	27-21 (A)			
	Falcons	28-24 (TB)			
2011	Bucs	16-13 (TB)			
	Falcons	45-24 (A)			
(Points-Bucs 766, Falcons 680)					

ATLANTA VS. TENNESSEE*

Titans lead series, 7-6

1972	Falcons	20-10 (A)
1976	Oilers	20-14 (H)
1978	Falcons	20-14 (A)
1981	Falcons	31-27 (H)
1984	Falcons	42-10 (A)
1987	Oilers	37-33 (H)
1990	Falcons	47-27 (A)
1993	Oilers	33-17 (H)
1996	Oilers	23-13 (A)
1999	Titans	30-17 (T)
2003	Titans	38-31 (A)
2007	Titans	13-10 (T)
2011	Falcons	23-17 (A)

(Points-Falcons 321, Titans 286)

*Franchise in Houston prior to 1997 and known as Houston Oilers; Team name from 1997-98 was Tennessee Oilers; in 1999 team was renamed Tennessee Titans.

ATLANTA VS. WASHINGTON

Redskins lead series, 14-6-1

Redskins lead postseason, 1-0

1966	Redskins	33-20 (W)
1967	Tie	20-20 (A)
1969	Redskins	27-20 (W)
1972	Redskins	24-13 (W)
1975	Redskins	30-27 (A)
1977	Redskins	10-6 (W)
1978	Falcons	20-17 (A)
1979	Redskins	16-7 (A)
1980	Falcons	10-6 (A)
1983	Redskins	37-21 (W)
1984	Redskins	27-14 (W)
1985	Redskins	44-10 (A)



RECORDS & RESULTS

YEAR-BY-YEAR RESULTS

1966 (3-11) 7th EAST CON.

Coach: Norb Hecker

DATE	ATL	OPP	
9/11	LA	14 19	L 54,418
9/18	@ PHI	10 23	L 54,049
9/25	@ DET	10 28	L 47,615
10/2	DAL	14 47	L 56,990
10/9	@ WAS	20 33	L 50,116
10/16	SF	7 44	L 54,788
10/23	@ GB Mil	3 56	L 48,623
10/30	CLE	17 49	L 57,235
11/13	BAL	7 19	L 58,850
11/20	@ NYG	27 16	W 62,746
11/27	@ CHI	6 23	L 44,777
12/4	@ MIN	20 13	W 37,117
12/11	STL	16 10	W 57,169
12/18	PIT	33 57	L 56,229

1969 (6-8) 3rd COASTAL

Coach: Norm Van Brocklin

DATE	ATL	OPP	
9/21	SF	24 12	W 45,940
9/28	@ LA	7 17	L 58,031
10/5	BAL	14 21	L 57,806
10/12	DAL	17 24	L 54,833
10/19	@ SF	21 7	W 28,684
10/26	@ GB	10 28	L 50,861
11/2	LA	6 38	L 58,850
11/9	@ DET	21 27	L 53,242
11/16	CHI	48 31	W 53,722
11/23	@ WAS	20 27	L 50,345
11/30	@ BAL	6 13	L 60,238
12/7	NO	45 17	W 51,021
12/14	@ PHI	27 3	W 60,658
12/21	MIN	10 3	W 52,872

1972 (7-7) 2nd NFC WEST

Coach: Norm Van Brocklin

DATE	ATL	OPP	
9/17	@ CHI	37 21	W 55,701
9/24	@ NE	20 21	L 60,999
10/1	LA	31 3	W 58,850
10/8	DET	23 26	L 58,850
10/15	@ NO	21 14	W 66,294
10/22	@ GB Mil	10 9	W 47,967
10/29	SF	14 49	L 58,850
11/5	@ LA	7 20	L 75,081
11/12	NO	36 20	W 58,850
11/20	@ WAS	13 24	L 53,039
11/26	DEN	23 20	W 58,850
12/3	HOU	20 10	W 58,850
12/10	@ SF	0 20	L 61,214
12/17	KC	14 17	L 58,850

1967 (1-12-1) 4th COASTAL

Coach: Norb Hecker

DATE	ATL	OPP	
9/17	@ BAL	31 38	L 56,715
9/24	@ SF	7 38	L 30,207
10/1	@ GB Mil	0 23	L 49,467
10/8	PHI	7 38	L 53,868
10/15	WAS	20 20	T 56,538
10/22	@ DET	3 24	L 50,601
10/29	MIN	21 20	W 52,859
11/5	@ DAL	7 37	L 54,751
11/12	BAL	7 49	L 58,850
11/19	LA	3 31	L 56,871
11/20	@ NO	24 27	L 83,437
12/3	@ LA	3 20	L 46,395
12/10	SF	28 34	L 51,798
12/17	CHI	14 23	L 54,107

1970 (4-8-2) 3rd NFC WEST

Coach: Norm Van Brocklin

DATE	ATL	OPP	
9/20	@ NO	14 3	W 77,042
9/27	@ GB	24 27	L 56,263
10/4	SF	21 20	W 58,850
10/11	@ DAL	0 13	L 53,611
10/18	@ DEN	10 24	L 50,705
10/25	NO	32 14	W 58,850
11/1	CHI	14 23	L 58,850
11/8	@ LA	10 10	T 67,232
11/15	@ PHI	13 13	T 55,425
11/22	LA	7 17	L 58,850
11/30	MIA	7 20	L 54,036
12/6	@ SF	20 24	L 41,387
12/13	PIT	27 16	W 54,162
12/20	MIN	7 37	L 57,992

1973 (9-5) 2nd NFC WEST

Coach: Norm Van Brocklin

DATE	ATL	OPP	
9/16	@ NO	62 7	W 66,428
9/23	@ LA	0 31	L 64,528
10/1	@ DET	6 31	L 45,519
10/7	SF	9 13	L 58,850
10/14	CHI	46 6	W 58,850
10/21	@ SD	41 0	W 41,527
10/28	@ SF	17 3	W 56,825
11/4	LA	15 13	W 58,850
11/11	@ PHI	44 27	W 63,114
11/19	MIN	20 14	W 58,850
11/25	@ NYJ	28 20	W 61,327
12/2	BUF	6 17	L 58,850
12/9	STL	10 32	L 58,850
12/16	NO	14 10	W 58,850

1968 (2-12) 4th COASTAL

Coach: Norm Van Brocklin (2-9), Norb

DATE	ATL	OPP	
9/14	@ MIN	7 47	L 45,563
9/22	BAL	20 28	L 50,428
9/29	@ SF	13 28	L 27,471
10/6	GB	7 38	L 58,850
10/13	NYG	24 21	W 49,962
10/20	@ LA	14 27	L 54,443
10/27	@ CLE	7 30	L 67,723
11/3	PIT	21 41	L 47,727
11/10	LA	10 17	L 53,979
11/17	@ CHI	16 13	W 44,214
11/24	@ STL	12 17	L 43,246
12/1	@ BAL	0 44	L 60,238
12/8	DET	7 24	L 49,437
12/15	SF	12 14	L 44,977

1971 (7-6-1) 3rd NFC WEST

Coach: Norm Van Brocklin

DATE	ATL	OPP	
9/19	SF	20 17	W 56,990
9/26	@ LA	20 20	T 57,895
10/3	@ DET	38 41	L 54,418
10/10	STL	9 26	L 58,850
10/17	LA	16 24	L 58,850
10/24	NO	28 6	W 58,850
10/31	@ CLE	31 14	W 76,825
11/7	@ CIN	9 6	W 59,604
11/14	NYG	17 21	L 58,850
11/22	GB	28 21	W 58,850
11/28	@ MIN	7 24	L 49,784
12/5	OAK	24 13	W 58,850
12/12	@ SF	3 24	L 44,582
12/19	@ NO	24 20	W 75,954

1974 (3-11) 2nd NFC WEST

Coach: Norm Van Brocklin

DATE	ATL	OPP	
9/15	DAL	0 24	L 57,322
9/22	SF	10 16	L 47,686
9/29	@ NO	13 14	L 62,273
10/6	@ NYG	14 7	W 50,415
10/13	CHI	13 10	W 47,835
10/20	NO	3 13	L 47,127
10/28	@ PIT	17 24	L 48,094
11/3	@ MIA	7 42	L 64,399
11/10	@ LA	0 21	L 70,056
11/17	BAL	7 17	L 41,278
11/24	@ SF	0 27	L 45,435
12/1	LA	7 30	L 18,648
12/7	@ MIN	10 23	L 47,105
12/15	GB	10 3	W 10,020



RECORDS & RESULTS

YEAR-BY-YEAR RESULTS

1975

(4-10) 4th NFC

Coach: Marion Campbell

DATE	ATL	OPP	
9/21	@ STL	20 23	L 42,172
9/28	DET	14 17	L 45,218
10/5	NO	14 7	W 29,444
10/12	@ SF	17 3	W 44,043
10/19	@ LA	7 22	L 64,843
10/26	CIN	14 21	L 45,811
11/2	@ NO	7 23	L 49,342
11/9	@ MIN	0 38	L 43,751
11/16	LA	7 16	L 44,595
11/23	DEN	35 21	W 28,686
11/30	@ OAK	34 37(OT)	L 50,860
12/7	WAS	27 30	L 52,809
12/14	SF	31 9	W 38,501
12/21	@ GB	13 22	L 56,267

1976

(4-10) 4th NFC WEST

Coach: Marion Campbell

DATE	ATL	OPP	
9/12	LA	14 30	L 53,607
9/19	@ DET	10 24	L 50,840
9/26	@ CHI	10 0	W 41,029
10/3	PHI	13 14	L 45,535
10/10	@ NO	0 30	L 51,521
10/17	CLE	17 20	L 33,364
10/23	@ SF	0 15	L 50,240
10/31	NO	23 20	W 34,127
11/7	@ SEA	13 30	L 57,985
11/14	SF	21 16	W 20,058
11/21	DAL	17 10	W 54,992
11/28	@ HOU	14 20	L 25,838
12/4	@ LA	0 59	L 57,366
12/12	GB	20 24	L 23,436

1977

(7-7) 2nd NFC WEST

Coach: Leeman Bennett

DATE	ATL	OPP	
9/18	LA	17 6	W 55,956
9/25	@ WAS	6 10	L 55,031
10/2	NYG	17 3	W 46,374
10/9	@ SF	7 0	W 38,009
10/16	@ BUF	0 3	L 27,348
10/23	@ CHI	16 10	W 49,407
10/30	MIN	7 14	L 59,257
11/6	SF	3 10	L 46,577
11/13	DET	17 6	W 47,451
11/20	@ NO	20 21	L 43,135
11/27	@ TB	17 0	W 43,592
12/4	NE	10 16	L 57,911
12/11	@ LA	7 23	L 52,574
12/18	NO	35 7	W 36,895

1978

(9-7) 2nd NFC WEST

Coach: Leeman Bennett

DATE	ATL	OPP	
9/3	HOU	20 14	W 57,328
9/10	@ LA	0 10	L 46,201
9/17	CLE	16 24	L 56,648
9/24	@ TB	9 14	L 58,072
10/1	NYG	23 20	W 47,765
10/8	@ PIT	7 31	L 48,202
10/15	DET	14 0	W 51,172
10/22	@ SF	20 17	W 34,133
10/30	LA	15 7	W 57,250
11/5	SF	21 10	W 55,468
11/12	@ NO	20 17	W 70,323
11/19	@ CHI	7 13	L 46,022
11/26	NO	20 17	W 55,121
12/3	@ CIN	7 37	L 25,601
12/10	WASH	20 17	W 54,176
12/17	@ STL	21 42	L 40,022

POSTSEASON

DATE	ATL	OPP	
12/24	PHI	14 13	W 49,447
12/31	@ DAL	20 27	L 60,338

1979

(6-10) 3rd NFC WEST

Coach: Leeman Bennett

DATE	ATL	OPP	
9/2	@ NO	40 34(OT)	W 70,940
9/10	@ PHI	14 10	W 55,935
9/16	DEN	17 20 (OT)	L 57,677
9/23	@ DET	23 24	L 56,249
9/30	WAS	7 16	L 56,819
10/7	GB	25 7	W 56,184
10/14	@ OAK	19 50	L 52,900
10/21	@ SF	15 20	L 33,952
10/29	SEA	28 31	L 52,566
11/4	TB	17 14	W 55,150
11/11	@ NYG	3 24	L 60,860
11/19	@ LA	14 20	L 54,097
11/25	NO	6 37	L 42,815
12/2	@ SD	28 26	W 50,198
12/9	LA	13 34	L 49,236
12/16	SF	31 21	W 37,211

1980

(12-4) 1st NFC WEST

Coach: Leeman Bennett

DATE	ATL	OPP	
9/7	@ MIN	23 24	L 44,773
9/14	@ NE	37 21	W 48,321
9/21	MIA	17 20	L 54,479
9/28	@ SF	20 17	W 56,518
10/5	DET	43 28	W 57,652
10/12	NYJ	7 14	L 57,458
10/19	@ NO	41 14	W 62,651
10/26	LA	13 10	W 57,401
11/2	@ BUF	30 14	W 57,959
11/9	@ STL	33 27(OT)	W 48,662
11/16	NO	31 13	W 53,871
11/23	CHI	28 17	W 49,164
11/30	WAS	10 6	W 55,665
12/7	@ PHI	20 17	W 70,205

1980

Continued...

12/14	SF	35 10	W 55,767
12/21	@ LA	17 20(OT)	L 62,469

POSTSEASON

DATE	ATL	OPP	
1/4	DAL	27 30	L 60,022

1981

(7-9) 2nd NFC WEST

Coach: Leeman Bennett

DATE	ATL	OPP	
9/6	NO	27 0	W 57,406
9/13	@ GB	31 17	W 55,382
9/20	SF	34 17	W 56,653
9/27	@ CLE	17 28	L 78,283
10/5	@ PHI	13 16	L 71,488
10/11	LA	35 37	L 57,841
10/18	STL	41 20	W 51,428
10/25	NYG	24 27(OT)	L 48,410
11/1	@ NO	41 10	W 63,637
11/8	@ SF	14 17	L 59,127
11/15	PIT	20 34	L 57,485
11/23	MIN	31 30	W 54,086
11/29	@ HOU	31 27	W 40,201
12/6	@ TB	23 24	L 69,221
12/14	@ LA	16 21	L 57,054
12/20	CIN	28 30	L 35,972

1982

(5-4) 5th NFC WEST*

Coach: Leeman Bennett

DATE	ATL	OPP	
9/12	@ NYG	16 14	W 74,286
9/19	LA Rai.	14 38	L 54,774
11/21	LA Ram.	34 17	W 39,686
11/28	STL	20 23	L 33,411
12/5	@ DEN	34 17	W 75,103
12/12	NO	35 0	W 39,535
12/19	@ SF	17 7	W 53,234
12/26	GB	7 38	L 50,245
1/2	@ NO	6 35	L 47,336

POSTSEASON

DATE	ATL	OPP	
1/9	@ MIN	24 30	L 60,560

Seven games cancelled due to strike.

1983

(7-9) 4th NFC WEST

Coach: Dan Henning

DATE	ATL	OPP	
9/4	@ CHI	20 17	W 60,165
9/11	NYG	13 16(OT)	L 52,850
9/18	@ DET	30 14	W 54,622
9/25	@ SF	20 24	L 57,814
10/2	PHI	24 28	L 50,621
10/9	NO	17 19	L 51,654
10/16	@ LA Ram.	21 27	L 50,404
10/23	@ NYJ	27 21	W 46,878
10/30	NE	24 13	W 47,546
11/6	@ NO	10 27	L 67,062
11/14	LA Ram.	13 36	L 31,203
11/20	SF	28 24	W 32,782
11/27	GB	47 41(OT)	W 35,688
12/4	@ WAS	21 37	L 52,074



RECORDS & RESULTS

YEAR-BY-YEAR RESULTS

1983

Continued...

12/10	@ MIA	24	31	L	56,725
12/18	BUF	31	14	W	31,015

1984

(4-12) 4th NFC WEST

Coach: Dan Henning

DATE	ATL	OPP	
9/2	@ NO	36	28 W 66,652
9/9	DET	24	27(OT)L 49,878
9/16	@ MIN	20	27 L 53,955
9/23	HOU	42	10 W 45,248
9/30	@ SF	5	14 L 57,990
10/7	@ LA	30	28 W 47,832
10/14	NYG	7	19 L 50,268
10/22	LA	10	24 L 52,861
10/28	@ PIT	10	35 L 55,971
11/5	@ WAS	14	27 L 51,301
11/11	NO	13	17 L 40,590
11/18	CLE	7	23 L 28,280
11/25	@ CIN	14	35 L 44,678
12/2	SF	7	35 L 29,644
12/9	@ TB	6	23 L 33,808
12/16	PHI	26	10 W 15,582

1985

(4-12) 4th NFC WEST

Coach: Dan Henning

DATE	ATL	OPP	
9/8	DET	27	28 L 37,785
9/15	@ SF	16	35 L 58,923
9/22	DEN	28	44 L 37,903
9/29	@ LA Ram.	6	17 L 49,870
10/6	SF	17	38 L 44,740
10/13	@ SEA	26	30 L 60,430
10/20	NO	31	24 W 44,784
10/27	@ DAL	10	24 L 57,941
11/3	WAS	10	44 L 42,209
11/10	@ PHI	17	23(OT) L 63,694
11/17	LA Ram.	30	14 W 29,960
11/24	@ CHI	0	36 L 65,790
12/1	LA Rai.	24	34 L 20,585
12/8	@ KC	10	38 L 18,199
12/15	MIN	14	13 W 14,167
12/22	@ NO	16	10 W 37,717

1986

(7-8-1) 3rd NFC WEST

Coach: Dan Henning

DATE	ATL	OPP	
9/7	@ NO	31	10 W 67,950
9/14	STL	33	13 W 46,463
9/21	@ DAL	37	35 W 62,880
9/28	@ TB	23	20(OT) W 38,950
10/5	PHI	0	16 L 57,104
10/12	LA Ram.	26	14 W 51,662
10/19	SF	10	10(OT) T 55,306
10/26	@ LA Ram.	7	14 L 56,993
11/2	@ NE	17	25 L 60,597
11/9	NYJ	14	28 L 53,476
11/16	CHI	10	13 L 55,520
11/23	@ SF	0	20 L 58,747
11/30	@ MIA	20	14 W 53,762
12/7	IND	23	28 L 30,397
12/14	NO	9	14 L 39,994
12/21	@ DET	20	6 W 35,255

1987

(3-12) 4th NFC WEST

Coach: Marion Campbell

DATE		ATL	OPP	
9/13	@ TB	10	48	L 51,250
9/20	WAS	21	20	W 50,882
9/27	@ NO	(Cancelled by strike)		
10/4	PIT	12	28	L 16,667
10/11	SF	17	25	L 8,684
10/18	LA Ram.	24	20	W 15,813
10/25	@ HOU	33	37	L 29,062
11/1	NO	0	38	L 42,196
11/8	@ CLE	3	38	L 71,135
11/15	CIN	10	16	L 25,758
11/22	@ MIN	13	24	L 53,866
11/29	STL	21	34	L 15,909
12/6	@ DAL	21	10	W 40,103
12/13	@ LA Ram.	0	33	L 43,310
12/20	@ SF	7	35	L 54,698
12/27	DET	13	30	L 13,906

1988

(5-11) 4th NFC WEST

Coach: Marion Campbell

DATE	ATL	OPP	
9/4	@ DET	17	31 L 31,075
9/11	NO	21	29 L 48,901
9/18	@ SF	34	17 W 60,168
9/25	@ DAL	20	26 L 39,702
10/2	SEA	20	31 L 28,619
10/9	LA Ram.	0	33 L 30,852
10/16	@ DEN	14	30 L 75,287
10/23	NYG	16	23 L 45,092
10/30	@ PHI	27	24 W 60,091
11/6	GB	20	0 W 29,952
11/13	SD	7	10 L 26,329
11/20	@ LA Rai.	12	6 W 40,967
11/27	TB	17	10 W 14,020
12/4	SF	3	13 L 44,048
12/11	@ LA Ram.	7	22 L 42,828
12/18	@ NO	9	10 L 60,566

1989

(3-13) 4th NFC WEST

Coach: Marion Campbell

DATE	ATL	OPP	
9/10	LA Ram.	21	31 L 38,708
9/17	DAL	27	21 W 55,285
9/24	@ IND	9	13 L 57,816
10/1	@ GB Mil	21	23 L 54,647
10/8	@ LA Ram.	14	26 L 52,182
10/15	NE	16	15 W 39,697
10/22	@ PHO	20	34 L 33,894
10/29	@ NO	13	20 L 65,153
11/5	BUF	30	28 W 45,267
11/12	@ SF	3	45 L 59,914
11/19	NO	17	26 L 53,173
11/26	@ NYJ	7	27 L 40,429
12/3	SF	10	23 L 43,128
12/10	@ MIN	17	43 L 58,116
12/17	WASH	30	31 L 37,501
12/24	DET	24	31 L 7,792

1990

(5-11) 4th NFC WEST

Coach: Jerry Glanville

DATE	ATL	OPP	
9/9	HOU	47	27 W 56,222
9/16	@ DET	14	21 L 48,961
9/23	@ SF	13	19 L 62,858
10/7	NO	28	27 W 57,401
10/14	SF	35	45 L 57,921
10/21	@ LA Ram.	24	44 L 54,761
10/28	CIN	38	17 W 53,214
11/4	@ PIT	9	21 L 57,09
11/11	@ CHI	24	30 L 62,855
11/18	PHI	23	24 L 53,755
11/25	@ NO	7	10 L 68,629
12/2	@ TB	17	23 L 42,839
12/9	PHO	13	24 L 36,222
12/16	@ CLE	10	13 L 46,536
12/23	LA Ram.	20	13 W 30,021
12/30	DAL	26	7 W 50,097

1991

(10-6) 2nd NFC WEST

Coach: Jerry Glanville

DATE	ATL	OPP	
9/1	@ KC	3	14 L 74,246
9/8	MIN	19	20 L 50,936
9/15	@ SD	13	10 W 44,804
9/22	LA Rai.	21	17 W 53,615
9/29	NO	6	27 L 56,556
10/13	@ SF	39	34 W 57,343
10/20	@ PHO	10	16 L 24,124
10/27	LA Ram.	31	14 W 50,187
11/3	SF	17	14 W 51,259
11/10	@ WAS	17	56 L 52,641
11/17	TB	43	7 W 41,274
11/24	@ NO	23	20(OT) W 68,591
12/1	GB	35	31 W 43,270
12/8	@ LA Ram.	31	14 W 35,315
12/15	SEA	26	13 W 55,834
12/22	@ DAL	27	31 L 60,962



RECORDS & RESULTS

YEAR-BY-YEAR RESULTS

1991

Continued...

POSTSEASON

NFC Wild Card Game

12/29 @ NO 27 20 W 68,794

NFC Divisional Playoff Game

1/4/92 @ WAS 7 24 L 55,181

1992

(6-10) 3rd NFC WEST

Coach: Jerry Glanville

DATE	ATL	OPP	
9/6	NYJ	20 17	W 65,585
9/13	@ WAS	17 24	L 54,343
9/20	NO	7 10	L 67,328
9/27	@ CHI	31 41	L 63,528
10/4	GB	24 10	W 63,769
10/11	@ MIA	17 21	L 68,633
10/18	@ SF	17 56	L 63,302
11/1	LA Ram.	30 28	W 62,168
11/9	SF	3 41	L 67,404
11/15	PHO	20 17	W 58,477
11/22	@ BUF	14 41	L 80,004
11/29	NE	34 0	W 54,494
12/3	@ NO	14 22	L 68,591
12/13	@ TB	35 7	W 39,056
12/21	DAL	17 41	L 67,036
12/27	@ LA Ram.	27 38	L 37,706

1993

(6-10) 3rd NFC WEST

Coach: Jerry Glanville

DATE	ATL	OPP	
9/5	@ DET	13 30	L 56,216
9/12	NO	31 34	L 64,287
9/19	@ SF	30 37	L 63,032
9/27	PIT	17 45	L 57,441
10/3	@ CHI	0 6	L 57,441
10/14	LA Ram.	30 24	W 45,231
10/24	@ NO	26 15	W 69,043
10/31	TB	24 31	L 50,647
11/14	@ LA Ram.	13 0	W 37,073
11/21	DAL	27 14	W 67,337
11/28	CLE	17 14	W 54,510
12/05	@ HOU	17 33	L 58,186
12/11	SF	27 24	W 64,688
12/19	@ WAS	17 30	L 50,192
12/26	@ CIN	17 21	L 27,014
1/2	PHO	10 27	L 44,360

1994

(7-9) 3rd NFC WEST

Coach: June Jones

DATE	ATL	OPP	
9/4	@ DET	28 31(OT)	L 60,740
9/11	LA Ram.	31 13	W 55,378
9/18	KC	10 30	L 67,357
9/25	@ WAS	27 20	W 53,238
10/2	@ LA Ram.	8 5	W 34,599
10/9	TB	34 13	W 52,633
10/16	SF	3 42	L 67,298
10/23	@ LA Rai.	17 30	L 42,192
11/6	SD	10 9	W 59,217
11/13	@ NO	32 33	L 60,313
11/20	@ DEN	28 32	L 70,594
11/27	PHI	28 21	W 60,008
12/4	@ SF	14 50	L 60,549
12/11	NO	20 29	L 61,307
12/21	@ GB Mil	17 21	L 54,885
12/27	AZ	10 6	W 35,311

1995

(9-7) 2nd NFC WEST

Coach: June Jones

DATE	ATL	OPP	
9/4	CAR	23 20(OT)	W 58,808
9/10	@ SF	10 41	L 63,627
9/17	@ NO	27 24(OT)	W 57,442
9/24	NYJ	13 3	W 40,778
10/1	NE	30 17	W 47,114
10/12	@ STL	19 21	L 59,700
10/22	@ TB	24 21	W 66,135
10/29	DAL	13 28	L 70,089
11/5	DET	34 22	W 49,619
11/12	@ BUF	17 23	L 62,690
11/19	STL	31 6	W 46,309
11/26	@ AZ	37 40(OT)	L 35,147
12/3	@ MIA	20 21	L 63,395
12/10	NO	19 14	W 54,603
12/17	@ CAR	17 21	L 53,833
12/24	SF	28 27	W 51,785

POSTSEASON

NFC Wild Card

12/31 @ GB 20 37 L 60,453

1996

(3-13) 4th NFC WEST

Coach: June Jones

DATE	ATL	OPP	
9/1	@ CAR	6 29	L 69,522
9/8	MIN	17 23	L 42,688
9/22	PHI	18 33	L 40,107
9/29	@ SF	17 39	L 62,995
10/6	@ DET	24 28	L 58,666
10/13	HOU	13 23	L 35,401
10/20	@ DAL	28 32	L 64,091
10/27	PIT	17 20	L 58,760
11/3	CAR	20 17	W 42,726
11/10	@ STL	16 59	L 58,776
11/17	NO	17 15	W 43,119
11/24	@ CIN	31 41	L 44,868
12/2	SF	10 34	L 46,318
12/8	@ NO	31 15	W 32,923
12/15	STL	27 34	L 26,519
12/22	@ JAC	17 19	L 71,449

1997

(7-9) 3rd NFC WEST

Coach: Dan Reeves

DATE	ATL	OPP	
8/31	@ DET	17 28	L 61,244
9/7	CAR	6 9	L 51,829
9/14	OAK	31 36	L 47,922
9/21	@ SF	7 34	L 60,404
9/28	DEN	21 29	L 48,211
10/12	@ NO	23 17	W 65,619
10/19	SF	28 35	L 53,378
10/26	@ CAR	12 21	L 54,675
11/2	STL	34 31	W 36,583
11/9	TB	10 31	L 46,018
11/16	@ STL	27 21	W 64,299
11/23	NO	20 3	W 48,620
11/30	@ SEA	24 17	W 52,584
12/7	@ SD	14 3	W 46,317
12/14	PHI	20 17	W 42,866
12/21	@ ARZ	26 29	L 32,003

1998

(14-2) 1st NFC WEST

Coach: Dan Reeves

DATE	ATL	OPP	
9/6	@ CAR	19 14	W 65,129
9/13	PHI	17 12	W 46,456
9/27	@ SF	20 31	L 62,296
10/4	CAR	51 23	W 50,724
10/11	@ NYG	34 20	W 71,173
10/18	NO	31 23	W 60,774
10/25	@ NYJ	3 28	L 71,573
11/1	STL	37 15	W 37,996
11/8	@ NE	41 10	W 59,790
11/15	SF	31 19	W 69,828
11/22	CHI	20 13	W 60,804
11/29	@ STL	21 10	W 47,971
12/6	IND	28 21	W 61,141
12/13	@ NO	27 17	W 61,678
12/20	@ DET	24 17	W 67,143
12/27	MIA	38 16	W 69,754

POSTSEASON

Divisional Playoff Game

1/9 SF 20 18 W 70,262

NFC Championship Game

1/17 @ MIN 30 27(OT)W 64,060

SUPER BOWL XXXIII

1/31 vs DEN 19 34 L 74,803



RECORDS & RESULTS

YEAR-BY-YEAR RESULTS

1999 (5-11) 3rd NFC WEST

Coach: Dan Reeves

DATE	ATL	OPP	
9/12	MIN	14 17	L 69,555
9/20	@ DAL	7 24	L 63,663
9/26	@ STL	7 35	L 63,253
10/3	BAL	13 19(OT)	L 50,712
10/10	@ NO	20 17	W 57,289
10/17	STL	13 41	L 51,973
10/25	@ PIT	9 13	L 58,141
10/31	CAR	27 20	W 52,594
11/7	JAC	7 30	L 68,466
11/21	@ TB	10 19	L 65,158
11/28	@ CAR	28 34	L 55,507
12/5	NO	35 12	W 62,568
12/12	@ SF	7 26	L 67,465
12/19	@ TEN	17 30	L 66,196
12/26	ARZ	37 14	W 47,074
1/3	SF	34 29	W 57,980

2000 (4-12) 5th NFC WEST

Coach: Dan Reeves

DATE	ATL	OPP	
9/3	SF	36 28	W 54,626
9/10	@ DEN	14 42	L 75,466
9/17	@ CAR	15 10	W 73,025
9/24	STL	20 41	L 58,761
10/1	@ PHI	10 38	L 65,424
10/8	NYG	6 13	L 50,947
10/15	@ STL	29 45	L 66,019
10/22	NO	19 21	L 56,508
10/29	CAR	13 12	W 46,178
11/5	TB	14 27	L 70,097
11/12	@ DET	10 13	L 74,309
11/19	@ SF	6 16	L 67,447
11/26	@ OAK	14 41	L 55,175
12/3	SEA	10 30	L 44,680
12/17	@ NO	7 23	L 64,900
12/24	KC	29 13	W 41,017

2001 (7-9) 4th NFC SOUTH

Coach: Dan Reeves

DATE	ATL	OPP	
9/9	@ SF	13 16(OT)	L 65,989
9/23	CAR	24 16	W 49,312
9/30	@ ARZ	34 14	W 28,878
10/7	CHI	3 31	L 47,640
10/14	SF	31 37(OT)	L 65,424
10/21	@ NO	20 13	W 70,020
11/4	NE	10 24	L 45,572
11/11	DAL	20 13	W 70,452
11/18	@ GB	23 20	W 59,849
11/25	@ CAR	10 7	W 72,234
12/2	STL	6 35	L 60,787
12/9	NO	10 28	L 68,826
12/16	@ IND	27 41	L 55,603
12/23	BUF	33 30	W 43,320
12/30	@ MIA	14 21	L 73,619
1/6	@ STL	13 31	L 66,033

2002 (9-6-1) 2nd NFC SOUTH

Coach: Dan Reeves

DATE	ATL	OPP	
9/8	@ GB	34 37(OT)	L 63,127
9/15	CHI	13 14	L 68,081
9/22	CIN	30 3	W 68,129
10/6	TB	6 20	L 68,936
10/13	@ NYG	17 10	W 78,728
10/20	CAR	30 0	W 68,056
10/27	@ NO	37 35	W 67,883
11/3	BAL	20 17	W 68,532
11/10	@ PIT	34 34(OT)	T 62,779
11/17	NO	24 17	W 70,382
11/24	@ CAR	41 0	W 72,533
12/1	@ MIN	30 24(OT)	W 63,947
12/8	@ TB	10 34	L 65,648
12/15	SEA	24 30(OT)	L 69,551
12/22	DET	36 15	W 69,307
12/29	@ CLE	16 24	L 73,528

POSTSEASON

NFC Wild Card Game			
1/4	at GB	27 7	W 65,358
NFC Divisional Playoff Game			
1/11	at PHI	6 20	L 66,452

2003 (5-11) 4th NFC SOUTH

Coach: Dan Reeves (3-10) Wade Philips (2-1)

DATE	ATL	OPP	
9/7	@ DAL	27 13	W 64,104
9/14	WAS	31 33	L 70,241
9/21	TB	10 31	L 70,871
9/28	@ CAR	3 23	L 72,765
10/5	MIN	26 39	L 70,427
10/13	@ STL	0 36	L 66,075
10/19	NO	17 45	L 70,837
11/2	PHI	16 23	L 70,064
11/9	@ NYG	27 7	W 78,813
11/16	@ NO	20 23(OT)	L 68,432
11/23	TEN	31 38	L 70,891
11/30	@ HOU	13 17	L 70,388
12/7	CAR	20 14(OT)	W 70,079
12/14	@ IND	7 38	L 57,103
12/21	@ TB	30 28	W 65,572
12/28	JAC	21 14	W 70,266

2004 (11-5) 1st NFC SOUTH

Coach: Jim Mora

DATE	ATL	OPP	
9/12	@ SF	21 19	W 65,584
9/19	STL	34 17	W 70,882
9/26	ARZ	6 3	W 70,534
10/3	@ CAR	27 10	W 73,461
10/10	DET	10 17	L 70,434
10/17	SD	21 20	W 70,187
10/24	@ KC	10 56	L 78,260
10/31	@ DEN	41 28	W 75,083
11/14	TB	24 14	W 70,810
11/21	@ NYG	14 10	W 78,793
11/28	NO	24 21	W 70,521
12/5	@ TB	0 27	L 65,556
12/12	OAK	35 10	W 70,616
12/18	CAR	34 31(OT)	W 70,845
12/26	@ NO	13 26	L 64,900
1/2	@ SEA	26 28	L 66,740

POSTSEASON

NFC Divisional Playoff Game			
1/15	STL	47 17	W 70,709
NFC Championship Game			
1/23	@ PHI	10 27	L 67,717

2005 (8-8) 3rd NFC SOUTH

Coach: Jim Mora

DATE	ATL	OPP	
9/12	PHI	14 10	W 70,806
9/18	@ SEA	18 21	L 66,030
9/25	@ BUF	24 21	W 72,032
10/2	MIN	30 10	W 69,552
10/9	NE	28 31	L 71,079
10/16	@ NO	34 31	W 65,562
10/24	NYJ	27 14	W 70,995
11/6	@ MIA	17 10	W 72,187
11/13	GB	25 33	L 71,001
11/20	TB	27 30	L 70,794
11/24	@ DET	27 7	W 62,390
12/4	@ CAR	6 24	L 73,661
12/12	NO	36 17	W 70,083
12/18	@ CHI	3 16	L 62,170
12/25	@ TB	24 27(OT)	L 65,482
1/1	CAR	11 44	L 70,796



RECORDS & RESULTS

YEAR-BY-YEAR RESULTS

2006 (7-9) 3rd NFC SOUTH

Coach: Jim Mora

DATE	ATL	OPP	
9/10	@ CAR	20 6	W 73,522
9/17	TB	14 3	W 70,828
9/25	@ NO	3 23	L 70,003
10/1	ARZ	32 10	W 68,981
10/15	NYG	14 27	L 70,840
10/22	PIT	41 38	W 71,151
10/29	@ CIN	29 27	W 65,978
11/5	@ DET	14 30	L 60,987
11/12	CLE	13 17	L 70,793
11/19	@ BAL	10 24	L 70,790
11/26	NO	13 31	L 70,933
12/3	@ WAS	24 14	W 86,436
12/10	@ TB	17 6	W 65,691
12/16	DAL	28 38	L 71,102
12/24	CAR	3 10	L 68,834
12/31	@ PHI	17 24	L 69,341

2009 (9-7) 2nd NFC SOUTH

Coach: Mike Smith

DATE	ATL	OPP	
9/13	MIA	19 7	W 67,606
9/20	CAR	28 20	W 67,313
9/27	@ NE	10 26	L 68,756
10/11	@ SF	45 10	W 69,732
10/18	CHI	21 14	W 68,082
10/25	@ DAL	21 37	L 81,521
11/2	@ NO	27 35	L 70,088
11/8	WAS	31 17	W 67,982
11/15	@ CAR	19 28	L 73,239
11/22	@ NYG	31 34 OT	L 78,491
11/29	TB	20 17	W 67,029
12/6	PHI	7 34	L 69,560
12/13	NO	23 26	L 68,930
12/20	@ NYJ	10 7	W 76,866
12/27	BUF	31 3	W 68,887
1/3	@ TB	20 10	W 62,578

2007 (4-12) 4th NFC SOUTH

Coach: Bobby Petrino (3-10) Emmitt Thomas (1-2)

DATE	ATL	OPP	
9/9	@ MIN	3 24	L 62,815
9/16	@ JAC	7 13	L 61,821
9/23	CAR	20 27	L 68,175
9/30	HOU	26 16	W 69,312
10/7	@ TEN	10 13	L 69,143
10/15	NYG	10 31	L 69,828
10/21	@ NO	16 22	L 69,994
11/4	SF	20 16	W 66,049
11/11	@ CAR	20 13	W 73,340
11/18	TB	7 31	L 69,480
11/22	IND	13 31	L 69,845
12/2	@ STL	16 28	L 52,051
12/10	NO	14 34	L 69,553
12/16	@ TB	3 37	L 65,133
12/23	@ ARZ	27 30(OT)	L 64,159
12/30	SEA	44 41	W 64,925

2010 (13-3) 1st NFC SOUTH

Coach: Mike Smith

DATE	ATL	OPP	
9/12	@ PIT	9 15(OT)	L 63,609
9/19	ARZ	41 7	W 66,824
9/26	@ NO	27 24(OT)	W 70,051
10/3	SF	16 14	W 66,874
10/10	@ CLE	20 10	W 65,290
10/17	@ PHI	17 31	L 69,144
10/24	CIN	39 32	W 67,665
11/7	TB	27 21	W 67,266
11/11	BAL	26 21	W 68,474
11/21	@ STL	34 17	W 53,005
11/28	GB	20 17	W 68,204
12/5	@ TB	28 24	W 53,955
12/12	@ CAR	31 10	W 71,235
12/19	@ SEA	34 18	W 67,101
12/27	NO	14 17	L 70,144
1/2	CAR	31 10	W 67,349

POSTSEASON

NFC Divisional Round

1/15	GB	21 48	L 69,210
------	----	-------	----------

2008 (11-5) 2nd NFC SOUTH

Coach: Mike Smith

DATE	ATL	OPP	
9/7	DET	34 21	W 62,310
9/14	@ TB	9 24	L 63,611
9/21	KC	38 14	W 62,434
9/28	@ CAR	9 24	L 72,688
10/5	@ GB	27 24	W 70,610
10/12	CHI	22 20	W 64,096
10/26	@ PHI	14 27	L 69,144
11/2	@ OAK	24 0	W 61,196
11/9	NO	34 20	W 64,826
11/16	DEN	20 24	L 64,358
11/23	CAR	45 28	W 64,841
11/30	@ SD	22 16	W 67,200
12/7	@ NO	25 29	L 70,011
12/14	TB	13 10(OT)	W 65,045
12/21	@ MIN	24 17	W 62,889
12/28	STL	31 27	W 64,617

POSTSEASON

NFC Wild Card

1/3	@ ARZ	24 30	L 62,848
-----	-------	-------	----------

2011 (10-6) 2nd NFC SOUTH

Coach: Mike Smith

DATE	ATL	OPP	
9/11	@ CHI	12 30	L 62,115
9/18	PHI	35 31	W 69,608
9/25	@ TB	13 16	L 46,995
10/2	@ SEA	30 28	W 66,266
10/9	GB	14 25	L 69,576
10/16	CAR	31 17	W 69,047
10/23	@ DET	23 16	W 63,625
11/6	@ IND	31 7	W 65,218
11/13	NO	23 26	L 70,359
11/20	TEN	23 17	W 68,164
11/27	MIN	24 14	W 68,115
12/4	@ HOU	10 17	L 71,545
12/11	@ CAR	31 23	W 72,680
12/15	JAX	41 14	W 68,856
12/26	@ NO	16 45	L 70,086
1/1	TB	45 24	W 68,167

POSTSEASON

NFC Wildcard Round

1/8	@ NYG	2 24	L 79,909
-----	-------	------	----------



RECORDS & RESULTS

FALCONS RADIO NETWORK



WES DURHAM (LEFT) AND DAVID ARCHER (RIGHT)

For the second consecutive season, Lincoln Financial Media is Falcons flagship radio network for all preseason and regular season broadcasts. All 20 Falcons games will be heard on STAR 94, and Sports Radio 790 The Zone.

In addition to the game broadcast, STAR 94 and Sports Radio 790 The Zone will provide listeners with a pre-game show that will include interviews with Head Coach Mike Smith, General Manager Thomas Dimitroff, Quarterback Matt Ryan, and Falcons Team President Rich McKay.

Following the game, fans can stay tuned to STAR 94 and Sports Radio 790 The Zone to catch post-game analysis and exclusive interviews with players and coaches. Fans will still hear the familiar voices of Falcons broadcasters Wes Durham (play-by-play) and former Falcons quarterback Dave Archer (color analyst) calling all of the Falcons action on both stations.

"We are thrilled to be partners with the pre-eminent sports franchise in Atlanta," said Andrew Saltzman, VP/General Manager of Sports Radio 790 the Zone.

"Both Star 94 and Sports Radio 790 the Zone have always been part of the fabric of Atlanta and with the passion for the Falcons at an all-time high right now, we are very excited about our future together."

McKay said Falcons fans will be thrilled with the club's two new media partners.

"We are pleased with both of the new media partners that emerged from our process," McKay said. "Star 94 and Sports Radio 790 The Zone coupled with CBS Atlanta are solid media companies that are committed to providing Falcons fans with the most innovative, complete and comprehensive coverage from a radio and television perspective, respectively. We look forward to a long and successful association with both partners."



RISE UP

HISTORY





HISTORY

TEAM FOUNDER RANKIN M. SMITH



RANKIN M. SMITH — TEAM FOUNDER

“He was a pioneer and a quiet leader. He was a person of great integrity and had a lot of respect from me and my predecessor, Pete Rozelle, and from all of the other owners. He was such a high quality person. He was a person on whose work you could rely on. In the 1960s he was a pioneer in bringing the NFL to Georgia, and particularly in the Southeast.”
– Former NFL Commissioner Paul Tagliabue

Team owner and founder Rankin M. Smith passed away from heart complications just hours before the Falcons October 26, 1997 game at Carolina. Some of the largest footprints on professional, college and high school sports in Atlanta belong to Smith, who founded the Atlanta Falcons in 1966.

Over three decades ago in the early 1960s, Smith began planting the seeds that saw professional sports finally blossom in Atlanta.

Smith was part of a group that formed “Major Sports, Inc.,” with goals of pro sports franchises for Atlanta. That group helped get Atlanta Stadium built by 1965. Major Sports, Inc., later became the Stadium Authority that operated Atlanta-Fulton County Stadium.

Smith paid the highest price in NFL history at the time in 1965 for an NFL franchise. Former commissioner Pete Rozelle and Smith made the deal in about five minutes and the Atlanta Falcons brought the largest and most popular sport to the city of Atlanta.

Smith worked with the city, county and state to build one of the largest facilities for conventions, trade shows and other major events in the world. The spectacular Georgia Dome opened its doors in 1992, giving the Falcons one of the best fan-friendly stadiums in America. Having the Georgia Dome helped bring the Olympic games to Atlanta in 1992.

He was the catalyst and driving force in bringing the most prestigious of all sporting events, the Super Bowl, to Atlanta in 1994. The week-long fanfare and the most-watched TV sport in the world, added a huge economic value to the city and tons of free publicity to lure other events, conventions and meetings to the city. He lobbied hard to bring back the game to Atlanta in 2000.

The date June 30, 1965, will always be remembered as both a termination and a commencement in the history



HISTORY HISTORY CAPSULE

of Atlanta sports. For on that day the end came to the many and disparate struggles to place a professional football team in the Southeast's key metropolis. At the same time the Atlanta Falcons were born and began a storied tenure in the National Football League.

All that had gone before — the successes (an \$18 million stadium to play in) and the near-misses (aborted attempts to place other franchises in the city) — was set aside for the immediate business of fielding a team in little over a year's time.

Prime mover in this task was Rankin Smith, a young insurance executive who had controlling ownership of the Falcons.

Virtually unknown to the general public before that June day, Smith immediately endeared himself to aficionados of the sport by asking a choice rhetorical question at a press conference following his acquisition of the franchise: "Doesn't every adult male in America want to own his own football team?" Not every adult male American has the wherewithal to swing such a deal, but it was comforting to hear that a man is capable of dreams like those of any other guy.

The day's proceedings threw the city into a happy delirium unequalled in the history of football. By the time Smith got back to his insurance office 24 hours later, there had been over 1,000 phone calls for tickets. He had to push his way through stacks of mail. By August, when a contest was completed which resulted in the nickname Falcons, a few of the avid fans even had come to blows in defense of what they believed their adopted team should be called. Several persons suggested the name "Falcons" in a contest, but a school teacher from nearby Griffin, Miss Julia Elliott, was selected winner because of her reasons: "the falcon is proud and dignified, with great courage and fight. It never drops prey. It is deadly and has a great sporting tradition."

By the middle of December, Smith had signed the most coveted college football player in the nation, Texas linebacker Tommy Nobis. By Christmas Eve, when the Falcons cut off a brief 54-day ticket sale requiring almost no promotion, an NFL record had been established for season tickets sold by a new club (45,000).

And in January, Smith surprised the entire athletic fraternity by naming a head coach who never had been mentioned in the perpetual stream of journalistic speculation about the job. But Green Bay Packer assistant Norb Hecker assumed his new post with vigor and immediately embraced the gigantic job of sifting — along with Director of Player Personnel Gene Cronin — a huge list of NFL players made available to the Atlanta expansion team by other teams in the league.

Finally, three men were chosen from each club and these 42 formed the nucleus of the roster Hecker had to work with when he took the team to summer training camp in Black Mountain, North Carolina in early July. Added to this group were the drafted rookies, scores of free agents and a few miscellaneous players obtained in trades. In all, Hecker and his staff were faced with evaluating over 130 men from July to September.

Then, on August 27, in Columbia, South Carolina, the Falcons recorded their first victory, defeating the San Francisco 49ers, 24-17, in a preseason game.

Once the stadium, Atlanta-Fulton County Stadium, was built, Atlantans felt the time was ripe to start pursuing professional football. One independent group which had been active in NFL preseason promotions in Atlanta applied for franchises in both the AFL and the NFL, acting entirely on its own with no guarantee of stadium rights. Another group reported it had deposited earnest money for a team in the AFL.

With everyone running in different directions, some local businessmen worked out a deal and were awarded an AFL franchise on June 7, 1965, contingent upon acquiring exclusive stadium rights from city officials. NFL Commissioner Pete Rozelle, who had been moving deliberately in Atlanta matters, headed on the next plane down to Atlanta to protect his league's claim on the city of Atlanta. He forced the city to make a choice between the two leagues. Of course, on that memorable June 30, Rankin Smith and the NFL were the choice.

The huge void which had been the Southeast without an NFL team was beginning to close. Fans were looking now toward Atlanta. The Falcons expect to be filling that void for a long time.

A new chapter in the history of the Atlanta Falcons began on December 6, 2001. On that day, Arthur M. Blank, the co-founder and retired co-chairman of Atlanta-based Home Depot, reached a preliminary agreement with the Falcons' Taylor Smith to purchase the team. In a special meeting prior to Super Bowl XXXVI in New Orleans on February 2, 2002, NFL owners voted unanimously to approve the purchase.



HISTORY

YEAR-BY-YEAR HISTORY

1966

Rankin M. Smith was awarded, by the National Football League, a franchise for the city of Atlanta for \$8.5 million. At the time there were 14 NFL franchises in existence, eight AFL clubs. Officially, Atlanta became the 23rd professional football club in existence, the 15th in the NFL prior to the merger. An average of 56,526 people filled Atlanta Stadium to watch the Falcons finish their inaugural season at 3-11. The Falcons claimed their first victory on November 20, defeating the New York Giants, 27-16, at storied Yankee Stadium. Head Coach Norb Hecker's team, at the time, became the only expansion team in history not to finish in last place. The Falcons finished in seventh place in a field of eight teams in the NFL's Eastern Conference. The Falcons' first pick in the draft, LB Tommy Nobis, was voted to the Pro Bowl and named Rookie of the Year.

1967

A disappointing second year saw the Falcons finish the season at 1-12-1. While the broad picture looked bleak, there were cameos of excellence that led to a promising future. LB Tommy Nobis was named to his second Pro Bowl and RB Junior Coffey ended the year with 722 yards to finish as the eighth leading rusher in the league and the Falcons' Most Valuable Player.

1968

Norm Van Brocklin was named to replace Norb Hecker as head coach after three games in the season. The 2-12 Falcons won twice after Brocklin's arrival and finished short by a touchdown or less in three other games. DE Claude Humphrey, the Falcons first-round draft choice, was voted NFL Defensive Rookie of the Year for his play at left end. Billy Lothridge, despite having to start at safety, won his second consecutive NFL punting championship. LB Tommy Nobis was also named to his third-straight Pro Bowl.

1969

The Falcons doubled their best victory total ending the season at 6-8. Atlanta started the season with its first victory in a season opener, a 24-12 decision, vs. San Francisco at Fulton-County Stadium. Backup QB Randy Johnson was named NFL Offensive Player of the Week for his four-touchdown effort in the Falcons' 48-31 victory over the Chicago Bears on November 16. RB Harmon Wages scored three touchdowns vs. New Orleans on December 7, as he threw, caught and ran for a touchdown in a 45-17 win. The club would finish the season in its highest place yet in the Coastal Division at third. Seven Falcons were named to the Pro Bowl: RB Jim Butler, QB Bob Berry, LB Greg Brezina, K Bob Etter, T George Kunz, TE Jim Mitchell and DB Ken Reaves.

1970

The Falcons completed their fifth season at 4-8-2,

but were not far away from having their first winning season as four times Atlanta led deep in the fourth quarter (vs. San Francisco, Green Bay, Los Angeles and Philadelphia) only to lose or be tied in the final moments. Quarterback Bob Berry had the franchise's first 300-yard passing game vs. the Packers on September 27 and RB Jim Butler set a new club record in rushing with 127 yards on 17 carries in the home opener vs. the 49ers on October 4. Over 30 million viewers saw the Falcons face the Dolphins in Atlanta's first game nationally on Monday Night Football with Miami prevailing, 20-7. Defensive end Claude Humphrey, T George Kunz and LB Tommy Nobis represented the Falcons at the Pro Bowl.

1971

For the first time in team history, ticket prices are raised. Most seats increase in price from \$6 to \$7.50. Head coach Norm Van Brocklin was elected to the Pro Football Hall of Fame. Furman University in Greenville, South Carolina, becomes the third home of the Falcons' training camp. The Falcon uniform is also changed as the team switches to red jerseys. On November 22, Atlanta wins its first nationally-televised game with a 28-21 victory over Green Bay at home on Monday Night Football. The Falcons post their first winning season in history at 7-6-1, after WR Ken Burrow pulls in a winning touchdown pass from QB Bob Berry with 40 seconds remaining in a 24-20 victory over New Orleans on December 19 in the regular-season finale, but still do not qualify for the postseason. DE Claude Humphrey is named to his second-straight Pro Bowl.

1972

Draft rights for Heisman Trophy winner Pat Sullivan of Auburn are obtained as the Falcons make four deals involving six veterans. RB Dave Hampton scores two touchdowns and rushes for a club record of 161 yards as the Falcons stop Los Angeles, 31-3, on October 1 for the team's first victory ever, in 11 games, over the Rams. Fellow RB Art Malone rushes for 103 yards, marking the first time in Atlanta's seven-year history that two backs

1973

Smashing 35 team records, the Falcons defeat New Orleans in the season opener, 62-7. In one of the most dramatic comebacks in the club's history, Atlanta rebounds to defeat the previously unbeaten Minnesota Vikings, 20-14, before a capacity crowd and national-television audience at Atlanta Stadium. The Falcons finish the season at 9-5 for their most wins and best record ever, but lose out for the playoffs by just one game. Rookie kicking specialist Nick Mike-Mayer, DE Claude Humphrey, DE John Zook and T George Kunz were named to the National Football Conference Pro Bowl team on December 18.



HISTORY YEAR-BY-YEAR HISTORY

1974

Norm Van Brocklin is fired as head coach-general manager after eight games into the season on November 5. Marion Campbell, the Falcons' defensive coordinator since 1969, is named head coach the following day. A record low of 40,202 "no shows" is recorded at Atlanta Stadium as Los Angeles defeats the Falcons, 30-7, in sub-freezing weather on December 1. Rookie QB Kim McQuilken, making his second start of the year, leads the Falcons to a season-closing 10-3 victory over Green Bay to finish the team's record for the year at 3-11. DE Claude Humphrey and C Jeff Van Note are selected to represent Atlanta at the Pro Bowl.

1975

The Falcons trade veteran T George Kunz and a draft choice to Baltimore for the No. 1 pick in the 1975 NFL draft. Atlanta also got the Colts' sixth round choice. QB Steve Bartkowski of California, a consensus All-America, is selected by the Falcons as the No. 1 draft choice on January 28. On February 26, Pat Peppler, instrumental in the construction of two Super Bowl championships at Green Bay (1967 and 1968) and Miami (1973 and 1974), is named the Falcons' new general manager. RB Dave Hampton finally cracked the elusive 1,000-yard Club, by gaining 61 yards in the final game of the season against the Green Bay Packers. Those yards pushed his total to 1,002, making him the first back in Falcons history to gain 1,000 or more yards rushing. Atlanta ended the season at 4-10. The Falcons had two players selected to the Pro Bowl following the season: C Jeff Van Note and P John James.

1976

After the club's fourth loss in five starts, Marion Campbell is fired as head coach. Chairman of the Board Rankin M. Smith Sr. names Pat Peppler interim head coach on October 11. Atlanta exploded for 17 points in the fourth quarter to upset playoff-bound Dallas, 17-10, on Nov. 21, before 54,992 fans at Atlanta-Fulton County Stadium. Under Peppler, the Falcons finish the season 4-10. P John James is selected to his second straight Pro Bowl.

1977

The Falcons begin a complete revamping of the front office. On February 1, former Washington Redskin and Dallas Cowboy QB Eddie LeBaron is named General Manager and Rankin M. Smith, Jr. is named President of the team. Leeman Bennett, an assistant coach with the Los Angeles Rams for four years, is named the Falcons' head coach on February 3. During the season, the Falcons defense established a modern-day NFL record of 129 points allowed in a 14-game season, as the club finishes 7-7. The defense gains the popular nickname "The Gritz Blitz". P John James, DE Claude Humphrey and DB Rolland Lawrence are named to the Pro Bowl.

1978

On March 30, the Falcons announce plans for a new year-round training site and team headquarters to be constructed in Suwanee, Georgia. The team unveiled new uniforms, which featured silver-gray pants on August 19. The Falcons record their first ever shutout in Atlanta-Fulton County Stadium on October 15, with a 14-0 defeat of Detroit. K Tim Mazzetti kicks five field goals to give Atlanta a 15-7 Monday Night victory over the Los Angeles Rams on October 30. On December 16, the Falcons clinch their first ever playoff berth when Chicago defeats Washington as the Falcons close out the season with a 9-7 record. QB Steve Bartowski throws two touchdown passes in the final eight minutes to spark a 14-13 Atlanta win vs. Philadelphia in the NFC Wild card Playoff Game on December 24 for the Falcons first-ever playoff victory. The Falcons lose the next week in the Divisional Playoff Game 27-20 at Dallas after squandering a 20-13 halftime lead.

1979

Rookie RB William Andrews establishes a new club single game rushing record with a 167-yard performance at New Orleans on September 2, in his NFL debut. On September 16, QB Steve Bartowski sets a new franchise record for single game passing with 326 yards on 20 of 29 passing against Denver. Running back Lynn Cain becomes the first Falcon player to ever score three touchdowns in a single game as he catches two and rushes for another against Oakland on October 14. In a 31-21 victory over San Francisco on December 16, records were broken for the season by Andrews with 1,023 yards rushing, WR Wallace Francis with 74 catches for 1,013 yards and by Bartowski with 2,502 passing yards (203-379). The Falcons finish the year at 6-10 and C Jeff Van Note is selected to play in the Pro Bowl.

1980

The Falcons go on a nine-game winning streak, starting with a 41-14 rout of New Orleans, to finish with a 12-4 record to capture the team's first-ever NFC Western Division title. The Falcons nine straight wins and 12 wins on the season are both club bests. In a battle of 12-4 teams in Atlanta, the Falcons build a 27-17 lead over Dallas in the NFC Divisional Playoff game, but are defeated by the Cowboys 30-27 in front of the largest crowd in stadium history (60,022). The year features club records in passing from QB Steve Bartowski (3,544 yards and 31 TDs), rushing by RB William Andrews (1,308 yards) and receiving by WR Alfred Jenkins (1,025 yards) plus LB Al Richardson got a takeaway in nine consecutive games as the team garnered a total of 42 takeaways. A record six Falcons are selected to play in the Pro Bowl: Andrews, Bartowski, Jenkins, C Jeff Van Note, T Mike Kenn and TE Junior Miller.



HISTORY

YEAR-BY-YEAR HISTORY

1981

Trailing Green Bay 17-0 after three quarters on the road, the Falcons erupt for an NFL record tying 31 fourth quarter points in a 31-17 win. The team finishes the year at 7-9 and has a club-record seven members selected to the Pro Bowl: T Mike Kenn, QB Steve Bartkowski, C Jeff Van Note, WR Alfred Jenkins, RB William Andrews, TE Junior Miller and G R.C. Thielemann. The team will look back on seven losses of five points or less as to why they finished with the 7-9 record. The defeats were by 1,2,2,3,3,3 and 5 points.

1982

Season ticket sales are halted after reaching a club record 55,144 as Atlanta finishes the strike-shortened season at 5-4. For the third time in five seasons, the Falcons go to the playoffs with a playoff-clinching 17-7 victory on national-television at San Francisco on December 19. In the opening round of the playoffs at Minnesota, the Falcons special teams score touchdowns on a blocked punt and a fake field goal to help build a 21-13 lead in the second half. But the Vikings rally for 14 points in the 4th quarter to win 30-24. T Mike Kenn, G R.C. Thielemann, C Jeff Van Note and RB William Andrews are selected to the Pro Bowl.

1983

The Falcons end the year with a 7-9 record as new head coach Dan Henning takes over the team. DE Kenny Johnson became only the 12th player in NFL history to score two touchdowns in the same game on interception returns as Atlanta defeats Green Bay 41-34 in overtime. Running back William Andrews sets a new club record with 331 rushing attempts for 1,567 yards. QB Steve Bartkowski has his third 3,000-yard season and set a team mark with a 63.4% completion rate and just a 1.1% interception rate (5 interceptions in 432 passing attempts), while C Jeff Van Note starts his 200th game as a Falcon on December 18.

1984

RB Gerald Riggs takes over for the Falcons' all time leading rusher William Andrews who is out for the season after knee surgery. On opening day at New Orleans, Riggs sets a new club record with 35 attempts for 202 yards in a 36-28 win. This begins the first of three consecutive 1,000-yard seasons for Riggs who carries 483 times over 18 games without fumbling. The Falcons finish the year at 4-12.

1985

PR Billy "White Shoes" Johnson became the NFL's all-time leading punt returner as he gains 58 yards in the season opener versus Detroit on September 8. On the final game of the season, RB Gerald Riggs

runs for 158 yards, his 9th 100-yard game of the year, in a 16-10 win at New Orleans to finish the season with 1,719 yards and leads the NFC in rushing, while being named to the Pro Bowl. The team ends their second straight season at 4-12. Eddie LeBaron, Vice President and CEO, is dismissed, while former Falcon head coach Marion Campbell is hired as defensive coordinator.

1986

The Falcons soared to four straight wins by beating New Orleans, St. Louis, Dallas and Tampa Bay for the best-ever start in club history. On December 14, Atlanta Fulton-County Stadium played host to C Jeff Van Note day as the 18-year veteran center was honored after 246 games. With all his family present, Van Note was presented gifts including a vintage 1957 Chevy (symbolic of his jersey #57 and being a classic). K Mick Luckhurst extended his club record to 117 consecutive PATs, as the team lost seven of their last nine contests to end the year at 7-8-1. G Bill Fralic and RB Gerald Riggs were selected to represent the Falcons at the Pro Bowl.

1987

For the second time in his career, Marion Campbell is named head coach of the team. After being defeated 48-10 at Tampa Bay in the season opener the Falcons rebound claiming victory over the eventual World Champion Washington Redskins 21-20 in front of over 50,000 fans at Fulton-County Stadium on September 20. Also on that day, PR Billy "White Shoes" Johnson added another milestone to his brilliant career by becoming the NFL's all-time leading punt returner by recording his 259th lifetime return. On September 22, the NFL Players Association walk off the job for the second time in five years, but only one game is cancelled. The League's owners decide to continue with replacement players. RB Gerald Riggs becomes the club's all-time leading rusher with 5,987 yards, surpassing William Andrews on December 6. P Rick Donnelly and WR Sylvester Stamps claim a pair of NFL individual titles as they finish the season with the league's punting title with a 44.03 average and a league-best 27.5 kickoff return average, respectively. The Falcons end the year with a 3-12 record, while G Bill Fralic and Riggs are named to the Pro Bowl.

1988

An improving Falcons defense was among the best in the NFL during the second half of the season as Atlanta finishes the '88 campaign at 5-11. Atlanta's "baby boomers" (average age of 25) allowed only six touchdowns over the final seven games. CB Scott Case laid claim to a spot in the Pro Bowl by being named NFC Defensive Player of the Month for November. Case picked off 10 passes on the season to finish atop the league charts and set a Falcons record for interceptions in a season. Running back John Settle put his name in the league record book by becoming the



HISTORY YEAR-BY-YEAR HISTORY

first free agent in NFL history since the 1970 merger to gain 1,000 yards in a season with 1,024 yards. G Bill Fralic joined Case and Settle in the Pro Bowl following the season.

1989

CB Deion "Prime Time" Sanders, who after a lengthy holdout, reports to camp and takes part in practice on Friday and a Saturday walk-through before the season opener versus the Los Angeles Rams. In the first quarter, Sanders returns a punt 68 yards for a touchdown. After hitting a home run for the New York Yankees earlier in the week, it makes him the only modern day athlete to hit a homerun and score a touchdown in the same week. G Bill Fralic goes to a fourth consecutive Pro Bowl, the only guard in the NFL to do so, and is named to the 2nd team of the All-NFL team of the 80's. Rookie WR Shawn Collins leads all NFL rookies and sets a club rookie mark with 58 catches, while Sanders gains post-season recognition by leading all rookie defensive backs with five interceptions and gaining over 1,000 yards in return yardage. Head coach Marion Campbell announces his resignation after 12 games (3-9); leaving assistant head coach Jim Hanifan to take over for the final four games. The team ends the season with a 3-13 mark.

1990

Former Falcons defensive coordinator and Houston Oilers head coach Jerry Glanville accepts the offer to become the Falcons 9th head coach in franchise history. The team announces plans for their 25th Anniversary season that includes going back to the original black jerseys of 1966. In addition, black helmets are unveiled along with the anniversary logo patches for the uniforms. With the number one pick in the draft, Atlanta trades with Indianapolis for six-time Pro Bowl lineman T Chris Hinton, all-rookie WR Andre Rison and the following year's #1 pick. The Falcons close their first-ever undefeated preseason at 4-0 with a 45-14 win over New England. On September 9, Houston comes to town to face Atlanta and their former coach, but the Falcons prevail scoring three defensive touchdowns en route to a 47-27 victory. The Falcons led the NFL with a 3.3 per carry rush defense as the team moved up in over 20 statistical categories from the previous season to finish the year at 5-11. LB Jessie Tuggle led the NFL in tackles with 201 and Rison sets a club mark with 82 pass receptions on his way to a Pro Bowl berth.

1991

The Falcons proved to be one of the most exciting and entertaining teams of the NFL in '91, winning six straight games down the stretch and eight of their last 11 contests, to earn a playoff berth at 10-6. Atlanta had the second most wins in club history with 11 and captured their first road playoff victory at New Orleans. The Falcons also made team history

by sweeping through their NFC West road trips by defeating the Saints, Rams, and 49ers, giving San Francisco their only home loss on the season. A sellout crowd witnessed the Falcons final home game of the 1991 season, as well as Atlanta's final game in Fulton-County Stadium. The Falcons defeated Seattle, 26-13, to run their home win streak to five straight. CBs Deion Sanders and Tim McKyer both co-led the NFC in interceptions with six apiece. Sanders was joined at the Pro Bowl by teammates WR Andre Rison, QB Chris Miller and T Chris Hinton.

1992

On August 23, a sold-out crowd and a national TV audience saw the Falcons win the first-ever football game in the new Georgia Dome, 20-10, over the Philadelphia Eagles. In the regular season opener in the Dome, Atlanta scored on their first four possessions en route to a 20-17 win over the New York Jets before another sellout crowd. The Falcons led the NFL with a club record 33-touchdown passes and became the only team to have 30 or more touchdowns in both '91 and '92. The 336 pass completions were a club season best as were the 194 passing first downs. WR Andre Rison set a club record with 93 receptions and became the first player in NFL history to have 300 catches in their first four years in the league. The Rison-WR Michael Haynes tandem netted 21 touchdowns to lead the NFL for the second straight year (23 in '91). The team finished the season with a 6-10 record as Rison, DB Deion Sanders, LB Jessie Tuggle and special teams standout Elbert Shelley were named to the Pro Bowl.

1993

Led by Pro Bowlers WR Andre Rison, QB Bobby Hebert, S Elbert Shelley and PK Norm Johnson, Atlanta's offense scored over 300 points for the fourth consecutive season. Rison scored a club record 15 TDs and set a new standard for the most receptions in his first five seasons with 394. Hebert finished third in the NFL with a career-high 24 touchdown passes and had the NFL's longest play of the year, a 98-yard strike to WR Michael Haynes. Johnson nearly had a perfect season, connecting on 26-of-27 field goals (.963), while stretching his consecutive FG streak to 26 in-a-row, the second best mark in NFL history. Pro Bowler CB Deion Sanders continued to be an impact player, picking off seven passes while shutting down the league's top receivers. Third-year RB Erric Pegram made a name for himself, rushing for 1,185 yards, the fourth highest total in '93 as the team ended the year for a second straight season at 6-10.

1994

June Jones was named the Falcons' 10th head coach on January 24 replacing Jerry Glanville who resigned following the 1993 season. The '94 season was trademarked by the way the team started and ended each game. The Falcons came out ready to play in the



HISTORY YEAR-BY-YEAR HISTORY

first quarters, rolling up a combined 93-61 advantage in those first 15 minutes of play. Atlanta also had the lead in 14 of the 16 games they played in and led 12 of those 16 games, heading into the fourth quarter only to finish the year with a 7-9 record. In 11 of the 16 games, the Falcons had the lead at the two-minute warning only to falter in the end. Wide receiver Terance Mathis closes out a brilliant season with a club record 111 receptions, the fourth highest total of all-time. His 1,342 receiving yards ranks second on the Atlanta's all-time charts. For his efforts, he is voted to the '95 Pro Bowl along with teammates LB Jessie Tuggle and S Elbert Shelley.

1995

In what would be Atlanta's first playoff season since 1991, the Falcons ended the regular season with a 9-7 mark, while establishing some club and league records along the way. K Morten Andersen, who was signed as a free agent from New Orleans before training camp, sets an NFL- mark with three field goals from beyond 50 yards in one game. Shots from 55, 55 and 51 capped a 19-14 victory over Andersen's former Saints teammates to give Atlanta their first sweep of New Orleans since 1985. Needing a win to make the playoffs, the Falcons pull off the improbable, defeating the defending World Champion 49ers, 28-27, in front of a frenzied crowd at the Georgia Dome on Christmas Eve. Quarterback Bobby Hebert connects with WR Terance Mathis on two touchdowns, including the game-winner, as Mathis makes an incredible run to the end zone with 1:45 remaining. Atlanta establishes an NFL record by having four players each gain 1,000 yards, including WRs Eric Metcalf (1,189), Terance Mathis (1,039), Bert Emanuel (1,039) and RB Craig Heyward (1,083). Quarterback Jeff George, meanwhile, became only the 18th quarterback in league history to have over 4,000 yards passing in a season by finishing with 4,143 yards. LB Jessie Tuggle, S Elbert Shelley, DE Chris Doleman, Andersen and Hayward were named to the Pro Bowl.

1996

Only one season after earning a wild-card berth, Atlanta tied a club-mark for most losses and finished with the third-poorest winning percentage (.188) in team history with a 3-13 mark. A 31-15 victory over the Saints on December 8 snapped a 10-game road losing streak and provided the team with its first NFC West win outside the Georgia Dome since an overtime win in New Orleans on September 17, 1995. In a lone bright spot, RB Jamal Anderson became the seventh Falcons player in club history to rush for over 1,000 yards in a season, gaining 1,055 on the year. With Anderson's accomplishment, the Falcons were the only NFL team to have three different players in the past four years to gain 1,000 yards. On December 23, head coach June Jones was dismissed from the team.

1997

On January 3, Dan Reeves is named the 11th head coach in franchise history as he comes to Atlanta as Executive Vice President of Football Operations/Head Coach. After a difficult 1-7 start, the Falcons went 6-2 in their final eight games to finish 7-9, marking one of the best second-half comebacks in NFL history. QB Chris Chandler came on strong and ranked second in the NFL in QB rating (95.1) on his way to his first Pro Bowl appearance, joining teammate LB Jessie Tuggle. The real story of the season, however, was the tremendous play of the defensive line, which established a club record 55 sacks to rank 2nd in the NFL. DE Chuck Smith (12.0 sacks) and DT Travis Hall (10.5 sacks) led the charge. Team owner and founder Rankin M. Smith passed away on October 26 from heart complications just hours before the Falcons were to play a nationally televised game at Carolina. The 72-year old was remembered at a Tuesday memorial service as a quiet, behind-the-scenes "pioneer" who helped bring professional sports, and other major contributions, to his beloved city of Atlanta.

1998

The Falcons, who jumped from a 7-9 finish in 1997 to a franchise record 14-2 in 1998, specialized in quick turnovers. In one of the more heart felt stories of the year, head coach Dan Reeves underwent quadruple bypass surgery and a mere five weeks later coached his team to a 30-27 overtime victory against Minnesota to capture the NFC Championship that matched the Falcons against the Denver Broncos in Super Bowl XXXIII in Miami. The team accomplished many firsts in 1998 with the first-ever 8-0 home mark, best overall record at 14-2, most points in a season with 442 that included a best 53 touchdowns and a league-high 44 takeaways. Atlanta was paced by RB Jamal Anderson, who set a team record with 1,846 yards rushing, including an NFL high 12 100-yard games. The Falcons dubbed themselves the "Dirty Birds" and Anderson created a touchdown dance to fit the name. The dance, which even consisted of flapping arms to act like wings, was introduced when TE O.J. Santiago celebrated his two-touchdown effort following a 41-10 victory at New England in early November. The fever it generated captivated a national audience as well as brought the Falcons to the front of the Atlanta sports scene. Dan Reeves joining Anderson on stage for a rendition of the "Dirty Bird" following the NFC Championship trophy presentation was a lasting highlight of the team's journey to the Super Bowl. Reeves, who was named NFL Coach of the Year, guided his Falcons to just the second NFC West title in the 33-year history of the franchise. QB Chris Chandler, CB Ray Buchanan, S Eugene Robinson, LB Jessie Tuggle and T Bob Whitfield joined Anderson in representing the Falcons in the Pro Bowl.



HISTORY

YEAR-BY-YEAR HISTORY

1999

The Atlanta Falcons entered the 1999 season with the hopes of defending their 1998 NFC Championship crown and becoming the first NFL team ever to reach the Super Bowl in its own stadium. The Georgia Dome was the site of Super Bowl XXXIV. Unfortunately the setbacks of an 0-4 start led the Falcons to a disappointing 5-11 finish. In Week 2 against the Dallas Cowboys in a Monday Night Football matchup at Texas Stadium, RB Jamal Anderson was lost for the season with a knee injury. The Falcons did reach some milestones through the season. WR Terance Mathis became the club's all-time leader in receptions with a 12-catch, 166-yard performance in a Monday Night Football game at Pittsburgh. LB Jessie Tuggle had his 12th-straight 100-tackle season after finishing with a team-leading 122 total tackles.

2000

After a 2-1 start that included victories over two key NFC West opponents, the Falcons season took a turn for the worse with a 4-12 final record. The Falcons suffered several key injuries including a season-ending foot injury to LB Keith Brooking after five games and LB Jessie Tuggle in the eighth game of the season. RB Jamal Anderson returned to action following a 1999 season-ending knee injury, starting all 16 games and finishing with his fourth 1,000-yard season with 1,024 yards. K Morten Andersen began the season with a five-field goal game vs. San Francisco and then ended the year with five field goals in the season-finale vs. Kansas City. In the process he became the Falcons all-time leader in both field goals and points. Wide receiver Terance Mathis became the club's all-time leader in receiving yards to pass WR Alfred Jenkins in that category. Rookie CB Darrick Vaughn, the Falcons seventh round draft choice, led the NFL with a 27.7 average and three kickoff returns for a touchdown. That average and the three touchdowns are both Falcons single-season high marks.

2001

The 2001 Atlanta Falcons entered Week 15 with a matchup at Miami with a 7-7 record and still alive in the NFC playoff race. Three controversial calls by the officials and two goal line stands by the Dolphins defense ended the Falcons postseason hopes with a 21-14 defeat. The next week the Falcons traveled to St. Louis and lost 31-13 to finish the year with a disappointing 7-9 record. Even with two overtime losses to San Francisco when the Falcons squandered fourth quarter leads, Atlanta jumped to a 6-4 record before winning just one of their remaining six games. Included in the wins was a big 23-20 victory over the Green Bay Packers at Lambeau Field, highlighted by a 352-passing effort by QB Chris Chandler. Long after memories of the disappointing 2001 season end, the year will be remembered for the nucleus of young players that emerged and will hopefully lead

the Falcons to a successful future. Among the group of young players that stood out were Pro Bowl LB Keith Brooking, who had 10 or more tackles in 11 of the team's 16 games, and first-round draft pick QB Michael Vick. Vick had the normal growing pains of any rookie quarterback, but in the Miami game Vick, who played following an elbow injury to Chandler, showed flashes of his potential, completing 11 of 20 passes for 214 yards with a touchdown and gaining 63 yards rushing on five carries. Among his highlights were a 52-yard pass to WR Brian Finneran and a 23-yard scramble for a first down on a 4th and 15 play. A renewed Chandler led the team to a 6-4 record in games where he started and finished, and DE Patrick Kerney had a breakout year with a team-leading 12.0 sacks. The day before the draft, the Falcons obtained the first pick in a trade with San Diego and used the pick on Vick, who is expected to be the quarterback of the future. In another historical move, team President Taylor Smith agreed to sell the team to local businessman Arthur Blank, who was approved by the NFL owners the day before the Super Bowl. A week before the final preseason game the end of an era came upon the Falcons when LB Jessie Tuggle retired following 14 seasons in Atlanta. The example he set helped his replacement Brooking, who was moved from the weakside linebacker spot to the middle, spring to the top of the middle linebacker lists in the NFL with a career-high 167 tackles.

2002

The Atlanta Falcons began the Arthur Blank era with a 9-6-1 record and a berth in the playoffs as a Wild Card participant. Blank helped resurrect the excitement in the Georgia Dome with added value to the fans with increased tailgating, parking and entertainment. The fans responded with every game being sold out. After beginning the year with a 1-3 record, head coach Dan Reeves and QB Michael Vick led the Falcons to an NFL-best eight-game unbeaten streak (7-0-1). The Falcons set records and showcased numerous highlights during that stretch. In a game at Pittsburgh, the Falcons rallied from a 34-17 deficit with just over eight minutes to play to tie the game at 34-34. The Falcons also shutout Carolina two times with a 30-0 victory at the Dome and a 41-0 win in Charlotte. The Falcons finished the season with a team-record 23 rushing touchdowns and a franchise-best eight games with 30 or more points. After finishing 30th in rushing in 1999, 28th in 2000 and 16th in 2001, the Falcons improved to 4th in the NFL in 2002. On the defensive side of the ball, new defensive coordinator Wade Phillips made a switch to a 3-4 defensive alignment that helped the team finish third in interceptions with 24, second in takeaways with 39 and fourth in sacks with 47. In his first season as a starter, Vick earned a Pro Bowl berth to become just the sixth quarterback to be



HISTORY YEAR-BY-YEAR HISTORY

voted to the Pro Bowl in his first year as a starter. Vick rushed for 173 yards in an overtime win at Minnesota, the highest single-game rushing total for an NFL quarterback ever. Vick also had the longest run ever by a Falcons quarterback with a 46-yard game-winning touchdown in overtime against the Vikings. LB Keith Brooking earned his second consecutive Pro Bowl berth after setting a career-high with 212 total tackles. In the postseason, the Falcons became the first team ever to defeat the Green Bay Packers in the postseason at Lambeau Field with a 27-7 win to advance to the second round of the NFC playoffs. The Falcons season came to an end the next week with a 20-6 loss against the Philadelphia Eagles at Veterans Stadium in an NFC Divisional playoff game.

2003

One season removed from a playoff berth and a historical win over Green Bay in the playoffs, the 2003 Falcons fell to 5-11. Injuries and a lack of consistency punctuated the Falcons' 2003 season. QB Michael Vick, who played a large role in the Falcons' push for the playoffs in 2002, suffered a broken right leg in the second preseason game against Baltimore and did not return until the 11th game of the regular season in a relief appearance at Houston. Strong first half efforts would give way to second half heartbreak as the Falcons went 2-6 in the eight games which they led at the half. The Falcons defeated the Dallas Cowboys in the regular season opener, 27-13, before losing their next seven contests. They did not win again until the ninth game of the season when they went on the road and defeated the New York Giants 27-7. The victory gave Falcons head coach Dan Reeves the 200th win of his career. One year after setting the NFL single-game record for most yards rushing by a quarterback, Vick went out and rushed for a 141 yards in his first start of the season against the Panthers. His rushing performance marked the third-highest single game rushing total by a quarterback in NFL history. Three days after the victory against the Panthers, Reeves, who coached the Falcons for seven seasons, was released from his contract on December 10. Defensive coordinator Wade Phillips took over as interim coach for the final three games. In the days leading up to the Buccaneers game in Week 16, Rich McKay, who for the previous eight seasons was general manager of the Buccaneers, was named president and general manager of the Falcons on December 15. Less than two weeks after the conclusion of the season, Jim Mora was named head coach on January 9, 2004. LB Keith Brooking and TE Alge Crumpler were named to the Pro Bowl, with Crumpler earning a starting nod on the NFC squad.

2004

First year Head Coach Jim Mora's fiery, motivating style of coaching becomes contagious and resonates with his team as the Falcons match the best start ever

in team history at 4-0 on their way to a 6-2 halfway record. The aggressive approach on both offense and defense pays off and masks the potential growing pains of new offensive and defensive systems being implemented. The birds clinch just their third division title in team history in high fashion in a 35-10 rout of the Oakland Raiders in Week 14 as RB T.J. Duckett establishes a new team record with four rushing touchdowns. The club finishes the regular season with an 11-5 record, a first round playoff bye, and sets numerous milestones, including leading the NFL in rushing for the first time ever with a team record 2,672 yards and a club-best a 5.1 per carry average, as well as a League-high 48 sacks, which also is the first time that feat has been accomplished. The Falcons defense soars 18 spots from the last in the League in 2003 to 14th in total defense and scoring defense under new architect Ed Donatell. Atlanta blasts St. Louis 47-17 in the Divisional Playoff game at the Georgia Dome in one of the most dominant rushing performances in postseason history, racking up 327 yards rushing, the fourth-highest total ever. The Falcons' dream of a Super Bowl trip is ended the following week in a 27-10 defeat at Philadelphia in the NFC Championship Game, the second NFC Title appearance in team history. Mora garners votes for NFL Coach of the Year and becomes just the 11th head coach in NFL history to capture a Division title in his first season. QB Michael Vick, TE Alge Crumpler, LB Keith Brooking, DE Patrick Kerney and returner Allen Rossum go to the Pro Bowl, the most Falcons players since 1998 Super Bowl season.

2005

The Falcons soar to a 6-2 first half record despite numerous injuries on defense that force rookies into the starting lineup and a shuffling of linebacker positions after five games. Atlanta records a perfect 3-0 mark on Monday Night Football (and 4-1 record in nationally-televised games). The growing pains catch up to the Falcons in the second half of the season though and the team finishes 8-8. Atlanta's offense again leads the NFL in rushing yards with 2,546 yards and average at 4.8. RB Warrick Dunn enjoys a career year with a career-high 1,416 rushing yards en route to earning his Pro Bowl since 2000. TE Alge Crumpler leads the team in receptions with a career-best 65 catches for a career-high 877 receiving yards. QB Michael Vick passes for 2,412 yards with 15 touchdowns and rushes for 597 yards and six scores. LB Keith Brooking leads the club again in tackles with 150 as he moves over to MLB after a season-ending Achilles injury to Edgerton Hartwell in Week 5 forces a chain reaction of wholesale changes in the linebacker department. Rookies such as LB Michael Boley and DL Jonathon Babineux, Chauncey Davis and Darrell Shropshire are pressed into major duty due to injuries. DT Rod Coleman leads all interior linemen with 10.5 sacks. Dunn, Crumpler, Vick, Brooking, Coleman and CB DeAngelo Hall are voted to the Pro Bowl by their



HISTORY YEAR-BY-YEAR HISTORY

peers and are the most Pro Bowlers since the 1998 Super Bowl season.

2006

Similar to the second half of 2005, the Falcons start out 5-2 in first half of play only to limp to 2-7 down the stretch. Head Coach Jim Mora is dismissed from his contract after three years following the 7-9 season. The Falcons lead the NFL in rushing again for the third straight year with a franchise record 2,939 yards, which is the ninth-highest total in NFL history. Michael Vick becomes the first quarterback in League history to rush for over 1,000 yards with 1,039. With RB Warrick Dunn's 1,140 rushing yards, Vick and Dunn become only the fourth set of backfield teammates to both eclipse the century mark in the same season in NFL history. Vick also adds a career-high 20 touchdown passes. TE Alge Crumpler is named to his fourth straight Pro Bowl as he leads the team in receiving and adds a career-high eight touchdowns. CB DeAngelo Hall also is voted to the Pro Bowl but first year as a starter. K Morten Andersen becomes the NFL's all-time leading scorer and all-time leader in career field goals.

2007

The Falcons placed a franchise record 16 players on injured reserve which included seven starters over the course of the season. Atlanta also witnessed its starting quarterback be suspended by the NFL prior to the start of the year while its Head Coach Bobby Petrino left the team following Week 14. With a 4-12 record, the Falcons did see some positive results however. Wide receiver Roddy White became the Falcons first 1,000-yard receiver since 1999 and running back Warrick Dunn became the 22nd player in league history to amass 10,000 career rushing yards. Kicker Morten Andersen and quarterback Chris Redman each received NFC Player of the Week accolades.

2008

In just one season, the Atlanta Falcons rebounded from four wins in 2007 to an 11-5 regular season record and the team's first playoff berth since 2004. The '08 campaign was a year of firsts as first year Head Coach Mike Smith and first year quarterback Matt Ryan became the first rookie head coach and quarterback duo to compete in a playoff contest since 1945 when the Cleveland Rams accomplished the feat. In Smith's stellar first season, he also became only the fourth Head Coach in franchise history to record 11 or more victories in a single year en route to Associated Press Coach of the Year honors. The distinction marked only the second occasion a Falcons coach earned the award in franchise history. The Falcons witnessed an entire team effort in the turnaround as an organization with a fresh look that took the NFL by storm, winning five of their last six games on the way to a second place finish in the NFC South Division. Atlanta garnered two

Pro Bowl selections in running back Michael Turner and wide receiver Roddy White who also made their first visits to the league's all-star game. Quarterback Matt Ryan earned Associated Press Offensive Rookie of the Year honors and was named NFC Rookie of the Month (October), a first in both categories in team history. The Falcons also finished the regular season with five NFC Player of the Week accolades. Turner earned the honor on three occasions, while Ryan was named NFC Offensive Player of the Week after his performance against the Oakland Raiders in Week 9 and wide receiver Harry Douglas was named NFC Special Teams Player of the Week after returning a punt 61 yards against Carolina in Week 12. In his first season with the Falcons, Turner was tied for second in the final NFL MVP voting as he finished second in the league in rushing (1,699 yards) while topping the 1,000-yard plateau for the first time in his career. Turner also posted 17 rushing touchdowns, which set a new franchise record. White also logged a career year as he set a new franchise record with 1,382 receiving yards in a single-season while becoming the first wide receiver in team history to post back-to-back 1,200-yard campaigns. Defensively, John Abraham set a new team record and a personal best with 16.5 sacks, topping the old record of 16.0 held by Joel Williams, which was set in 1980. At the conclusion of the year, Coach Smith (Coach of the Year), Matt Ryan (Rookie of the Year) and General Manager Thomas Dimitroff (Executive of the Year) all earned honors from *Sporting News Magazine*, becoming the first trio in the publication's 132-year history to sweep the awards.

2009

The Falcons concluded the 2009 campaign with a 9-7 record and back to back winning seasons for the first time in the franchise's 44-year history, which includes an 11-5 record in 2008. Atlanta ended the season with three consecutive victories and a series sweep over NFC South Division rival Tampa Bay. After two seasons, Falcons Head Coach Mike Smith compiled a coaching record of 20-12 (.625), which is the second-best winning percentage for an Atlanta head coach in their first two seasons with the team. He sits behind Dan Reeves who totaled a 21-11 mark (.656) from 1997-98. As a starter, quarterback Matt Ryan finished the 2009 campaign with a 6-0 home record and after two seasons is 13-1 starting under center. The 2009 season featured many team and individual accomplishments, but none as impressive as wide receiver Roddy White who finished the season with 85 receptions for 1,153 yards and a career-high 11 touchdowns. He became only the second receiver in franchise history to register three consecutive 1,000-yard receiving seasons. Tight end Tony Gonzalez, who led all tight ends in NFL history at seasons end in receptions (999), yards (11,807) and touchdowns (82), became the 21st player in NFL history to surpass 11,000 career receiving yards. Among other



HISTORY YEAR-BY-YEAR HISTORY

accomplishments, Gonzalez set the Falcons single-season reception record for tight ends with 83. Defensively, Jonathan Babineaux led the team with a career-high six sacks. Cornerback Brent Grimes finished the year with a team-leading six interceptions and safety Thomas DeCoud was named NFC Defensive Player of the Week (6) for his performance against the Chicago Bears.

2010

The Atlanta Falcons finished the 2010 regular season with a 13-3 record, marking the team's second highest win total in franchise history. The Falcons also claimed the NFC South title and earned the top seed as well as home field advantage in the NFC Playoffs. Combined with an 11-5 record in 2008 and a 9-7 record in 2009, Atlanta has now posted three consecutive winning seasons for the first time in club history and has earned two playoff berths in the last three seasons. In 2010, the Falcons sent a franchise record and NFL-best nine players to the Pro Bowl with DE John Abraham, TE Tony Gonzalez, FB Ovie Mughelli, QB Matt Ryan, RB Michael Turner, WR/ST Eric Weems, and WR Roddy White all voted in, while T Tyson Clabo and CB Brent Grimes were added as alternates at the end of the season. The Birds went 7-1 at the Georgia Dome this season, which was tied for the second-best home record in a single-season in franchise history. This is the fifth time in club history that the team has posted a 7-1 home record, including twice under Head Coach Mike Smith. Only the 1998 team posted a better record, going 8-0 at home. Additionally, Atlanta posted a 5-1 record against NFC South opponents. Since 2008, the Falcons are 11-7 against division foes. Ryan had a breakout season in his third year under center, throwing for a career-high 3,705 yards, 28 touchdown passes and a 91.0 passer rating. Meanwhile, White set new franchise records with 115 catches and 1,389 receiving yards. White also posted his fourth straight 1,000-yard season and earned All-Pro honors. For the second time since 2008, the Falcons had a 3,000-yard passer, 1,000-yard receiver, and a 1,000-yard rusher, as Turner led the NFC with 1,371 yards and a team-high 12 touchdowns on the ground. Gonzalez continued his climb in the NFL record books, becoming the first tight end in League history to record 1,000 career receptions and his 1,069 catches ranks sixth all-time and second among all active players. His six touchdown catches in 2010 tied him with WR Don Maynard for 10th on the NFL's all-time touchdown receptions list with 88 career TDs and his 12,463 receiving yards are 15th all-time. Defensively, Abraham regained his 2008 form posting 13.0 sacks and two forced fumbles, while Grimes and S William Moore shared the team lead with five interceptions each and Grimes posted a franchise record 23 passes defended. LB Curtis Lofton led the team in tackles for the second consecutive season with 142 total tackles (101 solo). Atlanta captured the NFC South title for the second time since

the NFL's realignment in 2002 and it was the fourth time in team history that the Falcons won their division (1980, 1998, 2004, 2010).

2011

The Atlanta Falcons concluded the 2011 season with a 10-6 record, marking the first time in franchise history that the team has recorded back-to-back seasons with at least 10 wins and third time in the last four seasons. The Falcons captured the fifth seed in the NFC, notching consecutive playoff berths for the first time in franchise history.

The Falcons also clinched a playoff berth for the third time in the last four seasons. Under Head Coach Mike Smith, the Falcons are the only NFC team to post winning records in each of the last four seasons (2008-11).

Smith has posted a four-year record of 43-21, which is not only the best four-year mark in team history, but ranks among the best records in NFL history for first-time head coaches. Smith is tied with Bill Cowher (Pittsburgh - '92-95), Mike Martz (St. Louis - '00-03), Mike Sherman (Green Bay - '00-03), and Mike Tomlin (Pittsburgh - '07-10) for the fourth-best four-year record among first-time head coaches.

The Birds wrapped up the 2011 campaign in record setting fashion, as QB Matt Ryan, RB Michael Turner and WR Roddy White all established new franchise bests. Ryan broke the franchise record for passing yards in a single season after eclipsing QB Jeff George's club record of 4,143 yards set in 1995. Ryan finished the 2011 season with 4,177 passing yards, 29 touchdown passes and a 92.9 quarterback rating, all career highs. White became the Falcons all-time leading receiver with 7,364 career receiving yards, breaking Terance Mathis' franchise record of 7,349 yards set between 1994 and 2001. The seventh year receiver out of UAB also finished the season with 100 receptions and became the first player in team history to record multiple 100-catch seasons. Turner also got in on the action, breaking Gerald Riggs' franchise record of 48 rushing touchdowns set between 1982 and 1988. "The Burner" led the NFC in rushing yards with 1,340 yards and added 11 touchdowns on the season.

In addition, TE Tony Gonzalez continued his ascension in the NFL record books, becoming the NFL's second all-time leading receiver with his 1,149 career receptions and climbed to 11th in League annals with his 13,338 career receiving yards and was named to his 12th Pro Bowl.

Defensively, the Falcons enjoyed a breakout season from LB Sean Weatherspoon, who finished the season with a career-high 127 tackles (86 solo) and four sacks. LB Curtis Lofton led the team in tackles for the third consecutive year with 167 tackles (101 solo) and added two interceptions. DE John



HISTORY

Abraham continued to wreak havoc on opposing quarterbacks, notching 9.5 sacks and four forced fumbles.



RB MICHAEL TURNER, QB MATT RYAN & WR RODDY WHITE AFTER SETTING FALCONS RECORDS VS. TAMPA BAY (1/1/12)



HISTORY HISTORICAL CALENDAR

THE START

June 30, 1965

The NFL awards a franchise to 41-year-old Rankin M. Smith, Executive Vice President of Life Insurance Company of Georgia, for \$8.5 million. At the time, there were 14 NFL franchises in existence, the 15th in the NFL prior to the merger of the leagues.

THE NICKNAME

Aug. 29, 1965

"Falcons" was suggested by many, with reasons from a school teacher from Griffin, Georgia singled out. Miss Julia Elliott said: "the Falcon is proud and dignified, with great courage and fight. It never drops its prey. It is deadly and has a great sporting tradition." A logo was designed by Wayland Moore Studios.

YOU NEED PLAYERS

Sept. 9, 1965

Halfback Bob Paremore and split end Gary Barnes, who had been in the NFL with the Cardinals and Bears, were the first two players to sign with the Falcons.

THE FIRST DRAFT

Nov. 27, 1965

With the first pick in the entire draft, the Falcons chose Outland Trophy winning linebacker Tommy Nobis from the University of Texas. After being drafted also by Houston of the AFL, he chose the Falcons on Dec. 14 and signed a contract. As the Falcons got two choices in each of the first five rounds, QB Randy Johnson of Texas A&I was the other first round pick by Atlanta. All told, the Falcons gained 25 players in the 20-round draft, the last one being defensive back Bob Riddle from Penn State.

THE HEAD COACH

Jan. 26, 1966

Norb Hecker, 39, left the Green Bay staff of Vince Lombardi to accept the job as the Falcons first Head Coach. He was with Lombardi seven years as they won three world titles and four conference titles. Gene Cronin, the Director of Player Personnel, deserves the distinction of being the first member of the Falcon organization named by Mr. Smith.

HEAD FOR THE MOUNTAINS

March 26, 1966

A YMCA Camp, Blue Ridge Assembly on Black Mountain, N.C. (near Asheville) is selected as the first summer training camp home.

THE MERGER OCCURS

June 8, 1966

The AFL and NFL agree to merge with a Championship Game to be played. The teams would not actually begin playing regular season games until 1970. Atlanta was assigned to the NFL's Western Conference, Coastal Division, with the Los Angeles Rams, Baltimore Colts and San Francisco 49ers.

THE FIRST PRACTICE

July 2, 1966

Training camp opened with some 130 players checking in for physicals and their chance to be an NFL player. One of the camp's visitors was Rev. Billy Graham, who lived just a few miles from the Blue Ridge Assembly. All told, 66 rookies reported with the vets checking in on July 9.

THE FIRST GAME

Aug. 1, 1966

Before 26,072 at Atlanta Stadium, Philadelphia claims a 9-7 win over the Falcons. Trivia fans might want to note that QB Dennis Claridge passed one yard to Tom Wilson for the Falcons first ever touchdown (second quarter) to provide a 7-6 halftime lead.

THIS GAME IS FOR REAL

Sept. 11, 1966

The Los Angeles Rams handed the Falcons a 19-14 loss before 54,418 at Atlanta Stadium. The Rams of George Allen were led by QB Roman Gabriel (294 yards). After a 16-0 lead, Atlanta rallied to make it 16-14 before a third quarter Rams field goal ended the scoring. Pregame ceremonies included Commissioner Pete Rozelle, Governor Carl Sanders, and Mayor Ivan Allen. Falcons running back Ernie Wheelwright ran for 91 yards and caught a pass for 25 more to lead the offense.

THE FIRST POINTS

Sept. 11, 1966

It was the second quarter when QB Randy Johnson hit Gary Barnes for a 53-yard touchdown to officially score the first points for the Atlanta Falcons.

THE FIRST OFFICIAL WIN

Nov. 30, 1966

After nine-straight losses, the Falcons claimed one for the W column at Yankee Stadium (62,746), 27-16. Former Giant Ernie Wheelwright scored two TD's receiving and ran for 51 more yards as QB Randy Johnson hit for a trio of TD's.

TYING AN NFL RECORD WITH FIRST HOME WIN

Dec. 11, 1966



HISTORY HISTORICAL CALENDAR

The Falcons tied an NFL record for an expansion team (Minnesota) by winning a third game. This victim was the St. Louis Cardinals, 16-10, before 57,169. The second win had been at Minnesota with Bobby Riggles returning an interception 62 yards for a touchdown.

ATLANTA'S FIRST ALL-PRO

Dec. 15, 1967

Linebacker Tommy Nobis was named to the AP All-Pro team, a Falcons first. This honor followed his Rookie of the Year performance in 1966 (Bert Bell Award and Pro Football Writers Association).

A NEW REGIME

Oct. 1, 1968

Norm Van Brocklin, formerly head coach of the Vikings, is named to replace Norb Hecker after three games of the season. Two weeks later, his Falcons beat New York, 24-21, in the first meeting between Van Brocklin and his former QB, Fran Tarkenton.

STARTING ON THE RIGHT FOOT

Sept. 21, 1969

Falcons win first season opener ever, beating 49ers, 24-12, before home fans. Rookie Tight End Jim Mitchell scored two TD's and club set team record with 229 yards rushing.

TRIPLE PLAY

Dec. 7, 1969

Harmon Wages had a game to remember in this 45-17 rout of the Saints. The second year back threw for a TD in the first quarter (16 yards to Flatley), then caught a pass for a TD in the second quarter (88 yards), and then ran for a TD in the fourth quarter (66 yards).

A PASSING FEAT

Sept. 27, 1970

In Week Two at Green Bay, QB Bob Berry sets club records with the Franchise's first 300-yard passing game (28-44 for 302), but Packers rally for 27-24 win.

CANNONBALL EXPLODES

Oct. 4, 1970

Jim "Cannonball" Butler, just one week after Berry's passing record, sets a new club rushing record in the home opener against the 49ers. The seven-year veteran set two club records that day. One was for most yards (127 on 17 carries), the other was for most fumbles (4).

NATIONAL TV!

Nov. 30, 1970

Over 30 million Monday Night TV viewers saw their first game from Atlanta as the Miami Dolphins came to town with ABC-TV. Larry Csonka (108) and Mercury Morris (76) ran away with a 20-7 Miami victory.

A HALL OF FAMER

Feb. 23, 1971

Coach Norm Van Brocklin is elected to the Pro Football Hall of Fame.

CATCH THIS ACT

Oct. 3 and Dec. 19, 1971

Rookie sensation Ken Burrow made more yardage receiving in one game than any NFC receiver, and he wrote his name in the club record book TWICE. He had 190 yards at Detroit and duplicated that feat at New Orleans. All of this was done playing the final 11 games with a broken wrist.

A WINNING SEASON

Dec. 19, 1971

In dramatic fashion with 40 seconds left, the Falcons score to beat New Orleans, 24-20, to finish the season at 7-6-1, thus giving them the first winning season in club history.

A COAST TO COAST WIN

Nov. 22, 1971

Falcons win their first Nationally televised game with a 28-21 triumph over Green Bay in Atlanta on Monday Night Football.

"UNOFFICIAL" 1,000

Dec. 17, 1972

Dave Hampton technically was the club's first 1,000-yard rusher. At Kansas City, the veteran running back scampered around end for his 1,000th yard. However, his next carry was a six-yard loss and his final carry a one-yard gain. Thus, he ended at 995, never officially getting his name in the Falcon record book.

LIGHTING UP SCOREBOARD

Sept. 16, 1973

Opening against New Orleans, Falcons smash 35 team records en route to 62-7 victory.

"HARD LUCK" HAMPTON AND FALCONS 1973 Season

After missing by five yards for a 1,000-yard season in 1972, Dave Hampton comes even closer in 1973.



HISTORY HISTORICAL CALENDAR

Needing 87 yards in the finale, he gets just 84 and finishes three yards shy of the magic number. The Falcons are equally close, finishing 9-5 for their most wins and best record ever, but losing out for the playoffs by one game.

TRADING FOR THE FUTURE

Jan. 27, 1975

In order to obtain the rights to the number one pick in the college draft, the Falcons send offensive tackle George Kunz and a draft choice to Baltimore. Falcons also got a 6th round pick (and took LB Fulton Kuykendall).

THE FUTURE IS HERE

Jan. 28, 1975

With that top choice, the Falcons select all-America QB Steve Bartkowski from California.

HOORAY FOR HAMPTON

Dec. 21, 1975

RB Dave Hampton becomes first Falcon to gain 1,000 yards rushing (1,002) with 61 in final game vs. Green Bay.

FRONT OFFICE MOVES

Feb. 1-3, 1977

Former NFL quarterback Eddie LeBaron is named General Manager, with Rankin M. Smith, Jr. assuming the title of President. Two days later, Leeman Bennett, a Rams assistant becomes fifth Head Coach in club history.

ZERO HOUR

Nov. 27, 1977

In shutout of Bucs, Falcons set club record by allowing just 78 total yards. It is also the second '0' performance by the defense on the season, also a club first.

NFL RECORD!

1977 Defense

With 35-7 final win over Saints, Falcons establish new NFL modern day record for 14-game season by allowing just 129 points all year as club finishes 7-7.

JUNE JONES, GRITZ BLITZ GO NATIONAL

Oct. 30, 1978

In their first national TV game in four years, the Falcons lose Bartkowski in 2nd quarter. Enter June Jones, kicker Tim Mazzetti's five field goals, and the hard hitting Gritz Blitz defense and you have a 15-7 upset of the Rams.

"BIG BEN RIGHT"

Nov. 12, 1978

With 2:23 remaining the Falcons were trailing 17-6 at their own 20-yard line at New Orleans. An 80-yard march made it 17-13 with 59 seconds left. With 19 seconds left, Bartkowski threw 57 yards into a cluster where Alfred Jackson caught a pass deflected by Wallace Francis and the Falcons clock struck victory.

CLINCHING A PLAYOFF BERTH THE EASY WAY

Dec. 15, 1978

When Redskins lose to Bears, Falcons are ensured their first playoff berth. The next day, L.A. beat Green Bay to give the Falcons a home field game.

DEALING THE WILD CARD

Dec. 24, 1978

With two TD's in the final eight minutes, the Falcons overcame the rainy weather to win their Playoff game over the Eagles, 14-13. The Christmas Eve present to the fans was not complete until the Eagles missed a 34-yard FG in the final seconds. Merry Christmas!

VALIANT UNDERDOGS

Dec. 30, 1978

As 14-point underdogs in Texas Stadium, the Falcons came ready to win. They jumped out to a 20-13 halftime lead and knocked QB Roger Staubach unconscious just before the half. The home-team Cowboys regained the lead 27-20 as the Falcons marched for a tying score. With 4th-and-1 at the Cowboy 32, the Falcons came up inches short and never got the ball back.

WILLIAM WHO?

Sept. 2, 1979

Third-round draft choice William Andrews made his NFL debut memorable with a 167-yard effort in a 40-34 overtime win at the Superdome. Each team gained over 500 yards offense before Falcons won with special teams interception TD.

ADDING UP THE TOTALS

Dec. 16, 1979

Records were broken for the season by William Andrews with 1,023 yards, by Wallace Francis with 74 catches for 1,013 yards and by Steve Bartkowski with 2,502 yards (203-379).

THE BIGGER THEY ARE, THE HARDER THE FALL

Sept. 28 - Oct. 5, 1980

Undefeated opponents fall on successive weekends



HISTORY HISTORICAL CALENDAR

to the Falcons. First, the 49ers are upset 20-17 at Candlestick, then with a record-breaking 34-point first half, the Lions fall, 43-28.

HOW THE WEST WAS WON

Dec. 14, 1980

Steve Bartkowski's 28th, 29th and 30th TD passes, William Andrews, sixth 100-yard game and a rugged defense led to a 35-10 rout of the 49ers and the Falcons had earned their first-ever NFC Western Division Title. The win was the Falcons ninth straight and 12th of the season, both club bests.

ALOHA

Feb. 1, 1981

Record six Falcons selected to Pro Bowl as Bartkowski passes for new high 178 yards (55 TD to Alfred Jenkins) to lead NFC to 21-7 win.

SEEING IS BELIEVING

Sept. 13, 1981

Green Bay Packer fans were enjoying a 17-0 lead after three quarters, but no one knew what was in store next. In a nine-minute span, the Falcons erupted for an NFL record tying 31 points (4 TD's, 1 FG) to win 31-17.

GOOD NEWS, BAD NEWS

Sept. 20, 1981

Atlanta fans were treated to a 34-17 thumping of the rival 49ers (soon to be Super Bowl bound) and the fastest start in club history, 3-0. The Falcons had now won 12 of the last 13 regular season games and 14 of last 15. Tommy Pridemore even set a club record with a 101-yard interception return. The bad news: three starters were lost in a five-minute span (LB Joel Williams, DE Jeff Mellow and T Warren Bryant).

NUMBERS TO REMEMBER

1981 Season

The team will look back on seven losses of five points or less as to why they were 7-9. The defeats were by 1, 2, 2, 3, 3, 3, and 5 points. Individually, records were set by Steve Bartkowski (3,830 yards), William Andrews (81 catches), Alfred Jenkins (1,358 yards, 13 TD's - 3 in one game), and Mick Luckhurst (114 points). A team high seven Falcons are picked for the Pro Bowl.

NO MORE TICKETS

May 17, 1982

Season ticket sales are halted after reaching a club record 55,144.

BACK ON TRACK

Nov. 21, 1982

In first game after strike, William Andrews gains 207 yards (119 rush, 88 rec.) and rookie Gerald Riggs scores his first two NFL TD's in 34-17 win over Rams. Falcons are 2-1 and thinking playoffs in short season.

A NATIONAL CLINCH

Dec. 19, 1982

With a powerful 17-7 win over the Super Bowl Champion 49ers before a national Sunday Night audience, the Falcons become third NFC team to clinch a playoff berth as they up record to 5-2. Atlanta controlled ball for 43 minutes to 17 for 49ers and ran the ball 57 times for 223 yards.

INDOOR PLAYOFFS

Jan. 9, 1983

Falcons journeyed to Minnesota's Metrodome for the opening round Playoff game and led 7-3 after one quarter and 21-16 after three quarters, but Vikings rallied for 30-24 win. In an oddity, all 24 Falcon points were scored by the special teams (blocked punt for TD, pass to Luckhurst for TD, and FG) and the defense (Glazebrook TD interception).

A TWO-TIME HERO

Nov. 27, 1983

Kenny Johnson became only the 12th player in NFL history to score two TD's in the same game with interceptions. His first one put the Falcons ahead of Green Bay, 41-34, but the Pack came back to force overtime. With another chance to be the hero, Johnson returned an interception 31 yards to win the game.

STATS TO REMEMBER

Dec. 18, 1983

William Andrews sets new club record with 331 rushes for 1,567 yards, Steve Bartkowski has third 3,000-yard season and sets mark with 63.4% completion rate and just 1.1% interception rate (5 in 432), while C Jeff Van Note starts his 200th game as a Falcon.

A NEW LEADER

Sept. 2, 1984

Gerald Riggs gets the starting call and sets a then club records with 35 attempts for 202 yards in 36-28 opening win at the Superdome in New Orleans.

A CATCHY RECORD

Dec. 2, 1984

Receiver Alfred Jackson broke the club record with 11



HISTORY HISTORICAL CALENDAR

catches for 193 yards vs. San Francisco in 35-17 loss.

"WHITE SHOES" IS #1

Sept. 8, 1985

Billy "White Shoes" Johnson becomes the NFL's all-time career punt returner with 58 yards against Detroit.

DETERMINED GERALD

Dec. 22, 1985

With 158 yards in the 16-10 win over New Orleans, Gerald Riggs had a club best nine 100-yard games and a season record 1,719 yards to lead the entire NFC.

A RECORD START

Sept. 1986

The Falcons came out roaring with four straight wins over New Orleans, St. Louis, Dallas and Tampa Bay for the best-ever start in club history. The Cowboys game featured a 10-point rally with a game-winning FG with 20 seconds left and the Bucs game featured a 20-7 come-from-behind win with an overtime FG the decider. Gerald Riggs ran for a touchdown in each game to tie a club mark. The opener also featured the return of William Andrews after a two-year layoff following knee surgery.

A NOTE OF THANKS

Dec. 14, 1986

It was Jeff Van Note day at Atlanta Fulton County Stadium as the 18-year veteran center was honored after 246 games. With all his family present, he was presented gifts, including a vintage 1957 Chevy (symbolic of his #57 and being a classic). Mick Luckhurst extended his club record to 117 consecutive PAT's.

RIGGS' RECORD BREAKING DAY DOOMS DALLAS

Dec. 6, 1987

Gerald Riggs becomes the club's all-time leading rusher, surpassing William Andrews with a five-yard run in the third quarter at Dallas, giving the six-year pro from Arizona State a career total of 5,987 yards. Riggs finishes up the day with 119 yards to help the Falcons break a seven-game losing streak and knock the Cowboys out of the playoffs for the second straight year with a 21-10 victory in Texas Stadium.

MAKING A CASE FOR HIMSELF

Nov. 6-27, 1988

CB Scott Case laid claim to a spot in the Pro Bowl by being named NFC Defensive Player of the Month for November. Case intercepted five passes (two each vs. Packers and Raiders), registered a forced fumble and QB sack and made 20 tackles with nine passes defended to help the Falcons to a 3-1 record during the month.

SETTLE-ING FOR A PLACE IN HISTORY

Dec. 18, 1988

RB John Settle put his name in the League's record book by becoming the first undrafted free agent in NFL history since the 1970 merger to gain 1,000 yards in a season as he rushed for 66 yards against the Saints to finish with 1,024. Paul Lowe (Chargers) and Clem Daniels (Raiders) of the AFL were the only other undrafted players to accomplish the feat (in 1963 and 1965). The former Appalachian State star was fourth in the NFL in total yards (1,594) and the club leader in receptions with 68 as he garnered his first trip to the Pro Bowl.

A CASE OF A PERFECT 10

Dec. 18, 1988

CB Scott Case picked off his 10th pass of the year against the Saints to finish atop the NFL charts. Case set a new Falcon record for interceptions in a season eclipsing the old mark of nine by Rolland Lawrence in 1975. The Oklahoma product stole seven passes in the second half of the season when the Falcons defense began to gel.

PRIME TIME SCORES TWICE

1989

Deion "Prime Time" Sanders ends his lengthy Sept. contract holdout and reports to camp. He takes a Friday practice and Saturday walk through and puts on the football pads for the first time in seven months in the season opener vs. the Rams. In the first quarter, Deion returns his second career punt 68 yards for a touchdown. After hitting a home run for the New York Yankees earlier that week, it makes him the only modern day athlete to hit a HR and score a TD in the same week.

GOOD JOB

Dec. 1989

Guard Bill Fralic goes to a fourth consecutive Pro Bowl (the only guard in the NFL to do so). Rookie WR Shawn Collins leads all NFL rookies and sets a club rookie mark with 58 catches, while fellow rookie Deion Sanders gains post-season recognition by leading all rookie DB's with five thefts and gaining over 1,000 yards in returns.



HISTORY HISTORICAL CALENDAR

BACK IN BLACK

March 20, 1990

The Falcons announce plans for their 25th Anniversary season that include going back to their original black jerseys of 1966. In addition, black helmets are unveiled along with the 25th anniversary logo patches for the uniforms.

SHOWSTOPPING TRADE

April 20, 1990

With the number one pick overall in the draft, the Falcons deal with the Colts for six-time Pro Bowl lineman, Chris Hinton, all-rookie WR Andre Rison, and next year's #1 pick.

THAT'S SUPER

May 23, 1990

Falcons owner Rankin Smith leads the way in securing Super Bowl XXVIII for the city of Atlanta at the NFL Owners Meetings in Dallas.

NATIONAL TV

Oct. 28, 1990

With a national TV audience watching for the first time since 1984, the Falcons storm the Cincinnati Bengals, 38-17. The prime time viewers see "Prime Time" Deion Sanders set a club record with a 79-yard punt return TD in what was TNT's highest rated game of the season.

TWO-TIMER

Jan. 30, 1991

CB Deion Sanders becomes both an Atlanta Brave and an Atlanta Falcon as he signs a baseball contract. He's the first to play two sports in the same city in 30 years.

BIG BEN III RINGS

Nov. 3, 1991

QB Billy Joe Tolliver, subbing for injured Chris Miller, lofted a 44-yard "Big Ben" pass caught in a crowd of seven players by WR Michael Haynes with nine seconds remaining. That gave the Falcons a 17-14 victory and season sweep over the San Francisco 49ers. San Francisco had just taken the lead with only 53 seconds left in the game.

COMING UP 3'S

Nov. 17, 1991

The Falcons go on a scoring spree in the second quarter and set a new club record for most points in one quarter with 33. WR Andre Rison scores 3 TD's

(18 of the 33 points) with scores of 39, 12 and 15 yards. Rison also tied a club record for most points scored by an individual in a game. The 33 in a quarter were seventh highest ever in NFL history.

WEST COAST SWEEP

1991

Atlanta recorded an NFL rarity by sweeping all western opponents either on the road or at home. The Falcons were 7-0, defeating the Rams and the 49ers twice, along with the Raiders, Chargers and the Seahawks. Atlanta was the only team in 1991 to defeat the 49ers in Candlestick Park.

LONG FLIGHTS

1991

WR Michael Haynes led the entire NFL in average yardage per catch with a 22.4 rate (the NFL's highest since 1983). Mike had 50 receptions on the year for 1,122 yards and 11 touchdowns. His 11 touchdown catches averaged 44.9 yards per play as he recorded 12 receptions over 30 yards.

PRINCE OF THIEVES

1991

CB's Deion Sanders and CB Tim McKyer both co-lead the NFC in interceptions with six thefts apiece.

THE TUGGLE STRUGGLE

1991 Season

Falcon LB Jessie Tuggle, who had over 200 tackles the previous two seasons, had led the entire NFL in tackles, only to be forgotten when All-Pro teams and Pro Bowl selections were made. A 1992 Pro Bowl selection rejection, Tuggle was finally recognized as a first team All-Pro pick by *Sports Illustrated*.

ROAD KILL

1991 Season

The Falcons made club history as they swept through their NFC West road trips by defeating the Rams 31-14 in Anaheim, dropping New Orleans in overtime 23-20 at the Superdome, and by giving the 49ers their only loss in 1991 at Candlestick Park 39-34. This was the first time ever the birds had beaten all their division rivals on the road.

ONE LAST TIME A FINAL GAME OUTDOORS

Dec. 15, 1991

A sellout crowd witnessed the Falcons' final home game of the 1991 season, as well as the birds' final game



HISTORY HISTORICAL CALENDAR

in Fulton-County Stadium. Atlanta defeated the Seattle Seahawks 26-13, to run their home win streak to five straight. NFL thieves Tim McKyer and Deion Sanders combined on a 55-yard interception and lateral for a memorable touchdown. On hand with the 59,000 fans were entertainer MC Hammer, World Heavy Weight Champion Evander Holyfield, singer Wayne Newton, and popular country group Diamond Rio.

PLAYOFF WIN

Dec. 29, 1991

On the road at arch-rival New Orleans on ABC's national TV, the Falcons came from 10 points down to win their first-ever Playoff game away from home. New Orleans native Michael Haynes scored two touchdowns, including the game winning 61-yarder

THE FIRST GAME IN THE NEW DOME

Aug. 23, 1992

A sold-out crowd (66,834 actual) and a national TV audience (ABC) on this Sunday afternoon saw the Falcons win the first-ever game in the new Georgia Dome, 20-10, over the Philadelphia Eagles. While Eagles' Ian Howfield kicked a 33-yard field goal for the first points ever, the Falcons hooked up on their first play in the Dome for a 76-yard TD pass - Chris Miller to Michael Haynes. All fans received a special souvenir ticket and commemorative pin.

THIS FIRST ONE COUNTS AS A "W"

Sept. 6, 1992

In the regular season opener in the Dome, the Falcons scored on their first four possessions en route to a 20-17 win over the New York Jets before a sellout of 65,585. The first play saw rookie RB Tony Smith run for 32 yards and the first points came on a Norm Johnson 25-yard field goal. Just 17 seconds later, the Falcons scored the first TD in the Dome on a Chris Miller to Michael Haynes pass of 14 yards. Miller and Haynes hooked up again on an 11-yard play later in the first quarter as the Birds ran up a 17-0 lead. In the second period, Norm Johnson tied a club record with a 54-yard field goal. Miller's 72% passing (21-29) and 117 yards from the ground game led the Falcons to victory.

DOUBLE DUTY

Oct. 11, 1992

Deion Sanders pulled off yet another first by participating in two pro sports in the SAME DAY. On Saturday night, he played in the Braves playoff game in Pittsburgh, flew to Miami to play for the Falcons, then flew back to Pittsburgh for a game Sunday night. His presence helped the Falcons hold Dan Marino to a rare game without a TD pass, but the Falcons lost a 17-7 third quarter lead to bow, 21-17.

SHUT 'EM OUT

Nov. 29, 1992

The Falcons defense posted the first shutout since 1988 in a 34-0 rout of the New England Patriots. Atlanta allowed just 15 net yards passing, second best in club history, and just 105 total yards with five QB sacks, two pass interceptions (both by Deion) and two fumble recoveries. Rookie Tony Smith had another hot day with an 8.1 rush average (10-81-1 td) and a 15-yard average on PR (5-75) for 151 yards.

OF PASSING INTEREST

1992 Season

The Falcons led the NFL with a club record 33 TD passes and became the only team to have 30 or more TD's in both '91 and '92. The 336 pass completions were a club season best as were the 194 passing first downs. Andre Rison set a club record with 93 receptions and became the first player in NFL history to have 300 catches in their first four years in the League. The Rison-Haynes tandem netted 21 TD's to lead the NFL for a second straight year (23 in '91). Mike Pritchard's 77 catches were the 5th most in club history, 9th in the NFL. Wade Wilson finished with three consecutive 300-yard games (324, 342, 374) and 10 TD's in those three games and two consecutive 30-completion games.

OFFENSIVE WARFARE

1993 Season

Led by Pro Bowlers Andre Rison, Bobby Hebert and Norm Johnson, Atlanta's offense scored over 300 points for the fourth consecutive season. Rison scored a club-record 15 TD's, and set a new standard for most receptions in his first five seasons with 394. Hebert, meanwhile, finished third in the NFL with a career-high 24 TD passes and had the NFL's longest play of the year, a 98-yard TD strike to Michael Haynes. Johnson nearly had a perfect season, connecting on 26-of-27 field goals (.963), while stretching his consecutive FG streak to 26 in a row, the second best mark in NFL history. On defense, LB Jessie Tuggle led the team in tackles for the fifth consecutive season (183). Pro Bowl cornerback Deion Sanders continued to be an impact player, picking off seven passes while shutting down the league's top receivers. Third-year RB Erric Pegram more than made a name for himself, rushing for 1,185 yards, the fourth highest total in '93.

JUNE JONES NAMED HEAD COACH

Jan. 24, 1994

June Jones is named Atlanta's 10th head coach, replacing Jerry Glanville, who resigned following the



HISTORY HISTORICAL CALENDAR

1993 season.

FALCONS LOSE LONGTIME FRIEND

Nov. 3, 1994

Whitey Zimmerman, the Falcons original equipment manager since 1966, passes away. Always a constant in the locker room, "Zeke" will always be remembered as former Falcon Tommy Nobis stated as, the "Original Falcon."

111 CATCHES!

Dec. 24, 1994

Terance Mathis closes out a brilliant season against Arizona, finishing the '94 campaign with a club-record 111 receptions, the fourth highest total of all-time. His 1,342 receiving yards ranks third on Atlanta's all-time charts. For his efforts, he is voted to '95 Pro Bowl.

MIKE KENN RETIRES

Dec. 24, 1994

Offensive lineman Mike Kenn finally closes out 17-year NFL career after being drafted by the Falcons in 1978. His last game against Arizona was his 251st game played, ranking sixth on the NFL's all-time list. He played in five Pro Bowls and six playoff games.

FALCONS LAND MORTEN ANDERSEN

July 21, 1995

The birds kick off camp by signing Morten Andersen, one of the best kickers in NFL history. Andersen, a long-time Falcons nemesis with New Orleans, had been cut by the Saints, who wanted to re-work his contract. The Falcons act swiftly by waiving Norm Johnson and bringing in the former Saint.

I-85 RIVALRY BEGINS

Sept. 3, 1995

The new Carolina Panthers make NFL debut in Georgia Dome and jump out to a 10-0 lead. Atlanta then takes over, building a 20-13 lead on first drive of third quarter. But, Carolina hits on a 44-yard bomb with 26 seconds left to force overtime. The Falcons register their record-tying ninth QB sack of the game, forcing a fumble, and go on to quickly kick the game-winning 35-yard field goal.

SWEET REVENGE

Sept. 17, 1995

K Morten Andersen goes against his former team for the first time as a Falcon and boots the game-winning field goal from 21-yards out in overtime at the Superdome.

MORTEN SETS NFL RECORD

Dec. 10, 1995

K Morten Andersen beats his old team again, but this time sets another NFL record in the process. Andersen establishes a new League mark with three field goals from beyond 50 yards in one game, including shots from 55, 55, and 51 yards, as Atlanta comes away with a 19-14 victory and sweeps the Saints for the first time since 1985.

PLAYOFF BOUND

Dec. 24, 1995

Needing a win to make the playoffs, the Falcons pull off the improbable, defeating the world champion 49ers, 28-27, in front of a frenzied crowd at the Georgia Dome on Christmas eve. Bobby Hebert connects with Terance Mathis on two touchdowns, including the game-winner as Mathis makes an incredible run to the end zone and dives in with 1:45 remaining. Hebert was filling in for an injured Jeff George, who was knocked out with a concussion and neck injury just before halftime. Atlanta finishes 7-1 at home, the second best home record in the NFL in '95.

FOUR 1,000-YARD PLAYERS

1995 Season

The Falcons establish an NFL record by having four players each gain 1,000 yards, including receivers Eric Metcalf (1,189), Terance Mathis (1,039), Bert Emanuel (1,039), and running back Craig Heyward (1,083). Jeff George, meanwhile, became only the 18th QB in League history to have over 4,000 yards passing (4,143).

JAMAL ANDERSON HITS 1,000

Dec. 15, 1996

RB Jamal Anderson becomes the seventh Falcon in club history to rush for over 1,000 yards in a season. Anderson had previously signed a three-year contract extension, taking him through the 1999 season.

JONES LET GO AS FALCONS COACH

Dec. 23, 1996

Head Coach June Jones was fired with two years left on his contract following Atlanta's 3-13 season in 1996. During his three years (1994-96), he compiled a 19-29 record and led the Falcons to a playoff berth in 1995.

REEVES BECOMES 11TH FALCONS HEAD COACH

Jan. 20, 1997

Dan Reeves becomes the 11th head coach in franchise history, signing a 5-year contract as Exec. VP of Football Operations/Head Coach. He quickly assembles an



HISTORY HISTORICAL CALENDAR

impressive staff, including Rich Brooks as Asst. Head Coach/Defensive Coord. and Hall of Famer Art Shell as Offensive Line Coach.

FALCONS OWNER RANKIN SMITH PASSES AWAY

Oct. 26, 1997

Team owner and founder Rankin M. Smith passed away from heart complications just hours before the Falcons were to play a nationally-televised game at Carolina on TNT. The 72-year old was remembered at a Tuesday memorial service as a quiet, behind-the-scenes “pioneer” who helped bring professional sports, and other major contributions to his beloved city of Atlanta.

FALCONS FINISH SEASON 6-2 UNDER REEVES

1997 Season

After a difficult 1-7 start, the Falcons went 6-2 in their final eight games to finish 7-9, marking one of the best second-half comebacks in NFL history. QB Chris Chandler came on strong and ranked second in the NFL in QB rating (95.1) behind Steve Young en route to his first Pro Bowl appearance, joining teammate Jessie Tuggle. The real story of the season, however, was the tremendous play of the defensive line, which established a club-record 55 sacks to rank 2nd in the NFL. Chuck Smith (12.0 sacks) and Travis Hall (10.5 sacks) led the charge.

SCORING BARRAGE

Oct. 4, 1998

The Falcons sweep the Carolina Panthers for the first time with a 51-23 rout and set an NFL record in the process. Atlanta scores three touchdowns in just 48 seconds, the fastest in NFL history since the 1970 merger.

“DIRTY BIRD” TAKES FLIGHT

Nov. 8, 1998

The Falcons defense forces a club record five New England turnovers and limits the Patriots to a new club record low of just 13 rushing yards but it's what happened on offense that creates a buzz. The “Dirty Bird” touchdown dance is born as originators, RB Jamal Anderson and TE O.J. Santiago, each score twice with Santiago celebrating with the new end zone dances. The fever the dance generates captivates a national following as well as brings the Falcons to the front of the Atlanta sports scene throughout the rest of the season.

NFC WEST CHAMPS ARE CROWNED

Dec. 20, 1998

Without their ailing coach (Dan Reeves, heart surgery), Atlanta wins a close 24-17 victory on the road against the Lions after trailing 14-0 at halftime to capture their 13th win of the season and their second NFC Western Division title in team history. The historic win also helps the Falcons clinch a first-round

EXCLAMATION POINT ON FINEST SEASON

Dec. 27, 1998

By pounding the Dolphins of Dan Marino in the season-finale, 38-16, the Falcons win their club record ninth-straight game to finish the regular season with a club-best 14-2 record, including a first-ever 8-0 home record. The birds play inspired football after a pre-game visit from Head Coach Dan Reeves. The “Bomb Squad” defense also sets a new mark by allowing just 1,203 rushing yards by opponents on the season and finishes atop the NFL's charts with 44 total takeaways. Jamal Anderson registers his new team record and NFL-high 12th 100-yard rushing game with 103 yards. Anderson also breaks James Wilder's NFL record for carries in a season with 410 en route to the ninth highest rushing total ever in a single-season in league history with 1,846 yards. The team accomplishes many “firsts”, including most points in a season with 442 on the heels of a Falcon-best 53 touchdowns.

“DIRTY BIRDS” DANCE TO NFC CHAMPIONSHIP

Jan. 17, 1999

After a clutch 20-18 victory at home vs. San Francisco in the Divisional playoffs with Dan Reeves back on the sideline, Atlanta travels to 15-1 Minnesota for the right to go to Super Bowl XXXIII. The Falcons upset highly favored Minnesota in a hostile Metrodome Stadium, 30-27, in overtime in one of the most memorable Championship games ever in NFL history. Atlanta fights back from a 10 point 4th quarter deficit by shutting down the NFL's record breaking Vikings offense with stingy defense and turns the table with an potent offense of their own. QB Chris Chandler throws a bullet to WR Terance Mathis in the end zone from 16-yards out with :49 seconds left to tie the score. Minnesota wins the coin toss in OT but Atlanta's defense is stout and holds the Vikes in the extra period on two occasions. K Morten Andersen delivers “The Kick” from 38-yards out with 11:52 elapsed in overtime to claim the club's first-ever NFC Title and a trip to Super Bowl XXXIII as a wild “Dirty Bird” celebration erupts in the city of Atlanta and the state of Georgia.



HISTORY HISTORICAL CALENDAR

FALCONS FALL SHORT IN FIRST SUPER BOWL

Jan. 31, 1999

Almost all of the Falcons' traditional factors for success in the 16-win season eluded them in a 34-19 loss to the Broncos. But the lasting images of the finest season in team history could not be diminished. Reeves is named NFL Coach of the Year and the birds send six players to the Pro Bowl (RB Jamal Anderson, QB Chris Chandler, CB Ray Buchanan, S Eugene Robinson, LB Jessie Tuggle, T Bob Whitfield).

MATHIS SETS MILESTONE

Oct. 25, 1999

WR Terance Mathis breaks the club record for career receptions in grand style at Pittsburgh on Monday Night Football, moving past Andre Rison (423), as he hauls in 12 catches for 166 yards to push his total to 427. He eclipses Rison's record with a two-yard catch on the fourth play of the fourth quarter.

MATHIS ADDS ANOTHER RECORD

Sept. 17, 2000

WR Terance Mathis becomes the club's all-time leader in receiving yards, surpassing Alfred Jenkins' mark of 6,257, by totalling 42 yards (on five catches) at Carolina. He establishes the record in the fourth quarter on a 15-yard reception to push his record totals to 6,262. Mathis now holds the record for career catches and yards in team history.

FALCONS MAKE VICK THE PICK

April 21, 2001

The Falcons trade WR/KR Tim Dwight, their #1 pick (5th overall) and 3rd pick in 2001, as well as a 2nd round choice in 2002, to San Diego for the #1 overall selection (a day before the NFL draft). With the top choice, Atlanta tabs QB Michael Vick of Virginia Tech. Excited fans in the thousands create a buzz by driving to the Falcons' new facility in Flowery Branch, Ga. for the team's draft day party to celebrate the choice. It marks the fourth time in franchise history that Atlanta selects the #1 overall player in a draft, following LB Tommy Nobis in 1966, QB Steve Bartkowski in 1975 and LB Andray Bruce in 1988.

"NOBLE WARRIOR" LAYS DOWN HIS HAMMER

Aug. 28, 2001

One of the all-time Falcon greats, Jessie "The Hammer" Tuggle, retires after a brilliant 14-year playing career. Tuggle played his entire football career in the state of Georgia from Griffin High School to Valdosta State to the Atlanta Falcons. "The Hammer" pounded out a team record 2,065 tackles in 209 games played,

the third-most ever in team history. His 14 seasons played and 189 starts also are the third-highest total in team annals. Tuggle was honored with five Pro Bowl invitations from his peers (1992, 1994, 1995, 1997, 1998) during his consistent career that included 12 straight 100-tackle seasons. Tuggle's place in Falcons history is even more special among his many fans because of his endearing commitment to the Atlanta community over the years. Fittingly, Tuggle's #58 jersey is honored by the team, because he will always be revered for his work on and off the field for the Falcons.

TRAGEDY FORCES NFL TO POSTPONE GAMES

Sept. 11, 2001

Commissioner Paul Tagliabue postpones all NFL games for the week of Sept. 16 after terrorist attacks on the World Trade Center on Sept. 11. The Falcons' contest at St. Louis is re-scheduled for Jan. 6, 2002 as the regular season finale. Atlanta management quickly arranges a flag football game to be played one week after the attacks with proceeds benefitting the families of New York firefighters and police officers. With the help of Falcons fans, players, coaches and Falcons front office staff, the successful event raises over \$243,000 as several thousand fans showed up at the team's facility, and supporters continued to send in donations even weeks after the event.

MATHIS BREAKS TOUCHDOWN MARK

Sept. 30, 2001

WR Terance Mathis places his name again in select company by breaking Andre Rison's club record of 56 career touchdowns at Arizona. Entering the contest with 55 career touchdowns, Mathis catches two scoring passes against the Cardinals to total 57 in his career (since 1994) to help the birds to a 34-14 victory. He already owns Falcons career marks for receptions and receiving yards. Mathis tied Rison at 56 touchdowns by hauling in a 17 yard scoring pass in the first quarter. The record breaking score came on a 10-yard touchdown in the third quarter when Mathis caught a pass over the middle near the Arizona goal line and ran over two Cardinal defenders for the score and the record.

FALCONS OWNERSHIP TO CHANGE HANDS

Dec. 6, 2001

For the first time in 36 years, the Falcons will be owned by someone other than the Smith family as Arthur M. Blank reaches a preliminary agreement to purchase the team from Taylor Smith. Blank, co-founder and



HISTORY HISTORICAL CALENDAR

retired co-chairman of Atlanta-based Home Depot, is a passionate sports fan, a Falcons season-ticket holder and has been a resident of Atlanta since 1978.

BROOKING REWARDED WITH PRO BOWL NOD

Jan. 31, 2002

LB Keith Brooking is selected to his first Pro Bowl as the NFC's "need" player by Head Coach Andy Reid of the Eagles. Brooking made the switch from weakside linebacker to middle linebacker in 2001 to fill the void left by the retirement of Jessie Tuggle. Brooking finished with a team-leading 167 total tackles, surpassing his previous season-best of 95 tackles in 1999. The 167 stops are the most by a Falcon since Tuggle's 184 tackles in 1996.

SALE OF THE FALCONS APPROVED

Feb. 2002

In a special meeting in New Orleans on February 2, 2002, NFL owners vote unanimously to approve the sale of the Falcons to Arthur Blank. "We want to create an organization that has a unique and special bond with the community," stated Blank after the sale was approved. "I personally will not rest until I have a chance to wear a Super Bowl ring on behalf of everybody in Atlanta and in the state of Georgia." At his press conference, Mr. Blank announces a new three-year contract for Head Coach Dan Reeves. On February 12, 2002, the sale of the franchise to Mr. Blank by the Smith family is completed. This marks the end of an era for the Smith family, who were pioneers in bringing professional football to the Southeast.

PASS THE MAGIC

2002 Season

After a sluggish 1-3 start, the Falcons become one of the hottest stories of 2002 as they mount an NFL-best eight-game unbeaten streak (7-0-1). Included in the Falcons run of success were a pair of victories over division rival New Orleans, who started the season 6-1, a pair of shutout wins (30-0, 41-0) over division rival Carolina and a 34-34 tie at Pittsburgh in which the Falcons overcame a 17-point deficit in the fourth quarter to force overtime and the eventual tie.

DOMESWEET DOME

2002 Season

For the first time in 10 years the Falcons sold out all eight of their regular season home games and they increased their season ticket base by more than 100 percent, which set an NFL record for the highest rate of increase in new season tickets sold. Included in the Falcons eight home games were three of the top 10 crowds in team history.

VICK RUNS INTO NFL RECORD BOOK

Dec. 1, 2002

Falcons QB Michael Vick single-handedly leads the Falcons to an OT victory over the Minnesota Vikings by establishing a new NFL rushing record for quarterbacks with 173 yards on 10 carries. He also set the NFL record for the highest per-carry average in a single game (17.3 yards). His 46-yard touchdown dash in overtime not only propelled the Falcons to a 30-24 victory, but also set the record for the longest run by a Falcons QB in team history.

FALCONS MAKE HISTORY IN GREEN BAY

Jan. 4, 2003

Despite losing three of their last four games of the regular season to end with a 9-6-1 record, the Falcons still managed to get into the playoffs thanks to some outside help. Facing seemingly insurmountable odds, the Falcons became the first team ever to defeat the Green Bay Packers in a playoff game at Lambeau Field with a 27-7 victory. Entering the game, the Packers had never lost a home playoff game in 13 tries. A solid performance by Vick, who accounted for 181 combined yards, a stingy outing by the Falcons defense, which forced five turnovers, and an opportunistic special teams unit, which blocked a punt for a touchdown and forced a fumble to set up another, would be all the Falcons would need. It marked the Falcons first playoff appearance and victory since the Super Bowl season of 1998.

FALCONS UNVEIL NEW LOGO

March 19, 2003

Before a large gathering of media and the entire Falcons organization, the Falcons unveiled their new logo. The logo was designed in conjunction with NFL Properties after a lengthy research process, which included conducting focus groups and polls with many fans. In addition, Falcons players, coaches and staff had the opportunity to give their thoughts.

REEVES WINS 200TH GAME

Nov. 9, 2003

Atlanta Falcons head coach Dan Reeves captures the 200th victory of his career as the Falcons defeat the New York Giants on the road 27-7. After the Falcons earned Reeves his 199th victory in the season's opening game against Dallas, the Falcons lost seven consecutive contests before snapping the losing streak against the Giants. Reeves became the seventh coach in NFL history to win at least 200 games in his career.



HISTORY HISTORICAL CALENDAR

REEVES RELEASED FROM CONTRACT

Dec. 10, 2003

Arthur Blank announces that Falcons head coach Dan Reeves has been released from his contract and that defensive coordinator Wade Phillips will serve as interim coach for the final three games of the regular season. In his seven-plus seasons with the Falcons, Reeves accumulated a record of 49-69-1. He leaves the Falcons with the seventh-most wins (201) in NFL history.

MCKAY JOINS FALCONS

Dec. 15, 2003

Longtime Tampa Bay Buccaneers executive Rich McKay leaves the Buccaneers with two games remaining in the 2003 season to assume the role of Falcons president and general manager. Coincidentally, McKay was hired five days prior to the Falcons game against the Buccaneers in Tampa. It would be a pleasant homecoming for McKay as the Falcons upset the Buccaneers 30-28, knocking Tampa Bay from playoff contention.

JIM MORA NAMED HEAD COACH

Jan. 9, 2004

San Francisco 49ers defensive coordinator Jim Mora is named the 12th head coach in team history. At the time of his hiring, Mora is the third-youngest coach in the NFL at 42 years of age.

BIRDS CLINCH 3RD DIVISION TITLE WITH ROUT

Dec. 12, 2004

Jim Mora becomes just the 11th rookie head coach to win a Division title since 1970 as the Falcons rout the Oakland Raiders 35-10 to claim the NFC South championship. It marks the club's third division title in team history and first since 1998 in the old NFC West. The win also gives the Falcons their fourth 10-win season in team history. RB T.J. Duckett sets team records for most touchdowns scored and most rushing touchdowns scored with four, as well as most points scored in a single-game with 24. RB Warrick Dunn rushes for 103 yards, his eighth 100-yard game as a Falcon, QB Michael Vick completes a crisp 13-20 for 145 yards and DT Rod Coleman punctuates the win with a 39-yard interception return touchdown against his former team.

FIRST TIME LEAGUE LEADERS

2004 Regular Season

For the first time in team history the Falcons lead the NFL in rushing yards and establish a new team record with 2,672 yards. RB Warrick Dunn tops 1,000 yards with 1,106 and QB Michael Vick adds 902 rushing yards to the explosive ground game.

The club also paces the League in QB sacks with 48.

SETTING THE (PLAYOFF) RECORD STRAIGHT

Jan. 15, 2005

In their first home playoff game since 1999, the Falcons do not take any prisoners and blow-out the Rams 47-17 in a Divisional Playoff game at home where records fall. The Falcons running game dominates with a club record 327 rushing yards, which is the fourth-highest in NFL postseason history. The defensive effort was equally impressive as Ed Donatell's unit does not allow a single point in the second half. The "DVD Backfield" of Warrick Dunn (142 yards rushing, 2 TD's), Michael Vick (203 combined yards) and T.J. Duckett (66 yards, 1 TD) account for all of record 327 rushing yards. Vick's 119 yards is the most ever by a quarterback in a postseason game and combined with Warrick Dunn's 142 yards the duo becomes only the fourth set of backs in the Super Bowl era to account for more than 100 yards in the same game. DE Brady Smith does not let up and sacks QB Marc Bulger for a safety and Duckett's four-yard touchdown run ends the scoring in the fourth quarter as the Falcons advance to the NFC Championship Game for the second time in team history.

FALCONS FALL SHORT IN SUPER BOWL CHASE

Jan. 23, 2005

The Falcons fall short in the NFC Championship Game in frigid temperatures at Philadelphia after only trailing 14-10 at halftime as their season ends with a 27-10 final verdict. Atlanta finishes the 2004 campaign with an overall record of 12-6 and provide Falcons fans with plenty of thrills. Jim Mora garnered votes for Coach of the Year, as well as winning NFC Coach of the Year. QB Michael Vick, TE Alge Crumpler, LB Keith Brooking, DE Patrick Kerney and returner Allen Rossum go to the Pro Bowl, the most Falcons players since 1998 Super Bowl season. Among the notable season achievements include leading the NFL in rushing with 2,672 yards and quarterback sacks with 48, both firsts in club history. RB Warrick Dunn (1,106 yards) goes over 1,000 yards and QB Michael Vick just misses with 902 yards, the third-highest rushing total for a quarterback in NFL history. Vick's three 100-yard rushing games ties the modern day record for most 100-yard games in a single-season by a QB and his career total now of five establishes a new record.

NEW SELL-OUT STREAK

Nov. 13, 2005

With their 29th straight sold-out Georgia Dome against the visiting Green Bay Packers, the Falcons break the old club record of 28 consecutive regular season



HISTORY HISTORICAL CALENDAR

sell-outs between 1971-74. The club enters the 2006 season with 41 sell-outs in-a-row (counting preseason and postseason) at home.

DOIN' IT RIGHT ON "MONDAY NIGHT"

2005 Season

The Falcons take full advantage of the most national exposure in team history by posting a perfect 3-0 record on Monday Night Football with victories over the Eagles (on opening weekend), Jets and Saints. The birds also add a big win at Detroit on FOX in their first game ever on Thanksgiving Day and only lose at Chicago on ESPN Sunday Night football for an impressive 4-1 record on nationally-televised contests.

THE GREAT DANE'S HISTORICAL BOOT

Dec. 16, 2006

K Morten Andersen becomes the NFL's all-time leading scorer against Dallas in front of a nationally-televised audience on the NFL Network with his second extra point in the second quarter to move past Gary Anderson's old mark and into the record books with 2,435 points. (He boots four PAT's on the night in a 38-28 loss).

THE GREAT DANE CONNECTS AGAIN

Dec. 24, 2006

Morten Andersen puts his name in another NFL record book by breaking Gary Anderson's mark for career field goals a week later against Carolina. Andersen boots a 40-yard field goal in the first quarter at the Georgia Dome for his 539th of his career. (He finishes the season with 540 career, three-pointers.)

VICK SETS RUSHING STANDARD

Dec. 24, 2006

Michael Vick becomes the first quarterback in NFL history to rush for over 1,000 yards in a single-season against the Carolina Panthers on Christmas Eve at the Georgia Dome. Vick runs into the record books with an 18-yard scamper on the Falcons' first possession. Vick eclipses Chicago Bears QB Bobby Douglass' 1972 all-time mark of 968 yards the week before against Dallas. He finishes the season with 1,039 rushing yards.

BOBBY PETRINO NAMED NEW HEAD COACH

Jan. 7, 2006

The club releases Jim Mora from his contract on January 1, 2007 and appoints Bobby Petrino from Louisville as the 13th head coach in Falcons history. Petrino would abruptly quit after 13 games into his first season.

DUNN HITS A MILESTONE

Nov. 22, 2007

Falcons running back Warrick Dunn topped 10,000 career rushing yards in a game against Indianapolis, becoming the 22nd player in NFL history to accomplish the feat.

DIMITROFF AND SMITH AT THE HELM

Jan. 2008

The Falcons hire General Manager Thomas Dimitroff followed by Head Coach Mike Smith (14th in team history) to lead the Falcons. Smith joined the team following a five-year stint as Jacksonville's Defensive Coordinator while Dimitroff previously served as the Director of College Scouting for the New England Patriots.

WELCOME "MATTY ICE"

Apr. 26, 2008

Dimitroff and Smith draft quarterback Matt Ryan with the third overall selection in the NFL Draft. In his first season, Ryan was named the NFL's Rookie of the Year by the Associated Press and *Sporting News* as he threw for 3,440 yards and 16 touchdowns. His passing total ranks sixth in a single-season in Falcons annals as he became only the second rookie quarterback ever in NFL history to amass over 3,000 passing yards (Peyton Manning). Ryan became one of two rookie quarterbacks in the NFL since 2003 to start a regular season opener. He guided Atlanta to an 11-5 record, which made him the first rookie quarterback in franchise history to win 11 games. Ryan also became the first quarterback in club history to reach the 3,000-yard passing plateau. On his first career NFL passing attempt against Detroit in Week 1, Ryan found wide receiver Michael Jenkins for a 62-yard touchdown to become the first quarterback in the NFL since 2000 to throw a TD on his first career passing attempt. He led the Falcons to a 7-1 record at the Georgia Dome and guided the Falcons to a 6-2 mark in games decided by one score or less. Other accomplishments this season included NFC Rookie of the Month accolades (October) and NFC Player of the Week honors (Week 9 at Oakland). Ryan joined linebacker Tommy Nobis and defensive end Claude Humphrey as the only other Falcons to earn rookie of the year honors.

TURNER MAKES GREAT FIRST IMPRESSION

Sept. 7, 2008

After being signed as a free agent in the offseason, running back Michael Turner logged a franchise and career single-game high 220 rushing yards in his Falcons debut against Detroit. Turner's total led to a franchise single-game high 318 total yards. His rushing



HISTORY HISTORICAL CALENDAR

total was the most in NFL history by a player in his first game with a new team and fell 30 yards short of tying an opening day rushing record held by O.J. Simpson (250 yards in 1973).

ABRAHAM SACKS A RECORD

Dec. 21, 2008

With his lone sack against the Minnesota Vikings in Week 16 of the season, defensive end John Abraham set a new team record and personal best with 16.5 sacks in 2008. He topped the old mark of 16.0 held by Joel Williams, which was set in 1980. On three occasions, Abraham finished a contest with three quarterback takedowns.

BACK IN THE PLAYOFF PICTURE

2008

In just one season, the Falcons rebounded from four wins in 2007 to an 11-5 regular season record and the team's first playoff berth since 2004. The Falcons finished with a 7-1 home record and also earned road victories against Green Bay, San Diego and Minnesota. After finishing second in the NFC South, the Falcons earned a playoff berth, but fell to the eventual NFC Champion Arizona Cardinals.

TURNER AND WHITE REPRESENT FALCONS IN PRO BOWL

2008

Running back Michael Turner and wide receiver Roddy White became the Falcons first Pro Bowl selections since 2006. In his first year with the team, Turner posted 1,699 rushing yards, which ranked second in the NFL and produced eight 100-yard contests. He set franchise records with 17 rushing touchdowns in a season and a 220-rushing yard performance in the season opener versus Detroit. White became the first Falcons receiver to total back to back 1,000-yard seasons since 1998-99, while his 1,382 receiving yards set a single-season franchise record.

WHITE GOES OVER 200

Oct. 11, 2009

Wide receiver Roddy White finished a contest against San Francisco with eight receptions for a franchise record 210 yards (26.3 avg.). His total topped Terance Mathis' previous mark of 198 yards which he set against New Orleans in 1998. In the same game, White recorded a 90-yard touchdown reception which marked the third longest pass completion in Falcons history.

BACK-TO-BACK

Jan. 3, 2010

With a 20-10 victory over the Tampa Bay Buccaneers at Raymond James Stadium in the season finale, the Falcons posted back to back winning seasons for the first time in franchise history. Following an 11-5 record in 2008, Atlanta closed the '09 campaign with three consecutive wins en route to a 9-7 record.

WHITE MAKES SECOND STRAIGHT VISIT TO PRO BOWL

Jan. 27, 2010

Wide receiver Roddy White was added to the 2010 NFC Pro Bowl roster, making his second consecutive appearance to the NFL's All-Star game. White led the team in receiving with 1,153 yards on 85 receptions and recorded a career-high 11 touchdowns. He became only the second receiver in franchise history to total three consecutive 1,000-yard seasons. In a Week 5 meeting at San Francisco, White tallied a franchise single-game record with 210 yards while contributing with a 90-yard touchdown reception in that game.

TE TONY GONZALEZ HAULS IN 1,000

September 12, 2010

Gonzalez became the first tight end in NFL history to haul in 1,000 career receptions and only the seventh player in NFL history to eclipse the 1,000 catch mark.

102-YARD KICKOFF RETURN

December 5, 2010

WR/KR Eric Weems set a franchise record with a 102-yard kickoff return that sparked a 28-24 come from behind win at Tampa Bay. He was named NFC Special Teams Player of the Week and NFC Special Teams Player of the Month for his performance.

13 WINS & 3 STRAIGHT WINNING SEASONS

January 2, 2011

The Atlanta Falcons finished the 2010 regular season with a 13-3 record, marking the team's second highest win total in franchise history. The Falcons also claimed the NFC South title and earned the top seed as well as home field advantage in the NFC Playoffs. Combined with an 11-5 record in 2008 and a 9-7 record in 2009, Atlanta has now posted three consecutive winning seasons for the first time in club history and has earned two playoff berths in the last three seasons.



HISTORY HISTORICAL CALENDAR

WR RODDY WHITE SETS SINGLE-SEASON RECORDS

January 2, 2011

White set new franchise records with 115 catches and 1,389 receiving yards. White also posted his fourth straight 1,000-yard season and earned All-Pro honors.

FRANCHISE-BEST 9 PRO BOWLERS

January 2011

In 2010, the Falcons sent a franchise record and NFL-best nine players to the Pro Bowl with DE John Abraham, TE Tony Gonzalez, FB Ovie Mughelli, QB Matt Ryan, RB Michael Turner, WR/ST Eric Weems, and WR Roddy White all voted in, while T Tyson Clabo and CB Brent Grimes were added as alternates at the end of the season.

DIMITROFF & SMITH EARN EXECUTIVE OF THE YEAR AND COACH OF THE YEAR FOR THE SECOND TIME

February 2011

General Manager Thomas Dimitroff, Head Coach Mike Smith and Offensive Coordinator Mike Mularkey were all recognized by the *Sporting News* for their accomplishments in 2010.

Dimitroff was named the Executive of the Year for the second time since arriving in Atlanta in 2008. Under his direction, the Falcons have posted three consecutive winning seasons for the first time in team history. Smith was named Coach of the Year after leading Atlanta to an NFC-best 13-3 record and NFC South title.

FALCONS TRADE-UP IN THE DRAFT

April 28, 2011

Atlanta selected Alabama WR Julio Jones in the first round (sixth overall) of the NFL Draft. The Falcons traded its first (27th overall), second (59th overall) and fourth (124th overall) round selection in 2011, as well as its first and fourth round selections in 2012 to the Cleveland Browns to move up to take Jones with the sixth overall selection.

RECORD SETTING DAY

January 1, 2012

The Birds wrapped up the 2011 campaign in record setting fashion, as QB Matt Ryan, RB Michael Turner and WR Roddy White all established new franchise bests. Ryan broke the franchise record for passing yards in a single season after eclipsing QB Jeff George's club record of 4,143 yards set in 1995. Ryan finished the 2011 season with 4,177 passing yards, 29 touchdown passes and a 92.9 quarterback rating, all career highs.

White became the Falcons all-time leading receiver with 7,364 career receiving yards, breaking Terance Mathis' franchise record of 7,349 yards set between 1994 and 2001. The seventh year receiver out of UAB also finished the season with 100 receptions and became the first player in team history to record multiple 100-catch seasons. Turner also got in on the action, breaking Gerald Riggs' franchise record of 48 rushing touchdowns set between 1982 and 1988. "The Burner" led the NFC in rushing yards with 1,340 yards and added 11 touchdowns on the season.

SECOND STRAIGHT PLAYOFF BERTH

January 1, 2012

The Atlanta Falcons concluded the 2011 season with a 10-6 record, marking the first time in franchise history that the team has recorded back-to-back seasons with at least 10 wins and third time in the last four seasons. The Falcons captured the fifth seed in the NFC, notching consecutive playoff berths for the first time in franchise history.

The Falcons also clinched a playoff berth for the third time in the last four seasons. Under Head Coach Mike Smith, the Falcons are the only NFC team to post winning records in each of the last four seasons (2008-11).

SMITH'S WINNING WAYS

January 1, 2012

Smith has posted a four-year record of 43-21, which is not only the best four-year mark in team history, but ranks among the best records in NFL history for first-time head coaches. Smith is tied with Bill Cowher (Pittsburgh - '92-95), Mike Martz (St. Louis - '00-03), Mike Sherman (Green Bay - '00-03), and Mike Tomlin (Pittsburgh - '07-10) for the fourth-best four-year record among first-time head coaches.

NEW COORDINATORS

January, 2012

Atlanta hired Dirk Koetter to become the team's offensive coordinator and two days later added 25-year coaching veteran Mike Nolan as the club's defensive coordinator.



HISTORY



GM THOMAS DIMITROFF, OWNER & CHAIRMAN ARTHUR M. BLANK, WR JULIO JONES & HEAD COACH MIKE SMITH
(4/29/12)



HISTORY

UNIFORM HISTORY

1966-67

Black Jersey's with white numbers and red trim at home with a white Falcon crest on the sleeves. The away jersey was white with black numbers trimmed in red and a black Falcon crest on the sleeves. The Falcons had white pants with a red strip bordered by two black stripes for both home and away games. The helmet was red with a black Falcon crest logo trimmed in white, and there was a black strip trimmed in white down the middle of the helmet.

1968-70

In 1968, the Falcons removed the Falcon crest logo from the sleeves and replaced it with red and white stripes. Also, a red-black-red stripe combination was added to the sleeves.



1966-67

1971-1989

In 1971, the Falcons switched to red jerseys for the first time and wore them all the way up to the 1989 season. The only other significant change to this uniform was the addition of silver-gray pants in 1978. Also in 1984, the Falcons switched to a black face mask. The home jersey was red with white numbers and black trim with white-black-white sleeve stripes. The away jersey was white with red numbers and black trim with red and black stripes on the sleeves. In 1979 the Falcon crest logo was added to the sleeves.

1990-2002

In 1990, the Falcons once again wore black jerseys as they did in their inaugural years. The 1990 season marked Atlanta's 25th anniversary season in the NFL, and the team wore a commemorative patch on their left shoulder. In addition, the Falcons switched to a black helmet with a black face mask and a white Falcon crest logo. From 1990-2002, the home jersey was black with white numbers trimmed in red with a black Falcon crest logo trimmed in red on the sleeves. The away jersey was white with red numbers trimmed in black with a black Falcon crest logo trimmed in red on the sleeves. The pants were Falcon silver with a black stripe down the middle trimmed in white and red.



1968-70



1971-89



HISTORY UNIFORM HISTORY

2003 - PRESENT

The year 2003 continued to bring about many new changes for the Atlanta Falcons. Perhaps the biggest changes came with the introduction of the team's new logo and uniforms unveiled over the course of a two-month period.

On March 19, 2003, before a large gathering of media and the entire Falcons organization, the Falcons presented their new log



2003-PRESENT

"The new Atlanta Falcons logo is fresh, strong and dynamic, and yet appreciates the tradition and history of this franchise," said Falcons Owner & CEO Arthur Blank. "The new logo depicts a more powerful, aggressive Falcon - one of fast movement. It is also representative of the evolution and direction of our team."

The logo was designed in conjunction with NFL Properties after a lengthy research process, which included conducting focus groups and polls with many fans. In addition, Falcons players, coaches and staff had the opportunity to give their thoughts.


The home uniforms consisted of black jerseys and white pants, while the road attire featured white jerseys and white pants. The team also introduced modified versions of the uniforms, which included wearing black jerseys with black pants at home and white jerseys with black pants on the road.

The jerseys and pants included red piping down the side, which expand at the knee for a fast, streamlined look. They also have "Falcons" stitched at the neckline in a newly developed font and include a number font that was designed specifically for the Falcons, consisting of a drop shadow for more depth. The black jerseys contained white numbers with red trim, while the white jerseys contained red numbers with black trim. The new Falcons logo appeared on the sleeve of both jerseys on a red background. The helmet remained black, however it also featured a metallic flack compared to the previous flat black-colored helmet.

In 2004, the Falcons announced they would wear red jerseys at home and use the black jerseys as their alternate third jersey. Declared the team's alternate third jersey in 2003, red jerseys were worn twice in 2003, against the Tennessee Titans on November 23 and again in the Falcons nationally-televised 20-14 overtime win against the Carolina Panthers on December 7.

2009

The Falcons unveiled throwback uniforms in a Week 2 meeting against the Carolina Panthers to honor the inaugural 1966 team as part of "Alumni Weekend." Atlanta again donned the retro uniforms in a Week 12 meeting against the Tampa Bay Buccaneers at the Georgia Dome. Atlanta won both games with the throwback uniforms.



2009 THROWBACK UNIFORMS



HISTORY FALCONS STADIUM HISTORY



GEORGIA DOME

GEORGIA DOME (1992-PRESENT) *FALCONS HOME RECORD (74-54-0)*

In 1992, the Atlanta Falcons and the state of Georgia unveiled to the rest of the world the latest crown jewel in an ever-shining southern skyline with the opening of the Georgia Dome.

The Georgia Dome is the culmination of efforts which began in earnest in June of 1984 as business, civic and governmental leaders gathered to discuss a new stadium in Atlanta. The project continued to gain steam in January of 1988 as a “consensus” of leaders agreed on using a hotel/motel tax increase to finance the local portion of construction.

In January of 1989, Rankin Smith and then-governor Joe Frank Harris signed a “memorandum of understanding” for the Falcons to play in the Dome under a 20-year lease.

The project came to fruition in the spring of 1989 when the state, the Atlanta City Council, and Fulton County Commission approved the construction of the \$210 million Dome. Groundbreaking ceremonies took place on November 22, 1989, with construction getting underway on March 27, 1990.

As soon as the project was passed, the Dome became a major ‘player’ in the sporting community. Rankin Smith was determined to introduce the south’s latest showpiece to the football world and he succeeded. With the determined backing of the Smith family, the

Georgia Dome played host to the most significant sporting events in the world as global attention was focused on Atlanta for Super Bowl XXVIII played on January 31, 1994 between the Dallas Cowboys and the Buffalo Bills. The Georgia Dome hosted its second Super Bowl on January 30, 2000 between the St. Louis Rams and the Tennessee Titans.

ATLANTA-FULTON COUNTY STADIUM *(1966-91) FALCONS RECORD (85-106-2)*

Twenty-six years of NFL football in Atlanta-Fulton County Stadium came to an end on December 15, 1991 when the Falcons met the Seattle Seahawks for their final game in their very first home.

Atlanta-Fulton County Stadium was built in 51 weeks and gave the city the foundation to support big-league baseball and pro football. Less than a year after construction, the stadium was primed for a cameo appearance by the baseball Braves, who were still playing in Milwaukee at the time, on April 9, 1965. On August 14 of that same year, the Minnesota Vikings defeated the Pittsburgh Steelers in the first football game ever played at the stadium. Some local people deemed the Stadium “The Miracle on Capital Avenue.”



HISTORY RING OF HONOR

The Atlanta Falcons organization doesn't officially retire jersey numbers, but considers certain player's jerseys worthy of being honored. Currently, the Falcons do not use any of the jersey numbers honored below. The Falcons Ring of Honor which is featured in the rafters of the Georgia Dome honors individual players and not jerseys.

TOMMY NOBIS (1966-76) — 60

The first-ever player drafted by the Atlanta Falcons for the inaugural 1966 season, Nobis quickly became the first-ever Falcons player to be voted to the Pro Bowl after being selected as a rookie. The stellar middle linebacker was named the NFL Rookie of the Year for his efforts. "Mr. Falcon" led the team in tackles in nine of his 11 seasons, while earning five trips to the Pro Bowl. In a poll conducted in 1970 by ABC to pick the best athlete of the decade of the 1960s, running back O.J. Simpson was number one and Tommy Nobis was number two in the entire country. He had an astronomical 294 total combined tackles as a rookie, still the team's club record. Nobis also intercepted 11 passes during his pro career, returning two for touchdowns. His uniform #60 has been worn by only him during the team's existence. He retired in 1976.

JEFF VAN NOTE (1969-86) — 57

Holds Falcons team marks for most seasons played (18) and most consecutive games played (155). He is second in the team record books with 246 games played and 225 games started. Van Note originally came to the Falcons as a linebacker from Kentucky, but was moved to center by head coach Norm Van Brocklin and eventually earned the starting job at center in 1970. He earned the first of his six Pro Bowl berths in 1974. Van Note is tied with Claude Humphrey for most Pro Bowl appearances by a Falcons player with six. He retired in 1986.

STEVE BARTKOWSKI (1975-85) — 10

The No. 1 overall draft pick in 1975, he was named the NFL's Rookie of the Year after throwing for 1,662 yards and 15 touchdowns. He set every team record in passing, which included 23,468 career yards and 154 touchdown passes in 123 games. He produced three seasons of 3,000 yards or more passing, 12 games of more than 300 yards passing and two seasons of 30 or more touchdown passes. Bartkowski collected over 50 victories as a starting quarterback for the Falcons and guided the team to their first playoff victory in franchise history over the Philadelphia Eagles in 1978.

WILLIAM ANDREWS (1979-86) — 31

A third-round pick, Andrews was among the NFL's elite runners when a shocking knee injury prematurely ended his career. He became just the second running back in NFL history to have two 2,000-yard (combined yards) seasons (the only other player prior to Williams

was O.J. Simpson). When he had his first 2,000-yard year, he joined just four other backs who had done so (Jim Brown, Walter Payton, Wilbert Montgomery and Simpson). In his first five seasons in the NFL (1979-83), Andrews outgained every other back in the entire NFL. The bullish Andrews had 8,382 total yards in those five years (an average of 1,677 per year) to lead all NFL runners. Andrews set 19 Falcons club records that began in his very first NFL game in 1979 when he ran for 167 yards in a game at New Orleans where he totaled 189 yards. He was selected to the Pro Bowl in 1980, 1981, 1982 and 1983 and made the NFL All-Rookie team in 1979. He retired in 1987.

JESSIE TUGGLE (1987-2000) — 58

Jessie came to the Falcons as an undrafted free agent in 1987 and retired in August of 2001 as one of the all-time greatest players in franchise history. Nicknamed, "The Hammer", for his bone-jarring tackles, Tuggle is the club's all-time leader in total tackles with 2,065 and enjoyed 12 straight 100-tackle seasons. He led the team in tackles in a season 10 times and amassed 20 or more tackles in a single-game on four occasions with a personal-best of 24 stops. His 14 seasons played, 189 career starts and 209 total games played are third-most ever in Falcons history. Tuggle's five Pro Bowl appearances (1992, 1995, 1996, 1997, 1998) stand tied for the third-most ever by a Falcons player. The Falcons honored #58 with "Jessie Tuggle Day" during halftime of the Falcons game vs. the Detroit Lions on December 22, 2002.



LB JESSIE TUGGLE WAS HONORED AT GEORGIA DOME



HISTORY RING OF HONOR

The Atlanta Falcons Ring of Honor pays tribute to retired players who made significant contributions to the organization during their playing careers. During the 2003 season, long-time Falcons season-ticket holders nominated a group of players they would like to see inducted into the Atlanta Falcons Ring of Honor. The nine players receiving the highest number of nominations were then placed on a ballot for Falcons fans to cast their votes. The inaugural winners were QB Steve Bartkowski, LB Tommy Nobis, LB Jessie Tuggle and RB William Andrews.

In 2006, a local media contingent nominated four players; DE Claude Humphrey, T Mike Kenn, RB Gerald Riggs and C Jeff Van Note, for induction into the Ring of Honor. Falcons fans then voted and elected C Jeff Van Note as the fifth member of this exclusive club. On October 1, 2006, Van Note was honored at the Georgia Dome with a special halftime ceremony as his likeness was raised to rooftops with the original four members. In its latest Ring of Honor vote in 2008, defensive end Claude Humphrey and offensive tackle Mike Kenn became the sixth and seventh members to be hoisted in the Georgia Dome rafters.

The Falcons selected Bartkowski (1975-85), as the No. 1 overall draft pick in 1975 out of California. He was named the NFL's Rookie of the Year after throwing for 1,662 yards and 15 touchdowns. Bartkowski overcame numerous knee injuries to set every club record in passing, which included 23,468 yards and 154 touchdown passes in his 123 Falcons games. He produced three seasons of 3,000 yards or more passing, 12 games of more than 300 yards passing, and two seasons of 30 or more touchdown passes.

Nobis (1966-76), was the first player ever drafted by the Falcons in 1966. Later that year, he became the first Falcons player to be voted to the Pro Bowl in a season that also included Rookie of the Year honors. Nobis would go on to lead the Falcons in tackles in 9 of 11 seasons, including a team record of 294 tackles in 1966. A five-time Pro Bowl selection, Nobis also intercepted 11 passes during his pro career, returning two of them for touchdowns.

Nicknamed "The Hammer" for the vicious way in which he pounded ball carriers, Tuggle (1987-2000) would go on to become the Falcons' career leader in tackles with 2,065 during his illustrious 209-game career. A five-time Pro Bowl selection, Tuggle finished his career third on the team's all time lists in most seasons played (14), most games played (209) and started (189), fourth in most consecutive games played (110) and seventh in most consecutive games started (89). Tuggle led the Falcons in tackles for nine straight seasons from 1988-97 and recorded more than 100 tackles for a team record 12 consecutive seasons.



A third round draft choice of the Falcons in 1979 out of Auburn, Andrews (1979-86) was among the NFL's elite runners when a shocking knee injury prematurely ended one of the NFL's great playing careers. Andrews set 19 Falcons records that began in his very first NFL game in 1979 when he ran for 167 yards at New Orleans. In his first five seasons in the NFL (1979-83), he outgained every other back in the NFL. During that span, he helped lead the Falcons to the playoffs three times, including their first division title in 1980.

Van Note, a six-time Pro Bowler, played the most seasons (18) and most consecutive games (155) in Falcons history. His 246 career games played and 225 overall starts are second in team annals. Van Note continues to be a presence in the Atlanta community upon his retirement in 1986 with a broadcasting career that includes the Falcons radio network.

Humphrey was a first round pick by the Falcons in the 1968 NFL Draft and completed his career as the all-time sack leader in franchise history with 94.5. Humphrey also ranks third in Atlanta annals with 15.6 sacks in a single season. He is tied for the franchise lead with six Pro Bowl selections including five straight from 1970-74.

Kenn was a mainstay on the Falcons offensive line as the Michigan alum holds Falcons records in most games played and started (251) while ranking second in most seasons played with Atlanta (17). Kenn also posted a streak of 94 consecutive games played and earned Pro Bowl selections from 1980-84.

DEION SANDERS (1989-93) — 21
Cornerback Deion Sanders was the latest inductee into the team's prestigious Ring of Honor. Sanders



HISTORY RING OF HONOR

was named the eighth member of this exclusive club by a vote of a local media selection committee.

"When I was dreaming as a kid, I couldn't oftentimes share those dreams because I thought they were so out of the box. Never would people think that a kid from Ft. Myers, Florida, who was small in stature, but big on confidence, would ever have his name recognized in a stadium in the only place he played in which he called home. I want to thank Falcons Owner Arthur Blank and the organization (ironically 21 years later from the year I was drafted) for making my dreams come true," Sanders said.

The induction and celebration of the newest member of the Falcons Ring of Honor will take place at halftime of the nationally-televised Thursday night game between the Falcons and Ravens at the Georgia Dome on November 11. Kick-off is set for 8:20 p.m. on NFL Network.

"Deion Sanders is widely regarded as one of the best cornerbacks in the 91-year history of the National Football League," Falcons Owner & CEO Arthur Blank said. "He epitomized excellence on the playing field and was a tremendously gifted athlete who possessed great speed. Deion excelled as a defender, kick returner, punt returner and on offense on his way to establishing 12 club records. He was an electrifying performer who put fans on the edge of their seats every time he manned his cornerback position or dropped back to receive a kickoff or field a punt. He is without question one of the greatest players in the history of our franchise."

Sanders was a three-time Pro Bowl starter during his Falcons career after being selected as the fifth overall player in the 1989 draft out of Florida State. Considered one of the best pure cornerbacks ever to lace up a pair of cleats, Sanders also doubled as a dangerous return man. He was recently tabbed the 34th best player in the history of the League by a new NFL Films-produced series, *The Top 100: NFL's Greatest Players*.

Sanders' Falcons career started in memorable fashion as he returned a punt 68 yards for a touchdown in his first NFL game as a rookie against the Los Angeles Rams at Fulton County Stadium. Sanders' All-Rookie season also included him leading all first-year defensive backs with five interceptions and becoming the first Falcons player to ever appear on the cover of *Sports Illustrated* (on November 13, 1989).

During his productive Falcons career from 1989-93, "Prime Time" established 12 club records for such marks as: most interceptions for touchdowns (2), longest punt return (79t yards), most punt return touchdowns (2), most KOR yards (3,063), most KOR touchdowns (3), longest kickoff return (100t), most combined return touchdowns (8), and most combined return yards (3,967), among others. The electrifying



Sanders scored a total of 10 touchdowns in a Falcons uniform on five returns, three interceptions, and two receptions.

"Deion Sanders was the pre-eminent cornerback of his era and perhaps of all-time," noted D. Orlando Ledbetter, sportswriter for the *Atlanta Journal-Constitution* and a member of the media committee that voted Sanders into the team's Ring of Honor. "No one could argue with his ability to play the game and what he meant to the Falcons."

"Deion was electricity in a football uniform," added Randy Waters, longtime sports reporter at WXIA-TV, who covered Sanders during his Falcons career and is also a member of the media committee. "He had a burning desire to win that helped the Falcons get back into the postseason, and his overall play throughout his career will ultimately help him through the front door in Canton (site of the Pro Football Hall of Fame)."



HISTORY

ALL-TIME ALPHABETICAL ROSTER

A

Abraham, John (DE), South Carolina	2006-11	Belton, Willie (RB), Maryland St.	1971-72
Absher, Dick (LB), Maryland	1967-68	Benish, Dan (DT), Clemson	1983-86
Acks, Ron (LB), Illinois	1968-71	Bennett, Cornelius (LB), Alabama	1996-98
Adams, Bob (TE), Pacific	1976	Benson, Cliff (TE), Purdue	1984-85
Adams, Brent (T), UT at C'nooga	1975-78	Benson, Duane (LB), Hamline	1972-73
Adams, Scott (G/T), Georgia	1997	Benson, Thomas (LB), Oklahoma	1984-85
Adkins, Spencer (LB), Miami (Fla.)	2009-11	Bentley, Scott (K), Florida State	1997
Agee, Mel (DL), Illinois	1992-95	Bergeron, Troy (WR), No college	2009
Akers, Jeremy (T), Notre Dame	1997	Berry, Bob (QB), Oregon	1968-72
Alex, Keith (G), Texas A&M	1993	Beverly, Eric (TE), Miami (Ohio)	2004-06
Alexander, Harold (P), Appalachian St.	1993-94	Bibla, Martin (G), Miami	2002-04
Allen, Anthony (WR), Washington	1985-86	Biermann, Kroy (DE), Montana	2008-11
Allen, Demetrius (WR), Virginia	1996	Bingham, Guy (C/G), Montana	1989-91
Allen, Grady (LB), Texas A&M	1969-72	Birden, J.J. (WR), Oregon	1995-96
Alexander, P.J. (G), Syracuse	2006	Bishop, Greg (G), Pacific	1999
Ambrose, Ashley (CB), Miss. Valley St.	2000-02	Blakley, Dwayne (TE), Missouri	2004-07
Andersen, Morten (K), Mich. St.	1995-00, 06-07	Blalock, Justin (OG), Texas	2007-11
Anderson, Anthony (RB), Temple	1980	Bleick, Tom (S), Georgia Tech	1967
Anderson, Courtney (TE), San Jose State	2007	Bolden, Juran (CB), Mississippi Delta	1968-72, 02-03
Anderson, Darren (CB), Toledo	1998	Boley, Michael (LB), Southern Miss	2005-08
Anderson, Dunstan (DL), Tulsa	1994	Booker, Marty (WR), Louisiana-Monroe	2009
Anderson, Jamaal (DE), Arkansas	2007-10	Booker, Michael (CB), Nebraska	1997-99
Anderson, Jamal (RB), Utah	1994-01	Bordano, Chris (LB), SMU	2000
Anderson, Taz (TE), Georgia Tech	1966-67	Bosher, Matt (P), Miami (Fla.)	2011
Anderson, Tim (DT), Ohio State	2007	Bosley, Bruce (G), W Virginia	1969
Andrews, William (RB), Auburn	1979-83, 86	Bowick, Tony (NT), UT/Chattanooga	1989
Archambeau, Lester (DE), Stanford	1993-99	Bowling, Andy (LB), Virginia Tech	1967
Archer, Dave (QB), Iowa St.	1984-87	Boyd, Sean (S), North Carolina	1996
Atkins, Corey (LB), South Carolina	2000	Bradford, Ronnie (CB/S), Colorado	1997-01
Auer, Joe (RB), Georgia Tech	1968	Bramlet, Casey (QB), Wyoming	2007
Austin, Cliff (RB), Clemson	1984-86	Bramlett, John (LB), Memphis St.	1971

B

Babineaux, Jonathan (DT), Iowa	2005-11	Brandon, David (LB), Memphis State	1996-97
Badanjek, Rick (RB), Maryland	1987-88	Breitenstein, Bob (G/T), Tulsa	1969-70
Bailey, Jim (DT), Kansas	1976-78	Brett, Walt (G), Montana	1976
Bailey, Larry (DT), Pacific	1974	Brewer, Sean (TE), San Jose State	2003
Bailey, Stacey (WR), San Jose St.	1982-90	Brezina, Greg (LB), Houston	1968-69, 71-79
Baker, Eugene (WR), Kent	1999-00	Britt, James (DB), LSU	1983-87
Baker, Sam (OT), USC	2008-11	Brock, Eric (S), Auburn	2008-09
Baker, Tony (RB), East Carolina	1986	Brooking, Keith (LB), Georgia Tech	1998-08
Baldwin, Robert (RB), Duke	1996	Brooks, Ethan (DT/OL), Williams College	1996
Banks, Chris (G), Kansas	2000-01	Brooks, Jonathan (LB), Clemson	1980
Barnes, Gary (WR), Clemson	1966-67	Broussard, Steve (RB), Washington St.	1990-93
Barnes, Lew (WR/KR), Oregon	1988	Brown, Aaron (LB), Ohio State	1986-87
Barnett, Doug (C) Azusa Pacific	1987	Brown, Charlie (WR), SC State	1985-87
Barnett, Oliver (DT), Kentucky	1990-92	Brown, Clay (TE), Brigham Young	1982
Bartkowski, Steve (QB), California	1975-85	Brown, Corey (WR), Tulsa	2001
Bates, Patrick (S), Texas A&M	1996	Brown, Greg (DE), Kansas State	1987-88
Batiste, D'Anthony (OL), Louis.-Lafayette	2007	Brown, Omar (S), North Carolina	1998-99
Bayne, Chris (S), Fresno State	1997-98	Brown, Ray (S), W Texas State	1971-78
Bean, Bubba (RB), Texas A&M	1976-80	Brown, Reggie (RB), Oregon	1982
Beasley, Aaron (CB), West Virginia	2004	Brown, Shannon (DT), Alabama	1996
Bebout, Nick (T), Wyoming	1973-75	Brown, Tyrone (WR), Toledo	1995-96
Beck, Jordan (LB), Cal Poly	2006	Bruce, Aundray (LB), Auburn	1988-91
Beckman, Brad (TE), Nebraska-Omaha	1989	Bruggeman, Rob (OL), Iowa	2011
Bell, Bill (PK), Kansas	1971-72	Brunson, Mike (WR/RB), Arizona St.	1970
Bell, Kerwin (QB), Florida	1988	Bryan, Rick (DT), Oklahoma	1984-92
		Bryant, Charles (RB), Allen	1969
		Bryant, Matt (K), Baylor	2009-11
		Bryant, Romby (WR), Tulsa	1969



HISTORY

ALL-TIME ALPHABETICAL ROSTER

Bryant, Warren (T), Kentucky 1978-83
Buchanan, Ray (CB), Louisville 1997-03
Buckley, Marcus (LB), Texas A&M 2000
Burke, Vern (WR), Oregon St. 1966
Burley, Gary (DT), Pittsburgh 1984
Burrough, John (DT), Wyoming 1995-98
Burrow, Ken (WR), San Diego St. 1971-75
Burson, Jimmy (CB/S), Auburn 1968
Bush, Devin (S), Florida State 1995-98
Bush, Rafael (S), South Carolina St. 2010
Butler, Bobby (CB), FSU 1981-92
Butler, Jim (RB), Edward Waters 1968-71
Byas, Rick (DB), Wayne St. 1974-80

C

Cabral, Brian (LB), Colorado 1979
Cahill, Dave (DT), Northern Arizona 1969
Cain, Lynn (RB), USC 1979-84
Calland, Lee (CB), Louisville 1966-68
Calloway, Chris (WR), Michigan 1999
Camp, Reggie (DE), California 1988
Campbell, Scott (QB), Purdue 1986-90
Campbell, Sonny (RB), North Arizona 1970-71
Carpenter, Keion (S), Virginia Tech. 2002-03, 05
Carrington, Paul (DE), Central Fla. 2006
Carter, Marty (S), Midd. Tenn. St. 1999-01
Carty, John Dale (S), Utah State 1999-02
Case, Scott (DB), Oklahoma 1984-94
Cash, Antoine (LB), SMU 2005
Cash, Chris (CB), USC 2005
Cash, Rick (DE), NE Missouri 1968
Casillas, Tony (DT), Oklahoma 1986-90
Cason, Wendell (DB), Oregon 1985-87
Cavness, Grady (CB), Texas-El Paso 1970
Cawley, Mike (QB), James Madison 1996
Cerne, Joe (C), Northwestern 1968
Chaffey, Pat (RB), Oregon St. 1991
Chambers, Kirk (OL), Stanford 2011
Chandler, Chris (QB), Washington 1997-01
Chapman, Mike (G), Texas 1984
Chiaverini, Dale (WR), Colorado 2002
Childs, Henry (TE), Kansas St. 1974
Chesson, Wes (WR), Duke 1971-73
Christian, Bob (FB), Northwestern 1997-02
Claridge, Dennis (QB), Nebraska 1966
Claridge, Travis (G/T), USC 2000-03
Clark, Bret (S), Nebraska 1986-88
Clark, Vinnie (CB), Ohio St. 1993-94
Claxton, Ben (G), Mississippi 2005
Claybo, Tyson (G), Wake Forest 2006-11
Clayton, Stan (T/G), Penn State 1988-89
Cobb, DeAndra (RB), Michigan State 2005
Coffey, Junior (RB), Washington 1966-67, 69
Cogdill, Gail (WR), Washington St. 1969-70
Coia, Angelo (WR), USC 1966
Coleman, Erik (S), Washington State ... 2008-09
Coleman, Lincoln (RB), Baylor 1996
Coleman, Rod (DT), East Carolina 2004-07
Collins, Calvin (G/C), Texas A&M 1997-00

Collins, Shawn (WR), N Arizona 1989-91
Collins, Sonny (RB), Kentucky 1976
Condren, Glen (DT), Oklahoma 1969-72
Cone, Kevin (WR), Georgia Tech 2011
Conner, Darion (LB), Jackson State 1990-93
Cook, Ed (G), Notre Dame 1966-67
Cooper, Evan (DB), Michigan 1988-89
Cope, Jim (LB), Ohio 1976
Cordill, Olie (WR), Memphis St. 1968
Correal, Chuck (C), Penn St. 1979-80
Costello, Joe (LB), Central Connecticut ... 1986-88
Cotrell, Ted (LB), Delaware Valley 1969-70
Cotton, James (LB), Ohio State 2003
Cotton, Marcus (LB), USC 1988-89
Cousin, Terry (CB), South Carolina 2000
Cox, Arthur (TE), Tex Southern 1983-87
Cox, Mike (FB), Georgia Tech 2011
Crocker, Chris (S), Marshall 2006-07
Crockett, Henri (LB), Florida State 1997-01
Croudip, David (DB), San Diego State ... 1985-88
Crowe, Larry (DB), Tex Southern 1975
Crumpler, Alge (TE), North Carolina 2001-07
Curran, Willie (WR), UCLA 1982-84
Curry, Buddy (LB), North Carolina 1980-87

D

Dabney, Carlton (DT), Morgan St. 1968
Dahl, Harvey (OG), Nevada-Reno 2007-10
Daluiso, Brad (K), UCLA 1991
Dantzler, Woodrow (RB), Clemson 2003
Davis, Antone (T), Tennessee 1996-97
Davis, Brad (RB), LSU 1975
Davis, Chauncey (DE), FSU 2005-10
Davis, Nathan (DT), Indiana 1997
Davis, Greg (K), Citadel 1987-90
Davis, Mitch (LB), Georgia 1994
Davis, Paul (LB), North Carolina 1981-82
Davis, Ron (DB), Tennessee 1995
Davis, Scott (G), Iowa 1997
Daykin, Tony (LB), Georgia Tech 1979-81
DeBerg, Steve (QB), San Jose St. 1998
DeCoud, Thomas (S), California 2008-11
Dent, Akeem (LB), Georgia 2011
Denton, Tim (CB), Sam Houston St. 1996-97
Detmer, Ty (QB), BYU 2004-05
Dickerson, Eric (RB), SMU 1993
Dils, Steve (QB), Stanford 1988
Dimry, Charles (DB), UNLV 1988-90
Dinkins, Howard (LB), Florida St. 1992-93
Dixon, Corey (WR), Nebraska 1994
Dixon, Floyd (WR), Stephen F. Austin ... 1986-91
Dixon, Rich (LB), California 1983
Dodd, Al (WR), NW Louisiana St. 1973-74
Doleman, Chris (DE), Pittsburgh 1994-95
Donaldson, Jeff (S), Colorado 1991-93
Donnelly, Rick (P), Wyoming 1985-88
Donohoe, Mike (TE), U-of-SF 1968, 1970-71
Douglas, Harry (WR), Louisville 2008-11
Downs, Gary (RB), N.C. State 1997-00



HISTORY

ALL-TIME ALPHABETICAL ROSTER

Draft, Chris (LB), Stanford 2000-04
Dronett, Shane (DT), Texas 1996-02
Duckett, T.J. (RB), Michigan St. 2002-05
Dudley, Kevin (FB), Michigan 2006
Dufour, Dan (C/G), UCLA 1983-84
Duich, Steve (G), San Diego St..... 1968
Dukes, Jamie (G), Florida State..... 1986-93
Dunaway, Dave (WR), Duke 1968
Dunbar, LaTarence (WR), TCU 2003
Duncan, Jamie (LB), Vanderbilt 2004
Dunn, Perry Lee (RB), Mississippi 1966-68
Dunn, Warrick (RB), Florida St..... 2002-07
Dwight, Tim (WR), Iowa 1998-00

E

East, Ron (DT), Montana St. 1976
Eastering, Ray (S), Richmond 1972-79
Eatman, Irv. (T), UCLA 1994
Eaton, Tracey (S), Portland St. 1991-93
Eber, Rick (WR), Tulsa 1968
Edwards, Antonio (DE), Valdosta St. 1998
Edwards, Antuan (S), Clemson 2005
Edwards, Brad (S), South Carolina 1994-96
Edwards, Ray (DE), Purdue 2011
Edwards, Terrence (WR), Georgia 2003
Elam, Jason (K), Hawaii 2008-09
Eley, Monroe (RB), Arizona St. 1975-78
Ellis, Clarence (CB), Notre Dame 1972-74
Elliott, Jamin (WR), Delaware 2006
Emanuel, Bert (WR), Rice 1994-97
Emery, Larry (RB), Wisconsin 1987
Enderle, Dick (G), Minnesota 1969-71
English, R.J. (WR), Pittsburgh 2002
Epps, Tory (NT), Memphis State 1990-92
Esposito, Mike (RB), Boston College 1976-79
Etter, Bob (K), Georgia 1968-69
Everett, Major (RB), Mississippi College 1987

F

Farmer, Karl (WR), Pittsburgh 1976-77
Farris, Jimmy (WR), Montana 2002-04
Faumuina, Wilson (DT), San Jose St. 1977-81
Favre, Brett (QB), So Miss 1991
Feely, Jay (K), Michigan 2001-04
Ferguson, Jim (C), USC 1969
Fields, Edgar (DT), Texas A&M 1977-80
Fields, Scott (LB), Southern California 1996
Finneran, Brian (WR), Villanova 2000-10
Fishback, Joe (S), Carson-Newman 1991-92
Fitzgerald, Mike (CB/S), Iowa State 1967
Flatley, Paul (WR), Northwestern 1968-69
Flemons, Ronald (DE), Texas A&M 2001-02
Flowers, Kenny (RB), Clemson 1987, 1989
Ford, Darryl (LB), New Mexico St. 1994
Forney, Kynan (G), Hawaii 2001-07
Fortin, Roman (C), San Diego State 1992-97
Fortner, Larry (WB), Miami-Ohio 1980
Foster, Renardo (OL), Louisville 2007
Fountaine, Jamal (LB), Washington 1997

Foxworth, Domonique (CB), Maryland 2008
Fralic, Bill (G/T), Pittsburgh 1985-92
Francis, Wallace (WR), Arkansas AM&N.. 1975-81
Franklin, George (RB), Texas A&I 1978
Franks, Dominique (CB), Oklahoma 2010-11
Fraser, Simon (DE), Ohio State 2008
Freeman, Mike (CB/S), Fresno St. 1968-70
Fritsch, Ted (C), St. Norbert 1972-75
Frye, David (LB), Purdue 1983-85
Fudge, Jamaal (S), Clemson 2008-09
Fulhage, Scott (P), Kansas St. 1989-91
Fuller, Randy (CB), Tennessee St..... 1998

G

Gagliano, Bob (QB), Utah St. 1993
Gaison, Blane (S), Hawaii 1981-84
Gallagher, Frank (G), N Carolina 1973
Gandy, Wayne (T), Auburn 2006-08
Gann, Mike (DE), Notre Dame 1985-93
Gardner, Derrick (CB), California 1999
Gardner, Moe (NT), Illinois 1991-96
Garza, Roberto (C/G), Tex. A&M Kings. 2001-04
Gaylor, Trevor (WR), Miami (Ohio) 2002
Geathers, James (DT), Wichita St. 1993-95
George, Jeff, (QB), Illinois 1994-96
George, Ron (LB), Stanford 1993-96
Gia Garcia, Jim (DE), Purdue 1968
George, Steve (DT), Houston 1976
Geredine, Thomas (WR), NE Missouri St.. 1973-74
German, Jammi (WR), Miami 1998-00
Germany, Willie (S), Morgan St. 1972
Giacomarro, Ralph (P), Penn State 1983-85
Gibson, Damon (WR/KR), Iowa 2002
Gilbert, Lewis (TE), Florida 1978-79
Gilbert, Tony (LB), Georgia 2008-09
Gilliam, John (WR), South Carolina St. 1976
Gipson, Paul (RB), Houston 1969-70
Glass, Glenn (WR), Tennessee 1966
Glazebrook, Bob (DB), Fresno St. 1978-83
Glymph, Junior (DE), Carson-Newman. 2004-05
Goff, Willard (DT), W Texas St. 1985
Goldberg, Bill (NT), Georgia 1992-94
Gonzalez, Tony (TE), California 2009-11
Goodwin, Doug (RB), Maryland St. 1968
Gordon, Darrien (CB/PR), Stanford 2001
Gordon, Dwayne (LB), New Hampshire.. 1993-94
Gordon, Tim (S), Tulsa 1987-90
Gotshalk, Len (T), Humboldt St. 1972-76
Graziani, Tony (QB), Oregon 1997-00
Green, Harold (RB), South Carolina 1997-98
Green, Lamont (LB), Florida State 1999
Green, Tim (LB), Syracuse 1986-93
Greene, Tiger (DB), Western Carolina 1985
Griffith, Justin (FB), Mississippi State... 2003-06
Grimes, Brent (CB), Shippensburg 2007-11
Grimm, Dan (G/C), Colorado 1966-68

H

Haji-Sheikh, Ali (K), Michigan 1986



HISTORY

ALL-TIME ALPHABETICAL ROSTER

Hall, Corey (S), Appalachian State 2001
Hall, Cory (S), Fresno State 2003-04
Hall, DeAngelo (CB), Virginia Tech 2004-07
Hall, Travis (DT), BYU 1995-03
Hallen, Bob (G/T), Kent State 1998-01
Halverson, Dena (LB), Washington 1970
Hamilton, Conrad (CB), East. New Mexico ... 2001
Hamilton, Ruffin (LB), Tulane 1997-99
Hampton, Dave (RB), Wyoming 1972-75
Hansen, Don (LB), Illinois 1969-75
Hanspard, Byron (RB), Texas Tech. 1997-99
Harmon, Tom (G), Gus, Adolphus 1967
Harper, John (LB), So Illinois 1983
Harper, Roger (S), Ohio St. 1993-95
Harris, Antoine (S), Louisville 2007-09
Harris, Bill (RB), Colorado 1968
Harris, Leonard (WR), Texas Tech. 1994
Harris, Ronnie (WR), Oregon 1998-99
Harris, Roy (DT), Florida 1984-85
Harrington, Joey (QB), Oregon 2007
Harrison, Dennis (DE), Vanderbilt. 1986-87
Hart, Leo (QB), Duke 1971
Hartsock, Ben (TE), Ohio State 2008
Hartwell, Edgerton (LB), Western Illinois 2005-06
Hauschka, Steve (K), North Carolina St. 2009
Hawkins, Alex (WR), South Carolina 1966-67
Hawley, Joe (C), UNLV 2010-11
Haworth, Steve (DB), Oklahoma 1983-84
Havig, Dennis (G), Colorado 1972-75
Hayden, Kelvin (CB), Illinois 2011
Hayes, Mercury, (WR), Michigan 1997
Hayes, Tom (CB), San Diego St. 1971-75
Haynes, Michael (WR), N Arizona .. 1988-93, '97
Haynes, Verron (FB), Georgia 2009
Heard, Ronnie (S), Mississippi 2005
Heath, Rodney (CB), Minnesota 2002
Hebert, Bobby (QB), NW Louisiana 1993-96
Heck, Ralph (LB), Colorado 1966-68
Heller, Ron (TE), Oregon St. 1989
Herman, Chuck (G), Arkansas 1980
Herndon, Steve (G), Georgia 2004
Herron, Mack (RB), Kansas St. 1975
Hester, Jessie (WR), FSU 1988
Hettema, Dave (T), New Mexico 1970
Heyward, Craig (RB), Pittsburgh 1994-96
Higdon, Alex (TE), Ohio State 1988
Hill, Drew (WR), Georgia Tech. 1992-93
Hill, Kahlil (WR), Iowa 2002
Hill, Tye (CB), Clemson 2009
Hilton, Roy (DE), Jackson St. 1975
Hinson, Billy (G), Florida 1986
Hinton, Chris (T), Northwestern 1990-93
Hodge, Floyd (WR), Utah 1982-84
Holecek, John (LB), Illinois 2002
Holly, Bob (QB), Princeton 1984-85
Holmes, Rudy (DE), Drake 1974
Holt, Pierce (DL), Angelo St. 1993-95
Hoover, Houston (T), Jackson State 1988-92
Horn, Joe (WR), Itawamba (JC) 2007

House, Raymond (DE), Arkansas 2003
Houston, Chris (CB), Arkansas 2007-09
Houston, Harrison (WR), Florida 1994
Howard, Ed (WR), Rice 1995
Howe, Glen (T), So Mississippi 1985-86
Howell, Pat (G), USC 1979-83
Hudlow, Floyd (CB/S), Arizona 1967-68
Hudson, Chris (S), Colorado 2001
Huff, Ben (DT), Michigan 1999
Hughes, Bob (DE), Jackson St. 1967-69
Humphrey, Claude (DE), Tenn. St. 1968-74, 76-78
Hunter, John (T), BYU 1989-91
Hunter, Scott (QB), Alabama 1976-78
Huntley, Kevin (DE), Kansas State 2007
Huntley, Richard (RB), Winston-Salem 1996
Hutchinson, Tom (WR), Kentucky 1966

I
Irons, David (CB), Auburn 2007-08

J
Jack, Eric (CB), New Mexico 1994-95
Jackson, Alfred (WR), Texas 1978-84
Jackson, Chevis (CB), LSU 2008-09
Jackson, Ernie (CB), Duke 1978
Jackson, Grady (DT), Knoxville 2006-08
Jackson, Jeff (LB), Auburn 1984-85
Jackson, Larron (G), Missouri 1975-76
Jackson, Marlion (RB), Saginaw Valley St ... 2006
Jackson Robert (LB), Texas A&M 1982
Jackson, Tommy (DL), Auburn 2006
Jackson, Tyoka (DL), Penn State 1994
Jackson, Willie (WR), Florida 2002
James, John (P), Florida 1972-81
James, Robert (LB), Arizona State 2009-11
Jamison, Brandon (LB), West Georgia 2006
Jarvis, Ray (WR), Norfolk St. 1971-72
Jasper, Ed (DT), Texas A&M 1999-03
Jefferson, Jason (DT), Wisconsin 2008
Jefferson, Shawn (WR), Central Florida 2000-02
Jenke, Noel (LB), Minnesota 1972
Jenkins, Alfred (WR), Morris Brown 1975-83
Jenkins, Michael (WR), Ohio State 2004-10
Jennings, Adam (WR), Fresno State 2006-08
Jerry, Peria (DT), Mississippi 2009-11
Jervy, Travis (RB), The Citadel 2001-03
Jobko, Bill (LB), Ohio St. 1966
Johnson, Billy (WR), Widener 1982-87
Johnson, Derrick (CB), Washington 2006
Johnson, D.J. (CB), Kentucky 1994-96
Johnson, Doug (QB), Florida 2000-03
Johnson, Ellis (DL), Florida 2002-03
Johnson, Eric (LB), Nebraska 2004
Johnson, Gartrell (RB), Colorado St. 2010
Johnson, Kenny (DB), Mississippi St. 1980-86
Johnson, Mike (OL), Alabama 2010-11
Johnson, Norm (K) UCLA 1991-94
Johnson, Randy (QB), Texas A&I 1966-70
Johnson, Rudy (RB), Nebraska 1966



HISTORY

ALL-TIME ALPHABETICAL ROSTER

Johnson, Thomas (DT), Middle Tenn. St. ... 2009
Johnson, Tracy (RB), Clemson ... 1990-91
Johnson, Undra (RB), W Virginia ... 1989
Jones, Bob (WR), San Diego St. ... 1969
Jones, Bob (DB), Virginia Union ... 1975-76
Jones, Derrick (DE), Grand Valley State ... 2007
Jones, Earl (DB), Norfolk St. ... 1980-83
Jones, Henry (S), Illinois ... 2002
Jones, Jerry (DT), Bowling Green ... 1966
Jones, Joey (WR), Alabama ... 1986
Jones, Julio (WR), Alabama ... 2011
Jones, June (QB), Portland St. ... 1977-79
Jones, Keith (RB), Illinois ... 1989-92
Jones, Tony (WR), Texas ... 1992
Jordan, Antony (LB), Vanderbilt ... 2000-01
Jordan, Brian (S), Richmond ... 1989-91

K

Kadela, Dave (T), Virginia Tech ... 2001
Kanell, Danny (QB), Florida State ... 1999-00
Kay, Rick (LB), Colorado ... 1977
Kelly, Jeff (LB), Kansas State ... 1999-02
Kelly, Reggie (TE), Miss. State ... 1999-02, 2011
Kelly, Todd (DE), Tennessee ... 1996
Kendrick, Vince (RB), Florida ... 1974-75
Kenn, Mike (T), Michigan ... 1978-94
Kennedy, Lincoln (G/T), Washington ... 1993-95
Kerney, Patrick (DE), Virginia ... 1999-06
Kiewel, Jeff (G), Arizona ... 1985-87
Kinchin, Todd (WR), Louisiana State ... 1997-98
Kindle, Gregg (G), Tennessee St. ... 1976
King, Austin (C), Northwestern ... 2004-06
Kirouac, Lou (G/K), Boston College ... 1966-67
Kittner, Kurt (QB), Illinois ... 2002-03
Klein, Perry (QB), C.W. Post ... 1994-95
Knight, Leander (CB), Montclair St. ... 1988
Knutson, Matt (OL), North Dakota ... 2003
Koenen, Michael (P), W. Washington ... 2005-10
Koepfer, Rich (T), Oregon State ... 1966
Komlo, Jeff (QB), Delaware ... 1982
Kozlowski, Brian (TE), Connecticut ... 1997-03
Kramer, Erik (QB), N Carolina St. ... 1987
Kraynak, Rich (LB), Pittsburgh ... 1987
Krepfle, Keith (TE), Iowa St. ... 1982
Kuechenberg, Rudy (LB), Indiana ... 1971
Kunz, George (T), Notre Dame ... 1969-74
Kupp, Jake (G), Washington ... 1967
Kuykendall, Fulton (LB), UCLA ... 1975-84

L

Lake, Antwan (DE), West Virginia ... 2004-05
Lamb, Ron (RB), South Carolina ... 1972
Landrum, Mike (TE), So Miss ... 1984
Lang, Gene (RB), LSU ... 1988-90
Laughlin, Jim (LB), Ohio St. ... 1980-82, 87
Lavalais, Chad (DT), LSU ... 2004-05
Lavan, Al (S), Colorado St. U ... 1969-70
Lawrence, Kent (WR), Georgia ... 1970
Lawrence, Rolland (DB), Tabor ... 1973-80

Layne, George (FB), TCU ... 2001-03
Leake, John (LB), Florida ... 2005-06
Le Bel, Harper (TE), Col St. ... 1991-96
Ledbetter, Monte (WR), NW Louisiana ... 1969
Lee, Bob (WR), Minnesota ... 1969
Lee, Bob (QB), Pacific ... 1973-74
Lee, Danzell (TE), Lamar ... 1988
Lee, Dwight (RB), Michigan St. ... 1968
Lee, Ron (OL), Baylor ... 1983
Leftwich, Byron (QB), Marshall ... 2007
Lehr, Matt (G), Virginia Tech ... 2005-06
Lelie, Ashley (WR), Hawaii ... 2006
Lemmerman, Bruce (QB), San Fern. Val. ... 1968-69
Lester, Fred (FB), Alabama A&M ... 1997
Lens, Greg (DT), Trinity Texas ... 1970-71
Levenick, Dave (LB), Wisconsin ... 1983-84
Lewis, John (WR), Oklahoma St. ... 2003
Lewis, Mike (DT), Arkansas AM&N ... 1971-79
Lewis, Trey (NT), Washburn ... 2007-10
Linden, Errol (T), Houston ... 1966-68
Lofton, Curtis (LB), Oklahoma ... 2008-11
Logan, Ernie (DE), East Carolina ... 1993
Loneker, Keith (G), Kansas ... 1996
Long, Bob (WR), Wichita State ... 1968
Lothridge, Billy (P/S), Georgia Tech ... 1966-71
Loveall, Calvin (CB), Idaho ... 1988
Lowe, Amare (S), Washington ... 2005-06
Luckhurst, Mick (K), California ... 1981-87
Lyles, Robert (LB), TCU ... 1990-91
Lyons, Mitch (TE), Michigan State ... 1993-96

M

Mabra, Ron (DB), Howard ... 1975-76
Mack, Red (WR), Notre Dame ... 1966
Mahelona, Jesse (DT), Tennessee ... 2007
Malancon, Rydell (LB), Louisiana State ... 1984
Mallard, Josh (DE), Georgia ... 2006-07
Mallory, John (S), West Virginia ... 1967
Malone, Art (RB), Arizona State ... 1970-74
Mankins, Jim (RB), Florida State ... 1967
Manning, Rosie (T), NE Oklahoma ... 1972-75
Marchlewski, Frank (C), Minnesota ... 1966-68
Marshall, Randy (DE), Linfield ... 1970-71
Marshall, Rich (DT), Stephen F Austin ... 1966
Marshall, Whit (LB), Georgia ... 1999
Martin, Billy (TE), Georgia Tech ... 1966-67
Martin, Charles (NT), Livingston ... 1988
Martin, Tony (WR), Mesa ... 1998, 2001
Marx, Greg (DT), Notre Dame ... 1973
Mathis, Kevin (CB), Texas A&M-Comm. 02-04, 06
Mathis, Terance (WR), New Mexico ... 1994-01
Matlock, John (C), Miami ... 1970-71
Matthews, Al (TE), Vanderbilt ... 1983-85
Matthews, Aubrey (WR), Delta State ... 1986-88
Matthews, Clay (LB), Southern Cal ... 1994-96
Matthews, Cliff (DE), South Carolina ... 2011
Matthews, Henry (RB), Michigan St. ... 1973
Maurer, Andy (G), Oregon ... 1970-73
Maxie, Brett (S), Texas Southern ... 1994



HISTORY

ALL-TIME ALPHABETICAL ROSTER

Mayberry, James (RB), Colorado1979-81
Mazzetti, Tim (K), Pennsylvania1978-80
McBride, Tod (CB), UCLA.2003
McBurrows, Gerald (S), Kansas1999-03
McCadam, Kevin (S), Virginia Tech.2002-05
McCarthy, Brendan (RB), Boston Col1968
McCartney, Ron (LB), Tennessee.1977-79
McCauley, Tom (S/WR), Wisconsin1969-71
McClain, Dewey (LB), E Central Univ1976-80
McClure, Todd (C), LSU1999-11
McCord, Quentin (WR), Kentucky2001-03
McCrary, Fred (FB), Mississippi St2004-06
McCrary, Greg (TE), Clark1975-77
McDaniels, Pellom (DE), Oregon State ..1999-00
McDermott, Gary (RB), Tulsa1969
McDonald, Tommy (WR), Oklahoma.1967
McFadden, Paul (K), Youngstown State1989
McGee, Molly (RB), Rhode Island1974
McGill, Lenny (CB), Arizona State1996-97
McGrew, Reggie (DT), Florida2002
McInnis, Hugh (TE), So Mississippi1966
McIntyre, Corey (FB), West Virginia.2007
McIntyre, Secedrick (RB), Auburn1977
McKinnely, Phil (T), UCLA1976-80
McKyer, Tim (CB), Tex-Arlington ...1991-92, '96
McMillon, Steve (CB) Wyoming.1989
McQuilken, Kim (QB), Lehigh1974-77
Meier, Kerry (WR), Kansas2010-11
Morrow, Jeff (DE), W Virginia1975-83
Metcalf, Eric (WR/RB), Texas.1995-96
Meyers, Eddie (RB), Navy.1982
Mialik, Larry (TE), Wisconsin.1972-74
Miano, Rich (S), Hawaii.1995
Middleton, Ron (TE), Auburn1986-87
Mike-Mayer, Nick (K), Temple.1973-77
Mikeska, Russ (TE), Texas A&M1979-83
Millen, Hugh (QB), Washington.1988-90
Miller, Brandon (DE), Georgia.2008
Miller, Brett (T), Iowa1983-88
Miller, Chris (QB), Oregon1987-92
Miller, Jim (QB), Michigan State.1997
Miller, Jim (G) Iowa1971-72, 74
Miller, Junior (TE), Nebraska1980-83
Miller, Nate (OL), Louisiana State1995-97
Milling, James (WR), Maryland.1991-92
Mills, Shawn (WR), Southern Miss.2001
Milloy, Lawyer (S), Washington.2006-08
Milner, Martrez (TE), Georgia2007-08
Mims, David (WR), Baylor.1993-94
Mitchell, Barry (DE), Idaho1997
Mitchell, Brian (CB), BYU1991-92
Mitchell, Ken (LB), UNLV1973-74
Mitchell, Jim (TE), Prairie View1969-79
Mitchell, Leonard (T), Houston1987
Mitchell, Roland (CB), Texas Tech.1990
Mohr, Chris (P), Alabama.2001-04
Monroe, Rod (TE), Cincinnati.1998-99
Montgomery, Alton (S), Houston1993-95
Montgomery, Marv (T), USC1978

Moore, Michael (G), Troy State2003
Moore, Robert (S), Northwestern St.1986-89
Moore, Ron (DT), Northwest. Okla. St.2001
Moore, Tom (RB), Vanderbilt1967
Moore, William (S), Missouri2009-11
Moorehead, Kindal (DT), Alabama.2008
Morgan, Dwayne (OL), Clemson.2003
Moriarty, Tom (S), Bowling Green.1977-79, 81
Moroski, Mike (QB), Cal-Davis1979-84
Morris, Larry (LB), Georgia Tech1966
Morton, Christian (CB), Illinois.2004-05
Mraz, Mark (DE), Utah State.1987
Mughelli, Ovie (FB), Wake Forest2007-11
Musser, Neal (LB), NC State1981-83

N

Nagle, Browning (QB), Louisville1995-96
Neal, Louis (WR), Prairie View.1973-74
Neil, Dallas (TE), Montana2000, 02
Newman, Keith (LB), North Carolina2003
Newton, Cam (S), Furman2005-06
Nicholas, Stephen (LB), South Florida2007-11
Nobis, Tommy (LB), Texas1966-76
Nofsinger, Terry (QB), Utah.1967
Norton, Jim (DT/DE), Washington1967-68
Norwood, Jerious (RB), Mississippi2006-10
Norwood, Ralph (OT), LSU1989

O

Odomes, Nate (CB), Wisconsin1996
Ogden, Ray (TE), Alabama1967-68
Ogden, Ray (TE), Alabama1967-68
Ojinnaka, Quinn (T), Syracuse2006-09
Oliver, Winslow (RB), New Mexico.1999-00
Omiyale, Frank (T), Tennessee Tech2006
O'Neal, Matt (C), Oklahoma.2000
Ortega, Ralph (LB), Florida.1975-78
Oswald, Paul (G), Kansas.1988
Overstreet, Will (LB), Tennessee.2002-03
Owens, Chris (CB) San Jose State2009-11
Owens, Dan (DT), Southern California ..1996-97
Oxendine, Ken (RB), Virginia Tech.1998-99

P

Pahukoa, Jeff (G/T), Washington1995-96
Palmer, Dick (LB), Kentucky1974
Palmer, Michael (TE), Clemson2010-11
Pattera, Greg (RB), Slippery Rock1989
Pathon, Jerome (WR), Washington2005
Patton, Ricky (RB), Jackson St.1978
Paulk, Jeff (FB), Arizona St.1999
Pearson, Dennis (WR), San Diego St.1978-79
Peelle, Justin (TE), Oregon2008-10
Pellegrini, Joe (C), Harvard1984-86
Pegram, Erric (RB), N Tex St.1991-94
Pennington, Terrance (OT), New Mexico ...2007
Pennywell, Robert (LB), Grambling.1977-80
Peprah, Charlie (S), Alabama2009
Perko, Mike (DT), Utah St.1982



HISTORY

ALL-TIME ALPHABETICAL ROSTER

Peters, Corey (DT), Kentucky 2010-11
Peterson, Mike (LB), Florida 2009-11
Peterson, Todd (K), Georgia 2005
Phillips, Anthony (CB), Tex. A&M Kingsv. 1994-96
Phillips, Jason (WR) Houston 1991-93
Phillips, Ray (LB), North Carolina St. 1986
Philyaw, Maren (WR), Troy State 2000-01
Pickens, Bruce (CB), Nebraska 1992
Pilgrim, Evan (G/C), BYU 1999-00
Pillers, Lawrence (DT), Alcorn State 1985
Pinner, Artose (RB), Kentucky 2007
Pittman, Bryan (LS), Washington 2009
Pitts, Mike (DE), Alabama 1983-86
Pleasant, Anthony (DE), Tennessee St. 1997
Pleasant, Reggie (DB), Clemson 1985
Plummer, Tony (S), Pacific 1971-73
Poage, Ray (TE), Texas 1971
Pollard, Marcus (TE), Bradley 2008
Portilla, Jose (T), Arizona 1998-99
Powell, Carlton (DT), Virginia Tech 2011
Prater, Matt (K), Central Florida 2007
Preston, Roell (WR), Mississippi 1995-96
Price, Peerless (WR), Tennessee 2003-04
Pridemore, Tom (S), West Virginia 1978-85
Primus, James (RB), UCLA 1988-89
Pringle, Mike (RB), Cal State-Fullerton 1990
Pritchard, Mike (WR), Colorado 1992-93
Pritchett, Billy Ray (RB), W. Texas St. 1976-77
Pritchett, Stanley (FB), South Carolina 2004
Pritchett, Wes (LB), Notre Dame 1991
Profit, Joe (RB), NE Louisiana 1971-73
Provence, Andrew (DT), S Carolina 1983-87
Pruitt, Etric (S), Southern Miss 2004

Q

Quarterman, Kurt (OL), Louisville 2007

R

Rackley, Derek (TE), Minnesota 2000-05
Rade, John (LB), Boise St. 1983-92
Rader, Jason (TE), Marshall 2008-09
Radloff, Wayne (C), Georgia 1986-89
Rassas, Nick (S), Notre Dame 1966-68
Ray, Eddie (RB), LSU 1972-74
Ray, Terry (S), Oklahoma 1992
Reaves, Ken (CB), Norfolk St. 1966-73
Rector, Ron (RB), Northwestern 1966-67
Redding, Reggie (T), Cal St. Ful 1991
Redman, Chris (QB), Louisville 2007-11
Redmon, Anthony (G), Auburn 2000
Redmond, Rudy (CB), Pacific 1969-71
Reed, Frank (DB), Washington 1976-80
Reed, Oscar (RB), Colorado State 1975
Reese, Ike (LB), Michigan State 2005-06
Reid, Michael (LB), Wisconsin 1987-92
Reese, Guy (DT), SMU 1966
Renfroe, Gilbert (QB), Tenn St. 1990
Reynolds, Garrett (OT), North Carolina... 2009-11
Richards, Bobby (DE), LSU 1966-67

Richards, Dave (G), UCLA 1994-96
Richardson, Al (LB), Georgia Tech 1980-85
Richardson, Jerry (CB/S), W Texas St. 1966-67
Richardson, Wally (QB), Penn St. 1999
Riddick, Louis (S), Pittsburgh 1992, '96
Ridlehuber, Preston (RB), Georgia 1966
Riggle, Bob (S), Penn State 1966-67
Riggs, Gerald (RB), Arizona St. 1982-88
Riley, Karon (LB), Minnesota 2002-04
Rison, Andre (WR), Mich St. 1990-94
Ritcher, Jim (G), North Carolina St. 1994-95
Rivers, Ron (RB), Fresno State 2000
Roberts, Gary (G), Purdue 1970
Roberts, George (P), Virginia Tech 1982
Roberts, Guy (LB), Maryland 1976
Robertson, Jamal (RB), Ohio Northern 2006
Robinson, Bo (RB), W Texas St. 1981-83
Robinson, Dunta (CB), South Carolina 2010-11
Robinson, Eugene (S), Colgate 1998-99
Robinson, Laurent (WR), Illinois State ... 2007-08
Robison, Tommy (G), Texas A&M 1989
Robinson, Travaris (S), Auburn 2003
Rodgers, Jacquizz (RB), Oregon St. 2011
Rogers, Doug (DE), Stanford 1982
Rogers, Joe (WR), Texas Southern 1994
Rogers, Sam (LB), Colorado 2002-03
Romberg, Brett (C), Miami (Fla.) 2009, 2011
Roques, Burnell (WR), Claremont 1996
Ross, Derek (CB), Ohio State 2003
Ross, Kevin (CB), Temple 1994-95
Rossum, Allen (PR/KR/CB), Notre Dame 2002-06
Rozier, Mike (RB), Nebraska 1990-91
Rubke, Karl (DT), USC 1966-67
Ruether, Mike (C), Texas 1990-93
Rushing, Marion (LB), So Illinois 1966-68
Russ, Carl (LB), Michigan 1975
Russell, Twan (LB), Miami 2003
Ryan, Matt (QB), Boston College 2008-11
Ryckman, Billy (WR), Louisiana Tech 1977-79
Ryczek, Paul (C), Virginia 1974-79

S

Sabatino, Bill (DT), Colorado 1969
Sadowski, Troy (TE), Georgia 1990
Saffer, Michael (OL), UCLA 2003
Salaam, Ephraim (T), San Diego St. 1998-01
Sandeman, Bill (T), Pacific 1967-73
Sanders, Bob (LB), N Texas St. 1967
Sanders, Deion (CB), Florida St. 1989-93
Sanders, Eric (T), Nevada-Reno 1981-86
Sanders, James (S), Fresno State 2011
Sanders, Lewis (CB), Maryland 2007
Sanders, Ricky (WR), SW Texas St. 1994-95
Santiago, O.J. (TE), Kent State 1997-99
Sauer, Craig (LB), Minnesota 1996-99
Saxton, Brian (TE), Boston College 1997
Scales, Charlie (RB), Indiana 1966
Schmidt, Roy (G/T), Long Beach St. 1969
Schaub, Matt (QB), Virginia 2004-06



HISTORY

ALL-TIME ALPHABETICAL ROSTER

Schillinger, Shann (S), Montana 2010-11
Schneck, Mike (LS), Wisconsin 2007-09
Schonert, Turk (QB), Stanford 1986
Schreiber, Adam (C/G), Texas 1997-99
Schulters, Lance (S), Hofstra 2006
Scott, Bryan (S), Penn State 2003-05
Scott, Dave (T), Kansas 1976-82
Scott, Freddie (WR), Penn State 1996
Scully, John (C), Notre Dame 1981-90
Seay, Virgil (WR), Troy St. 1984
Settle, John (RB), Appalachian 1987-90
Shabazz, Siddeeq (S), New Mexico State 2003-04
Shaffer, Kevin (T), Tulsa 2002-05
Sharp, Dan (TE), Texas Christian 1987
Sharpe, Glenn (CB), Miami (Fla.) 2008
Shay, Jerry (DT), Purdue 1968-69
Shears, Larry (CB), Lincoln, Mo 1971
Shelley, Elbert (S), Arkansas State 1987-96
Sherlag, Bob (WR), Memphis St. 1966
Shiner, Dick (QB), Maryland 1971-73
Shivers, Wes (T), Mississippi St. 2000
Shockley, D.J. (QB), Georgia 2006-08
Shropshire, Darrell (DT), South Carolina 2005-06
Sidbury, Lawrence (DE), Richmond 2009-11
Sidle, Jimmy (TE/RB), Auburn 1966
Sieminski, Chuck (DT), Penn State 1966-67
Silvestri, Carl (CB-S), Wisconsin 1966
Simeta, Mike (DT), Kansas St. 1983
Simoneau, Mark (LB), Kansas St. 2000-02
Simmons, Jerry (WR), Bethune-Cookman 1967-69
Simon, Jim (G/T), Miami 1966-68
Sims, Joe (T), Nebraska 1991
Sloan, Steve (QB), Alabama 1966-67
Small, Gerald (CB), San Jose St. 1984
Small, John (DT), Citadel 1970-72
Smigelsky, Dave (P), Virginia Tech 1982
Smith, Antone (RB), Florida State 2010-11
Smith, Brady (DE), Colorado St 2000-05
Smith, Chuck (DE), Tennessee 1992-99
Smith, Don (DE), Miami 1979-84
Smith, Ed (TE), no college 1997-98
Smith, Maurice (RB), North Car. A&T. . 2000-02
Smith, Mike (WR), Grambling 1980
Smith, Ralph (TE), Mississippi 1969
Smith, Reggie (WR), NC Central 1980-81
Smith, Ron (CB/WR), Wisconsin 1966-67
Smith, Royce (G), Georgia 1974-76
Smith, Tony (RB), Southern Miss. 1992-94
Smith, Vinson (LB), E Carolina 1988
Snelling, Jason (RB), Virginia 2007-11
Snider, Malcolm (G), Stanford 1969-71
Snyder, Todd (WR), Ohio U. 1970-72
Sobocinski, Phil (C), Wisconsin 1968
Solomon, Jesse (LB), Florida St. 1992
Spencer, Darryl (WR), Miami-Fla 1994-95
Spiller, Phil (S), Cal State-LA 1968
Spiva, Andy (LB), Tennessee 1977
Spivey, Mike (CB), Colorado 1982
Stamps, Sylvester (WR), Jackson St. 1984-88

Stanback, Haskel (RB), Tennessee 1974-79
Stanciel, Jeff (RB), Miss Valley 1969
Stanley, Montavious (DT), Louisville 2007
Stecker, Aaron (RB), Western Illinois 2009
Steinfort, Fred (PK), Boston College 1977-78
Stepanovich, Alex (C), Ohio State 2008
Stewart, Matt (LB), Vanderbilt 2001-04
Stewart, Steve (LB), Minnesota 1978
Still, Bryan (WR), Virginia Tech 1999
Stinson, Lemuel (CB), Texas Tech 1993
Stokes, Barry (T), Eastern Michigan 2005
Stone, Daren (S), Maine 2007
Strahan, Art (DT), Texas Southern 1968
Strong, Ray (RB), Nevada/Las Vegas 1978-82
Stutz, Boone (TE/LS) Texas A&M. 2006-07
Stryzinski, Dan (P), Indiana 1995-00
Styles, Lorenzo (LB), Ohio State 1995-96
Suchy, Larry (CB), Mississippi College 1968
Sullivan, Jim (DE), Lincoln, MO 1970
Sullivan, Pat (QB), Auburn 1972-75
Sutter, Eddie (LB), Northwestern 1997
Svitek, Will (OT), Stanford 2009-11
Swayda, Shawn (DE), Arizona State 1998-01
Szczeko, Joe (DT), Northwestern 1966-68

T

Talbert, Don (T), Texas 1966-68
Talley, Ben (LB), Tennessee 1998
Talley, Darryl (LB), West Virginia 1995
Tate, Rodney (RB), Texas 1984
Taylor, Henry (DT), South Carolina 2000
Taylor, Johnnie (LB), Hawaii 1984-86
Taylor, Malcom (DE), Tennessee St. 1989
Taylor, Terry (CB), Southern Illinois 1995
Taylor, Tony (LB), Georgia 2007
Teague, Matthew (DE), Prairie View 1981
Ten Napel, Garth (LB), Texas A&M 1978
Thaxton, Galand (LB), Wyoming 1989
Thibodeaux, Keith (CB), N.W. Louisiana 1999
Thielemann, RC (G), Arkansas 1977-84
Thierry, John (LB), Alcorn St. 2002
Thomas, Ben (DE), Auburn 1989
Thomas, Chuck (G), Oklahoma 1985
Thomas, George (WR), Nev.-Las Vegas . 1989-92
Thomas, Rodney (RB), Texas A&M 2001
Thomas, Sean (DB), TCU 1985
Thompson, Michael (T), Tennessee St. 2000-02
Thompson, Woody (RB), Miami 1975-77
Thornal, Kevin (WR), S. Methodist 1997
Tilleman, Mike (DT), Montana 1973-76
Tinker, Gerald (WR), Kent State 1974-75
Tippins, Ken (LB), MTSU 1990-95
Tobeck, Robbie (C), Washington St. 1993-99
Togiai, Jerry (DL), Kansas St. 2002
Tolleson, Tommy (WR), Alabama 1966
Tolliver, Billy Joe (QB), Texas Tech 1991-93, '96-97
Toloumu, David (RB), Hawaii 1982
Torrence, Leigh (CB), Stanford 2005
Traynham, Wade (K), Frederick 1966-67



HISTORY

ALL-TIME ALPHABETICAL ROSTER

Tuaolo, Esera (DT), Oregon State1998
Tuggle, Jessie (LB), Valdosta State1987-00
Turnbull, Nick (DS), Florida International ... 2006
Turner, Jimmy (CB), UCLA1986-87
Turner, Michael (RB), Northern Illinois ...2008-11
Tutson, Tom (DB), SC State1983
Tuttle, Perry (WR), Clemson1984
Tyner, Scott (P), Oklahoma State1994
Tyrrell, Tim (RB), No. Illinois1984-86

U

Ulmer, Artie (LB), Valdosta State2001-05

V

Van Note, Jeff (C), Kentucky1969-86
Vaughn, Darrick (CB/Ret), Southwest Tex.2000-01
Vaughn, Khaleed (DE), Clemson2004
Veal, Demetrin (DT)2003
Verdin, Clarence (KR), SW Louisiana1994
Vick, Michael (QB), Virginia Tech2001-06
Vinson, Tony (RB), Towson State1995
Vinyard, Kenny (K), Texas Tech1970

W

Wages, Harmon (RB), Florida1968-71,73
Wagoner, Danny (DB), Kansas1985
Walker, Chuck (DT), Duke1972-75
Walker, Cleo (LB), Louisville1971
Walker, Darnell (CB), Oklahoma1993-96
Walker, Vance (DT), Georgia Tech2009-11
Wallace, Anthony (RB), California1993
Walls, Darrin (CB), Notre Dame2011
Warwick, Lonnie (LB), Tenn Tech1973-74
Washington, Charles (S), Cameron1992-94
Washington, Joe (RB), Oklahoma1985
Washington, Joe (RB), Illinois St.1973
Washington, Ronnie (LB), NE Louisiana St...1985
Waskiewicz, Jim (C), Wichita St1969
Watson, Ryan (DL), Appalachian St.2002
Weary, Fred (CB), Florida2002
Weatherford, Jim (S), Tennessee1969
Weatherspoon, Sean (LB), Missouri2010-11
Weatherley, Jim (C), None1976
Webster, Jason (CB), Texas A&M2004-06
Weems, Eric (WR), Bethune-Cookman ...2007-11
Weiner, Todd (T), Kansas St.2002-08
West, Ed (TE), Auburn1997
Wheelwright, Ernie (RB), So. Illinois1966-67
Whisenhunt, Ken (TE), Georgia Tech ...1985-88
White, Chris (DE), Southern2000
White, Dez (WR), Georgia Tech2004-05
White, Lyman (LB), LSU1981-82
White, Roddy (WR), UAB2005-11
White, William (S), Ohio State1997-98
Whitfield, Bob (OT), Stanford1992-03
Whitlow, Bob (C), Arizona1966
Widell, Dave (G), Boston College1998
Wiley, Chuck (DE), LSU2000-01
Wilkerson, Ben (C), LSU2007-08

Wilkes, Reggie (LB), Georgia Tech1986-87
Wilkins, Gary (TE), Georgia Tech1988-91
Wilkins, Marcus (LB), Texas2007
Williams, Brandon (CB), Michigan2003
Williams, Brian (CB), North Carolina State2009-10
Williams, Clay (T), Indiana1996
Williams, Demorrio (LB), Nebraska2004-07
Williams, Elijah (CB), Florida1998-01
Williams, Gene (G/T), Iowa State1996-99
Williams, Jimmy (CB), Virginia Tech ...2006-07
Williams, Joel (LB), Wis/LaCrosse1979-82, 86-89
Williams, Keith (RB), SW Missouri1986
Williams, Richard (RB) Memphis St.1983
Williams, Sam (DE), Michigan State1966-67
Williams, Thomas (DE), Wyoming1994
Williams, Travis (LB), Auburn2007
Williams, Tyrone (CB), Nebraska2003
Willig, Matt (T/G), Southern California..1996-97
Willis, Mitch (DT), SMU1988
Wilson, Brenard (S), Vanderbilt1987
Wilson, Jim (C), Georgia1967
Wilson, John Parker (QB), Alabama2009-10
Wilson, Wade (QB), East Texas St.1992
Wimberly, Marcus (S), Miami1997
Windauer, Bill (DT), Iowa1976
Winkler, Randy (G), Tarleton St.1968
Wire, Coy (LB), Stanford2008-10
Woerner, Scott (S), Georgia1981
Wolski, Bill (RB), Notre Dame1966
Wood, Bo (DE), North Carolina1967
Woodberry, Dennis (CB), S. Arkansas1986
Wright, James (TE), Texas Christian1978-79
Wright, John (WR), Illinois1968
Wright, Nate (S), San Diego St.1969

Y

Yarno, George (C/G), Wash St.1988
Yeates, Jeff (DT), Boston College1976-84
Young, Ben (TE), UT-Arlington1983
Youngblood, Kevin (WR), Clemson2006

Z

Zackery, Tony (DB), Washington1989
Zandofsky, Mike (G), Washington1994-96
Zeke, Mike (DT), Kent1979-83
Zelenka, Joe (LS), Wake Forest2009-11
Zgonina, Jeff (DT), Purdue1996
Zinger, Keith (TE), LSU2009
Zook, John (DE), Kansas1969-75



HISTORY RECENT MAJOR TRADES

2012

Traded its 2012 seventh round selection (229th overall), IN EXCHANGE FOR Philadelphia Eagles CB Asante Samuel.

2011

Traded its 2011 first round selection (27th overall), second round pick (59th overall), fourth round selection (124th overall) and 2012 first and fourth round picks IN EXCHANGE FOR the Cleveland Browns 2011 first round pick (sixth overall). The Falcons selected WR Julio Jones from Alabama.

2010

Traded its 2010 second round pick to Kansas City IN EXCHANGE FOR TE Tony Gonzalez.

2010

Traded its 2010 seventh round pick to St. Louis IN EXCHANGE FOR CB Tye Hill.

2009

Traded WR Laurent Robinson, fifth round (160th overall) and sixth round (196th overall) picks to St. Louis IN EXCHANGE FOR its fifth round (138th overall) and sixth round (176th overall) picks

2008

Traded seventh round pick to Denver IN EXCHANGE FOR CB Domonique Foxworth.

2007

Traded QB Matt Schaub to Houston IN EXCHANGE FOR undisclosed draft picks from Texans.

2006

Traded first round pick (15th overall) to Denver IN EXCHANGE FOR Broncos' first round pick (29th overall), third round pick (93rd overall) and 2007 seventh round pick. Falcons trade first round pick from Denver to New York Jets for DE John Abraham. Traded fourth round pick to Cleveland IN EXCHANGE FOR S Chris Crocker. Traded unconditional draft choice in 2007 and S Bryan Scott to New Orleans IN EXCHANGE FOR T Wayne Gandy.

2004

Traded second round pick (38th overall), third round pick (69th overall) and fourth round pick (125th overall) in 2004 to Indianapolis IN EXCHANGE FOR Indianapolis' first round pick (29th overall) and third round pick (90th overall) in 2004.

2004

Traded sixth round pick (174th overall) to Miami IN EXCHANGE FOR Miami's sixth round pick (186th overall) and seventh round pick (219th overall) in 2004.

2003

Traded T Michael Thompson to Seattle IN EXCHANGE FOR a conditional draft pick in 2004.

2003

Traded first-round pick (23rd overall) in 2003 to Buffalo IN EXCHANGE FOR WR Peerless Price.

2003

Traded LB Mark Simoneau to Philadelphia IN EXCHANGE FOR Philadelphia's sixth-round pick (202nd overall, DB Wayne Bacon) in 2003.

2002

Traded conditional draft pick in 2004 to San Diego IN EXCHANGE FOR WR Trevor Gaylor.

2002

Traded first-round pick (17th overall) to Oakland IN EXCHANGE FOR Oakland's first-round (18th overall, RB T.J. Duckett) and fifth-round (158th overall, QB Kurt Kittner) picks.

2002

Traded third-round pick in 2003 to Houston IN EXCHANGE FOR Houston's fourth-round pick (116th overall, OL Martin Bibla) in 2002.

2001

Traded first- (fifth overall) and third-round picks in 2001, second-round pick in 2002 and WR Tim Dwight to San Diego IN EXCHANGE FOR San Diego's first round pick in 2001 (No. 1 overall, QB Michael Vick).

2001

Traded seventh-round pick in 2001 to Tampa Bay IN EXCHANGE FOR QB Eric Zeier.

2000

Traded TE O.J. Santiago to Dallas IN EXCHANGE FOR Dallas' fourth-round pick in 2001 (102nd overall, LB Matt Stewart).

1999

Traded first-round pick in 2000 to Baltimore IN EXCHANGE FOR Baltimore's second-round pick in 1999 (42nd overall, TE Reggie Kelly).

1997

Traded first- (third overall) and third-round (63rd overall) picks in 1997 to Seattle IN EXCHANGE FOR Seattle's first- (11th overall, CB Michael Booker), second (41st overall, RB Byron Hanspard), third- (70th overall, TE O.J. Santiago) and fourth-round (100th overall, LB Henri Crockett) picks.



HISTORY RECENT MAJOR TRADES

1997

Traded fifth-round pick (140th overall) in 1997, which was obtained from Oakland for Lincoln Kennedy, to Washington IN EXCHANGE FOR Washington's sixth- (180th overall, C Calvin Collins) and seventh-round (222nd overall, S Chris Bayne) picks.

1997

Traded fourth- (98th overall) and sixth-round (165th overall) picks to Houston IN EXCHANGE FOR QB Chris Chandler.

1996

Traded S Roger Harper to Dallas IN EXCHANGE FOR Dallas' fourth- (127th overall, CB Juran Bolden) and fifth-round (164th overall, DE Gary Bandy) picks.

1996

Traded fifth-round pick in 1996 to Baltimore IN EXCHANGE FOR G Gene Williams.

1995

Traded first-round pick (10th overall) to Cleveland IN EXCHANGE FOR WR Eric Metcalf and Cleveland first-round pick (26th overall, S Devin Bush).

1994

Traded first and third-round picks in 1994, and first-round pick in 1995 to Indianapolis IN EXCHANGE FOR QB Jeff George.

1994

Traded second-round pick in 1994 and first-round pick in 1995 to Minnesota IN EXCHANGE FOR DE Chris Doleman and second-round pick (WR Bert Emmanuel).

1993

Traded WR Mike Pritchard and seventh-round pick to Denver IN EXCHANGE FOR Denver's first-round pick in 1995 (traded for Chris Doleman) and its third-round pick in 1994 (Alai Kalanuvalu).

1993

Traded WR James Milling to Green Bay IN EXCHANGE FOR DE Lester Archambeau.

1992

Traded DT Tony Casillas to Dallas IN EXCHANGE FOR Dallas' second- (DE Chuck Smith) and eighth-round (TE Reggie Dwight) picks.

1992

Traded QB Brett Favre to Green Bay IN EXCHANGE FOR Green Bay's first-round pick in 1992 (17th overall, RB Tony Smith).

1991

Traded third-round pick to Miami IN EXCHANGE FOR CB Tim McKyer.

1990

Traded first- and fourth-round picks to Indianapolis IN EXCHANGE FOR WR Andre Rison, T Chris Hinton, and Indianapolis' first- (WR Mike Pritchard) and fifth-round (T Reggie Redding) picks in 1991.

1989

Traded second-, fourth- and 10th-round picks to Cincinnati IN EXCHANGE FOR Cincinnati's first-round pick (27th overall, WR Shawn Collins).

1989

Traded RB Gerald Riggs to Washington IN EXCHANGE FOR Washington's first-round pick (20th overall, RB Steve Broussard) in 1990 and its second-round pick (T Ralph Norwood) in 1989.

1985

Traded second-round pick (33rd overall) in 1985 and second-round pick (30th overall) in 1986 to Washington IN EXCHANGE FOR Washington's first-round pick (17th overall, T Bill Fralic) in 1986 and its second-round pick (45th overall) in 1985.

1985

Traded first- and third-round picks in 1985 to Minnesota IN EXCHANGE FOR Minnesota's first-round pick (second overall, T Bill Fralic) in 1985.

1975

Traded T George Kunz and first-round pick (third overall) in 1975 to Baltimore IN EXCHANGE FOR Baltimore's first- (Steve Bartkowski) and sixth-round (Fulton Kuykendall) picks in 1975.

1974

Traded first-round pick (17th overall) and QB Bob Berry to Minnesota IN EXCHANGE FOR QB Bob Lee and LB Lonnie Warwick.

1973

Traded first-round pick to Houston IN EXCHANGE FOR DT Mike Tilleman.

1972

Traded LB Malcolm Snider to Green Bay IN EXCHANGE FOR RB Dave Hampton.

1967

Traded first-round pick (third overall) to San Francisco IN EXCHANGE FOR WR Bernie Casey, T Jim Wilson and DE Jim Norton.



HISTORY PLAYERS OF THE YEAR

1966

Tommy Nobis, LB

1967

Junior Coffey, RB

1968

Tommy Nobis, LB

1969

Jim Butler, RB

1970

Jim Mitchell, TE

1971

Don Hansen, LB

1972

Dave Hampton, RB

1973

Bob Lee, QB

1974

Ray Brown, S

1975

Dave Hampton, RB

1976

Claude Humphrey, DE

1977

Rolland Lawrence, DB

1978

Greg Brezina, LB

1979

Wallace Francis, WR

1980

Steve Bartkowski, QB

1981

William Andrews, RB

1982

Fulton Kuykendall, LB

1983

William Andrews, RB

1984

Gerald Riggs, RB

1985

Gerald Riggs, RB

1986

Bill Fralic, OG

1987

Bill Fralic, OG

1988

John Settle, RB

1989

Chris Miller, QB

1990

Andre Rison, WR

1991

Deion Sanders, CB

1992

Deion Sanders, CB/KR

1993

Andre Rison, WR

1994

Terance Mathis, WR

1995

Morten Andersen, K

1996

Jamal Anderson, RB

1997

Jessie Tuggle, LB

1998

Jamal Anderson, RB

1999

Terance Mathis, WR

2000

Ray Buchanan, CB

2001

Keith Brooking, LB

2002

Michael Vick, QB

2003

Alge Crumpler, TE

2004

Patrick Kerney, DE

2005

Warrick Dunn, RB

2006

Alge Crumpler, TE

2007

Roddy White, WR

2008

Michael Turner, RB

2009

Tony Gonzalez, TE

2010

Matt Ryan, QB

2011

Matt Ryan, QB



QB MATT RYAN



HISTORY ALL-PRO

1967

Tommy Nobis, LB (AP, 1st team)

1971

Claude Humphrey, DE (NEA, 1st team)

1972

Claude Humphrey, DE (AP, Pro Football Weekly, Football News, NEA, Football Digest, PFWA, 1st teams)

1973

Claude Humphrey, DE (AP, Pro Football Weekly, PFWA, Football News, Computer Kickoff, 1st teams)
Nick Mick-Mayer, K (Pro Football 1972 Weekly, 1st team) Mike Tilleman, DT (National Star News Service, 1st team)

1974

Claude Humphrey, DE (NEA, 1st team) Rolland Lawrence, DB (AP, PFWA, 1st teams)

1980

Mike Kenn, OT (AP, PFWA, NEA, 1st teams)

1981

Alfred Jenkins, WR (AP, PFWA, 1st teams)

1982

R.C. Thieleman, OG (AP, CPFNW, 1st team) Mike Kenn, OT (CPFNW, 1st team; AP, NEA, 2nd team)
William Andrews, RB (AP, 2nd team) Jeff Van Note, C (AP, 2nd team), Joel Williams, LB (AP, 2nd team)

1983

William Andrews, RB (NEA, TSN, Football Digest 1st teams; CPFNW, 2nd team) Billy Johnson, PR (Pro Football Weekly, TSN, CPFNW, PFWA, Football Digest 1st teams; AP 2nd team) Mike Kenn, T (Pro Football Weekly, 1st team; AP, CPFNW, 2nd teams)

1986

Bill Fralic, G (AP, NEA, Pro Football Weekly, Sporting News, 1st team)

1987

Bill Fralic, G (AP, NEA, PFWA, Sporting News, 1st team) Sylvester Stamps, KR (Sporting News)

1988

Bill Fralic, G (Coll. & Pro FB Newsweekly, 1st team; AP, 2nd team) Scott Case, CB (AP, 2nd team)
John Settle, RB (Sports Illustrated)

1989

Tony Casillas, DT (AP, 2nd team) Bill Fralic, G (AP, 2nd team)

1990

Andre Rison, WR (AP, 1st team)

1991

Mike Kenn, T (AP, 1st team) Andre Rison, WR (AP, 2nd team) Deion Sanders, CB (AP, 2nd team) Jessie Tuggle, LB (SI)

1992

Deion Sanders, CB (AP, 1st team, returner, AP, 2nd team, CB) Andre Rison, WR (AP, 2nd team)

1993

Deion Sanders, CB (AP, 1st team, CB) Chris Hinton, T (AP 1st team) Andre Rison, WR (AP, 2nd team) Norm Johnson, K (AP, 2nd team)

1994

Terance Mathis, WR (AP, 2nd team)

1995

Morten Andersen, K (AP, 1st team)

1998

Jamal Anderson, RB (AP, 1st team; Pro Football Weekly, 1st team), Jessie Tuggle, LB (AP, 2nd team), Ray Buchanan, CB (AP, 2nd team)

2000

Darrick Vaughn, CB/KR (AP, 2nd team; College & Pro Football Weekly, 2nd team)

2002

Keith Brooking, LB (College & Pro Football Weekly, 1st team; Football Digest, 1st team; AP, 2nd team)

2004

Keith Brooking, LB (College & Pro Football Weekly, 2nd team; Football Digest, 1st team; AP, 2nd team)
Alge Crumpler, TE (Football Digest, 2nd team), Patrick Kerney (College & Pro Football Weekly, Football Digest, Associated Press, 2nd team)

2005

Rod Coleman, DT (Pro Football Weekly, 1st team; PFWA, 1st team; AP, 2nd team)

2008

Michael Turner, RB (AP, 1st team; PFWA, 1st team; Sporting News, 1st team) John Abraham, DE (PFWA, 1st team; AP, 2nd team)

2009

Michael Turner, RB (AP, 1st team; PFWA, 1st team; Sporting News, 1st team) John Abraham, DE (PFWA, 1st team; AP, 2nd team)



HISTORY ALL-PRO & ALL-NFC

2010

John Abraham, DE (AP, 1st team; Sporting News, 1st team), Roddy White, WR (AP 1st team; Sporting News, 1st team; PFW/PFWA All-NFL team, NFL Alumni wide receiver of the year), Michael Turner, RB (AP, 2nd team), Ovie Mughelli, FB (AP, 2nd team), Eric Weems, ST (PFW/PFWA All-NFL team)

ALL-NFC

1970

Claude Humphrey, DE (UPI, 1st team)

1971

Claude Humphrey, DE (UPI, 1st team), Claude Humphrey, DE (UPI, AP, TSN, Football Digest, Football News, 1st teams), John James, P (Pro Football Weekly, Football Digest, 1st teams), Dennis Havig, OG (UPI, Football Digest, 1st team)

1973

Claude Humphrey, DE (UPI, AP, TSN, Pro Football Weekly, 1st teams), George Kunz, OT (UPI, Pro Football Weekly, 1st teams), Nick Mike-Mayer, K (TSN, Pro Football Weekly, AP, 1st teams)

1977

John James, P (TSN, 1st team), Rolland Lawrence, DB (UPI, 1st team)

1980

Mike Kenn, OT (UPI, 1st team), Jeff Van Note, C (UPI, 1st team)

1981

Mike Kenn, OT (UPI, 1st team)

1982

Mike Kenn, OT (UPI, 1st team), R.C. Thielemann, OG (UPI, 1st team), William Andrews, RB (UPI, 1st team)

1983

Mike Kenn, T (Pro Football Weekly, 1st team; UPI 2nd team), Billy Johnson, PR (Pro Football Weekly, 1st team), R.C. Thielemann, G (UPI, 2nd team)

1984

Mike Kenn, T (UPI, 2nd team), Gerald Riggs, RB (UPI, 2nd team)

1986

Bill Fralic, G (UPI, Pro Football Weekly, 1st team), Rick Bryan, DE (UPI, 2nd team)

1987

Bill Fralic, G (UPI, PFWA, 1st team), Rick Donnelly, P (UPI, 2nd team)

1988

Rick Donnelly, P (UPI, 2nd team), Scott Case, CB (UPI, 1st team), Bill Fralic, G (UPI, 1st team)

1989

Bill Fralic, G (UPI, 1st team), Tony Casillas, DL (UPI, 2nd team)

1990

Andre Rison, WR (UPI, 1st team)

1991

Mike Kenn, T (UPI), Jessie Tuggle, LB (UPI), Deion Sanders, CB (UPI)

1993

Norm Johnson, K (UPI), Chris Hinton, T (UPI), Deion Sanders, CB (UPI)

1994

Terance Mathis, WR (UPI, 2nd team), Jessie Tuggle, LB (UPI, 2nd team)

1995

Morten Andersen, K (UPI, 1st team)

1996

Bob Whitfield, T (UPI, 2nd team)

1997

Chuck Smith, DE (Pro Football Weekly, 1st team NFC; Football Digest All-NFL team)

1998

Jamal Anderson, RB (Pro Football Weekly), Jessie Tuggle, LB (Pro Football Weekly), Ray Buchanan, CB (Pro Football Weekly)

2000

Darrick Vaughn, Returner (Pro Football Weekly)

2004

Keith Brooking, LB (Pro Football Weekly), Rod Coleman, DT (Pro Football Weekly)

2005

Rod Coleman, DT (Pro Football Weekly; PFWA)



HISTORY PRO BOWL SELECTIONS

1966

Tommy Nobis, LB

1967

Tommy Nobis, LB (2)

1968

Tommy Nobis, LB (3)

1969

Jim Butler, RB
Bob Berry, QB
Greg Brezina, LB
Bob Etter, K
George Kunz, OT
Jim Mitchell, TE
Ken Reaves, DB

1970

Claude Humphrey, DE
Tommy Nobis, LB (4)

1971

Claude Humphrey, DE (2)
George Kunz, OT (2)

1972

George Kunz, OT (3)
Tommy Nobis, LB (5)
Jim Mitchell, TE (2)
Claude Humphrey, DE (3)

1973

John Zook, DE
Nick Mick-Mayer, K
George Kunz, OT (4)
Claude Humphrey, DE (4)

1974

Jeff Van Note, C
Claude Humphrey, DE (5)
George Kunz (5)

1975

Jeff Van Note, C (2)
John James, P

1976

John James, P (2)

1977

John James, P (3)
Claude Humphrey, DE (6)

Rolland Lawrence, DB

1978

No Selections

1979

Jeff Van Note, C (3)

1980

Mike Kenn, OT
Steve Bartkowski, QB
Jeff Van Note, C (4)
Alfred Jenkins, WR
William Andrews, RB
Junior Miller, TE

1981

Mike Kenn, OT (2)
Steve Bartkowski, QB (2)
Jeff Van Note, C (5)
Alfred Jenkins, WR (2)
William Andrews, RB (2)
Junior Miller, TE (2)
R.C. Thielemann, OG

1982

Mike Kenn, OT (3)
R.C. Thielemann, OG (2)
Jeff Van Note, C (6)
William Andrews, RB (3)

1983

William Andrews, RB (4)
Billy Johnson, PR
Mike Kenn, T (4)
R.C. Thielemann, OG (3)

1984

Mike Kenn, T (5)

1985

Gerald Riggs, RB

1986

Bill Fralic, G
Gerald Riggs, RB (2)

1987

Bill Fralic, G (2)
Gerald Riggs, RB (3)

1988

Bill Fralic, G (3)
Scott Case, CB
John Settle, RB

1989

Bill Fralic, G (4)
(All NFL Team of 80's)
Bill Fralic (2nd team)

1990

Andre Rison, WR

1991

Andre Rison, WR (2)
Deion Sanders, CB
Chris Miller, QB
Chris Hinton, RT (7)

1992

Andre Rison, WR (3)
Deion Sanders, CB (2)
Jessie Tuggle, LB
Elbert Shelley, ST

1993

Andre Rison, WR (4)
Deion Sanders, CB (3)
Elbert Shelley, ST (2)
Norm Johnson, K (2)
Bobby Hebert, QB

1994

Jessie Tuggle, LB (2)
Elbert Shelley, ST (3)
Terance Mathis, WR

1995

Jessie Tuggle, LB (3)
Elbert Shelley, ST (4)
Morten Andersen, K (7)
Chris Doleman, DE (7)
Craig Heyward, RB (1)

1996

No Selections

1997

LB Jessie Tuggle (4)
QB Chris Chandler (1)

1998

LB Jessie Tuggle (5)
S Eugene Robinson (3)
CB Ray Buchanan (1)
RB Jamal Anderson (1)
QB Chris Chandler (2)
OT Bob Whitfield (1)

1999

No Selections

2000

No Selections

2001

LB Keith Brooking (1)

2002

LB Keith Brooking (2)
QB Michael Vick (1)

2003

LB Keith Brooking (3)
TE Alge Crumpler (1)

2004

LB Keith Brooking (4)
TE Alge Crumpler (2)
DE Patrick Kerney (1)
KR/PR Allen Rossum (1)
QB Michael Vick (2)

2005

LB Keith Brooking (5)
DT Rod Coleman (1)
TE Alge Crumpler (3)
RB Warrick Dunn (3)
CB DeAngelo Hall (1)
QB Michael Vick (3)

2006

TE Alge Crumpler (4)
CB DeAngelo Hall (2)

2008

RB Michael Turner (1)
WR Roddy White (1)

2009

WR Roddy White (2)

2010

DE John Abraham (4)
T Tyson Clabo (1)
TE Tony Gonzalez (11)
CB Brent Grimes (1)
FB Ovie Mughelli (1)
QB Matt Ryan (1)
RB Michael Turner (2)
ST Eric Weems (1)
WR Roddy White (3)

2011

TE Tony Gonzalez (12)
WR Roddy White (4)



HISTORY

NFC PLAYERS OF THE WEEK

FALCONS NFC PLAYERS OF THE WEEK			
OFFENSIVE	DEFENSIVE	SPECIAL TEAMS	
1984 RB Gerald Riggs (Week 1) WR Alfred Jackson (Week 14)			
1985 Gerald Riggs (Week 11)			
1986 QB David Archer (Week 3) RB Gerald Riggs (Week 6)			
1987			
1988 RB Gerald Riggs (Week 3)	LB Aundray Bruce (Week 12)		
1989			
1990 QB Chris Miller (Week 5)	S Scott Case (Week 16)		
1991 QB Chris Miller (Week 9)	CB Deion Sanders (Week 4) CB Deion Sanders (Week 12) S Brian Jordan (Week 15)		
1992	S Scott Case (Week 11)		
1993 QB Bobby Hebert (Week 12)	CB Deion Sanders (Week 15)	LB Darion Conner (Week 7) K Norm Johnson (Week 8)	
1994 WR Andre Rison (Week 2)	S Kevin Ross (Week 10)		
1995 QB Jeff George (Week 10) QB Bobby Hebert (Week 17)	DE Chris Doleman (Week 1) DE Chris Doleman (Week 5)	K Morten Andersen (Week 3) K Morten Andersen (Week 15) K Morten Andersen (Week 17)	
1996 RB Jamal Anderson (Week 10)			
1997	DE Chuck Smith (Week 7)	KR Byron Hanspard (Week 15)	
	DT Travis Hall (Week 14)		
1998 QB Chris Chandler (Week 6) RB Jamal Anderson (Week 9)	DE Chuck Smith (Week 10) CB Ray Buchanan (Week 11)	KR Tim Dwight (Week 5)	
1999	DE Chuck Smith (Week 8) (NFC Champ.)		
2000		PR Tim Dwight (Week 17)	
2001 RB Jamal Anderson (Week 2) QB Chris Chandler (Week 15)	LB Keith Brooking (Week 6)	K Morten Andersen (Week 1)	
2002 QB Michael Vick (Week 13)	DE Patrick Kerney (Week 9) LB Keith Brooking (Week 11) DE Brady Smith (Week 12)	K Jay Feely (Week 7)	



HISTORY

NFC PLAYERS OF THE MONTH

FALCONS NFC PLAYERS OF THE WEEK *CONTINUED

OFFENSIVE	DEFENSIVE	SPECIAL TEAMS
2008 RB Michael Turner (Week 1) RB Michael Turner (Week 3) QB Matt Ryan (Week 9) RB Michael Turner (Week 17)		WR Harry Douglas (Week 12)
2009	S Thomas DeCoud (Week 6)	
2010 RB Jason Snelling (Week 2) WR Roddy White (Week 7)	CB Brent Grimes (Week 15)	K Matt Bryant (Week 4) K Matt Bryant (Week 12) KR Eric Weems (Week 13)

FALCONS NFC PLAYERS OF THE MONTH

OFFENSIVE	DEFENSIVE	SPECIAL TEAMS
1986 QB David Archer (Sept.)		
1988	CB Scott Case (Nov.)	
1990 WR Andre Rison (Oct.)		
1991	LB Jessie Tuggle (Dec.)	
1993	CB Deion Sanders (Nov.)	
1995		K Morten Andersen (Sept.) K Morten Andersen (Dec.)
1997		KR Byron Hanspard (Dec.)
1998 RB Jamal Anderson (Nov.) QB Chris Chandler (Dec.)		
2002		Jay Feely (Oct.)
2004	DE Patrick Kerney (Sept.)	
2005	DT Rod Coleman (Oct.)	
2008 QB Matt Ryan (Oct.)		
2010 WR Roddy White (Oct.) QB Matt Ryan (Nov.)		KR Eric Weems (Dec.)

R = ROOKIE OF THE MONTH



HISTORY

ALL-TIME JERSEY NUMBERS

1

Fred Steinfort 1977-78
Ralph Giacommaro 1983-85
Jeff George 1994-95
Jason Elam 2008-09

2

Clarence Verdin 1994
Todd Peterson 2005
Matt Ryan 2008-11

3

Bob Etter 1968-69
David Smigelesky 1982
Rick Donnelly 1985-88
Bobby Hebert 1993-96
Scott Bentley 1997
D.J. Shockley 2006-08
Matt Bryant 2009-11

4

Tim Mazzetti 1978-80
Brett Favre 1991
Scott Tyner 1994
Dan Stryzinski 1995-00
Jay Feely 2001-04
Byron Leftwich 2007
John Parker Wilson 2009-11

5

Harmon Wages .. 1968-71, 1973
Greg Davis 1987-90
Harold Alexander 1993-94
Morten Andersen
1995-00, 06-07
Matt Bosher 2011

6

John James 1972-81
Ali Haji-Sheikh 1986
Steve Hauschka 2009

7

Wade Trayman 1966-67
Pat Sullivan 1972-75
Hugh Millen 1988-90
Perry Klein 1994-95
Browning Nagle 1996
Tony Graziani 1999-2000
Michael Vick 2001-06

8

Tommy McDonald 1967
Kenny Vinyard 1970
Bob Holly 1984-85
Steve Dils 1986
Matt Schaub 2004-06
Chris Redman 2007-11

9

Larry Fortner 1980
Norm Johnson 1991-94
Michael Koenen 2005-10

10

Dennis Claridge 1966
Leo Hart 1971
Steve Bartkowski 1975-85
Scott Campbell 1986-90

11

Randy Johnson 1966-70
Dick Shiner 1971-73
Kim McQuilken 1974-77
Kerwin Bell 1988
Billy Joe Tolliver 1996-97
Doug Johnson 2000-03
Troy Bergeron 2009
Julio Jones 2011

12

Nick Mike-Mayer 1973-77
George Roberts 1982
Chris Miller 1987-92
Chris Chandler 1997-01
Michael Jenkins 2004-10
Kevin Cone 2011

13

Billy Joe Tolliver 1991-93
Browning Nagle 1995
Tony Graziani 1997-98
Danny Kanell 1999-2000
Chris Mohr 2001-04
Joey Harrington 2007

14

Steve Sloan 1966-67
Terry Nofsinger 1967
June Jones 1977-79
Jeff Komlo 1982
Turk Schonert 1986
Erik Kramer 1987
Bob Gagliano 1993
Wally Richardson 1999
Ty Detmer 2004-05
Eric Weems 2007-11

15

Gail Cogdill 1969-70
Mike Moroski 1979-84
Jim Miller 1997
Eugene Baker 1999
Kurt Kittner 2002-03

16

Scott Hunter 1976-78
Reggie Smith 1980-81

David Archer 1984-87

17

Bob Berry 1968-72
Scott Fulhage 1989-92
Steve DeBerg 1998
Kevin Youngblood 2006

18

Bruce Lemmerman 1968-69
Mike Luckhurst 1981-87
Wade Wilson 1992
Jamin Elliott 2006-07

19

Mike Brunson 1970
Bob Lee 1973-74
Corey Dixon 1994
Shawn Mills 2001
Laurent Robinson 2007-08

20

Bob Riddle 1966-67
Tom McCauley 1969-71
Vince Kendrick 1974-75
Earl Jones 1980-83
Wendell Cason 1986-87
Evan Cooper 1988
Brad Edwards 1994
Michael Booker 1997-99
Rodney Thomas 2001
Allen Rossum 2002-06
Brent Grimes 2008-11

21

Tom Moore 1967
Lynn Cain 1979-84
Jimmy Turner 1986-87
Deion Sanders 1989-93
Eric Metcalf 1995-96
Elijah Williams 1998-00
Darrien Gordon 2001
Juran Bolden 2002-03
DeAngelo Hall 2004-07
Christopher Owens 2009-11

22

Lee Calland 1966-68
John Mallory 1969
Rolland Lawrence 1973-80
Richard Williams 1983
Sean Thomas 1985
Dennis Woodberry 1986
Brenard Wilson 1987
Charles Dimry 1988-90
Tim McKyer 1991-92, '96
Alton Montgomery ... 1993-95
Lenny McGill 1997
Gerald McBurrows 1999-03 Leigh
Torrence 2005



HISTORY

ALL-TIME JERSEY NUMBERS

Chevis Jackson 2008-09
Jacquizz Rodgers 2011

23

Jeff Stanciel 1969
Joe Profit 1971-73
Bobby Butler 1981-92
Ronnie Bradford 1997-01
Kevin Mathis 2004, 2006
Chris Houston 2007-09
Dunta Robinson 2010-11

24

Jimmy Sidle 1966
Nate Wright 1969
Haskel Stanback 1974-79
David Toloumu 1982
Joe Washington 1985
Larry Emery 1987
Mike Pringle 1990
Brian Mitchell 1992-93
Terry Taylor 1995
Patrick Bates 1996
Byron Hanspard 1997-99
Terry Cousin 2000
Conrad Hamilton 2001
Fred Weary 2002
Bryan Scott 2003-05
Jimmy Williams 2006-07
Domonique Foxworth 2008
Tye Hill 2009
Domonique Franks 2010-11

25

Alex Hawkins 1966-67
Mike Fitzgerald 1967
Rick Eber 1968
Art Malone 1970-74
Larry Crowe 1975
Ray Strong 1978-82
Scott Case 1984-94
Devin Bush 1996-98
Marty Carter 1999-01
Elijah Williams 2001
Rodney Heath 2002
Travaris Robinson 2003
Kevin McCadam 2002-04
Chris Crocker 2006-07
Von Hutchins 2008
William Moore 2009-11

26

Billy Lothridge 1966-71
Mike Esposito 1976-79
James Britt 1983-87
Louis Riddick 1992
Anthony Phillips 1994-96
Darren Anderson 1998
Winslow Oliver 2000

Brandon Williams 2003
Sideeq Shabazz 2004
Omare Lowe 2005-07
Erik Coleman 2008-10
Kelvin Hayden 2011

27

Red Mack 1966
Nick Rassas 1966-68
Tom Hayes 1971-75
Tom Pridemore 1978-85
Calvin Loveall 1988
Vinnie Clark 1993
Brad Edwards 1995-96
Omar Brown 1998-99
Cory Hall 2003-04
Chris Cash 2005
Jason Webster 2006
Thomas Brown 2008
Jamaal Fudge 2009
Gartrell Johnson 2010

28

Ray Ogden 1967-68
Mike Freeman 1968-70
Willie Belton 1971-72
Frank Reed 1976-80
Bret Clark 1968-88
Pat Chaffey 1991
Tony Smith 1992-93
Ron Davis 1995
Lenny McGill 1996
Harold Green 1997-98
Ken Oxendine 1999
Corey Hall 2001
Warrick Dunn 2002-07
Thomas DeCoud 2008-11

29

Ron Rector 1966-67
Clarence Ellis 1972-74
Ron Mabra 1975-76
Joe Fishback 1992
Eric Dickerson 1993
Louis Riddick 1996
Randy Fuller 1998
Keion Carpenter 2002-04
Chris Cash 2006
Lewis Sanders 2007
Jamaal Fudge 2008
Brian Williams 2009-10
Darrin Walls 2011

30

Ernie Wheelwright 1966-67
Doug Goodwin 1968
Larry Shears 1971
Joe Washington 1973
Oscar Reed 1975

Ernie Jackson 1978
Scott Woerner 1981
Steve Haworth 1983-84
David Croudip 1985-88
Mike Rozier 1990-91
Terry Ray 1992
Lemuel Stinson 1993
Derrick Gardner 1999
Henry Jones 2002
Woody Dantzler 2003
Christian Morton 2004-05
Lance Schulters 2006
David Irons 2007-08
Aaron Stecker 2009

31

Charlie Scales 1966
Bill Harris 1968
Dwight Lee 1968
Willie Germany 1972
Molly McGee 1974
William Andrews 1979-83, '86

32

Rudy Johnson 1966
Preston Ridlehuber 1966
Charles Bryant 1969
Grady Cavness 1970
Ray Eastering 1972-79
Tim Tyrell 1984-86
Tracey Eaton 1991-93
Jamal Anderson 1994-01
Tod McBride 2003
Jerious Norwood 2006-10

33

Larry Morris 1966
Jim Mankins 1967
Jim Butler 1968-71
Henry Matthews 1973
Ricky Patton 1978
Anthony Anderson 1980
Bo Robinson 1981-83
Tiger Greene 1985
Leander Knight 1988
Gene Lang 1988-89
Erric Pegram 1993-94
Richard Huntley 1996
Ken Oxendine 1998
Winslow Oliver 1999
Ashley Ambrose 2000-02
Justin Griffith 2003-06
Michael Turner 2008-11

34

Junior Coffey 1966-67
Ray Brown 1971-78
Blane Gaison 1981-84
Robert Moore 1986-88



HISTORY ALL-TIME JERSEY NUMBERS

Steve Broussard1990-'92
David Mims 1993
Craig Heyward1994-96
Ray Buchanan1997-03
DeAndra Cobb2005
Marlion Jackson2006
Ovie Mughelli2007-11

35

Tony Plummer1971-73
Reggie Pleasant 1985
Keith Williams 1986
Mike Pritchard 1991-93
William White1997-98
Johndale Carty1999-02
Jason Wright2004
Antone Smith2010-11

36

Ken Reaves1966-73
Rudy Holmes1974
Bob Glazebrook1978-83
Danny Wagoner 1985
Eric Bergeson 1990
Brian Mitchell1991
Derrick Moore 1992
Kevin Ross1994-95
Travis Jervey 2001-03
Jason Webster2004-05
Lawyer Milloy 2006-08
Verron Haynes2009
James Sanders2011

37

Perry Lee Dunn 1966-68
Bill Bell 1971-72
Kenny Johnson 1980-86
Elbert Shelley1987-96
Darrick Vaughn 2000-01
Tyrone Williams2003
Aaron Beasley2004
Derrick Johnson2006
Glenn Sharpe2008

38

Joe Auer 1968
Rick Byas1974-80
Keith Jones 1989-90, '92
Rich Miano 1995
Nate Odomes 1996
George Layne 2002-03
Ronnie Heard2005
Corey McIntyre2007
Charlie Peprah2009

39

Billy Ray Pritchett 1976-77
James Mayberry 1979-81
Cliff Austin1984-86

Roland Mitchell 1990
Bruce Pickens 1991-92
Eric Jack 1994
Siddeeq Shabazz2003
Cam Newton2005-06
Daren Stone2007
Shann Schillinger2010-11

40

Ron Smith1966-67
Paul Gibson1969-70
Ron Lamb1972
Bob Jones 1975-76
George Franklin 1978
Eddie Meyers 1982
Brian Jordan1989-91
Anthony Wallace 1993
Jeff Paulk 1999
Nick Turnbull2006
Butchie Wallace2006

41

Brendon McCarthy 1968
Al Dodds 1973-74
Sonny Collins1976
Secedrick McIntyre1977
Virgil Seay 1984
Tony Baker 1986
Tim Gordon1987-90
Erric Pegram 1991-92
Brett Maxie 1994
Eugene Robinson1998-99
George Layne 2001
Kevin Dudley2006
Antoine Harris 2007-09

42

Phil Spiller 1968
Jim Weatherford 1969
Mike Herron1975
John Gillam1976
Gerald Riggs1982-88
Jeff Donaldson 1991-93
Devin Bush 1995
Sean Boyd 1996
Etric Pruitt2004
Antuan Edwards2005
Jamal Robertson2006
Eric Brock2008-09
Mike Cox2011

43

Jerry Richardson1966-67
Monte Ledbetter 1969
Dave Hampton 1972-75
Tom Tutson 1983
Tracy Johnson1990-91
Juran Bolden1996-97
Maurice Smith2000-02

Brent Grimes2007

44

Bill Wolski 1966
Jerry Simmons1967-69
Eddie Ray 1972-74
Bubba Bean1976-80
Rodney Tate 1984
John Settle1987-90
Steve Broussard 1993
D.J. Johnson1994-95
Bob Christian1997-02
Fred McCrary2004-06
Jason Snelling2007-11

45

Carl Silvestri 1966
Dave Dunaway 1968
John Wright 1968
Gary McDermott 1969
Sonny Campbell 1970-71
Tom Moriarty 1977-79
Ken Wisenhunt1985-88
Darnell Walker1993-96
Gary Downs1997-00
T.J. Duckett 2002-05
Robert James2009

46

Larry Suchy 1968;
Ray Jarvis 1971-72
Monroe Eley 1975-78
Reggie Brown 1982
Charles Washington1992-94
Stanley Pritchett2004
Mike Schneck 2007-09

47

Rudy Redmond 1969-71
Brad Davis1975
Mike Spivey 1982
Rick Badanjek1987-88
Roger Harper1993-95
Chris Bayne1997-98
Chris Hudson 2001
Kevin McCadam 2002-05
Boone Stutz2006
Gavin Tarquinio2006

48

Angelo Coia 1966
Tom Bleick 1967
Olie Cordill 1968
Woody Thompson 1975-77
Gerald Small 1984
JRay Phillips 1986
Kenny Flowers 1987
Darryl Ford 1993
Marcus Wimberly 1997



HISTORY

ALL-TIME JERSEY NUMBERS

Derek Rackley2000-05

49

Glenn Glass 1966
Floyd Hudlow1967-68
Jimmy Burson 1968
Al Lavan1969-70
Al Matthews1983-85
James Primus1988-89
Brian Saxton 1997
Dallas Neil2000

50

Jerry Jones 1966
Greg Brezina 1968-69, 1971-79
Buddy Curry1980-87
Ron George1993-96
Eddie Sutter 1997
Lamont Green 1999
Corey Atkins2000
Artie Ulmer 2001-04
Edgerton Hartwell ...2005-06
Marcus Wilkins.....2007
Curtis Lofton 2008-11

51

Bob Whitlow 1966
Andy Bowling 1967
Ted Cottrell.....1969-70
Duane Benson 1972-73
Dick Palmer1974
Jim Cope1976
Andy Spiva1977
Brian Cabral 1979
Jim Laughlin1980-82, 1987
Rich Dixon 1983
Jeff Jackson1984-85
Reggie Wilkes1986-87
Marcus Cotton1988-90
Howard Dinkins 1993
Jim Ritcher1994-95
David Brandon1996-97
Jeff Kelly1999-2002
Karon Riley 2002-03
Demorrio Williams ..2004-07
Tony Gilbert 2008-09
Robert James..... 2008, 2011

52

Marion Rushing 1966-68
Ron Acks 1968-71
Ken Mitchell 1973-74
Dewey McClain1976-80
Lyman White 1981-82
John Harper 1983
Craig Sutter 1997
Rydell Malancon 1984
Vinson Smith 1988
Ken Tippins1990-95

Craig Sauer1996-99
Matt Stewart 2001-04
Jordan Beck2006
Travis Williams2007
Coy Wire.....2008-10
Akeem Dent.....2011

53

Frank Marchlewski .. 1966-68
Phil Sobocinski 1968
John Matlock 1970-71
Paul Ryczek 1974-79
Neal Musser 1981-83
Thomas Benson1984-85
Doug Barnett 1987
Dwayne Gordon1993-94
Jamal Fountaine 1997
Mark Simoneau2000-02
Keith Newman.....2003
John Leake.....2005-06
Tony Taylor.....2007
Mike Peterson 2009-11

54

Bob Sanders 1967
Grady Allen1969-72
Fulton Kuykendall....1975-84
Joel Williams 1979-82, 1986-89
Robert Lyles1990-91
Jesse Solomon1992-93
Ruffin Hamilton1997-99
Chris Draft2000-04
Antoine Cash2005
Artie Ulmer2005
Brandon Jamison2006
Stephen Nicholas2007-11

55

Ralph Heck 1966-68
Roy Schmidt 1969
Jim Miller 1971-72
Ralph Ortega; 1975-78
Tony Daykin 1979-81
Dave Levenick1983-84
Wayne Radloff1986-88
Mike Ruether1990-93
Nate Miller1995-97
Whit Marshall 1999
Chris Bordano2000
Antony Jordan 2000-01
John Thierry2002
Twan Russell.....2003
Eric Johnson.....2004
John Abraham 2006-11

56

Joe Cerne..... 1968
Dennis Havig 1972-75
Guy Roberts1976

Ron McCartney 1977-79
Al Richardson.....1980-85
Joe Costello1986-88
Darion Conner1990-93
Chris Doleman1994-95
Keith Brooking 1998-08
Sean Weatherspoon ...2010-11

57

Bill Jobko 1966
Dick Absher1967-68
Jeff Van Note1969-86
Clay Matthews1994-96

58

Don Hansen 1969-75
Jim Weatherley 1976
Rick Kay1977
Steve Stewart 1978
David Frye1983-85
Jessie Tuggle1987-00

59

Jim Ferguson 1969
Jim Waskiewicz 1969
Dena Halverson 1970
Rudy Kuchenberg1971
Noel Jenke1972
Lonnie Warwick1973-74
Carl Russ1975
Robert Pennywell1977-80
Paul Davis 1981-82
John Rade 1983-91
Lorenzo Styles1995-96
Ben Talley 1998
John Holecek2002
Sam Rogers.....2003
Jamie Duncan2004
Michael Boley2005-08
Spencer Adkins 2009-11

60

Tommy Nobis1966-76

61

Bill Sandeman 1967-73
Chuck Correal1979-80
John Brooks 1980
Anthony Redmon2000
Ellis Johnson 2002-03
Matt Lehr2005-06
Doug Datish2007
Joe Hawley2010-11

62

Gary Roberts 1970
John Bramlett1971
Brent Adams 1975-78
Robert Jackson 1982



HISTORY

ALL-TIME JERSEY NUMBERS

Brett Miller1983-88
Keith Alex 1993
Dave Richards1994-95
Todd McClure1999-11

63

Jim Wilson 1967
Bo Wood 1967
Dick Enderle 1969-71
Nick Bebout 1973-75
Gregg Kindle1976
Mike Zele1979-83
Jeff Kiewel1985-87
Evan Pilgram1999-2000
Roberto Garza 2001-04
Justin Blalock2007-11

64

Tom Harmon 1967
Andy Maurer 1970-73
Pat Howell1979-83
Joe Pellegrini1984-86
Jamie Dukes1987-93
Jeff Pahukoa1995-96
Bob Hallen 1998-2001
Martin Bibla 2002-04
P.J. Alexander2006
Pat McCoy 2007-08

65

Lou Kirouac1966-67
Jack Kupp 1967
Steve Duich 1968
Bob Breitenstein1969-70
Lynn Gotshalk 1972-76
Don Smith1979-84
Lawrence Pillars 1985
Guy Bingham 1989-91
Roman Fortin1993-97
Greg Bishop 1999
Matt O'Neal2000
Kynan Forney 2001-07

66

Jim Simon 1966-68
John Small1970-72
Ted Fritsch 1973-75
Warren Bryant1978-83
Chuck Thomas 1985
Billy Hinson 1986
Joe Sims1991
Lincoln Kennedy1993-94
Michael Thompson ..2000-02
Michael Saffer2003
Austin King2004-06
Terrance Pennington2007
Brett Romberg 2009, 2011

67

Dan Grimm 1966-68
Malcolm Snider 1969-71

Walt Brett1976
Eric Sanders1981-86
Mark Mraz 1987
Paul Oswald 1988
Moe Gardner 1991-96
Adam Schreiber1997-98
Wes Shivers2000
Michael Moore2003-04
David Patterson.....2007
Ben Wilkerson 2007-08
Rob Bruggeman.....2011

68

Bobby Richards1966-67
Dave Hettema 1970
Frank Gallagher1973
Larry Bailey 1974
Larron Jackson 1975-76
R.C. Thielemann1977-84
Dennis Harrison1986-87
John Hunter 1990
Mel Agee1992-95
Calvin Collins1997-00
Wayne Gandy2008

69

Mike Lewis 1971-79
Dan Benish1983-86
Houston Hoover1988-92
Thomas Williams 1994
Gene Williams1995-99
Ben Claxton 2005-06
Alex Stepanovich2008

70

Rich Marshall 1966
Bob Hughes1967-69
Kenny Vineyard 1970
Ron Lee 1983
Mike Chapman 1984
Willard Goff 1985
Reggie Redding1991
Bob Whitfield1992-03
Frank Omiyale2005-06
D'Anthony Batiste.....2007

71

Joe Szczecko 1966-68
John Zook1969-75
Steve George1976
Marv Montgomery 1978
Mike Perko 1982
Dan Dufour1983-84
Glen Howe1985-86
Chris Hinton 1990
Bill Goldberg1992-94
Scott Adams 1997
Travis Claridge2000-03
Darrell Shropshire ...2005-06

Kurt Quarterman2007
Kroy Biermann..... 2008-11

72

Don Talbert 1966-68
Greg Lens 1970-71
Jim Bailey1976-78
Matthew Teague1981
Andrew Provence1983-87
Oliver Barnett1990-92
Mike Zandofsky1994-96
Matt Knutson.....2003
Wayne Gandy 2006-07
Sam Baker 2008-11

73

Errol Linden 1966-68
Randy Winkler 1968
David Cahill 1969
Phil McKinnely1976-80
Mike Simeta 1983
Gary Burley 1984
Leonard Mitchell1987-88
Mitch Willis 1988
John Washington 1992
Ernie Logan 1993
Dunstan Anderson 1994
Ethan Brooks 1996
Dave Kadela 2001
Dwayne Morgan2003
Steve Herndon.....2004
Harvey Dahl2007-10
Kirk Chambers.....2011

74

Karl Rubke.....1966-67
Art Strahan 1968
Bill Sabatino 1969
Jim Sullivan 1970
Mike Tilleman 1973-76
Wilson Faumuina 1977-81
Mike Pitts1983-86
Chuck Herman 1980
John Scully 1981-88, 1990
Robbie Tobeck1993-99
Tory Epps1990-92
Jeff Zgonina 1996
Ephraim Salaam ... 1998-2001
Todd Weiner 2002-08
Will Svitek 2009-11

75

Ed Cook1966-67
George Kunz 1969-74
Jeff Merrow1975-83
Roy Harris1984-85
Tony Casillas 1986-90
Chris Hinton 1991-93
Irv Eatman 1994



HISTORY

ALL-TIME JERSEY NUMBERS

Lincoln Kennedy 1995
Shane Dronett 1997-2002
Rod Coleman 2004-07
Simon Fraser 2008
Garrett Reynolds 2009-11

76

Guy Reese 1966
Jim Gia Garcia 1968
Mike Gann 1985-93
Antone Davis 1997
Jose Portilla 1998-99
Chris Banks 2000-01
Kevin Shaffer 2002-05
Quinn Ojinnaka 2006-09

77

Chuck Sieminski 1966-67
Bruce Bosley 1969
Rosie Manning 1972-75
Ron East 1976
Edgar Fields 1977-80
Doug Rodgers 1982
Rick Bryan 1984-92
Matt Willig 1997
Pellom McDaniels ... 1999-00
Ronald Flemons 2002
Tyson Clabo 2006-77

78

Rich Koeper 1966
Jerry Shay 1968-69
Greg Marx 1973
Roy Hilton 1975
Bill Windauer 1976
Mike Kenn 1978-94

79

Carlton Dabney 1968
Cleo Walker 1971
Chuck Walker 1971-75
Jeff Yeates 1976-84
Bill Fralic 1985-91
Dave Widell 1998
Henry Taylor 2000
Ronald Flemons 2001
Ryan Watson 2002
Barry Stokes 2005
Renardo Foster 2007
Mike Johnson 2010-11

80

Gary Barnes 1966-67
Bob Jones 1969
Todd Snyder 1970-72
Louis Neal 1973-74
Karl Farmer 1976-77
Bob Long 1980
Junior Miller 1980-83

Mike Landrum 1984
Andre Rison 1990-94
Tyrone Brown 1995-96
Tony Martin 1998
Chris Calloway 1999
Eugene Baker 2000
Willie Jackson 2002
Terrence Edwards 2003
Eric Beverly 2004-06
Courtney Anderson 2007
Marty Booker 2009
Kerry Meier 2010-11

81

Ralph Smith 1969
Wes Chesson 1971-73
Gerald Tinker 1974-75
Bob Adams 1976
Dennis Pearson 1978-79
Billy Johnson 1982-87
Michael Haynes 1988-93
Terance Mathis 1994-01
Trevor Gaylor 2002
Peerless Price 2003-04
Adam Jennings 2006-08
Marcus Pollard 2008
Michael Palmer 2010-11

82

Bob Sherlag 1966
Bob Lee 1969
Ken Burrow 1971-75
Billy Ryckman 1977-79
Stacey Bailey 1982-90
Jason Phillips 1991-93
Leonard Harris 1994
Michael Haynes 1997
Ronnie Harris 1998-99
Mareno Philyaw 2000
Darrin Chiaverini 2002
LaTarence Dunbar 2003
Jerome Pathon 2005
Joe Zelenka 2009-11

83

Tom Hutchinson 1966
Larry Mialik 1972-74
James Wright 1978-79
Floyd Hodge 1982-84
Aubrey Matthews ... 1986-88
Tony Jones 1992
Ricky Sanders 1994-95
Tim Dwight 1998-00
Alge Crumpler 2001-07
Harry Douglas 2008-11

84

Vern Burke 1966
Mike Donohoe . 1968, 1970-71

Thomas Geredine 1973-74
Alfred Jenkins 1975-83
Sylvester Stamps 1984-88
Joey Jones 1986
James Milling 1988, 1990
Darryl Spencer 1994
Freddie Scott 1996
Mercury Hayes 1997
Rod Monroe 1998-99
Shawn Jefferson 2000-02
Roddy White 2005-11

85

Billy Martin 1966-67
Paul Flatley 1968-69
Ray Poage 1971
Alfred Jackson 1978-84
Anthony Allen 1985-86
Lew Barnes 1988
Shawn Collins 1989-90
Drew Hill 1992-93
David Mims 1994
Roell Preston 1995-96
Brian Kozlowski 1997-03
Dwayne Blakley 2004-08
Jason Rader 2008-09

86

Tommy Tolleson 1966
Jim Mitchell 1969-79
Mike Smith 1980
Ben Young 1983
Perry Tuttle 1984
Floyd Dixon 1986-91
Mitch Lyons 1993-96
Ed Smith 1997-98
Bryan Still 1999
Brian Finneran 2000-10

87

Claude Humphrey 68-74, 76-78
Russ Mikeska 1979-83
Cliff Benson 1984-85
Ron Middleton 1986-87
Danzell Lee 1988-89
Gary Wilkins 1989-90
James Milling 1992
Bert Emanuel 1994-97
Jammi German 1998-00
Kahlil Hill 2002
Damon Gibson 2002
Jimmy Farris 2002-04
Romby Bryant 2005
Ashley Lelie 2006
Joe Horn 2007
Justin Peelle 2008-10

88

Sam Williams 1966-67
Glen Condren 1969-72



HISTORY

ALL-TIME JERSEY NUMBERS

Henry Childs1974
Greg McCrary 1975-77
Lewis Gilbert 1978-79
Clay Brown 1982
Keith Krepfle..... 1982
Arthur Cox1983-87
Alex Higdon 1988
Troy Sadowski 1990
Harper Le Bel1992-96
O.J. Santiago 1997-99
Quentin McCord 2002-03
John Lewis.....2003
Martrez Milner 2007-08
Tony Gonzalez 2009-11

89

Hugh McInnis 1966
Rich Cas 1968
Randy Marshall 1970-71
Wallace Francis 1975-81
Willie Curran1982-84
Charlie Brown1985-87
Jessie Hester 1988-89
George Thomas 1990-91
J.J. Birden1995-96
Todd Kinchen1997-98
Reggie Kelly1999-02
Sean Brewer2003
Dez White2004-05
Ben Hartsock2008
Keith Zinger2009
Reggie Kelly2011

90

Chuck Smith1992-99
Ron Moore 2001
Will Overstreet 2002-03
Grady Jackson 2006-08
Lawrence Sidbury..... 2009-11

91

Aaron Brown1986-87
John Burrough1995-98
Ben Huff 1999
Brady Smith2000-05
Paul Carrington2006
Corey Peters.....2010-11

92

Ronnie Washington 1985
George Yarno1988-89
Lester Archambeau ...1993-99
Reggie McGrew.....2002
Terrence Robinson2003
Karon Riley2004
Chauncey Davis..... 2005-10

93

Aundray Bruce 1988-91

Dan Owens1996-97
Shawn Swayda 1998-01
Sam Rogers2002
Raymond House2003
Junior Glymph2004-05
Tim Anderson2007
Thomas Johnson.....2009-10
Ray Edwards.....2011

94

Charles Martin 1988
Henri Crockett 1997-01
James Cotton2003
Chad Lavalais2004-05
Josh Mallard2006
Kindal Moorehead2008
Peria Jerry 2009-11

95

Michael Reid1987-92
Pierce Holt1993-95
Esera Tuaolo 1998
Ed Jasper1999-2004
Jonathon Babineaux .. 2005-11

96

Johnnie Taylor1984-86
Rich Kraynak 1987
Reggie Camp 1988
Todd Kelly 1996
Dan Sharp 1987
Gary Wilkins1988-89
Anthony Pleasant 1997
Antonio Edwards 1998
Chris White2000
Antwan Lake2004-05
Montavious Stanley.....2007

97

Jumpy Geathers1993-95
Cornelius Bennett1996-98
Patrick Kerney 1999-06
Trey Lewis2007-10
Carlton Powell2011

98

Greg Brown..... 1987-88
Travis Hall 1995-04
Ike Reese2005-06
Jamaal Anderson 2007-10
Cliff Matthews.....2011

99

Tim Green1986-93
Darryl Talley 1995
Nathan Davis 1997
Chuck Wiley2000-02
Demetris Veal2003
Khaleed Vaughn2004

Tommy Jackson.....2006
Derrick Jones.....2007
Jason Jefferson2008
Vance Walker..... 2009-11



HISTORY DRAFT CHOICES BY YEAR

1966

1. Tommy Nobis, LB (1) Texas
Randy Johnson, QB (15) Texas A&I
2. Nick Rassas, S Notre Dame
Jerry Jones, T Bowling Green
3. Mike Dennis, RB Mississippi
Phil Sheridan, TE Notre Dame
4. Ken Reaves, CB Norfolk State
Bill Asbury, RB Kent State
5. Bill Wolski, RB Notre Dame
Martin Kahn, T N. Texas State
6. Charlie Casey, WR Florida
7. Bill Johnson, RB Suwanee
8. Bill Goss, LB Tulane
9. Bob Sanders, C N. Texas State
10. Mike Bender, G Arkansas
11. Steve Sloan, QB Alabama
12. Ken Hollister, T Indiana
13. Bob Collins, T South Carolina
14. Steve Ecker, P Shippensburg St.
15. Tommy Tolleson, WR Alabama
16. Jim Vining, G Rice
17. Lurley Archambeau, C Toledo
18. Doug Korver, C State Col. of Iowa
19. Walt Mainer, CB-S Xavier
20. Bob Riggie, S Penn. State

1967

1. *Choice traded to San Francisco*
2. Leo Carroll, DE (31) San Diego State
3. Jimmy Jordan, RB Florida
4. *Choice traded to Cleveland*
5. Bill Delaney, TE Amer. Internat'l.
Randy Matson, DE TX. A&M (*from S.F.*)
6. *Choice traded to Baltimore*
Gene Snipes, WR Elizabeth City
(*from Los Angeles*)
Martine Bercher, CB-S Arkansa
(*from Baltimore*)
7. Corey Colehour, QB North Dakota
8. *Choice traded to Washington*
9. Bob Moten, WR Bishop, Tex.
10. Dick Schaforth, T Iowa
11. John Walker, LB Jackson State
12. Bill Gentry, LB North Carolina St.
13. Sandor Szabo, K Ithaca
14. Tom Bryan, RB Auburn
15. Al Nicholas, RB Sacramento State
16. Larry Chester, CB-S Allen
17. Bill Buckner, QB Delta State

1968

1. Claude Humphrey, DE (3) Tenn. St.
2. Carlton Dabney, DT Morgan State
John Wright, WR Illinois
(*from Green Bay through Los Angeles*)
3. *Choice traded to Chicago*
4. *Choice traded to St. Louis*
5. *Choice traded to Washington*

6. Jim Hagle, RB So. Methodist
Joe Wynns, CB-S S. Carolina State
(*from Pittsburgh*)
Rick Eber, WR Tulsa (*from Bal.*)
7. *Choice traded to Minnesota*
8. Ray Jeffords, TE Georgia
9. Henry Holland, C No. Texas State
10. Mike Tomasini, DT Colorado State
11. Greg Brezina, LB Houston
12. A.J. Vaughan, RB Wayne State
13. Bill Harris, RB Colorado
14. Joe Polk, RB Livingstone, N.C.
15. Don Bean, WR Houston
16. Roy Hall, T San Jose State
17. Jim Schmidt, CB-S San Francisco

1969

1. George Kunz, T (2) Notre Dame
2. Paul Gipson, RB Houston
3. Malcolm Snider, G Stanford
Jon Sandstrom, G Oregon State
(*from N.Y. Giants through Los Angeles*)
4. Jim Mitchell, TE Prairie View
Dicky Lyons, RB Kentucky
(*from Balt*)
5. *Choice traded to Minnesota*
Tony Pleviak, DT Illinois
(*from Dallas through Baltimore*)
6. *Choice traded to Los Angeles*
Wally Oyler, CB-S Louisville
(*from Det.*)
7. Dick Enderle, G Minnesota
Ted Cottrell, LB Delaw. Valley
(*from Det.*)
8. Jim Callahan, WR Temple
9. *Choice traded to Baltimore*
10. Jeff Staniel, RB Miss. Valley
11. Jeff Van Note, C Kentucky
12. Denver Samples, DE Texas-El Paso
13. Harry Carpenter, G Tennessee State
14. Billy Hunt, CB-S Kansas
15. Jim Weatherford, S Tennessee
16. Ed Hughes, RB Texas Southern
17. Paul Williams, WR California
15. Oscar Jenkins, CB Virginia Union
16. Larry Butler, LB Stanford
17. Bill Holland, RB So. California

1970

1. John Small, LB (12) Citadel
2. Art Malone, RB Arizona State
3. Andy Maurer, G Oregon
Todd Synder, WR Ohio (*from NYG*)
4. Paul Reed, T Johnson C. Smith
(*from PHI*) *Choice traded to St. Louis*
5. Bruce Van Ness, RB Rutgers
(*from Philadelphia through N.Y. Giants*)
Ken Mendenhall, C Oklahoma
6. Mack Herron, RB Kansas State



HISTORY DRAFT CHOICES BY YEAR

- Jade Butcher, WR Indiana
(*from Wash*)
Randy Marshall, DE Linfield (*from LA*)
7. *Choice traded to Los Angeles*
Gary Orcutt, WR S. Cal. (*from NYG*)
8. Larry Brewer, TE Louisiana Tech
(*from NYG*)
Seth Miller, S Arizona State
9. Roy Robinson, CB-S Montana
10. Jim Hatcher, CB-S Kansas
11. Mike Brunson, WR-RB Arizona State
12. Lonnie Holton, RB N. Michigan
13. Rick Stepanek, DT Iowa
14. Chuck Wald, WR No. Dakota State
15. Keith Mauney, CB-S Princeton
16. Steve Parnell, WR Massachusetts
17. Bill Bell, K. Kansas

1971

1. Joe Profit, RB (7) N.E. Louisiana
2. Ken Burrow, WR San Diego State
3. Leo Hart, QB Duke
4. Mike Potchad, DT Pittsburg State
5. Ray Jarvis, WR Norfolk State
6. Tom Hayes, CB San Diego State
Ray Brown, S West Texas St.
(*from NYG*)
7. Wes Chesson, WR Duke
8. Dennis Havig, G Colorado
9. Alvin Griffin, WR Tuskegee
10. Faddie Tillman, DE Boise State
11. Larry Shears, CB-S Lincoln, Mo.
12. Ronny Lowe, WR Fort Valley State
13. Dan Crooks, CB-S Wisconsin
14. Deryl Comer, TE Texas
15. Wallace Clark, RB Auburn
16. Lindsey James, RB/TE San Diego St.
17. Willie Martin, RB Johnson C. Smith

1972

1. Clarence Ellis, S (15) Notre Dame
2. Pat Sullivan, QB Auburn
(*from Philadelphia through Detroit*)
Steve Okoniewski, T. Montana
(*from Det.*)
Roosevelt Manning, DT N.E. Okla.
3. Les Goodman, RB Yankton, S.D.
4. Andy Howard, DT Grambling
5. Bill Taylor, RB Mich. (*from Buff*)
Ralph Cindrich, LB Pittsburgh
6. Mike Perfetti, P-S Minnesota
(*from New England through N.Y. Giants*)
6. Fred Riley, WR Idaho
(*choice reacquired from New Orleans*)
7. Lance Moon, RB Wisconsin
8. Hank Brandon, RB Southern U.
9. Ray Easterling, S Richmond
10. *Choice traded to St. Louis*
11. Jack Phillips, WR Grambling

12. Larry Mialik, TE Wisconsin
13. Henry Sovio, TE Hawaii
14. Tom Chandler, LB Minnesota
15. Oscar Jenkins, CB Virginia Union
16. Larry Butler, LB Stanford
17. Bill Holland, RB So. California

1973

1. *Choice traded to Houston*
2. Greg Marx, DT (39) Notre Dame
3. *Choice traded to San Diego through Oakland*
4. Thomas Geredine, WR N.E. Mo. State
5. *Choice traded to Washington*
6. Nick Bebout, T Wyoming
7. George Campbell, CB Iowa St.
8. Tom Reed, G Arkansas
9. Russ Ingram, C Tex. Tech
10. Nick Mike-Mayer, K Temple
11. Byron Buelow, DB LaCrosse, Wis.
12. Mike Samples, DT Drake
13. Chris Stecher, T Claremont-Mud.
14. John Madeya, QB Louisville
15. Tom Gage, DB Lamar Tech
16. Rufus Ferguson, RB Wisconsin
17. Jim Hodge, WR Arkansas

1974

1. *Traded choice and quarterback Bob Berry to Minnesota for veterans Bob Lee, a quarterback, and linebacker Lonnie Warwick.*
2. Gerald Tinker, WR (44) Kent State
3. Kim McQuilken, QB Lehigh
Maurice Spencer, DB N. Carolin Cen.
4. Vince Kendrick, RB Florida
5. Henry Childs, TE Kansas State
Monroe Eley, RB Ariz. State
6. Doyle Orange, RB Southern Miss.
7. James Coode, T Michigan
8. *Choice to Green Bay through New Orleans*
9. Larry Bailey, DT Pacific
10. Paul Ryczek, C Virginia
11. Eddie Wilson, WR Albany State
12. Vic Koegel, LB Ohio State
13. Ralph Powell, RB Nebraska
14. John Givens, G Villanova
15. Willie Jones, WR Iowa State
16. Sylvester McGee, RB Rhode Island
17. Al Davis, G/T Boise State

1975

1. Steve Bartkowski, QB (1) California
2. Ralph Ortega, LB Florida
3. Woody Thompson, RB Miami
4. John Nessel, G Penn. State
5. Greg McCrary, TE Clark
Doug Payton, G Colorado
7. Mike Esposito, RB Boston College
8. Brent Adams, T U. Tenn/C'nooga



HISTORY DRAFT CHOICES BY YEAR

9. Brad Davis, RB LSU
10. Marshall Mills, WR West Virginia
11. Jeff Merrow, DT West Virginia
12. Alonza Pickett, T Texas Southern
13. Cart Russ, LB Michigan
14. Steve Robinson, DT Tuskegee
15. Jimmy Robinson, WR Georgia Tech
16. Steve Knutson, G Southern Cal.
17. Mitch Anderson, QB Northwestern

1976

1. Bubba Bean, RB (9) Texas A&M
2. Sonny Collins, RB Kentucky
3. Dave Scott, T Kansas
4. Walt Brett, DE Montana
5. Traded to Minnesota
6. Stan Varner, DT Brigham Young
7. Karl Farmer, WR Pittsburgh
8. Frank Reed, DB Washington
9. Phil McKinnely, T UCLA
10. *No Selection*
11. Chuck Brislin, T Mississippi State
12. Pat Bolton, K Montana State
13. Mike Williams, T Florida
14. Mark Husfloen, DE Washington St.
15. Ron Olson, DB Washington
16. Pat Curto, LB Ohio State
17. Tony Green, DB Texas Tech

1977

1. Warren Byrant, T (6) Kentucky
- Wilson Faumuina, DT (20) San Jose State
2. R.C. Thielemann, G-C Arkansas
3. Edgar Fields, DT-DE Texas A&M
4. Allan Leavitt, KS Georgia
5. Shelton Diggs, WR So. California
6. Keith Jenkins, DB Cincinnati
7. *No selection*
8. Walter Packer, WR Mississippi State
9. John Maxwell, T Boston College
- Robert Speer, DE Arkansas State
10. Billy Ryckman, WR Louisiana Tech
11. Dave Farmer, RB Southern Cal.
12. Don Parrish, DE Pittsburgh

1978

1. Mike Kenn, T (13) Michigan
2. Steve Stewart, LB Minnesota
3. Stan Waldemore, G Nebraska
4. Brian Cabral, LB Colorado
5. Dennis Pearson, WR San Diego St.
6. Rodney Parker, WR Tennessee St.
7. Alfred Jackson, WR Texas
- James Wright, TE Texas Christian
8. David Adkins, LB Ohio St.
- David Williams, DB Tenn.-Martin
9. Tom Pridemore, DB West Virginia
10. Ricky Patton, RB Jackson St.
- Ray Strong, RB Nev. Las Vegas

11. Milton "Scooter" Reed, DB Baylor
12. Daria Butler, LB Oklahoma St.

1979

1. Don Smith, DE (17) Miami
2. Pat Howell, G Southern Cal.
3. James Mayberry, RB Colorado
- William Andrews, RB Auburn
4. Lynn Cain, RB Southern Cal.
- Charles Johnson, DB Grambling
5. Mike Zele, DT Kent State
6. Mike Moroski, QB Cal-Davis
7. Roger Westlund, T Washington
8. Keith Miller, LB NE Oklahoma
9. Dave Parkin, DB Utah State
10. Bruce Beekley, LB Oregon
11. Bill Leer, C Colorado St.
12. Stuart Walker, LB Colorado

1980

1. Junior Miller, TE (7) Nebraska
2. Buddy Curry, LB North Carolina
3. Earl Jones, CB Norfolk State
4. Jim Laughlin, LB Ohio State
- I.M. Hipp, RB Nebraska
5. Brad Vassar, LB Pacific
- Kenny Johnson, DB Mississippi State
6. Mike Davis, DB Colorado
7. Mike Smith, WR Grambling
8. Al Richardson, LB Georgia Tech
9. Glen Keller, C West Texas State
10. Walt Bellamy, DB V.M.I.
11. Mike Babb, DB Oklahoma
12. Quinn Jones, RB Tulsa

1981

1. Bobby Butler, CB (25) Florida State
2. Lyman White, LB Louisiana State
3. Scott Woerner, DB Georgia
4. John Scully, C Notre Dame
5. Eric Sanders, T Nevada-Reno
6. Harry Stanback, DT North Carolina
7. Matthew Teague, DE Prairie View
8. Cliff Toney, DC Auburn
9. Calvin Fance, RB Rice
10. Robert Murphy, S Ohio State
11. Keith Chappelle, WR Iowa
12. Mark McCants, S Temple

1982

1. Gerald Riggs, RB (9) Arizona State
2. Doug Rogers, DE Stanford
3. Stacey Bailey, WR San Jose State
4. Reggie Brown, RB Oregon
5. Von Mansfield, DB Wisconsin
6. Mike Kelley, QB Georgia Tech
7. David Toloumu, RB Hawaii
8. Ricky Eberhart, DB Morris Brown
9. Mike Horan, P Cal St.-Long Bch.



HISTORY DRAFT CHOICES BY YEAR

10. Curtis Stowers, LB Mississippi State
11. Jeff Keller, WR Washington St.
12. Dave Levenick, LB Wisconsin

1983

1. Mike Pitts, DE (16) Alabama
2. James Britt, DB LSU
3. Andrew Provence, DT South Carolina
4. John Harper, LB Southern Illinois
5. Brett Miller, T Iowa
6. Anthony Allen, WR Washington
7. Jeff Turk, DB Boise State
8. John Rade, LB Boise State
9. Traded to Baltimore
10. Ralph Giacomarro, P Penn State
11. John Salley, DB Wyoming
12. Allama Matthews, TE Vanderbilt

1984

1. Rick Bryan, DT (9) Oklahoma
2. Scott Case, S Oklahoma
3. Thomas Benson, LB Oklahoma
4. Rodney McSwain, DB Clemson
4. Rydell Malancon, LB LSU
5. Cliff Benson, TE Purdue
6. Ben Bennett, QB Duke
6. Dan Ralph, DT Oregon
7. Kirk Dodge, LB Nev. Las Vegas
8. Jeff Jackson, LB Auburn
9. Glenn Howe, T Southern Miss.
10. Derrick Franklin, DB Fresno State
11. Tommy Norman, WR Jackson State
12. Don Holmes, WR Colorado

*SUPPLEMENTAL DRAFT - JUNE 5, 1984

1. Joey Jones, WR (9) Alabama Birm.
2. Mike McInnis, DT Ark-Pine Bluff
3. Dennis Woodberry, DB Southern Arkans.

1985

1. Bill Fralic, T (2) Pittsburgh
2. Mike Gann, DE Notre Dame
3. Choice traded to Minnesota
4. Emile Harry, WR Stanford
5. Choice traded to St. Louis
6. Reggie Pleasant, CB Clemson
7. Choice traded to Cincinnati
8. Ashley Lee, S Virginia Tech
8. Ronnie Washington, LB N.E. Louisiana
9. Micah Moon, LB North Carolina
10. Brent Martin, C Stanford
11. John Ayres, CB Illinois
12. Ken Whisenhunt, TE Georgia Tech

1986

- 1a. Tony Casillas, NT (2) Oklahoma
- 1b. Tim Green, LB (17) Syracuse
2. Traded to Washington in '85 for LB in '86
3. Traded earlier for QB Turk Schonert

4. Traded to L.A. Raiders for Bret Clark, S Nebraska
5. Traded to Philadelphia for LB Joel Williams
- 6a. Floyd Dixon, WR Stephen F. Aust.
- 6b. Keith Williams, RN Missouri

7. Traded earlier to Phil. for LB Reggie Wilkes
8. Kevin Hudgens, DT Idaho State
9. Kevin Starks, TE Minnesota
10. Tony Baker, RB East Carolina
11. Chris Hegg, QB Missouri
12. Steve Griffin, WR Purdue

1987

1. Chris Miller, QB (12) Oregon
2. Kenny Flowers, RB Clemson
3. Choice traded to Green Bay
4. Ralph Van Dyke, T Southern Illinois
5. Mark Mraz, DE Utah State
6. Paul Kiser, G Wake Forest
7. Michael Reid, LB Wisconsin
8. Curtis Taliaferro, LB Virginia Tech
9. Terrence Anthony, CB Iowa State
10. Jerry Reese, TE Illinois
11. Elbert Shelley, S Arkansas State
12. Larry Emery, RB Wisconsin

1988

1. Aundray Bruce, LB (1) Auburn
2. Marcus Cotton, LB Southern Cal.
3. Alex Higdon, TE Ohio State
4. Choice traded to Philadelphia
5. Charles Dimry, DB Nev.-Las Vegas
- 6a. George Thomas, WR Nev.-Las Vegas
- 6b. Houston Hoover, G Jackson State
7. Michael Haynes, WR N. Arizona
8. Phillip Brown, LB Alabama
9. James Primus, RB UCLA
10. Stan Clayton, T Penn State
11. James Milling, WR Maryland
12. Carter Wiley, S Virginia Tech

1989

- 1a. Deion Sanders, CB (5) Florida State
- 1b. Shawn Collins, WR (27) Northern Arizona
2. Ralph Norwood, T Louisiana State
3. Keith Jones, RB Illinois
4. Choice traded to Cincinnati
5. Choice traded to LA Raiders
6. Troy Sadowski, TE Georgia
7. Undra Johnson, RB West Virginia
8. Paul Singer, QB Western Illinois
9. Chris Dunn, LB Cal-Poly SLO
10. Choice traded to Cincinnati
11. Greg Paterra, RB Slippery Rock
12. Tony Bowick, NT U. Tenn./Chatt.

1990



HISTORY DRAFT CHOICES BY YEAR

1. Steve Broussard, RB (20) . Washington St.
2. Darion Conner, LB Jackson State
3. Oliver Barnett, DL Kentucky
4. Reggie Redding, T Cal St.-Fullerton
5. Mike Pringle, RB Cal St.-Fullerton
6. Tory Epps, NT Memphis State
7. Darrell Jordon, LB Northern Arizona
8. Donnie Salum, LB Arizona
9. Chris Ellison, S Houston
10. Shawn McCarthy, S Purdue

1991

- 1a. Bruce Pickens, CB (3) Nebraska
- 1b. Mike Pritchard, WR (13) Colorado
2. Brett Favre, QB Southern Miss.
3. *Choice traded to Miami*
4. Moe Gardner, NT Illinois
5. James Goode, LB Oklahoma
6. Erric Pegram, RB N. Texas St
- 7a. Brian Mitchell, DB BYU
- 7b. Mark Tucker, C USC
8. Randy Austin, TE UCLA
9. Ernie Logan, DE East Carolina
- 10a. Walter Sutton, WR S.W. Minnesota
- 10b. Pete Lucas, T Stevens Pt., Wis
11. Joe Sims, NT Nebraska
12. Bob Christain, RB Northwestern

1992

- 1a. Bob Whitfield, OT (8th) Stanford
- 1b. Tony Smith, RB So. Mississippi
2. Chuck Smith, DE Tennessee
3. Howard Dinkins, LB Florida State
4. Frankie Smith, CB Baylor
5. *Choice traded to San Diego*
6. Terry Ray, S Oklahoma
7. Tim Paulk, LB Florida
- 8a. Derrick Moore, RB N.E. St. Oklahom.
- 8b. Reggie Dwight, TE Troy State
9. Keith Alex, T-G Texas A&M
10. Darryl Hardy, LB Tennessee
11. Robin Jones, DE Baylor

1993

1. Lincoln Kennedy, G-T (9th) Washington
2. Roger Harper, S Ohio State
3. Harold Alexander, P Appalachian St.
4. *Choice traded to Green Bay*
5. Ron George, LB Stanford
6. Mitch Lyon, TE Michigan State
7. Darnell Walker, CB Oklahoma
8. Shannon Baker, WR Florida State

1994

1. *Traded No. 1 Pick (7th overall), No. 3 Pick (83rd overall), and a conditional 1996 Pick (#2) to Indianapolis for QB Jeff George.*
2. Bert Emanuel, WR Rice
- 3a. Anthony Phillips, CB Texas A&I
- 3b. Alai Kalaniuvalu, G Oregon State

- 4a. Perry Klein, QB C.W. Post
- 4b. Mitch Davis, LB Georgia
5. Harrison Houston, WR Florida
6. *Traded Pick to LA Raiders for RB Eric Dickerson*
7. Jamal Anderson, FB Utah

1995

1. *Trade No. 1 Picks with Cleveland (10 for 26) to acquire Eric Metcalf*
1. Devin Bush, S (26th) Florida State
2. Ron Davis, CB Tennessee
3. Lorenzo Styles, LB Ohio State
4. *Traded to Dallas to move up 5 places in Rd 2*
5. Roell Preston, WR Mississippi
6. Travis Hall, DE BYU
7. John Burrough, DT Wyoming

1996

1. *Traded to Indianapolis in '94 (for Jeff George)*
2. *Traded to Oakland for S Patrick Bates*
3. Shannon Brown, DT Alabama
- 4a. Richard Huntley, RB Winston-Salem
- 4b. Juran Bolden, CB Mississippi St.
5. *Traded to Cleveland in '95 for Gene Williams*
5. Gary Bandy, DE Baylor
6. Craig Sauer, LB Minnesota
7. Ethan Brooks, T Williams (MA)

1997

1. Michael Booker, CB (11th) Nebraska
- 2a. Nathan Davis, DT Indiana
- 2b. Byron Hanspard, RB Texas Tech
3. O.J. Santiago, TE Kent State
4. Henri Crockett, LB Florida State
5. Marcus Wimberly, S Miami
6. Calvin Collins, C Texas A&M
- 7a. Tony Graziani, QB Oregon
- 7b. Chris Bayne, S Fresno State
- Also acquired Chis Chandler from Oilers for 4th and 6th-round draft picks*

1998

1. Keith Brooking, LB (12th) Georgia Tech
2. Bob Hallen, C/G Kent State
3. Jammi German, WR Miami
- 4a. Omar Brown, S North Carolina
- 4b. Tim Dwight, WR/KR Iowa
6. Elijah Williams, CB Florida
- 7a. Ephraim Salaam, T San Diego State
- 7b. Ken Oxendine, RB Virginia Tech
- 7c. Henry Slay, DT West Virginia

1999

1. Patrick Kerney, DE (30th) Virginia
2. Reggie Kelly, TE Mississippi State
3. Jeff Paulk, FB Arizona State
4. Johndale Carty, SS Utah State
5. Eugene Baker, WR Kent
- 6a. Jeff Kelly, LB Kansas State
- 6b. Eric Thigpen, FS Iowa



HISTORY DRAFT CHOICES BY YEAR

- 7a. Todd McClure, C. LSU
- 7b. Rondel Menendez, WR. . . Eastern Kentucky

2000

- 1. *Traded to Baltimore in '99 for second round pick in '99 (for TE Reggie Kelly)*
- 2. Travis Claridge, OT. USC
- 3. Mark Simoneau, LB Kansas State
- 4. Michael Thompson, OT . . Tennessee St.
- 5. Anthony Midget, CB Virginia Tech
- 6. Mareno Philyaw, WR. Troy State
- 7. Darrick Vaughn, CB. Southwest Texas

2001

- 1. Michael Vick, QB (1st) . . . Virginia Tech
- 2. Alge Crumpler, TE North Carolina
- 4. Roberto Garza, C Tex. A&M, Kings.
- 4. Matt Stewart, LB. Vanderbilt
- 5. Vinny Sutherland, WR. . . . Purdue
- 6. Randy Garner, DE Arkansas
- 7. Corey Hall, S. Appalachian St.
- 7. Kynan Forney, T. Hawaii
- 7. Ronald Flemons, DE. Texas A&M
- 7. Quentin McCord, WR. . . . Kentucky

2002

- 1. T.J. Duckett, RB (18th) . . . Michigan State
- 3. Will Overstreet, DE Tennessee
- 4. Martin Bibla, G Miami
- 5a. Kevin McCadam, S. Virginia Tech
- 5b. Kurt Kittner, QB. Illinois
- 6. Kahlil Hill, WR Iowa
- 7a. Michael Coleman, WR . . . Widener
- 7b. Kevin Shaffer, T Tulsa

2003

- 1. *Traded to Buffalo in '03 (Peerless Price)*
- 2. Bryan Scott, CB. Penn State
- 4. Justin Griffith, FB Mississippi State
- 5. Jon Olinger, WR Cincinnati
- 6a. LaTarence Dunbar, WR. . . TCU
- 6b. Waine Bacon, SS. Alabama
- 7. Demetrian Veal, DE Tennessee

2004

- 1a. DeAngelo Hall, CB (8th) . . Virginia Tech
- 1b. Michael Jenkins, WR (29th) . Ohio State
- 3. Matt Schaub, QB. Virginia
- 4. Demorris Williams, LB . . . Nebraska
- 5. Chad Lavalais, DT LSU
- 6. Etric Pruitt, S Southern Miss
- 7. Quincy Wilson, RB. West Virginia

2005

- 1. Roddy White, WR (27th) . . UAB
- 2. Jonathan Babineaux, DT . . Iowa
- 3. Jordan Beck, LB. Cal-Poly/SLO
- 4. Chauncey Davis, DE. Florida State
- 5. Michael Boley, LB Southern Miss

- 5. Frank Omiyale, T. Tennessee Tech
- 6. DeAndra Cobb, RB. Michigan State
- 7. Darrell Shropshire, DT . . . South Carolina

2006

- 2. Jimmy Williams, CB (37th) Virginia Tech
- 3. Jerious Norwood, RB Mississippi State
- 5. Quinn Ojinnaka, T Syracuse
- 6. Adam Jennings, WR Fresno State
- 7. D.J. Shockley, QB Georgia

2007

- 1. Jamaal Anderson, DE (8th) Arkansas
- 2. Justin Blalock, OL Texas
- 4. Chris Houston, CB Arkansas
- 4. Laurent Robinson, WR . . . Illinois State
- 5. Stephen Nicholas, LB. . . . South Florida
- 6. Martrez Milner, TE. Georgia
- 7. Trey Lewis, S. Washburn
- 7. David Irons, CB Auburn
- 7. Doug Datish, OL Ohio State
- 7. Daren Stone, S. Maine
- 7. Jason Snelling, RB. Virginia

2008

- 1. Matt Ryan, QB (3rd) Boston College
- 1. Sam Baker, OT USC
- *from Washington*
- 2. Curtis Lofton, LB Oklahoma
- 3. Chevis Jackson, CB. LSU
- 3. Harry Douglas, WR Louisville
- *from Washington*
- 3. Thomas DeCoud, S California
- 5. Robert James, LB Arizona State
- 5. Kroy Biermann, LB Montana
- *from Washington*
- 6. Thomas Brown, RB. Georgia
- 7. Wilrey Fontenot, CB. Arizona
- 7. Keith Zinger, TE. LSU
- *from Pittsburgh*

2009

- 1. Peria Jerry, DT (24th) Mississippi
- 2. William Moore, S Missouri
- 3. Christopher Owens, CB . . San Jose State
- 4. Lawrence Sidbury, DE. . . . Richmond
- 5. William Middleton, CB . . . Furman
- *from St. Louis*
- 5. Garrett Reynolds, OT. . . . North Carolina
- *from Dallas*
- 6. Spencer Adkins, LB Miami (Fla.)
- *from St. Louis*
- 7. Vance Walker, DT. Georgia Tech
- *from Dallas*

2010

- 1. Sean Weatherspoon, LB (19th) Missouri
- 3a. Corey Peters, DT. Kentucky
- 3b. Mike Johnson, OL. Alabama
- 4. Joe Hawley, C. UNLV



HISTORY DRAFT CHOICES BY YEAR

- 5a. Dominique Franks, CB Oklahoma
- 5b. Kerry Meier, WR Kansas
- 6. Shann Schillinger, S Montana

2011

- 1. Julio Jones, WR (6th) Alabama
*from Cleveland
- 3. Akeem Dent, LB Georgia
- 5. Jacquizz Rodgers, RB Oregon State
*from St. Louis
- 6. Matt Boshier, P Miami (Fla.)
- 7a. Andrew Jackson, OL Fresno State
*from Detroit
- 7b. Cliff Matthews, DE South Carolina
*from New England

2012

- 2. Peter Konz, G/C Wisconsin
- 3. Lamar Holmes, T Southern Miss
- 5a. Bradie Ewing, FB Wisconsin
- 5b. Jonathan Massaquoi, DE Troy
*from Baltimore
- 6. Charles Mitchell, S Mississippi State
- 7. Travian Robertson, DT South Carolina



2012 SECOND ROUND (55TH OVERALL) DRAFT PICK G/C PETER KONZ FROM WISCONSIN