

2012 DETROIT LIONS
MEDIA GUIDE



SEASON IN REVIEW





Finds coffee.
Makes donuts.



THE 2013 **MUSTANG GT**

Available SYNC® with voice-activated Navigation System.
8-inch screen. Recognizes 10,000 commands. Hands-free calling.

Unleash your inner Mustang at ford.com/mustang

Closed course. Professional driver. Do not attempt.



Go Further

2012 DETROIT LIONS SCHEDULE

(*** DATES AND TIMES SUBJECT TO CHANGE ***)

PRESEASON

DATE	OPPONENT	NETWORK	RESULT
Friday, August 10	CLEVELAND BROWNS	WXYZ Ch. 7	7:30 p.m.
Friday, August 17	at Baltimore Ravens	FOX#	8:00 p.m.
Saturday, August 25	at Oakland Raiders	WXYZ Ch. 7	7:00 p.m.
Thursday, August 30	BUFFALO BILLS	WXYZ Ch. 7	7:00 p.m.

REGULAR SEASON

DATE	OPPONENT	NETWORK	RESULT
Sunday, September 9	ST. LOUIS RAMS	FOX	W, 27-23
Sunday, September 16	at San Francisco 49ers	NBC#	L, 19-27.
Sunday, September 23	at Tennessee Titans	FOX	L, 41-44 (OT)
Sunday, September 30	MINNESOTA VIKINGS	FOX	L, 13-20
Sunday, October 7	*** BYE WEEK ***		
Sunday, October 14	at Philadelphia Eagles	FOX	W, 26-23 (OT)
Monday, October 22	at Chicago Bears	ESPN#	L, 7-13
Sunday, October 28	SEATTLE SEAHAWKS	FOX	W, 28-24
Sunday, November 4	at Jacksonville Jaguars	FOX	WW, 31-14
Sunday, November 11	at Minnesota Vikings	FOX	L, 24-34
Sunday, November 18	GREEN BAY PACKERS	FOX	L, 20-24
Thursday, November 22	HOUSTON TEXANS	CBS#	L, 31-34 (OT)
Sunday, December 2	INDIANAPOLIS COLTS	CBS	L, 33-35
Sunday, December 9	at Green Bay Packers	NBC#	L, 20-27
Sunday, December 16	at Arizona Cardinals	FOX	L, 38-10
Saturday, December 22	ATLANTA FALCONS	ESPN#	L, 18-31
Sunday, December 30	CHICAGO BEARS	FOX	L, 24-26

- All times Eastern Time; Home Games in BOLD CAPS
- # Nationally Televised
- FLEXIBLE SCHEDULING: NFL Sunday games during flexible Weeks 11-17 are subject to change 12 days in advance. For Week 17 the schedule is subject to change six days in advance. Games are subject to move to different time slots but dates will remain as announced.

TACKLE TASTE

WITHOUT THE
CALORIES



OFFICIAL SOFT DRINK OF
THE DETROIT LIONS



ZERO CALORIES. MAXIMUM PEPSI TASTE.

PEPSI, PEPSI MAX and the Pepsi Globe are registered trademarks of PepsiCo, Inc.

2012 DETROIT LIONS MEDIA GUIDE

CONTENTS AND DIRECTORY



The 2012 Detroit Lions Media Guide is now a digital publication in Adobe PDF (including bookmarks) format. An updated version of the team's media guide is posted on Media.Detroitlions.com and NFLmedia.com each week.

EXECUTIVES & COACHING

Executive Management
Coaching Staff
Player Personnel
Administration

PLAYER PROFILES

Player Biographies
2012 Rosters
Roster Moves

2012 SEASON IN REVIEW

Final 2012 Statistics
Game-by-Game Statistics
Player Participation
2012 Game Summaries

LIONS HONORS

All-Time Honor Roll
All-Time Team
Pride of the Lions
Lions in the Pro Bowl
Lions on the All-Pro Team

THE RECORDS SECTION

Lions Individual Records
Lions All-Time Lists
Lions Team Records
Opponent Records
Postseason Records
Seasonal Leaders
Outstanding Performances
The Last Time

COACHING & SERIES RECORDS

Year-By-Year Results
Lions vs. All-Time Opponents
All-Time Coaches
Opponent Information

YEAR-BY-YEAR RESULTS

Preseason Records & Results
Year-By-Year Results

HISTORY BOOK

History of the Lions
Significant Dates
Lions Tales
 > *Naming of the Lions*
 > *Homes of the Detroit Lions*
 > *Gridiron Heroes*
 > *Paper Lion*
 > *In Memoriam*
 > *Decade of Dominance*
 > *Deep in the Heart of Texas*
 > *Original Offices*
 > *Lions Training Camp Locations*
 > *Longest Coaching Tenures*
Thanksgiving Day Tradition
Uniform History
Lions Draft Selections
Lions Trade History
All-Time Player Roster
Monday Night, Prime Time & OT Games
Ford Field

2012 DETROIT LIONS MEDIA GUIDE

EXECUTIVE EDITORS

Bill Keenist, Matt Barnhart

MANAGING EDITOR

Ben Manges

EDITORIAL ASSISTANCE

Tara Altman, Deanna Caldwell, Chad Walker, Chrissie Wywrot, Stuart Dezenhall, Eamonn Reynolds, Ellen Trudell

PHOTOGRAPHY

Gavin Smith

EDITORIAL CREDITS

Elias Sports Bureau (Santo Labombarda and Alex Stern); Stats, Inc.; Maple Leaf Productions, Ltd.; Pro Football Hall of Fame; Total Football; Pro Football Researchers Association

2012 DETROIT LIONS STAFF DIRECTORY

EXECUTIVE MANAGEMENT

Owner and Chairman	William Clay Ford
Vice Chairman	William Clay Ford, Jr.
President	Tom Lewand
Executive Vice President of Football Operations and General Manager	Martin Mayhew

Head Coach	Jim Schwartz
Senior Vice President of Communications	Bill Keenist
Senior Vice President of Marketing and Partnerships	Elizabeth Parkinson
Senior Vice President and Chief Financial Officer	Luis Perez
Corporate Secretary	David Hempstead

EXECUTIVE ASSISTANTS

Executive Assistant, Mr. William Clay Ford	Louise McDonald
Assistant, Offices of Mr. William Clay Ford, Jr.	Jenny Taylor
Executive Assistant, Lewand	Margaret Gramlich
Executive Assistant, Mayhew	Mai Davis
Executive Assistant, Perez	Terri Kimble

COACHING STAFF

Assistant Head Coach/Defensive Coordinator	Gunther Cunningham
Offensive Coordinator	Scott Linehan
Special Teams Coordinator	Danny Crossman
Coordinator of Physical Development	Jason Arapoff
Assistant Linebackers	Bradford Banta
Linebackers	Matt Burke
Quarterbacks	Todd Downing
Running Backs	Sam Gash
Wide Receivers	Shawn Jefferson
Defensive Line	Kris Kocurek
Tight Ends	Tim Lappano
Assistant Strength and Conditioning	Ted Rath
Defensive Assistant/Secondary	Marcus Robertson
Quality Control/Special Teams	Evan Rothstein
Offensive Quality Control	Kyle Valero
Secondary/Third Down Package	Tim Walton
Assistant Offensive Line	Jeremiah Washburn
Offensive Line	George Yarno

COACHING SUPPORT STAFF

Administrative Assistant to the Head Coach	Karianne Hawkins
Coaching Staff Assistant	Gina Newell

PLAYER PERSONNEL

Senior Personnel Executive	James Harris
Vice President of Pro Personnel	Sheldon White
Director of College Scouting	Scott McEwen
Assistant Director of Pro Personnel	Miller McCalmon
Assistant Director of Pro Personnel	Charlie Sanders
Assistant Director of College Scouting/National Scout	Lance Newmark
Darren Anderson	BLESTO Scout
Regional Scout	Cary Conklin
Regional Scout	Chad Henry
BLESTO Scout	Joe Kelleher
College Scouting Coordinator/Regional Scout	Rob Lohman
Regional Scout	Silas McKinnie
Regional Scout	Dave Sears
National Scout	Dave Ulyus
Pro Personnel Assistant	Alan Anderson
Executive Assistant, White	JoAnn Lenden

FOOTBALL OPERATIONS

Vice President of Football Operations	Cedric Saunders
Staff Counsel, Football Administration	Jon Dykema, Esq.
Director of Football Administration	Iain Nelson

MEDICAL STAFF

Coordinator of Athletic Medicine/Athletic Trainer	Dean Kleinschmidt
Athletic Trainer	Al Bellamy
Assistant Athletic Trainer	Chris Curran
Assistant Athletic Trainer	Joe Recknagel
Team Physician-Orthopaedist	Kyle Anderson, M.D.
Team Physician-Ophthalmologist	Kevin Everett, M.D.
Team Physician, Emergency Medicine	Brad Jaskulka, M.D.
Team Physician-Orthopaedist	Terry Lock, M.D.
Team Physician-Orthopaedist	Bill Moutzouras, M.D.
Team Physician-Medical	Michael Workings, M.D.

Team Physical Therapist	Steve Scher, MSPT, ATC, CSCS, PES, TPI
Team Physician-Dentist	Chet Regula, D.M.D.
Team Chiropractor	Sol Colgan, D.C.

EQUIPMENT

Equipment Manager	Tim O'Neill
Assistant Equipment Manager	John Brown
Equipment Assistant	Clay Coleman
Equipment Assistant	Vince Herzog
Equipment Assistant	Joey Jaroszewich

VIDEO

Director of Video Operations	Robert Yanagi
Assistant Video Director	Michael Richardson
Video Assistant	Matt Hintz

PLAYER DEVELOPMENT

Senior Director of Player Development	Galen Duncan, Ph.D.
---------------------------------------	---------------------

SECURITY

Director of Security	Elton Moore
Security Assistant	Bill Cory
Security Assistant	John Scott

GROUNDKEEPING

Groundskeeper	Charlie Coffin
Groundskeeping Assistant	Ken Davidson
Assistant Groundskeeper	Eric Bryson

FINANCE

Vice President of Finance and Administration	Allison Maki
Payroll Manager	Judy Kowalowski
Senior Advisor, Finance	Tom Lesnau

HUMAN RESOURCES

Director of Human Resources	Nicole Otrond
Human Resources Generalist	Veronica Guerra

RECEPTION

Receptionist	Hawanya Quarles
Office Assistant	Chris Roberts

FACILITIES - ALLEN PARK

Facilities Manager	Mark Glenn
Facilities Assistant	Ken Van Hevel

INFORMATION TECHNOLOGY

Senior Director of Network Services	Steve Boren
Network Administrator	Terri McKay

COMMUNITY RELATIONS

Director of Community Affairs and Detroit Lions Charities	Robert Wooley
Community Affairs Coordinator	Chad Walker
Community Affairs Assistant	Ryan Hackworth
Senior Advisor, Community Affairs	Tim Pendell

DIGITAL MEDIA

Digital Media Manager	Chrissie Wyroff
Digital Media Producer	Tara Altman

MEDIA RELATIONS

Director of Media Relations	Matt Barnhart
Manager of Creative Services	Deanna Caldwell
Assistant Director of Media Relations	Ben Manges
Team Photographer	Gavin Smith

DINING & CATERING SERVICES (SODEXO) - ALLEN PARK

General Manager/Executive Chef	Mark Skamiera
Executive Catering & Dining Room Manager	Denise Charnas
Chef	Wendell Davis
Cook	Immanuel Fason
Cook	Patrick Frey
Kitchen Assistant	Carolyn King

SPONSORSHIP & SUITE SALES

Vice President of Business Operations	Bob Raymond
Director of Sponsorship Sales & Suite Sales	Mike Mazurek
Assistant Director of Sponsorship & Suite Sales	Mark Chelchik
Sponsorship & Suite Sales Account Executive	Matthew J. Schul
Sponsorship & Suite Sales Account Executive	Todd Yunker
Digital Strategy and Sales Executive	Kevin Currie
Sponsorship & Suite Services Manager	Anne Campbell

Manager of Sponsorship Activation	Brittney McNorton
Executive Assistant, Raymond/Office Manager	Karen Wozniak

DEVELOPMENT-FORD FIELD

Project Manager	Justin Turk
-----------------	-------------

TICKET OPERATIONS

Director of Ticket Operations	Mark Graham
Assistant Director of Ticket Operations	Bill McCall
Ticket Office Supervisor	Lance Powser
Ticket Office Supervisor	Louise Tabone
Ticket Office Assistant	Lisa Blondo

TICKET SALES

Director of Ticket Sales	Dan Sylvestre
Ticket Sales Account Representative	Sean Abraham
Ticket Sales Account Representative	Bethany Alferink
Ticket Sales Account Representative	Will Christy
Ticket Sales Account Representative	Wes Meisner
Ticket Sales Account Representative	Hoa Tran
Ticket Sales and Service Assistant	Sarah Muszynski
Ticket Sales Guest Service Manager	Courtney Alexander
Ticket Sales Guest Service Representative	Russ Rowe

EVENTS

Vice President of Events	Kelly Urquhart
Director of Sports Events	Dan Jaroszewich
Events/Operations Manager	Kristen Dale
Event Manager	Brad Michaels
Event/EBMS Coordinator	Stephanie Gerrity

FINANCE - FORD FIELD

Director of Finance	Matt Wojciechowski
Manager of Financial Reporting	Charles Phillips
Staff Accountant	Ashley Gentile

MARKETING

Director of Marketing	Joel Scott
Marketing Manager	Marie Keeler
Creative Services and Brand Manager	Connie Klajda

YOUTH FOOTBALL

Director of Youth Football Programs	Chris Fritzscheing
Youth Football Assistant	David Greenslait

ADMINISTRATION - FORD FIELD

Receptionist	Kim Colbert
--------------	-------------

INFORMATION TECHNOLOGY - FORD FIELD

Manager of Information Technology	Mark Woloszyn
Network Administrator	Mark Cantwell

BROADCASTING

Director of Broadcasting and Production	Bryan Bender
Manager of Scoreboard & Broadcast Operations	Stephen Batch
Scoreboard Production Coordinator	Josh Geha

OPERATIONS - FORD FIELD

Vice President of Operations	Chuck Cusick
Senior Director of Facility Management	Bob Gardner
Director of Housekeeping and Conversion	Phyllis Anding
Maintenance Operations	Raymond Amato
Maintenance Operations	Patrick Craig
Maintenance Operations	Pauli Kurdi
Maintenance Operations	Andi Opari
Maintenance Operations	Joseph Williams
Maintenance Operations	John Zmick
HVAC Technician	Joe Whitus
Licensed Plumber	Sean Craig

SECURITY - FORD FIELD

Security Director	Al Brooks
Security Supervisor	Tom Golembieski

LIONS PRO SHOP (MAINGATE, INC.)

General Manager	Brad Schweitzer
Lions Pro Shop Manager	Naomi Gibbons
Distribution Manager	Brian Galardo
Distribution Assistant	Gregory Kropidowski

2012 DETROIT LIONS
EXECUTIVES AND COACHING





WILLIAM CLAY FORD

**OWNER AND
CHAIRMAN**



In an age where ownership changes and franchise moves in professional sports have become alarmingly commonplace, William Clay Ford continues to provide the Detroit Lions organization, its fans and the community with unwavering stability and sound leadership.

His commitment to the franchise is imprinted on virtually every aspect of the organization. By combining one of the finest sports and entertainment venues, Ford Field, and a world-class headquarters and training environment with a strong management team, Mr. Ford has instilled the organization with the right mix of fuel that will power the further development of the entire Lions organization.

The 2009 season signaled the beginning of a new era for Detroit Lions football. Everything from the team's management all the way down to the logo on the helmet changed with the mindset to improve this franchise and compete for championships. There were considerable changes to the organization starting with Mr. Ford's promotion of Tom Lewand as team president and Martin Mayhew as general manager. Lewand oversees the direction of the organization, including business operations, and Mayhew is responsible for all football matters.

Both set out to find the best coach for this team, and with Mr. Ford's blessing and endorsement, did so when the team hired Jim Schwartz, who had served as defensive coordinator for many successful Tennessee Titans teams, as the Lions' new head coach. The 2009 season also marked the first time in franchise history that the team began the season with a new general manager, new team president and new head coach.

In just three years, with the vision Mr. Ford set forth, those changes are paying dividends in many ways. In 2011, the Lions returned to the playoffs for the first time since 1999, and they won 10 games for only the eighth time in franchise history and first since 1995. In fact, only two teams in Lions' history have won more than 10 regular-season games (12 in 1991 and 11 in 1962).

The Lions 5-0 start to the season was the franchise's best start since 1956, and it was only the third 5-0 start in franchise history. That 5-0 start capped off a nine-game regular-season winning streak (final four games of 2010) for the Lions, the longest since 1953-54.

Last season, Schwartz joined Buddy Parker (1951-53) as the only coaches in team history to improve the team's record in each of their first three seasons leading the Lions.

Team and individual record-breaking performances generated wins and much excitement in 2011. Detroit set new NFL records with four 13+ point comeback wins, three 17+ point comeback wins and back-to-back 20+ point comeback wins. A 24-point comeback at Dallas tied an NFL record for the biggest comeback by a road team.

The Lions also produced much fire-power on offense throughout the year. It scored at least 45 points in three different games for only the second time in team history and first since 1952. A 45-point winning margin in Week 2 against Kansas City was the largest margin of victory for the Lions in a regular season game, and it tied the 1957 Championship game for the team's largest margin of victory ever. In a 45-10 win at Denver, the Lions tied the second-most points scored on the road in franchise history.

On offense, the team set new standards for points scored (474), total yards (6,337) and net passing yards (4,814). Among the NFL's leaders, it finished fourth in scoring, fifth in total offense and fourth in scoring. On defense, the Lions led the NFL with seven defensive touchdowns, which also tied an all-time single-season franchise best.

Individually, QB Matthew Stafford completed the greatest season for a Lions quarterback in team history and one of the best all-time in NFL history. He set new team records in virtually every passing category, became the fifth passer in NFL history to eclipse 5,000 yards (5,038), and his 41 passing touchdowns tied for the seventh-most among League single-season leaders. All-Pro WR Calvin Johnson set a new franchise record for touchdown catches (16), and he accumulated the second-most receiving yards (1,681) in team history. He became the first player in NFL history to catch two touchdown passes in the season's first four games. TE Brandon Pettigrew once again set new team single-season records for Lions tight ends in receptions (83

and receiving yards (777).

Two players also surpassed two significant career milestones. K Jason Hanson became the first player in NFL history to play 300 games for one team. He became the fourth player ever to record 2,000 career points, and he became the first kicker ever in NFL history to make 50 50-yard field goals. Joining him in career milestones was T Jeff Backus who set a new team record with 176 consecutive starts.

Performances in 2011 built upon the team's progress it made from the previous year when it was one of the NFL's most-improved teams and ended the season on a four-game win streak.

Over the past three years, the Lions have upgraded and developed every position on the team. This progress has been forged with tremendous effort from the front office, a coaching staff that excels in game-planning and player development, and players who are combining ability and work ethic to ensure this team is moving in the right direction.

The strong leadership team that Mr. Ford has formulated guides the franchise on and off the field with a plan that will elevate this team to new heights.

On the football side, Mayhew has revamped the team's player personnel and football operations in numerous ways and those efforts have resulted in successful drafts. In that time, Mayhew and the front office have worked diligently to improve the team's roster utilizing every resource from free agency and trades to the League's waiver wire.

Mayhew has worked alongside Schwartz to find players based on their shared philosophy on the types of skills that are necessary to win in the NFL. To guide those players on the field, Schwartz has built a coaching staff that is working to maximize those talents and produce game strategies to complement the players' abilities. For Schwartz, he leads with the philosophy that consistency with the coaching staff and the team schemes provides a competitive edge in the team's development.

After the playoff-clinching win vs. San Diego on Christmas Eve, Schwartz and WR Nate Burleson presented a game ball in the locker room to Mr. Ford for his overwhelming support, dedication and commitment to the team.

"Last year was quite an important step for this organization and reaching the playoffs signifies that we are moving forward the right way," said Mr. Ford. "You can see where we are headed, and winning last year provided tangible evidence to our progress."

"To see how our team came together was quite exciting, and it was thrilling to see how passionate and supportive our fans were, especially at Ford Field. I don't think there is a better home-field advantage in all of sports than Ford Field. The Bears game on Monday Night was a phenomenal site with how engaged our fans were, and we were able to share so many other great moments, like clinching a playoff berth, with them as well."

"I firmly believe this organization is prepared to compete among the League's best. Coach Schwartz continues to move us in the right direction on the field. Consistency we've had in our organization, especially on our coaching staff, positively impacts our team. Martin has done a great job with the player personnel department, adding talent any way he can. And Tom has positioned our team's business to fully complement our ability to win."

"We all know it was important to achieve what we did last year, but it was not our end goal. Our priority is to always focus on winning a Super Bowl. That's what's most important for our organization, our family and our fans."

On the business side, Lewand continues to forge ahead with a strategic approach to make sure every element off the field impacts the team on the field. Whether it is through revenue streams generated at Ford Field, effective management of player contracts, improvement of the club's financial processes or building stronger relationships with fans and business partners, Lewand ensures that Mr. Ford's vision to become one of the best franchises in professional sports is being realized.

As it's always been with Mr. Ford, the mission is for the Detroit



Lions to win a Super Bowl. Mr. Ford understands that with competitive realities of today's NFL, reaching the game's pinnacle takes a concerted organizational effort both on and off the field. While everyone appreciates the importance of the coaching staff and the front office staff, you also need the proper infrastructure, such as state-of-the-art stadium and practice facilities.

Mr. Ford's commitment was evident in the Lions' return "home" to a new downtown Detroit stadium, Ford Field, in 2002. The \$500 million stadium enhanced the Lions' ability to compete in several facets of the game. In this NFL age, the revenues produced from Ford Field help level the economic playing field with the Lions' NFL counterparts.

The Ford Family and Ford Field were the overwhelming factors in Detroit being awarded the right to host Super Bowl XL in February 2006. That championship game clearly added to the city's economic landscape in numerous ways, including a \$260 million boost to Metro Detroit, and the impact the Ford family had on bringing the Super Bowl to Detroit was apparent.

"We wouldn't be here if it were not for the Ford family, who led the way in developing Ford Field as a catalyst for the redevelopment of downtown Detroit, including the return of the Super Bowl to Detroit," former NFL Commissioner Paul Tagliabue pronounced in 2006 during his annual state of the league press conference held just prior to Super Bowl XL.

"And the Ford family's leadership has certainly been a big part, not just of the NFL and NFL history, but of Detroit and our nation's history."

Ford Field has been a key cog in shaping further revitalized growth for the city of Detroit. The stadium's effect on the city continues to be comprehensive with its contributions as it hosts several events besides Lions' games.

In May 2003, the Detroit News honored Mr. Ford as a Michigani- of-the-Year, an annual tribute to select citizens who made significant contributions to the state or local community, as he had brought the Lions "back home" and opened Ford Field's doors to reap benefits for Detroit. In September 2005, he was inducted into the Michigan Sports Hall of Fame.

Additional confirmation of his steadfast dedication to the team was the completion of the team's \$36 million Headquarters and Training Facility in Allen Park, Mich., that opened in April 2002 as the NFL's premier training center.

Thanks to Mr. Ford's addition of the Lions Headquarters and Training Facility, the entire organization develops year-round in a world-class environment. Both the short-term and long-term impacts are significant as the team trains under conditions second-to-none. This joint venture between the Lions and Ford Land Development Corporation provides state-of-the-art facilities for players' off-season workouts, training camp, and in-season meetings and practices.

Throughout his tenure as owner, William Clay Ford has guided the Detroit Lions organization with a sense of balance, integrity and honest leadership. Never one to seek the limelight, Mr. Ford has not sought public accolades for his many contributions to football, the automotive industry and his community.

Known as Bill Ford to his friends and business associates, his relationship with the Lions began during his childhood when his father, Edsel Ford, took him to the University of Detroit Stadium to see the first Lions team play in their maiden season in the Motor City in 1934.

He became a club director in 1956 and was asked by then-Lions' President Edwin J. (Andy) Anderson to become the Lions' president in 1961.

In November 1963, Mr. Ford purchased the team outright for \$4.5 million and officially took over the club January 10, 1964. The 2012 season will mark the 49th year of Mr. Ford's sole ownership of the club.

Of course, Mr. Ford's other passion in life is the automotive industry, he being the only surviving grandson of inventor and auto pioneer Henry Ford, founder of the Ford Motor Company.

For the entire Ford family, 2003 marked a year of great pride and celebration as Ford Motor Company commemorated its historic 100 years as an icon in American industry.

In May 2005, Mr. Ford retired from the Board of Directors of Ford Motor Company after nearly 57 years of service. He remains director emeritus on the Board of Directors. Mr. Ford most recently served as a member of the Board of Directors and was on the company's Finance Committee, and in years past served on its Governance Committee. He had been a board member since 1948 and was chairman of the company's Design Committee from its inception in 1957 until his retirement as vice chairman in March 1989.

Utilizing his expertise in design, Mr. Ford was also on special assignment as a design consultant focusing on the Jaguar.

During his career with the company, Mr. Ford gained special

satisfaction and acclaim as the executive in charge of the design, development and subsequent introduction of the Continental Mark II, the successor to the classic Lincoln Continental that had been developed and introduced by his father Edsel in 1939. In 1973, Mr. Ford was appointed vice president-Product Design.

Mr. Ford was elected to the Board of Directors in 1948 and began his employment at Ford following graduation from Yale University. He served several executive positions before appointment as vice president and general manager of the Continental Division in 1954. In 1956, he assumed responsibility for corporate product planning and design.

When the Design Committee of Ford's Policy and Strategy Committee was formed in 1957, Mr. Ford became the committee's first chairman, a post he held until retirement in 1989.

In 1978, Mr. Ford was elected chairman of the Executive Committee and appointed a member of the Office of the Chief Executive. He was elected vice chairman of the Board in 1980 and chairman of the Finance Committee in 1987. He retired as chairman of the Finance Committee in 1995.

The youngest of Edsel's four children, William Clay Ford was born March 14, 1925. Following a tour of duty with the U.S. Naval Air Corp in World War II, he enrolled at Yale, where he lettered in both tennis and soccer at the Ivy League school. As a collegian, he won league tennis titles in singles and doubles, and he earned All-American honorable mention honors in soccer. In fact, he was a nationally-ranked tennis player until two Achilles tendon surgeries relegated him to the sidelines. Mr. Ford's athletic participation today includes golf, a game in which he became nearly a scratch performer, while registering a remarkable seven (7) holes-in-one over the years.

He graduated from Yale with a bachelor of science degree in economics and then joined Ford's sales and advertising staff. He later served on the industrial relations staff where he was a member of the committee that negotiated the historic 1949 contract with the UAW-CIO.

Mr. Ford also is chairman emeritus of the Board of Trustees of The Henry Ford. He is an honorary life trustee of the Eisenhower Medical Center, is a national trustee for the Boys' and Girls' Clubs of America and honorary chair of the United Way Community Services. He is also on the Texas Heart Institute National Advisory Council. Mr. Ford received an honorary doctor of science degree from the Art Center College of Design in Pasadena, Calif., in 1981.

Mr. Ford's generosity as a benefactor was again recognized in 1997, as the outdoor courts of the University of Michigan's new tennis center were named in his honor. Also, a new addition to Detroit's Henry Ford Hospital (which bears the name of Mr. Ford's grandfather) opened in 1996 - The William Clay Ford Center for Athletic Medicine - which is one of the leading sports medicine treatment and research institutions in the country.

He is married to the former Martha Firestone of Akron, Ohio. They are the parents of three daughters—Martha, Sheila and Elizabeth—and a son, William Clay Ford, Jr., who serves as the Lions Vice Chairman, in addition to his role as Executive Chairman of Ford Motor Company.



WILLIAM CLAY FORD, JR.

VICE CHAIRMAN



William Clay Ford, Jr. has made a positive and lasting impact on the Detroit Lions since assuming his current post of vice chairman in February 1995. He remains focused not only on creating a winner in the present, but also on ensuring success well into the 21st century, both on and off the field.

Ford shares his father's commitment and devotion to the Lions and has a burning passion to win. He wants nothing less than for the Lions to become one of the premier franchises in the National Football League and knows that elite status includes delivering a championship to Lions fans.

"Our fans are incredibly passionate about our football team and the excitement surrounding the Lions is remarkable," Ford said. "We obviously hope that we continue to make strides on the field and ultimately provide our fans with a championship."

"The team has worked very hard to make it to this point, and I know that our players and coaches are determined to go far beyond what we accomplished last season."

"We have built our most talented roster that we've had in several years, and players like Matthew Stafford, Calvin Johnson and Ndamukong Suh are among the most outstanding players in the league," Ford continued. "Championship teams are led by these types of players, especially at the quarterback position, and I am looking forward to seeing them lead our team this year."

"With our ability to score points and attack opponents, we will be exciting to watch on both offense and defense. I also think the depth we have at several positions will be an asset for us throughout the long season."

"Coach Schwartz, Martin, Tom, our coaching staff and player personnel department have all worked together to put several key pieces in place. Jim has done a tremendous job developing this team, and it helps that we've maintained consistency with our coaching staff and schemes ever since he was hired."

"While we always looking to improve everything we do, I believe our team can deliver a very special season to our fans this year."

To see Ford's influence off the field, one has to look no further than Ford Field in downtown Detroit and the team's headquarters and practice facility in Allen Park. Both are considered among the best respectively in all of sports and were shaped by Ford's resolve for the Lions to be a leader in the NFL.

Ford's dedication and commitment to the fans were never more evident than when he spearheaded the team's stadium negotiations that led to the 1996 decision and announcement to build Ford Field. Due largely to his determination and perseverance, the Lions struck a deal with the City of Detroit and Wayne County that established the foundation for the Lions to return to downtown Detroit in 2002.

Ford's vision of a downtown stadium had perhaps its finest moment to date when it played host to Super Bowl XL in February 2006. It received extraordinary reviews by the international community.

In addition to developing new homes for the team to practice and play, Ford played a vital role in Detroit's bid for Super Bowl XL. Through his leadership, the Ford Family, the Lions and Ford Motor Company were integral in Detroit's impressive hosting of Super Bowl XL that exceeded expectations. Overall, there was a \$260 million economic impact generated by Super Bowl XL, including \$100 million in downtown improvements, \$10 million in emerging businesses—the most in Super Bowl history—and \$6 million in the NFL/Boys & Girls Club Youth Education Town—the largest in the country.

Though satisfied with progress made so far by the development of Ford Field, Ford continues to push for the stadium to become an even greater benefit to the organization as well as the community and its economic growth.

"Two moments this past year will forever stand out to me when I reflect on Ford Field and its impact on this team," Ford said. "On Monday Night against the Bears, the advantage we had with that crowd and how disruptive our fans were proved just how important our home field advantage truly is. It was an extraordinary sight. You not only could hear our fans, but you could literally feel the impact

of our fans.

"That game was quite special to our team, our family and the entire city. Detroit was the center of the sports world that evening and the Lions, Ford Field and the entire City of Detroit shined brightly for all to see."

"The second came in December when we clinched the playoffs and celebrated on our home field. I think it provided just a glimpse of what hopefully will be even bigger and exciting games for the Lions at Ford Field in the future."

"When you can match such a dynamic, fan-friendly environment with an exciting team and place the best fans in the world in that venue, much can be accomplished. It's that success that we are all working to achieve."

"Through its first 10 seasons, Ford Field has delivered numerous times beyond just Lions games as one of the world's premier sports and entertainment venues. We've always strived to offer the best fan experience to anyone who has ever attended an event at Ford Field. No indoor stadium has ever hosted football, basketball, hockey, soccer and the other large-scale events as has Ford Field."

"We want to continue making Ford Field the most difficult place to play in the NFL for our opponents and one of the world's best entertainment venues. By doing so, this will not only benefit this franchise, but it will continue operating as one of the key economic drivers to this region."

Since the decision was made to move to downtown Detroit, Ford also wanted to provide a world-class practice facility to complement the team's stadium project. The \$36 million Allen Park facility, which opened in April 2002, has universally been identified as one of the best facilities in the NFL. Its state-of-the-art football facilities, including an indoor practice facility with a regulation-size field, provide the ideal training center for NFL players and coaches.

In Ford's 17 years in his current role, he has helped the Lions take major steps forward on several fronts. Ford has strongly supported an active community outreach program which has been recognized as the best of any team in all of professional sports.

Through Ford's support, Detroit Lions Charities, which has awarded nearly \$6.2 million in total donations during its 22-year history, continues to serve Detroit and the State of Michigan. Featured among the Lions' philanthropic efforts is the collaborative effort with Detroit Public Schools and Communities in Schools of Detroit to open the Detroit Lions Academy. The school, which opens its doors for its 12th year this fall, offers an alternative school environment for approximately 125 sixth, seventh and eighth grade students.

Ford has been a significant supporter of the team's contribution in numerous other community programs, such as the sponsorship of the Think Detroit PAL youth football program—one of the nation's largest tackle football leagues. Over 3,200 kids from ages 8-14 participate in Think Detroit PAL Football each year.

Involvement in the community does not stop at the team's community outreach and charitable contributions, as Ford also emphasizes the importance in growing the game of football and the development of youth. The Detroit Lions Youth Football program is one of the most extensive youth sports programs operated by a professional sports team. From numerous youth camps held statewide to coaching clinics, the goal of the program is to impact children's lives on and off the field through the game. Ford believes it is valuable to grow youth's interest in football and assist in the development of youth coaches.

Under Ford's direction, the team has launched one of the most aggressive business operations in all of sports. Many elements to this are derived primarily from events held at Ford Field and the benefits generated from both Lions games and other ancillary events. Ford ensures that every aspect of the team's business operations ultimately focus on the impact they have on the Lions' ability to win.

Over the years, Ford's leadership has generated several key business initiatives. Allowing fans greater opportunities to attend Lions games has always been a priority for the Ford Family, and that includes offering several fan-friendly ticket options that enable a larger number of fans to experience the Lions and the NFL in-person.



In 2009, the team introduced comprehensive changes to the team's brand that includes a new, fierce-looking logo and other unique branding elements. That same year the organization revamped the Lions merchandise operations with a strong emphasis on improving customer service.

Another area where Ford emphasizes progressive growth includes the digital and social media, which allows the team, through various media to connect and communicate directly with its fans and to reach them on multiple platforms. Since Ford assumed his role with the club, the Lions became one of the first pro sports teams to launch its own website, Detroitlions.com.

The team also entered into a partnership with CBS Radio (formerly Infinity Broadcasting), a relationship it extended in 2009, for the Lions' radio broadcast rights and started production on weekly radio and television shows that air throughout the season.

Beyond football events that range from the NFL all the way down to youth football, Ford Field hosts some of the largest sporting and entertainment events in the nation.

Ford Field has hosted two of the biggest events in the history of college athletics. In 2009, Ford Field hosted the NCAA Men's Basketball Final Four, a first for downtown Detroit, which shattered tournament attendance records, provided the Metro Detroit area with a \$30-50 million economic boost over the weekend and provided a number of community outreach initiatives that will have a lasting impact on the city of Detroit. An example of that outreach was the newly created legacy program that established early learning and literacy centers in the Detroit community. Ford Field was the host site for the Midwest Regional Finals in March 2008, and the event also broke NCAA Regional and preliminary round attendance records with over 57,000 people attending each session.

In April 2010, the focus was again back on Ford Field as Detroit hosted the 2010 NCAA Men's Hockey Frozen Four. In doing so, Ford Field became the first venue in NCAA history to host the Final Four and the Frozen Four in back-to-back years. The Frozen Four at Ford Field generated record crowds and established a new hockey indoor world attendance record.

In past roles within the NFL structure, Ford has served on the NFL's Finance Committee and NFL Properties Committee.

Though football remains a passion for Ford, his father and his family, his top priority remains serving as Ford Motor Company's Executive Chairman. His current role is a professional and personal commitment, as he leads the company founded by his great-grandfather, American automotive pioneer Henry Ford. A member of the Board of Directors since 1988, he assumed the role of Chairman of the Board January 1, 1999. He also served as Chief Executive Officer from October 2001 through September 2006. Additionally, he serves as Chairman of the Board's Finance Committee and as a member of the Sustainability Committee.

Among his many outside leadership roles, he serves as a member of the Board of Trustees of The Henry Ford, Chairman of the Detroit Economic Club, a Member of the Board of Directors of the Business Leaders for Michigan and Chairman of the New Michigan Initiative Committee. He is also a member of the Board of Directors of eBay.

Born in Detroit in 1957, Ford is an avid fly fisherman and car enthusiast, enjoys playing hockey and tennis, and is a black belt in the martial art of Tae Kwon Do. In his spare time, Ford competes in pond hockey tournaments and his team has claimed the USA Hockey Pond Hockey National Championship in past years. He holds a bachelor of arts degree from Princeton University and a master of science degree in management as an Alfred P. Sloan fellow from Massachusetts Institute of Technology (MIT).

**TOM LEWAND****PRESIDENT**

Tom Lewand, who was named team president December 29, 2008, oversees the team's day-to-day operations and reports to Mr. Ford on all business, organizational and NFL matters. Now in his 18th season with the Detroit Lions, fourth as president, he guides the overall direction of the franchise.

Lewand's fundamental principle is to consistently present the Lions as a first-class organization with a clear sense of mission and direction.

Among his responsibilities, Lewand is the chief player contract negotiator and he oversees all day-to-day business operations of both the Detroit Lions and Ford Field entities. This includes the management of finance, football administration, player development, security, equipment operations, medical staff, ticketing, sales and marketing, public/media relations, broadcasting, digital media, human resources, Ford Field operations and administration, acquisition of events and the development of Ford Field's lease space in the stadium's progression as a multi-use facility.

An extremely talented, creative and aggressive businessman, Lewand has held a myriad of positions and responsibilities within the front office during his tenure with the Lions, most recently as executive vice president and chief operating officer.

On a League-wide level, Lewand is involved in several key business and labor issues. He serves on the Super Bowl Advisory Committee and the NFL Management Council's Club Executives Committee, and he was on the Committee on Revenue Sharing Qualifiers and Special Committee on League Economics. Lewand represents the organization for all League-level business matters.

Lewand's leadership positions every aspect of the Lions organization, including Ford Field operations, to significantly impact the Lions' drive for a Super Bowl title. For Lewand, everything from football transactions to Ford Field events influences the team's ability to compete and win.

Working alongside General Manager Martin Mayhew and Head Coach Jim Schwartz, Lewand is leading one of the NFL's most-improved teams.

In January 2009, Lewand and Mayhew completed an exhaustive and thorough search for a head coach that would lead the team on the field. They completed that process with the hiring of Schwartz, who brought to the organization impressive results as a defensive coordinator as well as experience in player personnel. Schwartz's philosophy on the game and how to build a successful team, along with his contributions to winning organizations and working under successful coaches, made him the right choice for the Lions' new head coach. The hiring of Schwartz has brought stability to the coaching staff and tremendous development on the field as the team continues to move in the right direction.

The results have steadily improved with the team increasing its win total by four wins in each of the past two years, in addition to claiming 10 wins last season and earning a spot in the playoffs for the first time since 1999.

During his tenure with the Lions, Lewand has negotiated player contracts totaling more than \$1.3 billion.

Since 2009, Lewand has completed three of the most extensive and complex contract negotiations by re-signing All-Pro WR Calvin Johnson to the highest contract by a receiver in League history and inking QB Matthew Stafford and DT Ndamukong Suh to their rookie contracts. Johnson was the biggest off-season move for the Lions this past year as Lewand negotiated a new eight-year contract that has him signed with the Lions through 2019. Stafford's contract occurred within just a few hours of the 2009 NFL Draft allowing the team to sign the first overall pick prior to the draft. Suh's contract was the largest by a drafted player who did not play quarterback in NFL history.

Johnson, Stafford and Suh represent three of the young, highly-talented core of players who will help continue to lead the Lions' progress on the field.

Lewand's additional contract highlights include: the Lions' last 20 first-round draft choices, RB Barry Sanders' last NFL contract, the contracts of several Pro Bowl players and recent key free agents.

BUILDING THE LIONS BRAND

On the business side, Lewand constantly evaluates and reviews opportunities to grow the team's operations in order for those to impact the team's ability to win on the field. Lewand desires to combine a championship team with unique fan engagement and experiences.

One key area of improvement the past two seasons has been the growth in season ticket holders and ticket sales. Combined, the Lions have sold out 15 of their last 16 home games. Last year, the Lions sold out all eight home games for the first time since 2007. In 2010, the team sold out seven of eight home games, which tallied the combined totals of sellouts in 2008 (3) and 2009 (4). The introduction of numerous fan-friendly and family-oriented ticket options has greatly improved attendance at all Lions games.

When the Lions defeated the Chicago Bears 24-13 during its first Monday Night Football appearance since 2001, the team claimed victory in front of a Ford Field record crowd (67,891) for a Lions home game. In fact, this past season the Lions registered the five largest crowds since the team moved into Ford Field in 2002. Overall, they topped the 500,000 mark for total attendance (509,940) for all eight home games for the first time since 2002.

In 2010, attendance to Lions games increased 14-percent. It was the largest increase by any NFC team, and Detroit was one of only two teams in the NFL to experience a double-digit increase in ticket sales.

Lewand not only wants the team to provide the best possible product on the field for the fans, but he also is determined to make the experience affordable and one of the most valuable investments for Lions fans. For season ticket holders, the team offers additional unique interactive opportunities, such as town hall meetings, conference calls, online chats, meet-and-greets with players and special training camp access among others to complement their purchase of season tickets.

Heading into the 2012 season, the Lions have the largest growth in season ticket holders among any club since 2009. A similar trend has also occurred with regard to the team's premium club seats, where the holders of those seats have increased as high as any team in the NFL.

The interest in the Lions has not only increased at the gate but in home viewership as well. Over the past two seasons, local television ratings (Detroit market) have increased 58-percent (27.5 rating in 2011 from 17.4 rating in 2009), the highest jump in local ratings among all NFL teams. In 2011, the Lions averaged a local household rating of 27.5—the highest for the team on record since 1998. Additionally, the Lions' 27.5 local household average rating represents a 15-percent increase from 2010, which was tied with Carolina and the New York Giants for the second-highest increase in the entire NFL.

A sampling of the Lions' television ratings includes the team generating its highest regular season single-game rating ever with a 36.4 household rating against Chicago on Monday Night Football. The Lions Thanksgiving Day game against Green Bay was the second-most watched TV program of the 2011 Fall season with 30.2 million viewers (30.5 local rating), and 31.8 million viewers (40.6 local rating) tuned into the Lions Wild Card game at New Orleans January 7, 2012.

The team appeared on national television three different times, including the NFL flexing its Week 13 game at New Orleans that gave the Lions their first-ever appearance on NBC's Sunday Night Football.

In 2012, the Lions are slated for five nationally televised games for just the fourth time since 1970. The Lions will have four prime time games this season for only the second time (1998) in the past 43 seasons.

In 2010, TV ratings for Detroit Lions games increased 37-percent, and the overall ratings for the season were the highest in five years. As the team ended the year on a high note with a four-game win streak, so did the TV ratings. The Lions' ratings (27.9) during their 20-13 win over Minnesota at home were the highest for the team in a Week 17 game since 1998.

Seeking opportunities to reach and communicate with more fans, Lewand emphasizes the importance of growing fan interaction through digital media. During the 2011 season (August-December),



Detroitlions.com attracted 4.7 million unique visitors during that five-month span, a 71.1 percent increase compared to the 2010 season (2.9 million). Despite the NFL's labor situation during the offseason, Detroitlions.com still generated a 36.0 percent increase in unique visitors in 2011 (6.2 million) over 2010 (4.6 million). There were more unique visitors for the final five months of 2011 than the entire 2010 calendar year.

In just two years, the number of unique visitors to Detroitlions.com during the regular season (September-December) has jumped 153-percent (3.9 million in 2011 and 1.6 million in 2009).

Extending the team's outreach to fans also occurs through various social media channels such as Twitter and Facebook, with over 900,000 fans currently engaged through those two social networks.

In 2009, Lewand completed two major initiatives that continue to help transform the Lions' business operations. The Lions unveiled a new comprehensive brand that launched changes to the team's logo and uniforms, a new team logotype and font and streamlined branding elements. The evolution of the Lions' brand is the most complete and all-encompassing modification in franchise history. The new brand now extends beyond the logo on the helmet and presents a consistent visual identity in new, versatile and distinctive ways.

Additionally that year, the team partnered with MainGate on a 10-year exclusive retail and merchandising agreement. The partnership focuses on providing greater service to Lions fans and consumers, including significant improvements to the organization's retail operations. Headlining the overhaul was the revamped team store at Ford Field, now known as "Lions Pro Shop," and the relaunch of the Lions' online store, Detroitlionsstore.com.

FORD FIELD PHENOMENON

Under Lewand's guidance and direction, Ford Field has become the crown jewel of downtown Detroit and serves as a cornerstone in the city's urban renewal and revitalization efforts. The facility opened to rave reviews in 2002, with the publisher of the Detroit Free Press stating that Ford Field "tells [Detroiters] who we are and suggests what we can be. Now it's up to the rest of us to create a downtown and a city that matches the vision Ford Field realizes."

Few venues, considering space, amenities and operations, have the flexibility to host and execute the variety of large-scale events as does Ford Field.

Lewand leads in the development of these events at Ford Field, including college football, MHSAA high school football, concerts, motorsports and various trade shows. Few venues in the U.S. host as many football events of all levels as does Ford Field, filling virtually every weekend in the Fall. In any given year, approximately 14 high school, college and NFL games are played at Ford Field from Thanksgiving Day through December.

For the past 10 years, Ford Field has been the home to the Little Caesars Bowl, and for the MAC Football Championship Game for the past eight years as well.

In 2010, Ford Field and the Lions hosted the New York Giants and Minnesota Vikings on a rescheduled Monday Night Game, December 13, a day after the Lions defeated the eventual Super Bowl Champion Green Bay Packers, 10-3, with just less than 20 hours to prepare for the relocated NFL game.

SUPER BOWL XL

Ford Field dazzled in 2006 when the city of Detroit hosted Super Bowl XL. Lewand served as the point person for the Lions and Ford Field on the Host Committee for Super Bowl XL, and he was among the key figures leading the city's hosting of the game and events surrounding Super Bowl XL, which was widely acclaimed as successful and critical to Detroit's future growth. Super Bowl XL injected a \$260 million economic boost to the Metro Detroit region.

OTHER SHINING MOMENTS

Behind Lewand's leadership, Ford Field once again stepped to the forefront in April 2009 as Detroit, for the first time, hosted the NCAA Men's Basketball Final Four. The championship culminated six years of planning, including Lewand representing the organization in a partnership with the NCAA to present the Final Four in a groundbreaking manner that has set the standard for all future sites.

The event featured a center-stadium configuration that utilized the entire stadium seating structure along with customized risers. Ford Field broke long-standing records, including: attendance for Final Four Friday (nearly 30,000), the National Semifinals (72,456) and National Championship game (72,992). Overall, a record 145,378 fans attended the Final Four. By hosting the Final Four, Ford Field was the centerpiece for a weekend that had an estimated \$30-50 million impact on the city of Detroit. Attendance records were not only set

inside Ford Field, but the ancillary events, such as Hoops City, set their own records as well. All of these events generated a tremendous opportunity for both residents and visitors to enjoy downtown Detroit over a five-day period.

Paced by Lewand's leadership, the organization followed up that tremendous accomplishment with the highly successful hosting of the 2010 Men's Hockey Frozen Four. Like the basketball championship, Ford Field allowed the NCAA to elevate one of its marquee events to even greater heights. For the first time, the 2010 Frozen Four was held in a large-stadium venue with the portable ice configuration set-up used in the NHL's annual Winter Classic. The championship garnered record crowds (34,954 for the National Semifinals and 37,592 for the National Championship) that not only set NCAA Frozen Four records but world indoor hockey records as well.

Ford Field became the first venue to host the Men's Final Four and the Men's Frozen Four in back-to-back years.

In April 2007 Ford Field hosted WWE's Wrestlemania 23 that set a new Ford Field all-events attendance record (80,103) and had a \$25 million impact on the Metro Detroit area.

In June 2011, Ford Field hosted the opening round of the 2011 CONCACAF Gold Cup with two soccer matches between Panama and Guadeloupe and the United States and Canada. The opening round match was the first soccer game played by the U.S. Men's National Team in the Metro Detroit area since the World Cup in 1994, and it drew the largest crowd for a U.S. match in the Gold Cup opening round since 2003.

A "LEADER AND BEST"

Lewand possesses a strong educational background, having received a Bachelor of Arts degree from the University of Michigan in 1991, and completing both his Juris Doctor at the University of Michigan Law School and his Master's degree in business administration from the University of Michigan Business School in 1996. Lewand aided the Michigan football program in various capacities on a volunteer basis while attending the school. He also worked for the Lions on a part-time basis while completing work on his graduate degrees.

In 1991, Lewand served as an environmental advisor for the Governor of Indiana, Evan Bayh. Following a year in that position, he entered graduate school at Michigan. He spent time working for the law firm of Dickinson Wright in Detroit, and the Chicago law firm of Kirkland and Ellis. In the summer of 1993, he worked in the Office of the White House Counsel for Presidential Personnel.

Lewand's family history is entrenched in the Detroit area community. His father, F. Thomas Lewand, works as an attorney and was both the Chief of Staff for former Governor James Blanchard and the Chairman of the Michigan Democratic Party. His late grandfather, Joseph B. Sullivan, was a judge in the Michigan Court of Appeals and was the deputy mayor of Detroit in the 1960s.

OFF THE FIELD

Lewand is active in the community, acting as Past Chairman of the Detroit Metro Convention and Visitors Bureau and serving on the Boards of Directors of the Detroit Zoological Society, the Downtown Detroit Partnership, the Detroit Economic Growth Corporation and the Parade Company.

In a collaborative effort to reduce and prevent youth sports concussions, Lewand represents the Lions and the organization's work with Michigan legislators, the NFL and various youth sports organizations to enact laws that would provide an increase in concussion education and awareness and a medical protocol for young athletes to return to action.

Lewand also is on the Corporate Advisory Board for the University of Michigan's Ross School of Business. Lewand was named as one of Crain's Detroit Business "40 Under 40" in 1998, which honored and recognized 40 top business people in the Detroit area under the age of 40. Lewand has also been recognized nationally twice, in 2003 and 2005, by the Sports Business Journal as one of the top "40 under 40" sports executives in the United States.

He and his wife, Suzanne, have four daughters: Cayleigh, Paige, Shannon and Erin.



MARTIN MAYHEW

EXECUTIVE VICE PRESIDENT OF FOOTBALL OPERATIONS AND GENERAL MANAGER



Since becoming the Lions Executive Vice President of Football Operations and General Manager, Martin Mayhew has orchestrated a dramatic transformation of the team which resulted in the Lions making its first playoff appearance last year after 12 seasons.

With 2012 marking Mayhew's fourth season as the team's executive football decision-maker, he continues to build the Lions' roster through a plan that focuses on developing a physically-tough football team with the multi-dimensional players that Head Coach Jim Schwartz covets. Mayhew adamantly believes that smart players with great football character should lead this franchise. Now in his 12th season with the Lions, Mayhew reports directly to Mr. Ford on all football matters.

The process of improving the Lions' success on the field began to take shape in January 2009 with the team's search for a new head coach. Along with President Tom Lewand, Mayhew searched for a coach who shared his philosophies and possessed the following characteristics: strong communication and leadership skills; a track record of success in the NFL; demonstrated ability to overcome adversity; the right mixture of youth and experience; and a coach with enthusiasm and energy for the challenge ahead.

The search concluded with the hiring of Schwartz, who served eight years (2001-08) as the Tennessee Titans defensive coordinator before coming to Detroit. Schwartz is unique because he had tremendous experience as a coordinator and position coach in the NFL, but he also previously worked in player personnel when he began his NFL career. These attributes appealed to Mayhew, and both have worked in concert on free agency and the draft.

Along with the coaching staff, Mayhew re-organized the team's player personnel department. From the start of the 2009 off-season, the team set out to add a personnel executive who was successful in overseeing both pro and college scouting in the NFL.

That was completed with the hiring of James "Shack" Harris, who now has worked 25 years in scouting, including the six seasons as Jacksonville's vice president of player personnel. Along with the hiring of Harris, the Lions' player personnel department, under Mayhew's direction, underwent a geographical realignment that improved the team's scouting operations.

In his role, Mayhew oversees the player personnel department, including college and pro scouting, and plays an integral role in the coordination of the team's salary cap objectives and negotiation of player contracts. Mayhew and Lewand collectively work on all team matters pertaining to the NFL Collective Bargaining Agreement and League policies and procedures.

In addition to his duties, the coordination of all football operations, managed day-to-day by Vice President of Football Operations Cedric Saunders, is under the direction of Mayhew. This includes team travel, training camp operations, security, medical staff, equipment operations, video department and cafeteria staff. Mayhew also works on many of the Lions' football-related legal matters.

In February 2001, Mayhew joined the Lions' front office as senior director of football administration/staff counsel. He was promoted to senior vice president of football administration/legal affairs on February 3, 2003, and on October 14, 2004, he was appointed senior vice president and assistant general manager.

ROSTER CONSTRUCTION

Along with free agency and the draft, Mayhew utilizes every resource, including trades and the league's waiver wire process, year-round to improve the team's roster from top to bottom.

Significant change to the team's roster over the past three seasons underscores Mayhew's 24/7 philosophy and approach to improving the team's roster. The 2011 opening day active roster included only 10 players (81 percent turnover) remaining with the club from 2008, including six starters.

In 2011, Mayhew's approach paid dividends when the Lions won 10 regular-season games for the first time since 1995 and also earned a playoff berth for the first time since 1999. Only twice in the team's previous 78 seasons had a Lions team won more than 10 regular-season games (11 in 1962 and 12 in 1991). Last season marked only

the sixth time the team won 10 games in the regular season.

Mayhew's roster overhaul during his first three seasons has now resulted in a more talented and stable roster.

This year, 21 of the 22 starters from last season return. Retaining quality veteran players, like WR Calvin Johnson and LB Stephen Tulloch, both of whom signed new long-term contracts this offseason, has become a greater priority.

Mayhew expects this consistency, along with his approach to never stop looking for upgraded talent, to pay even greater dividends in the near future.

MASTER OF TRADE

When Mayhew first assumed the role of interim general manager in October 2008, he immediately began evaluating and upgrading the roster. Since then, he has completed 22 trades for players and/or draft picks, including a total of 10 trades in 2010 and three draft-day trades in 2012.

Several veterans acquired by Mayhew via trade have contributed to the Lions as starters or improved the team's depth, including: DT Corey Williams, QB Shaun Hill, CB Chris Houston, DE Lawrence Jackson, G Rob Sims, TE Tony Scheffler and CB Alphonso Smith. Hill, Houston, Sims and Scheffler have all signed contract extensions with the club.

Two of Mayhew's trades generated additional first round draft picks in 2009 and 2010. It marked the first time in franchise history that the Lions have made two selections in the first round of the draft in back-to-back seasons. Those additional picks allowed the Lions to draft TE Brandon Pettigrew with the 20th pick in the 2009 NFL Draft and RB Jahvid Best with the 30th pick in the 2010 NFL Draft.

BUILDING THE CORE

Though Mayhew often says the draft is not the finish line, he understands that the best rosters in the NFL begin with shrewd drafting each and every year.

The team's 2009 and 2010 drafts under Mayhew's direction have generated highly productive classes, including eight players (2009: QB Matthew Stafford, Pettigrew, S Louis Delmas, LB DeAndre Levy and DT Sammie Hill; 2010: DT Ndamukong Suh, Best and S Amari Spivey) who form a nucleus of talented, young players that undoubtedly will lead this franchise for years to come.

While each of his personnel decisions will impact the team's performance, it may be Mayhew's very first draft choice as general manager that could have the greatest long-term impact. That selection, QB Matthew Stafford, had arguably the greatest single-season performance ever for a Lions quarterback in 2011.

Stafford, who was slowed by injuries his first two seasons, had one of the biggest breakout seasons ever last year when he set franchise passing records for yards (5,038) and touchdowns (41). He led the team to several comeback wins, including an NFL record three wins after trailing by 17+ points, four after trailing by 13+ points and two 20+ point comebacks in back-to-back-weeks. Stafford's passing numbers last year were among the best single-season totals in NFL history. His performance earned him the AP Comeback Player of the Year award. Despite the fact that he will be entering his fourth NFL season in 2012, Stafford does not turn 25-years-old until February 2013.

DT Ndamukong Suh and RB Jahvid Best highlighted Mayhew's 2010 Draft Class. Suh made an immediate mark on the NFL during his rookie season by being named AP Defensive Rookie of the Year, All-Pro and voted as a starter to the Pro Bowl. He set a Lions rookie record with 10 sacks and became the second rookie defensive tackle to register 10 sacks in the NFL since 1982. Best, though he battled through toe injuries throughout his rookie season, led the team in rushing, set a team rookie record for receptions and became the first rookie to score five touchdowns in their first two games since RB Billy Sims in 1980.

STRENGTHENING POSITIONS

Mayhew maximizes his resources in an effort to not only strengthen the team by improving individual talent, but by



strengthening each position unit from top to bottom. Instead of just featuring some standout players, this team now moves forward with deep, talented position groups.

On defense, the team's ability to disrupt opponent offenses starts upfront with the Lions defensive line. Over the past two years, it has led the Lions defense with its ability to attack. In 2010, it was the most-improved defensive line unit in all of the NFL, accounting for 39 of the team's 44 sacks. That season, it registered 23.5 more sacks than in 2009 and line play was a big factor in the defensive unit allowing 46.9 yards less per game (highest improvement in NFL) and 125 less points (highest improvement in NFL). In 2011, the defensive linemen garnered 35 of the team's 41 sacks, and its pressure helped the team tie for the third-most takeaways (34) and record the most defensive return touchdowns (7) in the NFL.

Mayhew bolstered that unit over the past two years by combining DE Kyle Vanden Bosch (unrestricted free agent), DT Corey Williams (trade), DT Ndamukong Suh (second overall draft pick and 2010 AP Defensive Rookie of the Year) and DE Cliff Avril to form the starting unit. Vanden Bosch not only provides a tenacious motor on the outside, but he also provides veteran leadership on and off the field that helps guide this team. The team's deep defensive line also features productive players who significantly contribute in the team's rotation, including DE Lawrence Jackson (a former first round pick from Seattle acquired via trade), third-year DE Willie Young (a 2010 seventh-round pick), DT Sammie Hill, DT Nick Fairley (winner of the 2010 Lombardi Award, a consensus All-American and AP SEC Defensive Player of the Year) and veteran DT Andre Fluellen.

At linebacker, the team returns all three starters (Tulloch, LB Deandre Levy and LB Justin Durant) for the first time since 2007, and Mayhew has used the draft over the last two years, with the additions of LB Doug Hogue in 2010 and LB Tahir Whitehead and LB Travis Lewis in 2011, to bolster the position's depth. Tulloch had career highs in sacks, interceptions and fumble recoveries in his first season with Detroit. The importance of resigning Tulloch to a long-term deal was not understated by Mayhew as he referred to him as the quarterback on defense. Tulloch's knowledge of the schemes and ability to attack from the linebacker spot gives the team an anchor in the middle.

In the secondary, the Lions return three players who started (S Louis Delmas, S Amari Spivey, CB Chris Houston) in 2011, along with veteran S Erik Coleman, who missed all of last year due to injury. To add depth, Mayhew signed free agents CB Jacob Lacey and S Sean Jones and selected three cornerbacks, Dwight Bentley, Chris Greenwood and Jonte Green, in the 2012 NFL Draft.

Offensively, wide receiver and tight end have become positions of strength to complement Stafford at quarterback.

Leading the receivers is Johnson, who combines unparalleled athletic ability and size with an outstanding work ethic that has resulted in him now being considered among the very best players in the game.

In 2011, he earned his second-straight Pro Bowl nod and was named All-Pro. He set a team record with 16 touchdown catches, and he accumulated the second-most receiving yards (1,681) in team history when he led the NFL in that category. Including the playoff game, Johnson registered over 200 receiving yards in three of the team's final four games. With the long-term extension completed, Johnson will remain a critical component as the team pushes to greater heights. This past offseason his ranking as the third best player in the NFL in an NFL Network poll of current players was the highest for any non-quarterback.

While Johnson leads the receiver group, veteran WR Nate Burleson and second-year WR Titus Young accompany him to give the Lions inside and outside receiving threats. Burleson set a career-high with 73 receptions last year, and his veteran leadership continues to positively impact the team in many ways. Young offers another deep threat on the outside, and the Lions added to that unit in the draft by selecting WR Ryan Broyles, who set the NCAA all-time career record for receptions at Oklahoma.

Few teams feature a group of talented tight ends who offer multiple dimensions as do the Lions. Fourth-year TE Brandon Pettigrew rewrote the record books for Lions tight ends each of the past two seasons, and TE Tony Scheffler presents matchup challenges for opponents with his size, speed and ability to flex out wide. In 2011, Pettigrew and Scheffler combined for 11 touchdown passes. Veteran TE Will Heller adds power and the ability to flex in the backfield as a fullback.

Upfront, the Lions have featured the most consistent lineup on offensive line for the team since the early 1980s. Returning starters LT Jeff Backus, LG Rob Sims, C Dominic Raiola, RG Stephen Peterman and RT Gosder Cherilus became the Lions' first offensive line to start

the same five players to begin the 2011 season since the team did so from 1980-82. Backus became the Lions all-time leader in consecutive starts last year by ending the season with 176. This consistency helped the Lions finish in the Top-10 in fewest sacks yielded per pass play.

As Mayhew seeks to upgrade talent, he added 2012 first-round pick T Riley Reiff to compete for a starting spot and to provide another building block on the line for the future.

The running back position should give the Lions another threat on offense as Best, second-year RB Mikel Leshoure and RB Kevin Smith return healthy in 2012.

On special teams, the Lions once again feature one of the NFL all-time great kickers in Jason Hanson, whose 126 points in 2011 were the fourth-most in team history. In his 20th NFL season last year, Hanson connected on five 50-yard field goals, became the first player to hit 50 career 50-yard field goals and set an NFL record for most games played with one team.

The team's special teams units are led by John Wendling, a Pro Bowl alternate. He once again was among the League leaders in special team's tackles.

LEGAL BACKGROUND

Throughout his journey leading up to his current post, Mayhew has always kept an eye toward the future, as evidenced by his strategic exposure to several jobs and internships while earning his law degree from Georgetown's Law Center (2000). He is one of two Lions' front office executives with law degrees.

During the 1999 NFL season, while attending law school, Mayhew served a nine-month internship in the Washington Redskins' pro personnel department, which exposed him to the responsibilities of an NFL scouting department. While with the Redskins, he scouted NFL players and late NFL cuts and worked the waiver wire and also assisted in the evaluation of college players for the 2000 NFL Draft. Mayhew also had two separate internship stints with the NFL in both the labor operations and legal departments.

In labor operations, Mayhew worked closely with NFL executives on issues involving player contracts and the salary cap. With the legal department, Mayhew assisted the NFL's in-house labor counsel by researching legal issues, digesting cases in preparation for arbitration hearings and drafting legal memoranda related to player injury and non-injury grievances. He also was exposed to corporate law while working for Akin, Gump, Strauss, Hauer and Feld, L.L.P. in Washington D.C., one of the NFL's primary firms used as outside counsel. At Akin Gump, Strauss, Hauer and Feld, he researched legal issues, wrote legal documents and assisted firm associates and partners in preparation for litigation.

PRO CAREER

Mayhew played nine years in the NFL as a cornerback for Buffalo (1988), Washington (1989-92) and Tampa Bay (1993-96). He was the Bills' 10th-round selection in the 1988 NFL draft and was a starter on the Redskins' Super Bowl XXVI championship team.

SEMINOLE STANDOUT

He entered the League after graduating from Florida State with a bachelor of science degree in business management. While at FSU, he was a National Merit and Achievement Scholar and earned GTE CoSida Academic All-America honors. He was also a two-sport athlete, lettering on both the Seminoles' football and track teams. Between graduation and the draft, Mayhew was a corporate trainee at First Union National Bank in Charlotte, N.C.

OFF THE FIELD

Throughout his professional career, Mayhew has contributed to several community endeavors both as a player and as an executive. In 1993, while playing for Tampa Bay, Mayhew was given the Chelo Huerta Community Service Award, and the following year he was a nominee for the True Value Hardware Man of the Year. From 1995-96, Mayhew was the Bucs' United Way Spokesperson. Mayhew is a member of the Florida Bar and the Sports Lawyers Association. Additionally, Mayhew is a member of the Board of Trustees for the Henry Ford Museum and Greenfield Village.

For the past four years, he has hosted the Martin Mayhew Youth Football Coaching Academy for approximately 100 coaches from Think Detroit PAL. The purpose of the camp is to provide additional teaching and training tools for coaches so they can continue having a positive and long-lasting impact on the young lives they touch through youth football.

Mayhew and his wife, Sabrina, have a daughter, Sierra, and two sons, Ryan and Justin.



JIM SCHWARTZ

HEAD COACH

Year with Lions: 4
Years as NFL head Coach: 4
Years in NFL: 19



On January 16, 2009, the day he was named the Detroit Lions new head coach, Jim Schwartz immediately began implementing a methodical approach to his job—one he has maintained ever since.

"When you talk about changing culture, when you talk about improving the team, my mantra has always been and is always going to be a day-to-day approach," said Schwartz. "Let's get better today. Let's not worry about what's going to happen next week or a month from now. Let's worry about today. If you take care of today and get better every day, I believe you will achieve your ultimate goals."

From player development, to coaching schemes and ultimately to performance on the field, Schwartz's day-to-day process, executed with consistency and determination, has impacted every aspect of this football team. As a result, few teams in the NFL have improved as much as the Lions have over the past three seasons.

In Schwartz's third year, he led the Lions to 10 regular-season wins for the first time since 1995 and clinched a playoff spot for the first time since 1999. He became the eighth coach in the franchise's 78-year history to lead Detroit to the playoffs. Since 1962, only the 1991 squad won more (12) regular-season games than last year's Lions.

Supporting Schwartz's methodical approach is the fact the Lions have improved their record in each of Schwartz's three seasons, including four-win improvements in each of the past two seasons.

In fact, Schwartz last season became the first Lions head coach since Buddy Parker (1951-53) to improve the team's record in each of his first three seasons as head coach.

Schwartz, 46, provides a unique blend of coaching and player personnel experience to the Lions head coaching position. Having spent the past 19 seasons in the NFL—16 years as a coach and three in player personnel—Schwartz worked his way up from an entry-level football operations position with the Cleveland Browns in 1993 to being named the Lions Head Coach on January 16, 2009.

He began his NFL coaching career as a defensive assistant and quality control coach, progressed to position coach and then succeeded as a defensive coordinator for nearly a decade despite the constant nature of change in today's NFL.

Schwartz, now in his fourth season as the Lions head coach, is transforming the team by seeking talent based on what he commonly refers to as "multi-dimensional" players. He firmly believes the team's ability to adapt in all three phases and to tailor personnel to particular game strategies produces success.

CONSISTENT COACHING

Critical in the progress made thus far is Schwartz's insistence on building stability and consistency, and that starts with his coaching staff. This consistency impacts the team development and growth due to the player's extensive knowledge and familiarity of the schemes.

The 2012 season will mark the first time since 2000 the Lions will enter a season for the fourth-straight year with the same head coach along with defensive and offensive coordinators. Additionally, it is the third-straight season, a first since 2000, the Lions are led by the same head coach as well as defensive, offensive and special teams coordinators.

This consistency is nearly unparalleled in the NFL. The Lions will enter the 2012 season as the only team in the NFL led by the same head coach, defensive coordinator and offensive coordinator for the fourth-straight season. They are one of only three teams (New York Giants and Washington Redskins) that will enter the year with the same head coach and all three coordinators for the third-straight year.

Schwartz understands the importance of his coordinators. Following his hiring in 2009, Schwartz targeted two highly-regarded former head coaches, Gunther Cunningham (assistant head coach/defensive coordinator) and Scott Linehan (offensive coordinator) to assist him in Detroit. Combined, Cunningham and Linehan have 26 years of experience in the NFL as a coordinator or head coach. Since Schwartz added them to his coaching staff, each has implemented philosophies and schemes that not only fit Schwartz's insistence on adapting to personnel and strategies, but they also have provided sound player development. In 2010, Schwartz also added Danny Crossman, who previously spent five seasons as special team coach

for the Carolina Panthers, to the staff to lead the Lions' special teams units.

A COMEBACK SEASON

In many ways, 2011 was "the comeback season" as Schwartz and the Lions repeatedly won games in which they overcame huge deficits, some in historic fashion. Among the Lions' 10 wins, three were 17+ point comebacks, marking the first time in NFL history a team won three games after trailing by such a large margin.

Schwartz's team was also the first in NFL history with four 13+ point comeback wins. In Weeks 3 and 4, the Lions defeated the Minnesota Vikings 26-23 in overtime and the Dallas Cowboys 34-30 to become the first team in history with consecutive 20+ point comeback wins. At Dallas, the 20+ point come-from-behind win tied an NFL record for the largest comeback by a road team.

In fact, the two 20-point comebacks are two of the four biggest regular season comeback wins in team history.

The comeback wins were capped off in Week 15 when the Lions improved their playoff hopes by completing a comeback at Oakland after trailing 27-14 with 7:47 left to play in the fourth quarter.

While the comebacks provided the drama, the highlight of the season undoubtedly was the Lions return to the playoffs for the first time since 1999.

The 2011 Lions also produced some of the largest individual game and season point totals in team history.

For only the second time in team history and first since 1952, the Lions scored at least 45 points in three different games. In Week 2, the 48-3 win over Kansas City was the largest margin of victory in team history. The team's 45 points in a Week 8 win at Denver tied for the most scored by a Lions team on the road in franchise history. With a 49-point outing that produced a victory over the Carolina Panthers in Week 11, the Lions scored seven offensive touchdowns in a game for only the second time in team history.

Though 2011 may be remembered for the comebacks, Schwartz's Lions also started the season with five consecutive wins, marking the team's first 5-0 start since 1956 and only the third 5-0 start in franchise history (also in 1934).

The five wins to start 2011 combined with four wins to end 2010 gave the Lions a nine-game regular-season win streak, the longest by the team since 1953-54.

In the record books, Schwartz's team set a franchise record for points scored (474), total touchdowns (57), total yards (6,337) and net passing yards (4,914). The seven fumble and interceptions return touchdowns scored tied a franchise record set back in 1937.

Under Schwartz's guidance, no player represented the comeback more in 2011 than QB Matthew Stafford, who became the first Lions player named the AP Comeback Player of the Year. Injuries forced him off the field for most of 2010, but Stafford completed the most-historic passing year in team history and one of the finer ones in NFL history. He set team records in completions (421), completion percentage (63.5), passing yards (5,038), touchdowns (41), passer rating (97.2), attempts (663) and 300-yard passing games (8). Among all-time NFL leaders, his 2011 totals are third in attempts, fifth in completions, fifth in passing yards and tied for seventh in passing touchdowns.

Last year, WR Calvin Johnson was named All-Pro, and was selected as a starter in the Pro Bowl for the second consecutive year. Johnson set a new franchise record with 16 receiving touchdowns and had the second-most receiving yards (1,681) in team history. Johnson caught two touchdowns in each of the first four games and became the first player in NFL history to accomplish that feat.

Offensive records were also set by third-year TE Brandon Pettigrew who set team single-season records by a tight end in receptions (83) and receiving yards (777).

The team's defense continued to improve and become the aggressive defense Schwartz envisions. The unit finished third in the NFL in takeaways (34), first in fumble and interception return touchdowns (7), fourth in forced fumbles (17), third in opponent fumble recoveries (13) and fifth in interceptions (21). The Lions five interception return touchdowns were also a League-high in 2011.



A key to Schwartz's defensive approach is limiting opportunities, especially on third down. The Lions finished third in the NFL in third down defense (32.7 pct.) and first in defensive efficiency on third- and fourth-and-1 plays (11-of-29, 37.9 pct.).

The defensive line continued to prove its prowess as one of the best in the NFL. Among defensive lines, the Lions' 35 sacks ranked fourth in the NFL. DE Cliff Avril led the team with 11 sacks and became just the sixth player since 1982 to register 10+ sacks, while also returning both a fumble and an interception for touchdowns. His seven forced fumbles tied for the League lead in that category.

Combined, the Lions ranked fourth in the NFL with a +11 turnover margin (34 takeaways, 23 giveaways).

Like every other step, 2011 was important for the Lions. However, Schwartz continues to focus on getting better day-by-day.

"It was an important year for us," said Schwartz. "But I wouldn't necessarily classify it as a good year. Our expectations are high. It was important getting to the playoffs, something that hadn't been done for a long time. That was an important step."

"Going to the playoffs is a big step but that is obviously not our end game or something that is the last thing we want to accomplish."

SECOND-SEASON IMPROVEMENT

In 2010, Schwartz led one of the most-improved teams in the NFL. The Lions finished the season as the only NFC team, and one of four in the NFL, to end the season on a four-game winning streak. Included in those four wins was a 7-3 victory over the Super Bowl Champions Green Bay Packers. That four-game win streak was the first for the Lions since 1999 and it marked the eighth time in team history the team ended with at least four-straight wins, with the last occurring in 1995.

Detroit joined the New York Giants, San Diego Chargers and Tampa Bay Buccaneers as the only teams in the NFL to improve in all three key offensive and defensive League rankings (total, rushing and passing) compared to 2009.

On offense, the Lions scored 100 more points (third-most improved scoring offense), gained 639 more yards (fourth-most improved offense) and passed for 642 more yards (fifth-most improved) in 2010 than they did in 2009.

As the team progressed in total offense, so did its efficiency in the Red Zone. The Lions were second in the NFL in Red Zone Efficiency converting 29 touchdowns in 45 trips (64.4 percent). With 12 more touchdowns than the previous year, Detroit's offense was the third-most improved unit in Red Zone touchdowns, and they scored the third-highest improvement with 82 more points in the Red Zone.

Injuries at quarterback forced the team to start Stafford, Shaun Hill and Drew Stanton in at least three games each in 2010. The team's passers combined for third in the NFL in completions (383) and attempts (633), 12th in gross passing (4,001) and tied for 11th in touchdowns (26). For the first time in team history, three quarterbacks each registered 20-or-more attempts and a passer rating of 90.0 each in two games during the same season. Each quarterback attempted 90 passes on the season and the team combined for a passer rating of 82.0, marking the first time since the 1993 Miami Dolphins that a team had three quarterbacks each attempt 90 passes in a season and finish with an 80.0 passer rating. The quarterback unit also produced 26 touchdown passes and 16 interceptions for a +10 difference, and Detroit became the first team since Philadelphia in 1993 to start three quarterbacks in a season and compile a +10 TD to interception ratio.

Besides the quarterback play, production and improvement was across the board on offense. Johnson was second in the NFL with 12 receiving touchdowns and ninth in receiving yards (1,120). The offensive line allowed only 27 sacks (tied for sixth-lowest in NFL) as the team threw the third-most pass attempts in the League. Their sacks-per-pass ratio (4.09) was the fifth lowest and the third-lowest allowed by a Lions squad since 1960. In just his second season, Brandon Pettigrew set team single-season records for Lions' tight ends with 71 receptions and 722 receiving yards. Pettigrew also finished third among NFL tight ends in receptions. Pettigrew and TE Tony Scheffler combined for the second-most catches (116) among NFL tight end duos. In the backfield, rookie RB Jahvid Best set a team rookie record with 58 receptions, led the team in rushing and became the first NFL rookie to score five touchdowns in their first two games since Lions RB Billy Sims in 1980.

Defensively, the Lions featured the most-improved unit in all of the NFL—the defensive line. The rebuilt unit featured starters DE Kyle Vanden Bosch (unrestricted free agent acquisition), DE Cliff Avril, DT Corey Williams (acquired by trade), and rookie DT Ndamukong Suh (selected second overall in 2010 NFL Draft). Suh earned Defensive Rookie of the Year and All-Pro honors, and he was viewed a starter in the Pro Bowl as a rookie. Though opponents threw the ball less

against the Lions than they did in 2009, the Lions picked up 18 more sacks, which accounts for a 3.28 percent increase from the previous season for the ratio of sacks per pass plays.

Of the Lions' 44 sacks, 39 were attributed to the defensive line, 23.5 more than the Lions defensive line accounted in 2009—the most improvement among any defensive line unit in the NFL. The line was also the most-improved unit in the League in regard to sack yardage and the group was responsible for 179 more yards of sack yardage.

On his way to capturing numerous post-season accolades, Suh dominated during his rookie season when he led all rookie and all defensive tackles with 10 sacks, and led all defensive tackles with 66 tackles. He also tackled on an interception and returned a fumble for a touchdown. He set the Lions' rookie sack record and became only the second rookie defensive tackle in the NFL to record 10 sacks since the sacks became an official stat in 1982.

The team's defense improved overall as a unit as well. In defending the pass, the defense was the most-improved unit in the NFL allowing 751 fewer yards (46.9 yards per game) than in 2009. It was also the NFL's most-improved unit in points allowed giving up 125 points less (7.8 points per game) than the year before. In total yards allowed, it was the fourth-most improved defense yielding 777 yards less than in 2009.

Among the team's defensive highlights in 2010 occurred during the team's four home victories. In those four wins, the defense allowed a total of two touchdowns, and it did not yield a touchdown in wins vs. St. Louis (10/10), Green Bay (12/12) and Minnesota (1/2).

The improvement was not only produced on offense and defense, but there was significant progress on the team's special teams units in virtually every aspect. KR Stefan Logan, who earned Pro Bowl alternate honors, was one of those catalysts as the team's kick returner. Detroit had the League's third-best improvement on kickoff returns, gaining 3.5 yards per return more in 2010. Logan finished second in the NFL in total kick return yards (1,810) and was the only player to finish in the Top-5 in both kickoff return average (26.8) and punt return average (12.1). Logan tied a franchise record with a 105-yard kickoff return in the team's win over St. Louis (10/10).

With respect to the cover units, the Lions were much improved in that area as well. The team's kickoff return unit allowed 2.7 yards less per kickoff return last year (fourth-best improvement). S John Wendling, who was also named an alternate to the Pro Bowl as a special teamer, led the entire NFL with 24 special teams tackles.

Schwartz's kicking units also persevered in the second half of the season as the team continued to produce despite missing K Jason Hanson for the most extended time in his 19-year career. Dave Rayner stepped in for Hanson and nailed 13-of-16 field goals (81.3 pct.) in the team's final eight games, including his final seven attempts. Rayner was critical to the Lions' win at Tampa Bay in December as he became the first kicker in team history to hit a field goal on the final play of regulation and then win the game in overtime on a game-winning kick. During the team's four-game win-streak, Rayner was 6-of-7 on attempts, with his only miss coming on a 55-yard attempt.

Additionally, the across-the-board improvement was shown in the team's ability to secure the football and generate turnovers. In 2010, Detroit registered 29 takeaways and 25 giveaways for a +4 turnover margin and had a difference of +22 in turnover margin when comparing the past two seasons—the biggest improvement in the NFL.

The Lions were the most improved team in terms of giveaways as well, as they gave the ball away 16 fewer times than they did in 2009. Among those giveaways, 16 occurred via interception, an improvement of 16 picks less compared to 2009 (32). They were the second-most improved club in terms of throwing interceptions and one of only two teams to throw at least 10 interceptions less than the year before. They accomplished that while starting three different quarterbacks.

While the Detroit Lions made the 2010 season notable for the franchise's overall improvement, Schwartz underscored that the most important element is winning more games. "Nothing is going to detract or take us away from where we're going as a team," Schwartz remarked just prior to the team's four-game winning streak last season. "This team has great things ahead of it. There is no question in any one of our minds that this team has great things ahead."

TITAN TOUCH

Before his tenure in Detroit began in 2009, Schwartz spent 10 seasons with the Tennessee Titans, including eight (2001-08) as defensive coordinator. While with the Titans, he worked under Head Coach Jeff Fisher, one of the most successful coaches in the NFL for 16 seasons. In 2008, Schwartz's defense guided the Titans to an NFL-best 13-3 record and an AFC South title. The Titans' defense finished in the top 10 in several key defensive categories, including: defensive points allowed (third, 14.2), total yards allowed (seventh, 293.6),



EXECUTIVES & COACHING

Detroitlions.com
Media.Detroitlions.com

rushing yards allowed (sixth, 93.9), passing yards allowed (second, 161.0), third down percentage allowed (6th, 35.0) and sacks (fifth, 44).

Tennessee's defense was one of only six teams to finish among the top 10 in the league in both rushing yards and passing yards allowed.

As the Titans' defensive coordinator, Schwartz's defensive unit held firm in two major categories that factored significantly in the team's overall success: rushing defense and third down conversion. From 2001-08, Tennessee ranked fifth in rushing yards allowed per game (103.5) and sixth in third-down conversion (36.1). The Titans allowed just nine 100-yard rushers in 64 home games.

During his tenure as defensive coordinator, the Titans claimed two AFC South titles (2002 and 2008), earned two other AFC Wild Card spots (2003 and 2007), and in four seasons finished with 10 or more wins, including 2002 (11-5), 2003 (12-4), 2007 (10-6) and 2008 (13-3).

In Schwartz's last two seasons (2007-08) in Tennessee, the Titans claimed 23 wins - one of only three teams (New England and Indianapolis - with 23-or-more wins, and their winning percentage of .719 (23-9) was the third-best in the NFL. From 2006-08, their record was 31-17 (.646) - tied for the fourth-best record in the league.

The Titans' 2007 defense helped rejuvenate the team and led the team's return to the playoffs. Among the NFL's rankings, Schwartz's defensive unit completed the season among the league best in the following categories: total yards allowed (fifth, 291.6), rushing yards allowed (fifth, 92.4), passing yards allowed (tenth 192.2), defensive points allowed (17.3, seventh), first down yards per play allowed (4.34, first), sacks (40, seventh) and takeaways (34, sixth).

The Titans limited three teams in 2007 under 200 total offensive yards, and All-Pro RB LaDainian Tomlinson was held to the lowest rushing total of his career (42) with 20 or more carries in the Titans' playoff game at San Diego.

Schwartz managed a defense that, much like the rest of Tennessee's team, was in transition during the 2005 and 2006 seasons. That unit replaced seven regular starters from the 2004 squad with new and, often younger, talent. Schwartz's defense held their own throughout the process, and one example of that was when Tennessee held the Super Bowl Champion Indianapolis Colts high-powered offense in 2006 to a combined 31 points in both games, the lowest tally allowed by a Colts division opponent in the history of the AFC South.

In 2005, the Titans' defense was one of the youngest defenses in the NFL with their average years of experience being only 3.5 years. That defense included two starting rookie cornerbacks for only the second time in the team's 46-year history, and the unit ranked eighth in third down percentage allowed (35.5), ninth in sacks (41) and second in three-and-out drives (31.3 pct.).

For just the second time in franchise history, and first since 1993, Schwartz put together a defense that finished first in the NFL in rushing defense. Finishing in the top 10 in rush defense extended the team's streak of nine consecutive seasons ranked in the top 10. That nine-year streak was also the longest streak in the league at the time.

As remarkable as it was for the Titans' defense to finish first in rushing yards allowed, it was even more remarkable of a feat considering the talented rushers they faced nearly week-in and week-out. That year, the Titans faced eight (total of 10 games) of the NFL's top 13 rushers who combined for 12,018 yards on the season. The Titans' defense dominated the league's leading rusher, Ravens RB Jamal Lewis who rushed for over 2,000 yards that season, in the AFC Wild Card game as the team held Lewis to just 35 yards. It was Lewis' second-lowest career single-game rushing tally as a starter in the NFL through that year.

Combined with the stellar rushing defense was the team's strong effort on third down, once again proving a common theme of Schwartz's defense, as the Titans led the NFL by allowing an opponent conversion percentage of 27.7. It was the lowest in franchise history and the lowest in the NFL since 1998 (Oakland Raiders, 26.3).

The Titans defense also ranked fourth in the AFC in red-zone defense (43.9 pct.), fifth in the AFC in takeaways (34) and it recorded the most interceptions (21) by a Titans defense since 1995.

In just his second-year as the Titans defensive coordinator, Schwartz's defense finished in the top 10 as they persevered through a season which they lost All-Pro DE Jevon Kearse to injury and added six new defensive starters. In 2002, the Tennessee defense finished fifth overall in defensive points allowed (282).

Prior to his eight seasons as the Titans' defensive coordinator, Schwartz was the Titans' linebackers coach, where he also coordinated the team's third down package in 2000. That year, the Titans led the NFL in opponent third down efficiency by allowing a league-low 30.8 percent. He also was instrumental in the integration of newly-acquired linebacker Randall Godfrey into the Titans' defensive scheme, as he set career highs in tackles (169) and interceptions (2).

Schwartz originally joined the Titans in 1999 as defensive assistant/quality control. That season, the team claimed the AFC Championship and earned a berth in Super Bowl XXXIV.

PRO FOOTBALL OLOGY

Schwartz's first job in the NFL was with Cleveland Browns from 1993-95, where he worked in the Browns player personnel department, serving as both a college and pro scout. During his time with the Browns, he also assisted Head Coach Bill Belichick and the coaching staff with film breakdown and scouting reports.

After the Browns moved to Baltimore following the 1995 season, Schwartz made the transition from player personnel to coaching, spending three years (1996-98) as a defensive assistant/quality control coach and also coaching the outside linebackers.

COACHING IN THE COLLEGE RANKS

In addition to his pro coaching and scouting experience, Schwartz worked on the college level for four years before moving on to the NFL. He began his coaching career as a graduate assistant coach at the University of Maryland, tutoring the Terrapins' linebackers from 1989-90 and then served as graduate assistant at the University of Minnesota (1990-91). He became a position coach in the secondary at North Carolina Central (1991-92) before moving to Colgate (1992) as linebackers coach.

COLLEGIAN ON GRIDIRON

The Baltimore, Md., native was a four-year letter winner as a linebacker at Georgetown University, where he earned a degree in economics. He received Distinguished Economics Graduate honors at Georgetown, and in 1989 he earned numerous honors that include Division III CoSIDA/GTE Academic All-America, All-America and team captain.

OFF THE FIELD

In the community, Schwartz supports the Juvenile Diabetes Research Foundation International and stresses the importance of giving back through entities like Detroit Lions Charities. For the past four years, Schwartz served as chairman of the Detroit Lions Invitational Golf Tournament, and he was the co-chairman for the past two Lions Celebrity Bocce Ball Tournaments. In June 2012, Schwartz and the Lions launched the team's first-ever Detroit Lions/Kevin VanDam Charity Fishing Tournament presented by Bass Pro Shops that support both Detroit Lions Charities and Kevin VanDam Charities.

Schwartz and his wife, Kathy, have twins Christian and Allison along with a younger daughter Maria.

SCHWARTZ'S HEAD COACHING RECORD

REGULAR SEASON

Year	Team	G	W	L	T	Pct	Result
2009	Detroit Lions	16	2	14	0	.125	4th NFC North
2010	Detroit Lions	16	6	10	0	.375	3rd NFC North
2011	Detroit Lions	16	10	6	0	.625	2nd NFC North
Totals		48	18	26	0	.375	

POSTSEASON


Year	Team	G	W	L	T	Pct	Playoff Berth
2011	Detroit Lions	1	0	1	0	.000	NFC Wild Card
Totals		1	0	1	0	.000	

OVERALL

	G	W	L	T	Pct
Regular Season	48	18	26	0	.375
Postseason	1	0	1	0	.000
Totals	49	18	27	0	.367

SCHWARTZ'S COACHING BACKGROUND

Detroit Lions	2009-
Head Coach	2009-
Tennessee Titans	1999-2008
Defensive Coordinator	2001-08
Linebackers Coach/Third Down Package	2000
Defensive Assistant	1999
Baltimore Ravens	1996-98
Defensive Assistant	1996-98
Cleveland Browns	1993-95
College/Pro Scout	1993-95
Colgate University	1992
Linebackers	1992
North Carolina Central	1991
Secondary	1991
Minnesota	1990
Graduate Assistant	1990
Maryland	1989
Graduate Assistant	1989



GUNTHER CUNNINGHAM

ASSISTANT HEAD COACH/ DEFENSIVE COORDINATOR

**Year with Lions: 4
Years in NFL: 31**



Cunningham is a 43-year coaching veteran on the college and pro levels, including the past 30 seasons in the NFL. He has been a defensive coordinator in the league for 13 seasons and a head coach (Kansas City, 1999-2000) for two. Cunningham has also worked with linebackers and defensive linemen for 16 of his seasons in the pros. As a coach in the NFL, Cunningham has earned the respect of both his peers and players for his intense and straightforward approach to coaching. He is known as a strong motivator who emphasizes the importance of an aggressive and hard-hitting defense. Additionally, Cunningham also brings the elements of being a talented defensive teacher and tactician.

LIONS COACHING HIGHLIGHTS:

The 2011 edition of the Detroit Lions defense excelled in two key areas: third down efficiency and takeaways.

- Detroit ranked at the top of the NFL in third-down efficiency. The Lions allowed 67 third-down conversions, which was tied for the fewest in the League (New Orleans), and held opponents to a third-down conversion percentage of 32.7 which was the third-best in the NFL.
- The Lions' 34 takeaways were tied for third in the NFL in 2011.
- They were fifth in the NFL with 21 interceptions which was also the most by the team since it registered 25 in 2000.
- The defense tied for fourth in the League with 17 forced fumbles and was third with 13 recoveries – two of which were returned for touchdowns.
- On defense, the Lions scored seven return touchdowns off interception and fumble returns which tied a single-season franchise record that was set in 1937.
- Five interception return touchdowns were the second-most in team history (six in 1967), and the Lions tied for a League high.
- In 2010, the Lions had one of the most improved defenses in the NFL. Detroit was one of six teams to improve their overall total defense ranking by 11 spots (32 in 2009 to 21 in 2010), and they were one of just three teams to improve their pass defense by 16 (32 in 2009 to 16 in 2010).
- In the passing game, the defense was the most-improved unit in the NFL in 2010, allowing 751 less yards (46.9 yards per game) than in 2009.
- Detroit was also the most-improved defensive unit in the League in points allowed in 2010 with 125 points fewer (7.8/game) than the previous season.
- The Lions' defense was the NFL's fourth-most improved unit in regard to total yards allowed, giving up 777 yards less than in 2009, which equates to 48.6 less yards per game.

The Lions defense has been built around young playmakers and improved by quality veterans. Cunningham believes in putting tremendous pressure on opponents upfront, and the team's front four, led by All-Pro DT Ndamukong Suh and 12-year veteran DE Kyle Vanden Bosch, is beginning to make its mark in the League. That unit will continue to lead the way for the Lions' defense in the foreseeable future.

The success by a defense many times can be measured by pressure and turnovers. Cunningham's defense in 2011 registered 41 sacks and 34 takeaways. These elements continue to improve as the team adds talent to all three units on defense.

From, 2004-08, Cunningham served as the Kansas City Chiefs defensive coordinator during his second stint with the organization. In 2008, he also coached the team's linebackers as the Chiefs' defense began a transition with six new starters and endured numerous injuries throughout the season. From 2004-07, his imprint on the defense was prevalent in several areas.

In 2007, Cunningham's defense ranked in the top five in nine different defensive categories, including a league-high in third-down defense (30.2 pct.), negative plays forced (121) and 10+ play drives (1). The Chiefs ranked second in allowing touchdowns on defensive possessions (37.2 pct.) and in Red Zone defense (37.2 TD pct.). Kansas City was third in the league by allowing just 28 offensive touchdowns,

the lowest tally for the team since 1997. The defense allowed 18.6 offensive points per game, the lowest for the Chiefs since 1999.

Overall, Kansas City's pass defense ranked fifth in the NFL in 2007 allowing only 188.9 yards per game. They also tied for fifth in three-and-outs forced (47) and first downs allowed (278).

After just two seasons following his return to Kansas City, Cunningham improved the Chiefs rushing defense that ranked 30th in the league in 2003 (146.5 yards allowed per game) to seventh in the NFL in 2005 (98.1 yards allowed per game). The 98.1 rushing yards allowed per game was the lowest the Chiefs yielded since 1997. In 2005, the Chiefs were ninth in Red Zone defense (46.7 TD pct.) after ranking 27th the previous season. They also tied for the second highest tally of forced fumbles that year with 33.

In 2004, Cunningham improved the team's defense as Kansas City tied for seventh in the NFL with 41.0 sacks, the club's best total since 2000, Cunningham's last year as Kansas City's head coach.

Cunningham coached alongside Schwartz at Tennessee (2001-03) under Head Coach Jeff Fisher. Cunningham served as the Titans' assistant head coach/linebackers. In those three seasons, the Titans defense helped the franchise earn two playoff berths. From 2001-03, the Titans led the league in rushing yards allowed (86.5 yards per game) and were third in opponent's third down percentage (33.6). In 2003, Tennessee's defense led the NFL in both rushing defense (80.9 yards per game) and opponent's third-down percentage (27.7). That year, LB Keith Bullock earned a spot in the Pro Bowl under Cunningham's tutelage as his position coach.

As head coach for the Kansas City Chiefs from 1999-00, Cunningham compiled a 16-16 (.500). In 1999, the Chiefs were 9-7 and tied with the Seattle Seahawks with the best record in the AFC West but lost out on a playoff tie-breaker. Cunningham became the first coach in Chiefs' history to claim nine wins in his first season as Chiefs' head coach. In 1999, the Chiefs led the NFL with a +21 turnover margin and set a team record by scoring nine defensive touchdowns. In his two seasons, his club was 4-0 against Denver and defeated the defending Super Bowl Champion St. Louis Rams October 20, 2000 54-34 in a high-scoring affair.

As defensive coordinator for the Chiefs from 1995-98, the defense was a key cog in Kansas City compiling a 42-22 (.656) record, including a 23-9 record (.719) against the AFC West. In those four seasons, the Chiefs allowed a NFL-low in offensive points (16.4 points per game), and led the league in scoring defense during the 1995 (15.1 points per game) and 1997 (14.5 points per game) seasons. Cunningham's defenses were critical in Kansas City producing an AFC-best +30 turnover margin from 1995-98, as they were responsible for 127 takeaways. They also scored 77 points on 10 touchdowns and four safeties. The Chiefs produced 172.0 sacks over those four years, a total which ranked third in the AFC and sixth in the NFL over that span.

The 232 points allowed by the Chiefs in 1997 was a franchise record for a 16-game season. That season, they set a NFL record, previously held by the 1934 Detroit Lions, by not permitting a second half touchdown in 10 consecutive games. They led the AFC in interceptions (21) and total takeaways (34), and ranked second among NFL team in opponents' third-down percentage (31.6). Kansas City's 54.0 sacks in '97 were the second-highest total in team history, leading the AFC and ranking third in the NFL.

In '95, Kansas City's defense was even better in terms of actual offensive points allowed as opposing offenses scored an average of just 12.9 points per game, and they were ranked second in the entire league by allowing just 284.3 yards per game. They also ranked third in rushing defense (82.9 yards per game). Additionally, the Chiefs led the league in scoring defense, turnover margin (+12), touchdowns allowed (23) and yards allowed per play (4.3).

Cunningham not only has compiled great defensive units, but he has coached and mentored several Pro Bowl and All-Pro players. He has shared a special bond as a mentor to the late, great nine-time Pro Bowl LB Derrick Thomas, who concluded his illustrious career as the all-time leading sack artist in Chiefs history with 126.5 QB takedowns. Cunningham served as Thomas' position coach in '97,



helping him earn his final Pro Bowl invitation. He also coached DE Neil Smith (second in Chiefs history with 86.5 sacks) and DE Jared Allen, who earned his first spot in the Pro Bowl after the 2007 season when he led the league in sacks with 15.5. Another defensive lineman who excelled under Cunningham was DT Dan Saleaumua. He was named to the Pro Bowl in 1995 after anchoring the team's defensive front.

In the secondary, CB Dale Carter and CB James Hasty were the most formidable cornerback tandem in Chiefs history, as they combined for six Pro Bowl berths, and each intercepted 21 passes.

Prior to his arrival in Kansas City, Cunningham spent four seasons (1991-94) with the Los Angeles Raiders, as linebackers coach (1991), defensive coordinator (1992-93) and defensive line coach (1994). As the Raiders defensive coordinator, his defense ranked ninth in the NFL both seasons, and they allowed a NFL-low 11 touchdown passes in 1992.

Cunningham was the San Diego Chargers defensive line coach for six seasons (1985-90) after originally being hired by the team's player personnel department. During those six seasons, the Chargers led the AFC in sacks three times and garnered a club record 62.0 in 1986. As the defensive line coach, he developed DE Lee Williams and DE Leslie O'Neil into Pro Bowl players.

In 1982, Cunningham entered the NFL coaching ranks when he joined the Baltimore Colts coaching staff, learning from the late Bud Carson. He was the team's defensive line/linebackers from 1982-84. His previous pro coaching experience was with the defensive line/linebackers coach for the CFL's Hamilton Tiger-Cats in 1981 with head coach Frank Kush who also hired Cunningham in Baltimore.

As a college coach, Cunningham's last stop was at California. Cunningham coached the Bears defensive line from 1979-80, the linebackers in 1978 and secondary in 1977.

Prior his stop in Berkeley, Cunningham coached at the Stanford Cardinal from 1973-76. He was hired by Head Coach Jack Christensen, a Hall of Fame defensive back for the Detroit Lions in the 1950s and a member of the Lions 75th Season All-time Team. While at Stanford, he coached the defensive line from 1974-76 and was the assistant offensive line and freshmen coach during his first year in 1973.

Cunningham worked at the University of Arkansas in 1972 on a staff headed by Frank Broyles that included Joe Gibbs and Raymond Berry.

In 1969, Cunningham began his coaching career at the University of Oregon, his alma mater. He was with the Ducks program for three years from 1969-71 where he began his longtime relationship with another noted defensive coach, George Seifert. Cunningham was a graduate of Oregon and was a linebacker and kicker for the Ducks from 1966-68.

Cunningham played his prep football at Lompoc High School in Lompoc, California. He was then recruited to play at Allan Hancock College by Hall of Fame coach John Madden. Madden left the school prior to Cunningham's freshman year and was replaced as head coach by Ernie Zampese.

Cunningham, who became a naturalized U.S. citizen on April 6, 2010, is just one of four foreign-born individuals in league history to ever serve as an NFL head coach, joining Hugo Bezdek (Cleveland Rams, 1937-38), Jock Sutherland (Pittsburgh, 1946-47) and Al Saunders (San Diego, 1986-88). Born in Munich, Germany, he moved to Greenfield, Mass., at the age of 10 in 1956 with his mother Katharina and his adoptive father, Air Force Sergeant Garner Cunningham.

Cunningham and his wife, Ren , have two children, Natalie and Adam.

CUNNINGHAM'S BACKGROUND

Detroit Lions	2009-
Assistant Head Coach/Defensive Coordinator	2009-
Kansas City Chiefs	2004-08
Defensive Coordinator/Linebackers.....	2008
Defensive Coordinator	2004-07
Tennessee Titans	2001-03
Assistant Head Coach/Linebackers	2001-03
Kansas City Chiefs	1995-2000
Head Coach.....	1999-2000
Defensive Coordinator.....	1998
Defensive Coordinator/Linebackers.....	1997
Defensive Coordinator	1995-96
Los Angeles Raiders	1991-94
Defensive Line.....	1994
Defensive Coordinator.....	1992-93
Linebackers	1991
San Diego Chargers	1985-90
Defensive Line.....	1985-90
Baltimore/Indianapolis Colts	1982-84
Defensive Line/Linebackers.....	1982-84
Hamilton Tiger-Cats (CFL)	1981
Defensive Line/Linebackers.....	1981
California	1977-80
Defensive Coordinator/Defensive Line.....	1979-80
Linebackers	1978
Defensive Backs	1977
Stanford	1973-76
Defensive Line.....	1974-76
Assistant Offensive Line/Freshmen.....	1973
Arkansas	1972
Defensive Line.....	1972
Oregon	1969-71
Defensive Line.....	1969-71

**SCOTT LINEHAN****OFFENSIVE
COORDINATOR**

Year with Lions: 4

Years in NFL: 11



Linehan begins his fourth season as the Lions' offensive coordinator after joining the club in 2009. He is now entering his 11th season as a NFL coach, going on 23 years of coaching experience.

LIONS COACHING HIGHLIGHTS

Last season, Detroit's offense established new franchise standards while breaking team records in total yards (6,337), yards per game (396.1) and net passing yards (4,814). The Lions finished fifth in the NFL in total offense and fourth in passing offense.

- The team's fifth overall ranking in total offense in 2011 was the Lions highest since it finished second in the NFL in 1997. By ranking fourth in passing offense, it is the highest for the team since it was second in the NFL in 1995.
- The Lions 474 points scored during the 2011 regular season are the most in team history, breaking the team record (436) set in 1995.
- Linehan's work with QB Matthew Stafford began to show dividends in 2011 as he set franchise passing records for yards (5,038), touchdowns (41), completions (421) and attempts (663). Stafford also established the team's all-time best single-season completion percentage (63.5) and passer rating (97.2). Based on NFL qualifier of minimum 244 attempts.
- Stafford's numbers also ranked among the best in NFL history: 4th quarterback to throw for more than 5,000 yards in a single season; 5th most yards (5,038); 7th most touchdowns (41); 5th most completions (421) and 3rd most attempts (663).
- Stafford was one of three NFL quarterbacks, along with Saints QB Drew Brees and Patriots QB Tom Brady, to finish 2011 in the top five of all six major passing categories: 3rd in yards (5,038); 3rd in touchdown passes (41); 5th in quarterback rating (97.2); 5th in completion-percentage (63.5); 1st in attempts (663); 2nd in completions (421).
- In 2010, the Lions were one of just seven teams to improve at least nine positions in total offense from 2009, as they went from 26th to 17th. In the passing game, they were one of just three teams to improve their ranking by nine spots (21 in 2009 to 12 in 2010).
- Detroit had the third-most improved scoring offense in the NFL, scoring 100 more points than they did in 2009, which accounted for an average of 6.3 more points per game.
- The Lions had the fourth-most improved offense in the NFL in 2010, gaining 639 more yards than they did in 2009 (39.9 more yards per game).
- The Detroit offense was the third-most improved unit in Red Zone touchdowns with 12 more touchdowns in 2010 than 2009. That equates to a 17.2 percent difference, which made the Lions' offense the second-most improved unit in Red Zone touchdown percentage as well.
- Detroit had the fifth-highest increase of Red Zone possessions in the League. The Lions had 45 red zone possessions in 2010 compared to 36 in 2009.

In 2009, his first season directing the Lions offense, Linehan focused on implementing a versatile offensive attack along with the maturation of the team's young, talented offensive players.

Working directly with the team's quarterbacks, Linehan was instrumental in the growth of rookie quarterback Matthew Stafford, who became one of the youngest players to ever start the season at quarterback in the NFL. Stafford steadily progressed with each outing until injuries slowed him down toward the end of the year. Stafford finished the season ranking near the top of almost every franchise rookie passing record, including first in touchdown passes (13) and second in yards (2,267), completions (201) and completion percentage (54.1) despite starting only ten games.

Linehan joined the Lions coaching staff after spending three seasons (2006-08) as the head coach of the St. Louis Rams.

As a first-time NFL head coach, Linehan quickly put his stamp on the Rams in 2006 via the ground game, giving the ball to RB Stephen Jackson 346 times in 2006 – the most by a St. Louis player in 20 seasons. Jackson finished the year with 1,528 rushing yards (3rd, NFC), 105 first downs (1st, NFC) and 2,334 all-purpose yards (1st,

NFL), earning his first-career Pro Bowl appearance. Jackson averaged 21.0 carries per game over Linehan's three-year span with the Rams compared with 16.9 carries per game in 2005 and established himself as one of the NFL's big running threats.

Other Rams saw career bests under Linehan. QB Marc Bulger passed for a career-best 4,301 yards in 2006, setting franchise records with a 1.4 interception percentage and 588 passing attempts. His 370 completions for 24 touchdowns were also second in Rams' history. That season, WR Torry Holt and WR Isaac Bruce finished with 1,188 and 1,098 yards, respectively, combining for 167 pass receptions.

In addition to his three seasons as a NFL head coach, Linehan brings four years of league experience as an offensive coordinator. He spent the 2005 season with the Miami Dolphins, improving the team's total offense from 4,960 yards (29th, NFL) in 2004 to 5,198 yards (14th, NFL) in 2005 and bettering the run game from 402 rush attempts (31st, NFL) in 2004 to 444 (12th, NFL) in 2005.

That year, the Dolphins' two primary running backs – Ronnie Brown and Ricky Williams – combined for 1,650 rushing yards and 10 rushing touchdowns. WR Chris Chambers earned his first-career Pro Bowl appearance under Linehan, finishing with 82 catches for 1,118 yards and 11 touchdowns, marking his only 1,000-yard season.

Linehan broke into the League as an offensive coordinator/quarterbacks coach with the Minnesota Vikings in 2002, helping the franchise to some of its best offensive seasons to date, ranking second, first and fourth from 2002-04. During his tenure, the Vikings compiled a franchise-best 36 consecutive games of 300-yards-or-more of total offense (2002-04) and, in 2004, compiled a franchise-best five games of 400-yards-or-more of total offense.

In Vikings history, his offenses also rank first and second in total yards (6,339 yards, 2004; 6,294 yards, 2003), first and second in first downs (351, 2004; 350, 2002), second and third in touchdowns (51, 2003; 50, 2004), second in points (416, 2003), first in passing first downs (225, 2004), first in rushing touchdowns (26, 2002) and second and third in rushing yards (2,507 yards, 2002; 2,343 yards, 2003).

Minnesota's top offensive players had some of their best years under Linehan, including QB Daunte Culpepper and WR Randy Moss, who each had career years while he was with the Vikings. Moss became the team's featured "big man" in 2002 after the departure of WR Cris Carter, starting 45 games over that span and garnering two Pro Bowl selections (2002, 2003) under Linehan.

Moss finished with 106 catches for 1,347 yards and seven touchdowns in 2002 while his 111 receptions for 1,632 yards in 2003 remain personal bests. He also tied a career high in 2003 with 17 touchdowns, a personal best he held until he brought in 23 in 2007 with New England.

Culpepper also had some of his best seasons with Linehan calling the plays, including a career year in 2004. That year, his second Pro Bowl season, Culpepper finished with a passer rating of 110.9 for the fourth-highest in NFL history and his 69.2 completion percentage (379-of-548), league-leading 4,717 passing yards, 8.6 yards per play average and 39 touchdowns still mark career bests.

Linehan was able to effectively utilize the Culpepper-Moss tandem over his three seasons with the Vikings, bettering the team's total points to 390, 416 and 405, respectively, after Minnesota scored 290 points in 2001. He maintained the team's solid performance through the air, as the offense ranked 9th, 4th and 2nd, respectively, throughout his three seasons.

But even with the dynamic passing game, Linehan also made significant improvements to the team's running game. Prior to his arrival in 2001, the Vikings finished 25th in the league with 376 rushing plays for 1,609 yards (4.3 average). In 2002, Linehan helped the Vikings to the league's top ground game, finishing with 473 rushing plays for 2,507 yards (5.3 average).

That year, Minnesota's running game was led by Michael Bennett, who earned his first Pro Bowl selection following the 2002 season. He finished the year 11th in the NFL in rushing with a career-best 1,296 yards – his only 1,000-yard performance to date – on 255 attempts. In 2003, Linehan utilized a trio of runners – Moe Williams, Onterio



Smith and Bennett – to finish third in the League in rushing with 493 rushing plays for 2,343 attempts.

Linehan coached collegiately for 13 years on teams that played in seven bowl games and won five conference titles: one Pac-10, two Conference USA and two Big Sky. Five of Linehan's quarterbacks were drafted by NFL teams: Louisville's Chris Redman and Dave Ragone, Washington's Brock Huard and Marques Tuiasosopo and Idaho's Doug Nussmeier.

He was the offensive coordinator/quarterbacks coach at Louisville from 1999-2001, coaching the team to three bowl games and becoming the first Conference USA team to win consecutive league championships. A Louisville quarterback earned Conference USA Player of the Year honors in each of Linehan's three seasons.

Prior to his time in Louisville, Linehan spent five years at the University of Washington (1994-98), advancing to four bowl games and winning the 1995 Pac-10 title. He also spent four total seasons at Idaho, his alma mater, as the offensive coordinator/quarterbacks coach (1992-93) and as the wide receivers coach (1989-90) and Linehan spent one season at Nevada-Las Vegas (1991) as the quarterbacks coach. While a coordinator with Idaho in 1993, the Vandals led the nation in scoring (47.5 points per game) and total offense (532 yards per game).

Linehan was a quarterback for Dennis Erickson's Idaho Vandals from 1982-86, winning the Big Sky Championship in 1985 and earning Division I-AA playoff appearances in three straight seasons (1984-86). He signed as a rookie free agent with the Dallas Cowboys in 1987, but a shoulder injury ended his playing career.

Born in Sunnyside, Wash., Linehan and his wife, Kristen, have three sons: Matthew, Michael and Marcus.

LINEHAN'S BACKGROUND

Detroit Lions	2009-
Offensive Coordinator	2009-
St. Louis Rams	2006-08
Head Coach	2006-08
Miami Dolphins	2005
Offensive Coordinator	2005
Minnesota Vikings	2002-04
Offensive Coordinator/Quarterbacks	2002-04
Louisville	1999-2001
Offensive Coordinator/Quarterbacks	1999-2001
Washington	1994-98
Offensive Coordinator/Quarterbacks	1998
Offensive Coordinator/Wide Receivers	1996-97
Wide Receivers	1994-95
Idaho	1992-93
Offensive Coordinator/Quarterbacks	1992-93
UNLV	1991
Quarterbacks	1991
Idaho	1989-90
Wide Receivers	1989-90

**DANNY CROSSMAN****SPECIAL TEAMS
COORDINATOR**Year with Lions: 3
Years in NFL: 10

Danny Crossman came to Detroit after working the previous seven seasons (2003-09) with the Carolina Panthers, including the final five seasons (2005-09) as special teams coordinator. He originally joined the Panthers in 2003 as special teams assistant and he also assisted with the team's strength and conditioning program.

LIONS COACHING HIGHLIGHTS

- S John Wendling leads the NFL with 41 special teams tackles over the past two seasons (2010-11) and was tied for fourth in the NFL with 17 last season.
- K Jason Hanson had another strong year for Detroit in 2011, finishing with 126 points which was the fourth best for a single-season in franchise history.
- Hanson also had five 50-yard field goals (second-highest of his career) and became the first player in NFL history to kick 50 50-yard field goals in his career.
- In 2010, the Lions' kick return unit was the third-most improved unit in the League in kickoff return average with 3.5 more yards per return than in 2009.
- Detroit also had the NFL's 10th-most significant improvement in punt return average in 2010: the Lions had an 8.8 punt return average in 2009 and improved to an average of 12.1 yards per return in 2010.
- In average kickoff return yardage allowed, Detroit had the fourth-most improved coverage unit, allowing an average of 2.7 less yards per each kick return in 2010.

During Crossman's tenure with the Panthers, the team's kicking and cover groups contributed significantly to the team's success during his time in Carolina which included three playoff appearances (2003, 2005 and 2008), two NFC South titles (2003 and 2008). The Panthers also finished with at least eight wins five of those seven seasons.

In 2008, the Panthers ranked third in the NFL with an opponent average drive start following kickoffs of 24.7. They were one of only three teams that did not allow an opponent to start a drive following kickoffs past the 50-yard-line. Carolina led the NFL in touchbacks (30) and touchback percentage (33.7), and the team was ninth in the league by allowing a 21.9 opponent kickoff return average.

In his first season (2005) as special teams coach, Crossman's group ranked among the best in the League. That season, the Panthers ranked ninth in the comprehensive Dallas Morning News special teams ratings which was highlighted with rankings of second in punt coverage and seventh in kickoff coverage.

Under Crossman's tutelage, Panthers P Jason Baker set the franchise record in net punting average in both 2005 (38.9) and 2006 (39.0). In both seasons, Baker's net punting average ranked first in the NFC and third in NFL. From 2005-09, Baker ranked eighth in the NFL with a combined net punting average of 38.0.

In 2003, Crossman's first year assisting the Carolina's special teams, the Panthers were second in the special teams ratings compiled by the Dallas Morning News.

Crossman entered the pro ranks following 10 seasons as a college coach where he worked with special teams in each season and also coached multiple defensive positions. In 2002, Crossman served as the linebackers and special teams coach at Michigan State.

From 1999-2001, Crossman was on the coaching staff at Georgia Tech. All three seasons, he was the Yellow Jackets special teams coordinator along with defensive ends coach (1999-2000) and defensive backs coach (2001). In both 1999 and 2001, Georgia Tech ranked high nationally in kickoff return average, net punting average and punt return average. Georgia Tech led the ACC in kickoff return average and punt return average during the 2000 season. Two of Crossman's specialists, K Luke Manget and KR Kelley Rhino, were first-team All-ACC in 2001.

Before arriving at Georgia Tech, Crossman was the defensive backs and special teams coach at Central Florida for two seasons (1997-98). Crossman served a three-year stint (1994-96) at Western Kentucky as special teams and secondary coach (1994-95) and outside linebacker and special teams coach (1996). He entered the coaching ranks in

1993 as the defensive backs and special teams coach at the U.S. Coast Guard Academy.

Crossman earned three letters at the University of Pittsburgh as the team garnered a 22-12-1 record those three seasons and appearances in 1987 Bluebonnet Bowl and 1989 Sun Bowl. He moved to strong safety as a senior and was named team MVP. Crossman earned second-team All-America honors as he recorded 62 tackles and one interception. He originally began his college career at the University of Kansas. As a freshman in 1985, Crossman made eight starts at defensive back, posted 48 tackles, recorded one interception and collected freshman All-America honors.

Following his college playing career, he spent time with the Washington Redskins in 1990 and the Detroit Lions during training camp in 1991. He played for the London Monarchs of the World League of American Football in 1991-92. In the inaugural World Bowl in 1991, he was named MVP in the 21-0 shutout of Barcelona. Crossman intercepted three passes in the championship game and returned one for a 20-yard touchdown.

Crossman earned a bachelor degree in business administration and communications from Pittsburgh in 1990. He and his wife, Susan, have a son, Kyle, and a daughter, Kaylie.

CROSSMAN'S BACKGROUND

Detroit Lions	2010-
Special Teams Coordinator	2010-
Carolina Panthers	2003-09
Special Teams Coordinator	2005-09
Special Teams Assistant	2003-04
Michigan State	2002
Linebackers/Special Teams	2002
Georgia Tech	1999-2001
Defensive Backs/Special Teams	2001
Special Teams/Defensive Ends	1999-2000
Central Florida	1997-98
Defensive Backs/Special Teams	1997-98
Western Kentucky	1994-96
Outside Linebackers/Special Teams	1996
Special Teams/Secondary	1994-95
U.S. Coast Guard Academy	1993
Defensive Backs/Special Teams	1993



JASON ARAPOFF

**Coordinator of
Physical Development**
 Years with Lions: 12
 Years in NFL: 25

Jason Arapoff enters his 12th season directing the Lions' strength and conditioning program. His primary role is to oversee the physical fitness of all Lions' players.

Focusing equally on the off-season regimen and the regular season program, Arapoff utilizes high-end cardiovascular strength training and free weight equipment in the team's state-of-the-art facility. His hands-on training techniques emphasize a balance of muscular strength and cardiovascular fitness, and are underscored by a comprehensive, personalized approach to each athlete. He also has introduced a shift toward more football-specific activities that encompass high-intensity protocols to train the entire body.

Arapoff arrived in Detroit prior to the 2001 season with 13 years of experience with the Washington Redskins. While serving as the team's conditioning director for nine years, he was instrumental in computerizing and implementing the team's strength and conditioning and nutritional programs.

Arapoff has been a monthly columnist for Scholastic Coach Magazine and is a frequent speaker for industry events, schools, universities and football camps. He, along with Strength and Conditioning assistant Ted Rath, started the annual Detroit Lions Strength and Conditioning Clinic in 2011. The event is a forum for providing, sharing and exchanging information in the ever changing world of strength & conditioning.

During his playing career as a collegian, Arapoff was a four-year letter-winning defensive back at Springfield (Mass.) College, where he earned his undergraduate degree in health fitness. He went on to obtain his master's degree in exercise physiology from American University in Washington, D.C.

Arapoff and his wife, Jennifer, have three daughters: Julia, and twins, Anna and Alexa.

ARAPOFF'S BACKGROUND

Detroit Lions	2001-
Coordinator of Physical Development	2006-
Strength and Conditioning	2001-05
Washington Redskins	1988-2000
Conditioning Director	1992-2000
Conditioning Assistant	1988-91



BRADFORD BANTA

**Assistant
Linebackers**
 Years with Lions: 5
 Years in NFL: 5

Bradford Banta, a former Lion, enters his fifth season with Detroit's coaching staff. He was promoted to assistant linebackers coach this offseason after being the assistant special teams coach the past four seasons.

LIONS COACHING HIGHLIGHTS

- S John Wendling leads the NFL with 41 special teams tackles over the past two seasons (2010-11) and was tied for fourth in the NFL with 17 last season.
- K Jason Hanson had another strong year for Detroit in 2011, finishing with 126 points which was the fourth best for a single-season in franchise history.
- Hanson also had five 50-yard field goals (second-highest of his career) and became the first player in NFL history to kick 50 50-yard field goals in his career.
- In 2010, the Lions' kick return unit was the third-most improved unit in the League in kickoff return average with 3.5 more yards per return than in 2009.
- Detroit also had the NFL's 10th-most significant improvement in punt return average in 2010: the Lions had an 8.8 punt return average in 2009 and improved to an average of 12.1 yards per

return in 2010.

- In average kickoff return yardage allowed, Detroit had the fourth-most improved coverage unit, allowing an average of 2.7 less yards per each kick return in 2010.

Before returning to Detroit in 2008, Banta spent the 2009 season as a tight ends coach for the University of Tennessee Chattanooga. He played three of his 11 NFL seasons with the Lions (2001-03) as a tight end and longsnapper.

After being drafted by Indianapolis in the fourth-round of the 1994 NFL Draft, Banta spent six seasons with the Colts and established himself as one of the League's best longsnappers. He joined the New York Jets for the 2000 season before coming to Detroit in 2001. He finished his career with Buffalo in 2004.


Upon his retirement from the NFL, Banta worked with George Wright Construction, as a supervisor, for a year and in Chase's Home Financial Division for nearly two years in Chattanooga, Tennessee.

Banta was a two-year starter at tight end at the University of Southern California (1989-93) as well as a four-time letterwinner. He earned Honorable Mention All-Pac 10 Conference honors as a junior and senior and received his bachelor's degree in communications with a minor in sociology in 1993.

A native of Baton Rouge, La., Banta was a Parade All-American as a senior at University High School and helped them to the state championship (1988) while playing tight end and linebacker. He and his wife, Amy, have three children.

BANTA'S BACKGROUND

Detroit Lions	2008-
Assistant Linebackers	2012-
Assistant Special Teams	2008-11
Tennessee-Chattanooga	2007
Tight Ends	2007



MATT BURKE

Linebackers
 Years with Lions: 4
 Years in NFL: 9

Matt Burke, in his fourth season as linebackers coach, came to Detroit after spending five seasons (2004-08) with the Tennessee Titans.

LIONS COACHING HIGHLIGHTS:

Detroit's linebacker corps made great strides in 2011 and will be a team strength with all three starters returning for the upcoming season.

- LB Stephen Tulloch joined the team during training camp and quickly emerged as the starting middle linebacker before going on to lead the team with 111 tackles (84 solo). He also has 3.0 sacks (16 yds.) two interceptions and three fumble recoveries (1 TD).
- Since LB DeAndre Levy was drafted in 2009, Burke has been instrumental in his development as one of the best young linebackers in the League. Throughout his three seasons in Detroit, Levy has registered 258 tackles (177 solo) which is the most of any Lions defensive player during that span.
- In 2011, Levy finished with 107 tackles (72 solo) which was the second-most on the team.

In 2008, Burke helped coach Tennessee to a NFL best 13-3 record and ranked seventh in overall defense with 4,698 yards allowed as well as third in offensive points allowed with 227. In his first two seasons with the Titans, he worked as an administrative assistant in the football department assisting the coaching staff with scouting breakdowns during the week and on gamedays. Burke was promoted to defensive assistant/quality control coach in 2006. He was primarily responsible for breaking down film on upcoming opponents and self-scouting, also conducting on-field work with the linebackers.

Prior to joining the Titans, Burke was the assistant secondary coach for one season (2003) at Harvard, originally entering the college ranks at Boston College (2000) as a graduate assistant for recruiting before working with the defense from 2001-02. His first coaching position came at Bridgton Academy (Maine), where he worked in 1998 and 1999.

A native of Hudson, Massachusetts, Burke played safety at Dartmouth and was part of an undefeated Ivy League champion in 1996.



EXECUTIVES & COACHING

Detroitlions.com
Media.Detroitlions.com

BURKE'S BACKGROUND

Detroit Lions	2009-
Linebackers	2009-
Tennessee Titans	2004-08
Defensive asst./Quality Control	2006-08
Administrative Asst.	2004-05
Harvard	2003
Asst. Secondary/Cornerbacks	2003
Boston College	2000-02
Graduate Assistant	2000-02
Bridgton Academy (Maine)	1998-99
Secondary	1998-99



TODD DOWNING

Quarterbacks
Years with Lions: 4
Years in NFL: 10

Todd Downing enters his fourth season with the Lions and his third working with quarterbacks. He spent his first season with Detroit as an offensive quality control coach. Before joining the Lions, he coached three seasons with St. Louis as an assistant secondary/defensive quality control coach (2008) and a defensive assistant coach/assistant special teams coach (2006-07).

LIONS COACHING HIGHLIGHTS:

Downing coaches a quarterback corps led by QB Matthew Stafford who has emerged as one of the top young quarterbacks in the NFL.

- Stafford set franchise passing records for yards (5,038), touchdowns (41), completions (421) and attempts (663).
- He also established the team's all-time best single-season completion percentage (63.5) and passer rating (97.2). Based on NFL qualifier of minimum 244 attempts.
- Stafford's numbers also ranked among the best in NFL history: 4th quarterback to throw for more than 5,000 yards in a single season; 5th most yards (5,038); 7th most touchdowns (41); 5th most completions (421) and 3rd most attempts (663).
- Stafford was one of three NFL quarterbacks, along with Saints QB Drew Brees and Patriots QB Tom Brady, to finish 2011 in the top five of all six major passing categories: 3rd in yards (5,038); 3rd in touchdown passes (41); 5th in quarterback rating (97.2); 5th in completion-percentage (63.5); 1st in attempts (663); 2nd in completions (421).
- Despite injuries at the Lions quarterback spot in 2010, all three of the team's signal callers maintained production throughout the season and all three have led the Lions to victory. In all, the Lions started Stafford (3 games), QB Shaun Hill (10 Games) and QB Drew Stanton (3 games), and the team ranked third in the NFL in completions (383), third in attempts (633), 12th in gross passing yards (4,001) and were tied for 11th in touchdown passes (26).
- The 2010 quarterback unit also produced 26 touchdown passes and 16 interceptions for a +10 difference. The last team to finish the season having three quarterbacks start three games and finish with a +10 TD to Int ratio was the Philadelphia Eagles in 1993 (+10, 23 TD to 13 Int; Randall Cunningham, Bobby Brister and Ken O'Brien).

Downing originally entered the NFL with the Minnesota Vikings, spending three years on the Vikings coaching staff as the Offensive Quality Control Coach (2005) and football systems analyst (2003-04), helping the Vikings to a Top 5 offense in all three years and a playoff appearance in 2004. During the summers from 2000-02, Downing played quarterback for a semi-pro team, the Minnesota Maulers.

Before entering the NFL ranks, Downing began his coaching career with Eden Prairie High School in Minneapolis (1999-2000). In 2000, he helped his alma mater to the Minnesota Class 5-A state title.

A native of Eden Prairie, Min., Downing studied Business Communications at the University of Minnesota (1999-2002) and now resides in Michigan with his wife Julie.

DOWNING'S BACKGROUND

Detroit Lions	2009-
Quarterbacks	2012-
Assistant Quarterbacks	2010-11
Offensive Quality Control	2009
St. Louis Rams	2006-08

Assistant Secondary/Defensive Quality Control	2008
Defensive Assistant/Assistant Special Teams	2006-07
Minnesota Vikings	2003-05
Offensive Quality Control	2005
Football Systems Analyst	2003-04
Eden Prairie High School	1999
Assistant Coach	1999



SAM GASH

Running Backs
Years with Lions: 6
Years in NFL: 8

Sam Gash enters his sixth season with the Lions, his fifth as running backs coach. He came to Detroit prior to the 2007 season as assistant special teams coach.

LIONS COACHING HIGHLIGHTS

Gash leads a running backs unit that looks to generate explosive plays inside and out with the combination of third-year RB Jahvid Best and 2011 second-round pick RB Mikel Leshoure.

- Last season, Best had tallied 677 total yards and three touchdowns in six games before his season ended due to a concussion.
- In 2010, Best finished the season as the team's leading rusher (555); he was second among all NFL rookies in receptions (58) and fourth in rushing yards.
- Overall, Best tallied 1,042 total yards from scrimmage and became the sixth rookie in team history with 1,000 yards from scrimmage.

Before joining the Lions, Gash spent two seasons (2005-06) as the New York Jets' assistant running backs and assistant special teams coach. He entered the NFL coaching ranks following a 12-year playing career with the New England Patriots (1992-97), Buffalo Bills (1998-99, 2003) and Baltimore Ravens (2000-02).


As a player, Gash earned a reputation as one of the most physical fullbacks in the league and was named to two Pro Bowls (1999-2000). In 1999, he became the first back ever selected to the Pro Bowl without recording a rushing attempt.

Gash was an eighth-round draft choice (205th overall) of the New England Patriots in the 1992 NFL Draft out of Penn State. He recorded 177 regular season games and also appeared in 11 postseason games. Gash carried the ball 121 times, scored two rushing touchdowns and added 169 receptions for 1,347 yards for an 8.0 average and 13 touchdowns. He was also active on various protection and coverage units throughout his career.

At Penn State, Gash was the top fullback as a junior and senior. He served as offensive captain as a senior and had a career-high 391 rushing yards and three touchdowns on 87 carries. As a junior, Gash started every game and posted 315 yards and five scores on 95 carries. He earned his undergraduate degree in liberal arts with an emphasis in speech communication, marketing and management. He and his wife, Alicia, have a daughter, Samantha, and sons Kolby, Elijah, Isaiah, Caleb, Samson and Gideon.

GASH'S BACKGROUND

Detroit Lions	2007-
Running Backs	2008-
Assistant Special Teams	2007
New York Jets	2005-06
Asst. Special Teams/Asst. Running Backs	2005-06



SHAWN JEFFERSON

Wide Receivers
Years with Lions: 8
Years in NFL: 8

Shawn Jefferson is in his eighth season coaching with the Lions. He was named wide receivers coach prior to the 2008 season after working with the team's wide receivers the previous three seasons as a coaching intern in 2005, an offensive assistant in 2006 and as the assistant wide receivers coach in 2007. Jefferson spent the 2003 season with the Lions as a player and brings 13 years of NFL playing experience to the club.

LIONS COACHING HIGHLIGHTS

The wide receiving corps had a standout season in 2011, helping Detroit's offense establish new franchise records in completions (423) and passing yards (5,071) while ranking fifth in the NFL in total offense.

- Leading the way for the Lions wide receiver unit was Calvin Johnson who had a career-year while leading the NFL in receiving yards (1,681) and finishing second in touchdown receptions (16) and fourth in receptions (96).
- Johnson also set the team's all-time single-season record for touchdown receptions with 16 and was just 5 yards shy of a franchise record for receiving yards (WR Herman Moore; 1,686 in 1995) with 1,681.
- WR Nate Burleson also had a strong year for Detroit, establishing a career-high with 73 receptions for 757 receiving yards and three touchdowns.
- Rookie WR Titus Young emerged as the dynamic playmaker the Lions projected, finishing with 48 receptions for 607 yards and six touchdowns.
- In 2010, Johnson finished the season as the team's leader in receptions (77), receiving yards (1,120) and touchdowns (12) and was the team's leading receiver for a third straight year. Johnson was named to his first Pro Bowl and was honored as second-team all-pro.
- Johnson was also tied for second in the NFL (tied for first in the NFC) with 12 touchdown catches in 2010.

Jefferson helped Johnson break out as one of the NFL's best receivers in 2008 as he tied for first in touchdown receptions (12), fifth in receiving yards (1,331), second in yards per catch among receivers with 60 receptions (17.1), tied for second in 20+-yard receptions (21), tied for second in 40+-yard receptions (7) and tied for first in 25+-yard touchdown catches (6). Johnson was also named an alternate to the 2009 NFC Pro Bowl squad.

In the Lions record books, Johnson became only the second player in team history (WR Herman Moore in 1995) to record 70 receptions, 1,200 yards and 10 touchdowns in a single season. He is the only player in Lions' history to record 1,300 yards with less than 80 catches. His 12 touchdowns (2008, 2010) tied for the most touchdown grabs (Leon Hart in 1951) by a first or second year player with the Lions and his 1,331 receiving yards are the second-most in team history by a first or second year player.

In 2007, the Detroit Lions were the only team in the NFL and the first in franchise history to have four different players finish with more than 650 receiving yards (Shaun McDonald, 943; Roy Williams, 836; Calvin Johnson, 756; Mike Furrey, 664). Detroit's wide receiving unit was also second in the NFL in receptions (268) and receiving yards (3,370).

While working as an offensive assistant in 2006, Jefferson helped WR Roy Williams to a NFC-leading and career-high 1,310 receiving yards. He also worked with the NFC's receptions leader Mike Furrey (98 receptions for 1,082 yards). It was the first time since 1999 that two Lions receivers finished with more than 1,000 yards.

In addition to his time with the Lions as a player, Jefferson spent five seasons with San Diego, four with New England and three with Atlanta, accumulating over 7,000 yards receiving and 29 touchdowns. Jefferson also played in Super Bowl XXIX with the Chargers and Super Bowl XXXI with the Patriots.


Jumping right into the coaching ranks following his playing career, Jefferson spent the 2004 season as a volunteer coach with his high school alma mater, William Raines H.S. During his tenure at William Raines, he spent the month of June with the Jacksonville Jaguars as part of the team's Scouting Seminar.

Jefferson attended Central Florida where he starred as a wide receiver and kick returner. Jefferson finished with 67 catches, 1,087 yards and 11 touchdowns. As a returner, Jefferson returned 39 kickoffs for 782 yards (20.1 avg.).

Jefferson and his wife Marla, have two daughters, Paige and Faith, and a son, Shawn Jr.

JEFFERSON'S COACHING BACKGROUND

Detroit Lions	2005-
Wide Receivers	2008-
Assistant Wide Receivers	2007
Offensive Assistant	2006
Coaching Assistant	2005
William Raines H.S. (Jacksonville, Fla.)	2004
Volunteer Coach	2004



KRIS KOCUREK

Defensive Line
Years with Lions: 4
Years in NFL: 4

Kris Kocurek enters his third season as defensive line coach after joining Detroit as the Lions' assistant defensive line coach in 2009. He had spent the previous season coaching defensive line at Stephen F. Austin State.

LIONS COACHING HIGHLIGHTS

Detroit's defensive line continued to be the heart of the Lions' defense in 2011. In addition to accounting for 35 of the team's 41 sacks, their constant pressure helped the defense intercept 21 passes which was the fifth most in the NFL.

- The 35 sacks by the defensive line in 2011 were the fourth-most in the NFL.
- The Lions' 2011 pass-rush contributed to a sixth-overall ranking in the League in "rush-cover," which is the sum of interceptions and sacks. Detroit's defense had a combined 62 interceptions (21) and sacks (41).
- DE Cliff Avril had a standout season for Detroit's defensive line in 2011, leading the team with 11.0 sacks, the most by a Lions' defensive player since 2001 (11.5, DE James Hall). Avril also had the second most forced fumbles in the NFL (six).
- DE Kyle Vanden Bosch also had a strong 2011 season for the Lions, finishing with 8.0 sacks in addition to four forced fumbles (tied for fifth in the NFL).
- Overall, Detroit's defense finished 2011 third in the League with 17 forced fumbles; 12 of those fumbles were forced by the defensive line.
- In 2010, Kocurek's first season as the Lions' defensive line coach, Detroit had the most-improved pass rush in the NFL. Even though teams threw the ball nine times less against the Lions in 2010 season than they did in 2009, the Lions picked up 18 more sacks, which accounted for an increase of 3.28 sacks per pass play.
- Of the Lions' 44 sacks in 2010, 39 (second most in the NFL) were attributed to the defensive line, 23.5 more than the Lions defensive line accounted for in 2009.
- Kocurek was also instrumental in the development of rookie DT Ndamukong Suh in 2010, who led all NFL defensive tackles with 10.0 sacks and had 66 tackles (49 solo). Suh was named as a starter for the NFC Pro Bowl squad and was voted to the AP All-Pro team. He was also the AP Defensive Rookie of the Year. During his rookie season, he set a new team record for sacks by a rookie since the stat became official in 1982.

In 2009, Kocurek helped rookie DT Sammie Hill, who was drafted out of Stillman College in the fourth round (115th overall) of the 2009 NFL Draft, emerge as an opening day starter. He finished the season with 26 tackles (14 solo) and two fumble recoveries in 13 games while making the transition from a small college prospect to NFL starter (12 starts).

In 2007, Kocurek served as the assistant head coach and defensive line coach at West Texas A&M where he helped coach the Buffaloes to the 2007 Lone Star Conference title as well as the second round

of the NCAA Division II playoffs. The Buffaloes became one of the top defensive units in the LSC and led the conference in scoring defense.

Under Kocurek's guidance, Brandon Swain became one of the top defensive players at the Division II level and was a 2007 First-Team Daktronics, AFCA and AP Little All-American and conference defensive lineman of the year after recording 24.5 tackles for losses and 14 sacks.

Kocurek served as the defensive line coach at Texas A&M-Commerce in 2006 and helped guide the Lions' top-ranked defensive unit which finished with No. 1 in total and scoring defense.

For two seasons (2004-05) Kocurek served as a graduate assistant at Texas A&M-Kingsville and coached the Havelina's defensive line where he was active in the development of Wilbert Martin, who was twice selected as first team All-LSC and was a free agent signee of the Baltimore Ravens.

Kocurek began his coaching career in 2003 as a student assistant at Texas Tech. While in Lubbock, he assisted with the defensive linemen and helped coach the Red Raiders to a 2003 Houston Bowl win over Navy.

Prior to coaching, Kocurek spent two years in the NFL with the Tennessee Titans (2002) and the Seattle Seahawks (2001) after being selected in the seventh round (237th overall) of the 2001 NFL Draft by Seattle.

Kocurek played collegiate football at Texas Tech and was a three-time All-Big 12 selection. As a senior, he was selected as team captain and named defensive player of the year.

KOCUREK'S BACKGROUND

Detroit Lions	2009-
Defensive Line	2010-
Assistant Defensive Line	2009
Stephen F. Austin State	2008
Defensive Line	2008
West Texas A&M	2007
Assistant Head Coach/Defensive Line	2007
Texas A&M-Commerce	2006
Defensive Line	2006
Texas A&M-Kingsville	2004-05
Graduate Assistant	2004
Texas Tech	2003
Graduate Assistant	2003



TIM LAPPANO

Tight Ends
Years with Lions: 4
Years in NFL: 7

Tim Lappano returns for a fourth season coaching the Lions' tight ends. Before coming to Detroit, Lappano served four seasons (2005-08) as the offensive coordinator at the University of Washington. He is entering his 30th season as a coach and his seventh in the NFL.

LIONS COACHING HIGHLIGHTS

The Lions' tight ends continue to be big contributors to the offense under Lappano's direction.

- TE Brandon Pettigrew had 83 receptions in 2011 (third in the NFL among tight ends), establishing a new team single-season record for receptions by a tight end. He is the first tight end in Lions' history to record 70 receptions in two different seasons and the first tight end with 80 catches.
- With 5 touchdown catches last season by Pettigrew combined with TE Tony Scheffler's career-high 6 touchdown receptions, Pettigrew and Scheffler were the second pair of Lions tight ends in team history to each register 5 touchdown catches each in a season. In 1976, Hall of Fame TE Charlie Sanders and TE David Hill each recorded 5 touchdown receptions.
- In 2010, Pettigrew had one of the best seasons ever for a Lions' tight end in 2010 while returning from a knee injury sustained late in his rookie year. He started all 16 games and was second on the team with 71 receptions for 722 yards – both of which were the most by a tight end in team history – and four touchdowns. Pettigrew had the third most receptions (71) and was seventh in receiving yards (722) among all NFL tight ends.
- TE Tony Scheffler finished with 45 receptions (378 yards) in 2010 and the Lions were the only team in the NFL to have two tight ends with 45 or more receptions. Pettigrew and Scheffler combined for 116 catches, the second most by a tight end pair in the NFL.
- In 2009, Pettigrew led all rookie tight ends in receptions (30) and

yards (346) despite being forced out of the lineup after 11 games with a season-ending knee injury.

- Veteran tight end Will Heller also flourished in 2009, setting career-highs with 29 receptions, 296 yards and three touchdowns.

Lappano's last pro coaching opportunity was with San Francisco where he was the running backs coach. In his first season with the 49ers, their running game was third in the NFC with 2,279 yards as FB Fred Beasley made his first Pro Bowl appearance and RB Kevan Barlow rushed for a career-high 1,024 yards despite starting only four games.

In 1998, Lappano made his NFL coaching debut as the running backs coach for the Seahawks. There, he helped Ricky Watters rush for 1,239 yards and nine touchdowns, earning team Offensive Player of the Year honors.

In between, Lappano was the offensive coordinator at Oregon State (2000-02) and contributed heavily to the resurgence of the Beavers program. OSU led the Pac-10 in rushing yards (1,933) and in rushing offense, averaging 148.7 yards per game in 2002. Current St. Louis Rams RB Stephen Jackson led the conference with 1,690 yards while earning first-team All-Pac-10 honors.

Lappano began his coaching career as the running backs coach at the University of Idaho where he was a four-year letterman after finishing his collegiate career as the school's second all-time leading rusher with 2,196 yards. In 1985, he helped the Vandals to a Big Sky Conference championship before leaving to coach running backs for Wyoming (1986). He then served as running backs coach at Washington State (1987-88) before being promoted to offensive coordinator in 1989. In his first season as offensive coordinator, he led the Cougars to a top-10 finish with former NFL Pro Bowl quarterback Drew Bledsoe and Pac-10 Offensive Player-of-the-Year, running back Steve Broussard.


Lappano moved on to the University of California in 1992 as assistant head coach and running backs coach. While in Berkeley, Lappano coached Heisman Trophy candidate Russell White and helped lead Cal to an Alamo Bowl victory over Iowa in 1993. He returned to Wyoming in 1996 as receivers coach, helping the Cowboys to an WAC Championship while coaching All-American Marcus Harris to the Fred Biletnikoff Award, given to the nation's top receiver.

In 1997, Lappano joined the Purdue coaching staff as co-offensive coordinator and receivers coach. The Boilermakers led the Big Ten in offense that season and ranked seventh in the nation.

Lappano earned a bachelor's degree in general studies at Idaho in 1983. He played high school football at Gonzaga Preparatory School in his native Spokane, WA and earned All-State honors as a senior. Lappano and his wife, Sandi, have two sons, Taylor and Kyle.

LAPPANO'S BACKGROUND

Detroit Lions	2009-
Tight Ends	2009-
Washington	2005-08
Offensive Coordinator/Quarterbacks	2005-08
San Francisco 49ers	2003-04
Running Backs	2003-04
Oregon State	1999-02
Offensive Coordinator/Quarterbacks	1999-02
Seattle Seahawks	1998
Running Backs	1998
Purdue	1997
Co-Offensive Coordinator/Wide Receivers	1997
Wyoming	1996
Wide Receivers	1996
California	1992-95
Assistant Head Coach/Running Backs	1992-95
Washington State	1987-91
Offensive Coordinator	1989-91
Running Backs	1987-88
Wyoming	1986
Running Backs	1986
Idaho	1982-85
Running Backs	1982-85



TED RATH
Assistant
Strength & Conditioning
Years with Lions: 4
Years in NFL: 4

Ted Rath returns for his fourth season as the Lions assistant strength and conditioning after joining the team during the 2009 offseason. He had spent the previous two years as the assistant director of strength and conditioning for his alma mater, the University of Toledo. Rath was a linebacker for the Rockets (2003-2006) and helped them claim the 2004 MAC Championship and earn two bowl game berths, including the 2004 Motor City Bowl at Ford Field.


While working with Toledo's strength and conditioning program, Rath directed the strength regimens for all 15 of their Olympic Sports. He also assisted with all phases of football training protocols, including design and implementation of their workouts. Prior to being named assistant director, Rath worked as a graduate assistant and focused on the strength programs for men's basketball, baseball, track, cross country, golf and swimming.

Rath, along with Coordinator of Physical Development Jason Arapoff, started the annual Detroit Lions Strength and Conditioning Clinic in 2011. The event is a forum for providing, sharing and exchanging information in the ever changing world of strength & conditioning.

After graduating from Toledo with a degree in Physical Education, Rath started his professional career at nearby Crestwood (Dearborn Heights, Mich.) High School where he was an assistant football coach as well as their director of speed and strength training. The Monroe, Mich., native is certified through the Collegiate Strength and Conditioning Coaches Association (C.S.C.C.A.) and has been published on www.speedandstrengthcoach.com.

RATH'S BACKGROUND

Detroit Lions	2009-
Strength and Conditioning Assistant	2009-
Toledo	2007-09
Assistant Director of Strength and Conditioning	2008-09
Graduate Asst. Strength and Conditioning Coach	2007-08
Crestwood (Dearborn Heights, Mich.) H.S.	2007
Asst. Coach/Director of Speed and Strength Training	2007



MARCUS ROBERTSON
Defensive Assistant/
Secondary
Years with Lions: 1
Years in NFL: 6

Marcus Robertson joins Detroit's coaching staff entering his 22nd season in the NFL and his sixth season as a coach. He has coached the past five NFL seasons with Tennessee where he started as an assistant secondary coach (2007-08) and finished as their secondary coach (2009-11).

Robertson's first season assisting with the secondary was 2007. That season the Titans improved from 27th to 10th in pass defense and from 32nd to fifth in overall yardage allowed.

In 2008, three of the four Tennessee secondary players (CB Cortland Finnegan, S Chris Hope, S Michael Griffin) were invited to the Pro Bowl for the first time in their careers. Overall, the defensive backs collected 19 interceptions, which ranked second in the NFL in interceptions by a secondary. The Titans ranked ninth in pass defense and seventh in total defense.

Robertson was promoted to Secondary coach in 2009 and the Titans finished that season eighth in the NFL in interceptions (20) and second in interceptions returned for touchdown (4). Over the span of his three seasons coaching Tennessee's secondary (2009-11), the Titans were second in the NFL in average passing yards/completion (10.55).

Robertson played 12 NFL seasons after being drafted out of Iowa State in the fourth round by the Houston Oilers in 1991. He played his

first 10 seasons in Houston/Tennessee and finished his career with Seattle (2001-02). Robertson's NFL career was highlighted by All-Pro seasons in 1993 and 1997. He played in 157 games (144 starts) with 851 tackles, 24 interceptions and 1.5 sacks.


After Robertson's playing career ended with the Seahawks, he returned to the Titans as their Director of Player Development (2003-06). He spent the next four years assisting players with their career transition into and out of the NFL through continuing education, financial education and dealing with family matters through player programs. Robertson and his staff won the Winston and Shell Award in 2006 for their innovation and commitment to player development in the NFL.

Robertson was inducted into the Iowa State Athletic Hall of Fame in 2009, where he starred as a cornerback and totaled 257 tackles, six interceptions and nine forced fumbles during his four-year career.

A native of Pasadena, Calif., Robertson (10/2/69) and his wife, Holly, have three children: Morgan, Milan and Marcus Andrew.

ROBERTSON'S BACKGROUND

Detroit Lions	2012-
Defensive Assistant/Secondary	2012-
Tennessee Titans	2007-11
Secondary	2009-11
Assistant Secondary	2007-08



EVAN ROTHSTEIN
Quality Control/
Special Teams
Years with Lions: 1
Years in NFL: 1

Rothstein joined the Lions coaching staff this past offseason as a quality control/special teams coach. He will be responsible for opponent film breakdown and self-scouting in addition to assisting with all aspects of special teams.

Rothstein comes to Detroit after spending the past two seasons as the offensive quality control coach for the Syracuse University Orange football program.


Rothstein started his coaching career as an undergraduate student for the SUNY Cortland Red Dragons where he served as the student assistant offensive line coach, quality control, and director of video operations from the fall of 2006 to the spring of 2009.

For the fall of 2009, Rothstein interned with the Syracuse University football video operations department before returning briefly to SUNY Cortland as their offensive line coach for the spring of 2010. He returned to the Syracuse University football staff as their offensive quality control coach in July of 2010.

The Merrick, NY, native attended Bellmore John F. Kennedy High School, earning recognition as a National Football Foundation and College Hall of Fame Scholar Athlete for the Cougars. Rothstein graduated SUNY Cortland with a bachelor of science in sport management in 2009. He has a fiancé, Carol.

ROTHSTEIN'S BACKGROUND

Detroit Lions	2012-
Quality Control/Special Teams	2012-
University of Syracuse	2010-11
Quality Control	2010-11
SUNY Cortland	2010
Offensive Line	2010



KYLE VALERO

**Offensive
Quality Control**
Years with Lions: 3
Years in NFL: 3

Valero enters his third season as the Lions offensive coaching assistant after joining the staff during the 2010 offseason. In addition to opponent film breakdown and self scouting, he assists with coaching the wide receivers during practice

Before coming to Detroit, Valero spent the previous two seasons with the coaching staff at Florida State. He served as an Offensive Student Assistant in 2008 and then became the Offensive Graduate Assistant for the 2009 season. Valero was set to be the Seminoles' Offensive Quality Control Coach for 2010 before leaving for the NFL.

Valero got his first coaching experience with the Tampa Bay Buccaneers during the 2002-2003 seasons. While his primary responsibility was helping with Special Teams, he also assisted two future head coaches – Steelers Head Coach Mike Tomlin and former Buccaneers Head Coach Raheem Morris – with the defensive backs throughout training camp.

VALERO'S BACKGROUND

Detroit Lions	2010-
Offensive Quality Control	2012
Offensive Coaching Assistant.....	2011
Assistant to the Defensive Coaching Staff	2010
Florida State University	2008-09
Offensive Graduate Assistant.....	2009
Offensive Student Assistant.....	2008



TIM WALTON

**Secondary/
Third Down Package**
Years with Lions: 4
Years in NFL: 4

Tim Walton joined the Lions as secondary coach in 2009. Before coming to Detroit, he was the defensive coordinator at the University of Memphis (2008) and had additional responsibilities coaching the safeties. Throughout his 14-year collegiate coaching career, Walton coached 13 players who were eventually drafted into the NFL, including five first round picks (Patriots S Brandon Merriweather, Seahawks CB Kelly Jennings, Giants CB Kenny Phillips, Redskins S LaRon Landry and Cardinals S Antrel Rolle) and four second round picks (S Idrees Bashir, WR/KR Devin Hester, S Michael Stone and CB Corey Webster).

LIONS COACHING HIGHLIGHTS

Walton coached a secondary that excelled in making big plays in 2011.

- Detroit's secondary accounted for 16 of the team's 21 interceptions in 2011 which was the most by a group of Lions defensive backs since 2005 (16).
- Of the unit's 16 interceptions in 2011, three were returned for touchdowns, the most by a Lions secondary since 2001 (3).
- Lions CB Chris Houston led the team with a career-high 5 interceptions for 225 yards and 2 touchdowns in 2011 and was second with 14 pass defenses. Houston was one of only three NFL players in 2011 with 2 interception returns for touchdowns.
- In 2010, CB Alphonso Smith, acquired from Denver at the end of the preseason, led the team with a career-high five interceptions including one for a touchdown.
- As a rookie in 2009, S Louis Delmas finished second on the team with 91 tackles. His other defensive tallies included: two interceptions (130 yds), eight passes defended, one sack and one fumble recovery. He became the only rookie in NFL history to record a safety (vs. GB 11/26), an interception return for a touchdown (Arz 12/20) and return a fumble for a touchdown (at NO 9/13) in the same season. Delmas led the defense with 84 tackles (62 solo) in 2010 despite playing most of the season with a groin injury. Prior to joining Memphis, Walton spent the previous four seasons

(2004-07) with the Miami Hurricanes. He was promoted to defensive coordinator in February of 2007 and helped propel the defense to a national ranking of 33rd in total defense. In his first three seasons at Miami, he coached the defensive backs and the Miami secondary ranked in the top 10 nationally in pass defense in 2004 (ninth) and 2005 (first).

In 2005, Walton's pass defense led the nation, allowing only 152.17 yards per game, and featured All-Americans safety Brandon Meriweather and cornerback Kelly Jennings as well as Freshman All-American Kenny Phillips.

Walton was at LSU in 2003 and his defensive backs were a key factor in the Tigers earning the 2003 BCS National Championship and a Southeastern Conference title. The LSU defense ranked among the nation's top three in four-of-five major defensive statistical categories: total defense (first, 252.0 yards per game), scoring defense (first, 11.0 ppg), pass efficiency defense (second, 89.8 rating) and rushing defense (third, 67.0 yards per game). Additionally, LSU ranked 18th nationally in passing yardage defense (185.0 ypg) while leading the SEC in four of the five defensive categories, including a No. 2 ranking in the league in pass defense.

In his first stint with Memphis (2000-01), Walton coached defensive backs. In 2000, the Tigers ranked fifth in the nation in total defense (first in rush defense), allowing only 275 yards per game and placed in the top 15 nationally in passing and scoring defense. He left Memphis to coach defensive backs at Syracuse for the 2002 season.

Walton began his coaching career as a defensive graduate assistant at Bowling Green in 1995. He was promoted to running backs coach in 1996 and then moved to coach the defensive backs in 1999.

In addition to his collegiate coaching experience, Walton has had three summer internships with NFL teams. He spent the summer of 1998 serving as a defensive intern with the Chicago Bears, the summer of 2001 as a defensive intern for the Green Bay Packers and in 2004 with the Tampa Bay Buccaneers under current Pittsburgh Steelers Head Coach Mike Tomlin.

As a defensive back at Ohio State, Walton lettered four seasons and served as co-captain for the Big Ten champions in 1993. During his time with the Buckeyes, OSU went to four bowl games, including the Liberty Bowl in 1990. He earned his bachelor's degree in sociology from OSU in 1994.

Walton and his wife, Tracy, have three children: Trei, Timia and Tyler.

WALTON'S BACKGROUND

Detroit Lions	2009-
Secondary/Third Down Package.....	2012
Secondary	2009-11
Memphis	2008
Defensive Coordinator.....	2008
Miami (Fla.)	2004-07
Defensive Coordinator.....	2007
Defensive Backs	2004-06
Louisiana State	2003
Defensive Backs	2003
Syracuse	2002
Defensive Backs	2002
Memphis	2000-01
Defensive Backs	2000-01
Bowling Green	1995-99
Defensive Backs	1999
Running Backs	1996-98
Defensive Graduate Assistant	1995

**JEREMIAH
WASHBURN****Assistant
Offensive Line
Years with Lions: 4
Years in NFL: 11**

Jeremiah Washburn joined the Lions coaching staff as the assistant offensive line coach in 2009. Before coming to Detroit, he had spent six seasons working in the Baltimore Ravens player personnel department. Washburn was the Ravens' area scout for the Southwest from 2005-08 and covered schools from the Big 12, SEC, WAC and Conference USA. He also assisted with the acquisition of rookie free agents following the draft.

LIONS COACHING HIGHLIGHTS

Detroit's offensive line continues to be one of the top pass protecting lines in the NFL for an offense that has passed more than any other team the past three seasons (1,884 pass attempts).

- Over the past two seasons, Detroit has allowed 63 sacks (10th best in the NFL) while having the second most pass attempts (1,299) in the NFL. Their sacks-per-pass-play percentage during that span is 4.6 pct (7th best in the NFL).

During his first two years in Baltimore (2003-04), Washburn was a player personnel assistant. He assisted in pro scouting, including some advance scouting of opponents, unrestricted free agents, NFL Europe and other free agents, and he also assisted the college scouting director in preparation for the NFL Draft.

In 2002, Washburn entered the NFL as a football operations assistant with the Carolina Panthers.

Washburn was a three-year guard at the University of Arkansas. He was an international economics major and was a graduate assistant for the Razorbacks' athletic department while he earned his MBA.

Washburn and his wife, Susan, have two daughters, Ally and Megan, and a son, Drew.

WASHBURN'S BACKGROUND

Detroit Lions	2009-
Assistant Offensive Line	2009-
Baltimore Ravens	2003-08
Area Scout	2005-08
Player Personnel Assistant	2003-04
Carolina Panthers	2002
Football Operations Assistant	2002
Arkansas	2000-01
Graduate Assistant	2000-01

**GEORGE
YARNO****Offensive Line
Years with Lions: 4
Years in NFL: 5**

George Yarno enters his fourth season as Detroit's offensive line coach. Prior to joining the Lions' coaching staff, Yarno spent the 2008 season as the assistant offensive line coach with Tampa Bay after spending 17 years at the college level working with the offensive line.

LIONS COACHING HIGHLIGHTS

Detroit's offensive line continues to be one of the top pass protecting lines in the NFL for an offense that has passed more than any other team the past three seasons (1,884 pass attempts).

- On 702 pass plays in 2011 (most in the NFL), Detroit allowed 36 sacks for a sacks-per-pass-play percentage of 5.1 (10th best in the NFL).
- Over the past two seasons, Detroit has allowed 63 sacks (10th best in the NFL) while having the second most pass attempts (1,299) in the NFL. Their sacks-per-pass-play percentage during that span is 4.6 (7th best in the NFL).
- In 2010, Detroit finished with a sacks-per-pass play percentage of 4.09, which was the third-lowest sacks per pass play percentage allowed by the Lions since 1960.

From 2003-07, Yarno worked at his alma mater, Washington State, in his second stint as the school's offensive line coach. During the 2003 season, he guided All-Pac-10 selections Josh Parrish (first team) and Calvin Armstrong (honorable mention) to become 2003 Holiday Bowl champions. Yarno began his coaching career with the Cougars from 1991-94.

Over the course of his 17-year college coaching career, Yarno served as an offensive line coach at both LSU (2001-02), helping the team win an SEC title (2001) and at Arizona State (2000). Yarno also served as an assistant head coach/offensive line coach at Houston (1998-99) and as an offensive coordinator/offensive line coach at Idaho (1995-97).

Prior to coaching, Yarno was a two-time Pac-10 conference honoree as a defensive lineman at Washington State (1975-79). In 1979 he signed as a free agent with Tampa Bay where he played for five years (1979-1983). Yarno later joined the Denver Gold of the upstart USFL (1984-85) before returning to the Buccaneers (1985-87). Yarno finished out his NFL playing career with Atlanta (1988), Houston (1989) and Green Bay (1990).

Born August 12, 1957, Yarno and his wife, Cindy, have three children, Josh, Adrianne and George.

YARNO'S BACKGROUND

Detroit Lions	2009-
Offensive Line	2009-
Tampa Bay Buccaneers	2008
Assistant Offensive Line	2008
Washington State	2003-07
Offensive Line	2003-07
Louisiana State	2001-02
Offensive Line	2001-02
Arizona State	2000
Offensive Line	2000
Houston	1998-99
Assistant Head Coach/Offensive Line	1998-99
Idaho	1995-97
Offensive Coordinator/Offensive Line	1995-97
Washington State	1991-94
Offensive Line	1991-94



**JAMES
HARRIS**
Senior Personnel
Executive
Years with Lions: 4

James Harris joined the Lions player personnel department after spending six seasons (2003-08) as the Jacksonville Jaguars Vice President of Player Personnel. While directing the Jaguars player personnel area, he oversaw all player acquisitions, including: college draft, free agency, undrafted player signings and the scouting of players on other professional leagues.

Known affectionately as "Shack," Harris has 37 years of NFL experience, with the past 25 years working in player personnel and scouting.

Harris originally began his front office career in 1987 when he joined the Tampa Bay Buccaneers as a scout, a position he would hold for six years (1987-92). He then moved on to the New York Jets and served as the team's assistant general manager from 1993-96. In 1997, Harris was named the director of pro personnel for the Baltimore Ravens. He was a member of the Ravens' player personnel department from 1997-2002, and he earned a Super Bowl ring with the Ravens as the team claimed a world championship with a victory in Super Bowl XXXV.

In 1969, Harris was drafted by Buffalo in the eighth round of the draft—an achievement of its own right since he was just one of a few blacks ever drafted at quarterback at the time. He would play for the Bills from 1969-71, and he would become the first black in NFL history to open the season as a starting quarterback. Harris then played for Los Angeles from 1973-76. While with the Rams, he was the Pro Bowl MVP in 1975 after throwing two touchdowns in a 14-13 win over the AFC. In 1976, he led the NFC with an 89.8 passer rating, which included a 436-yard outing against the Miami Dolphins. He concluded his career in San Diego where he played for the Chargers from 1977-81.

Harris has also impacted the community through the Shack Harris Doug Williams Foundation, which is a non-profit, tax-exempt organization dedicated to creating opportunities for economically disadvantaged youth. The foundation, established in 2005 with fellow NFL quarterback pioneer and Grambling State alumnus Doug Williams, provides grants for after-school initiatives, leadership development, mentoring programs and minority higher education assistance.

Harris' front office work has been recognized by numerous organizations. For two years in a row (2003 and 2004), he was one of the top-50 most influential minorities in sports by Sports Illustrated, and in 2005 he received recognition as one of "the most powerful African Americans in sports" by Black Enterprise. In March 2006, he was awarded the Fritz Pollard Alliance's Paul "Tank" Younger Award that recognized his efforts to level the playing field and improve life for minorities. In February 2007, William Rhoden featured Harris as a member of the Field Generals in ESPN's "Third and a Mile: The Trials and Triumphs of the Black Quarterback." Last year, Harris received the Onyx Awards Achievement in Sports by Onyx Magazine.

Prior to being drafted in 1969, Harris played for one of college football's most legendary coaches, Eddie Robinson, at Grambling State. During each of his four seasons (1965-68), the Tigers won or shared the SWAC title. He was named MVP of the 1967 Orange Blossom Classic and was named Pittsburgh Courier Player of the Year in 1968. As a legendary athlete and quarterback at Carroll High School in his hometown of Monroe, La., Harris received two-time All-State honors as he led Carroll to two unbeaten seasons and a state title.

Harris and his wife, Vickie, have two sons, James and Aaron, and two daughters, Felicia and Ashley.



**SHELDON
WHITE**
Vice President of
Pro Personnel
Years with Lions: 16

Sheldon White is entering his 16th season with the Lions. He was promoted to Vice President of Pro Personnel April 30, 2009. During his first three years in the Lions personnel department, White fulfilled a myriad of roles: in 1997 as the team's BLESTO area scout, in 1998 as an area scout and in 1999 working in both the college and pro scouting areas before becoming Director of Pro Personnel in 2000.

In his current capacity as Vice President of Pro Personnel, White is involved in all player personnel matters and remains in constant communication with general manager Martin Mayhew, president Tom Lewand and head coach Jim Schwartz, as well as agents, the coaching staff, trainers, the media department, equipment managers, and the finance department regarding personnel transactions. He heads a team of personnel scouts that are responsible for evaluating all of the players in the National Football League, including the current Lions roster, and is also in charge of tryouts and visits for potential additional signings. White runs the free agent meetings, plays a key role in free agency and is an integral part of the draft process. He is also involved with the negotiating process, providing detailed reports on pro and college prospects, and has negotiated high round draft choices and selected free agents. Additionally, White runs a scouting internship program for prospective scouts during training camp and is in charge of the seasonal interns. Finally, he is responsible for the Lions' official daily transactions and ensures that the team is in compliance with the NFL Player Personnel rules and regulations.

In 2012, White was a recipient of the Johnnie Cochran Salute to Excellence award, alongside 5 general managers, 2 head coaches and former commissioner Paul Tagliabue. The awards were given to Tagliabue and some front office executives from high achieving teams during the 2011 season.

In 2004, White completed the NFL's career development program at Stanford's Graduate School of Business.

White, a Lions defensive back from 1990-1992, initially re-joined the organization in '97 as a BLESTO scout after coaching wide receivers at his alma mater, Miami (Ohio) from 1994-96. That post followed a six-year NFL playing career in which White also saw action for the New York Giants in 1988-89 and the Cincinnati Bengals in 1993.

A native of Dayton, OH, White was a four year starter at Miami (Ohio) from 1984-87, and was named to their first team All-Century team. He earned first team All-MAC and honorable mention All-American honors in 1986-87 and served as a key contributor to the school's MAC title in '86.

In 1988, he was selected by the Giants in the third round (62nd overall) of the NFL Draft, and was named to the All-NFL Rookie first-team by College & Pro Football Weekly. White was also named the team's Rookie of the Year after leading the club with four interceptions. Following a two-year stint in New York, White signed with the Lions. He played three seasons in Detroit and was an integral part of the 1991 team that won the NFC Central title and advanced to the NFC Championship game. White then signed as an unrestricted free agent with the Bengals, where he spent the '93 campaign, before entering the coaching ranks at Miami (Ohio) in 1994.

In July 2004, White began serving as a member of the Business Advisory Council Executive Committee of the Richard T. Farmer School of Business at his alma mater, Miami University.

White graduated from Miami with a bachelor of science degree in Business, majoring in Finance. He and his wife, Amy, have four children: sons Sheldon II, Jordan, and Cody, and a daughter, Lacy.



SCOTT McEWEN

**Director of
College Scouting**
Years with Lions: 26

Scott McEwen is now in his 26th season working in the Lions' personnel department. He manages the college side of the team's scouting department, and he is a key cog in the team's evaluation of college players throughout the country. McEwen plays an integral role in the team's planning and preparation for the annual college selection meeting.

McEwen is the team's elder statesman among the members of the player personnel department, having been a member of the scouting staff for the longest period of time. He originally joined the organization in 1987.

A 1980 graduate of West Liberty State (W.V.), McEwen began his tenure with the Lions as an area scout after spending two seasons working for the BLESTO Scouting Service. Prior to his scouting career, the East McKeesport, Pa., native served as the defensive line coach at his alma mater from 1980-81, and later coached four seasons at Duquesne University (Pittsburgh, Pa.).

McEwen and his wife, Colleen, reside in Pittsburgh, Pa., and have four sons: Scott Jr., Matthew, Patrick and Michael.



MILLER McCALMON

**Assistant Director of
Pro Personnel**
Years with Lions: 4

Miller McCalmon joined the Lions player personnel department in 2009 and has 35 years of experience in the NFL as a scout, coach and administrator. From May 2000-May 2007, McCalmon was the Houston Texans' associate director of pro scouting. McCalmon previously was a college scout with the Washington Redskins for 10 years, and during the 1999 season he worked with General Manager Martin Mayhew who was an intern in the Redskins scouting department.

From 1988-89, McCalmon served as a scout for BLESTO, the national scouting combine that represents 12 NFL teams.

Prior to his stints as a scout in the NFL, McCalmon served in several coaching capacities. From 1986-87, he was an assistant coach with the Houston Oilers and was in charge of special teams and tight ends. Before spending a year (1985) in private business, he worked with the Buffalo Bills from 1980-84. For three years (1980-82), he was on special assignment with the Bills under Head Coach Chuck Knox before working as special team's coach under Kay Stephenson (1983-84). From 1978-79, he was an administrative assistant for defensive planning for Head Coach Ted Marchibroda and the Baltimore Colts. He originally broke into the NFL as a personnel scout for Head Coach George Allen and the Redskins from 1976-77.

Before entering the pro ranks, McCalmon was the head coach at Erie (Colo.) High School from 1973-75. McCalmon was a graduate assistant at Colorado State from 1971-72. He began his coaching career as a graduate assistant at Tulsa in 1970 while he earned his master's degree in educational administration.

McCalmon is a native of Denver, Colo., and he and his wife, Georgia, have three daughters: Piper, Katherine and Jennifer. They also have six grandchildren: Sabina, Noel, Ana, Brooklyn, Caroline and Elijah.



CHARLIE SANDERS

**Assistant Director of
Pro Personnel**
Years with Lions: 24

Long-time Lions' player and coach, Charlie Sanders rejoined the club in a scouting role February 18, 1998. He was promoted to Assistant Director of Pro Personnel March 1, 2000 after serving the previous two seasons as a pro scout. Sanders compiles reports and evaluations on upcoming Lions' opponents and players throughout the league and aids in preparation for the NFL Draft.

Sanders is a member of the Pro Football Hall of Fame Class of 2007 and is only the seventh tight end in NFL history to be enshrined into the Pro Football Hall of Fame.

Overall, Sanders has spent 39 years affiliated with the Detroit Lions organization, including 10 years as a player (1968-77), seven as a broadcaster (1983-88, 1997), eight as a coach (1989-96) and the last 14 as a player personnel scout (1998-10).

After eight years on the Lions' coaching staff (tight ends in 1989-90 and wide receivers in 1991-96), Sanders spent the 1997 season as a radio broadcaster on the team's flagship station, WXYT. That assignment added to a radio broadcast resume that includes time as the club's color commentator from 1983-88.

One of the best tight ends of his era, Sanders caught 336 passes (fifth on the team's all-time list) during his 10-year career (1968-77) for 4,817 yards. He appeared in seven Pro Bowls, was twice named All-Pro and missed only 12 games during his career.

Drafted by the Lions in the third round from the University of Minnesota in 1968, Sanders was the only rookie that season selected to play in the Pro Bowl and he finished second to then-teammate Earl McCullough for NFL Rookie of the Year honors. He was inducted into the Michigan Sports Hall of Fame in 1990, the North Carolina Sports Hall of Fame, his native state, in 1997 and the Guilford County Sports Hall of Fame in 2005.

Sanders and his wife, Georgianna, have nine children - Mia, Charese, Mary Jo, Georgianna, Charlie Jr., Nathalie, Tallisa, Wayne and Jordan. Daughter Mary Jo was a professional boxer and a six-time world champion and his son Wayne played football for Saginaw Valley State University.



LANCE NEWMARK

**Assistant Director of
College Scouting/National Scout**
Years with Lions: 14

Lance Newmark enters his 14th year in the Lions player personnel department and his fifth as Assistant Director of College Scouting. Newmark, 37, continues to evaluate prospects as a National Scout, and has added responsibilities within the club's college scouting effort.

Newmark's time with the Lions began in 1998, assisting the player personnel department with various pro and college scouting assignments during the season and in preparation for the 1999 NFL Draft. Newmark was officially hired as a personnel scout on May 1, 1999. Newmark worked six seasons in that role before being promoted to National Scout in 2005.

Raised in La Mesa, California, Newmark played wide receiver for two years at San Diego Mesa College, before transferring to the University of San Diego for one year, where injuries ended his playing career. Newmark holds a degree in social sciences.

Prior to his time with the Lions, Newmark worked two years for the San Diego Chargers as a staff assistant.

Newmark and his wife, Jennifer, reside in Commerce Township, Michigan with their daughters Laci, Kendall and Ava.

**CARY
CONKLIN****Regional
Scout**
Years with Lions: 4

Cary Conklin, who serves as the team's West Coast regional scout, brings both scouting and coaching experience to the team's player personnel department. From 2006-08, Conklin was a scout for the St. Louis Rams and was a scout for the Washington Redskins in 2003. As a coach, Conklin coached quarterbacks at Eastern Michigan from 2000-01 and was the wide receivers coach at the University of Washington in 1998. He began his coaching career at Washington where he was a student assistant and worked with quarterbacks from 1996-98.

In 1990, Conklin was a fourth-round pick at quarterback by the Washington Redskins in the NFL Draft. He played for the Redskins from 1990-94 and with the San Francisco 49ers in 1995. Conklin was a teammate of Mayhew with the Redskins during the 1990-92 seasons.

In college, Conklin set numerous passing records for the Washington Huskies. He was recruited to play for the Huskies after being named Washington's Gatorade Player of the Year while attending Eisenhower High School in Yakima, Wash.

Conklin is married to wife, Demetra, and has two daughters, Cosette and Violet, and a son, Canon.

**CHAD
HENRY****Regional
Scout**
Years with Lions: 15

Chad Henry, one of the team's regional scouts who evaluates college talent throughout the year, enters his 15th year working full-time in the Lions' player personnel department and 16th year overall in the organization. He originally served as the team's BLESTO scout before being promoted to area scout in 2000.

Henry possesses a variety of experience, both in coaching and scouting at all levels of football. Before being hired full-time in 1998, he spent a year as an intern in the Lions' personnel department and assisted in numerous capacities in both college and pro scouting. He also served as a personnel and coaching staff assistant for the San Diego Chargers during training camp in 1996. Among Henry's coaching stops were at his alma mater, Indiana (Pa.) Area Senior High School in the Fall of '97, and as a scholastic level summer league baseball coach in 1996-97. He is also active with the western PA-based charitable organization The Homeboys Foundation, including coaching at their annual free football camp for youth ages 6-18.

Although side effects from a bout with cancer during high school ended Henry's playing career prematurely, he continued in football as a student assistant at Penn State from 1991-93. He was also an undergraduate assistant coach and recruiting assistant at Indiana University of Pennsylvania upon transferring there in the spring of 1994.

In May 1996, Henry received his bachelor degree from Indiana University of Pennsylvania in English. He completed his master's work in labor and industrial relations from the same school in May 1998.

Henry, and his wife, Holly, reside in Pittsburgh, Pa. They have three children: Leah, Madeline, and Trent. Henry's father, Jack, coached the Lions' offensive line from 1997-99, and retired in 2009 after a 40 year coaching career.

**JOE
KELLEHER****BLESTO
Scout**
Years with Lions: 2

Joe Kelleher joined the Lions in June, 2011 and enters his second season with the team. He serves as the team's BLESTO scout.

Kelleher joined the Lions' Player Personnel Department having worked most recently as a scouting assistant for National Football Scouting and the National Invitational Camp (NFL Combine). After his hiring by National Football Scouting in November 2009, Kelleher assisted in several aspects of the organization's operations, including the review of scouting reports, overseeing daily management of the NFL Medical Database website and assisting in the preparation and operations of the NFL Combine held annually in Indianapolis.

Earlier that year, Kelleher served a six-month internship as a scouting intern for BLESTO Scouting.

In 2008, Kelleher interned for the Lions Football Operations Department, and he assisted with the team's training camp logistics, team travel and other aspects of the team's day-to-day football operations. He previously interned with the New York Giants Pro Personnel Department during training camp in 2007.

Kelleher attended Butler University and played offensive tackle and tight end for the Bulldogs football team. Kelleher graduated from Butler with a bachelor's degree in business-marketing. He went on to earn a master's of business administration and a master's of sports administration from Ohio University.

Kelleher is a native of Potomac, Maryland and currently resides in Indianapolis, Indiana.

**ROB
LOHMAN**
**College Scouting Coordinator/
Regional Scout**
Years with Lions: 6

Rob Lohman enters his sixth season with the Lions. He serves as the team's college scouting coordinator, handling various administrative duties within the college scouting department, and is also a regional scout.

He originally joined the player personnel staff in May 2007 and had a variety of responsibilities in both college and pro scouting, including serving as the team's advance scout during his first season.

Previously, Lohman spent six years with the Houston Texans, and was a member of the organization before it began play in the NFL in 2002. From 2004-06, he served as the team's northeast regional scout, and was the team's pro administrator from 2002-03. Additionally in 2003, he handled all the team advance scouting duties. Lohman joined the Texans in 2001 as a scouting intern.

Before entering the NFL ranks in 2001, he was a graduate assistant at Syracuse University, where he earned his master's degree in higher education.

In 1998, Lohman was a special teams and recruiting assistant at Hofstra.

Lohman graduated from the University of South Carolina, where he earned a bachelor degree in sports management and worked with the Gamecock's football program as an undergraduate recruiting assistant. He and his wife, Mari, have a son, Brenden.



SILAS MCKINNIE

**Regional
Scout**
Years with Lions: 10

Silas McKinnie enters his 10th season as personnel scout with the Lions. Prior to joining the club in 2003, McKinnie spent five NFL seasons (1997-2002) as a regional scout with the Minnesota Vikings.

Before joining the Vikings, McKinnie concluded a 20-year career as a college basketball coach, including a three-year stint as an assistant coach for the University of Miami (1994-96).

McKinnie played football at the University of Iowa from 1965-67, where he earned All-Big 10 honors as a running back. He graduated in 1968 with a bachelor's degree in speech and dramatic arts. Following graduation, McKinnie played five seasons of professional football with the Saskatchewan Rough Riders of the Canadian Football League (1968-71, '73). He signed with the St. Louis Cardinals in 1972, but played the season with the Atlanta Falcons and the Kansas City Chiefs.

Silas Anthony McKinnie was born in Detroit. He attended Robichaud High School in Dearborn, Mich., where he earned all-state honors in both football and basketball. He has a daughter, Ixchel, and a son, Lance.



DAVE SEARS

**Regional
Scout**
Years with Lions: 6

Dave Sears joined the team as a regional scout in May 2007 after spending seven seasons with the Houston Texans organization. He joined the Texans' personnel department in May 2000 to scout the central region.

Prior to his stint in Houston, Sears spent three seasons (1997-2000) working with Washington's scouting department. He started with the Redskins as an intern in January 1997 and was hired as their scouting administrator in May. Sears was promoted as the Redskins' BLESTO scout in May of 1998. He also spent time interning for the Springfield Falcons in the American Hockey League.

Sears earned a bachelor degree in sports management from Springfield (Mass.) College and he was a four-year linebacker for Springfield's football team. He attended Hauppauge High School in his hometown of Hauppauge, N.Y., and lettered in football, basketball and lacrosse.

Sears is married to wife, Nancy and together they have a daughter, Delaine.



DAVE UYRUS

**National
Scout**
Years with Lions: 13

Dave Uyrus joined the Lions' personnel department as an area scout in June 2000, and 2011 marks his 13th season with the club. Prior to joining the club's scouting staff, Uyrus spent seven years (1994-2000) with New England. He started as their assistant director of pro scouting (1994-96) and then was director of pro scouting for three years (1997-99). Uyrus worked as a national scout for the Patriots in 2000.

Uyrus has been coaching and scouting in the collegiate and professional ranks for nearly 40 years, beginning with his first job in 1974 as freshman coach of his alma mater, Middlebury College. In 1975 he coached the varsity tight ends at Brown University and the following year he was an assistant coach at Lee High School in Lee, Massachusetts. He then joined Dick MacPherson's staff at

Massachusetts as a graduate assistant in 1977-78 before moving on to American International in 1979 and Merchant Marine Academy in 1980.

Following those stints, Uyrus then re-joined MacPherson's staff at Syracuse in 1981. He spent 10 seasons (1981-90) with the Orangeman, six as the tight ends and special teams coach (1985-90). He moved into the professional ranks after MacPherson was named the head coach of the Patriots in 1991. He spent the 1991-92 campaigns as the Patriots' assistant defensive line and special teams coach before coaching the tight ends and special teams at Cornell in 1993.

As a player, Uyrus earned honorable mention Little All-American, All-ECAC and All-New England Small College honors as a junior at Middlebury.

He and his wife, Heidi, have two daughters: Haley and Gwendolyn.



CEDRIC SAUNDERS

**Vice President of
Football Operations**
Years with Lions: 7

Cedric Saunders is in his seventh year with the Lions and was named vice president of football operations September 24, 2008. In 2007, Saunders was promoted to director of football operations in his second season with the club. He came to Detroit after spending the previous five seasons with Tampa Bay.

Saunders works closely with Executive Vice President of Football Operations and General Manager Martin Mayhew and oversees the team's football operations, including the coordination of the year-round football calendar. Among his football operations duties, Saunders oversees the Lions' player development department, video department, equipment operations, team travel, athletic training staff, strength and conditioning, cafeteria operations, security department and human resources. Along with the coordination of those departments, he handles the annual budgets for the coaching staff, coaching support staff and player personnel department.

He also assists with player personnel, including the development of the team's roster, college scouting and on-campus visits and pro talent evaluation. Saunders plays a role in the coordination of the team's free agency and draft agenda, including free agent and draft eligible visits.

Each season, Saunders is responsible for interviewing and hiring coaching interns as part of the NFL Minority Coaching Program.

In addition to his various football operations responsibilities, he also assists with contract negotiation.

While directing the player development department in Tampa Bay, Saunders helped get players involved in continuing education programs, off-season internships and jobs to prepare for possible post-NFL careers. He was also the main contact between the players and the club's community relations department and encouraged player involvement in charities and community activities.

Prior to joining the Buccaneers, Saunders spent the previous two seasons as an area scout for the Kansas City Chiefs, evaluating college talent in the Midwest. A native of Sarasota, Fla., Saunders was in training camp for three seasons with Tampa Bay (1994-96), and saw action on both the practice squad and active roster in 1995 as a tight end and special teams player. He also played with the Scottish Claymores of NFL Europe in 1997.

A four-year starter at Ohio State, Saunders posted 68 career receptions for 853 yards for the Buckeyes. He recorded 27 catches and earned second-team All-Big 10 honors as a senior in 1993 and was an honorable mention selection as a junior.

Saunders and his wife, Bashi, have two daughters, Reegan and Charlie Bleu, and two sons, Cayden and Kai.



**DEAN
KLEINSCHMIDT**
Coordinator of
Athletic Medicine/
Athletic Trainer
Years with Lions: 6

Dean Kleinschmidt, who was hired in April 2007, has acquired over three decades of experience in the athletic medicine field, most of which occurred on the NFL level. Kleinschmidt, now in his sixth season with the Lions, oversees the team's athletic training and medical operations.

Kleinschmidt's distinguished career as an athletic trainer includes 39 years in the NFL and three seasons in Division I college athletics. Prior to joining the Lions, he completed three seasons (2004-06) as the head athletic trainer for Indiana University's football program.

Previous to his stint at Indiana, Kleinschmidt was the head athletic trainer for the Washington Redskins (2002-03). For a two-year period, he worked in the private sector as the administrative director at East Jefferson Hospital Wellness Center in Metairie, La. (2001-02).

For 31 years, Kleinschmidt served as an assistant (1969-70) and head athletic trainer (1971-99) for the New Orleans Saints. He was promoted to head athletic trainer in 1971, becoming the NFL's youngest ever head athletic trainer at the age of 24.

Kleinschmidt is a 1970 graduate from Indiana University where he earned a bachelor's degree in health and safety and a major in athletic training. His work has been well-recognized throughout his career, and he is an inductee in the Senior Bowl Hall of Fame (2008), Southeastern Athletic Trainers Association Hall of Fame (2007), New Orleans Saints Hall of Fame (2002), National Athletic Trainers Association Hall of Fame (1994) and the Louisiana Athletic Trainers Association Hall of Fame (1990).

In 2003, Kleinschmidt was awarded the National College Football Foundation Athletic Trainer of the Year, and he has received distinguished awards from Indiana University and the U.S. Sports Academy.

In 1986, he directed an athletic training department for the Saints that was named the NFL Athletic Training Staff of the Year.

In addition to his duties over the years, Kleinschmidt has coordinated all sports medicine efforts at the Senior Bowl All-Star Game in Mobile, Ala., since 1971. He also has served on the board of directors and as president, including three terms, of the Professional Football Athletic Trainers Society. During his career, Kleinschmidt has been a member of two NFL advisory committees to the Commissioner: Drugs of Abuse & Alcohol and Anabolic Steroids & Related Substances.

Dean and his wife, Marlene, have a son, Rhett, and a daughter, Morgan. Rhett, who played wide receiver at Indiana University, is now a weekend sports anchor and reporter for the NBC affiliate WHDH-TV in Boston. Morgan is a junior at Louisiana State University.



**AL
BELLAMY**
Athletic
Trainer
Years with Lions: 12

Al Bellamy enters his 12th season as athletic trainer. In his role, Bellamy helps manage the team's athletic training staff and works closely with the team's physicians.

Bellamy arrived in Detroit following 13 years as assistant trainer with the Washington Redskins. Bellamy began working with the Redskins in 1988 and was a member of the team's medical staff when Washington won Super Bowl XXVI.

In 2009, Bellamy also served on the Gatorade Advisory Board.

Prior to joining the Redskins, he served a two-year stint as an assistant athletic trainer with the University of Miami (Fla.) football team (1986-87). During this span, he worked with the Hurricanes' program that claimed the 1987 National Championship and included former Lions' safety Bennie Blades and wide receiver Brett Perriman. That assignment was his first full-time job and came after he had

earned his master's degree in physical education (emphasis on sports medicine) from Syracuse.

Before obtaining his master's from Syracuse, Bellamy attended Michigan State as an undergraduate and received his bachelor's degree in health education in 1984. While at MSU, he began working in the NFL when he served training camp internships with both the St. Louis Cardinals and San Francisco 49ers.

Prior to attending Michigan State, Bellamy attended Archbishop John Carroll High School in Washington, DC. In recognition of Bellamy's career in athletic training, the school's annual Student Athletic Trainer and Manager of the Year Award is named in his honor.

He and his wife, Sharon, reside in Northville, Mich., with their son, Chase, and daughter, Ashley.



**BILL
KEENIST**
Senior Vice President of
Communications
Years with Lions: 28

Bill Keenist embarks upon his 28th year within the Lions' organization. In 2001, he was promoted to the post of senior vice president of communications. Keenist is the team's chief spokesman on organizational matters.

Along with leading the team's communications initiatives and operations, and he also works closely with other team business initiatives, including broadcasting, community affairs, digital media, marketing, sales and tickets.

For seven years prior, Keenist served as a team vice president supervising the areas of communications, broadcasting and marketing. In 1994-95, Keenist directed the team's launch of several in-house media programs, including: a team television show, radio shows, a state-wide preseason TV and highlight show network, team newspaper, magazine and Internet site. Many of those entities are still in operation today.

Keenist has over the years assisted in the negotiations of broadcast contracts for local radio and TV, most recently including the Lions' radio deal in 2005 when the Lions renewed their relationship with Infinity Broadcasting by inking a new five-year deal that includes greater presence on the team's flagship station, 97.1 FM, and other auxiliary programming.

In 1997, Keenist directed a restructuring of the Lions' ticket office, which included the establishment of both telemarketing and group sales departments. In the season prior to these changes, the season ticket base had fallen to near 30,000. In 2002, the first year at Ford Field, the Lions sold out their regular season ticket packages and, for the first time, have a waiting list for prospective season ticket buyers.

Keenist has been with the Lions since 1985 when he was hired as assistant public relations director. In 1987 he was named director of public relations, a position he held until his appointment as director of marketing, broadcasting and communications in 1991. He held that position until 1994 when he was promoted to vice president for administration and communications.

In 1981, Keenist's NFL career began when he worked for the Washington Redskins as a public relations assistant. He was a member of the Redskins staff when the team won Super Bowl XVII in 1983 over Miami. He also served as the Redskins' director of promotions in 1983.

After leaving the Redskins, Keenist returned home to the Pittsburgh area where he was the public relations director for the Pittsburgh Maulers of the United States Football League in 1984. After the Maulers' one season in the USFL, Keenist served as the sports public relations director for the Pittsburgh Civic Arena, where he worked primarily with the Pittsburgh Penguins.

Keenist's talents have been recognized around the NFL. For Super Bowls XXIV through XXVIII he had the honor of being selected a public relations co-captain, which involves the coordination of all media-related activities at the Super Bowl. In all, he has worked a total of 19 Super Bowls for the NFL. In the past, he has served on the following NFL PR/Marketing Committees: Broadcasting; Governmental Affairs and Insider Magazine. Keenist has been the PR Chairman of the NFL Central division and Chairman of the Public Relations Special Projects Committee.

In 2002, Keenist was honored by the Detroit Sports Broadcasters Association with the "Best of the Best" award, which annually honors the top sports public relations person in the Detroit media market.



In 2003, the Lions' 2002 club seat ticket commercial, produced by Keenist, was nominated for an EMMY, a first for any Lions' production.

Also among Keenist's accomplishments, he served as a member of Detroit's Super Bowl XL Communications Task Force Committee, and played a key role in the organization's public relations efforts during several Super Bowl XL related events.

Keenist holds a master's degree in sports administration from Ohio University. He also received his bachelor degree in journalism from Ohio and was a recipient of a Sports Administration Scholarship from the NFL in 1981. As sports editor of The Ohio University Post in 1980, his sports section was named the Best College Sports Section in America by a national panel of sportswriters and columnists, an honor for which he received a post-graduate scholarship.

He then served a graduate internship at Duke University where he worked in the athletic department.

In 2004, Keenist was inducted into the Elizabeth Forward High School Hall of Fame in his hometown of Elizabeth, Pa., and was a member of the school's Class of 1976.

In 2006, Keenist was awarded a medal of merit by Ohio's Alumni Association, which annually honors alumni who have distinguished themselves in their respective professions.

Keenist, 54, lives in Oxford with his wife Cindy and their three children: sons, Billy and Christopher, and daughter, Lindsay. He is an active member of Oxford High School's Athletic Boosters, a member of the Oxford School District Strategic Planning Committee and serves on Oxford's School Board.

Both sons, Billy and Christopher, played for the Bulldogs football program at Adrian (Mich.) College.



ELIZABETH PARKINSON

**Senior Vice President of
Marketing and Partnerships**
Year with Lions: 1

Elizabeth Parkinson joins the Lions senior management staff as senior vice president of marketing and partnerships. Parkinson will oversee marketing, promotions, corporate partnerships, community relations and digital media, and she will work closely with broadcasting, guest services and youth football.

Prior to joining the Lions, Parkinson served as the senior vice president of marketing and communications for the Michigan Economic Development Corporation, reporting to MEDC President Michael Finney and Governor Rick Snyder. The MEDC serves as the state's marketing arm and lead agency for business, talent and jobs, tourism, film and digital incentives, arts and cultural grants, and overall economic growth.

In her role at the MEDC, she directed all business and consumer marketing and communications, which included oversight of Travel Michigan, media relations, advertising, events, web development and graphics. She had direct oversight of the award-winning Pure Michigan campaign.

Before joining the MEDC, Parkinson served as director of marketing and public relations for Ann Arbor SPARK, developing and implementing the organization's integrated marketing and public relations effort. Through aggressive public outreach and targeted advertising, along with the development of digital and social media tools, SPARK was recognized nationally under her leadership.

Parkinson also worked at Edelman Public Relations in Chicago, serving as executive vice president of the Creative Solutions group. She developed, coordinated and executed several creative campaigns for multi-national clients, including: Microsoft, Kraft, KFC, Pizza Hut, FTD, Case IH, Allstate, Abbott, Pfizer, Fuji Film, Mexico Ministry of Tourism, Illinois Board of Tourism, Bacardi, Underwriters Laboratories and Whirlpool.

As a graduate from Alma College, Parkinson holds a bachelor of arts degree in marketing and accounting from Alma College. She and her husband, Frank, have four children, Madeline, Isabella, Carmen and Frank. Parkinson has held numerous board positions including the Michigan Travel Commission, Michigan Council for Arts and Cultural Affairs, Washtenaw Economic Club and the Arts Alliance.



LUIS PEREZ

**Senior Vice President and
Chief Financial Officer**
Year with Lions: 2

Perez joined the Detroit Lions front office as senior vice president and chief financial officer in 2011 and now is in his second year with the organization. His role will consist of overseeing the club and stadium's financial, insurance, banking, information technology, business systems, retail store and purchasing operations. Perez reports directly to President Tom Lewand.

Before joining the Lions, he spent seven years as the managing director at Modell Ventures.

Perez comes to Detroit with over 12 years of financial related experience in the sports industry. He has served as the chief financial officer for the Baltimore Ravens (1998-2004) as well as controller for the New York Knicks and the New York Rangers (1997-98). Prior to joining the Knicks and Rangers, Perez was controller for the Philadelphia Phillies (1992-97). He began his career as a member of the international accounting firm of KPMG (1986-92), becoming a CPA in 1990.

In 1986, Perez graduated from the College of New Jersey with a B.S. in accounting. While at the College of New Jersey, he was a captain of the baseball team and was an Academic All-America nominee after his junior and senior years.


Perez has sat on the board for The SEED Foundation since 2007. SEED (www.seedfoundation.com) partners with urban communities to provide innovative educational opportunities that prepare underserved students for success in college and beyond.

Born in Las Villas, Cuba, Luis moved to the United States at the age of four. He and his wife, Joanne, have three daughters: Kelly, Allison and Christina.

2012 DETROIT LIONS

PLAYER PROFILES





CLIFF AVRIL

Defensive End

Purdue

Ht: 6-3

Born: 4/8/86

Draft: '08, R3c (92)-Det

5th Year

Wt: 260

Green Cove Springs, Fla.

92

Complete biographical information available on Detroitlions.com.

MANE FACTS

- Twitter: @cliffavril
- Having not started playing football until the 11th grade, Avril looked up to RB Barry Sanders and RB Emmitt Smith. When he started playing football, he'd pay attention to LB DeMarcus Ware and guys that played in the 3-4 scheme.
- Avril enjoys playing basketball, but has slowed down a little now that he dedicates much of his time to football. He also likes to sit at home and play video games.
- During the offseason Avril likes to go home and chill out with his family since he doesn't see them much for half of the year.
- After football, Avril would like to own a couple of businesses. He wouldn't mind owning a few clothing stores, or a few stores in the mall back at home.

TRANSACTIONS

- Drafted by the Detroit Lions in the third round (92nd overall) in the 2008 NFL Draft.
- Designated as the Lions Franchise Player March 5, 2012. Signed tender August 5, 2012.

PRO

Now in his fifth NFL season, Avril has proven effective as a pass rusher and has a knack for forcing fumbles while taking down opponent's quarterbacks.

- Has played in 73 career games (60 starts) and amassed 163 tackles (121 solo), 39.5 sacks (288 yards), 12 pass defenses, 16 forced fumbles, 5 fumble recoveries (1 returned for a touchdown), and 1 interception (returned for a touchdown).
- Led the Lions in sacks in 2012 with 9.5.
- 39.5 sacks ranks fifth in Lions history in sacks since 1982.
- Set career-high with 11 sacks during 2011 season, and added fumble and interception return touchdowns to season resume.
- Named NFC Defensive Player of the Week for Week 8 (2011), first of career, following his performance against the Denver Broncos that included 2 sacks, 2 forced fumbles and a fumble return for touchdown.
- In 2010, registered 8.5 sacks, despite missing three games due to injury. It didn't take long for Avril to prove himself as a pro during his rookie season (2008) as he quickly emerged as a regular contributor in the defensive end rotation. Among all rookie pass rushers in 2008, he finished tied for first with 5.0 sacks and was first with four forced fumbles. He finished season starting the final four games.

2012: Playing and starting in all 16 games, totaled 9.5 sacks (67 yards) and 34 tackles (27 solo) on the year. Added two forced fumbles and one pass defended. Had two multi-sack games, at Philadelphia (10/14) and on Thanksgiving Day against Houston (11/22).

- Opened the regular season against the Rams (9/9) with a sack and two tackles, including the final stop of the game against QB Sam Bradford with :02 seconds remaining to seal the win for Detroit.
- Part of a defensive line effort that tallied four sacks total in the game and held Rams RB Steven Jackson to only 53 yards rushing.
- Recorded five tackles (three solo and one tackle for loss) in Week 3 at Tennessee (9/23).
- Combined for a 0.5 sack and also had three total tackles (2 solo) and a pass defended in the Lions' 20-13 loss vs. Minnesota (9/30).
- Registered two sacks for the sixth time in his career in Week 6 in the Lions' 26-23 overtime win at Philadelphia (10/14). Led the Lions' defensive line to three sacks total in the game, including back-to-back sacks in the Eagles' opening drive of overtime to force Philadelphia into a punt from their own end zone. Also contributed to the Lions' season-high 10 tackles for loss with three.
- Finished with three tackles (2 solo) in the Lions' 13-7 loss in Week 7 at Chicago (10/22).
- Had one solo tackle in the Lions' 28-24 win over Seattle in Week 9 (10/28).
- Had one solo tackle in the Lions' 31-14 win at Jacksonville in Week 9 (11/4). The Lions defensive line limited the Jaguars to only 64 yards on the ground, Detroit's lowest total of the season.
- Recorded two solo tackles, including one tackle for loss, in Week 10 at Minnesota (11/11).
- Avril's force of a loss of 15 yards on a pass completion at Minnesota (batted pass back to QB Christian Ponder and tackled him for a loss) was the largest loss on a completed pass play in the NFL since the San Diego Chargers forced a 20-yard loss against the Cincinnati Bengals December 20, 2009.
- Registered one sack (5-yard loss) and two tackles in Week 11 vs. Green Bay, Avril, who after that game reached 35.5 career sacks, became the fifth Lions defensive player since 1982 to record 35 career sacks.
- Sacked Texans QB Matt Schaub twice and finished with two solo tackles

- on Thanksgiving Day vs. Houston (11/22).
- Recorded his second straight game with a forced fumble and finished with two solo tackles and a sack in Week 13 vs. Indianapolis (12/2).
- Had one of the Lions' three sacks for a loss of nine yards on QB Aaron Rodgers in Week 14 at Green Bay (12/9).
- Had one solo tackle in Week 15 at Arizona (12/16).
- Assisted on one tackle in Week 16 vs. Atlanta (12/22).
- Finished the season vs. Chicago (12/30) with three solo tackles.
- 2011: Team's starting left end. Finished season with 36 tackles, Career-high and team-high 11.0 sacks, 3 pass defenses, 6 forced fumbles (2nd in NFL), 3 fumble recoveries (tied for 2nd; 1 returned for TD) and 1 interception (returned for TD).
- First Lions defensive player since sacks became official in 1982 to register 10+ sacks, 1 fumble return TD and one interception return TD in the same season. He is only the sixth player in the NFL to accomplish that feat since 1982 and the first since Cowboys LB DeMarcus Ware in 2006.

COLLEGE

Avril moved to defensive end in his final two seasons for the Boilermakers and registered 30 of his 35.5 tackles behind the line of scrimmage and 12.5 of his 13 sacks from the left end position. In 40 games at Purdue, he started in 35 contests, with 12 starts coming at strong-side linebacker and the other 23 at left defensive end. He was 12th in school history with 13 sacks for minus-79 yards and finished 11th in Purdue annals with 35.5 sacks for losses of 137 yards.

- Named All-Big Ten Conference by the NFL Draft Report and second-team by the league's media in 2007 after starting all 13 games at left defensive end, where he led the team and tied for tenth in the conference with 6.5 sacks and returned an interception for a touchdown.
- Started the first four games at strong-side linebacker in 2006 before shifting to left defensive end for the final 10 games.
- Played in 10 games as a sophomore in 2005 before a midseason back fracture forced him to sit out for the rest of the year and limited him in drills the following spring.

PERSONAL

Attended Clay High School (Fla.) where he earned second-team All-State honors as a defensive end as a senior and was rated the 37th best outside linebacker in the nation by Rivals.com

- Named to the Florida Times-Union Super 24 team and twice earned All-Conference accolades.
- As a senior led the team to an 11-2 record and registered 80 tackles, 9.0 sacks, 11 stops behind the line of scrimmage and four passes defended.
- Named to Class 3A All-State team by the Florida Sports Writers Association in his senior year.
- Lettered in basketball, track and field and weight lifting.

AVRIL'S SINGLE-GAME BESTS

Tackles:	8 vs. Min 12/11/11
Sacks:	3 vs. Chi 12/5/10
Pass Defenses:	2 vs. StL 11/1/09
Interceptions:	1 vs. SD 12/24/11
Interception Return Yards:	44 vs. SD 12/24/11
Interceptions Return Touchdowns:	1 vs. SD vs. SD 12/24/11
Long Interception:	4 vs. SD 12/24/11
Fumbles Forced:	2 at Den 10/30/11
Fumbles Recovered:	1 (5 times) Last vs. Min 12/11/11
Fumble Return Yards:	24 at Den 10/30/11
Fumble Return Touchdowns:	1 at Den 10/30/11
Long Fumble Return:	24 at Den 10/30/11
Special Teams Tackles:	1 (twice) Last vs. StL 11/1/09

AVRIL'S CAREER STATISTICS

Year	Tm	G	S	TT	ST	AT	Sk	Yds	Int	Yds	TD	PD	FF	FR	Yds	TD	STT
2008	Det	15	4	22	17	5	5	30	0	0	0	4	1	1	10	0	1
2009	Det	13	11	40	26	14	5.5	37.5	0	0	0	3	3	0	0	0	1
2010	Det	13	13	31	22	9	8.5	61	0	0	0	5	1	1	10	0	1
2011	Det	16	16	36	29	7	11	92	1	4	1	3	6	3	24	1	0
2012	Det	16	16	34	27	7	9.5	67	0	0	1	2	0	0	0	0	0
Totals		73	60	163	121	42	39.5	287.5	4	1	12	16	5	44	1	3	



PLAYER PROFILES

Detroitlions.com
Media.Detroitlions.com

POSTSEASON

Year	Team	G	S	TT	ST	AT	Sk	SkY	Int	Yds	TD	PD	FF	FR	Yds	TD	STT
2011	Det	1	1	2	1	1	0.5	3	0	0	0	0	0	0	0	0	0
Total		1	1	2	1	1	0.5	3	0	0	0	0	0	0	0	0	0

2012 (Det)

Date	Opp	G	S	TT	ST	AT	Sk	SkY	Int	Yds	TD	PD	FF	FR	Yds	TD	STT
9/9	STL	1	1	2	1	1	1	0	0	0	0	0	0	0	0	0	0
9/16	at SF	1	1	0	0	0	0	0	0	0	0	0	0	0	0	0	0
9/23	at Ten	1	1	5	3	2	0	0	0	0	0	0	0	0	0	0	0
9/30	MIN	1	1	3	2	1	0.5	5	0	0	0	1	0	0	0	0	0
10/14	at Phi	1	1	4	4	0	2	11	0	0	0	0	0	0	0	0	0
10/22	at Chi	1	1	3	2	1	1	6	0	0	0	0	0	0	0	0	0
10/28	SEA	1	1	1	1	0	0	0	0	0	0	0	0	0	0	0	0
11/4	at Jax	1	1	1	1	0	0	0	0	0	0	0	0	0	0	0	0
11/11	at Min	1	1	2	2	0	0	0	0	0	0	0	0	0	0	0	0
11/18	GB	1	1	2	1	1	1	5	0	0	0	0	0	0	0	0	0
11/22	HOU	1	1	2	2	0	2	19	0	0	0	0	1	0	0	0	0
12/2	IND	1	1	2	2	0	1	12	0	0	0	0	1	0	0	0	0
12/9	at GB	1	1	2	2	0	1	9	0	0	0	0	0	0	0	0	0
12/16	at Ari	1	1	1	1	0	0	0	0	0	0	0	0	0	0	0	0
12/22	ATL	1	1	1	0	1	0	0	0	0	0	0	0	0	0	0	0
12/30	CHI	1	1	3	3	0	0	0	0	0	0	0	0	0	0	0	0
Totals		16	16	34	27	7	9.5	67	0	0	0	1	2	0	0	0	0



JEFF BACKUS

Tackle
Michigan
Ht: 6-5
Born: 9/21/77
Draft: '01, R1 (18)-Det

12th Year
Wt: 305
Norcross, Ga.

76

Complete biographical information available on Detroitlions.com.

MANE FACTS

- Named Lions 2009 Ed Block Courage Award winner.
- Backus is only second player out of the University of Michigan to be taken in the first round by the Lions, and the first since Detroit selected Bob Westfall in 1942 with its first pick.
- Although he spent most of his childhood in suburban Atlanta, Backus was born in Midland, Mich.
- Donated Lions' tickets for each home game to C.S. Mott's Children's Hospital through the Lions CATS (Caring Athletes Ticket Service) for Kids program.
- Took part in a special wall-raising ceremony to begin the building of the first Habitat for Humanity home sponsored by the Lions.
- Works with Mott Children's Hospital on numerous fundraisers throughout the season.

TRANSACTIONS

- Re-signed with the Lions March 20, 2012.
- Re-signed by the Lions July 14, 2006 to a long-term contract extension (six-year deal).
- Designated by the Detroit Lions as the team's Franchise Player February 23, 2006 and signed one-year tender May 15, 2006.
- Drafted by the Detroit Lions in the first round (18th overall) of the 2001 NFL Draft.

PRO

Backus' franchise record of 186 consecutive starts set by Detroit Lions' 12th year tackle ended after he was officially designated inactive in Week 12 vs. the Houston Texans in Week 12 (11/22). Overall, Backus started an incredible 187 consecutive games for the Lions, including last year's playoff game at New Orleans.

- Backus' ironman streak stretches beyond his time with Detroit Lions. He entered the starting lineup as a redshirt freshman at the University of Michigan in 1997 and had since started the past 236 consecutive games for his team.
- On December 4, 2011, Backus set the team's all-time franchise record by starting his 172nd consecutive game when the Lions traveled to New Orleans. He broke the previous record of 171 set by Hall of Fame CB Dick LeBeau.
- Since the 1970 NFL/AFL merger, Backus is one of only two players to start the first 180+ games of his career. Broncos QB Peyton Manning started the first 208 games (1998-2010) of his career while he was with the Indianapolis Colts.
- Backus is also the first offensive lineman to begin his career since the 1970 merger and start his first 160 career games. His streak was extended to the first 186 games of his career. He ranks sixth among offensive linemen for the most consecutive starts since 1970.
- In 2011, Backus became the first player in team history to play in every game in his first 11 seasons in the NFL.
- Earlier this year (at San Francisco, September 16), Backus set a franchise record for the most games played by an offensive lineman in team history. He broke the previous mark of 177 career games by C Kevin Glover.
- He currently ranks fourth in team history with 186 career games.
- While at the University of Michigan, Backus started 49-straight games from 1997-2000. He ended his college career with the second-longest streak in the school's historic football program. Backus was one shy of the school record of 50 by T Jon Jansen.
- He entered the Wolverines starting lineup in the first game of the 1997 season (September 13, 1997 vs. Colorado) and had never missed a start since. During his redshirt-freshman season, Backus helped Michigan claim the 1997 National Championship.
- The last game Backus did not start for the team he played for occurred in 1996 when he redshirted as a true freshman at Michigan.

2012: Played and started in 15 of 16 games. Missed the first game of his career on Thanksgiving Day, snapping his streak of 187 consecutive games played and started, including 2011's playoff game. Moved up the all-time franchise games played list and currently sits in third place behind only Jason Hanson and Wayne Walker.

- Extended his franchise record of consecutive starts to 177 (178 including postseason) in the Lions' season home opener 27-23 win against the Rams (9/9). He tied C Kevin Mawae for the sixth-most consecutive starts by an offensive lineman since 1970.
- Also in opener vs. Rams, he tied C Kevin Glover for the sixth-most games played in Lions history.
- Set a new franchise record for the most career games played by an offensive lineman in franchise history with 178 in his appearance in Detroit's Week 2 game at San Francisco (9/16), surpassing C Kevin Glover who played 177 games for the Lions from 1985-97.

- Part of the Lions offensive line effort in Week 3 at Tennessee (9/23) that helped Detroit's offense gain 583 yards against the Titans. Detroit set a new all-time team single game record with 583 total yards, breaking the previous record of 582 vs. the New York Yanks November 23, 1950.
- Against the Titans, the offensive line paved the way for 141 rushing yards, including 11 first downs (tied for the most in a game for the Lions since 2002). The line helped RB Mikel Leshoure rush for 100 yards, the first 100-yard game by a Lions player in an NFL debut since RB Billy Sims in 1980.
- Helped the Lions' offensive line hold the Eagles' defense to no sacks (45 pass attempts) on the day in the Lions' comeback 26-23 overtime win at Philadelphia in Week 6 (10/14). Lions also chewed up 138 yards on the ground.
- On Monday Night Football at Chicago in Week 7 (10/22), Backus played in his 182nd career game and passed FB Cory Schelsinger for fifth-most in team history.
- The offensive line saw their best game of the season in Week 9 at Jacksonville (11/4), helping RBs Mikel Leshoure and Joique Bell combine for four rushing touchdowns against the Jaguars and tally 149 yards on the ground in the Lions' 31-14 win.
- Extended his franchise record of consecutive starts to 186 (187 including postseason) in Week 11 vs. Green Bay (11/18) before leaving the game with a hamstring injury.
- The franchise record of 186 consecutive starts set by Backus ended after he was officially designated inactive in Week 12 vs. Houston (11/22). Overall, Backus started an incredible 187 consecutive games for the Lions, including last year's playoff game at New Orleans.

2011: Team's starting left tackle. Offense finished 10th in NFL in sacks per pass play (5.1 pct) yielding 36 sacks on 702 pass plays.

COLLEGE

- Star for the Wolverines at left tackle from 1997-2000. Finished his career with 49 consecutive starts, one shy of the school record of 50 by current Detroit Lions' right tackle, Jon Jansen (1995-98).
- Teamed with Seattle Seahawks 2001 first-round pick, guard Steve Hutchinson, to man the left side of Michigan's offensive line in every campaign since their freshman year.
- Earned All-Big Ten honors four straight years and was an All-American second-team selection by College Football News and ABC Sports. Honorable mention from CNN/Sports Illustrated. Consensus All-Big Ten first-team pick as a senior.
- Co-recipient of the Hugh H. Rader Award for his junior and senior years, given to the team's top offensive lineman.
- In 1999, he was an All-Big Ten first-team selection by the media, and earned University of Michigan Athletic Academic Achievement honors after starting every game at left tackle.
- Started at left tackle during Michigan's march to 1997 Rose Bowl and had a hand in Wolverines winning A.P. National Championship.
- Earned general studies degree in Dec. 2000.


PERSONAL

Selected to the first-team All-USA squad by USA Today at Norcross (Ga.) High. Was picked to Atlanta Journal-Constitution Super 11 and Super Seven of the Macon Touchdown Club and Chosen as the Gwinnett Touchdown Club Lineman of the Year.

- Selected to play in Florida-Georgia All-Star Game following senior season.
- Named All-American by Scholastic Coach, Schutt Sports, Reebok, Prep Football Report, Super Prep and was a member of Blue Chip Illustrated's Dream Team.
- Started four years of high school baseball, playing first base and pitcher.
- His mother, uncle and grandfather all graduated from Michigan.
- Born Jeffrey Carl Backus on Sept. 21, 1977 in Midland, Mich.

BACKUS' GAMES/STARTS

Year	Tm	G	S
2001	Det	16	16
2002	Det	16	16
2003	Det	16	16
2004	Det	16	16
2005	Det	16	16
2006	Det	16	16
2007	Det	16	16
2008	Det	16	16
2009	Det	16	16
2010	Det	16	16
2011	Det	16	16
2012	Det	15	15
Totals		191	191
POSTSEASON			
Year	Tm	G	S
2011	Det	1	1
Total		1	1



RON BARTELL

Cornerback
Howard
Ht: 6-1
Born: 2/22/82
Draft: '05 R2 (50)-StL
8th Year
Wt: 210
Detroit, Mich.
Acquired: FA '12

41

 Complete biographical information available on Detroitlions.com.

TRANSACTIONS

- Signed by Detroit Lions as a free agent December 18, 2012.
- Released by Raiders December 10, 2012.
- Signed by Oakland Raiders as a free agent March 16, 2012.
- Released by Rams March 3, 2012.
- Re-signed by Rams as a free agent March 2, 2009.
- Originally drafted in the 2nd round (50th overall) of the 2005 NFL Draft by the St. Louis Rams.

PRO

Eight-year pro who has played in 95 career games (71 starts) after spending his first seven years in St. Louis and part of 2012 in Oakland.

- Career totals include 317 tackles (293 solo), eight interceptions, nine forced fumbles, three fumble recoveries and two sacks.
- Posted a career-high 66 tackles (61 solo) in 2009 with the Rams in 15 games, all starts.
- Tied a career-high with three interceptions in 2008 to go along with a career-best 20 pass defenses.

2012: Played in six games, all starts, in Oakland before being released. Posted 18 tackles (14 solo) and four pass defenses. Started in his only appearance in Detroit against Chicago (12/30), posting nine tackles (six solo) and one pass defended.

- Posted a season-high four tackles in his final game in Oakland vs. Denver (12/6) to go along with one pass defense.
- Inactive in his first game as a Lion in Week 16 vs. Atlanta (12/22).
- Led the Lions in tackles in the season finale vs. Chicago (12/30) with nine (six solo) and had one pass defense.

2011: Played in six games, all starts, in Oakland before being released. Posted 18 tackles (14 solo) and four pass defenses.

- Posted a season-high four tackles in his final game in Oakland (Den, 12/6) to go along with one pass defense.

COLLEGE

Played 45 games (38 starts) at Howard and Central Michigan.

- Named second-team All-Mid-Eastern Athletic Conference as a senior.
- Played final two seasons at Howard.
- Started every game as a sophomore at Central Michigan.

PERSONAL

- Attended Renaissance High School in Detroit.
- Named all-city, all-metro and city Defensive Back of the Year.
- Earned two letters each in football, basketball and track.
- Caught 23 passes for 385 yards with four touchdowns as a wide receiver.
- Criminal justice major.

BARTELL'S SINGLE-GAME BESTS

 Tackles: 9 (four times) Last vs. Chi (12/30/12)
 Pass Defenses: 4 vs. Buf (9/28/08)
 Interceptions: 2 (twice) Last vs. SF (12/21/08)
 Sacks: 1 (twice) Last vs. Sea (12/14/08)

BARTELL'S CAREER STATISTICS

Year	Team	G	S	TT	ST	AT	Sk	Yds	Int	Yds	TD	PD	FF	FR	STT
2005	StL	10	7	32	29	3	0	0	0	0	0	4	1	0	3
2006	StL	16	1	17	17	0	0	0	0	3	63	1	6	0	8
2007	StL	16	12	65	62	3	1	13	2	10	0	9	2	1	2
2008	StL	16	16	57	54	3	1	4	3	29	0	20	2	1	0
2009	StL	15	15	66	61	5	0	0	0	0	0	9	3	1	0
2010	StL	15	13	61	55	6	0	0	0	0	0	10	1	0	0
2011	StL	1	1	1	1	0	0	0	0	0	0	0	0	0	0
2012	Oak/Det	7	7	27	20	7	0	0	0	0	0	5	0	0	0
Career		95	71	317	293	24	2	17	8	102	1	62	9	3	13

2012 (Oak)

Date	Opp	G	S	TT	ST	AT	Sk	Yds	Int	Yds	TD	PD	FF	FR	STT
9/10	SD	1	1	3	2	1	0	0	0	0	0	0	0	0	0
9/16	at Mia	0	0												
9/23	Pit	0	0												
9/30	at Den	0	0												
10/14	at Atl	0	0												
10/21	Jax	0	0												
10/28	at KC	0	0												
11/4	vs TB	0	0												
11/11	@Bal	1	1	3	3	0	0	0	0	0	0	1	0	0	0
11/18	NO	1	1	3	2	1	0	0	0	0	0	0	0	0	0
11/25	@Cin	1	1	3	1	2	0	0	0	0	0	2	0	0	0
12/2	Cle	1	1	2	2	0	0	0	0	0	0	0	0	0	0
12/6	Den	1	1	4	4	0	0	0	0	0	0	1	0	0	0
2012 (Det)															
12/22	Atl	0	0												
12/30	Chi	1	1	9	6	3	0	0	0	0	0	1	0	0	0
Totals		7	7	27	20	7	0	0	0	0	0	5	0	0	0



JOIQUE BELL

Runningback
Wayne State
Ht: 5-11
Born: 9/4/86
Draft: '10 FA-Buf

2nd Year
Wt: 220
Benton Harbor, Mich.
Acquired: FA '11

35

Complete biographical information available on Detroitlions.com.

MANE FACTS

- As a freshman at Wayne State, he worked part-time as a security guard at Ford Field.

TRANSACTIONS

- Signed by the Detroit Lions off the Saints practice squad on Dec. 27, 2011.
- Signed to the Saints practice squad on Sept. 22, 2011.
- Released by the Saints on Sept. 21, 2011.
- Signed by the New Orleans Saints from the Eagles practice squad on Jan. 5, 2011.
- Signed to the Eagles practice squad on Dec. 16, 2010.
- Released by the Colts on Dec. 14, 2010.
- Acquired by the Indianapolis Colts off waivers on Nov. 10, 2010.
- Released by the Eagles on Nov. 10, 2010.
- Signed by the Philadelphia Eagles from the Bill practice squad on Sept. 21, 2010.
- Signed to the Bill practice squad on Sept. 5, 2010.
- Released by the Bills on Sept. 4, 2010.
- Signed by the Buffalo Bills as an undrafted free agent on April 29, 2010.

PRO

Has established himself as a physical presence in the Lions backfield with the ability to break tackles and generate explosive runs.

- Bell and the Lions rushing attack had a combined 17 rushing touchdowns on the season in 2012, the most the team has registered since they had 15 in 2000. Bell finished with three touchdowns.
- Appeared in eight career games with the Indianapolis Colts and Philadelphia Eagles.
- Made three special teams tackles for the Colts.
- 2012: Moved up the running back depth chart to gain 899 total yards (414 rushing, 485 receiving). Scored the first touchdown of the Lions 2012 season and continued to garner more playing time from there. Had 12 multi-reception games and ended the season ranked third in the NFL among running backs with 485 receiving yards and tied for fifth among running backs with 52 receptions.

- Scored the first touchdown of the season for the Lions against St. Louis (9/9). The carry for one yard and a score marked his first career carry and touchdown.
- Helped set up the Lions' touchdown late in the fourth quarter at San Francisco (9/16) by taking a screen pass and racing 50 yards down the sideline. It was the longest reception of his career and longest play from scrimmage.
- Saw five carries for 23 yards and caught four passes for 44 yards in Week 3 at Tennessee (9/23).
- Had only one carry for two yards, but caught six passes for 72 yards in the Lions' 20-13 loss vs. Minnesota (9/30) in Week 4.
- Rushed the seven times for 38 yards in Week 6 at Philadelphia (10/14), including a near career-long 13 yard run. Also caught one pass for three yards.
- Had three carries for 13 yards and also caught three passes for a total of 16 yards in Week 7 at Chicago (10/22).
- Ran the ball seven times for 25 yards and caught four passes for 33 yards, his longest going for 11 yards, in the Lions' 28-24 win over Seattle in Week 8 (10/28). Had a key 11-yard catch on 3rd-and-10 at the 12-yard line with 35 seconds left to help set up game-winning touchdown.
- Had a career day in Week 9 against the Jaguars (11/4), leading the Lions with 73 yards on 13 carries, both of which were career highs, and one touchdown in Detroit's 31-14 win. Bell also set a new-career long with a 14-yard run and caught four passes for 36 yards in the game.
- Caught a career-high seven passes for 44 yards and carried the ball once for four yards in Week 10 at Minnesota (11/11).
- Had one reception for five yards and one carry for four yards in Week 11 vs. Green Bay (11/18).
- Carried the ball five times for 47 yards and one touchdown on Thanksgiving Day vs. Houston (11/22).
- Set new career highs in Week 13 vs. Indianapolis (12/2), breaking free for a 67-yard run and finishing with 81 yards on the ground on seven carries. Bell's 67-yard run was the longest for the season by a Lions rusher and the longest since RB Jahvid Best had an 88-yard run vs. Chicago on October 10, 2011.
- Nearly surpassed 100 all-purpose yards in Week 14 at Green Bay (12/9), carrying the ball 12 times for 49 yards and catching five passes for 47 yards. Bell and fellow RB Mikelleshore combined for 98 of the Lions' 135 rushing yards against the Packers.
- Carried the ball seven times for 24 yards and caught two passes for 13 yards in Week 15 at Arizona (12/16).

- Had four carries for 10 yards in Week 16 vs. Atlanta (12/22).
- Caught two passes for 19 yards and carried the ball twice for six yards in Week 17 vs. Chicago (12/30).

COLLEGE

- 2009 Hylon Hill winner as the best player in Division II.
- Played in 44 career games (42 starts) for the Warriors.
- Compiled 8,055 all-purpose yards and 576 points (88 rushing TDs, eight receiving TDs), ranking him ninth and fifth, respectively, in NCAA history.
- Started in 11 games as senior in 2009, totaling career-highs in rushing yards (2,084) and TDs (29).
- Joique also had 13 kickoff returns, 9 punt returns and finished with 8,055 all-purpose yards.
- Led the nation in rushing his senior season.
- Ran for over 2,000 yards twice in his career.
- Earned AFCA All-American honors as a redshirt freshman when he ran for 2,065 yards.
- 4-time first-team All-GIAC selection.

PERSONAL

Attended Benton Harbor High School.

- Earned first-team All-Southwestern Athletic Conference honors.
- Lettered in baseball at BHHS.
- Criminal Justice Major at WSU.

BELL'S SINGLE-GAME BESTS

Rushing Attempts:	13	at Jac (11/4/2012)
Rushing Yards:	81	vs. Ind (12/2/12)
Rushing Touchdowns:	1 (twice)	Last at Jac (11/4/2012)
Long Rush:	67	vs. Ind (12/2/12)
Receptions:	7	at Min (11/11/2012)
Receiving Yards:	72	vs. Min (9/30/2012)
Longest Reception:	50	at SF (9/16/2012)

BELL'S CAREER STATISTICS

Year	Tm	G	S	RUSHING					RECEIVING					TDs
				Att	Yds	Avg	Lg	TD	Rec	Yds	Avg	Lg	TD	
2012	Det	16	0	82	414	5.0	67	3	52	485	9.3	50	0	899
Totals		16	0	82	414	5.0	67	3	52	485	9.3	50	0	899

Date	Opp	G	S	RUSHING					RECEIVING					TotY
				Att	Yds	Avg	Lg	TD	Rec	Yds	Avg	Lg	TD	
9/9	SFL	1	0	1	1	1.0	1	0	0	0	0.0	0	0	1
9/16	at SF	1	0	6	14	2.3	4	0	2	59	29.5	50	0	73
9/23	at Ten	1	0	5	23	4.6	9	0	4	44	11.0	13	0	67
9/30	MIN	1	0	1	2	2.0	2	0	6	72	12.0	23	0	74
10/14	at Phi	1	0	7	38	5.4	13	0	1	3	3	3	0	41
10/22	at Chi	1	0	3	13	4.3	8	0	3	16	5.3	11	0	29
10/28	SEA	1	0	7	25	3.6	5	0	4	33	8.3	11	0	58
11/4	at Jac	1	0	13	73	5.6	14	1	3	36	12	14	0	109
11/11	at Min	1	0	4	4	1.0	4	0	7	44	6.3	12	0	48
11/18	GB	1	0	1	4	4.0	4	0	1	5	5	5	0	9
11/22	HOU	1	0	5	47	9.4	26	1	0	0	--	--	0	47
12/2	IND	1	0	8	81	11.6	67	3	3	21	7	15	0	102
12/9	at GB	1	0	12	48	4.0	13	0	5	47	9.4	15	0	96
12/16	at Ari	1	0	7	24	3.4	11	0	2	13	6.5	8	0	37
12/22	ATL	1	0	4	10	2.5	7	0	9	73	8.1	16	0	83
12/30	Chi	1	0	2	6	3.0	5	0	2	19	9.5	10	0	25
Totals		16	0	82	414	5.0	67	3	52	485	9.3	50	0	899



BILL BENTLEY

Cornerback

Louisiana-Lafayette

Ht: 5-10

Born: 5/16/89

Draft: '12, R3 (85)-Det

Rookie

Wt: 176

Pahokee, Fla.

28

Complete biographical information available on Detroitlions.com.

MANE FACTS

- Given name is "Dwight." Family started calling him "Bill" when he was younger because they thought he strongly resembled the featured character in the Bill Cosby cartoon, *Little Bill*.

TRANSACTIONS

- Drafted by the Detroit Lions in the third round (85th overall) of the 2012 NFL Draft.

PRO

Third-round pick by the Detroit Lions in the 2012 NFL Draft who saw limited playing time in his rookie season due to injury.

2012: Earned opening day start at left cornerback but was placed on Reserved/Injured list before his promising rookie season got going, missing the final 11 games of the season. Registered 15 tackles (13 solo) before his injury.

- Recorded his first-career NFL tackle in the Lions' 27-23 win against the St. Louis Rams (9/9).
- Inactive in Week 2 at San Francisco (9/16).
- Returned to action in Week 3 at Tennessee (9/23), finishing the game tied for a team-high with six tackles (five solo).
- Finished with one sack and two total tackles with five (four solo) in Week 4 at Minnesota (9/30). Part of a Lions secondary defense that allowed just 100 net passing yards against the Vikings. It was the lowest team passing output the Lions allowed since they yielded just 56 yards at Cleveland October 23, 2005.
- Finished with three solo tackles before leaving the game with a shoulder injury in Week 6 at Philadelphia (10/14).
- Inactive in Week 7 at Chicago (10/22).
- Inactive in Week 8 at New York (10/28) with a shoulder injury.
- Inactive in Week 9 at Jacksonville (11/4) with a shoulder injury.
- Placed on Reserve/Injured and missed the remainder of the season.

COLLEGE

Bentley started 45 of 48 games at Louisiana-Lafayette, ranking fifth in school history among defensive backs with 232 tackles (183 solo). He finished his career with 1.5 sacks for minus 12 yards and 13 stops for losses totaling 54 yards. His seven career interceptions, three of which were returned for touchdowns, set a school and Sun Belt Conference career-record and also tied for first among active NCAA Football Bowl Sub-division players. Named First Team All-Sun Belt and participated in the 2011 Senior Bowl. Started all 13 games at cornerback as a senior and was named Second Team All-Louisiana by the Louisiana Sports Writer's Association.

- Finished fifth on the team with 71 tackles (53 solo) and added 5 tackles for loss.
- Collected six pass breakups and nine passes defended.
- Recorded three interceptions, returning two for touchdowns (38 yards at Oklahoma State, 41 vs. Nicholls State), and also forced two fumbles.

2010: Started 11 games at cornerback as a junior. Ranked fourth overall, second among defensive backs, in tackles.

- Led all players in solo stops and was second in breakups.

➤ Made at least four tackles in 10 games during the season.

2009: Named All-Sun Belt honorable mention and ranked fourth on the team with 58 tackles (49 solo)

- Had three interceptions for 93 yards, including a 70-yard touchdown vs. North Texas.

PERSONAL


- Attended Pahokee High School, helping his team win three Florida Class 2A state championships. Tallied six interceptions and led all defensive backs with 25 tackles his senior year.
- Earned All-State Second Team honors as a senior.
- Son of Andrea Bentley.

BENTLEY'S COLLEGE STATS

Year	G	S	TT	ST	Sk	Yds	Int	Yds	TD	PP	FR	Yds	TD	STT
2008	12	10	45	33	0	0	0	0	3	0	1	0	0	0
2009	11	11	58	49	1	8	3	93	1	6	0	0	0	0
2010	12	11	58	48	0	0	3	90	0	6	2	0	0	0
2011	13	13	71	53	0	0	3	90	2	6	0	0	0	0
Totals	48	45	136	183	1	0	9	273	3	21	2	1	0	0

BENTLEY'S CAREER STATS

[illegible]



JAHVID BEST

**Running Back
California**

Ht: 5-10

Born: 1/30/89

Draft: '10, R1b (30)-Det

3rd Year

Wt: 199

Richmond, Calif.

44

Complete biographical information available on Detroitlions.com.

MAINE FACTS

- Twitter: @Jahvidbest
- Favorite running back is former Kansas City Chiefs All-Pro Priest Holmes.
- Favorite television show is *Family Guy*.
- Enjoys golfing and fishing.
- Wants to coach and/or train youth athletes after playing days are over.
- Loves steak.

TRANSACTIONS

- Placed on Reserve/Physically Unable to Perform list August 27, 2012.
- Placed on Reserve/Injured list November 28, 2011.
- Drafted by the Detroit Lions in the first round (30th overall) of the 2010 NFL Draft.

PRO

Selected in the first round (30th overall) of the 2010 NFL Draft. Best brings speed and elusiveness to the Lions backfield.

- Career totals include: 255 rushing attempts for 945 yards and 6 touchdowns; 85 receptions for 744 yards and 3 touchdowns. Has recorded 1,719 total yards and 9 total touchdowns.

- As a rookie in 2010, played in 15 games (11 starts), garnered 555 rushing yards on 171 attempts and scored 4 touchdowns. He also was a weapon out of the backfield as he set a Lions rookie record with 58 receptions that went for 487 yards along with two long touchdowns (75 and 53).

2012: Missed the 2012 season with a concussion.

- 2011: Team's starting running back. Tallied 677 total yards and 3 touchdowns in 6 games. Recorded 84 carries for 390 yards and 2 TDs on the ground and 27 receptions for 287 yards and 1 TD as a receiver. Placed on Reserve/Injured list November 28, 2011 due to a concussion.

- Caught 5 passes for 74 yards in the Lions 26-23 overtime win at Minnesota (9/25). Included in his receiving tally was a 60-yard screen pass that ended the third quarter. On the next play, and the first play of the fourth quarter, QB Matthew Stafford hit WR Calvin Johnson in the endzone to bring the Lions within 3 points, 20-17. Best's 60-yard reception now gives him 3 career receptions over 50 yards. As a rookie, he recorded receiving touchdowns of 75 and 53 yards.

- In the Lions 24-13 win over Chicago (10/10), Best gave the Lions a 21-10 lead in the third quarter by running off an 88-yard touchdown run. It was the second-longest run in team history and longest since RB Bob Hoernschmeyer ran a 96-yard touchdown vs. the New York Giants November 23, 1950.

- He finished the game with 12 carries for 163 yards (13.6 avg) and 1 touchdown. It was a career high and his first career 100-yard rushing game. Best's 163 yards vs. Chicago is the most by a Lions back since RB Kevin Jones registered 196 yards vs. Arizona December 5, 2004.

- In addition to his 88-yard touchdown run, he set up the Lions final score of the game (Hanson 31-yard FG) by starting off a fourth quarter drive with a 43-yard run.

- Best became just the second player in Lions history to register an 80+-yard run (88-yard TD run vs. Chi 10/10/11) and a 75+-yard reception (75-yard vs. Phi 9/19/10). He joins RB Billy Sims (81-yard run at SD 9/30/84; 87-yard TD reception at GB 9/14/80; 81-yard TD reception vs. Dal 11/15/81) as the only players in team history to accomplish this feat.

- Best teamed up with WR Calvin Johnson to put together a pair of big plays vs. the Bears, including an 88-yard touchdown run and a 73-yard touchdown reception. It marks only the second time in team history that the Lions have registered a 70+-yard reception and an 80+-yard run in the same game. The previous time was WR Herman Moore (79-yard reception) and RB Barry Sanders (82-yard TD and 80-yard TD) at Tampa Bay December 12, 1997. It was the first time in team history that the Lions have scored on both a 70-yard pass play and an 80-yard rushing play. Moore's 79-yard reception did not result in a touchdown.

COLLEGE

Best started 18-of-31 games at California, carrying the ball 364 times for 2,668 yards (7.33 yards per carry) and 29 touchdowns. Also caught 62 passes for 533 yards (8.60 yards per catch) and six scores. As a return specialist, Best had 32 kickoff returns for 844 yards (26.38 avg). Gained 4,045 all-purpose yards, an average of 130.48 yards per game. His 1,580 yards on the ground in 2008 rank second on Cal's season-record chart.

- His 311 rushing yards vs. Washington in 2008 set a new school record, topping the previous mark of 283 yards by Jerry Drew vs. Oregon State in 1954. His 311 yards also rank fourth in Pac-10 Conference history.
- Best's 29 TD runs tied for third on the school's career-record list.
- 13 100-yard rushing performances. Average of 8.14 yards per rushing attempt shattered the old school season-record. Best's 4,045 all-purpose yards ranks fifth in school history.

- His 2,247 all purpose yards in 2008 set a new school record. His career average of 26.38 yards per kickoff return topped the previous Cal all-time record of 25.3 yards per return by Isaac Curtis (1970-71).

- In 2009, All-Pac-10 Conference second-team selection by the league's coaches and The NFL Draft Report. Co-recipient of team's Bear Backers Offensive MVP Award. Started 8-of-9 games before being injured, carrying 141 times for 867 yards (6.15 ypc) and 12 TDs. His 12 scoring runs tied Jim Monachino (1949) for eighth on the school's season-record list. Had 22 carries for at least 10 yards (15.60%), including 12 for 20 yards or longer (8.51). Caught 22 passes for 213 yards (9.68 ypc) and four touchdowns, adding 18 yards on one kickoff return. Had eight receptions of at least 10 yards, including three that went for 20 or more yards.

PERSONAL

Attended Salesian High School (Richmond, Calif.). Earned Super Prep and Parade All-American honors as a senior. The consensus Bay Area Offensive Player of the Year rushed for 3,325 yards and 48 touchdowns as senior, setting Bay Area prep season-records. Was a "Best in the West" first-team choice by the Long Beach Press-Telegram, adding first-team All-State honors from CalHSports.com that year.

- As a junior, Best ran for 1,444 yards and added 271 yards in receptions with 20 total touchdowns, including 10 carries for 50 yards or longer.
- The tailback also excelled in track, winning a gold medal in the 200 meters at the 2005 USAF Junior Olympics.
- In 2007, he won California State Championship in 100 meter dash with blazing time of 10.31. Finished second in 200 meters with time of 20.85.
- Son of Lisa and David Best. Full name is Jahvid Andre Best. His name is a combination of Jah and the last syllable of his father's name, David.
- Born Jan. 30, 1989 and resides in Vallejo, California.

BEST'S SINGLE-GAME STATISTICS

Rushing Attempts:	21 at TB 9/11/11
Rushing Yards:	163 vs. Chi 10/10/11
Rushing Touchdowns:	2 (twice) Last vs. Phi 9/19/10
Long Rush:	88+ vs. Chi 10/10/12
Receptions:	9 vs. Phi 9/19/10
Receiving Yards:	154 vs. Phi 9/19/10
Receiving Touchdowns:	1 (three times) Last vs. KC 9/18/11
Long Reception:	75+ vs. Phi 9/19/10
Total Yards:	232 vs. Phi 9/19/10
Total Touchdowns:	3 vs. Phi 9/19/10

BEST'S CAREER STATISTICS

		RUSHING										RECEIVING									
Year	Tm	G	S	Att	Yds	Avg	Lg	TD	Rec	Yds	Avg	Lg	TD	TYds							
2010	Det	15	11	171	555	3.2	45	4	58	487	8.4	75	2	1042							
2011	Det	6	6	84	390	4.6	88+	2	27	287	10.6	14	1	677							
2012	Det	0	0	0	0	0	0	0	0	0	0	0	0	0							
Totals		21	17	255	945	3.7	88+	6	85	774	9.1	75+	3	1719							
		RUSHING										RECEIVING									
Year	Tm	Opp	G	S	Att	Yds	Avg	Lg	TD	Rec	Yds	Avg	Lg	TD	TYds						
2012	Det	No	0	0	0	0	0.0	0	0	0	0.0	0	0	0	0						
Totals			0	0	0	0	0.0	0	0	0	0.0	0	0	0	0						
		RUSHING										RECEIVING									
Date	Opp	G	S	Att	Yds	Avg	Lg	TD	Rec	Yds	Avg	Lg	TD	TotY							
9/9	STL	0	0	RESERVE/PHYSICALLY UNABLE TO PERFORM																	
9/16	at SF	0	0	RESERVE/PHYSICALLY UNABLE TO PERFORM																	
9/23	at Ten	0	0	RESERVE/PHYSICALLY UNABLE TO PERFORM																	
9/30	MIN	0	0	RESERVE/PHYSICALLY UNABLE TO PERFORM																	
10/14	at Phi	0	0	RESERVE/PHYSICALLY UNABLE TO PERFORM																	
10/22	at Chi	0	0	RESERVE/PHYSICALLY UNABLE TO PERFORM																	
10/28	SEA	0	0	RESERVE/PHYSICALLY UNABLE TO PERFORM																	
11/4	at Jax	0	0	RESERVE/PHYSICALLY UNABLE TO PERFORM																	
11/11	at Min	0	0	RESERVE/PHYSICALLY UNABLE TO PERFORM																	
11/18	GB	0	0	RESERVE/PHYSICALLY UNABLE TO PERFORM																	
11/22	HOU	0	0	RESERVE/PHYSICALLY UNABLE TO PERFORM																	
12/2	IND	0	0	RESERVE/PHYSICALLY UNABLE TO PERFORM																	
12/9	at GB	0	0	RESERVE/PHYSICALLY UNABLE TO PERFORM																	
12/16	at Ari	0	0	RESERVE/PHYSICALLY UNABLE TO PERFORM																	
12/22	ATL	0	0	RESERVE/PHYSICALLY UNABLE TO PERFORM																	
12/30	CHI	0	0	RESERVE/PHYSICALLY UNABLE TO PERFORM																	
Totals		0	0	0	0	0	0	0	0	0	0	0	0	0							



RYAN BROYLES

Wide Receiver
Oklahoma

Ht: 5-10

Born: 4/9/88

Draft: '12, R2 (54)-Det

Rookie

Wt: 188

Norman, Okla.

84

Complete biographical information available on Detroitlions.com.

TRANSACTIONS

- Drafted by the Detroit Lions in the second round (54th overall) of the 2012 NFL Draft.

PRO

Versatile slot wide receiver who made an immediate impact in the Lions high-powered passing game in his rookie season.

2012: Impressive rookie season was cut short by a knee injury that featured 22 receptions for 300 yards and two touchdowns. Played in 10 games (three starts) and answered the bell when called upon when starting WR Nate Burleson was lost for the season to injury. Breakout performance came on Thanksgiving Day against Houston (11/22) when he hauled in six passes for 126 yards.

- Did not play in game at San Francisco in Week 2 (9/16).
- Saw first action of the season in Week 3 at Tennessee (9/23) in four-receiver sets.
- Had a big day on Monday Night Football at Chicago in Week 7 (10/22), catching his first-career touchdown and finishing with three catches for 51 yards in the Lions' 13-7 loss to the Bears.
- Followed up his solid performance at Chicago on Monday Night Football in Week 7 with his second career touchdown reception vs. Seattle in Week 8 (10/28), hauling in a six-yard touchdown pass from QB Matthew Stafford in the first quarter. Finished the game with three receptions for 37 yards.
- Caught all six passes thrown his way and finished second on the team with 52 yards in the Lions' 31-14 win over Jacksonville in Week 9 (11/4), setting new career highs in receptions and receiving yards.
- Had one reception for six yards in Week 10 at Minnesota (11/11).
- Hauled in two receptions for 35 yards, his longest coming on a 27-yard catch on a key third down play in Week 11 vs. Green Bay (11/18).
- Had a career day vs. Houston on Thanksgiving Day (11/22), setting new career highs in receptions (6), receiving yards (126) and longest reception (40 yards) against the Texans.
- Broyles teamed up with WR Calvin Johnson (140 yards) against Houston to become the first duo of Lions receivers to each record 125 yards in a game since WR Brett Perriman (153) and WR Herman Moore (127) each did so November 23, 1995 vs. Minnesota.
- Placed on Reserve/Injured on 12/4/12 after suffering an ACL injury in Week 13 vs. Indianapolis (12/2) and missed the rest of the season.

COLLEGE

Broyles finished his collegiate career as the NCAA career leader in receptions (349) and is second in receiving yards (4,586). The two-time Biletnikoff Award Finalist started in 43-of-48 career games before being lost to a torn ACL in his senior season. Broyles holds 10 Oklahoma game, season, and career records. He caught a pass in every game he played for the Sooners. Was a 2010 All-American and consensus All-Big 12 selection. Reached 100 career receptions faster than any player in school history. Also served as the Sooners' primary punt returner throughout his career, returning 107 career punts for 1,186 yards.

- Holds Oklahoma school records for receptions in a game (15), single-season receptions (131), career receptions (349), single-game receiving yards (217), single-season receiving yards (1,622), career receiving yards (4,586), single-season touchdown receptions (15), career touchdown receptions (45), single-season 100-yard games (10) and career 100-yard games (45).

2011: Biletnikoff Award finalist, Walter Camp First Team All-American and First Team All-Big 12.

- Started nine 2011 games before losing the rest of the season to injury. Registered 83 catches for 1,157 yards and 10 touchdowns before injury. Broke his own single-game record for receiving yards with 217 at Kansas. Scored touchdowns in seven of nine games on the season, including four multi-touchdown games.

2010: Set several single-season records with historical performance as a junior. Landed towards the top of NCAA statistical leaderboards in multiple receiving categories.

- Broyles ranked second in the nation in receptions (131) and fourth in receiving yards (1,622) in 2010, both OU single-season records. Set Oklahoma bowl records with 13 receptions for 170 yards in the 2010 Fiesta Bowl. Also returned 34 punts for 268 yards.

2009: As a sophomore, Broyles was named a consensus All-Big 12 punt returner and All-Big 12 second team member by the AP and Dallas Morning News.

- Set the single-season Sooners record with 89 receptions in 2009, which he topped as a junior in 2010. Was named the 2009 Sun Bowl MVP after a 13-catch, 156-yard, three-touchdown performance. He became the first Oklahoma receiver to lead the Sooners in scoring for a season after catching 15 touchdowns.

2008: Started eight of 13 games as a freshman. Ranks second in Oklahoma history with 46 catches as a freshman. Set a record for Sooners debut receiving yards with 141 on seven catches against Cincinnati.

PERSONAL

Attended Norman High School in Norman, Okla. Played football under coach Butch Peters. Had 79 career receptions for 1,688 yards and 18 touchdowns. Also registered 157 tackles and 20 interceptions as a defensive back. Named 6A-2 All-District and OCA All-State.

- Averaged 18 points per game as a high school basketball player.
- Ranked by Scout (No. 23) and Rivals (No. 11) as a top career back prospect.
- Son of Edward and Stephanie.
- Human Relations major.

BROYLES' SINGLE-GAME BESTS

Receptions:6 (twice) Last vs. HOU (11/22/12)
Receiving Yards:126 vs. HOU (11/22/12)
Long Reception:40 vs. HOU (11/22/12)
Receiving Touchdowns:1 (twice) Last vs. SEA 10/28/12

BROYLES' COLLEGE STATISTICS

Year	Tm	G	S	RECEIVING				RUSHING			
				Rec	Yds	Avg	TD	Att	Yds	Avg	TD
2008	Okla	13	8	46	687	14.9	6	3	11	3.7	0
2009	Okla	12	12	89	1120	12.6	15	0	0	0.0	0
2010	Okla	14	14	131	1622	12.4	14	0	0	0.0	0
2011	Okla	9	9	83	1157	13.9	10	1	3	3.0	0
Totals		48	43	349	4586	13.1	45	4	14	3.5	0

Year	Tm	G	S	PUNT RETURNS				KICK RETURNS			
				PR	Yds	Avg	TD	KR	Yds	Avg	TD
2008	Okla	13	8	24	238	9.9	1	0	0	0.0	0
2009	Okla	12	12	31	492	15.9	1	4	81	20.3	0
2010	Okla	14	14	34	268	7.9	0	2	32	16.0	0
2011	Okla	9	9	18	188	10.4	0	1	8	8.0	0
Totals		48	43	107	1186	11.1	2	7	121	17.3	0

BROYLES' CAREER STATISTICS

Year	Tm	G	S	Receiving				Rushing			
				Rec	Yds	Avg	Lg	TD	Att	Yds	Avg
2012	Det	10	3	22	300	13.6	23	2	0	0	0.0
Totals		10	3	22	300	13.6	23	2	0	0	0.0

2012 (Det)

Date	Opp	G	S	Rec	Yds	Avg	Lg	TD	Att	Yds	Avg	Lg	TD
9/9	STL	0	0	INACTIVE									
9/16	at SF	0	0	DID NOT PLAY									
9/23	at SF	1	0	0	0	0.0	0	0	0	0	0.0	0	0
9/30	MIN	1	0	0	0	0.0	0	0	0	0	0.0	0	0
10/14	at Phil	1	0	0	0	0.0	0	0	0	0	0.0	0	0
10/22	at Chi	1	0	3	41	13.7	23	1	0	0	0.0	0	0
10/28	SEA	1	0	3	37	12.3	19	1	0	0	0.0	0	0
11/4	at Jax	1	0	6	52	8.7	13	0	0	0	0.0	0	0
11/11	at Min	1	1	6	6.0	6.0	6	0	0	0	0.0	0	0
11/18	GB	1	0	2	35	17.5	27	0	0	0	0.0	0	0
11/22	HOU	1	0	6	126	21.0	40	0	0	0	0.0	0	0
12/2	IND	1	1	3	3.0	3.0	3	0	0	0	0.0	0	0
12/9	at GB	0	0	RESERVE/INJURED									
12/16	at Ari	0	0	RESERVE/INJURED									
12/22	ATL	0	0	RESERVE/INJURED									
12/30	CHI	0	0	RESERVE/INJURED									
Totals		10	3	22	300	13.6	23	2	0	0	0.0	0	0



NATE BURLESON

Wide Receiver

Nevada

Ht: 6-0

Born: 8/19/81

Draft: '03, R3 (71)-Min

10th Year

Wt: 198

Seattle, Wash.

Acquired: '10, UFA-Sea

13

Complete biographical information available on Detroitlions.com.

MAINE FACTS

- Twitter: @Nate13Burleson
- Voted by his teammates for the Mike Utley Spirit Award in 2012.
- Big cartoon fan and still watches when he gets a chance and favorites include: Looney Toons, Smurfs, Chip and Dale, and Dark Wing Duck.
- Has a tremendous shoe collection consisting of over 500 shoes. Loves opening up a fresh new box of shoes and smelling them and claims that the new shoe smell is better than new car smell.
- After his playing career, Burleson would like to be a football commentator for TV or radio. He has already been offered jobs as a commentator on the radio. His focus in college was speech communication, so one of his passions is to get in front of people and speak.
- Part of an athletically gifted family, started by father, Alvin, who played for the Calgary Stampers of the CFL from 1976-81. Brother, Kevin, played for the NBA's Charlotte Bobcats.

TRANSACTIONS

- Signed five-year contract with the Detroit Lions as an unrestricted free agent March 6, 2010.
- Placed on Reserve/Injured list by the Seahawks September 9, 2008
- Signed by the Seattle Seahawks as restricted free agent March 31, 2006.
- Drafted by the Minnesota Vikings in the third round (71st overall) of the 2003 NFL Draft.

PRO

Tenth-year veteran wide receiver who stretches the field and gains valuable yards after the catch. Spent the first three years of his career (2003-05) with the Minnesota Vikings and then the next four years with the Seattle Seahawks (2006-09).

- In 126 career games (95 starts), he has accumulated 418 career catches for 5,169 yards (12.4 avg) and 38 touchdowns. Also has 38 rushes for 265 yards (7.0 avg).
- Had breakout season for Minnesota in his second season (2004), leading the team in receiving yards with 1,006.
- Led Seattle in touchdowns in 2007 with seven receiving touchdowns and two return touchdowns.
- Has garnered eight career 100-yard receiving games, including one in 2011 with the Lions.

2012: Opened 2012 as starting receiver opposite WR Calvin Johnson. Registered 27 catches for 240 yards and two touchdowns in his six games (five starts) before a leg injury ended his season in Week 7. His 17-yard touchdown reception at Philadelphia (10/14) was part of a late Lions comeback victory. His 10-catch, 69-yard, one-touchdown performance at Tennessee (9/23) marked his most productive outing of the season.

- Recorded six receptions for 69 yards in the Lions' 27-23 season home opener against the St. Louis Rams (9/9) and also carried the ball for a six-yard run on the opening play of the game. Caught a crucial 20-yard pass with 1:25 remaining in the game on the Lions' game-winning drive that led to a Kevin Smith touchdown.
- Caught one pass for 11 yards in the Lions' 27-19 loss at San Francisco (9/16) in Week 2.
- Nearly tied a career high for receptions with 10 catches for 69 yards in Week 3 at Tennessee (9/23). Burleson and WR Calvin Johnson each caught 10 passes in the game, becoming the first pair of receivers in team history to each have 10 receptions in a single game.
- Among his catches included a three-yard touchdown catch in the fourth quarter, immediately followed by his second career two-point conversion reception.
- Caught five passes for 51 yards, his longest for 26 yards, and rushed the ball once for eight yards in Week 4 vs. Minnesota (9/30).
- Caught his second touchdown pass of the season in Week 6 at Philadelphia (10/14) on a 17-yard strike from QB Matthew Stafford that sparked a Lions comeback to send the game into overtime on their way to a 26-23 (OT) victory. Finished the game with four catches for 24 yards and also had two carries for 22 yards on the ground.
- Caught one pass for 16 yards before leaving the game with a broken leg injury in Week 7 at Chicago (10/22).
- Placed on Reserve/Injured for remainder of the season with a broken leg injury.

COLLEGE

Recorded 248 catches for 3,293 yards and 22 touchdowns during his three years at Nevada.

- Finished second in NCAA history for receptions in a single season with 138 in 2002. Finalist for Biletnikoff Award (nation's top wide receiver).
- Led nation in receptions per game and receiving yards as a senior (2002) and was named first-team All-America by AFCA, All-WAC and team MVP. Was also a second-team All-America by The Sporting News and CNN/SI.

PERSONAL

Earned eight letters in football, basketball and track at O'Dea High School in Seattle.

- Named Seattle Athlete of the Year as a senior in 1999.
- Born in Calgary during his father's playing days.
- Married to wife Atoya. Couple has two sons, Nathaniel II and Nehemiah.

BURLESON'S SINGLE-GAME BESTS

Receptions:	11	at GB 11/14/04
Receiving Yards:	141	at GB 11/14/04
Long Reception:	68	vs. GB 12/24/04
Receiving Touchdowns:	2 (3 times)	Last vs. Jax 10/11/09
Rushing:	2	vs. GB 12/24/04
Rushing Yards:	23	at TB 12/19/10
Long Rush:	23	at TB 12/19/10
Punt Returns:	7	vs. SF 12/6/09
Punt Return Yards:	96	at Ind 11/8/04
Long Punt Return:	94	at Cle 11/4/07
Punt Return Touchdowns:	1 (3 times)	Last at Cle 11/4/07
Kickoff Returns:	6	at Arz 12/10/06
Kickoff Return Yards:	159	at Arz 12/10/06
Long Kickoff Return:	91	vs. StL 10/21/07
Kickoff Return Touchdowns:	1	vs. StL 10/21/07

BURLESON'S CAREER STATISTICS

RECEIVING										RUSHING									
Year	Tm	G	S	Rec	Yds	Avg	Lg	TD		Att	Yds	Avg	Lg	TD					
2003	Min	16	9	29	455	15.7	52	2		0	0	0.0	-	0					
2004	Min	16	15	68	1006	14.8	68t	9		6	49	8.2	11	0					
2005	Min	12	9	30	328	10.9	20	1		2	-6	-3.0	2	0					
2006	Sea	16	7	18	192	10.7	36	2		0	0	0.0	0	0					
2007	Sea	16	12	50	694	13.9	45t	9		2	4	2.0	3	0					
2008	Sea	1	1	5	60	12.0	20t	1		0	0	0.0	0	0					
2009	Sea	13	12	63	812	12.9	44t	3		2	4	2.0	2	0					
2010	Det	14	14	55	625	11.4	58	6		7	81	11.6	25	0					
2011	Det	16	11	73	757	10.4	47	3		11	85	7.7	20	0					
2012	Det	6	5	27	240	8.9	26	2		8	48	6.0	6	0					
Totals		126	95	418	5169	12.4	68t	38		38	265	7.0	25	0					

POSTSEASON

Year	Tm	G	S	Rec	Yds	Avg	Lg	TD	Att	Yds	Avg	Lg	TD
2004	Min	2	2	8	110	13.8	29	1	0	0	0.0	-	0
2006	Sea	2	0	1	16	16.0	16	1	0	0	0.0	-	0
2007	Sea	2	0	1	10	9.7	9	0	0	0	0.0	-	0
2011	Det	1	1	4	50	12.5	21	0	1	2	2.0	2	0
Totals		7	4	23	227	11.7	20	2	1	2	2.0	2	0

PUNT RETURNS


Year	Tm	G	S	P	Yds	Avg	Lg	TD
2003	Min	16	9	1	0	0.0	-	0
2004	Min	16	15	25	214	8.6	91t	1
2005	Min	12	9	5	21	4.2	10	0
2006	Sea	16	7	34	322	9.5	90t	1
2007	Sea	16	12	58	658	11.3	94t	1
2008	Sea	1	1	3	54	18.0	21	0
2009	Sea	13	12	30	254	8.5	29	0
2010	Det	14	14	0	-	-	0	0
2011	Det	1	0	0	-	-	0	0
2012	Det	6	5	0	-	-	0	0
Totals		105	80	156	1523	9.8	94t	3

POSTSEASON

Year	Tm	G	S	PR	Yds	Avg	Lg	TD	KR	Yds	Avg	Lg	TD
2004	Min	2	2	5	14	5.8	16	0	0	0	0.0	-	0
2006	Sea	2	0	6	15	2.5	13	0	11	227	25.2	41	0
2007	Sea	2	1	6	84	14.0	20	0	8	125	15.6	26	0
Totals		6	3	17	113	6.5	20	0	19	352	21.2	41	0

2012 (Det)

Date	Opp	G	S	Rec	Yds	Avg	Lg	TD	Att	Yds	Avg	Lg	TD	TotY
9/9	STL	1	1	6	69	11.5	21	0	1	6	6.0	6	0	75
9/16	at SF	1	1	1	11	11.0	11	0	2	5	2.5	3	0	16
9/23	at Ten	1	1	10	69	6.9	15	1	2	7	3.5	4	0	76
9/30	MIN	1	1	5	51	10.2	26	0	1	8	8.0	8	0	59
10/14	at Phi	1	1	4	24	6.0	17	1t	2	22	11	16	0	46
10/22	at Chi	1	0	1	16	16.0	16	0	0	0	-	-	0	16
10/28	SEA	0	0	0	0	0	0	0	0	0	0	0	0	0
11/4	at Jax	0	0	0	0	0	0	0	0	0	0	0	0	0
11/11	at Min	0	0	0	0	0	0	0	0	0	0	0	0	0
11/18	GB	0	0	0	0	0	0	0	0	0	0	0	0	0
11/22	HOU	0	0	0	0	0	0	0	0	0	0	0	0	0
12/2	IND	0	0	0	0	0	0	0	0	0	0	0	0	0
12/9	at GB	0	0	0	0	0	0	0	0	0	0	0	0	0
12/16	at Atl	0	0	0	0	0	0	0	0	0	0	0	0	0
12/22	ATL	0	0	0	0	0	0	0	0	0	0	0	0	0
12/30	CHI	0	0	0	0	0	0	0	0	0	0	0	0	0
Totals		6	5	27	240	8.9	26	2	8	48	6.0	6	0	288



DON CAREY

Cornerback
Norfolk State

Ht: 5-11

Born: 2/14/87

Draft: '09, R6 (177)-Cle

3rd Yr.

Wt: 192

Norfolk, Va.

Acquired: '11, FA-Jax

32

Complete biographical information available on Detroitlions.com.

MAINE FACTS

- Turned down an opportunity to attend Yale University.
- First Norfolk State player to be drafted in the Division I era (since 1998).
- Born in Grand Rapids, Michigan.

TRANSACTIONS

- Signed by the Detroit Lions on October 25, 2011.
- Released by the Jaguars on September 3, 2011.
- Placed on injured reserve by the Jaguars on September 1, 2009.
- Claimed off waivers by the Jacksonville Jaguars on August 8, 2009.
- Released by the Browns on August 6, 2009.
- Drafted by the Cleveland Browns in the sixth round of the 2009 NFL Draft.

PRO

- Re-signed with the Lions on 11/1/2012.
- Has appeared in 29 games, including 16 starts. Career totals include 86 tackles (60 solo), three interceptions and seven pass defenses.
- 2012: With injuries to the secondary, Carey returned to the Lions and ended up playing in nine games (six starts) and made an immediate impact on defense and special teams. Totaled 12 special teams tackles (10 solo) to go along with his 27 tackles (19 solo) on defense. His two interceptions against Indianapolis (12/2) highlighted his 2012 campaign.
- Recorded two special teams tackles in the Lions' 31-14 win over Jacksonville in Week 9 (11/4) just three days after re-signing with the team.
- Had two special teams tackles in Week 10 at Minnesota (11/11).
- Started at strong safety in Week 11 vs. Green Bay for his first start of the season and had one solo tackle.
- Had one special teams tackle on Thanksgiving Day vs. Houston (11/22).
- Had a career day, setting a new career high in interceptions (2), interception return yards (51) and tying a career high in total tackles (7), three solo, in Week 13 vs. Indianapolis (12/2). Carey also led all Lions defenders in passes defended with three.
- Finished third on the team in tackles with five (four solo) in Week 14 at Green Bay (12/9).
- Continued his strong performance at strong safety in Week 15 at Arizona (12/16), finishing third on the team in tackles with six (five solo), including two tackles for loss against the Cardinals.
- Had three tackles (two solo) and two passes defended in Week 16 vs. Atlanta (12/22).
- Finished the 2012 season with five tackles (four solo) and one special teams tackle in Week 17 vs. Chicago (12/30).

COLLEGE

- Four-year starter at Norfolk State.
- Two time member of the All-NEAC second team in 2007 and 2008.
- Recorded five interceptions during his senior season. He returned one interception 94 yards for a touchdown.
- Also had a 49-yard fumble return for a touchdown in 2008.
- Had eight interceptions and 14 pass breakups during his junior and senior seasons.
- In his career, he posted 179 tackles, 7.5 tackles for loss, 10 interceptions, and 35 pass breakups.

PERSONAL

- Attended Booker T. Washington High School.
- Second-team All-Eastern District pick as a senior.
- Son of William and Karen Robinson.
- Studied building construction technology at NSU.

CAREY'S SINGLE-GAME BESTS

Tackles: 7 (twice) Last vs. Ind 12/2/12
Interceptions: 2 vs. Ind 12/2/12
Interception Return Yards: 51 vs. Ind (12/2/12)
Special Teams Tackles: 2 (twice) Last at Min 11/11/12

CAREY'S CAREER STATISTICS


Year	Tm	G	S	TT	ST	AT	Sk	Yds	Int	Yds	TD	PD	FF	FR	Yds	TD	STT
2010	Det	15	10	51	36	15	0	1	7	0	1	0	0	0	0	0	4
2011	Det	5	0	8	5	3	0	0	0	0	0	1	0	0	0	0	3
2012	Det	9	6	27	19	8	0	2	51	0	5	0	0	0	0	0	12
Totals		29	16	86	60	26	0	3	58	0	7	0	0	0	0	0	18

POSTSEASON

Year	Tm	G	S	TT	ST	AT	Sk	SkY	Int	Yds	TD	PD	FF	FR	Yds	TD	STT
2011	Det	1	0	0	0	0	0	0	0	0	0	0	0	0	0	0	1
Total		1	0	0	0	0	0	0	0	0	0	0	0	0	0	0	1

2012 (Det)

Date	Opp	G	S	TT	ST	AT	Sk	SkY	Int	Yds	TD	PD	FF	FR	Yds	TD	STT
9/9	STL	0	0	0	0	0	0	0	0	0	0	0	0	0	0	0	0
9/16	at SF	0	0	0	0	0	0	0	0	0	0	0	0	0	0	0	0
9/23	at Ten	0	0	0	0	0	0	0	0	0	0	0	0	0	0	0	0
9/30	MIN	0	0	0	0	0	0	0	0	0	0	0	0	0	0	0	0
10/14	at Phi	0	0	0	0	0	0	0	0	0	0	0	0	0	0	0	0
10/22	at Chi	0	0	0	0	0	0	0	0	0	0	0	0	0	0	0	0
10/28	SEA	0	0	0	0	0	0	0	0	0	0	0	0	0	0	0	0
11/4	at Jax	1	0	0	0	0	0	0	0	0	0	0	0	0	0	0	2
11/11	at Min	1	0	0	0	0	0	0	0	0	0	0	0	0	0	0	0
11/18	GB	1	1	1	0	0	0	0	0	0	0	0	0	0	0	0	0
11/22	HOU	1	0	0	0	0	0	0	0	0	0	0	0	0	0	0	1
12/2	IND	1	1	7	3	4	0	2	51	0	3	0	0	0	0	0	0
12/9	at GB	1	5	4	1	0	0	0	0	0	0	0	0	0	0	0	1
12/16	at Ari	1	6	5	1	0	0	0	0	0	0	0	0	0	0	0	2
12/22	ATL	1	3	2	1	0	0	0	0	0	2	0	0	0	0	0	2
12/30	CHI	1	5	4	1	0	0	0	0	0	0	0	0	0	0	0	2
Totals		9	6	27	19	8	0	2	51	0	5	0	0	0	0	0	12



SHAUN CHAPAS

Fullback

Georgia

Ht: 6-2

Born: 5/2/88

Draft: '11, R7 (220)-Dal

1st Year

Wt: 244

Jacksonville, Fla.

Acquired: FA '12

45

Complete biographical information available on Detroitlions.com.

TRANSACTIONS

- Signed to Detroit Lions active roster on December 14, 2012.
- Signed to Detroit Lions practice squad on September 3, 2012.
- Released by Dallas Cowboys on August 31, 2012.
- Activated to Cowboys' 53-man roster on November 30, 2011.
- Released by Cowboys on September 3, 2012. Added to Cowboys practice squad on September 5, 2011.
- Originally drafted in the 7th round (220th overall) of the 2011 NFL Draft by the Dallas Cowboys.

PRO

2012: Signed to the Lions active roster from the practice squad on December 14, 2012.

- Earned his first-career start in Week 16 vs. Atlanta (12/22).
- Caught one pass for six yards in Week 17 vs. Chicago (12/30).

2011: Signed to the Cowboys active roster on November 30.

- Caught first career pass at Arizona (12/4) for nine yards.
- Played the following two weeks before being inactive for final two weeks.

COLLEGE

- Selected as Georgia's overall permanent captain and started nine-of-11 games played, finishing sixth on the team with 44 yards and two touchdowns on 15 carries along with five catches for 29 yards and two scores.
- As a junior, started seven-of-12 games played, finishing with 46 yards and a touchdown on seven carries, 50 yards and a touchdown on nine catches four solo special teams stops.
- Appeared in all 13 games, starting six, and finished with seven carries for 24 yards, nine catches for 120 yards and a touchdown, two kickoff returns for 19 yards and a pair of special teams tackles.
- Named the team's Most Improved Running Back. Appeared in 13 games.
- Finished his redshirt freshman season with 41 yards on 11 carries and caught three passes for 22 yards.
- ESPN Academic All-District III first-team and, for the third season, received the UGA Athletic Director's Honor Roll distinction as a senior.

PERSONAL

Despite missing his senior season with a knee injury at The Bolles School in Jacksonville, Fla., was still rated the eighth-best fullback in the nation and fifth on the Rivals.com Florida Top-100 Team.


- Earned Florida Times-Union Super 24, Tallahassee Democrat Top-75 List and Orlando Sentinel Top-100 honors.
- Was the team's Athlete of the Year as a freshman and sophomore before leading the school to a Class AA state title as a junior blocking back.
- Added nine touchdowns on 38 carries and two more on nine catches.
- Double majored in marketing and Kinesiology.

CHAPAS' CAREER STATISTICS

Year	Tm.	RECEIVING						
		G	GS	Rec	Yds	Avg	Lg	TD
2011	Dal	3	0	1	9	9.0	9	0
2012	Det	3	1	1	6	6.0	6	0
Totals		6	1	2	15	7.5	9	0

2012 (Det)

Date	Opp	RECEIVING						
		G	GS	Rec	Yds	Avg	Lg	TD
9/9	STL	0	0	0	0	0.0	0	0
9/16	at SF	0	0	0	0	0.0	0	0
9/23	at Ten	0	0	0	0	0.0	0	0
9/30	MIN	0	0	0	0	0.0	0	0
10/14	at Phi	0	0	0	0	0.0	0	0
10/22	at Chi	0	0	0	0	0.0	0	0
10/28	SEA	0	0	0	0	0.0	0	0
11/4	at Jax	0	0	0	0	0.0	0	0
11/11	at Min	0	0	0	0	0.0	0	0
11/18	GB	0	0	0	0	0.0	0	0
11/22	HOU	0	0	0	0	0.0	0	0
12/2	IND	0	0	0	0	0.0	0	0
12/9	at GB	0	0	0	0	0.0	0	0
12/16	at Ari	1	0	0	0	0.0	0	0
12/22	ATL	1	2	0	0	0.0	0	0
12/30	CHI	1	0	1	6	6.0	6	0
Totals		3	1	1	6	6.0	6	0



GOSDER CHERILUS

Tackle

Boston College

Ht: 6-7

Born: 6/28/84

Draft: '08, R1 (17)-Det

5th Year

Wt: 325

Somerville, Mass.

77

Complete biographical information available on Detroitlions.com.

MAINE FACTS

- Cherilus was a fan of the New England Patriots while growing up. Developed an appreciation for various aspects of different former offensive linemen's games, such as Seahawks T Walter Jones' feet, former Ravens' T Jonathan Ogden's length and former Saints/Rams/Chiefs T Kyle Turley's mindset.
- Cherilus' favorite entertainer is Will Smith and he especially enjoys *The Fresh Prince of Bel Air*. His favorite movies are: *Gladiator* and *Man on Fire*.
- On game days, Cherilus is very particular about not feeling rushed. He makes sure to show up early so that he can get ready at his own pace.
- Outside of football, Cherilus is working on developing and opening a Steak House/Bar. After his playing days, he wants to develop and lease commercial real estate.

TRANSACTIONS

- Placed on injured reserve by the Lions on December 15, 2010.
- Drafted by the Detroit Lions in the first round (17th overall) in the 2008 NFL Draft.

PRO

Cherilus has been the Lions starting right tackle in each of his first five seasons after being drafted by Detroit in the first round (17th overall) of the 2008 NFL Draft.

- Established himself as the Lions' starting right tackle as a rookie and has played in 75 games with 71 starts.
- 2012: Played and started in all 16 games and helped pave the way for 17 rushing touchdowns and 4,967 yards passing from QB Matthew Stafford. Part of unit that ranked fourth in the NFL in sacks allowed per pass play.
- With the Lions starting lineup of Cherilus, LT Backus, LG Rob Sims, C Dominic Raiola, and RG Stephen Peterman in the team's season opener win against St. Louis (9/9), the offensive line became the unit that marked the first time a Lions team has started the same offensive line combination for three consecutive years since 1980-82 (LT Karl Baldscheller, LG Homer Elias, C Amos Fowler, RG Russ Bolinger and RT Keith Dorne). With starts by all five offensive linemen, they moved their collective total of regular season starts with the Lions to 494, the most starts by an offensive line unit with one team in the NFL.
- Part of the Lions offensive line effort in Week 3 at Tennessee (9/23) that helped Detroit's offense gain 583 yards against the Titans. Detroit set a new all-time team single game record with 583 total yards, breaking the previous record of 582 vs. the New York Yanks November 23, 1950.
- The offensive line opened holes and allowed the Lions to rush for 141 yards, which included 100 by RB Mikel Leshoure (first 100-yard game by a Lions player in an NFL debut since RB Billy Sims in 1980).
- The Lions registered 11 first downs via the rush against Tennessee, tied for the most in a single game by Detroit since 2002.
- Offense allowed just one sack on 56 pass plays and three negative rushes (minus 3 yards). Overall the offense had just four negative plays (minus 11 yards) on 92 total plays in the game.
- Helped the Lions' offensive line hold the Eagles' defense to no sacks on the day in the Lions' comeback 26-23 overtime win at Philadelphia in Week 6 (10/14). Lions also gained 138 yards on the ground and allowed just three tackles for loss on rushing plays for a total of 4 yards.
- The offensive line saw their best game of the season in Week 9 at Jacksonville (11/4), helping RBs Mikel Leshoure and Joique Bell combine for four rushing touchdowns against the Jaguars and tally 149 yards on the ground in the Lions' 31-14 win.
- Helped the Lions ground game to two rushing touchdowns from RBs Mikel Leshoure and Joique Bell, respectively, in Week 12 vs. Houston on Thanksgiving Day (11/22).
- Contributed to an offensive line effort that allowed zero sacks against the Colts' pass rush in Week 13 vs. Indianapolis (12/2).
- 2011: Team's starting right tackle. Offense finished season 10th in the NFL in sacks per pass play (5.1 pct) yielding 36 sacks on 702 pass plays.
- The Lions' season opener at Tampa Bay (9/11) marked the first time since 1981-82 that the Lions have started the same offensive line (same personnel at same positions) in consecutive years on opening day. Cherilus, LT Jeff Backus, LG Rob Sims, C Dominic Raiola and RG Stephen Peterman was the team's regular starting offensive line last year for the Lions, including on opening day. The last offensive group to start in consecutive years was LT Karl Baldscheller, LG Homer Elias, C Amos Fowler, RG Russ Bolinger and RT Keith Dorne. That group started on opening day in that lineup three consecutive years (1980-82).

- Helped anchor an offensive line that allowed the Lions to rush for 181 yards on 20 carries (9.1 avg) and only one sack on 27 pass plays during the Lions 24-13 win over Chicago (10/10).
- Helped allow 104 yards rushing vs. Atlanta (10/23) who's defense is ranked sixth in the league in rushing yards per game. Maurice Morris finished with 9 carries for 50 yards (5.6 avg.) and Keiland Williams finished with 9 carries for 44 yards (4.9 avg.).
- Helped protect Matthew Stafford in order for him to set a new franchise record 63 passing attempts vs. Chicago (11/13).

COLLEGE

After starting 37 consecutive games at right tackle for the Eagles, Cherilus moved to the demanding left tackle position his senior year becoming an instrumental part of an offense that ranked seventh in the nation with an average of 323.9 aerial yards per game.

- As the recipient of the team Unsung Hero Award in 2007, he also garnered All-Atlantic Coast Conference second-team honors and served as a team captain.
- Started all 13 games at right tackle as a sophomore and delivered 53 knockdown blocks and helped the Eagles to lead the Atlantic Coast Conference in total offense, averaging 387.75 yards per game.
- Was the only redshirt freshman to start on BC's offensive line in 2004, helping the team average 385.4 yards per game in total offense.
- Closed out his career with 51 consecutive starts for the Eagles, setting a school record.

PERSONAL

Attended Somerville (Mass.) High School where he was a Boston Globe and Boston Herald All-Scholastic selection as a senior.

- Played tackle on both sides of the ball.
- Named to Tom Lemming's All-American team in 2002, the same season that he captured All-State accolades from the Massachusetts State Coaches Association.
- Excelled on Somerville's basketball team as a power forward and center.
- Performed in the shot put for the track team.
- Communications major, who graduated in the spring of 2007 from the College of Arts & Sciences.
- Came to the United States from Haiti at age 14 and became a U.S. citizen shortly after.
- Son of Morisena Exilus and Jenel Cherilus.
- Born Gosder Cherilus on June 28, 1984 in Haiti and resides in Somerville, Massachusetts.

CHERILUS' CAREER STATISTICS

Year	Tm	G	S
2008	Det	16	13
2009	Det	15	15
2010	Det	12	12
2011	Det	16	15
2012	Det	16	16
Totals		74	71
POSTSEASON			
Year	Tm	G	S
2011	Det	1	1
Total		1	1



LOUIS DELMAS

Safety
Western Michigan
Ht: 5-11
Born: 4/12/87
Draft: '09, R2 (33)-Det

4th Year
Wt: 202
North Miami Beach, Fla.

26

Complete biographical information available on Detroitlions.com.

MAINE FACTS

- 2011 Pro Bowl Alternate.
- While growing up in Florida, Delmas was huge fan of the Tampa Bay Buccaneers mainly because he enjoyed watching fullback Mike Alstott run over defenders.
- Delmas' favorite actor is Chris Tucker. He considers *Friday* one of the best movies ever made.
- While getting dressed before games, Delmas will put his game pants on last.
- Delmas loves to fish and when he is back in Florida, he drives around with his pole just in case he comes across a fishing spot.
- When his career is over, he would like to open up a Boys and Girls club.

TRANSACTIONS

- Drafted by the Detroit Lions in the second round (33rd overall) of the 2009 NFL Draft.

PRO

Hard-hitting safety who flies around the field with speed and aggressiveness. Delmas brings athleticism and toughness to the Lions' defensive backfield.

- One of the League's best, young defensive playmakers.
- Has played in 49 career game (49 starts), garnering 264 tackles (191 solo), three sacks (14 yards), three interceptions, 16 pass defenses, two forced fumbles and four fumble recoveries.
- Became the first rookie in NFL history and the second player (Rams LB Rod Martin, 1984) ever to register an interception return TD, fumble return TD and a safety in the same season.
- Named to Sporting News 2009 All-Rookie Team.
- During rookie season, named NFL Defensive Player of the Month for September.

2012: Hampered by a lingering knee injury, was able to play through pain to start eight games. Totaled 38 tackles (28 solo) and one interception. Made an immediate impact upon his return to the field, making seven tackles (seven solo) and one interception at Philadelphia (10/14).

- Inactive for first four games of the season due to a knee injury.
- Returned to action as the starting free safety in Week 6 against the Eagles (10/14), making an immediate impact with seven solo tackles and the Lions' first interception of the season in the 26-23 overtime win. His interception was the third of his career and his first since his rookie season in 2009.
- Finished with three tackles (two solo) in the Lions' 13-7 loss at Chicago in Week 7 (10/22).
- Finished fourth on the team in tackles with three solo tackles vs. Seattle in Week 8 (10/28), but left the game in the third quarter with a knee injury.
- Inactive in Week 9 at Jacksonville (11/4) and Week 10 at Minnesota (11/11) with a knee injury.
- Inactive in Week 11 vs. Green Bay (11/18) with a knee injury.
- Returned to action in Week 12 vs. Houston (11/22) on Thanksgiving Day, finishing with five tackles (three solo).
- Finished with three tackles (two solo) in Week 13 vs. Indianapolis (12/2).
- Inactive in Week 14 at Green Bay (12/9).
- Returned to action in Week 15 at Arizona (12/16) and finished fifth on the team in total tackles with three solo tackles, including one tackle for loss against the Cardinals.
- Led the team in tackles in Week 16 vs. Atlanta (12/22) with nine tackles (six solo).
- Had five tackles (two solo) and one pass defense in Week 17 vs. Chicago (12/30).

2011: Team's starting free safety. Had 51 tackles (31 solo) and 4 pass defenses on the season.

- Recovered fumble on the game's final play at Tampa Bay to help seal the Lions 27-20 win at Tampa Bay in the opener.
- Was part of a team effort that registered 6 turnovers in the game against Kansas City (9/18), including 3 interceptions and 3 fumble recoveries. It marked the first time since the Lions claimed a 24-17 win at Houston (Oilers, 12/10/95) that the team had 3 interceptions and 3 fumble recoveries.
- Helped the defense limit the Chiefs to 3 points, leading to the Lions 48-3 win—the largest victory margin for a regular season game in team history.
- In the first 2 games, the defense collected 8 takeaways (4 interceptions and 4 fumble recoveries), and yielded no touchdowns in the first half. The defense allowed just 1 touchdown (passing) and 3 field goals through the first two games.
- Inactive in Week 9 at Jacksonville (11/4) with a knee injury.

COLLEGE

Delmas started in 44 of 45 games at Western Michigan, 33 at free safety and 11 at cornerback as he began his career as a left cornerback before moving inside to free safety as a sophomore. He became just the 14th player in school history to register 300 or more tackles in a career, finishing tied for eighth on that record list with 310 hits. He also appeared on special teams and saw brief action as a receiver in the 2008 Texas Bowl.

- In 2008, Delmas led the Broncos with a career-high 111 tackles (61 solo) and earned All-American status for the first time. Also had four interceptions, including one that he returned for a touchdown. His 111 tackles ranked sixth among the nation's defensive backs during his final season.
- All-American Dream Team choice by The NFL Draft Report, adding All-MAC first-team honors from the league's coaches. Earned MAC Defensive Player of the Week honors vs. Northern Illinois and Illinois.
- In 2007, started nine of 10 games played in, recording 64 tackles (48 solos), ranking fifth on the team. Earned All-MAC second-team honors.
- As a sophomore in 2006, started 11 games at free safety. Finished third on the team with 53 tackles (39 solos), coming up with 0.5 stops for minus one yard. Caused and recovered a fumble, as he deflected five passes and intercepted four others for 52 yards in returns.
- During his freshman season in 2005, started all 11 games at left cornerback. Ranked third on the squad with 82 tackles (64 solos), the most by any first-year player in the MAC during 2005. Also had 1.5 sacks for minus 7 yards among his four stops behind the line of scrimmage and recovered two fumbles and registered one safety.
- Freshman All-American second-team selection by College Football News. Added All-MAC second-team honors after deflecting a team-high eight passes and pacing the Broncos with three interceptions.

PERSONAL

Attended North Miami Beach (Fla.) High School, where he was teammates with fellow Western Michigan players Daniel Marks and E.J. Biggers.

- Was voted his team's best defensive back three straight seasons.
- Broke school records for single game and career kickoff return yardage, as he collected 178 tackles with three interceptions on defense and had 61 receptions for 841 yards and seven touchdowns on offense.
- Brother Greg Joseph plays safety at Florida Atlantic.
- Born Apr. 12, 1987 in Fort Pierce, Florida.

DELMAS' SINGLE-GAME BESTS

Tackles:	10 at Cin 12/6/09
Sacks:	1 (3 times) last vs GB 10/3/10
Pass Defenses:	2 at Sea 11/8/09
Interceptions:	1 (3 times) last at Phi 10/14/12
Long Interception Return:	101 vs. Ari 12/20/09
Fumble Recoveries:	1 (3 times) last at TB 9/11/11
Forced Fumbles:	1 at Chi 9/12/10
Long Fumble Return:	65 at NO 9/13/09
Special Teams Tackles:	2 vs. Pit 10/11/09

DELMAS' CAREER STATISTICS

Year	Tm	G	S	TT	ST	AT	Sk	SKY	Int	Yds	TD	PD	FF	FR	Yds	TD	STT
2009	Det	15	15	91	63	28	1	2	2	130	1	8	0	1	65	1	4
2010	Det	15	15	84	64	20	2	0	0	12	0	0	1	2	2	4	0
2011	Det	11	11	51	35	16	0	0	0	0	0	5	0	1	0	0	0
2012	Det	8	8	38	28	10	0	0	1	0	0	2	0	0	0	0	0
Totals		49	49	264	191	73	3	14	3	130	1	16	2	4	61	1	4

POSTSEASON

Year	Tm	G	S	TT	ST	AT	Sk	SKY	Int	Yds	TD	PD	FF	FR	Yds	TD	STT
2011	Det	1	1	10	7	3	0	0	0	0	0	0	0	0	0	0	0
Total		1	1	10	7	3	0	0	0	0	0	0	0	0	0	0	0
2012 (Det)																	
Date	Opp	G	S	TT	ST	AT	Sk	SKY	Int	Yds	TD	PD	FF	FR	Yds	TD	STT
9/9	STL	0	0	0	0	0	0	0	0	0	0	0	0	0	0	0	0
9/16	at SF	0	0	0	0	0	0	0	0	0	0	0	0	0	0	0	0
9/23	at Ten	0	0	0	0	0	0	0	0	0	0	0	0	0	0	0	0
9/30	MIN	0	0	0	0	0	0	0	0	0	0	0	0	0	0	0	0
10/4	at Phi	1	1	7	7	0	0	0	0	1	0	0	1	0	0	0	0
10/22	at Chi	1	1	3	2	1	0	0	0	0	0	0	0	0	0	0	0
10/28	SEA	1	1	3	3	0	0	0	0	0	0	0	0	0	0	0	0
11/4	at Jax	0	0	0	0	0	0	0	0	0	0	0	0	0	0	0	0
11/11	at Min	0	0	0	0	0	0	0	0	0	0	0	0	0	0	0	0
11/18	GB	0	0	0	0	0	0	0	0	0	0	0	0	0	0	0	0
11/22	HOU	1	1	5	3	2	0	0	0	0	0	0	0	0	0	0	0
12/2	IND	1	1	3	2	1	0	0	0	0	0	0	0	0	0	0	0
12/9	at GB	0	0	0	0	0	0	0	0	0	0	0	0	0	0	0	0
12/16	at Ari	1	1	3	3	0	0	0	0	0	0	0	0	0	0	0	0
12/22	ATL	1	1	9	6	3	0	0	0	0	0	0	0	0	0	0	0
12/30	CHI	1	1	5	2	3	0	0	0	0	0	1	0	0	0	0	0
Totals		8	8	38	28	10	0	0	1	0	0	2	0	0	0	0	0



JUSTIN DURANT

Linebacker

Hampton

Ht: 6-1

Born: 9/21/85

Draft: '07, R2 (48)-Jax

6th Year

Wt: 240

Florence, S.C.

Acquired: '11, UFA-Jax

52

Complete biographical information available on Detroitlions.com.

MAINE FACTS

- Twitter: @JDurant52.
- Favorite player growing up was Jerry Rice.
- Favorite movie is *Pulp Fiction*.
- In the offseason, he enjoys sitting in the basement and watching movies.
- Favorite vacation spot is Miami.
- Wants to visit Tokyo, Japan.
- After playing, wants to be a disk jockey - named DJ JD.

TRANSACTIONS

- Signed as an unrestricted free agent by the Detroit Lions July 29, 2011.
- Originally drafted by the Jacksonville Jaguars in the second round (48th overall) of the 2007 NFL Draft.

PRO

Sixth-year veteran who joined the Lions in 2011 after spending his first four seasons in Jacksonville. Has played in 79 career games with 68 starts at both outside and middle linebacker.

- Career totals include 544 tackles (403 solo), 3.5 sacks, 2 interceptions, 15 pass defenses, 2 forced fumbles, 1 fumble recovery and 5 special teams tackles.
- In four seasons with Jacksonville, compiled 417 tackles (292 solo), 2.0 sacks, 2 forced fumbles, 1 fumble recovery, 2 interceptions, 11 pass defenses and 22 tackles-for-loss.
- Recorded a season-high 135 tackles in 2009.
- Moved to middle linebacker during the 2009 season and made a career-high 13 starts.
- Led the team with 7 tackles-for-loss and ranked third with 113 tackles in 2008.

2012: Played in 16 games (14 starts) and finished second on the team in tackles (103, 82 solo). Also recorded three pass defenses and 0.5 sacks (4.5 yards). Added 7.5 tackles for loss on the season and was a consistent force in the opposing backfield.

- Led team in tackles with 12 combined tackles, including two tackles for loss, in the Lions' 27-23 season home opener win vs. St. Louis (9/9).
- Helped sniff out Rams' final possession with a tackle on the second-to-last play of the fourth quarter in the come-from-behind victory.
- Finished third on the team in tackles with seven (six solo) in the Lions' 27-19 loss at San Francisco (9/16) in Week 2.
- Recorded four solo tackles in the Lions' Week 3 loss at Tennessee (9/23).
- Had six tackles (five solo) in the Lions' Week 4 loss vs. Minnesota (9/30).
- Led the Lions in tackles for the second time this season with eight solo tackles, including one tackle for loss in the 26-23 overtime win at Philadelphia in Week 6 (10/14).
- Finished second on the team in tackles with seven (five solo) and combined for half a sack, his first of the season, with LB Stephen Tulloch in the Lions' 13-7 loss at Chicago in Week 7 (10/22). Also had one pass defended.

- Finished second on the team in tackles for the second-consecutive week with seven solo tackles vs. Seattle in Week 8 (10/28).
- Led the Lions in tackles with seven solo tackles in Detroit's 31-14 win over the Jacksonville Jaguars in Week 9 (11/4).
- Led the Lions in tackles for the second-consecutive week with nine (six solo) in Week 10 at Minnesota (11/11).
- Had five total tackles (four solo) in Week 11 vs. Green Bay (11/18), including one tackle for loss.
- Had eight total tackles (seven solo) and one pass defended in Week 12 vs. Houston on Thanksgiving Day (11/22). Durant and fellow LB Stephen Tulloch combined for 23 of the Lions' 64 total tackles against the Texans.
- Finished with two solo tackles and had one pass defended in Week 13 vs. Indianapolis (12/2).
- Had four total tackles (three solo) in Week 14 at Green Bay (12/9).
- Had three tackles (two solo) in Week 15 at Arizona (12/16).
- Recorded eight tackles (five solo) in Week 16 vs. Atlanta (12/22).
- Finished the 2012 season with six tackles (four solo), including one tackle for loss in Week 17 vs. Chicago (12/30), giving him 103 total tackles on the year.

2011: Team's starting outside linebacker. Collected 68 tackles (53 solo) on the season and 1 sack, 1 pass defense and 1 forced fumble.

- Was part of a defensive unit that allowed just 56 yards on the ground against the Buccaneers (9/1). It was the lowest rushing total allowed by the Lions on the road in a season opener since allowing 31 yards at Seattle September 12, 1999. It was also their lowest rushing total allowed overall on opening day since limiting the Green Bay Packers to 46

yards September 11, 2005. No Bucs running back rushed for more than 15 yards and just 1 of their 17 first downs came on the ground. Tampa's leading rusher was QB Josh Freeman, who finished with 26 yards.

- The defense allowed just 6 points and limited the Bucs to just 8:15 of possession time in the first half. Through the first three quarters, the Lions defense forced three-and-outs on five of the Bucs' first eight possessions, including three-straight to open the third quarter.
- Helped limit the Broncos offense to 10 points and 117 net passing yards in a 45-10 victory at Denver (10/30). He recorded 2 solo tackles in the win.

COLLEGE

Became first player in Mid-Eastern Athletic Conference history to earn MEAC Defensive player of the Year honors three times. Started 39 of 43 games at middle linebacker and ranked second in school history with 353 tackles (185 solo). Contributed 10.0 sacks, 3 fumble recoveries and 4 interceptions.

- Selected as Sheridan Broadcasting Network Black College All-America three times, joining the likes of QB Steve McNair (Alcorn State), LB Tracy White (Howard), S Antoine Bethea (Howard) and TE Shannon Sharpe (Savannah State) as three-time members of that prestigious post-season team.
- Majored in Sports Management.

PERSONAL

Brother of former North Carolina quarterback Darian Durant.

- Established a program in the 2009 offseason with the linebackers to make bi-weekly visits to Wolfson Children's Hospital, where the players visit with patients, sign autographs and distribute gifts.
- Full name: Justin Ryan Durant.

DURANT'S SINGLE-GAME BESTS


Tackles:	16	at Ten 11/1/09
Sacks:	1 (four)	Last vs. SD 12/24/11
Interceptions:	1 (twice)	Last vs. Hou 12/6/09
Interception Return Yards:	27	vs. Hou 12/6/09
Long Interception:	27	vs. Hou 12/6/09
Pass Defenses:	2 (twice)	Last vs. NYG 11/28/10
Fumbles Forced:	1 (twice)	Last at Oak 12/18/11
Fumble Recoveries:	1	vs. Hou 11/14/10
Special Teams Tackles:	2 (twice)	vs. Ten 11/16/08

DURANT'S CAREER STATISTICS

Year	Tm	G	S	TT	ST	AT	Sk	Yds	Int	Yds	TD	PD	FF	FR	Yds	TD	STT
2007	Jax	13	8	70	50	20	1.0	0	1	2	0	2	0	0	0	0	3
2008	Jax	14	12	113	81	32	0.0	0	0	0	0	5	0	0	0	0	2
2009	Jax	13	13	135	90	45	1.0	0	1	27	0	2	1	0	0	0	0
2010	Jax	10	9	55	47	8	0.0	0	0	0	0	2	0	1	0	0	0
2011	Det	13	12	68	53	15	1	0	0	0	0	1	1	0	0	0	0
2012	Det	16	14	103	82	21	0.5	4.5	0	0	0	3	0	0	0	0	0
Totals		79	68	544	403	141	3.5	4.5	2	29	0	15	2	1	0	0	5

POSTSEASON

Year	Tm	G	S	TT	ST	AT	Sk	Yds	Int	Yds	TD	PD	FF	FR	Yds	TD	STT
2011	Det	1	1	9	6	3	0	0	0	0	0	0	0	0	2	0	0
Total		1	1	9	6	3	0	0	0	0	0	0	0	0	2	0	0
2012 (Det)																	
Date	Opp	G	S	TT	ST	AT	Sk	Yds	Int	Yds	TD	PD	FF	FR	Yds	TD	STT
9/9	STL	1	1	12	7	5	0	0	0	0	0	0	0	0	0	0	0
9/16	at SF	1	1	7	6	1	0	0	0	0	0	0	0	0	0	0	0
9/23	at Ten	1	1	4	4	0	0	0	0	0	0	0	0	0	0	0	0
9/30	MNV	1	1	6	5	1	0	0	0	0	0	0	0	0	0	0	0
10/4	at Phi	1	1	8	8	0	0	0	0	0	0	0	0	0	0	0	0
10/22	at Chi	1	1	7	5	2	0.5	4.5	0	0	0	1	0	0	0	0	0
10/28	SEA	1	1	7	7	0	0	0	0	0	0	0	0	0	0	0	0
11/4	at Jax	1	1	7	7	0	0	0	0	0	0	0	0	0	0	0	0
11/11	at Min	1	1	9	6	3	0	0	0	0	0	0	0	0	0	0	0
11/18	GB	1	0	5	4	1	0	0	0	0	0	0	0	0	0	0	0
11/22	HOU	1	1	8	7	1	0	0	0	0	0	1	0	0	0	0	0
12/2	IND	1	1	2	2	0	0	0	0	0	0	1	0	0	0	0	0
12/9	at GB	1	0	4	3	1	0	0	0	0	0	0	0	0	0	0	0
12/16	at Ari	1	1	3	2	1	0	0	0	0	0	0	0	0	0	0	0
12/22	ATL	1	1	8	5	3	0	0	0	0	0	0	0	0	0	0	0
12/30	CHI	1	1	6	4	2	0	0	0	0	0	0	0	0	0	0	0
Totals		16	14	103	82	21	0.5	4.5	0	0	0	3	0	0	0	0	0



KRIS DURHAM

Wide Receiver

Georgia

Ht: 6-6

Born: 3/17/88

Draft: '11, R4 (107)-Sea

2nd Year

Wt: 216

Calhoun, Ga.

Acquired: '11, FA-Sea

18

Complete biographical information available on Detroitlions.com.

TRANSACTIONS

- Signed by the Detroit Lions from practice squad December 4, 2012.
- Signed by the Detroit Lions to practice squad September 2, 2012.
- Released by Seattle Seahawks August 31, 2012.
- Originally drafted by the Seattle Seahawks in the fourth round (107th overall) of the 2011 NFL Draft.

PRO

Signed to the Detroit Lions active roster from the practice squad on 12/4/12 and earned his first-career start in Week 14 at Green Bay.

2012: Promoted from the practice squad in Week 14, Durham went on to contribute in the passing game, catching eight passes for 125 yards and one touchdown in the season's final four games. His season featured a highlight reel catch in his first game at Green Bay (12/9) and ended with a 25-yard touchdown reception against Chicago (12/30).

- Earned his first-career start in Week 14 at Green Bay (12/9) and had four catches for 54 yards, including a sensational one-handed catch early in the second quarter that helped set up a QB Matthew Stafford touchdown run two plays later.
- Started in his second-consecutive game in Week 15 at Arizona (12/16), catching one pass for 14 yards.
- Had two catches for 32 yards, his longest going to 18 yards in Week 16 vs. Atlanta (12/22).
- Caught his first-career touchdown pass, his only catch of the day, on a 25-yard strike from QB Matthew Stafford in Week 17 vs. Chicago (12/30).

2011: During his rookie campaign, was on the active roster for eight games, playing in three. Caught all three career passes at Pittsburgh (9/18).

COLLEGE

Played in 47 career games with 15 starts at Georgia. Registered 64 catches for 1,109 yards and four touchdowns.

- Played in 11 games (8 starts) as a redshirt senior, grabbing 32 receptions for 659 yards and three touchdowns. Let Bulldogs in receiving five times, including 112 yards on four catches against Vanderbilt. The 112 receiving yards marked a career high.
- Appeared in 10 games (4 starts) as a junior. Recorded 13 catches for 199 yards and one touchdown.
- Played in 13 games, making one start, as a sophomore. Recorded 11 receptions for 163 yards.
- Appeared in all 13 games (2 starts) as a freshman. Caught eight passes for 82 yards.
- Missed the 2009 season due to a torn labrum in his left shoulder and received medical redshirt for the 2010 season.

PERSONAL

Attended Calhoun High School.


- Made Atlanta Journal-Constitution 2005 Best in Georgia and Class AA All-State Team, Georgia Sportswriters Association 2005 AA All-State Team and Class AA Defensive Player of the Year.
- Totaled 55 catches for 1,062 yards and 14 touchdowns during his senior year with an average of 19.3 yards a reception. Returned nine punts for 87 yards and returning nine kickoffs for 248 yards and one TD. On defense, recorded 39 tackles and seven interceptions.
- Also played basketball and averaged 12 points and nine rebounds a game his junior season.
- State runner-up in 4x4 relay and state qualifier in high jump, 110 hurdles, 300 hurdles, and 4x1 relay.
- Majored in Middle School Education.

DURHAM'S CAREER STATISTICS

Year	Tm	G	S	Rec	Yds	Avg	Lg	TD
2011	Sea	3	0	3	30	10.0	12	0
2012	Det	4	3	8	125	15.6	27	1
Totals		7	3	11	155	14.1	27	1

2012 (Det)

Date	Opp	G	S	Rec	Yds	Avg	Lg	TD
9/9	STL	0	0	0	0	0	0	0
9/16	at SF	0	0	0	0	0	0	0
9/23	at Ten	0	0	0	0	0	0	0
9/30	MIN	0	0	0	0	0	0	0
10/14	at Phi	0	0	0	0	0	0	0
10/22	at Chi	0	0	0	0	0	0	0
10/28	SEA	0	0	0	0	0	0	0
11/4	at Jax	0	0	0	0	0	0	0
11/11	at Min	0	0	0	0	0	0	0
11/18	GB	0	0	0	0	0	0	0
11/22	HOU	0	0	0	0	0	0	0
12/2	IND	0	0	0	0	0	0	0
12/9	at GB	1	1	4	54	13.5	27	0
12/16	at Ari	1	1	1	14	14.0	14	0
12/22	ATL	1	0	2	32	16.0	18	0
12/30	CHI	1	1	1	25	25.0	25	1
Totals		4	3	8	125	15.6	27	1



NICK FAIRLEY

Defensive Tackle

Auburn
Ht: 6-5
Born: 1/23/88
Draft: '11, R1 (13)-Det
2nd Year
Wt: 298
Mobile, Ala.
98

Complete biographical information available on Detroitlions.com.

MAINE FACTS

- Voted by his teammates for the Chuck Hughes Most Improved Player Award in 2012.
- Twitter: @Nick_Fairley251.
- Favorite player growing up was Reggie White.
- Favorite television show is *Law and Order*.
- Favorite movie is *Remember the Titans*.
- Went on a mission trip to the Dominican Republic in January 2010.

TRANSACTIONS

- Drafted by the Detroit Lions in the first round (13th overall) of the 2011 NFL Draft.

PRO

Physical, aggressive defensive tackle who contributes to the Lions stellar defensive line rotation. Selected in the first round (13th overall) in the 2011 NFL Draft after a successful two-year career at Auburn.

2012: Breakout season got off to a strong start after recording the first Lions sack on the season in Week 1. Stepped in as a starter with DT Corey Williams out due to injury and created a young, stout defensive tackle tandem with DT Ndamukong Suh. Totaled 5.5 sacks, 34 tackles (26 solo), two forced fumbles and one fumble recovery before a shoulder injury ended his season in Week 14.

- Recorded first sack of season for a loss of five yards vs. St. Louis (9/9) in the Lions' season home opener.
- Part of a defensive line effort that tallied four sacks total in the gameword held Rams RB Steven Jackson to only 53 yards rushing.
- Recovered his first career fumble in the Lions' Week 3 44-41 (OT) loss at Tennessee in Week 3 (9/23).
- Had one solo tackle vs. the Vikings in Week 4 (9/30).
- Combined with DE Kyle Vanden Bosch for a half a sack on a pivotal second down play that resulted in a total loss of 14 yards on the Eagles' opening drive in overtime at Philadelphia in Week 6 (10/14). Also had two tackles (one solo) and one pass defense. The Lions defensive line paved the way for 10 total tackles for loss in the game and forced the Eagles to punt in overtime, helping to set the stage for a game-winning field goal from K. Jason Hanson on the very next drive.
- Finished with three tackles (two solo) in the Lions' 13-7 loss at Chicago in Week 7.
- Tied a career high in tackles with three solo tackles in the Lions' 31-14 win over Jacksonville in Week 9 (11/4). The Lions defensive line also held the Jaguars to just 64 yards on the ground, the lowest total of the season.
- Recorded a career-high four tackles and a sack in Week 10 at Minnesota (11/11), giving him 2.5 sacks this season.
- Recorded 7 tackles and 2 sacks, both of which were career highs in Week 11 vs. Green Bay. It was Fairley's first career multi-sack game, and it gives him 4.5 sacks on the season.
- He also registered his first career forced fumble on the Packers' opening drive in the third quarter to halt Green Bay's drive at the Packers 17-yard line.
- Followed up his career performance vs. Green Bay in Week 11 with five solo tackles, including one tackle for loss, in Week 12 vs. Houston on Thanksgiving Day (11/22).
- Had three tackles (two solo) and two quarterback hits in Week 13 vs. Indianapolis (12/2).
- Continued his strong play against the Packers in 2012 with a sack (seven yards), four solo tackles, including two tackles for loss, and two quarterback hits in Week 14 at Green Bay (12/9).

2011: Despite battling a foot injury throughout the year, played in 10 games and registered 15 tackles (9 solo) and 1 sack.

- Suffered a foot injury during training camp that required surgery.
- Inactive for the team's first three games at Tampa Bay (9/11), vs. Kansas City (9/18), at Minnesota (9/25) and at Dallas (10/2).
- Made his NFL debut against Chicago (10/10) and helped the defense limit the Bears to 3 second half points as the Lions claimed a 24-13 win.
- Recorded his first career tackle vs. Atlanta (12/9). Stop came against QB Matt Ryan on second-and-11 at the Detroit 47-yard line as he tripped him up on a 2-yard gain. On the following play, DE Cliff Avril sacked Ryan for a loss of 9 yards forcing the Falcons to punt.
- He also registered his first career forced fumble on the Packers' opening drive in the third quarter to halt Green Bay's drive at the Packers 17-yard line.

COLLEGE

Started 16 of 27 games during his two-year career at Auburn, recording 88 tackles (50 solo), 13.0 sacks for minus 89 yards, 27.5 stops for losses total-

ing 126 yards and 32 tackles-for-loss, posting 28 quarterback pressures. Fairley also forced two fumbles and recovered three others, intercepted one pass and added a blocked kick.

- In 2010, Fairley set a school record with 11.5 sacks. Recipient of Rotary Lombardi Trophy, awarded annually to the nation's top collegiate line-man, and named Defensive Most Valuable Player of the BCS Championship game after registering 5 solo tackles and 1.0 sack (7 yds), three stops for losses of 14 yards and a forced fumble against the Ducks.
- Helped lead Tigers' defense to be the NCAA's ninth-ranked rushing defense in 2010, allowing just 109.07 yards per game.
- Part of a defense that held Oregon, who averaged 49.33 points per game, to just 19 points in the BCS Championship game.
- Played and started in all 14 games in 2010, finishing with 60 tackles (36 solo), 11.5 sacks for minus 74 yards, 2 fumble recoveries, 1 interception and 21 quarterback pressures. Earned consensus All-American first-team selection (AP, Walter Camp and FWAA) and All-SEC first-team choice. Finalist for the Chuck Bednarik Award (Top Defender) and honored as the SEC's Defensive Player of the Year.
- Led SEC and placed 12th nationally with 0.82 sacks per game. Also posted 24 stops for losses of 106 yards, as he led the conference and ranked third in the NCAA with 1.71 tackles-for-loss per game.
- Led unit that was top in the SEC and ranked ninth in the nation, allowing 109.07 yards per game on the ground.
- Played in all 13 games in 2009 with just two starts and finished 13th on the team with 28 tackles (14 solo), including 1.5 sacks for minus 15 yards and 3.5 stops for losses totaling 20 yards. Recovered a fumble and blocked a kick.
- Began collegiate career at Copiah-Lincoln Community College (2007-08) in Wesson, Mississippi.
- In 2008, earned an All-Region XII selection after collecting 63 tackles with 7.0 sacks and nine stops for loss in seven games.

PERSONAL

Attended Lillie B. Williamson High School (Mobile, AL) playing football for head coach Bobby Parrish. Was a 5A All-State selection by the ASWA and finalist for the 5A Lineman of the Year Award.

- Graded out a 97-percent on the offensive line and added 5 receptions for 150 yards as a tight end in 2007.
- Posted more than 90 tackles on defense while his Lions squad registered a 6-5 record.
- Participated in the Alabama-Mississippi All-Star Classic as a senior and the AHSAA North/South All-Star game as a junior.
- Given a three-star rating by Rivals.com, who listed him as the 28th-best offensive guard prospect in the nation and the 15th-best recruit from the state of Alabama.
- Rated the 32nd-best offensive tackle recruit according to ESPN.com.
- Offered scholarships from Alabama, Kansas State, Louisville, Southern Mississippi and West Virginia before committing to Auburn.
- Son of Paula and Herbert Rogers.
- One of nine siblings, born on Jan. 23, 1988 in Mobile, Alabama

FAIRLEY'S SINGLE-GAME BESTS

Tackles: _____ 7 vs. GB 11/18/12
 Sacks: _____ 2 vs. GB 11/18/12
 Pass Defense: _____ 1 at Phi 10/14/12


FAIRLEY'S CAREER STATISTICS

Year	Opp	G	S	TT	ST	AT	Sk	SKY	Int	Yds	TD	PD	FF	FR	Yds	TD	STT
2011	Det	10	0	15	9	6	1	1	0	0	0	0	0	0	0	0	0
2012	Det	13	7	34	26	8	5.5	38	0	0	0	1	2	1	0	0	0
Totals		23	7	49	35	14	6.5	39	0	0	0	1	2	1	0	0	0
Year	TM	G	S	TT	ST	AT	Sk	SKY	Int	Yds	TD	PD	FF	FR	Yds	TD	STT
2011	Det	1	0	2	2	0	0	0	0	0	0	0	0	0	0	0	0
2012	Det	1	0	2	2	0	0	0	0	0	0	0	0	0	0	0	0
Total		2	0	4	4	0	0	0	0	0	0	0	0	0	0	0	0
Date	Opp	G	S	TT	ST	AT	Sk	SKY	Int	Yds	TD	PD	FF	FR	Yds	TD	STT
9/9	STL	1	0	2	2	1	1	5	0	0	0	0	0	0	0	0	0
9/16	at SF	1	0	0	0	0	0	0	0	0	0	0	0	0	0	0	0
9/23	at Ten	1	0	0	0	0	0	0	0	0	0	0	0	0	1	0	0
9/30	MIN	1	0	1	1	0	0	0	0	0	0	0	0	0	0	0	0
10/14	at Phi	1	2	1	1	0.5	7	0	0	0	0	1	0	0	0	0	0
10/22	at Chi	1	3	1	2	0	0	0	0	0	0	0	0	0	0	0	0
10/28	SEA	1	0	0	0	0	0	0	0	0	0	0	0	0	0	0	0
11/4	at Jax	1	0	3	3	0	0	0	0	0	0	0	0	0	0	0	0
11/11	at Min	1	4	4	4	1	7	0	0	0	0	0	0	0	0	0	0
11/18	GB	1	7	4	3	2	12	0	0	0	0	1	0	0	0	0	0
11/22	HOU	1	5	5	5	0	0	0	0	0	0	0	0	0	0	0	0
12/2	IND	1	3	2	1	0	0	0	0	0	0	0	0	0	0	0	0
12/9	at GB	1	4	4	4	1	7	0	0	0	0	1	0	0	0	0	0
12/16	at Ari	0	0	0	0	0	0	0	0	0	0	0	0	0	0	0	0
12/22	ATL	0	0	0	0	0	0	0	0	0	0	0	0	0	0	0	0
12/30	CHI	0	0	0	0	0	0	0	0	0	0	0	0	0	0	0	0
Totals		13	7	34	26	8	5.5	38	0	0	0	1	2	1	0	0	0



31

Interceptions: 2 at Min (12/5/10)



ANDRE FLUELLEN

Defensive Tackle

Florida State

Ht: 6-2

Born: 3/7/85

Draft: '08, R3b (87)-Det

5th Year

Wt: 302

Cartersville, Ga.

96

Complete biographical information available on Detroitlions.com.

MANE FACTS

- Growing up, Fluellen was a big fan of DT Warren Sapp and the Tampa Bay Buccaneers.
- Fluellen's favorite actor of all time is the late Bernie Mac and he thinks *Soul Man* is the funniest movie he's ever seen. He's also a fan of *The Bernie Mac Show*.
- One thing Fluellen does not do prior to game time is listen to music because he feels that sometimes he can get overly hyped before the game.
- Fluellen has recently been getting into music and has a couple of programs in his homemade studio that consists of a TB and a keyboard.
- During the offseason Fluellen works on his marketing company that he recently started and hopes that when his career is over in 15 years or so it will be an easy carry over into the business world.
- After his playing career, Fluellen hopes to be some type of sportscaster or a news journalist writing sports stories. After being an English major in college, he'd like to apply that in some aspect to his career.

TRANSACTIONS

- Signed by the Detroit Lions as an unrestricted free agent on Dec. 12, 2012.
- Drafted by the Detroit Lions in the third round (87th overall) of the 2008 NFL Draft.

PRO

Fluellen has progressed for the Lions in his first five years with the club and emerged as a regular in the defensive line rotation, including time at both defensive end and defensive tackle positions.

- Has played in 56 career games (six starts).
- Career defensive tallies include 52 tackles (29 solo), 2.5 sacks (23.5 yards lost), one pass defense and one forced fumble.
- 2012: Signed by the Lions as an unrestricted free agent on Dec. 12, 2012.
- Recorded three tackles (one solo) in his return to the Lions in Week 16 (12/22) vs. Atlanta.
- Finished the 2012 season with three assisted tackles in Week17 vs. Chicago (12/30).

2011: Fourth-year back-up defensive tackle and contributor on special teams.

- Forced his first career fumble in season opener at Tampa Bay (9/11).
- Part of a defensive unit that helped the Lions to a 27-20 against the Bucs. Through the first three quarters, the Lions defense forced three-and-outs on five of the Bucs' first eight possessions, including three-straight to open the third quarter.
- The defense allowed just 56 yards on the ground against the Buccaneers. It is the lowest rushing total allowed by the Lions on the road in a season opener since allowing 31 yards at Seattle September 12, 1999. It was also their lowest rushing total allowed overall on opening day since limiting the Green Bay Packers to 46 yards September 11, 2005. No other team had better rushing defense in 15 yards and just 1 of their 17 first downs came on the ground. Tampa's leading rusher was QB Josh Freeman, who finished with 26 yards.
- Inactive vs. San Francisco (10/16) and at Chicago (11/13).
- Had 3 tackles vs. Minnesota (12/11).

COLLEGE

Closed out Florida State career with 81 tackles (38 solo), 5.0 sacks, 18 tackles for loss and five pass defenses.

- Named to several preseason All-American and All-Atlantic Coast Conference teams, in addition to earning a berth on the Bednarik Award Watch list (nation's top defensive player) before senior season in 2007.
- As a junior in 2006, Fluellen started 11-of-13 games at the nose guard position and two at the defensive tackle position and finished seventh on the team in tackles, and first among all defensive linemen, with a career-high 28 stops.
- In first season as a regular on the defensive line in 2005, Fluellen started 12-of-13 games at the defensive tackle spot and tied for second on the team in tackles by a defensive lineman with 26 and his 7.5 tackles for loss tied sixth on a Florida State team that led the nation in that category with 126.
- Appeared in all 12 games as a redshirt freshman and finished the year with six tackles, including one for loss and two passes defended.
- Recorded two tackles in a game twice (Miami and Duke).

PERSONAL

Graduated from Cartersville in 2003 and named a three-star player by Rivals.com and the 28th rated defensive tackle in the country. Rated by Rivals.com Georgia Top 50.

- Recorded 93 tackles and 11.0 sacks his senior season.

- As a junior he had 88 tackles, 10.0 sacks, six forced fumbles and scored two touchdowns.
- Had a 345 lb. bench press, a 495 lb. squat and a 330 lb. power clean.
- Played on both the offensive and defensive lines in high school.
- Majored in literature at Florida State and his favorite class was Greek Mythology.

FLUELLEN'S SINGLE-GAME BESTS

Tackles: 4 (twice) Last at Cin 12/6/09

Sacks: 1 (twice) Last vs. GB 12/12/10

Pass Defenses: 1 vs. TB 11/23/08

FLUELLEN'S CAREER STATISTICS

Year	Tm	G	S	TT	ST	AT	Sk	Yds	Int	Yds	TD	PD	FF	FR	Yds	TD	STT
2008	Det	8	2	7	3	4	0	0	0	0	1	0	0	0	0	0	0
2009	Det	14	3	18	9	9	1.5	10.5	0	0	0	0	0	0	0	0	0
2010	Det	16	0	10	8	2	1.0	13	0	0	0	0	0	0	0	0	0
2011	Det	13	0	11	8	3	0	0	0	0	0	0	1	0	0	0	0
2012	Mia/Det	5	1	6	1	5	0	0	0	0	0	0	0	0	0	0	0
Totals		56	6	52	29	23	2.5	23.5	0	0	0	1	1	0	0	0	0

POSTSEASON

Year	Tm	G	S	TT	ST	AT	Sk	Yds	Int	Yds	TD	PD	FF	FR	Yds	TD	STT
------	----	---	---	----	----	----	----	-----	-----	-----	----	----	----	----	-----	----	-----

2011 Det INACTIVE
2012 (Det)2012 (Det)
Date Open[illegible]

(Det

[illegible]



JASON FOX

Tackle

Miami (Fla.)

Ht: 6-6

Born: 5/2/88

Draft: '10, R4 (128)-Det

3rd Year

Wt: 314

Fort Worth, Texas

70

Complete biographical information available on Detroitlions.com.

TRANSACTIONS

- Placed on the Reserve/Injured list November 11, 2011.
- Drafted by the Detroit Lions in the fourth round (128th overall) of the 2010 NFL Draft.

PRO

Selected in the fourth round (128th overall) in the 2010 NFL Draft. Fox brings intelligence and versatility to the offensive line.

- Enjoyed a successful career at Miami starting in 47 games for the Hurricanes, ranking third in their history among offensive linemen behind the 48 registered by Mike Sullivan (1987-90) and Richard Mercier (1995-96, 98-99).
- Saw significant playing time in the season finale vs. Minnesota (1/2/11).
- 2012: Inactive for all but one game of the season.
- 2011: Second-year back-up offensive tackle. Placed on injured reserve November 11, 2011. Inactive for the first eight games season.

COLLEGE

Fox started 47 games for the Hurricanes, ranking third in their history among offensive linemen behind the 48 registered by Mike Sullivan (1987-90) and Richard Mercier (1995-96, 98-99). The only other Hurricanes with more starting assignments than Fox was safety Ed Reed (48, 1998-2001) and defensive tackle William Joseph (50, 1999-2002).

- 39 of his starting assignments came at left offensive tackle, with eight other starts at right tackle during his freshman season.
- During his last two seasons serving as team captain, Fox recorded 177 knockdowns/key blocks, with 27 touchdown-resulting blocks and twelve downfield blocks, as he was penalized six times and allowed just 3.0 quarterback sacks, along with five pressures on the team's last 827 pass plays.
- Named first team All-ACC and an honorable mention Associated Press All-American in 2009. Two-time ACC Offensive Lineman of the Week after wins against Oklahoma and Virginia. Helped a Miami offense rack up 4,549 yards (3,056 passing, 1,493 rushing), which is the most since the 2004 season (4,593 yards).
- One of three team captains in 2008. Started 12 of 13 games for the Hurricanes at left tackle, missing his first career game against Virginia Tech.
- Scored a rushing touchdown on a tackle-throw-back play against Florida State from five yards out.
- In 2007, season-long starter at left tackle, moving over from the right side during spring practice. Started at left tackle against Marshall, Oklahoma, FIU, Texas A&M, Duke, North Carolina, Georgia Tech, Florida State, NC State, Virginia, Virginia Tech and Boston College.
- As a freshman in 2006, started the first 11 games of the season and returned to the starting lineup in the bowl game. Did not allow a sack all season. Started eight games at right tackle and four games at left tackle. Named first-team Freshman All-America by CollegeFootballNews.com and second team by The Sporting News and Rivals.com. Selected to The Sporting News ACC All-Freshman team.
- Named the team's Offensive Rookie of the Year. One of eight UM players who were selected to the 2006 ACC Academic Football Team.


PERSONAL

Coached by Mike Papas at North Crowley High School. Athletic high school tight end and played offensive line and defensive end as a senior in 2005.

- As a junior in 2004, played tight end, catching seven passes for 95 yards.
- Rated as the No. 16 offensive tackle by Rivals.com and No. 24 by Scout.com.
- As a tight end, ranked No. 15 by PrepStar, No. 13 by Collegefootballnews.com and No. 22 by ESPN. Ranked the No. 13 player on the Dallas Morning News Area Top 100 list.
- Graduated in Dec., 2009 with a degree in Marketing.

FOX'S CAREER STATISTICS

Year	Tm	G	S
2010	Det	4	0
2011	Det	0	0
2012	Det	1	0
Totals		5	0
Postseason			
Year	Tm	G	S
2011	Det	RESERVE/INJURED	
Totals		0	0



DYLAN GANDY

Center
Texas Tech
Ht: 6-3
Born: 3/8/82
Draft: '05, R4 (129)-Ind

7th Year
Wt: 295
Harlingen, Texas
Acquired: '09, FA

65

Complete biographical information available on Detroitlions.com.

MANE FACTS

- While growing up in Texas, Gandy was a huge Dallas Cowboys fan.
- Gandy's favorite all-time movie is *Lonesome Dove* - a TV mini-series featuring Robert Duvall, Tommie Lee Jones and Angelica Huston. He also regularly watches the sitcom, *The Office*.
- One of Gandy's forte's is barbeque and he specializes in smoked brisket, which is a staple of where he's from.
- Following his playing career, Gandy would like to get into coaching high school football. He has a degree in history and could see himself as a history teacher and football coach at a high school.

TRANSACTIONS

- Re-signed with Detroit as an unrestricted free agent July 29, 2011.
- Signed as a free agent with the Detroit Lions April 3, 2009 and then re-signed with the Lions as a restricted free agent April 15, 2010.
- Signed by the Oakland Raiders November 26, 2008 and waived by the Raiders December 4, 2008.
- Signed by the Denver Broncos May 16, 2008 and was released by the Broncos August 30, 2008. Re-signed by the Broncos Sept. 2, 2008 and waived September 9, 2008. Re-signed by the Broncos September 24, 2008 and waived by the Broncos October 6, 2008.
- Released from the Indianapolis Colts May 4, 2008.
- Originally drafted by the Indianapolis Colts in the fourth round (129th overall) of the 2005 NFL Draft.

PRO

Versatile interior offensive lineman who can play center and both guard positions. He has also contributed on special teams during his career.

- Has played in 89 career games (19 starts).
- Gandy enjoyed his most successful season to date in 2006 where he started in a career-high 11 games at left guard and appeared in all 16 contests for the Colts who won Super Bowl XLI that year.
- Gandy helped Indianapolis post the highest third-down success rate (56.1 percent/105-of-187) in the NFL since the 1970 merger and allowed the fewest sacks (15) in the league while averaging an AFC best 379.4 yards per game.

2012:

- Saw action primarily on kickoff return and field goal units in first 15 games of the season.
- Played in his 100th career game in Week 12 vs. Houston on Thanksgiving Day (11/22).

2011: Back-up guard and contributor on special teams.

- Saw time at guard vs. Kansas City (9/18). Recovered a RB Keiland Williams fumble on first-and-10 at the Detroit 46-yard line with 2:51 remaining in the game.
- Played primarily on team's field goal protection team.

COLLEGE

Started 20 career games during four seasons at Texas Tech. Spent most of his first three seasons at guard before starting 12 games at center during his senior year.

- Earned Honorable Mention All-Big 12 Conference honors after not allowing a sack that campaign.
- Earned academic all-conference honors as a junior and sophomore.
- Redshirted as a true freshman.


PERSONAL

Attended Pflugerville High School in Pflugerville, Texas. Received first-team all-district and All-Central Texas honors. Lettered in track and field.

- Majorred in history at Texas Tech.
- Dylan Colter Gandy was born on Mar. 8, 1982, in Harlingen, Texas.

GANDY'S CAREER STATISTICS

Year	Tm	G	S
2005	Ind	16	2
2006	Ind	16	11
2007	Ind	10	1
2008	Oak/Den	0	0
2009	Det	15	5
2010	Det	16	0
2011	Det	16	0
2012	Det	16	0
Totals		105	19
POSTSEASON			
Year	Tm	G	S
2011	Det	1	0
Total		1	0



JONTE GREEN

Cornerback

New Mexico State

Ht: 6-0

Born: 7/19/89

Draft: '12, R6 (196)-Det

Rookie

Wt: 184

St. Petersburg, Fla.

36

Complete biographical information available on Detroitlions.com.

TRANSACTIONS

- Drafted by the Detroit Lions in the sixth round (196th overall) of the 2012 NFL Draft.

PRO

Smart, young corner with great speed and versatility. Drafted by the Lions in the sixth round (196th) overall of the 2012 NFL Draft.

2012: Had a promising rookie season, playing in 15 games (five starts). Totaled 29 tackles (23 solo) and one interception. Forced into starting duties with injuries to other cornerbacks. Added one sack and four pass defenses in his time on the field.

- Played special teams and helped fill in as backup cornerback in secondary vs. St. Louis (9/9) in his first career NFL game.
- Recorded his first-career pass defense in the Lions' 26-23 overtime win at Philadelphia in Week 6 (10/14). Filled in at cornerback in second half due to injuries.
- Started in his first-career game for injured CB Jacob Lacey in the Lions' 13-7 loss at Chicago in Week 7 (10/22). Finished fifth on the team in tackles with four (three solo) and recorded his first-career sack for a loss of two yards.
- Started at cornerback for the second consecutive week in Week 8 vs. Seattle (10/28), registered one pass defended.
- Recorded his first career interception in Week 9 at Jacksonville (11/4) and finished second on the team in tackles with a career-high five solo tackles in the Lions' 31-14 win over the Jaguars. Also had one pass defended.
- Had two tackles (one solo) in Week 10 at Minnesota (11/11).
- Had two tackles (one solo) in Week 11 vs. Green Bay (11/18).
- Made his third-career start in Week 14 at Green Bay (12/9), finishing with one solo tackle.
- Finished second on the team in tackles in Week 15 at Arizona (12/16) with a career-high seven total tackles (six solo) against the Cardinals.
- Finished second on the team in tackles for the second-consecutive week with a career-high eight total tackles (six solo) in and one pass defended in Week 16 vs. Atlanta (12/22).

COLLEGE

A transfer from Benedict College, Green began his career at New Mexico State as a sophomore, but was redshirted for the 2008 season. In his three-year career with the Aggies, Green played in all 37 games and ended his career with 218 tackles, 32 pass break-ups and two interceptions.

2011: Green recorded 70 tackles on the season and led the team with 14 pass break-ups on the season, which ranked him second in the WAC. Green also grabbed two interceptions on the year, along with one forced fumble.

- Finished fifth on the team with 71 tackles (53 solo) and added five tackles for loss.
- Tallied his first career interception against Louisiana Tech and then grabbed his second in his final game as an Aggie against Utah State.

2010: Played in all 12 games, averaging 6.1 tackles per game, ranking 18th in the WAC.

- Finished the season with 74 tackles, 46 solo tackles and eight broken-up passes.
- Best game came against Boise State when Green totaled 11 total tackles, seven of them solo.

2009: Played in all 13 games, finishing fourth on the team in tackles with 74, one being a tackle for loss, and eight pass breakups.

- Recorded six or more tackles in eight games on the season.
- Made at least four tackles in 10 games during the season and tallied seven tackles and a pass break-up in his first career start against UTEP.

PERSONAL

Attended Lakewood High School where he played both defensive back and running back. Also played defensive back during his junior year and collected 40 tackles and four interceptions on the season.

- Green moved to running back for his senior year and rushed for 950 yards and six touchdowns, also returning three kickoffs for touchdowns.
- Green also ran track, qualifying for the state championships in the 100-meter dash, the 4x100-meter relay and the 4x400-meter relay.

GREEN'S SINGLE-GAME BESTS

Tackles: 8 vs. Atl (12/22/12)
Interceptions: 1 at Jac (11/4/12)
Sacks: 1 at Chi 10/22/12

GREEN'S COLLEGE STATISTICS


Year	G	S	TT	ST	Sk	Yds	Int	Yds	TD	PD	FF	FR	Yds	TD	STT
2009	13	13	74	40	0	0	0	0	0	9	0	0	0	0	0
2010	12	12	74	46	0	0	0	0	0	9	0	0	0	0	0
2011	12	12	70	20	0	2	79	2	14	0	0	0	0	0	0
Totals	37	37	218	106	0	2	79	2	32	0	0	0	0	0	0

GREEN'S CAREER STATISTICS

Year	Trm	G	S	TT	ST	Sk	Yds	Int	Yds	TD	PD	FF	FR	Yds	TD	STT
2012	Det	15	5	29	23	6	1	2	1	18	0	4	0	0	0	0
OTotals		15	5	29	23	6	1	2	1	18	0	4	0	0	0	0

2012 (Det)

Date	Opp	G	S	TT	ST	AT	Sk	Int	Yds	TD	PD	FF	FR	Yds	TD	STT
9/9	STL	1	0	0	0	0	0	0	0	0	0	0	0	0	0	0
9/16	at SF	1	0	0	0	0	0	0	0	0	0	0	0	0	0	0
9/23	at Ten	1	0	0	0	0	0	0	0	0	0	0	0	0	0	0
9/30	MIN	1	0	0	0	0	0	0	0	0	0	0	0	0	0	0
10/14	at Phi	1	0	0	0	0	0	0	0	0	1	0	0	0	0	0
10/22	at Chi	1	4	3	1	1	2	0	0	0	0	0	0	0	0	0
10/28	SEA	1	1	0	0	0	0	0	0	0	1	0	0	0	0	0
11/4	at Jac	1	0	5	5	0	0	1	18	0	1	0	0	0	0	0
11/11	at Min	1	0	2	1	1	0	0	0	0	0	0	0	0	0	0
11/18	GB	1	0	2	1	1	0	0	0	0	0	0	0	0	0	0
11/22	HOU	1	0	0	0	0	0	0	0	0	0	0	0	0	0	0
12/2	IND	0	0	INACTIVE												
12/9	at GB	1	1	1	0	0	0	0	0	0	0	0	0	0	0	0
12/16	at Ari	1	7	6	1	0	0	0	0	0	0	0	0	0	0	0
12/22	ATL	1	8	6	2	0	0	0	0	0	1	0	0	0	0	0
12/30	Chi	1	0	0	0	0	0	0	0	0	0	0	0	0	0	0
Totals		15	5	29	23	6	1	2	1	18	0	4	0	0	0	0



CHRIS GREENWOOD

Cornerback
Albion College

Ht: 6-1

Born: 7/10/89

Draft: '12, R5 (148)-Det

Rookie

Wt: 193

Detroit, Mich.

33

Complete biographical information available on Detroitlions.com.

TRANSACTIONS

- Placed on Reserve/Physically Unable to Perform list by the Lions August 27, 2012.
- Drafted by the Detroit Lions in the fifth round (148th overall) in the 2012 NFL Draft.

PRO

2012: Placed on reserve/Physically Unable to Perform list for the season.

COLLEGE

One of only three Albion Britons to ever be drafted in the NFL. Was a three-time All-Michigan Intercollegiate Athletic Association First Team selection. Returned four of his 13 career interceptions for touchdowns.

2011: Started all 11 games and received American Football Coaches Association Division III All-American honors. Also named the MIAA Defensive Most Valuable Player after helping Albion to the NCAA Division III Championship.

- Returned an interception 70 yards for a crucial fourth-quarter touchdown in a 28-27 victory over rival Alma College in his 2011 senior season. 2011 Albion Britons won the MIAA Conference Title and earned a spot in the NCAA Division III Championship.
- Registered two interceptions returned for 79 total yards and one touchdown. Added 26 tackles and 0.5 tackles for loss.

2010: Started all 10 games he played in, recording four interceptions and 122 return yards. Returned one interception for a touchdown.

- Returned 11 punts for 120 yards and 11 kickoffs for 225 yards.
- Ranked fourth on the team in all-purpose yards (467).

2009: In his first year of collegiate football, Greenwood registered seven interceptions and two touchdowns.

- His two interceptions returned for touchdowns place him in a tie for first all-time for most single-season touchdowns from interceptions.

PERSONAL

Played at Martin Luther King High School in Detroit, Mich.

- Son of Beverly Greenwood.
- Economics and Management major.

GREENWOOD'S COLLEGE STATISTICS

Year	G	S	TT	ST	AT	Sk	Yds	Int	Yds	TD	PD	FF	FR	Yds	TD	STT
2009	6	4	9	8	2	0	0	7	85	2	14	0	0	0	0	0
2010	10	10	27	24	6	0	0	4	122	1	7	0	0	0	0	0
2011	11	11	26	22	8	0	0	2	79	1	6	0	0	0	0	0
Totals	27	25	62	54	16	0	0	13	286	4	27	0	0	0	0	0

GREENWOOD'S CAREER STATISTICS

[illegible]

2012 (Det)

Date	SPL	G	S	T	T	R	S	K	Sky	Int.	Yds	TD	P	F	Rr	Yds	TDs	STRT
9/6	Ott	0	0	0	RESERVE/PHYSICALLY UNABLE TO PERFORM													
9/16	ATL	0	0	0	RESERVE/PHYSICALLY UNABLE TO PERFORM													
9/23	at Min	0	0	0	RESERVE/PHYSICALLY UNABLE TO PERFORM													
10/3	at Ten	0	0	0	RESERVE/PHYSICALLY UNABLE TO PERFORM													
10/12	at Phi	0	0	0	RESERVE/PHYSICALLY UNABLE TO PERFORM													
10/24	CHI	0	0	0	RESERVE/PHYSICALLY UNABLE TO PERFORM													
10/28	SEA	0	0	0	RESERVE/PHYSICALLY UNABLE TO PERFORM													
11/4	at Jax	0	0	0	RESERVE/PHYSICALLY UNABLE TO PERFORM													
11/11	at Min	0	0	0	RESERVE/PHYSICALLY UNABLE TO PERFORM													
11/18	BG	0	0	0	RESERVE/PHYSICALLY UNABLE TO PERFORM													
12/12	HOU	0	0	0	RESERVE/PHYSICALLY UNABLE TO PERFORM													
12/2	IND	0	0	0	RESERVE/PHYSICALLY UNABLE TO PERFORM													
12/9	at GB	0	0	0	RESERVE/PHYSICALLY UNABLE TO PERFORM													
12/16	at Ari	0	0	0	RESERVE/PHYSICALLY UNABLE TO PERFORM													
12/22	ATL	0	0	0	RESERVE/PHYSICALLY UNABLE TO PERFORM													
12/30	Chi	0	0	0	RESERVE/PHYSICALLY UNABLE TO PERFORM													
Total:		0	0	0	R_ _ _ R_ _ _ R_ _ _ R_ _ _ R_ _ _									0	0	0	0	



JASON HANSON

Kicker
Washington State
Ht: 6-0
Born: 6/17/70
Draft: '92, R2 (56)-Det

21st Year
Wt: 190
Spokane, Wash.

4

Complete biographical information available on Detroitlions.com.

MANE FACTS

- **Pro Bowls:** 1998, 2000.
- Grew up playing soccer, but when he reached junior high school, he began kicking a football and went on to play both football and soccer in high school.
- Avid golfer who served as the Honorary co-Chairman of the 2007 Detroit Lions Invitational Charity Golf Tournament.
- In May 2007, Hanson nailed his first-ever hole-in-one on a Par 3 178-yard hole at Indian Cannon Golf Course in Spokane, Wash.
- Hanson helped establish Providence Youth Outreach in Pontiac, Mich., which helps at-risk youth from ages 12-22 and through his "Points For Providence" program, he donates \$200 for every field goal he kicks. He also helps solicit corporate contributions and spends time mentoring youth in this program.
- Donated Lions' home game tickets to Eagle Ministries through the Lions CATS (Caring Athletes Ticket Service) for Kids program.
- Participated in Habitat for Humanity Blitz Build for Super Bowl XL week, where 40 "home kits" were built and shipped to the Gulf Coast to provide housing for families displaced by Hurricane Katrina.
- Active Christian speaker.
- A big fan of music, he particularly likes jazz, country, hard rock and contemporary Christian.

TRANSACTIONS

- Placed on Reserve/Injured by the Detroit Lions Dec. 1, 2010.
- Re-signed by the Detroit Lions February 18, 2009 to a four-year contract extension (through 2012).
- Re-signed by the Detroit Lions July 30, 2004 to a four-year contract extension (through 2008).
- Re-signed by the Detroit Lions July 12, 1999 to a six-year contract extension (through 2004).
- Designated by the Detroit Lions as the team's transition player February 15, 1994. Signed contract extension with the Lions Dec. 12, 1995.
- Signed by the Detroit Lions to a contract extension Nov. 19, 1993.
- Drafted by the Detroit Lions in the second round (56th overall) in the 1992 NFL Draft.

PRO

The 21-year veteran, and one of the NFL's most productive kickers, is the Lions' all-time scoring leader with 2,150 points as well as the all-time leader in field goals (495) and extra points (665). Hanson is only the sixth player in NFL history to connect on 400 career field goals and eighth to make 600 PATs.

- Hanson is only player in NFL history with 50 50+-yard field goals.
- Holds NFL record for the most games played by one player with one team (327), and he is the first player in NFL history to play 300 games with one franchise. With his 304th game at Chicago (11/13), he passed Hall of Fame WR Jerry Rice for fifth place on the NFL's career games played list.
- With a 44-yard field goal in the first quarter vs. Chicago (12/30), Hanson made his 188th career 40+-yard field goal, setting an NFL record for the most 40+-yard field goals in NFL history. He broke the previous record established by K Morten Andersen. His .674 field goal accuracy from 40+ yards (188-of-279) ranks third all-time among kickers with 200 attempts from 40+ yards.
- In 2012, Hanson made a career-high 18 40+-yard field goals (16 from 40-49 and 2 from 50+), which is the second-most in NFL history during a season. He was one 40+-yard field goal shy of the single-season NFL record of 19 by K Neil Rackers in 2005.
- Hanson scored six points vs. Chicago in the 2012 season finale (1 FG, 3 PAT) and finished the season with 134 points. His 134 points set a new franchise record for points in a season, breaking own team record of 132 points scored in 1995.
- He has now scored 130 in three different seasons, becoming the seventh player in NFL history with three 130+-point seasons.
- With eight points in Week 11 vs. Green Bay (11/18), Hanson reached 2,100 career points and became the third player (K Morten Andersen and K Gary Anderson) in NFL history to score 2,100 career points. In 321 career games, Hanson scored exactly 2,100 points and also became the first player in NFL history to score 2,100 career points with one team.
- In 2012 season opener vs. St. Louis (9/9), he set an NFL Record for most seasons played (21) with one team.
- Hanson is the first kicker in NFL history to go 8-for-8 on 50+-yard field goals in a single season.
- Also holds NFL record making 24 consecutive field goals of 40+ yards.
- In 2008, he was named to the Lions 75th Season All-Time Team.
- Third all-time in career scoring (2,152). With his 46-yard field goal in the first quarter at Philadelphia (10/14), Hanson moved him past K

- John Carney (2,062) for third place on the NFL's all-time scoring list.
- With four field goals at Philadelphia (10/14), Hanson moved past K John Carney (478) for third on the NFL's all-time career field goals list with 479.
- With four points at Oakland (12/18/11), Hanson became the sixth player in NFL history to score 2,000 career points. He became the first player in NFL history to register 2,000 career points with one team.
- Hanson ranks first in every statistical category for a place kicker in Lions history with longest field goal (56), field goals made (494), field goals attempted (601), points scored (2,152), extra points made (665) and extra points attempted (673).
- He is also the franchise leader in games played with 327 and is the franchise's all-time leader in seasons played with 21.
- Hanson, who made Pro Bowl appearances following the 1997 and 1999 seasons, has led the Lions in scoring in 19 seasons. He is the only player in NFL history to lead the same team in scoring for the first 18 years of their career. He now has the third-most season in NFL history leading his team in scoring.
- He is a five-time winner of the Lions' Yale Lary Special Teams Player of the Year Award (1993, '99, '03, '06 and '08).
- Has connected on 443-of-508 (87.2) career field goal attempts inside the 50-yard line and is a remarkable 305-of-320 (.953) from inside the 30-yard line.
- In addition, Hanson has made 18 game-winning, fourth quarter or overtime kicks during his career (10 in regulation; eight in overtime).
- The Spokane, Wash., native has only missed eight extra points in his career (665-of-673) and has been perfect in PAT tries in 11 different seasons (1992-93, 1995-96 and 2000-02, 2004-06, 2009). He is only the 8th player in NFL history to have 600 career extra points.
- Ranks fifth all-time on NFL's career PATs list (665). With four points in Week 8 vs. Seattle (10/28), Hanson passed K Norm Johnson (638) and K Lou Groza (641) for fifth on the all-time list for career PATs made.
- Hanson has been quite accurate at Ford Field since the Lions began play there in 2002, going 146-for-165 (.885) on field goal attempts, which include five fourth-quarter or overtime game-winners and a long of 54 yards. He has made the second-most field goals at home (146) in the NFL since 2002.
- On kicks from 40+ yards at home since 2002, Hanson is 60-of-76 (.789). He has the third-best field goal percentage at home for that range among kickers with at least 40 attempts.
- Has recorded 35 career special teams tackles.
- 2012: Finished the 2012 season ranked sixth in scoring with 134 points and his 32 field goals ranked fourth. Hanson tallied the most 40+-yard field goals (16) in the NFL during the 2012 season. His 134 points broke his previous franchise record for most points in a season and continued his presence as a dependable veteran kicker, making 88.9 percent of his field goal attempts and showed continued life in his leg with two 50+-yard field goals.
- By playing in the team's season home opener game against the Rams (9/9), Hanson has now played in 21 NFL seasons, all with the Detroit Lions. Hanson now holds the NFL record for the most seasons played with one team and for the most seasons played by any player with the team that originally drafted them.
- He passed Hall of Famer Jackie Slater and CB Darrell Green who previously held NFL Record with 20 seasons played with the team that drafted the.
- Kicked two field goals (41,45) in Detroit's come-from-behind 27-23 season home opener win over the Rams (9/9).
- Went 4-of-5 on field goal attempts, connecting from 38, 41, 40 and 48 yards out against the 48ers in Week 2 (9/16). He moved into second place for the most 40+-yard field goals made in NFL history with 175 career 40+-yard field goals. He moved passed K Gary Anderson for the second spot who made 173 career 40+-yard field goals.
- Connected on field goals of 47, 53, 33 and 26 yards at Tennessee (9/23). It was his 25th career game with 4+ field goals, and he became the third player in NFL history to make 4+ field goals in 25 games (John Carney, 25; Matt Stover, 27).
- Combined with his four-field goal effort the previous week at San Francisco (9/16), Hanson made 4+ field goals in back-to-back games for the first time in his career.
- On Hanson's 33-yard field goal in the second quarter at Tennessee in Week 3, Hanson increased his career field goal total to 472. He moved past K Matt Stover (471) for fourth on the NFL's all-time career field goal list.
- Connected on two field goals (40, 31 yards) vs. Minnesota (9/30). Through the first four games of the season, Hanson scored 44 points, connected on 12-of-13 field goals (92.3 pct), and has made 7 field goals from 40-49 yards. His 44 points through the first four games are the second highest tally of his career to start the season. In 2011, he registered 45 points in the first four games of the season.
- Hanson's 44 points in the first four games are tied for the third-most over a four-game stretch during his 21-year career. Besides the 45 to begin last season, he also tallied 45-points over a four-game stretch



PLAYER PROFILES

Detroitlions.com
Media.Detroitlions.com

- in October-November 1993 and 44 points over four games in October-November 1999.
- Connected on a 45-yard field goal in overtime that gave the Lions a 26-23 win in a 45-yard field goal in overtime was the Lions' first victory at Philadelphia since a 13-11 win against the Eagles at Veterans Stadium November 16, 1986.
- The game-winner at Philadelphia was Hanson's 19th-career game-winning kick in the fourth quarter or overtime. Hanson now has nine career game-winning kicks in overtime.
- With Hanson's game-winning 45-yard field goal, along with his first of 46 yards, he now has tallied 180 career field goals of 40+ yards. He joined K Morten Andersen (187) as the only kickers in NFL history with 180 field goals of 40+ yards.
- Went 1-for-2 on the day with a 42-yard field goal in the Lions' 31-14 win over Jacksonville in Week 9 (11/4).
- Connected on a 41-yard field goal in Week 10 at Minnesota (11/11).
- Connected on field goals of 30 and 27 yards, along with two extra points, to score eight points against Green Bay in Week 11 (11/18). With eight points, Hanson reached 2,100 career points and became the third player (K Morten Andersen and K Gary Anderson) in NFL history to score 2,100 career points. In 321 career games, Hanson scored exactly 2,100 points.
- Went 1-for-2 on the Thanksgiving Day vs. Houston (11/22) with a 46-yard field goal and connected on four extra points.
- Hanson's 52-yard field goal against the Colts gave him a career total of 52 field goals from 50+ yards, 10 more than K John Kasay who is second on the all-time list with 42.
- Connected on field goals of 46 and 34 yards and had two PATs, totaling eight points overall in Week 16 at Green Bay (12/9). Hanson's 46-yard field goal tied the game at 17-17 was his 186th career 40+ yard field goal, one shy of the all-time record set by Morten Andersen (187).
- Hanson's 41-yard field goal in Week 15 at Arizona (12/16) gave him 187 40+ yard field goals for his career, tying K Morten Andersen for the most 40+ yard field goals in NFL history.
- Connected on three field goals and an extra point, giving him 10 points in Week 16 vs. Atlanta (12/22). He has now scored 128 points in 2012, tying RB Doak Walker (1950) for the third-most by a Lions player during a season in team history.
- Hanson's 44-yard field goal in the first quarter vs. Chicago in Week 17 (12/30) gave him 188 40+ yard field goals for his career, setting the all-time record for most 40+ yard field goals in NFL history. His 91 points against the Bears (1 FG, 3 PAT) gave him 134 points for 2012, also setting a new franchise record for points in a season. His 134 points broke his own previous team record of 132 points scored in 1995.
- He now has scored 130 points in three different seasons, becoming the seventh player in NFL history with three 130+ point seasons.

COLLEGE

Considered one of the finest kicking specialists in the history of college football.

- Made 57.1 percent of his field goal tries (20-of-35) from 50 yards-or-longer, setting Washington State and Pac 10 records.
- His 20 field goals from 50 yards-or-longer set an NCAA mark, topping the previous career mark of 16 by Tony Franklin of Texas A&M (38 attempts, 1975-78), and his 39 successful field goals of 40 yards-or-longer surpassed Russell Erkenken of Texas' NCAA career record of 32.
- Holds the school record with 328 points, topping the old mark of 248 points by Steve Broussard (1986-89).
- Kicked at least two field goals in a game 20 times, surpassing Kevin Butler of Georgia's NCAA record (17, 1981-84).
- Holds WSU's all-time records with 63 field goals and 139 conversions.
- All-American third-team selection by the Poor Man's Guide to the NFL Draft and Football News as a senior in 1991.
- All-Pac-10 first-team choice as a punter and second-team pick as a kicker his senior year.
- Led the team with 58 points his senior year and led the conference with 55 punts for 2,245 yards (40.8 avg).
- Kicked a 62-yard field goal that year, setting the record for the longest field goal without a tee in NCAA history.
- GTE/COSIDA Academic All-American pick who received a Bachelor of Science degree in pre-med from Washington State, possessing a 3.8 grade point average.

PERSONAL

Lettered twice in football, three times in soccer and once in basketball at Mead (Spokane, Wash.) High School.

- All-Greater Spokane League grid pick as a kicker and punter and was named All-State first-team by the Washington Sportswriters Association.
- Brother, Travis, handled placekicking duties for the Washington Huskies (1990-93).
- He and his wife, Kathleen, were married in 1992 and have two sons, Ryan and Luke, and a daughter, Jessica.
- Born Jason Douglas Hanson in Spokane, Wash.

HANSON'S SINGLE-GAME BESTS

FG Attempts: 7 vs. Min 10/17/99
Field Goals: 6 vs. Min 10/17/99
Extra Points: 7 (twice) Las. vs. Car 11/20/11
Points Scored: 19 vs. Min 10/17/99
Long Field Goal: 56 (twice) Las. at Carolina 11/16/08

HANSON'S CAREER STATISTICS

				Total				1-19		20-29		30-39		40-49		50+		PAT			
Year	Tm	G	S	M	A	Pct	Lg	M	A	M	A	M	A	M	A	M	A	Pts	A	Pts	
1992	Det	16	0	21	26	.808	52	0	0	5	5	10	10	4	6	2	5	30	30	93	
1993	Det	16	0	34	43	.791	53	1	1	8	8	15	15	7	12	3	7	28	28	130	
1994	Det	16	0	18	27	.667	49	0	0	6	7	7	7	5	8	0	5	39	40	93	
1995	Det	16	0	28	34	.824	56	2	2	4	4	16	17	5	10	1	1	48	48	132	

1996	Det	16	0	12	17	.706	51	0	0	4	4	4	4	5	3	5	1	3	36	36	72
1997	Det	16	0	26	29	.897	51	0	0	0	0	10	10	8	9	5	5	3	39	40	117
1998	Det	16	0	29	33	.879	51	0	0	0	0	8	8	7	7	13	15	1	3	27	114
1999	Det	16	0	26	32	.813	52	0	0	0	0	8	8	4	4	10	12	4	8	28	106
2000	Det	16	0	24	30	.800	54	2	2	6	7	10	12	4	7	2	2	2	29	29	101
2001	Det	16	0	21	30	.700	54	1	1	2	2	8	8	6	6	12	4	7	23	23	86
2002	Det	16	0	23	28	.821	49	0	0	8	8	8	9	7	8	0	3	31	31	100	
2003	Det	16	0	22	23	.957	54	0	0	7	7	6	6	5	6	4	0	4	26	27	92
2004	Det	16	0	24	28	.857	48	0	0	9	9	10	11	5	8	0	0	0	28	28	100
2005	Det	15	0	19	24	.792	52	1	1	4	4	3	3	4	7	2	4	27	27	84	
2006	Det	16	0	29	33	.879	53	1	1	12	12	6	6	7	8	3	6	30	30	117	
2007	Det	16	0	29	35	.829	53	1	1	4	5	10	12	11	13	3	4	35	36	122	
2008	Det	16	0	21	22	.955	56	0	0	3	3	4	4	5	6	6	8	25	26	88	
2009	Det	16	0	21	28	.750	50	0	0	5	5	8	9	7	10	1	4	25	25	88	
2010	Det	8	0	12	14	.857	52	0	0	1	1	4	4	4	5	3	4	19	19	55	
2011	Det	16	0	24	29	.828	51	0	0	9	9	8	9	2	4	5	7	54	54	126	
2012	Det	16	0	32	36	.889	51	1	1	3	3	10	10	16	19	2	3	38	38	134	
Totals		327	0	495	601	.824	56	10	131	134	166	178	136	166	52	93	665	673	2150		

Year	Tm	G	S	M	A	Pct	Lg	M	A	M	A	M	A	M	A	M	A	Pts	
1993	Det	1	0	1	1	1.000	47	0	0	0	0	1	1	0	0	0	0	3	6
1994	Det	1	0	1	2	.500	38	0	0	0	0	1	2	0	0	0	0	1	4
1995	Det	1	0	0	0	.000	0	0	0	0	0	0	0	0	0	0	0	0	0
1997	Det	1	0	1	1	1.000	33	0	0	0	0	1	1	0	0	0	0	1	4
1999	Det	1	0	0	0	.000	0	0	0	0	0	0	0	0	0	0	0	0	0
2011	Det	1	0	0	0	.000	0	0	0	0	0	0	0	0	0	0	0	0	0
Totals		6	0	3	4	.750	47	0	0	0	0	2	3	1	0	0	0	13	22
2012 (Det)																			
Date	Opp	G	S	M	A	Pct	Lg	M	A	M	A	M	A	M	A	M	A	Pts	
9/9	STL	1	0	2	2	1.000	45	0	0	0	0	2	2	0	0	0	3	9	9
9/16	SEA	1	0	0	0	.000	0	0	0	0	0	0	0	0	0	0	0	0	0
9/23	at MIN	1	0	4	4	1.000	53	0	1	1	1	1	1	1	1	1	3	3	15
9/30	at TEN	1	0	2	2	1.000	40	0	0	0	0	1	1	1	1	0	1	1	7
10/14	at Phi	1	0	4	4	1.000	46	1	1	0	1	1	2	2	0	0	2	2	14
10/22	at Chi	1	0	0	0	--	--	0	0	0	0	0	0	0	0	0	1	1	1
10/29	at SEA	1	0	0	0	.000	0	0	0	0	0	0	0	0	0	0	0	0	0
11/1	at Jax	1	0	1	2	.500	42	0	0	0	0	0	0	1	2	0	4	7	6
11/4	at Min	1	0	1	1	1.000	41	0	0	0	0	0	0	1	0	0	3	3	6
11/18	GB	1	0	2	2	1.000	30	0	1	1	1	1	0	0	0	0	2	8	7
12/12	HOU	1	0	2	2	.500	46	0	0	0	0	0	0	2	0	4	0	4	8
12/16	at IND	1	0	1	1	1.000	47	0	0	0	0	2	2	0	0	0	3	3	15
12/19	at GB	1	0	2	3	.667	46	0	0	0	1	1	1	1	1	0	2	8	8
12/26	at Min	1	0	1	1	1.000	41	0	0	0	0	0	0	1	1	0	1	1	6
12/22	ATL	1	0	3	3	1.000	38	0	1	2	2	0	0	0	0	1	1	1	10
12/23	at CHI	1	0	0	0	.000	0	0	0	0	0	0	0	0	0	0	0	0	0
Totals		15	0	32	36	.889	51	1	3	3	3	10	16	2	3	38	38	134	134

GETTING A KICK OUT OF HANSON

Hanson vs. The NFL

	Total				PAT				1-19		20-29		30-39		40-49		50+		
Tm	G	S	M	A	Pct	Lg	M	A	M	A	M	A	M	A	M	A	M	A	Pts
Ari	13	0	19	25	.760	48	33	33	0	0	8	8	6	7	5	7	0	3	90
Atl	12	0	11	13	.846	44	30	30	0	0	2	2	2	5	5	4	0	0	63
Bal	3	0	2	3	.667	39	10	10	0	0	1	1	1	1	0	1	0	0	12
Buf	4	0	5	6	.833	43	10	10	0	0	2	2	2	2	2	1	0	1	25
Car	5	0	6	7	.857	56	9	9	0	0	3	3	3	0	0	1	2	2	27
Chi	36	0	51	66	.773	52	74	77	0	0	20	21	18	20	11	19	2	6	227
Cin	5	0	7	8	.875	51	9	9	0	0	4	4	1	1	1	1	1	0	23
Cle	5	0	7	7	.714	56	16	16	0	0	0	0	1	1	2	3	2	3	31
Dal	9	0	13	20	.650	47	13	13	1	1	3	4	5	5	5	0	0	6	59
Den	3	0	4	4	.900	53	7	8	0	0	0	0	1	1	1	1	1	1	19
GB	37	0	62	68	.912	54	63	63	1	1	11	11	21	21	21	28	14	24	249
Hou	2	0	2	3	.667	54	5	5	0	0	0	0	0	0	0	0	1	2	11
Ind	4	0	9	11	.818	55	5	5	0	0	2	3	4	4	1	1	3	0	32
Jac	4	0	7	7	.700	45	10	10	0	0	2	2	4	6	1	0	2	0	31
KC	5	0	7	7	.900	51	14	14	0	0	4	4	0	0	2	2	1	0	23
Mia	5	0	4	4	.900	52	7	8	0	0	1	1	1	1	1	1	1	1	19
Min	37	0	58	77	.753	53	70	70	1	1	12	12	24	25	17	31	4	8	244
NE	5	0	15	16	.938	48	8	8	0	0	7	7	5	5	3	3	0	0	53
NO	8	0	12	12	.900	47	10	10	0	0	5	5	4	4	3	3	0	0	46
NYG	7	0	8	10	.800	50	16	16	1	1	3	3	1	1	1	2	3	0	41
NYJ	6	0	8	8	.900	49	9	10	0	0	3	3	2	2	3	3	0	0	33
Oak	3	0	6	6	.900	54	8	8	0	0	1	1	1	1	3	3	1	1	26
Phi	5	0	7	7	.714	51	9	9	0	0	0	0	0	0	1	1	3	4	24
Pit	6	0	8	11	.727	51	12	12	0	0	0	0	2	2	5	8	1	1	36
SD	4	0	4	4	.900	53	7	7	0	0	1	1	0	0	0	0	0	0	10
Sea	6	0	10	12	.833	51	11	12	0	0	0	0	4	5	4	4	2	3	41
SF	11	0	16	19	.842	51	14	15	1	1	3	3	6	6	3	5	3	4	62
StL	7	0	14	15	.933	50	15	15	1	1	5	5	3	3	4	5	1	0	57
TB	25	0	44	54	.815	50	57	57	1	1	13	14	18	21	10	11	2	7	189
Ten	5	0	5	7	.714	53	11	11	0	0	3	3	1	1	0	2	1	0	26
Was	10	0	12	16	.864	54	14	14	0	0	3	3	7	7	5	7	4	5	51

Hanson Game-Winning FGs

(4th Quarter/Overtime)

Date	Opp	Stadium	Yds	Qtr	Time	Score
9/12/93	at NE	Foxboro	38	OT	3:56	W, 19-16
➤	First career 4th quarter game-winning field goal					
10/24/93	at LAR	Anaheim	18	4	0:04	W, 16-13
➤	Shortest game winner and latest in regulation					
9/4/94	ATL	Silverdome	37	OT	9:46	W, 31-28
➤	First game-winning kick at home					
9/19/94	at Dal	Texas	44	OT	0:32	W, 20-17
➤	Game-winning kick in Monday night thriller					
10/30/94	at NYG	Giants	24	OT	8:17	W, 28-25
➤	Set record for most overtime wins in a season					
11/17/96	SEA	Silverdome	43	4	4:32	W, 17-16
➤	Snapped four-game losing streak					
11/26/98	PIT	Silverdome	42	OT	13:08	W, 19-16
➤	Thanksgiving Day Classic remembered by OT coin flip					
10/17/99	MIN	Silverdome	48	4	0:07	W, 25-23



PLAYER PROFILES

Detroitlions.com
Media.Detroitlions.com

- Tied Lions record for most field goals in game with six
9/10/00 WAS Silverdome 37 4 11:36 W, 15-10
- Kicked five FGs accounting for all 15 pts. 37-yd FG gave Lions 12-10 lead and added 35-yd FG (6:24) for final score
11/12/00 ATL Silverdome 44 4 1:43 W, 13-10
- Secured win in new Head Coach Gary Moeller's first game
10/20/02 CHI Ford Field 48 OT 10:12 W, 23-20
- First overtime game played at Ford Field
11/3/02 DAL Ford Field 43 4 0:48 W, 9-7
- 12th fourth quarter or overtime game winner
11/9/03 CHI Ford Field 48 4 0:39 W, 12-10
- Responsible for all Lions' points in the win
11/27/03 GB Ford Field 49 4 13:09 W, 22-14
- Thanksgiving Day win over NFC North champs
10/23/05 at Cle Cleveland Browns Stadium 50 4 14:07 W, 13-10
- 15th fourth quarter/OT game winning kick.
12/24/05 at NO Alamodome 39 4 0:00 W, 13-12
- First game winner as time expired in regulation.
9/16/07 MIN Ford Field 37 OT 8:55 W, 20-17
- First victory over the Vikings since the 2001 season.
9/25/11 at Min Mall of America Field 32 OT 13:01 W, 26-23
- Lions 1st win at Minnesota since 1997. Capped off 20-point comeback.



NICK HARRIS

Punter
California
Ht: 6-2
Born: 7/23/78
Draft: '01, R4 (120)_Den
12th Year
Wt: 218
Avondale, Arz.
Acquired: '12, FA-Car
5

Complete biographical information available on Detroitlions.com.

MAINE FACTS

- Such a valuable member of his team at Cal, students made signs and t-shirts that said "Nick Harris for Heisman".
- Was close to going to a smaller college to play linebacker before Cal offered him a scholarship to be a punter.
- Has an identical twin brother, Chris, whose football career was curtailed by a serious knee injury.
- Served as a chairman for the 17th annual Detroit Lions Invitational golf outing that raised more than \$100,000 for Detroit Lions Charities.
- Donated Lions' tickets to each home game to HAVEN, a shelter for the prevention and treatment of domestic violence, sexual assault and child abuse, through the Lions CATS (Caring Athletes Ticket Service) for Kids program.
- Participated in the annual Lions Celebrity Bocce Ball Tournament that raised over \$110,000 for Detroit Lions Charities.
- Took part for the third straight year in the 2007 Lions Pet Calendar that helps to raise money for the Dearborn Animal Shelter.
- Helped deliver thousands of pounds of food and supplies to more than 30 Metro Detroit relief agencies at the United Way Hometown Huddle/Lift Up America event, Dec. 5, at Ford Field.
- Made a special visit to the Children's Hospital of Michigan during the 2006 season.
- Named 2005 Special Teams MVP by The Detroit Lions Quarterback Club, the official booster club of the Lions.

TRANSACTIONS

- Signed with the Detroit Lions on September 25, 2012.
- Signed with the Carolina Panthers on May 7, 2012 and was released from the Panthers on August 27, 2012.
- Signed with the Jacksonville Jaguars on October 11, 2011 and was released by the Jaguars on April 28, 2012.
- Re-signed by the Lions September 6, 2007 to a six-year contract extension.
- Re-signed by the Lions December 30, 2004 to a three-year deal.
- Signed by the Detroit Lions October 14, 2003 and re-signed by the Lions May 25, 2004.
- Released by the Cincinnati Bengals October 7, 2003.
- Claimed off waivers by the Cincinnati Bengals August 29, 2001.
- Drafted by the Denver Broncos in the fourth round (120th overall) of the 2001 NFL Draft and then was waived by the Broncos August 28, 2001.

PRO

Harris, the 12-year veteran punter, is one of the best in the NFL in pinning opponents deep in their own territory. Harris returns to the Lions as the team's all-time leader in punts (694), punting yards (29,857), net punting average (36.3) and punts inside the 20-yard line (210). He is also second in career gross punting average (43.0).

- Holds five of the team's top-10 best seasons with regards to punts inside the 20-yard line (official stat since 1976), including a franchise record 36 in 2005.
- Ranks 27th in NFL history (fourth among active players) with 943 punts and 39,996 punting yards. Also has generated a gross average of 42.4 yards and a net average of 35.7 yards.
- Landed 260 punts inside the 20, which ranks 30th in NFL history (fourth among active punters). 207 of those punts inside the 20 have been with Detroit.
- He is a valuable asset in terms of the battle for field position. In his first four full seasons with the Lions (signed for last 11 games in 2003), Harris increased his gross punting average—40.9 in 2004, 43.5 in 2005 and 45.0 in 2006, and he registered his second highest punting average in 2007 with 44.3.
- Harris also increased his net punting average from 2004—36.4 in 2004, 36.9 in 2005 and 38.7 in 2006, and he recorded his third-highest net average of his career in 2007 with 36.4.
- In 2006, he finished strong with two top-10 rankings amongst NFL punters as he was fifth in gross punting (45.0 avg.) and tied for eighth in net punting (38.2 avg.).
- He had one of the best outings in the NFL in 2005 while proving to be one of the league's most accurate punters as he led the NFL with a net differential (punts downed inside the 20-yard line minus the number of touchbacks) of 32. Harris' 34 punts downed inside-the-20 was the highest in the league.
- He played the 2001-02 seasons and the first five games of 2003 with the Cincinnati Bengals.
- 2012: Signed with the Lions on September 25, 2012 as the team's punter after P Ben Graham was placed on Reserve/Injured list. Added to his franchise records for punts (694), punting average (43.02) and punts inside the 20 (210).
- Had five punts for 198 yards (39.6 avg), four of which were placed inside the 20-yard line in his 2012 debut with the Lions vs. Minnesota (9/30).
- Punted seven times for a total of 299 yards, including one inside the

- 20-yard line in Week 6 at Philadelphia.
- Punted eight times for a total of 321 yards, including three inside the 20-yard line in Week 7 at Chicago (10/22).
- Near the end of the first quarter, Harris helped changed the field position as he netted a 58-yard punt from the Lions 23-yard line. It was his longest punt since he had a 61-yard punt for the Lions at Miami December 26, 2010.
- Had four punts for 176 yards (44.0 avg) with a long of 47 and a net average of 36.8 in Week 8 vs. Seattle (10/28). Harris now has 900 punts for his career for a total of 38, 207 yards.
- Had two punts for 99 yards, landing one inside the 20-yard line, in the Lions' 31-14 win over Jacksonville in Week 9 (11/4).
- Had three punts for 118 yards and a net average of 39.3, his longest going for 44 yards, in Week 11 vs. Green Bay (11/18).
- Placed four punts inside the 20-yard line on Thanksgiving Day vs. Houston (11/22), giving him 202 punts inside the 20 with the Lions and becoming the first punter in Lions history (since 1976 when statistic become official) to register 200 career punts inside the 20-yard line.
- Punted eight times for a season-high 376 yards, landing two punts inside the 20-yard line, in Week 15 at Arizona (12/16).

COLLEGE

- Regarded by many as the premier punter in college football during his Cal career where he averaged 42.3 yards per punt, and his 13,621 total yards broke previous NCAA mark of 12,947 by TCU's Cameron Young.
- Placed 92 of his punts (28.6 percent) inside-the-20 and also held for place kicks.
- Earned consensus All-American honors in 2000.
- Had his best season average, 44.7 yards, as a junior in 1999.
- Well-conditioned athlete who had Cal's fastest 10-yard dash (1.77) and second-best 20-yard shuttle time (4.17).

PERSONAL

- Attended Westview (Ariz.) High School where he earned National Coaches' Association All-America honors as a senior with 42.3-yard punting average.
- Also earned prep all-state honors as a linebacker and saw action on offense as a receiver and a rusher.
- All-state prep soccer player as well.
- Holds a bachelor's degree in American studies and a master's degree in education from the University of California.
- Married to wife, Heather, and they have twins, Drew and Halle.
- Full name is Nicholas John Harris.

HARRIS' SINGLE-GAME BESTS


Punts:	9 (seven times)	Last vs. NYJ 11/7/10
Punting Yards:	431 vs. Ten 11/27/08	
Average:	59.5 vs. Min 12/7/08	
Long Punt:	67 vs. Chi 12/24/06	
Inside 20:	4 (eight times)	Last at Min 10/12/08
Net Average:	52.0 vs. Dal 12/9/07	

HARRIS' CAREER STATISTICS

Year	Team	G	Pnt	Yds	Avg	Net	TB	BL	In20	Lg
2001	Cin	16	84	3372	40.1	33.9	6	1	21	57
2002	Cin	15	65	2608	40.1	31.4	4	1	11	57
2003	Cin/Det	16	91	3615	39.7	32.1	8	1	16	53
2004	Det	16	82	3765	40.9	34.2	7	1	32	60
2005	Det	16	84	3656	43.5	36.9	2	0	34	60
2006	Det	16	66	2967	45.0	38.2	9	0	18	67
2007	Det	16	68	3010	44.3	36.4	5	0	26	58
2008	Det	16	90	3952	43.9	38.0	6	0	24	66
2009	Det	16	74	3175	42.9	36.8	5	20	26	66
2010	Det	16	90	4018	44.6	35.8	8	0	24	66
2011	Jac	11	72	3075	42.7	37.9	5	0	13	55
2012	Det	13	67	2783	41.5	37.6	1	0	21	58
Totals		183	943	39996	42.4	35.7	66	4	260	67

2012 (Det)

Date	Opp	G	Pnt	Yds	Avg.	Net	TB	BL	In20	Lg
9/9	STL	0	0	0	0	0	0	0	0	0
9/16	at SF	0	0	0	0	0	0	0	0	0
9/23	at Ten	0	0	0	0	0	0	0	0	0
9/30	at Min	1	5	198	39.6	24.2	0	0	4	51
10/16	at Phil	1	7	299	42.7	41.0	0	0	1	56
10/22	at Chi	1	8	321	40.1	39.3	0	0	3	58
10/28	SEA	1	4	176	44.0	36.8	0	0	0	47
11/4	at Jax	1	2	99	49.5	43.5	0	0	1	50
11/11	at Min	1	6	228	38.0	37.0	0	0	0	42
11/18	GB	1	3	118	39.3	39.3	0	0	0	44
11/22	HOU	1	8	299	37.4	36.1	0	0	4	43
12/2	IND	1	7	298	42.6	38.9	1	0	3	56
12/9	at GB	1	2	70	35.0	28.5	0	0	0	39
12/16	at Atl	1	8	376	47.0	40.3	0	0	2	51
12/22	ATL	1	2	82	41.0	36.5	0	0	1	45
12/30	CHI	1	5	219	43.8	42.6	0	0	2	49
Totals		13	67	2783	41.5	37.2	1	0	21	58



WILL HELLER

Tight End
Georgia Tech
Ht: 6-6
Born: 2/28/81
Draft: '03, FA-TB
10th Year
Wt: 275
Dunwoody, Ga.
Acquired: '09, UFA-Sea
89

Complete biographical information available on Detroitlions.com.

MANE FACTS

- While Heller wasn't a big football fan growing up, he was a huge Duke basketball fan, his father's alma mater. The 1992 team with Bobby Hurley and Grant Hill were some of his favorite players that he watched growing up.
- In the offseason, Heller enjoys relaxing and playing golf and enjoys fishing in Tampa, Florida.
- After his career, he would like to utilize his civil engineering degree and get into the construction industry close to home.

TRANSACTIONS

- Released by the Lions March 12, 2012 and re-signed by hte Lions March 22, 2012.
- Signed with the Detroit Lions as an unrestricted free agent Mar. 16, 2009 to a one-year deal.
- Re-signed with the Lions Mar. 8, 2010 to a three-year deal.
- Signed with the Seattle Seahawks Mar. 24, 2006.
- Re-signed with the club Mar. 5, 2007.
- Released Nov. 5, 2005 by the Miami Dolphins and re-signed with the Tampa Bay Buccaneers Dec. 20, 2005.
- Released by the Tampa Bay Buccaneers Sept. 4, 2005.
- Acquired via waivers by the Miami Dolphins Sept. 4, 2005.
- Signed as an undrafted rookie free agent with the Tampa Bay Buccaneers Apr. 28, 2003.

PRO

Heller adds another strong blocking presence to the Lions' offense, and he proved himself as an effective receiver in the first year with the club.

- Career totals include: 134 games played (36 starts), 92 receptions for 782 yards and 12 touchdowns.
- Prior to joining Detroit in 2009, he had spent the three seasons (2006-08) with Seattle. Prior to playing in Seattle, Heller spent two seasons with Tampa Bay (2003-04), before being waived at the end of the 2005 preseason and claimed by Miami.

- He played in the first seven games for the Dolphins, recording one catch for a 1-yard score at Buffalo (10/9), but was released November 5. Heller re-signed with Tampa Bay December 20, 2005 and finished the season on their inactive list.

2012: Played in all 16 games (five starts) and served as a strong blocker, paving the way for 17 rushing touchdowns, and a reliable outlet for QB Matthew Stafford, hauling in 17 passes for 150 yards and a touchdown.

- Caught two passes for 19 yards, his longest going for 14 yards in the Lions' 27-23 season home opener win over St. Louis (9/9).
- Caught a seven-yard pass in the Lions' 27-19 loss at San Francisco (9/16) in Week 2.

- Caught a five-yard pass in Week 13 vs. Indianapolis (12/2).
- Surpassed the 700-yard mark for career receiving yards with a four-catch, 21-yard performance in Week 14 at Green Bay (12/9). His four catches against the Packers tied his career high set at Minnesota on 11/15/09.

- Earned his third start of the season in Week 15 at Arizona (12/16), catching two passes for 18 yards.

- Went over the 100-yard mark for the season with a four-catch, 34-yard performance in Week 16 vs. Atlanta (12/22). His four catches tied a career high for the second time this season.

- Caught his first touchdown of the season, the 12th of his career, in Week 17 vs. Chicago (12/30) and finished with two catches for 29 yards.

2011: Part of strong tight end trio. Added strong blocking presence and receiving skills. Played in all 16 games (7 starts).

- Finished season with 6 catches for 42 yards on the year.
- Caught only touchdown pass of season in Lions playoff game at New Orleans (1/7/12) on a 10-yard grab from QB Matt Stafford.

COLLEGE

Played in 39 games with 10 starts at Georgia Tech. Had 17 career receptions for 185 yards (10.9 avg.) with one touchdown.

- Started seven of 11 games his senior year and was used primarily as a blocker with six catches for 49 yards.

PERSONAL

Earned All-DeKalb County honors at Marist High.

- Played tight end, split end and defensive back.
- Also lettered in basketball.
- Majored in civil engineering.

HELLER'S SINGLE-GAME BESTS

Receptions:	4 (three times) Last vs. Atl 12/22/12
Receiving Yards:	53 at Chi 10/4/09
Receiving Touchdowns:	2 vs. StL 10/21/07
Long Reception:	25 at Car 12/16/07

HELLER'S CAREER STATISTICS


Year	Tm	G	S	Rec	Yds	Avg	Lg	TD
2003	TB	9	1	2	15	7.5	11	1
2004	TB	10	2	12	98	8.2	22	1
2005	Mia	7	0	1	1.0	1.0	1	1
2006	Sea	16	0	4	32	8.0	12	1
2007	Sea	16	6	13	82	6.3	25	3
2008	Sea	12	0	4	29	7.3	14	0
2009	Det	16	9	29	296	10.2	24	3
2010	Det	16	6	4	37	9.3	13	1
2011	Det	16	7	6	42	7.0	12	0
2012	Det	16	5	17	150	8.8	16	1
Totals		134	36	92	782	8.5	25	12

POSTSEASON

Year	Team	G	S	Rec	Yds	Avg	Lg	TD
2006	Sea	2	1	3	20	6.7	10	0
2007	Sea	2	1	0	0	0.0	-	0
2011	Det	1	1	1	10	10.0	10	1
Totals		5	3	4	30	8.35	20	1

2012 (Det)

Date	Opp	G	S	Rec	Yds	Avg	Lg	TD
9/9	STL	1	0	2	19	9.5	14	0
9/16	at SF	1	0	1	7	7.0	7	0
9/23	at Ten	1	0	0	0	0.0	-	0
9/30	MIN	1	0	0	0	0.0	-	0
10/14	at Phi	1	0	0	0	0.0	-	0
10/22	at Chi	1	0	0	0	0.0	-	0
10/28	SEA	1	0	0	0	0.0	-	0
11/4	at Jax	1	0	0	0	0.0	-	0
11/11	at Min	1	0	0	0	0.0	-	0
11/18	GB	1	0	1	17	17.0	17	0
11/22	HOU	1	0	0	0	0.0	-	0
12/2	IND	1	0	1	5	5.0	5	0
12/9	at GB	1	0	4	21	5.3	8	0
12/16	at Ari	1	2	18	90	12.0	0	0
12/22	ATL	1	1	4	34	8.5	16	0
12/30	CHI	1	1	2	29	14.5	19	1
Totals		16	5	17	150	8.8	16	1



SAMMIE HILL

**Defensive Tackle
Stillman**

Ht: 6-4

Born: 11/8/86

Draft: '09, R4 (115)-Det

4th Year

Wt: 329

West Blockton, Ala.

91

Complete biographical information available on Detroitlions.com.

MANE FACTS

- Hill loved the Dallas Cowboys because Emmitt Smith, Michael Irvin and Deion Sanders played the positions he couldn't play growing up.
- As a kid, Hill enjoyed watching the TGIF line-up of *Family Matters*, *Step By Step*, and *Full House*.
- Hill will watch any movie with Denzel Washington in it.
- Before games, Hill likes to listen to Young Jeezy and Gucci Man.
- He is a big collector of hats and shoes. His favorite hat is his St. Louis Cardinals hat, and his favorite shoe is the Nike Air Force Ones.
- At Stillman, he and two college teammates were heroic in their efforts to save a man from a burning house. The three Stillman players were driving by a house when they noticed a distressed woman who needed help. She told Hill and his teammates that her father was inside and they proceeded to rescue him from the burning building.

TRANSACTIONS

- Drafted by the Detroit Lions in the fourth round (115th overall) of the 2009 NFL Draft.

PRO

Hill is a good athlete with outstanding size and bulk and long arms that provides a large presence on the Lions defensive front. Quick and agile, he is stout at the point of attack.

- Has played in 59 career games, recording 95 tackles (57 solo), four sacks and four fumble recoveries, two pass defenses and one forced fumble.
- In his first pro season, he played 13 games (12 starts) at defensive tackle. He earned one of the team's starting defensive tackle positions to start his rookie season.

2012: Played in 15 games (three starts) and registered 15 tackles (nine solo) and 3 pass defenses. Part of a deep defensive line and defensive tackle position. Earned three starts with injuries to DT Corey Williams and Nick Fairley.

- Contributed two solo tackles in the Lions' 27-23 season home opener win over St. Louis (9/9). Part of a defensive line effort that tallied three sacks total in the game and held Rams RB Steven Jackson to only 53 yards rushing.
- Recorded his first-career pass defense in the Lions' 44-41 (OT) loss at Tennessee in Week 3 (9/23).
- Had one assisted tackle vs. the Vikings in Week 4 (9/30).
- Played in his 50th-career game in Week 7 at Chicago (10/22).
- Had two solo tackles in the Lions' 31-14 win over Jacksonville in Week 9 (11/4). The Lions defensive line limited the Jaguars to only 64 yards on the ground, Detroit's lowest total of the season.
- Had a season-high four tackles (one solo) in Week 10 at Minnesota (11/11).
- Had one solo tackle in Week 11 vs. Green Bay (11/18).
- Assisted on one tackle in Week 12 vs. Houston on Thanksgiving Day (11/22).
- Recorded his second-career pass defense and had one solo tackle in Week 12 (12/2).
- Had one solo tackle in Week 15 at Arizona (12/16).
- Had two tackles (one solo) in Week 16 vs. Atlanta (12/22).
- Placed on Reserve/Injured on Dec. 29, 2012.

2011: Served as a significant contributor at defensive tackle on the team's stout defensive line rotation. Played in all 16 games (3 starts) and had 24 tackles (13 solo), 1.5 sacks, 1 forced fumble and 1 fumble recovery.

- Started in season finale at Green Bay (1/1) and tied a season-high 4 tackles and recorded his first full sack (2 yards) on the season.

COLLEGE

Was a four-year starter for the Tigers, and he set the school record with 44.5 tackles for loss. During his freshman and sophomore seasons, he played defensive tackle and then was moved to defensive end for his final two seasons at Stillman. Named first-team All-SIAC in 2007 and 2008.

- In his second year (2008) at defensive end, he earned first-team All-SIAC honors. During his senior season, he played in 11 games and registered career highs with 59 tackles for loss, 15.5 sacks and 7.5 sacks.
- Scored on a two-point conversion pass play.
- Knocked down seven passes and recorded three fumble recoveries.
- Was moved to defensive end as a junior in 2007 by new head coach Greg Thompson. In his first season at defensive end, he was a first-team all-SIAC selection after collecting 52 tackles, 4.5 sacks and 14 tackles for loss. Also caused four fumbles.
- Took an interception back 38 yards for a touchdown after dropping back into coverage as a giant middle linebacker.
- As a sophomore in 2006, he played in 10 games and garnered 41 tackles, two sacks and nine tackles for loss.
- In 2005, Following a red-shirt season, Hill was a defensive tackle and made a splash with 39 tackles, 3.5 sacks and six tackles for loss in the nine games he played.
- He also caught a pass as a tight end for a 16-yard touchdown.

PERSONAL

Graduated from West Blockton (Ala.) High School where he was selected All-Conference and All-area.

- He was a versatile player as a prepster, playing both offensive defensive line along with tight end, linebacker and even place kicker.
- Was recruited by some schools to play basketball, and he was a catcher on the school's baseball team.

HILL'S SINGLE-GAME BESTS

Tackles: 5 (twice) Last at Cin 12/6/09
Fumbles Recoveries: 1 (three times) Last at Chi 9/12/10
Sacks: 1 at Chi 9/12/10

HILL'S CAREER STATISTICS

Year	Tm	G	S	TT	ST	AT	Sk	Yds	Int	Yds	TD	PD	FF	FR	Yds	TD	STT
2009	Det	13	12	26	14	12	0	0	0	0	0	0	0	2	0	0	0
2010	Det	15	0	30	21	9	25	18	0	0	0	0	0	1	0	0	0
2011	Det	16	3	24	13	11	15	35	0	0	0	0	1	1	0	0	0
2012	Det	15	3	15	9	6	0	0	0	0	0	0	3	0	0	0	0
Totals		59	18	95	57	38	4	21.5	0	0	3	1	4	0	0	0	0

POSTSEASON

Year	Tm	G	S	TT	ST	AT	Sk	SKY	Int	Yds	TD	PD	FF	FR	Yds	TD	STT
2011	Det	1	0	1	1	0	0	0	0	0	0	0	0	0	0	0	0
Total		1	0	1	0	0	0	0	0	0	0	0	0	0	0	0	0

2012 (Det)

Date	Opp	G	S	TT	ST	AT	Sk	SKY	Int	Yds	TD	PD	FF	FR	Yds	TD	STT
9/9	STL	1	0	2	2	0	0	0	0	0	0	0	0	0	0	0	0
9/16	at SF	1	0	0	0	0	0	0	0	0	0	0	0	0	0	0	0
9/23	at Ten	1	0	0	0	0	0	0	0	0	0	1	0	0	0	0	0
9/30	MIN	1	1	1	0	1	0	0	0	0	0	0	0	0	0	0	0
10/14	at Phi	1	0	0	0	0	0	0	0	0	0	0	0	0	0	0	0
10/22	at Chi	1	0	0	0	0	0	0	0	0	0	0	0	0	0	0	0
10/28	SEA	1	0	0	0	0	0	0	0	0	0	0	0	0	0	0	0
11/4	at Jax	1	0	2	0	0	0	0	0	0	0	0	0	0	0	0	0
11/11	at Min	1	0	4	1	3	0	0	0	0	0	0	0	0	0	0	0
11/18	GB	1	0	1	1	0	0	0	0	0	0	0	0	0	0	0	0
11/22	HOU	1	0	1	0	1	0	0	0	0	0	0	0	0	0	0	0
12/2	IND	1	0	1	0	1	0	0	0	0	0	1	0	0	0	0	0
12/9	at GB	1	0	0	0	0	0	0	0	0	0	0	0	0	0	0	0
12/16	at Ari	1	1	1	0	0	0	0	0	0	0	1	0	0	0	0	0
12/22	ATL	1	2	1	1	0	0	0	0	0	0	0	0	0	0	0	0
12/30	Chi	0	0	RESERVED/INJURED													
Totals		15	3	15	9	6	0	0	0	0	0	3	0	0	0	0	0



SHAUN HILL

Quarterback
Maryland
Ht: 6-3
Born: 1/9/80
Draft: '02, FA-Min
11th Year
Wt: 220
Parsons, Kan.
Acquired: '10, T-SF

14

 Complete biographical information available on Detroitlions.com.

MAINE FACTS

- Hill earned NFC Offensive Player of the Week for his performance vs. St. Louis (11/16/08), where he became the first 49ers quarterback to post a perfect QB rating in the first half.
- Loves to fish. Started reeling in fish inhabiting farm ponds in his home state of Missouri during high school. When he lived in Minnesota as a member of the Vikings, Shaun caught a 30-inch, 9-pound walleye on his first trip out. He was able to lure the fish using a leech for bait 40-feet deep. Also in his fishing repertoire is a 48-inch muskie.
- Shaun owns all of the weightlifting records for quarterbacks at Maryland - power clean (303 lbs), bench press (320 lbs), and squat (500 lbs).
- Has supported the Muscular Dystrophy Association.
- Hosts annual fundraising golf tournament at high school alma mater to benefit booster club. Hosts annual football camp in conjunction with the Parsons Police Football League.

TRANSACTIONS

- Re-signed with Lions to a two-year contract extension March 7, 2012.
- Signed one-year contract extension (through 2011) July 10, 2010.
- Acquired by the Detroit Lions via trade from the San Francisco 49ers Mar. 16, 2010.
- Signed by the San Francisco 49ers as an unrestricted free agent June 2, 2006.
- Signed as an undrafted rookie free agent with the Minnesota Vikings Apr. 25, 2002.

PRO

As a proven, veteran quarterback, Hill adds valuable depth to the team's quarterback position. Has a 13-13 record as a starter (9-3 at home).

- Through his first 16 career starts (10-6), his career .625 winning pct. as a starter was the fourth-highest winning percentage among all undrafted quarterbacks since 1970 (min. 10 starts). All 16 starts at quarterback occurred while with the San Francisco 49ers (2006-09) and winning percentage (.625) is the third highest winning percentage in 49ers history.
- In his first NFL start, he set a record for the highest completion percentage in NFL history for a player making his first pass attempts.
- Originally entered the league as an undrafted rookie free agent in 2002 with Minnesota where he served primarily as the team's third quarterback from 2002-05.
- While with Minnesota, he worked with Lions Offensive Coordinator Scott Linehan (2002-04) who served in the same role for the Vikings.
- 2012: His one appearance on the season featured a remarkable comeback effort at Tennessee (9/23). Replacing injured QB Matthew Stafford, Hill led two late touchdown drives, including a 46-yard Hail Mary completion to tie the game and force overtime.
- Did not play in season opener vs. St. Louis (9/9) and Week 2 at San Francisco (9/16) as team's backup quarterback.
- Entered the game with 1:16 left to play in the fourth quarter in Week 3 at Tennessee (9/23). In that time he engineered two scoring drives that tied the game at the end of regulation. The first was completed with a 3-yard pass to Calvin Johnson and a 46-yard Hail Mary deflection that landed in the hands of WR Titus Young for a 46-yard score with no time left.
- Hill became the first quarterback in NFL history to throw two touchdown passes in the final 18 seconds to either take the lead or send the game into overtime. During overtime, he added another 50 yards. In all, Hill completed 10-of-13 passes for 172 yards and 2 touchdowns. His passer rating was 157.9.
- Did not play vs. Minnesota (9/30) in Week 4 and at Philadelphia (10/14) in Week 6 as the team's backup quarterback.
- Did not play in Week 7 at Chicago (10/22) as the team's backup quarterback.
- Did not play in Week 7 at Chicago (10/22) and at Jacksonville (11/4) in Week 9 as the team's backup quarterback.
- Did not play the rest of the season as the team's backup quarterback.
- 2011: Was in his second year as the Lions' back-up quarterback.
- Saw time in the fourth quarter in the Lions' 48-3 home opener vs. Kansas City (9/18).
- Played the majority of the fourth quarter at Denver (10/30).

COLLEGE

- Two-year letterman for Maryland Terrapins, registering career passing totals of 3,158 yards and 19 touchdowns.
- Helped school earn first All-Atlantic Coast title since 1985 after guiding Maryland to a berth in the Orange Bowl and a 10th overall national ranking during senior season in 2001.
- Transferred to Maryland after starting college career at Hutchinson Community College (Kansas) from 1998-99 where he was All-Jayhawk Conference honorable mention as sophomore and All-Jayhawk Conference and NJCAA All-American honorable mention as freshman.

PERSONAL

As a three-year starter at quarterback and two-year starter at free safety at Parsons (Kan.) H.S., was a two-time All-Southeast Kansas first-team selection and an Honorable Mention All-state selection as a senior.

- Also lettered in basketball, baseball and track.
- Was a three-time All-SEK first-team choice in basketball, serving as team captain and earning All-state honors three times after guiding team to state tournament as a junior and senior.


HILL'S SINGLE-GAME BESTS

Passing Attempts:	54 at GB 10/3/10
Passing Completions:	34 at GB 10/3/10
Passing Yards:	335 vs. Phi 9/19/10
Passing Completion Pct.:	81.5 vs. Min 12/9/07
Passing Long:	75 vs. Phi 9/19/10
Passing Touchdowns:	3 (twice) Last vs. StL 10/10/10
Interceptions:	3 at StL 12/21/08
Passing Rating:	142.3 vs. StL 11/16/08
Rushing Attempts:	6 vs. TB 12/23/07
Rushing Yards:	53 (twice) Last at GB 10/3/10
Rushing Long:	40 at GB 10/3/10
Rushing Touchdowns:	1 (three times) Last vs. Was 12/28/08

HILL'S CAREER STATISTICS

Year	Tm	G	S	PASSING						Pct	TD	Int	Lg	Sk	Yds	Rtg	RUSHING			
				W-L	Att	Cmp	Yds	TD	Int								Att	Yds	Avg	Lg
2002	Min	0	0	0-0	0	0	0	0	0	0.0	0	0	0	0	0	0	0	0	0	0
2003	Min	0	0	0-0	0	0	0	0	0	0.0	0	0	0	0	0	0	0	0	0	0
2004	Min	0	0	0-0	0	0	0	0	0	0.0	0	0	0	0	0	0	0	0	0	0
2005	Min	1	0	0-0	0	0	0	0	0	0.0	0	0	0	0	0	0	2	-10	-1	0
2006	SF	0	0	0-0	0	0	0	0	0	0.0	0	0	0	0	0	0	0	0	0	0
2007	SF	3	2	2-0	79	54	501	68.4	5	1	26	6	31	101.3	12	14	12	12	1	1
2008	SF	9	8	5-3	288	181	2046	62.8	13	8	48	23	148	87.5	24	115	48	24	2	2
2009	SF	6	6	3-3	155	87	942	56.1	5	2	61	18	107	79.8	8	70	8.8	22	0	0
2010	Det	11	10	3-7	416	257	2686	61.8	16	12	75	17	115	81.3	22	123	5.6	40	0	0
2011	Det	2	0	0-0	3	2	327	66.7	0	0	28	0	0	109.7	1	-1	-1.0	-1	0	0
2012	Det	1	0	0-1	13	10	172	76.9	2	0	0	0	0	157.9	1	-1	-1.0	-1	0	0
Totals		30	26	13-14	938	579	6176	61.7	39	23	75	40	101	85.9	68	320	4.7	40	3	3

Postseason				PASSING											RUSHING				
Year	Tm	G	S	W-L	Att	Cmp	Yds	Pct	TD	Int	Lg	Sk	Yds	Rtg	Att	Yds	Avg	Lg	TD
2011	Det	0	0	0-0	0	0	0	0	0	0	0	0	0	0	0	0	0	0	0
2012 (Det)				PASSING											RUSHING				
Date	Opp	G	S	W-L	Att	Cmp	Yds	Pct	TD	Int	Lg	Sk	Sk Yds	Rtg	Att	Yds	Avg	Lg	TD
9/8	STL	0	0	0	0	0	0	0	0	0	0	0	0	0	0	0	0	0	0
9/16	at SF	0	0	0	0	0	0	0	0	0	0	0	0	0	0	0	0	0	0
9/23	at Ten	1	0	0-1	13	10	172	76.9	2	0	0	0	0	157.9	1	-1	-1.0	-1	0
9/30	MIN	0	0	0	0	0	0	0	0	0	0	0	0	0	0	0	0	0	0
10/14	at Phi	0	0	0	0	0	0	0	0	0	0	0	0	0	0	0	0	0	0
10/22	at Chi	0	0	0	0	0	0	0	0	0	0	0	0	0	0	0	0	0	0
10/28	SEA	0	0	0	0	0	0	0	0	0	0	0	0	0	0	0	0	0	0
11/4	at Jax	0	0	0	0	0	0	0	0	0	0	0	0	0	0	0	0	0	0
11/11	at Min	0	0	0	0	0	0	0	0	0	0	0	0	0	0	0	0	0	0
11/18	GB	0	0	0	0	0	0	0	0	0	0	0	0	0	0	0	0	0	0
11/22	HOU	0	0	0	0	0	0	0	0	0	0	0	0	0	0	0	0	0	0
12/2	IND	0	0	0	0	0	0	0	0	0	0	0	0	0	0	0	0	0	0
12/9	at GB	0	0	0	0	0	0	0	0	0	0	0	0	0	0	0	0	0	0
12/16	at Ari	0	0	0	0	0	0	0	0	0	0	0	0	0	0	0	0	0	0
12/22	ATL	0	0	0	0	0	0	0	0	0	0	0	0	0	0	0	0	0	0
12/30	CHI	0	0	0	0	0	0	0	0	0	0	0	0	0	0	0	0	0	0
Totals		1	0	0-0	13	10	172	76.9	2	0	0	0	0	157.9	1	-1	-1.0	-1	0



COREY HILLIARD

Tackle
Oklahoma St.
Ht: 6-6
Born: 4/26/85
Draft: '07, R6 (209)-NE

6th Year
Wt: 300
New Orleans, La.
Acquired: '09, FA

78

Complete biographical information available on Detroitlions.com.

MANE FACTS

- Growing up in New Orleans, Hilliard was a Saints fan and players he enjoyed watching from the Saints were Ricky Williams, Ricky Jackson and Drew Brees.
- Hilliard's favorite TV show is *The Office*, favorite movie is *Friday* and his favorite entertainer is Dave Chappelle.
- Enjoys bowling and joins a bowling league every offseason.

TRANSACTIONS

- Signed restricted free agent tender with the Lions April 16, 2012.
- Re-signed with the Detroit Lions as an exclusive rights free agent March 16, 2010 and July 29, 2011.
- Signed by the Detroit Lions Dec. 9, 2009 off the Cleveland Browns practice squad.
- Waived by the Cleveland Browns Sept. 6, 2010 and signed the Browns practice squad Sept. 9, 2009.
- Waived by the Indianapolis Colts Aug. 19, 2009 and signed by the Cleveland Browns Aug. 24, 2009.
- Released by the Indianapolis Colts Oct. 7, 2008 and signed to the Colts practice squad Oct. 9, 2008. Re-signed by the club Jan. 5, 2009.
- Signed to the Indianapolis Colts active roster Nov. 17, 2007.
- Signed to the Indianapolis Colts practice squad Sept. 27, 2007.
- Waived by the New England Patriots Sept. 2, 2007.
- Drafted by the New England Patriots in the sixth round (209th overall) of the 2007 NFL Draft.

PRO

Offensive tackle with great size. Hilliard has played in 37 career games (5 starts) in the NFL. Five games played occurred when he was with the Indianapolis Colts.

2012:

- Inactive for all 16 games of the 2012 season.

2011: Served as a back-up tackle, as well as special teams contributor (field goal unit). Played in all 16 games with 1 start.

- The Lions offense generated 48 points in the victory over the Chiefs, the most points scored by the Lions since they garnered 55 points in a Thanksgiving Day 55-20 win over Chicago (11/27/97). That game was also the last time the team scored 6 offensive touchdowns (rushing and receiving) in a single game. The last time the Lions scored 6 offensive touchdowns in a game of which at least 4 were via the pass was a 48-17 win over Chicago (10/19/81).

COLLEGE

Four-year starter at Oklahoma State who opened 43-of-46 career games starting 23 games at right tackle and 20 games at LT. Hilliard began career as RT before switching to left tackle.

- Named team captain started 12 games as senior.
- All-Big 12 First-Team his senior season as he posted a career-high 98 knockdowns, helping the team rank seventh in the nation and lead the conference with an average of 208.0 yards per game rushing.
- Started eleven games at RT as a junior, totaling 83 knockdowns and was named All-Big 12 Second-Team.
- Started 12 games at LT his sophomore season, registering 67 knockdowns for an offense that ranked 12th in the nation and second in the league with an average of 237.0 yards per game on the ground, earning All-Big 12 honorable mention.
- Started final six games of his freshman season after beginning the year as a reserve.
- Holds a bachelor's degree in education.


PERSONAL

Attended Jesuit High School where he was named First-Team All-State by the AP and First-Team All-Metro by the *New Orleans Times-Picayune* as a senior.

- Enjoys playing basketball in his free time
- Married to wife, Nichole.
- Born Corey Hilliard Apr. 26, 1985 in New Orleans, La. Son of Eddie and Sharon Hilliard. Has a younger brother, Colby.

HILLIARD'S CAREER STATISTICS

Year	Tm	G	S
2007	Ind	3	0
2008	Ind	2	0
2009	Det	0	0
2010	Det	16	4
2011	Det	16	1
2012	Det	0	0
Totals		37	5
POSTSEASON			
Year	Tm	G	S
2011	Det	1	0
Total		1	0



CHRIS HOUSTON

Cornerback

Arkansas

Ht: 5-11

Born: 10/18/84

Draft: '07, R2b (41st)-Atl

6th Year

Wt: 178

Austin, Texas

Acquired: '10, T-Atl

23

Complete biographical information available on Detroitlions.com.

MAINE FACTS

- Voted by his teammates for the Lem Barney Defensive MVP Award in 2012.
- Founded an organization called Athletics Achieving More Excellence that features youth programs offered during the summer. The organization also monitors kid's grades throughout middle school and high school. For more information, visit www.aameastern.org.
- Growing up in Texas, Houston watched a lot of the Dallas Cowboys and was a big Deion Sanders fan. He was also a fan of Jerry Rice and Champ Bailey.
- Favorite TV show is *Martin*.
- Enjoys reading inspirational books – books about Gandhi and other people whose minds can go further than the average person.

TRANSACTIONS

- Re-signed by the Lions to a two-year deal August 4, 2011.
- Acquired by the Detroit Lions via trade with the Atlanta Falcons Mar. 9, 2010.
- Drafted by the Atlanta Falcons in the second round (41st overall) of the 2007 NFL Draft.

PRO

Houston was acquired by Detroit through a trade with Atlanta after spending the first three years (2007-09) with the Falcons. During four-year career has accumulated 325 career tackles (277 solo), 11 interceptions (241 yards; 3 TD), 71 pass defenses, 4 forced fumbles and 2 fumble recoveries, along with 7 special teams tackles.

- Seven of 10 career interceptions have come the past two seasons (2010-11) with the Lions.
- In 2009, he played in 12 games (10 starts) before ending the year on the reserve/injured list due to a hamstring injury.
- Started 16 games in 2008 and had two interceptions, one returned 10 yards for a TD (vs. KC, 9/21). Also started in Falcons' playoff game.
- Played all 16 games as rookie and led all Falcons rookies with 55 tackles. Emerged as a full-time starter (11 starts), primarily at RCB.

2012: Played and started in 14 games, totaling 55 tackles (44 solo), 11 pass defenses, 2 interceptions and 2 forced fumbles. Was a lone rock amidst a constant shuffle in the defensive backfield and often matched up against the opponent's best receiver.

- Inactive with ankle injury in first two games vs. St. Louis (9/9) in season opener and Week 2 at San Francisco.
- Returned to action in Week 3 at Tennessee (9/23) and had five tackles (4 solo) and two passes defended.
- Had four tackles (two solo and one for loss) and one pass defense vs. Minnesota (9/30) in Week 4.
- Recorded his first interception of the season against the Philadelphia Eagles (10/14) in Week 6. Also finished the game with two solo tackles in the Lions' comeback win.
- Tied for third on the team in tackles with six (five solo), including one tackle for loss in the Lions' 13-7 loss at Chicago in Week 7 (10/22).
- Led the team in tackles with eight (six solo), including one tackle for loss, in the Lions' 28-24 win vs. Seattle in Week 8 (10/28). The Lions defense recorded seven tackles for loss against the Seahawks in the comeback victory.
- Finished fourth on the team in tackles with four solo tackles and had one pass defended in the Lions' 31-14 win over Jacksonville in Week 9 (11/4).
- Had three tackles (two solo) in Week 10 at Minnesota (11/11) before leaving the game with an ankle injury.
- Returned from an ankle injury and finished with four tackles (three solo) in Week 11 vs. Green Bay (11/18).
- Had his best game of the season on Thanksgiving Day vs. Houston in Week 12 (11/22), picking off his second pass of the season and finishing with five passes defended. His five passes defended set a new career high, breaking his previous mark of four set in 2009 against the New York Giants (11/22/09).
- Finished third on the team in tackles with six (five solo) in Week 13 vs. Indianapolis (12/2).
- Had one solo tackle in Week 15 at Arizona (12/16).
- Had two tackles (one solo) and two pass defenses in Week 17 vs. Chicago (12/30).
- Recorded five total tackles (four solo) in Week 16 vs. Atlanta (12/22).
- 2011:** Completed second season in Detroit as a starting cornerback, playing in 14 games (13 starts). Registered career-high 5 interceptions on the season (tied for eighth in NFL). Tied for the league lead with 2 interception return for touchdowns.
- Recorded his third interception on the season (a career single-season high), a 56-yard touchdown return, in the third quarter at Dallas (10/2). It was the second consecutive interception return for a touchdown of

the game. The return for a score was the second of his career, first since joining the Lions in 2010.

- Houston's interception return, along with LB Bobby Carpenter's on consecutive third quarter Dallas drives, gave the Lions two pick-six plays. The last time Detroit returned 2 interceptions for touchdowns in the same game was October 16, 2005 vs. Carolina. It was also the first time that the team has registered two defensive scores in a game since they returned a fumble and an interception for touchdowns vs. Denver (11/4/07).
- Jumped an out route, picked off a pass by Denver QB Tim Tebow, and returned it 100 yards for a touchdown at Denver (10/30). It was the longest return of his career. He became the fourth player in Lions history with a 100+-yard interception. It was the fourth longest return in team history. This marked his second interception return for a touchdown. He was the eighth player in team history to accomplish that feat and first since LB Reggie Brown in 1997.
- In the victory over San Diego (12/24), he picked off his 5th pass of the season and returned it 43 yards, giving him 225 interception return yards this season, fourth-most in team history. He surpassed 200 yards via interception returns for the 10th time in team history.

COLLEGE

A *Pro Football Weekly* All-America honorable mention and All-Southeastern Conference second team selection by the league's coaches and *Associated Press* in 2006 at Arkansas.

- Houston gained 129 yards on two interceptions against Mississippi State, which set a school game-record, topping the old mark of 99 yards by Orlando Waters vs. Louisiana State in 1993.
- Returned an interception 97 yards for a touchdown in the same game against MSU, which was the ninth-longest return in school history and the longest since Jermaine Petty returned an interception 88 yards vs. Auburn in 2001.
- Blocked a punt that he recovered for a touchdown in 2004.

PERSONAL

Attended Lyndon B. Johnson (Austin, Texas) High School, competing as a running back and cornerback.

- As a senior, Houston rushed for 426 yards and six touchdowns before being named a finalist for the Heisman Trophy.
- Member of the 2004-05 Lon Farrell Academic Honor Roll.

HOUSTON'S SINGLE-GAME BESTS

Tackles:	8 (twice) Last vs. Sea 12/30/07
Interceptions:	1 (11 times) Last vs. Hou 11/22/12
Interception Return Yards:	100 at Den 10/30/11
Interception Return Touchdowns:	1 (3 times) at Den 10/30/11
Pass Defenses:	5 vs. Hou 11/22/11
Fumbles Forced:	1 (twice) Last at Chi 9/12/10
Fumble Recoveries:	1 (twice) Last at Min 12/21/08
Fumble Return Yards:	4 at Min 12/21/08
Special Teams Tackles:	2 at Min 9/9/07

HOUSTON'S CAREER STATISTICS


Year	Tm	G	S	TT	ST	AT	Sk	Yds	Int	Yds	TD	PD	FF	FR	Yds	TD	STT
2007	Atl	16	11	55	54	1	0	0	0	0	0	9	1	1	0	0	2
2008	Atl	16	16	60	52	8	0	0	2	10	1	16	0	1	4	0	1
2009	Atl	12	10	47	39	8	0	0	1	4	0	9	0	0	0	0	0
2010	Det	15	14	54	44	10	0	0	1	0	0	12	1	0	0	0	2
2011	Det	14	13	54	44	10	0	0	5	225	2	14	0	0	0	0	0
2012	Det	14	14	55	44	11	0	0	2	2	0	9	2	0	0	0	0
Totals		87	78	325	277	48	0	0	11	241	3	69	4	2	4	0	7

POSTSEASON

Year	Tm	G	S	TT	ST	AT	Sk	Yds	Int	Yds	TD	PD	FF	FR	Yds	TD	STT
2009	Atl	1	1	3	2	1	0	0	0	0	0	0	0	0	0	0	0
2011	Det	1	1	2	2	0	0	0	0	0	0	0	0	0	0	0	0
Totals		2	2	5	4	1	0	0	0	0	0	0	0	0	0	0	0

2012 (Det)

Date	Opp	G	S	TT	ST	AT	Sk	Yds	Int	Yds	TD	PD	FF	FR	Yds	TD	STT
9/9	STL	0	0	0	0	0	0	0	0	0	0	0	0	0	0	0	0
9/16	at SF	0	0	0	0	0	0	0	0	0	0	0	0	0	0	0	0
9/23	at Ten	1	1	5	4	1	0	0	0	0	0	2	1	0	0	0	0
9/30	MIN	1	1	4	2	2	0	0	0	0	0	1	0	0	0	0	0
10/14	at Phi	1	1	2	2	0	0	0	1	0	0	1	0	0	0	0	0
10/22	at Chi	1	1	6	5	1	0	0	0	0	0	0	0	0	0	0	0
10/28	SEA	1	1	8	6	2	0	0	0	0	0	0	0	0	0	1	1
11/4	at Jax	1	1	4	4	0	0	0	0	0	0	1	0	0	0	0	0
11/11	at Min	1	1	3	2	1	0	0	0	0	0	0	0	0	0	0	0
11/18	GB	1	1	4	3	1	0	0	0	0	0	0	0	0	0	0	0
11/22	HOU	1	1	4	4	0	0	0	1	2	0	4	0	0	0	0	0
12/2	IND	1	1	6	5	1	0	0	0	0	0	0	0	0	0	0	0
12/9	at GB	1	1	1	1	0	0	0	0	0	0	0	0	0	0	0	0
12/16	at Ari	1	1	1	1	0	0	0	0	0	0	0	0	0	0	0	0
12/22	ATL	1	1	5	4	1	0	0	0	0	0	0	0	0	0	0	0
12/30	CHI	1	1	2	1	1	0	0	0	0	0	0	0	0	0	0	0
Totals		14	14	55	44	11	0	0	2	2	0	9	2	0	0	0	1



LAWRENCE JACKSON

Defensive End
USC
Ht: 6-4
Born: 8/30/85
Draft: '08, R1 (28)-Sea
5th Year
Wt: 271
Inglewood, Ca.
Acquired: '10-T, Sea

94

 Complete biographical information available on Detroitlions.com.

TRANSACTIONS

- Acquired by the Detroit Lions via trade August 18, 2010.
- Drafted in the first round (28th overall) by the Seattle Seahawks in the 2008 NFL Draft.

PRO

Jackson was acquired via trade during the 2010 preseason (August 19) after spending the previous two seasons with the Seattle Seahawks where he collected 6.5 sacks, 49 tackles, and two forced fumbles.

- Career totals: 69 games (25 starts), 143 tackles (102 solo), 19.5 sacks, 3 pass defenses, 5 forced fumbles, 2 fumble recoveries, 1 blocked kick and 1 special teams tackles.

2012: Played in 15 games on the season, contributing with 21 tackles (11 solo) and adding 2.5 sacks and a forced fumble. Strong presence as a backup defensive lineman, playing all over the defensive front. Had a drive-halting strip sack on Green Bay QB Aaron Rodgers on their opening drive (11/18), stopping a promising Packers drive and setting up the Lions to take a big early lead.

- Recorded one quarterback hit against Rams QB Sam Bradford in the Lions' 27-23 season home opener win against the St. Louis.
- Inactive at Tennessee (9/23).
- Recorded his first tackle of the season vs. Minnesota (9/30) in Week 4, finishing the day with two total tackles (one solo).
- Blocked his first-career field goal against the Bears on Monday Night Football in the Lions' 13-7 loss at Chicago in Week 7 (10/22). Also assisted on one tackle. It was the Lions first field goal block this year and first by the Lions since DT Ndamukong Suh blocked the field goal on the final play at Oakland December 18, 2011.
- Assisted on two tackles in the Lions' 28-24 win vs. Seattle in Week 8 (10/28). The Lions defensive line accounted for six of the team's seven tackles for loss against the Seahawks.
- Recorded his first sack of the season on Jaguars QB Blaine Gabbert for a loss of five yards in the Lions' 31-14 win over Jacksonville in Week 9 (11/4). The Lions defensive line limited the Jaguars to only 64 yards on the ground, Detroit's lowest total of the season.
- Had three tackles (one solo) in Week 10 at Minnesota (11/11).
- Had two solo tackles, both of which were tackles for loss, in Week 12 vs. Houston on Thanksgiving Day (11/22).
- Forced his fifth career fumble on a nine-yard sack, making it the third straight game where the Lions' defensive line forced a fumble, and finished with three total tackles (two solo) in Week 14 at Green Bay (12/9).
- Recorded a 0.5 sack for four yards and assisted on two tackles, one of which was a tackle for loss, in Week 16 vs. Atlanta (12/22).
- Had four solo tackles, including one tackle for loss, in the 2012 season finale vs. Chicago in Week 17 (12/30).

2011: Served as a back-up defensive end, part of stout defensive line rotation. Played in 11 games (1 start) and had 25 tackles (18 solo), 4.5 sacks and 1 forced fumble on the year.

- Recorded first sack of season in the Lions' 24-13 win over Chicago (10/10) and contributed 4 tackles.
- Posted 4 tackles and 0.5 sack (split with DT Corey Williams) for loss of 2.5 yards vs. Atlanta (10/23).

COLLEGE

Played defensive end for the USC Trojans and was part of the USC 2004 National Championship team.

- Four-year letterman who played in 52 career games for the Trojan defense.
- Started 13 games at defensive end for USC in 2007, earning a Senior Bowl selection and 2nd team AP All-American accolades.
- Finished his career with 181 tackles, 30.5 sacks, 52 tackles for loss (247 yards), 2 interceptions, 4 fumble recoveries, and 3 blocked kicks.

PERSONAL

Played at Inglewood (Calif.) High School where he finished his career with 57 sacks.

- Brother, Keith, was an offensive tackle at the University of Arizona.
- Sociology major at the University of Southern California.

JACKSON'S SINGLE-GAME BESTS

Tackles:8 at Buf 11/14/10
 Sacks:2 vs. SF 9/14/08
 Fumbles Recovered:1 (twice) Last at Den 10/30/11
 Forced Fumbles:1 (five times) Last at GB 12/9/12

JACKSON'S CAREER STATISTICS


Year	Tm	G	S	TT	ST	AT	Sk	Yds	Int	Yds	TD	PD	FF	FR	Yds	TD	STT
2008	Sea	16	14	29	21	8	2	7	0	0	0	0	0	0	0	0	0
2009	Sea	16	10	32	28	4	4.5	37.5	0	0	0	2	2	0	0	0	0
2010	Det	11	0	36	24	12	6.0	41.5	0	0	0	1	2	1	0	0	1
2011	Det	11	1	25	18	8	4.5	19.5	0	0	0	0	0	1	0	0	0
2012	Det	15	0	21	11	10	2.5	19	0	0	0	0	0	1	0	0	0
Totals		69	25	143	102	42	19.5	124.5	0	0	3	5	2	0	0	0	1

POSTSEASON

Year	Tm	G	S	TT	ST	AT	Sk	SkY	Int	Yds	TD	PD	FF	FR	Yds	TD	STT
2011	Det	1	0	2	0	2	0	0	0	0	0	0	0	0	0	0	0
Total		1	0	2	0	2	0	0	0	0	0	0	0	0	0	0	0

2012 (Det)

Date	Opp	G	S	TT	ST	AT	Sk	SkY	Int	Yds	TD	PD	FF	FR	Yds	TD	STT
9/9	STL	1	0	0	0	0	0	0	0	0	0	0	0	0	0	0	0
9/16	at SF	1	0	0	0	0	0	0	0	0	0	0	0	0	0	0	0
9/23	at Ten	0	0	0	0	0	0	0	0	0	0	0	0	0	0	0	0
9/30	MIN	1	0	2	1	1	0	0	0	0	0	0	0	0	0	0	0
10/14	at Phi	1	0	0	0	0	0	0	0	0	0	0	0	0	0	0	0
10/22	at Chi	1	0	1	0	1	0	0	0	0	0	0	0	0	0	0	0
10/28	SEA	1	0	2	0	2	0	0	0	0	0	0	0	0	0	0	0
11/4	at Jax	1	0	2	2	0	1	5	0	0	0	0	0	0	0	0	0
11/11	at Min	1	0	3	1	2	0	0	0	0	0	0	0	0	0	0	0
11/18	GB	1	0	0	0	0	0	0	0	0	0	0	0	0	0	0	0
11/22	HOU	1	0	2	2	0	0	0	0	0	0	0	0	0	0	0	0
12/9	IND	1	0	0	0	0	0	0	0	0	0	0	0	0	0	0	0
12/16	at GB	1	0	3	1	2	1	9	0	0	0	0	1	0	0	0	0
12/22	ATL	1	0	2	0	2	0.5	5	0	0	0	0	0	0	0	0	0
12/30	CHI	1	0	4	0	4	0	0	0	0	0	0	0	0	0	0	0
Totals		15	0	21	11	10	2.5	19	0	0	0	0	1	0	0	0	0



CALVIN JOHNSON

Wide Receiver
Georgia Tech
Ht: 6-5
Born: 9/29/85
Draft: '07, R1 (2)-Det
5th Year
Wt: 236
Tyrone, Ga.

81

Complete biographical information available on Detroitlions.com.

MANE FACTS

- **Pro Bowl:** 2011, 2012, 2013
- Voted by his teammates for the Bobby Layne Offensive MVP Award in 2012.
- 2012 AP All-Pro
- 2012 PF/WPFWA America All-NFL Team
- 2011 AP All-Pro Second Team
- Named NFC Offensive Player of the Month for November in 2012.
- By a vote of fans across the country via a contest promoted by ESPN's SportsNation, Johnson was voted to appear on cover EA Sports Madden NFL 13 video game.
- Calvin Johnson, Jr. Foundation was established in 2009 that focuses on the self-development and empowerment of aspiring youth. The Calvin Johnson Jr. Foundation, Inc.'s vision is to see youth emerge out of seemingly difficult situations and change into productive members of society. The foundation's motto is "Catching Dreams," and it provides scholarships to Metro Detroit and Metro Atlanta football athletes, gives toys to children during the Christmas holidays in Detroit and Atlanta, collaborates with The Department of Corrections Metro Atlanta Transitional Women's Center in providing toys to inmate children, conducts a free Wide Receiver Camp for rising 9th-12th grade Metro Atlanta football athletes on football and life skills along with other miscellaneous donations and support.
- Growing up in Atlanta, Johnson was a big Deion Sanders fan. But on Sundays, he was a Denver Broncos fan, mostly because he loved to watch Terrell Davis.
- When Johnson first started playing football, he was a defensive back and running back. He started playing receiver when he got to high school.
- Johnson enjoys drawing and wants to finish his degree in management and eventually buy a business franchise.

TRANSACTIONS

- Re-signed by the Lions to a new eight-year contract (through 2019).
- Drafted by the Detroit Lions in the first round (2nd overall) of the 2007 NFL Draft.

PRO

- One of the league's elite receivers who possesses a unique blend of size, strength and speed. With career tallies of 488 receptions for 7,836 yards and 54 touchdowns, he is quickly rising to the top of the team's all-time receiving charts
- Johnson produced one of the most historic seasons among receivers in NFL history. With five receptions for 72 yards in the 2012 season finale vs. Chicago (12/30), Johnson finished the season with 122 receptions for an NFL record 1,964 yards and five touchdowns.
- By establishing an NFL single-season record (1,964), he broke the mark set by WR Jerry Rice (1,848 in 1995) by 116 yards.
- His 122.8 yards per game average was the third-most in NFL history (minimum 12 games) and the most since WR Charley Hennigan recorded a 124.7 yard per game average (14 games) in 1961.
- Johnson's 122 receptions made him the second player in team history and sixth player in NFL history (eight times) to register 120 receptions in a season.
- His 122 receptions are the second-most in Lions history (WR Herman Moore 123 in 1995) and tied for fourth-highest single-season tally in NFL history.
- Johnson fell short of 100 yards vs. Chicago, but ended the season tied with WR Michael Irvin (1995) for the most 100-yard receiving games (11) during a season in NFL history.
- He ended 2012 averaging 16.02 yards per reception. He and WR Rod Smith are the only players in NFL history to register 100 receptions and a yard per reception average over 16. Smith averaged 16.020 (100-1602), which was slightly higher than Johnson (16.016; 122-1,964).
- Johnson is the first player in NFL history with 1,900 receiving yards in a season, the second player to register over 1,800 receiving yards and the fifth player to record over 1,700 yards in NFL history. Rice (1,848 in 1995) and Johnson are the only players to record 1,800 receiving yards in a season, and Johnson joins Rice, WR Isaac Bruce (1,781 in 1995), Hennigan (1,746 in 1961) and WR Marvin Harrison (1,722 in 2002) in the group of receivers to record 1,700 yards in a season.
- By gaining over 100 yards in Week 16 vs. Atlanta, Johnson set an NFL record with his eighth-straight 100-yard receiving game. He broke the previous record (7) by WR Charley Hennigan (1961) and WR Michael Irvin (1995).
- With 225 yards vs. Atlanta, Johnson registered his fourth career 200-yard game and became the fifth player in NFL history with four career 200-yard games (WR Lance Alworth, 5; E Don Hutson, WR Charley Hennigan and WR Jerry Rice).

- His four 200-yard games are tied for the second-most in NFL history.
- Johnson's 225 yards against the Falcons are the fourth-highest single-game total in Lions history and the second-highest of Johnson's career.
- Johnson registered two 200-yard games in 2011 and in 2012, becoming the first player in NFL history to record two 200-yard games in two different seasons.
- Johnson's 11 receptions against Atlanta (12/22) was his fourth-straight game with 10+ receptions and he became the first player in NFL history to register 10+ receptions in four-straight games.
- Ranks second in Lions history in receiving yards (7,836), second in receiving touchdowns (54) and fourth in receptions (488).
- 2011 post-season accolades: AP All-Pro; NFC starter for 2012 Pro Bowl (second consecutive year). Finished 4th in fan voting among all players and was first among non-quarterbacks.
- 2010 post-season accolades include: NFC starter for 2011 Pro Bowl. Johnson was first Lions wide receiver to be named to the Pro Bowl since WR Roy Williams in 2007 and he was the seventh Lions Pro Bowl receiver in team history. Became the first Lions offensive player to be elected to the original Pro Bowl squad (non-alternate) since TE David Sloan in 2000 and first receiver since WR Herman Moore in 1998.
- Second Team AP All-Pro in 2010.
- Already the only player in team history who has recorded seven 100-yard receiving games in two different seasons, Johnson is now the first player in team history to record eight 100-yard games in two different seasons.
- Johnson's 171 yards in Week 13 vs. Indianapolis (12/2) increased his season total through 12 games to 1,428 receiving yards. He reached the 1,300-yard and 1,400-yard marks for the second consecutive season.
- He now has three career 1,300+ yard seasons. Johnson is the only player in team history with at least two seasons garnering 1,300 receiving yards and now has three (1,331 in 2008, 1,681 in 2011, 1,428 in 2012).
- With 140 yards on Thanksgiving Day vs. Houston (11/22), Johnson registered four-straight 100-yard games, and collected three-straight 140+ yard games (207 at Min 11/11, 143 vs. GB 11/8 and 140 vs. Hou 11/11). Johnson is the first player in team history to register three-straight games of 140+ receiving yards.
- With a 20-yard reception during the Lions' opening drive of the game vs. Houston, Johnson surpassed 7,000 career receiving yards in 87 games. He is the second player in team history, along with WR Herman Moore, to reach 7,000 receiving yards. Moore holds the franchise record with 9,174 receiving yards. His 140 yards increased his career totals to 7,129 yards.
- He reached 7,000 career yards the fastest in team history at 87 games. Moore surpassed 7,000 career yards in 89 games.
- Johnson became the fifth receiver in NFL history to register 7,000 career yards in 87 or fewer games. He joined four other players to accomplish this feat, including: WR Lance Alworth (72), WR Torry Holt (82), WR Randy Moss (83) and WR Jerry Rice (83).
- By reaching 1,200 yards this season, Johnson joined WR Herman Moore as the only players in Lions history to reach 1,200 receiving yards in a season three times. Moore registered 1,200 receiving yards in three-straight seasons from 1995-97. Johnson also registered 1,200 receiving yards in 2008 and 2011.
- On Johnson's 53-yard reception in the first quarter vs. Green Bay (11/18), he surpassed 1,000 receiving yards for the season. He reached 1,000 receiving yards for the fourth time in his career and for the third season in a row (2010-2012). Johnson also registered 1,000 receiving yards in 2008 (1,331), 2010 (1,120) and 2011 (1,681).
- By reaching 1,000 yards this season, Johnson joined WR Herman Moore and WR Johnnie Morton as the only players in Lions history to reach 1,000 receiving yards in four seasons. Moore (1994-97) and Morton (1997-99, 2001) each did it



- four times during their careers with the Lions.
- Johnson also joined Moore (1994-97) and Morton (1997-99) as the only players in Lions history to register 1,000 receiving yards in three-straight seasons.
- Johnson's 12 receptions at Minnesota in Week 10 marked the first time a Lions player grabbed 12 passes in a game since WR Herman Moore set the franchise's all-time single-game record with 14 vs. Chicago December 4, 1995. He became the fifth player in team history, seventh time overall, to record 12 receptions in a game.
- With seven receptions for 129 yards against Jacksonville (11/4/12), Johnson recorded his 25th career 100-yard receiving game and joined WR Herman Moore (34) as the only players in team history to register 25 career 100-yard receiving games.
- With 54 yards receiving in Week 4 vs. Minnesota, Johnson increased his tally of receiving yards on the season to 423 yards. It is only the third time in team history that a Lions receiver has gained 400 yards in the month of September and the first to do so while playing just four games. WR Herman Moore did it twice in his career (507 in 1997 and 480 in 1996) with both times occurring in 5 games played during the month.
- Caught a 3-yard touchdown pass with 18 second left at Tennessee (9/23/12). It was his 50th touchdown reception of his six-year career. He became the second player in Lions history (WR Herman Moore, 62) to record 50 career touchdown passes.
- Johnson reached that mark in his 79th career game and became the fastest player in Lions history to record 50 career touchdowns. Moore caught his 50th touchdown pass in his 99th career game.
- Sixth player in NFL history with 45 TD catches and 5,500 receiving yards through first five seasons (Jerry Rice, Randy Moss, Lance Alworth, Marvin Harrison and Larry Fitzgerald).
- 85.2 yards per game average (7,826 yards, 92 games) is the highest in NFL history among players with 80 career games.
- Fastest player in Lions history to reach 400 career receptions (81 games).
- Most receptions (366), yards (5,872) and touchdowns (49) by a Lions receiver in their first five seasons with the club.
- Recorded most receptions (270), yards (4,191) and touchdowns (33) than any other receiver in Lions' history through their first four seasons. Career rushing totals include 19 attempts for 167 yards (11.0 avg) and 1 TD.
- Since the 2008 season, Johnson is first in the NFL with 50 receiving touchdowns, first in receiving yards (7,836) and first in the NFL with 70 receptions of 25+ yards.
- Since entering the NFL in 2007, Johnson is first with 54 touchdown receptions. Also has recorded 76 receptions of 25+ yards, the most in the NFL since he entered the League, and has the most receiving yards (7,836).
- Only one of three receivers in Lions history with 70+ receptions in three different seasons joining WR Herman Moore (5) and WR Johnnie Morton (3).
- First player in team history with 70+ receptions in three of his first five seasons with the club.
- Only player in team history with 1,000 receiving yards and 12 touchdowns in 2 separate seasons (2008 and 2010), and now he has done it three times, adding his totals in 2011.
- Only player in team history with 10 touchdown receptions in three different seasons - 2008 (12), 2010 (12) and 2011 (14). Second player in team history to record 10 touchdown receptions in back-to-back seasons.
- Fastest player in team history to reach 5,000 career receiving yards (69 games) and 300 receptions (66 games).
- Johnson is the only player in Lions history with two receptions of 85+ yards.
- With three career receptions of 75+ yards, he is tied with WR Herman Moore and E. Cloyce Box for the second-most receptions of 75+ yards in franchise history behind WR Leonard Thompson (4).
- With five career receptions of 70+ yards, Johnson tied WR Leonard Thompson for the most 70+ yard receptions in team history.
- In 2008, he led Detroit with 78 receptions for 1,331 yards (17.1 avg) and 12 touchdowns. Johnson finished the 2008 season with some of the top offensive statistics in the NFL: tied for first in touchdown receptions (12), fifth in receiving yards (1,331), second in yards per catch among receivers with 60 receptions (17.1), tied for second in 20+ yard receptions (21), tied for second in 40+ yard receptions (seven) and tied for first in 25+ yard touchdown catches (six).
- He was also named an alternate to the 2009 NFC Pro Bowl squad.
- **2012:** For the 2012 season, Johnson led the League in receiving yards with 1,964 yards on 122 receptions and earned his third-straight nod to the Pro Bowl. Johnson's 122 receptions and record-setting 1,964 yards both paced the NFL to go along with his five touchdown grabs. Set all-time single-season receiving yards mark in Week 16 with an 11-catch, 225-yard performance against Atlanta (12/22). His string of eight consecutive games with over 100 receiving yards set a new NFL record, while his 11 games over 100 yards on the season tied the all-time mark. Was able to shatter franchise and League records despite battling numerous injuries and facing triple teams and vice coverage with several of the other Lions receivers out with injuries.
- Led Lions with 111 receiving yards on six receptions (18.5 avg) in the team's 27-23 season opener win over St. Louis (9/9). It was Johnson's 22nd-career 100-yard receiving game and fourth-straight dating back to the end of 2011.
- His 111 receiving yards also were the most Johnson has recorded on opening day in his career.
- Among his team-tying high six receptions against St. Louis was a 51-yard reception in the second quarter.
- Led all Lions receivers with eight receptions for 94 yards in Detroit's 27-19 loss at San Francisco (9/16) in Week 2. His 24-yard reception in the second quarter moved his receiving totals over 6,000 for his career.
- By reaching 6,000 receiving yards in his 78th career game, he became the eighth player in NFL history to reach 6,000 yards in 80 games or less.
- He also became the third receiver in Lions history to reach 6,000 career yards. He joined WR Herman Moore and WR Johnnie Morton as the only Lions players to reach that mark. He accomplished this in the least amount of games. Moore tallied 6,000 receiving yards in his 86th career game and Morton did so in his 119th career game.
- Registered 10 receptions for 164 yards at Tennessee (9/23). It was the fourth time in his career that he caught 10 passes in a game, and he passed WR Brett Periman (3) for the second-most 10+ receptions games in team history. He is now behind WR Herman Moore (9) for the all-time team record.
- His 164 yards was the 23rd 100-yard game of his career, and it was Johnson's fifth career game of 150+ receiving yards.
- With 54 yards receiving in Week 4 vs. Minnesota, Johnson increased his tally of receiving yards on the season to 423 yards. It is only the third time in team history that a Lions receiver has gained 400 yards in the month of September and the first to do so while playing just four games. WR Herman Moore did it twice in his career (507 in 1997 and 480 in 1996) with both times occurring in 5 games played during the month.
- Completed the day with six catches for 135 yards in the Lions' 26-23 win at Philadelphia in Week 6 (10/14). It was Johnson's 24th career 100-yard game and the third this season.
- On his fifth catch of the day against Philadelphia, he became the fourth player in Lions history to record 400 career receptions. He is the fastest player in team history to record 400 career receptions, accomplishing the feat in 81 games (WR Herman Moore, 85 games; WR Brett Periman, 90 games and WR Johnnie Morton, 112 games).
- Johnson caught passes of 28, 37, 20, 17, 16 and 17 yards to average 22.5 yards per catch against the Eagles. His final five catches occurred in the fourth quarter or overtime, and all six receptions occurred on scoring drives.
- His final reception for 17 yards against the Eagles occurred in overtime to move the ball to the Eagles 27-yard line when the team faced 1st-and-20. The catch help set up the game-winning field goal.
- Finished with three catches for 46 yards in the Lions' 28-25 comeback win vs. Seattle in Week 8 (10/28). Moved past WR Johnnie Morton (6,499) for second on the team's all-time receiving yards list.
- Finished with three catches for 34 yards in Week 7 at Chicago (10/22). Recorded his 25th career 100-yard game against Jacksonville in Week 9 (11/4) as he finished the game with seven receptions for 129 yards. Johnson joins WR Herman Moore (34) as the only players in team history to register 25 career 100-yard receiving games.
- Set a new single-game career high with 12 receptions at Minnesota in Week 10 (11/11), breaking his previous record of 11 set in the 2011 season finale at Green Bay, and finished the game with 206 receiving yards and one touchdown.
- Became the fifth player in team history, seventh time overall, the record 12 receptions in a single game.
- Surpassed the 1,000-yard mark for the season with a five-catch, 143 yard day vs. Green Bay in Week 11 (11/18). By reaching 1,000 yards this season, Johnson joins WR Herman Moore and WR Johnnie Morton as the only players in Lions history to reach 1,000 receiving yards in four seasons.
- With a 20-yard reception during the Lions' opening drive of the game vs. Houston, Johnson surpassed 7,000 career receiving yards in 87 games. He is the second player in team history, along with WR Herman Moore, to reach 7,000 receiving yards. Moore holds the franchise record with 9,174 receiving yards. His 140 yards increased his career totals to 7,129 yards.
- Caught 13 passes for 171 yards and 1 touchdown vs. Indianapolis in Week 13 (12/2), giving him five-straight games with 125+ receiving yards which ties an NFL record set by Lions WR Pat Studstill in 1966. (Courtesy of Elias Sports Bureau).
- According to the Elias Sports Bureau, Johnson's streak of four games with 140+ yards ties the longest streak in NFL history by Lions E. Cloyce Box spanning the 1952-53 seasons. He is the only player with four-straight games with 140+ yards in the same season.
- Johnson's 13 catches set a new career high and are the second-most receptions in a game in Lions history. He was one shy of the team record of 14 set by WR Herman Moore vs. Chicago December 4, 1995.
- He also set a career high with eight receptions in the first half against the Colts. His previous best was six accomplished twice (at Chicago 11/2/08 and at Jacksonville 11/4/12).
- Caught 10 passes for 118 yards in Week 14 at Green Bay (12/9), his sixth-straight 100-yard receiving game this season. His six-consecutive 100-yard games is now tied for the third-longest streak in NFL history and trails the NFL record by just one game (7) set by Houston WR Charlie Hennigan (1961) and Dallas WR Michael Irvin (1995).
- His 118 yards was his 30th career 100-yard receiving game and he joined WR Herman Moore (34) as the only players in NFL history with 30 career 100-yard receiving games.
- His performance against Green Bay allowed him to become the first receiver in Lions history to record 1,500 receiving yards in two seasons and the seventh player in NFL history to accomplish this feat. He joined Jerry Rice (four times), Marvin Harrison (three times), Charlie Hennigan, Torry Holt, Michael Irvin and Andre Johnson as players to register 1,500 receiving yards at least twice.
- Caught 10 passes, his fifth 10-reception performance of the season,



for 121 yards in Week 15 at Arizona (12/16). With 121 yards against the Cardinals, Johnson registered his seventh-straight 100-yard receiving game, tying the NFL all-time record for most-consecutive 100-yard games.

- In Week 16 vs. Atlanta (12/22) Johnson established a new NFL single-season record for receiving yards, now with 1,892 yards, by breaking Hall of Fame WR Jerry Rice's 17-year-old mark of 1,848 yards in 1995. The new record occurred on his 10th reception of the game that went for 26 yards with 3:05 left in the fourth quarter. Johnson finished with 11 catches for 225 yards against the Falcons.
- Capped off his historic season with 72 yards on five catches, his longest going for 24 yards, in Week 17 vs. Chicago (12/30). Johnson finished just 36 yards shy of becoming the first player in NFL history to reach 2,000 receiving yards.

2011: Fifth-year receiver had one of the most prolific seasons in Lions history. Recorded 96 catches for 1,681 yards and 16 touchdowns on the season — all career highs.

- Led the NFL with 1,681 receiving yards. His 224 yards at Green Bay (1/1) were a single-game high in the NFL this season and his 217 yards at Oakland (12/18) were the third-highest.
- His 1,681 yards are the second-most in team history and just 5 yards shy of the club record (WR Herman Moore, 1,686 in 1995). That tally is also the seventh-highest single-season tally in NFL history and most since Rams WR Torry Holt had 1,696 in 2003.
- Now holds the third (244 at GB 1/1/12) and fourth (214 at Oakland 12/18/11) highest single game receiving yard efforts in team history.
- Only fourth player in NFL history to register 1,600 receiving yards and catch less than 100 passes in a season (Houston WR Charley Hennigan in 1961, San Diego WR Lance Alworth in 1965 and St. Louis WR Torry Holt in 2000). Second only to Hennigan (1,736) for the most yards in NFL history by a receiver with less than 100 catches.
- 16 receiving touchdowns set a new team single-season record. He broke the club record set by WR Cloyce Box (15) in 1952. Johnson's 16 touchdowns were the second-most in the NFL and the most among wide receivers.
- Only Johnson and Minnesota WR Randy Moss (2003) have ever registered 1,600+ receiving yards and 16+ receiving touchdowns in a season. In his first career postseason game at New Orleans (1/7), he established Lions postseason records in receptions (12) and yards (211). He also tied for the most receiving touchdowns in a playoff game (2) for Detroit. He set an NFL record for receiving yards (211) by a player in a post-season debut and Johnson was the first to surpass 200 yards in his first career playoff game.
- Johnson was the third player to register 200 receiving yards and two touchdowns in a playoff game since the 1970 NFL-AFL merger.
- 12 receptions at New Orleans tied for sixth all-time in NFL postseason history, and tied for first in NFC Wild Card games.
- 211 receiving yards are sixth all-time in NFL postseason history, and the most in an NFC Wild Card game.
- Finished fourth in the NFL with 96 receptions.
- Third player in NFL history with 95 receptions, 1,600 receiving yards and 15 touchdowns. Sixth player in NFL history (ninth overall) to record 85 receptions, 1,400 yards and 15 touchdowns in a season.
- Third player in team history with 16 total touchdowns in a season and with 15 total touchdowns on the season — also accomplished by RB Barry Sanders (16 in 1990, 17 in 1991), Billy Sims (16 in 1980 and 1981) and E Cloyce Box (15 in 1952).

➤ He is the third player in team history to record 1,400 receiving yards. He joins WR Herman Moore (1,686 in 1995) and WR Brett Perriman (1,488 in 1995) as the only players in franchise history to reach this mark in a season.

➤ Became first player in NFL history with 2+ TD catches in team's first four games of the season.

➤ Also nominated for ESPY NFL Player of the Year.

➤ Recorded 7 receptions for 108 yards and 2 touchdowns in the Lions' historic 26-23 overtime win at Minnesota (9/25) giving him 6 on the season. His 6 touchdowns were the most receiving scores by a Lions' receiver in the first month of the season. The previous best was 5 touchdowns grabs by WR Leonard Thompson in September 1984. It was his third-straight game he caught 2 touchdowns on the year, making him the first player in NFL history to start the season off by catching at least 2 touchdowns in each of the team's first three games. He joins RB Mel Farr (1970) and E Cloyce Box (1952) to score 2 receiving touchdowns in three straight games.

➤ Recorded 2 fourth quarter touchdowns in the Lions' 24-point comeback at Dallas (10/2). Finished with a team leading 8 receptions for 96 yards and 2 touchdowns. His 2 scores gave him a streak of four-straight games with 2+ receiving touchdowns. He joined Vikings WR Cris Carter (1995) as the only receivers in NFL history to record 2 touchdown catches in four-straight games, and was the first player to accomplish this feat in the season's first four games. With Johnson's 40th career touchdowns catch he became the second player in Lions history to record 40 career receiving touchdowns (WR Herman Moore 62, 1991-2001).

➤ The last time a Lions player scored touchdowns in four consecutive games was WR Roy Williams who registered a five-game stretch to end the 2006 season and begin the 2007 season and was the first Lions player to register touchdowns in four-straight games in the same season since Moore had a four-game stretch in 1998.

➤ With his 10th touchdown reception vs. Atlanta (10/23), Johnson became the first player in Lions' history with 10 touchdown catches in three different seasons. He also caught 12 touchdowns in 2008 and 2010. He joined WR Herman Moore as the only players in team history with 10 touchdown catches in back-to-back seasons. Moore had 11

touchdowns in 1994 and 14 in 1995. Johnson became the sixth player in NFL history with 10 touchdown receptions though the first 7 games of a season and first since WR Randy Moss had 10 through 7 games for New England in 2007.

- By surpassing the 100-yard mark in receiving yards, Johnson had four straight 100-yard games, and was the first Lions player to accomplish this feat since WR Herman Moore in 1997. By reaching 100 receiving yards in the game, Johnson tied WR Johnnie Morton for the second-most 100-yard receiving games in team history with 18.
- He also passed Moore (4,895; 1991-95) for the most receiving yards in a player's first five seasons with the team. Johnson reached 4,995 career receiving yards.
- He became the 10th player in NFL history to record 12 touchdown receptions in three different seasons.
- With 29 receiving yards vs. Minnesota (12/11), Johnson (1,121 yards) surpassed 1,100 yards on the season. He reached that mark for the third time in his career and for the first time in back-to-back seasons. Johnson and Moore are the only receivers in team history to reach 1,100 yards three times during their career with the Lions, and Johnson became the first to do so three times in his first five seasons.

COLLEGE

Johnson was a two-time All-American who claimed the 2006 Biletnikoff Award (nation's top receiver) and 2006 ACC Conference Player of the Year. He was named first team All-ACC three-straight years (2004-06), and was the first player in Georgia Tech history to earn that honor. In 38 games, he set school records with 2,927 yards receiving and 28 touchdown receptions and ranked second in Georgia Tech history with 178 career receptions.

- Named ACC Player of the Year. Just the second junior (FSU's Charlie Ward, 1992) in the last 25 years to win the ACC Player of the Year award.
- As a senior, tied for second in the nation with a 15 touchdown catches, a Georgia Tech record.
- Career-best 168 yards receiving on nine receptions in win at N.C. State, including two touchdowns. Caught touchdown passes of 25 and 43 yards in the first quarter, then set up the clinching touchdown pass with a 33-yard reception down to the 7-yard line late in the game.
- In 2005, First-team All-America by the American Football Coaches' Association (AFCA). Also earned second-team all-America honors from Associated Press and Walter Camp, as well as first-team accolades from Rivals.com.
- Unanimous first-team all-Atlantic Coast Conference selection, earning all-ACC honors for the second straight year.
- Semifinalist for the Biletnikoff Award as a sophomore.
- Named first-team all-ACC and First-team Freshman All-America by The Sporting News and Rivals.com.

PERSONAL

Rated among the nation's top 10 wide receivers and top 100 players by most recruiting analysts while at Sandy Creek (Tyronne, Ga.) High School.

- First-team all-state selection (Class AA) by the Atlanta Journal-Constitution, and was Tabbed to the AJC's preseason Super 11.
- Caught 40 passes for 736 yards and eight touchdowns as a senior. Added 34 receptions for 646 yards and 10 scores as a junior for two-year totals of 80 catches, 1,479 yards and 18 TDs.
- Majored in Building Construction at Georgia Tech.

JOHNSON'S SINGLE-GAME BESTS

Receptions:	13 vs. Ind 12/2/12
Receiving Yards:	244 at GB 11/12
Long Reception:	96 at Hou 10/19/08
Receiving Touchdowns:	3 vs. Was 10/31/10
Rushing Attempts:	2 at SF 12/27/09
Rushing Yards:	32 (twice) Last at SF 12/27/09
Long Rush:	32 at Was 10/21/07
Rushing Touchdowns:	1 vs. TB 10/21/07

JOHNSON'S CAREER STATISTICS

Year	Team	G	S	RECEIVING					RUSHING				
				Rec	Yds	Avg	Lg	TD	Att	Yds	Avg	Lg	TD
2007	Det	15	10	48	756	15.8	49	4	4	52	13.0	32	1
2008	Det	16	78	1331	1711	98.4	12	3	3	0	0.0	0	0
2009	Det	14	47	894	1427	75	17	7	7	73	10.4	19	0
2010	Det	15	17	117	1120	14.5	87	12	4	32	8.0	15	0
2011	Det	16	96	166	1681	17.5	73	16	1	11	11.0	11	0
2012	Det	16	16	122	1664	16.1	91	5	0	0	0.0	0	0
Totals		92	87	488	7836	16.1	98	19	167	8.8	32	1	0

Year	Team	G	S	RECEIVING					RUSHING				
				Rec	Yds	Avg	Lg	TD	Att	Yds	Avg	Lg	TD
2011	Det	1	1	12	211	17.6	42	2	0	0	0.0	-	0
Total		1	1	12	211	17.6	42	2	0	0	0.0	-	0

Date	Opp	G	S	RECEIVING					RUSHING				
				Rec	Yds	Avg	Lg	TD	Att	Yds	Avg	Lg	TD
9/9	STL	1	1	6	111	18.5	51	0	0	0	0.0	-	0
9/16	at SF	1	1	8	94	11.8	26	0	0	0	0.0	-	0
9/23	at Ten	1	10	164	164	16.4	28	1	0	0	0.0	-	0
9/30	MIN	1	5	54	108	19.8	0	0	0	0	0.0	-	0
10/14	at Phi	1	1	6	135	22.5	37	0	0	0	0.0	-	0
10/22	at Ind	1	3	34	113	16	0	0	0	0	0.0	-	0
10/28	SEA	1	7	46	153	25	0	0	0	0	0.0	-	0
11/4	at Jax	1	7	129	184	38	0	0	0	0	0.0	-	0
11/11	at Min	1	12	207	1725	50	1	0	0	0	0.0	-	0
11/18	GB	1	5	143	286	53	1	0	0	0	0.0	-	0
11/22	HOU	1	8	140	175	35	1	0	0	0	0.0	-	0
12/2	IND	1	13	171	132	46	1	0	0	0	0.0	-	0
12/9	at GB	1	10	118	118	20	0	0	0	0	0.0	-	0
12/16	at Ari	1	10	121	121	30	0	0	0	0	0.0	-	0
12/22	ATL	1	11	225	205	49	0	0	0	0	0.0	-	0
12/30	CHI	1	1	72	144	24	0	0	0	0	0.0	-	0
Totals		16	16	122	1664	16.1	91	5	0	0	0.0	-	0



TYRELL JOHNSON

Safety

Arkansas State

Ht: 6-0

Born: 5/19/85

Draft: '08, R2 (43)-Min

5th Year

Wt: 207

Rison, AR

Acquired: FA-'12

24

Complete biographical information available on Detroitlions.com.

TRANSACTIONS

- Signed by the Detroit Lions as an unrestricted free agent on December 4, 2012.
- Released by the Miami Dolphins on August 25, 2012
- Signed as an unrestricted free agent by the Miami Dolphins on April 5, 2012
- Released by the Minnesota Vikings on March 13, 2012
- Drafted by the Minnesota Vikings in the second round (43rd overall) in the 2008 NFL Draft.

PRO

5th-year veteran safety who has started 24 of his 38 career games, including two starts in three playoff games.

- Started career-high 15 games during regular season and both playoff games in 2009.
- Was the only Vikings rookie to start a game in 2008, opening the first seven contests of the season opposite Darren Sharper in the defensive backfield in place of injured S Madiue Williams.
- The Vikings first draft pick in 2008 after trading the first-round pick (#17) as part of the Jared Allen deal With Kansas City. Was the second safety taken during the 2008 NFL Draft.
- Career totals include 109 tackles (88 solo), two interceptions, 10 pass defenses, two tackles for loss and 14 special teams tackles.

2012: Played in four games with the Lions in 2012, finishing with two tackles (one solo).

- Had two tackles (one solo) in Week 17 vs. Chicago (12/30).

2011: Played in 11 games (three starts), recording 25 tackles (19 solo) and two special teams tackles.

2010: Saw time in seven games (two starts)

- Started at Green Bay (10/24) and vs. Buffalo (12/5).
- Finished with three tackles (one solo) before being placed on injured reserve for final week of regular season.

2009: Started all 15 games he played during the regular season, including two playoff games. Stepped into full-time starters job opposite veteran Madieu

Williams after serving as a part-time starter as a rookie in 2008. Helped the Vikings rank sixth in the NFL in total defense for the second straight season.

- Picked off QB Kyle Boller in the end zone at St. Louis (10/11).
- Had a season-high eight tackles at Chicago (12/28) on Monday Night Football.
- Missed game vs. Cincinnati (12/13) with a concussion, his first career game he was sidelined for.

2008: Played in all 16 games as a rookie, earning starts in the opening seven games.

- ✓ Tallied five tackles (four solo) in his first career playoff game vs. Philadelphia (1/4/09) in NFC Wild Card game.
- ✓ Recorded both of his takeaways on Monday Night Football at New Orleans (10/6), picking of QB Drew Brees and recovering a RB Reggie Bush fumble for seven yards.
- ✓ Led all Vikings DBs with a season-high eight tackles vs. Carolina (9/21) in just his third career game.
- ✓ Chipped in with 6 special teams tackles on the year.
- ✓ Started and played in his first career Monday Night Football game in the season opener at Green Bay (9/9) and recorded two tackles.

COLLEGE

Named Sun Belt Conference Defensive Player of the Year in 2007 and earned All-SBC 1st-Team honors in 2005, 2006 and 2007.

- Caught 204 passes, which rank second all-time in school records, for
- Made Freshman All-America team in 2004.
- Started all 46 games he played in at Arkansas State.
- Notched 13 career interceptions.
- Helped team to 2005 SBC title and a berth in the New Orleans Bowl

PERSONAL

Earned his bachelor's degree in management information systems (MIS) at Arkansas State.

- Mother, Patricia, was a track and field All-American at Arkansas.
- Given name is Marcellous Tyrell Johnson.
- Active with Fellowship of Christian Athletes and frequently speaks to youth and student groups.
- First NFL player from Rison High School in Rison, AR, a town of 1,300.

JOHNSON'S SINGLE-GAME BESTS

Tackles: 8 (twice) Last at Chi 12/28/09

Pass Defenses: 2 at STL 10/11/09

Interceptions: 1 (twice) Last at STL 10/11/09

Fumble Recoveries: 1 (twice) Last at Ari 12/6/09

JOHNSON'S CAREER STATISTICS

Date	Tm	G	S	TT	ST	AT	Sk	Yds	Int	Yds	TD	PD	FF	FR	Yds	TD
2008	Min	16	7	24	20	4	0	0	1	0	0	2	0	1	0	0
2009	Min	15	15	53	45	8	0	0	1	0	0	7	0	1	0	0
2010	Min	7	2	5	3	2	0	0	0	0	0	0	0	0	0	0
2011	Min	11	3	25	19	6	0	0	0	0	1	0	0	0	0	0
2012	Det	4	0	2	1	1	0	0	0	0	0	0	0	0	0	0
Totals		53	27	109	88	21	0	0	2	0	10	0	2	2	0	0

Postseason

[illegible]

2012 (Net)

[illegible]



JACOB LACEY

Cornerback
Oklahoma State
Ht: 5-10
Born: 5/28/87
Acquired: FA '12

4th Year
Wt: 177
Garland, Texas

21

Complete biographical information available on Detroitlions.com.

TRANSACTIONS

- Signed by the Detroit Lions March 21, 2012.
- Signed with the Lions as an undrafted free agent on April 30, 2009.

PRO

Lacey comes to Detroit after playing his first three seasons in Indianapolis, mostly as a starting cornerback. He played and started at both right (10 starts) and left cornerback (18 starts), including a start in Super Bowl XLIV (vs. New Orleans) at RCB as a rookie.

- Four-year career totals include: 256 tackles (197 solo), 6 interceptions, 25 pass defenses, 3 forced fumbles and a fumble recovery.

2012: Played in 11 games (nine starts) as the second cornerback opposite CB Chris Houston. Registered 35 tackles (29 solo), four pass defenses and one interception. Injuries prevented him from finishing the season after getting more comfortable in the defense. Had three pass defenses and his lone interception against Green Bay QB Aaron Rodgers (11/18).

- Started at right corner back for first two games of the season.
- Started at right cornerback and recorded two solo tackles in his Lions debut as Detroit defeated St. Louis 27-23 in the team's season home opener (9/9).
- Helped lead secondary that held Rams QB Sam Bradford to only 198 yards through the air in the Lions' win.
- Recorded three total tackles (two solo) in Week 3 against the Titans (9/23).
- Had one solo tackle and one special teams tackle vs. Minnesota (9/30) in Week 4. Part of a Lions secondary defense that allowed just 100 net passing yards against the Vikings. It was the lowest team passing output the Lions allowed since they yielded just 56 yards at Cleveland October 23, 2005.
- Finished with three solo tackles in the Lions' 26-23 overtime win at Philadelphia in Week 6 (10/14). Left game due to concussion.
- Inactive in Week 7 at Chicago (10/22) and Week 8 vs. Seattle (10/28) with a concussion.
- Returned to action as the team's starting cornerback in Week 9 at Jacksonville (11/4).
- Recorded seven total tackles (six solo), including two tackles for loss, in Week 10 at Minnesota (11/11).
- Picked off his sixth-career pass in Week 11 vs. Green Bay (11/18) for a return of three yards and finished with two solo tackles.
- Inactive in Week 12 vs. Houston (11/22).
- Finished fourth on the team in tackles with five (four solo) and had one pass defended in Week 13 vs. Indianapolis, (12/2).
- Started at right cornerback and finished with four total tackles (two solo) in Week 14 at Green Bay (12/9).
- Had two solo tackles before leaving the game with a knee injury in Week 15 at Arizona (12/16).
- Placed on Reserve/Injured on Dec. 18, 2012.

2011: Played in 15 games (10 starts) and finished with 69 tackles (47 solo), one interception (32t), three forced fumbles, a fumble recovery and six passes defended.

- Led all Colts with six tackles (five solo) and had a forced fumble in the season opener at Houston (9/11).
- Started at cornerback at Baltimore (12/11) and finished tied for second on the team with nine tackles (eight solo) while leading the team with three passes defended.

COLLEGE

Three-year starter who opened 40-of-49 games and finished with a career 186 tackles (141 solo), including eight tackles for losses, 1.0 sack, 7 interceptions, 36 passes defended and three forced fumbles.

- Was second-team All-Big 12 choice with 61 tackles (52 solo), 2 interceptions, 16 passes defended and two forced fumbles as a senior; 16 passes defended led conference
- Majored in education.

PERSONAL

Attended Naaman Forest High School where he was a First-Team All-District choice and Offensive MVP as senior.

- Had 1,200 yards and 14 TDs rushing and 650 yards and 1 TD passing.

LACEY'S SINGLE-GAME BESTS

Tackles: 12 vs. Ten 12/18/11
Pass Defenses: 3 (three times) Last at Bal 12/11/11
Interceptions: 1 (six times) Last vs. GB 11/18/12
Touchdowns: 1 (twice) Last vs. Ten 12/18/11

LACEY'S CAREER STATISTICS


Year	Tm	G	GS	TT	ST	AT	Sk	SKY	Int	Yds	TD	PD	FF	FR	STT
2009	Ind	16	9	85	69	16	0	0	3	53	1	13	0	--	7
2010	Ind	12	8	64	51	13	0	0	1	44	0	2	0	--	3
2011	Ind	15	10	72	48	24	0	0	1	32	1	6	3	1	4
2012	Det	11	9	35	29	6	0	0	1	10	0	4	0	0	1
TOTAL		54	36	256	197	59	0	0	6	139	2	25	3	1	15

POSTSEASON

Year	Tm	G	GS	TT	AT	Sk	SKY	Yds	Int	Yds	TD	PD	FF	FR	PD	STT
2010	Ind	3	3	14	1	0	0	0	0	0	0	0	0	0	1	2

2012 (Det)

Date	Opp	G	GS	TT	ST	AT	Sk	SKY	Int	Yds	TD	PD	FF	FR	STT
9/9	STL	1	1	2	2	0	0	0	0	0	0	0	0	0	0
9/16	at SF	1	1	3	2	1	0	0	0	0	0	0	0	0	0
9/23	at Ten	1	0	3	2	1	0	0	0	0	0	0	0	0	0
9/30	MIN	1	0	1	1	0	0	0	0	0	0	0	0	0	1
10/14	at Phi	1	1	3	3	0	0	0	0	0	0	0	0	0	0
10/22	at Chi	0	0	INACTIVE											
10/28	SEA	0	0	INACTIVE											
11/4	at Jax	1	1	3	3	0	0	0	0	0	0	0	0	0	0
11/11	at Min	1	1	7	6	1	0	0	0	0	0	0	0	0	0
11/18	GB	1	1	2	2	0	0	0	1	10	0	3	0	0	0
11/22	HOU	0	0	INACTIVE											
12/2	IND	1	1	5	4	1	0	0	0	0	0	1	0	0	0
12/9	at GB	1	1	4	2	2	0	0	0	0	0	0	0	0	0
12/16	at Ari	1	1	2	2	0	0	0	0	0	0	0	0	0	0
12/22	ATL	0	0	RESERVE/INJURED											
12/30	CHI	0	0	RESERVE/INJURED											
Totals		11	9	35	29	6	0	0	1	10	0	4	0	0	1



PAT LEE

Cornerback

Auburn

Ht: 6-0

Born: 2/20/84

Acquired: W-Oak '12

5th Year

Wt: 200

Miami, Fla.

27

Complete biographical information available on Detroitlions.com.

TRANSACTIONS

- Signed by Detroit off of waivers November 12, 2012.
- Released by Oakland on November 10, 2012.
- Signed by Oakland as unrestricted free agent on March 27, 2012.
- Placed on reserve/injured (knee) on September 5, 2009.
- Placed on reserve/injured (knee) on December 5, 2008.
- Selected by Green Bay in second round (60th overall) of 2008 NFL Draft.

PRO

Lee was a special teams contributor and secondary reserve for Green Bay for four seasons before signing with Oakland. Has started eight of 40 career games, including seven of eight with the Raiders this season.

- Has amassed 37 total tackles in addition to 20 special teams tackles in five year career.
- Was a part of Green Bay's 2010 Super Bowl team, coming in for injured defensive backs Charles Woodson and Sam Shields and recording one tackle.
- 2012: Started at cornerback in his last seven games in Oakland after serving as a reserve in season opener. Totaled 27 tackles (24 solo) in his eight games with the Raiders before signing with the Lions on Nov. 12, 2012. Played in seven games and recorded four tackles (two solo) and three special teams tackles upon arriving in Detroit.
- Registered career-high five tackles (five solo) and one pass defended at Denver (9/30).
- Recorded first career interception and a return of four yards to go along with four tackles (four solo) at Kansas City (10/28).
- Recorded his first tackle as a Lion in Week 14 at Green Bay (12/9).
- Had one special teams tackle in Week 15 at Arizona (12/16).
- Had three tackles (one solo) and one special teams tackle in Week 17 vs. Chicago (12/30).
- 2011: Played in all 16 games as a reserve defensive back and special teams contributor. Totaled career-high eight special teams tackles.
- Played in postseason in NFC Divisional game against New York (1/15) and recorded one special teams tackle.

COLLEGE

Played in 49 career games with 22 starts at Auburn. Appeared in four straight bowl games, including three victories as a Tiger. Recorded 103 tackles and 23 pass defenses including five interceptions. Added two forced fumbles and one fumble recovery.

- Posted at least one tackle in each of his final 20 games at Auburn.
- Added 12 kick returns for 299 yards as a special teamer.
- Started all 13 games as a senior and earned second-team All-SEC honors from AP and Rivals.com.
- Played in all 13 games with four starts as a junior and posted 25 tackles and seven passes defended.
- Majored in criminology.

PERSONAL

Attended Christopher Columbus High School (Miami, Fla.). Started two seasons at safety. Registered 70 tackles, three interceptions, five passes defended, two fumble recoveries and two blocked kicks as a senior. Returned 14 kicks for 256 yards and one touchdown.

- Also competed in track, winning state title in long jump.
- Earned three letters in basketball.

LEE'S SINGLE-GAME BESTS

Tackles: 5 at Den 9/30/12
Interceptions: 1 at Kansas City 10/28/12

LEE'S CAREER STATISTICS

Year	Tm	G	GS	TT	ST	AT	Sk	SkY	Int	Yds	TD	PD	FF	FR	STT
2008	GB	5	0	1	1	0	0	0	0	0	0	1	0	0	1
2009	GB	0	0												
INJURED RESERVE/KNEE															
2010	GB	11	1	4	3	1	0	0	0	0	0	0	0	0	5
2011	GB	16	0	1	1	0	0	0	0	0	0	0	0	0	8
2012	Oak/Det	15	7	31	26	5	0	0	1	4	0	4	1	0	6
Totals		47	8	37	31	6	0	0	1	4	0	5	1	0	20

POSTSEASON

Year	Tm	G	GS	TT	ST	AT	Sk	SkY	Int	Yds	TD	PD	FF	FR	STT
2010	GB	3	0	1	1	0	0	0	0	0	0	0	0	0	2
2011	GB	1	0	0	0	0	0	0	0	0	0	0	0	0	1
Totals		4	0	1	1	0	0	0	0	0	0	0	0	0	3

2012 (Oak/Det)

Date	Opp	G	GS	TT	ST	AT	Sk	SkY	Int	Yds	TD	PD	FF	FR	STT
9/10	SD	1	0	2	1	1	0	0	0	0	0	0	0	0	1
9/16	at Mia	1	2	2	0	0	0	0	0	0	0	1	0	0	0
9/23	Pit	1	4	3	1	0	0	0	0	0	0	1	0	0	0
9/30	at Den	1	5	5	0	0	0	0	0	0	0	1	0	0	0
10/14	at Atl	1	2	2	0	0	0	0	0	0	0	0	0	0	0
10/21	Jac	1	4	3	1	0	0	0	0	0	0	0	0	0	1
10/28	at KC	1	4	4	0	0	0	0	1	4	0	2	0	0	1
11/4	TB	1	4	4	0	0	0	0	0	0	0	0	0	0	0
11/11	at Min	0	0												
NOT WITH TEAM															
11/18	GB	1	0	0	0	0	0	0	0	0	0	0	0	0	0
11/22	HOU	1	0	0	0	0	0	0	0	0	0	0	0	0	0
12/2	IND	1	0	0	0	0	0	0	0	0	0	0	0	0	0
12/9	at GB	1	0	1	1	0	0	0	0	0	0	0	0	0	1
12/16	at Ari	1	0	0	0	0	0	0	0	0	0	0	0	0	1
12/22	ATL	1	0	0	0	0	0	0	0	0	0	0	0	0	0
12/30	Chi	1	0	3	1	2	0	0	0	0	0	0	0	0	1
Totals		15	7	31	26	5	0	0	1	4	0	4	1	0	6



MIKEL LESHORE

Running Back
Illinois
Ht: 6-0
Born: 3/30/90
Draft: '11, R2 (57th)
2nd Year
Wt: 230
Steator, IL.

25

Complete biographical information available on Detroitlions.com.

MANE FACTS

- Favorite TV shows are *Sportscenter* and *Martin*.
- Favorite player growing up was Emmitt Smith.
- Enjoys watching Steven Jackson (not just because of his hair) and Rashard Mendenhall play.

TRANSACTIONS

- Placed on Reserve/Injured list (Achilles) on August 13, 2011
- Drafted by the Detroit Lions in the second round (57th overall) of the 2011 NFL Draft.

PRO

- Suffered ruptured Achilles tendon in training camp and missed his entire rookie season.
- With a one-yard touchdown run in Week 16 vs. Atlanta (12/22), Leshoure tallied his ninth rushing touchdowns on the season, the most by a Lions rusher since RB James Stewart had 10 in 2000.
- The Lions racked up 17 rushing touchdowns on the season in 2012, the most the team has registered since they had 15 in 2000.

2012: Coming off of an injured Achilles that prevented him from playing in his rookie year, Leshoure became a force near the goal line and feature back in the Lions offense in his sophomore season. Opened his career with 100 yards and a touchdown at Tennessee (9/23) as a start to his proficiency near the goal line. Totaled 798 yards on 215 rushes (3.7 avg) and nine touchdown runs, including three in the first half alone at Jacksonville (11/4). Also caught 34 passes for 214 yards (6.3 avg) out of the backfield.

- Placed on Reserve/Suspended list due to two-game suspension.
- Made his NFL debut at Tennessee (9/23) and registered 26 rushing attempts for 100 yards and 1 TD. He also caught four passes for 34 yards. Leshoure's 100-yard game was the first by a Lions rusher in their first NFL game since RB Billy Sims registered 153 yards at the Los Angeles Rams September 7, 1980.
- Leshoure's 26 rushing attempts are the most by a Lions rusher in their first NFL game ever. He broke the previous mark of 22 by Sims (at LArM 9/7/10)
- Leshoure is only the third non-rookie to record 26+ rushing attempts in an NFL debut and the first to do so since 1987. The previous two times were accomplished by Cleveland RB Larry Mason (32) and Washington RB Lionel Vital (27) on October 4, 1987 during the strike games. He is the only non-rookie to accomplish this feat in non-strike games.
- Recorded 26 yards on 13 carries vs. the Vikings (9/30) in Week 4.
- Tied his career-long with a 14-yard run in Week 6 at Philadelphia (10/14), finishing the day with 70 yards on 15 carries in the Lions' 26-23 overtime win over the Eagles. Also had three receptions for 24 yards.
- Ran the ball 12 times for 63 yards, including a career-long rush of 15 yards in the Lions' 13-7 loss at Chicago in Week 7 (10/22). Averaged 5.3 yards per carry against a Bears defense that came into the game only allowing 65.8 rushing yards per game.
- Led the Lions in rushing with 46 yards on 10 attempts, setting a new career long with a 16-yard pickup in the Detroit's 28-24 win vs. Seattle (10/28).
- Rushed his way into Lions history in Week 9 at Jacksonville (11/4) as he carried the ball 16 times for 70 yards and three touchdowns in Detroit's 31-14 win over the Jaguars. He became the first player in Lions history to rush for three touchdowns in the first half of a game.
- With his three touchdowns against Jacksonville, Leshoure became the 10th player in Lions history with three rushing touchdowns in a game and it is the 16th time it has occurred in team history.
- Carried the ball 13 times for 43 yards, his longest run going for 14 yards, in Week 10 at Minnesota (11/11).
- Rushed the ball 19 times for 84 yards and scored on a one-yard touchdown run in Week 11 vs. Green Bay (11/18).
- Had 12 carries for 32 yards and a touchdown, his sixth of the season, in Week 12 on Thanksgiving Day vs. Houston (11/22).
- Scored his seventh touchdown of the season on a six-yard touchdown run and finished with 57 yards on 21 carries in Week 13 vs. Indianapolis (12/2).
- Carried the ball 14 times for 49 yards in Week 14 at Green Bay (12/9). Leshoure and fellow RB Joique Bell combined for 98 of the Lions' 135 rushing yards against the Packers.
- Rushed for 55 yards on 14 carries and a one-yard score in Week 15
- Rushed for 46 yards on 16 carries and one touchdown in Week 16 vs. Atlanta (12/22), giving him nine rushing touchdowns on the season, the most by a Lions player since RB James Stewart recorded 10 in 2000.
- Finished the 2012 season with a 57-yard performance on 15 carries in Week 17 vs. Chicago (12/30).

COLLEGE

Started 17 of 33 games at Illinois, carrying the ball 424 times for 2,557 yards (6.03 yards per carry) and 23 touchdowns. Added 37 receptions for 439 yards (11.86 yards per catch) and 5 touchdowns to his career total. His 2,557 rushing yards tie Juice Williams (2006-09) for sixth place on the school career-record list, while his 23 touchdown runs tie the legendary Red Grange (1923-25) and Ty Douthard (1993-96) for seventh on the school career-record chart. In 2010, his 1,697 yards on the ground broke the previous Illini season-record of 1,681 yards by Rashard Mendenhall (2007), and his 281 rushing attempts are the second-highest season total by an Illinois player, behind only Robert Holcombe (237 in 1997).

- Gained 330 yards rushing vs. Northwestern in 2010, topping the old school game-record of 315 by Robert Holcombe vs. Minnesota in 1996. They are the only Illini ball carriers to gain 300 yards rushing in a contest.
- Ran for 100 yards in 12 contests, tying Jim Grabowski (1963-65) for second in school annals behind Robert Holcombe's 16 (1994-97).
- Generated 1,893 all-purpose yards in 2010, joining Mendenhall (1,999 in 2007) and Keith Jones (1,818 in 1988) as the only Illini players to gain over 1,800 all-purpose yards in a campaign.

PERSONAL

Attended Centennial High School (Champaign, Ill.), playing football for Head Coach Mike McDonnell. Received a three-star prospect rating from both Rivals.com and Scout.com after his senior season. Rated the tenth-best overall prospect in the state and the nation's 28th-best running back by Rivals.

- Named first-team All-State by the Champaign News-Gazette, earning special mention All-State honors by the Chicago Tribune in 2007.
- The Prep Star All-American was also a member of Scouts.com's Midwest Hot 100 squad.
- During his sophomore season, he rushed for over 1,400 yards.
- As a junior, he received All-Area, All-Conference and All-State first-team honors and accumulated 2,474 yards, averaging 6.4 yards per carry, scoring 29 touchdowns on the ground and picking up 192 yards and 3 more scores receiving in only 10 games.
- Closed out his Chargers career by 4,652 yards on 681 carries for an average of 6.8 yards, as he scored 52 rushing touchdowns.
- Son of Jacqueline Frazier-Jones and resides in Champaign, Illinois.

LESHORE'S SINGLE-GAME BESTS


Rushing Attempts:	26 at Ten (9/23/2012)
Rushing Yards:	100 at Ten (9/23/2012)
Rushing Touchdowns:	3 at Jac (11/14/12)
Long Rush:	16 vs. Sea (10/28/12)
Receptions:	4 at Ten (9/23/2012)
Receiving Yards:	34 at Ten (9/23/2012)
Longest Reception:	13 at Ten (9/23/2012)

LESHORE'S COLLEGE STATISTICS

Year	G	S	RUSHING					RECEIVING				
			Att	Yds	Avg	Lg	TD	Rec	Yds	Avg	Lg	TD
2008	9	1	35	126	3.6	12	1	6	66	11.0	14	0
2009	11	3	108	734	6.8	70	5	14	177	12.6	41	2
2010	13	13	281	1697	6.0	70	17	17	196	11.5	32	3
Totals	33	17	424	2557	6.0	70	23	37	439	11.9	41	5

LESHORE'S CAREER STATISTICS

Year	Tm	G	S	RUSHING					RECEIVING				
				Att	Yds	Avg	Lg	TD	Rec	Yds	Avg	Lg	TD
2011	Det	0	0										
2012	Det	14	14	215	798	3.7	16	9	34	214	6.3	13	0
Totals	14	14	14	215	798	3.7	16	9	34	214	6.3	13	0
2012 (Det)													
Date	Opp	G	S	RUSHING					RECEIVING				
				Att	Yds	Avg	Lg	TD	Rec	Yds	Avg	Lg	TD
9/9	STL	0	0	SUSPENDED									
9/16	at SF	0	0	SUSPENDED									
9/23	at Ten	1	1	26	100	3.8	12	1	4	34	8.5	13	0
9/30	MIN	1	1	13	26	2.0	14	0	4	37	9.3	15	0
10/14	at Phi	1	1	15	70	4.7	14	0	3	24	8.0	13	0
10/22	at Chi	1	1	12	63	5.3	15	0	6	20	3.3	10	0
10/28	SEA	1	1	10	46	4.6	16	0	3	9	3	4	0
11/4	at Jan	1	1	16	70	4.4	14	3	0	0	—	0	0
11/11	at Min	1	1	13	43	3.3	14	0	1	5	5.0	5	0
11/18	GB	1	1	19	84	4.4	15	1	2	—	—	—	0
11/22	HOU	1	1	12	32	2.7	12	1	2	27	13.5	14	0
12/2	IND	1	1	21	57	2.7	7	1	2	16	8	13	0
12/9	at GB	1	1	14	49	3.5	9	0	0	—	—	—	0
12/16	at An	1	1	14	55	3.9	14	1	2	4	2	7	0
12/23	ATL	1	1	15	46	3.1	9	1	3	20	6.7	11	0
12/30	CHI	1	1	15	57	3.8	13	0	3	20	6.7	13	0
Totals	14	14	14	215	798	3.7	16	9	34	214	6.3	13	0



DEANDRE LEVY

Linebacker

Wisconsin

Ht: 6-2

Born: 3/26/87

Draft: '09, R3 (76)-Det

4th Year

Wt: 238

Milwaukee, Wisc.

54

Complete biographical information available on Detroitlions.com.

MANE FACTS

- Favorite TV shows are *The Wire*, *The Office*, *True Blood* and *Entourage*.
- Levy has always had an interest in traveling and looks forward to having more opportunities. Future travel plans include a trip to Botswana where he wants to go on a nine-day safari.
- After his football career, Levy would like to do something back in Milwaukee with some of the high school kids whether it be mentoring them or getting them active in the summer so that they have something to look forward to.

TRANSACTIONS

- Signed restricted free agent tender with the Lions April 16, 2012.
- Drafted by the Detroit Lions in the third round (76th overall) of the 2009 NFL Draft.

PRO

Tough, young linebacker whose speed and physical play is an asset for the Lions' defense. Has started at both middle and outside linebacker.

- Moved to starting middle linebacker position in 2010 after playing outside as a rookie. Emerged as one of the league's top rookie linebackers in 2009.
- Became a regular starter for the team's linebacker corps mid-way through his rookie season.
- Career totals: 57 games (50 starts), 339 tackles (237 solo), one sack, five interceptions (42 yards), one interception return TD, two forced fumbles, five fumble recoveries and nine special teams tackles.

2012: Core member of a fierce Lions linebacking group with sharp awareness in the open field. Finished third in the team in tackles in 2012 with 72 (50 solo) one interception and one fumble recovery.

- Tied for third on team with six total tackles in the Lions' 27-23 win over St. Louis on opening day (9/9). Helped hold Rams QB Sam Bradford to only 198 through the air while also limiting RB Steven Jackson to only 53 rushing yards.
- Led the team in tackles with nine solo tackles, two of which were for loss, in the Lions' 29-17 loss at San Francisco (9/16) in Week 2.
- Finished fourth on the team in tackles with six (three solo) in the Lions' Week 3 44-41 (OT) loss at Tennessee (9/23).
- Led the Lions in tackles for the second time this season with nine (eight solo) vs. Minnesota (9/30) in Week 4.
- Had one solo tackle at Philadelphia in Week 6 (10/14).
- Finished fourth on the team in tackles with five solo, including one tackle for loss in the Lions' 13-7 loss at Chicago in Week 7 (10/22). Also had one pass defended.
- Inactive vs. Seattle in Week 8 (10/28) with a hamstring injury.
- Inactive vs. Seattle in Week 8 (10/28) and at Jacksonville in Week 9 (11/4) with a hamstring injury.
- Returned to action in Week 10 at Minnesota (11/11) and finished fourth on the team in tackles with seven (five solo), including two tackles for loss.
- Finished second on the team in tackles with eight total tackles (six solo), including one tackle for loss, in Week 11 vs. Green Bay (11/18).
- Assisted on three tackles in Week 12 vs. Houston on Thanksgiving Day (11/22).
- Had three tackles (two solo) in Week 13 vs. Indianapolis (12/2).
- Had five tackles (two solo) in Week 14 at Green Bay (12/9).
- Recorded his fifth-career interception and had three solo tackles in Week 15 at Arizona (12/16).
- Had eight tackles (four solo), one of which was a tackle for loss, in Week 16 vs. Atlanta (12/22).
- Finished second on the team in tackles with nine (five solo), including one tackle for loss, in Week 17 vs. Chicago (12/30).

2011: Moved from the middle to outside linebacker. Second on the club with 107 tackles (72 solo) and 1 sack. It was the first time in his career he reached 100 tackles in a season. First year starting all 16 games.

- Was part of a defensive unit that allowed just 56 yards on the ground against the Buccaneers (9/11). It was the lowest rushing total allowed by the Lions on the road in a season opener since allowing 31 yards at Seattle September 12, 1999. It was also their lowest rushing total allowed overall on opening day since limiting the Green Bay Packers to 46 yards September 11, 2005. No Bucs running back rushed for more than 15 yards and just 1 of their 17 first downs came on the ground. Tampa's leading rusher was QB Josh Freeman, who finished with 26 yards.
- Recorded 7 tackles (second-best among team) vs. Kansas City (9/18). Was part of a team effort that registered 6 turnovers in the game against the Chiefs, including 3 interceptions and 3 fumble recoveries. It marked the first time since the Lions claimed a 24-17 win at Houston (Oilers, 12/10/95) that the team had 3 interceptions and 3 fumble recoveries.
- Was the team's leader in tackles with 8 during their 49-35 win vs. Carolina (11/20). He also added an interception in the third quarter picking off QB Cam Newton and returning it 7 yards. It was his fourth career interception and the first of this season.

PERSONAL

Attended Vincent (Milwaukee, Wisc.) High School, playing football for head coach Elliot Lightfoot.

- Midwest Top 100 selection by Super Prep during his senior year.
- Served as team captain in each of his last three seasons, twice earning squad Most Valuable Player honors.
- In his final season, the linebacker recorded 84 tackles, including 21 stops behind the line of scrimmage, along with five quarterback sacks and four forced fumbles. Also saw action on offense that year, catching 12 passes for 260 yards and three touchdowns.
- Son of Paula and Rodney Levy. Born Mar. 26, 1987.

LEVY'S SINGLE-GAME BESTS

Tackles:	12 vs. Chi 1/31/10
Interceptions:	1 (five times) last at Ari 12/16/12
Interception Return Yards:	30k at Mia 12/26/10
Long Interception:	30k at Mia 12/26/10
Pass Defenses:	2 vs. GB 12/12/10
Fumbles Forced:	1 at Chi 10/4/09
Fumble Recoveries:	1 (four times) Last at Dal 11/21/10
Special Teams Tackles:	2 at Dal 9/13/09


LEVY'S CAREER STATISTICS

Year	Tm	G	S	TT	ST	AT	SK	Yds	Int	Yds	TD	PD	FF	FR	Yds	TD	STT
2009	Det	16	10	79	55	24	0	0	1	5	0	5	1	2	0	0	6
2010	Det	11	11	72	54	18	0	0	2	30k	1	4	0	2	0	0	0
2011	Det	16	16	107	72	35	1	15	1	0	0	1	1	0	0	0	2
2012	Det	14	13	81	56	25	0	0	1	-1	0	3	0	1	0	0	1
Totals		57	50	339	237	102	1	15	5	42	1	13	2	5	0	0	9

POSTSEASON

Year	Tm	G	S	TT	ST	AT	SK	Yds	Int	Yds	TD	PD	FF	FR	Yds	TD	STT
2011	Det	1	1	1	1	0	0	0	0	0	0	0	0	0	0	0	1
Total		1	1	1	1	0	0	0	0	0	0	0	0	0	0	0	1
Date	Opp	G	S	TT	ST	AT	SK	Yds	Int	Yds	TD	PD	FF	FR	Yds	TD	STT
9/9	STL	1	1	6	3	3	0	0	0	0	0	0	0	0	0	0	0
9/16	at SF	1	1	9	6	0	0	0	0	0	0	0	0	0	0	0	1
9/23	at Ten	1	1	6	3	3	0	0	0	0	0	0	0	1	0	0	0
9/30	MIN	1	1	9	8	1	0	0	0	0	0	0	0	0	0	0	0
10/4	at Phi	1	1	1	1	0	0	0	0	0	0	1	0	0	0	0	0
10/22	at Chi	1	1	5	5	0	0	0	0	0	0	1	0	0	0	0	0
10/28	SEA	0	0	INACTIVE													
11/4	at Jax	0	0	INACTIVE													
11/11	at Min	1	1	7	5	2	0	0	0	0	0	0	0	0	0	0	0
11/18	GB	1	1	8	6	2	0	0	0	0	0	0	0	0	0	0	0
11/22	HOU	1	1	3	0	3	0	0	0	0	0	0	0	0	0	0	0
12/2	IND	1	1	3	2	1	0	0	0	0	0	0	0	0	0	0	0
12/9	at GB	1	1	5	2	3	0	0	0	0	0	0	0	0	0	0	0
12/16	at Ari	1	0	3	3	0	0	0	1	-1	0	1	0	0	0	0	0
12/22	ATL	1	1	8	4	4	0	0	0	0	0	0	0	0	0	0	0
12/30	CHI	1	1	8	5	3	0	0	0	0	0	0	0	0	0	0	0
Totals		14	13	81	56	25	0	0	1	-1	0	3	0	1	0	0	1

[illegible]



TRAVIS LEWIS

Linebacker

Oklahoma

Ht: 6-2

Born: 1/15/88

Draft: '12. R7 (223)-Det

Rookie

Wt: 222

San Antonio, Texas

50

Complete biographical information available on Detroitlions.com.

TRANSACTIONS

- Drafted by the Detroit Lions in the seventh round (223rd overall) of the 2012 NFL Draft.

PRO

2012: Saw action primarily on special teams, finishing with two special teams tackles. Also saw limited time at linebacker and recorded one solo tackle.

- ▶ Saw action on special teams in season opener vs. St. Louis (9/9), especially on cover units
- ▶ Inactive in Week 2 at San Francisco (9/16) and Week 3 at Tennessee (9/23)
- ▶ Inactive in Week 4 vs. Minnesota (9/30)
- ▶ Returned to action in Week 6 at Philadelphia (10/14) on special teams.
- ▶ Had one special teams tackle in the Lions' 31-14 win over Jacksonville in Week 9 (11/4).
- ▶ Recorded two special teams tackles in Week 11 vs. Green Bay (11/18).
- ▶ Assisted on one special teams tackle in Week 17 vs. Chicago (12/30).

COLLEGE

A four-year starter for the Sooners, Lewis became the first player in Oklahoma history to lead the team in tackles four-straight seasons. Had 53 career starts, the most ever by an OU linebacker. Finished his tenure at Oklahoma with 446 career tackles, the third-best total in OU history. Academic All-Big 12 first team.

2011: Tied as OU's leading tackler on the season with 84 total tackles and was named Second Team All-Big 12 by AP and coaches.

- Currently ranks third on the Big 12's career tackles chart.
- Led the team with nine tackles at Kansas, and hit double digits in tackles for the first time during the season with 11 stops against Texas Tech.

2010: Started at weakside linebacker in all 14 games and was named Second Team All-Big 12 by AP and coaches.

- Finished third on the team with three interceptions and produced three takeaways in the Big 12 Championship vs. Nebraska with one interception and two fumble recoveries.

2009: Named First Team All-Big 12 by coaches and second team by AP.

- Recorded double digit tackles in five games and led all linebackers with 9.5 tackles for loss.
- Collected nine tackles and one interception in OU's Sun Bowl win over Stanford.

2008: Named Defensive Newcomer of the Year by AP and Big 12 Defensive Freshman of the Year by coaches. Also named First Team All-Big 12 by AP and Second Team by coaches.

- Broke Brian Bosworth's freshman season tackles record of 133 and tied Bosworth's record for tackles by a freshman in a game with 19 against Texas.
- Second on the team with 11.5 tackles for loss and hit double digit tackles in six games.

PERSONAL

Attended Robert E. Lee High School in San Antonio where he played line-backer and running back under coach Jimmy Ramos. Lewis Rushed for 1,436 yards on 222 carries with nine touchdowns as a senior, and also caught 10 passes for 108 yards and a touchdown.

- After being named all-area and all-metro as a senior, Lewis was invited to the U.S. Army All-American game. He was also invited to the Army Combine and Nike Camp.
- No. 20 outside linebacker (Rivals.com) in high school.
- No. 10 MLB prospect in the nation (Scout.com) in high school.
- Son of James Lewis and Dori Schwartz.

LEWIS' COLLEGE STATS

Year	G	TT	ST	Sk	Yds	Int	Yds	TD	PD	FF	FR	Yds	TD	STT
2008	14	144	70	3.5	21	4	108	0	3	1	0	0	0	0
2009	13	109	56	1	5	1	5	0	2	1	0	0	0	0
2010	14	109	63	1.5	15	3	43	0	5	0	0	0	0	0
2011	12	84	53	1	8	1	22	0	2	2	0	0	0	0
Totals	53	446	242	7	49	9	178	0	12	4	0	0	0	0

LEWIS' CAREER STATISTICS

[illegible]



KELLEN MOORE

Quarterback
Boise State

Ht: 6-0
Born: 07/12/1989
Draft: FA '12

Rookie
Wt: 197
Prosser, Was.

17

Complete biographical information available on Detroitlions.com.

TRANSACTIONS

- Signed to the Detroit Lions as an undrafted rookie free agent on May 10, 2012.

PRO

2012: Moore was inactive for the 16 games of the 2012 season as the team's backup quarterback.

COLLEGE

In each of his seasons at Boise State, Moore's final totals in pass attempts, completions, passing yards, touchdowns, pass efficiency rating and total offense all rank in the Top-10 on the school's record lists. His 142 touchdown passes are the second-highest total in NCAA Football Bowl Subdivision ranks, while his 14,667 passing yards rank fifth, 14,534 yards in total offense rank eighth and average of 8.85 yards gained per pass attempt rank 12th in NCAA annals. Moore started 52-of-53 games in his four-year career with the Broncos.

2011: Moore was selected as the Mountain West Offensive Player of the Year, a finalist for the Maxwell Award (Outstanding Player) and a semifinalist for the Walter Camp Player of the Year Award. He was also named best college quarterback in the country by the Touchdown Club of Columbus for a second-consecutive season.

- Set a Mountain West Conference season-record for touchdown passes with 43 and became the first player in NCAA Football Subdivision history to pass for over 3,000 yards and gain over 3,000 yards in total offense for the fourth-consecutive season.

2010: Was one of the four finalists for the Heisman Trophy, becoming the first Bronco to be invited to the ceremony in New York.

- Completed 273-of-383 passes (71.2 pct is the second-best in school history) for 3,845 yards and 35 touchdowns.

2009: Named first team All-American by ESPN.com, Sports Illustrated and CBS Sports, finishing seventh in the Heisman Trophy race.

- Led Boise State to a perfect 14-0 record and a 17-10 win over TCU in the Tostito's Fiesta Bowl.

2008: Set the NCAA season record for the highest percentage of passes completed by a freshman (281-Of-405, 69.38 pct) and was named WAC Freshman of the Year and second team all-conference.

- Became the first freshman to ever start the season opener for the Broncos as he ranked 12th in the nation in passing efficiency (157.1)

PERSONAL

Lettered four times in both football and basketball at Prosser (Wash.) High School, where he played football for his father, Tom Moore.


- Finished his high school football career completing 787-of-1,195 passes (65.9 pct) for 11,367 yards and 173 touchdowns.
- Earned his bachelor's degree in communications in three and a half years, graduating with a 3.38 grade point avg.
- Brother Kirby, currently a junior, was a teammate and starting receiver at Boise State.

MOORE'S COLLEGE STATISTICS

PASSING									
Year	G	S	Att	Cmp	Yds	Cmp%	TD		
2008	13	12	405	281	3486	69.4	25		
2009	14	14	431	277	3536	64.3	39		
2010	13	13	383	273	3845	71.3	35		
2011	13	13	439	326	3800	74.3	43		
Totals	53	52	1658	1157	14667	69.8	142		

MOORE'S CAREER STATISTICS

PASSING													
Year	Tm	G	S	W-L*	Att	Cmp	Yds	Pct	TD	Int	Lg	Sk	Yds Rtg
2012	Det	0	0	0-0	0	0	0	0.0	0	0	-	0	0.0
Totals		0	0	0-0	0	0	0	0	0	0	-	0	0.0
2012 (Det)													
Date	Opp	G	S	W-L*	Att	Cmp	Yds	Pct	TD	Int	Lg	Sk	SkY Rtg
9/9	STL	0	0	INACTIVE									
9/16	at SF	0	0	INACTIVE									
9/23	at Ten	0	0	INACTIVE									
9/30	MIN	0	0	INACTIVE									
10/14	at Phi	0	0	INACTIVE									
10/22	at Chi	0	0	INACTIVE									
10/28	SEA	0	0	INACTIVE									
11/4	at Jax	0	0	INACTIVE									
11/11	at Min	0	0	INACTIVE									
11/18	GB	0	0	INACTIVE									
11/22	HOU	0	0	INACTIVE									
12/2	IND	0	0	INACTIVE									
12/9	at GB	0	0	INACTIVE									
12/16	at Ari	0	0	INACTIVE									
12/22	ATL	0	0	INACTIVE									
12/30	CHI	0	0	INACTIVE									
Totals		0	0	0-0	0	0	0	0.0	0	0	0	0	0.0

**DON MUHLBACH****Long Snapper****Texas A&M****Ht: 6-4****Born: 8/17/81****Draft: '04, FA-Bal****9th Year****Wt: 265****Lufkin, Texas****Acquired: '04, FA****48***Complete biographical information available on Detroitlions.com.***MAINE FACTS**

- **Pro Bowl:** 2013
- Brother, Beau, was a member of the Texas A&M Basketball team which made the Sweet 16 in the 2006 NCAA Men's Basketball tournament. Beau is currently playing professional basketball in Australia.
- Donated home game tickets to Christ Child House through CATS (Caring Athletes Ticket Service) for Kids program.
- Has visited to the Detroit Lions Academy, an alternative middle school in Detroit, talking to students about the importance of doing well in school.
- Grew up fan of Bruce Matthews and the Dallas Cowboys.
- Uncle, John Muhlbach, is a member of the Pro Football Hall of Fame Board of Trustees, and is on the board's executive committee. From 1997-06, he served as chairman.

TRANSACTIONS

- Re-signed by the Lions March 21, 2012.
- Re-signed by the Detroit Lions March 2, 2007 to a five-year deal.
- Signed by the Detroit Lions November 9, 2004.
- Released by the Baltimore Ravens August 30, 2004.
- Signed as an undrafted rookie free agent by the Baltimore Ravens April 30, 2004.

PRO

Muhlbach's velocity and accuracy places him among the best in the league in his specialty, and he is a critical part of the snap-hold-kick trio that includes P Ben Graham (holder) and K Jason Hanson.

- A deep-snapping specialist who has a crisp and consistent delivery, Muhlbach spent 2004 training camp with Baltimore before joining the Lions later that season and has been the team's long snapper ever since.
- Has played in 132 career games and recorded 32 special teams tackles.
- Since Muhlbach has snapped for Hanson on the field goal team in 2004, that unit's accuracy has improved with the most significant increase coming on long-range field goals. Hanson's field goal accuracy with Muhlbach as the snapper has increased 5.8 percent on overall attempts. That improvement is 12.7 percent for field goals of 40-49 yards, 14.2 percent for field goals 40+-yards and 19.4 percent for field goals of 50+-yards.
- With Muhlbach snapping, Hanson is 59-of-73 (80.8 pct) on field goal attempts of 40-49-yards, 81-of-107 (75.7 pct) from 40+-yards and 25-of-37 (67.6 pct) on 50+-yard field goals.

2012: Consistency as the Lions' tenured long snapper and right-hand man for veteran K Jason Hanson earned him his first-career nod to the Pro Bowl.

- Snapped for K Jason Hanson as he connected on 4-of-5 field goals in the Lions' 27-19 loss at San Francisco (9/16) in Week 2.
- Snapped for K Jason Hanson as he went 4-for-4 on field goals in Week 3 at Tennessee. The four field goal performance was the first time in Hanson's career he kicked four field goals in back-to-back games.
- Snapped for K Jason Hanson as he went 2-for-2 on field goals for the Lions' first six points of the game vs. Minnesota (9/30) in Week 4.
- Snapped for K Jason Hanson as he went 2-for-2 on field goals for the Lions' first six points of the game vs. Minnesota (9/30) in Week 4.
- Snapped for K Jason Hanson as he went 4-for-4 on field goals for the 27th time in Hanson's career in Week 13 vs. Indianapolis (12/2).
- Snapped for K Jason Hanson as he went 2-for-3 on field goals in Week 14 at Green Bay (12/9).
- Snapped for K Jason Hanson as he connected on a 41-yard field goal, his 187th 40+-yard field goal of his career.
- Snapped for K Jason Hanson as he connected on three field goals from 34, 38 and 20 yards out in Week 16 vs. Atlanta (12/22).
- Snapped for K Jason Hanson as he connected on a 44+-yard field goal in the first quarter in Week 17 vs. Chicago (12/30).

COLLEGE

Served as Texas A&M's snapper in 2003.

- Filled in as punter during his sophomore season with the Aggies.

PERSONAL

Don Lynn Muhlbach, Jr., is the son of Sally and Don Muhlbach of Lufkin, Texas.

- Born Aug. 17, 1981 in Newark, Ohio.

MUHLBACH'S CAREER STATISTICS

Year	Tm	G	S	STT
2004	Det	8	0	2
2005	Det	13	0	0
2006	Det	16	0	7
2007	Det	16	0	2
2008	Det	16	0	7
2009	Det	15	0	9
2010	Det	16	0	3
2011	Det	16	0	2
2012	Det	16	0	0
Totals		132	0	32
POSTSEASON				
Year	Tm	G	S	STT
2011	Det	1	0	0
Totals		1	0	0



BILL NAGY

Guard
Wisconsin
Ht: 6-3
Born: 10/26/87
Draft: '11, 7b (252nd)-Dal
2nd Year
Wt: 308
Hometown
Acquired: FA '12

61

Complete biographical information available on Detroitlions.com.

TRANSACTIONS

- Placed on Reserve/Injured by the Lions August 27, 2012.
- Waived/Injured by the Cowboys August 15, 2012 and claimed off waivers by the Detroit Lions August 16, 2012.
- Placed on Reserve/Injured by the Cowboys October 18, 2011.
- Drafted in the seventh round (252nd overall) of the 2011 NFL Draft by the Dallas Cowboys.

PRO

Started four games as a rookie, missing the Week 2 matchup in San Francisco with a neck injury, and helped the offense to 375 yards-or-more in each outing.

2012: Place on injured reserve for 2012 season.

2011:

- Made his NFL debut at left guard in the opener at the N.Y. Jets (9/11) and allowed Romo the time to throw for 342 yards on 23-of-36 with two touchdowns and an interception.
- Along with fellow draft choice Tyron Smith, it was the first time in franchise history a Cowboys team started two rookies on the offensive line in the season opener. The pair also became the seventh and eighth rookie linemen to ever start a season opener and the first since Rob Pettiti in 2005. Overall, they were the 38th and 39th rookies to start an opener for Dallas.
- Placed on Reserve/Injured on October 18 and was out the remainder of the season

COLLEGE

2010: Saw most of his collegiate playing time at guard, but moved to center for several games as a senior for Wisconsin.

- Returned to full health and played in all 13 games - eight starts - for the first time in his collegiate career.
- Saw playing time and starts at right guard, center and tight end.
- Started the first four games of the season at right guard before seeing time at tight end and center.
- Got the starting nod at tight end in a jumbo package at Michigan State.
- Started at tight end in the win over top ranked Ohio State.
- Made his first career appearance at center in the second half at Iowa before making his first career start at center against Indiana.

PERSONAL


As a senior at Hudson (Ohio) High School, ranked among the top-55 offensive linemen nationally by

- Two-time all-state selection and Cleveland Touchdown Club's Defensive Player of the Year in 2005.
- Also named to the Cleveland Plain Dealer and Akron Beacon Journal all-star teams.
- A three-time all-conference performer, lettered in football three times, twice in baseball and once in basketball.
- Majored in agricultural business management.

NAGY'S CAREER STATISTICS

NAGY'S CAREER STATISTICS

Year	TM	G	S
2011	Dal	4	4
2012	Det	0	0
Totals		4	4



OGEMDI NWAGBUO

Defensive Tackle

Michigan State

Ht: 6-5

Born: 12/24/85

Draft: '11. R1 (13)-Det

4th Year

Wt: 312

Spring Valley, Calif.

95

Complete biographical information available on Detroitlions.com.

MANE FACTS

- Parents were born in Lagos, Nigeria
- Given name is translated to "My time will come."
- Nickname is "O.G."

TRANSACTIONS

- Signed with the Detroit Lions as an unrestricted free agent on December 19, 2012
- Released from Carolina Panthers on August 31, 2012
- Signed with the Carolina Panthers as an unrestricted free agent on December 7, 2011
- Released from the San Diego Chargers on November 1, 2002
- Re-signed with the San Diego Chargers as an unrestricted free agent on September 13, 2012
- Released from the San Diego Chargers on September 3, 2012
- Signed with the San Diego Chargers as an unrestricted free agent on January 16, 2009.
- Released from the New York Giants on August 30, 2008.
- Signed with the New York Giants as an unrestricted free agent on May 1, 2008

PRO

Fourth-year defensive tackle whose career totals include 35 games (six starts), 44 tackles (30 solo), 1.5 sacks, two pass defenses and one fumble recovery.

2012: Joined the Lions defensive line on December 19, 2012.

- Inactive in Week 16 vs. Atlanta (12/22).
- **2011:** Played in eight games, four with both the San Diego Chargers and Carolina Panthers, respectively, amassing four tackles.
- Started at New Orleans (1/1) and recorded two tackles (one solo).

COLLEGE

Played at Michigan State for two seasons after a successful two-year stint at Southwestern College in Chula Vista, Calif. that led to a scholarship from the Spartans.

- Earned second-team All-Foothill Conference at Southwestern as a sophomore in 2005.
- Majored in interdisciplinary studies in social science-human resources

PERSONAL

Played his high school football at Mt. Miguel High School in Spring Valley, Calif.


- Completed an internship in player development at the NFL headquarters in New York City and another with J Public Relations, an all-female PR firm in San Diego.

NWAGBUO'S SINGLE-GAME BESTS

Tackles: 5 (three times) Last vs. Oak 12/5/10
Sacks: 1 at Oak, 9/14/09

NWAGBUO'S CAREER STATISTICS

[illegible]



KASSIM OSGOOD

Wide Receiver
San Diego State
Ht: 6-5
Born: 5/20/80
Draft: W-Buf '10

9th Year
Wt: 220
Hometown: Salinas, Calif.
Acquired: FA '12

10

Complete biographical information available on Detroitlions.com.

MAINE FACTS

- Voted by his teammates for Yale Lary Special Teams MVP Award in 2012.
- Twitter: Kassimosgood
- Pro Bowl: 2007, 2008, 2010.

TRANSACTIONS

- Signed as an unrestricted free agent by the Detroit Lions on August 23, 2012.
- Signed as an unrestricted free agent by the Jacksonville Jaguars on March 6, 2012.
- Signed as an undrafted rookie by the San Diego Chargers May 2, 2003.

PRO

Veteran receiver who is known as one of league's best special teams performers. Has played in 124 games with 16 starts in eight seasons after beginning career as undrafted rookie. A three-time Pro Bowl selection as AFC special teamer, was first alternate in 2010. Has missed only four games and owns current streak of 95 consecutive regular season games played.

- Career totals include 120 special teams tackles and one fumble recovery, along with 39 receptions for 707 yards (18.1 avg.) and five TDs.
- Ranks third in NFL since 2003 with 120 special teams tackles.
- Appeared in eight postseason games.

- **2012:** Leader on special teams with his ability to contain opponents on kickoff and punt coverages. Finished fifth on the team in special teams tackles with 5 in 2012.
- Saw action on special teams in the season opener against the Rams (9/9).
- Recorded his second-career special teams fumble recovery on a kickoff that helped set up a field goal in the first quarter in the Lions' 27-19 loss at San Francisco (9/16) in Week 2.
- Had one special teams tackle, stopping Eagles WR DeSean Jackson for a 3-yard loss, in Week 6 at Philadelphia (10/14).
- Recorded one special teams tackles in Week 7 at Chicago (10/22).
- Had two special teams tackles in Week 8 vs. Seattle (10/28).
- Rotated into first action at receiver this season in replace of injured WR Ryan Broyles in Week 13 vs. Indianapolis (12/2). Also recorded one special teams tackle.

2011: Saw action in 12 games and started in two for the Jacksonville Jaguars.

- Recorded eight special teams tackles.

2010: Played in all 16 games for the fifth consecutive season, making three starts for the Jacksonville Jaguars. Voted first alternate special teamer for Pro Bowl.

- Made six receptions for 60 yards and one TD, adding 14 special teams tackles to rank third on the team.
- Part of special teams unit that ranked top 10 for opponents punt return (6.5 avg) and opponents kickoff return (21.5 avg).
- Made Jaguars debut and caught a 24-yard pass for the winning score in the fourth quarter on 9/12 vs. Denver.
- Made season-high two receptions for 22 yards on 11/21 vs. Cleveland.
- Was second on the team with 15 special teams tackles (13 solo).
- Made start at WR in regular season finale on 1/3 vs. Washington and had a season-high three special teams tackles.

COLLEGE

Began career at Cal Poly from 1999-2000 before transferring to San Diego State for his final two seasons.

- Earned first-team All-Mountain West Conference honors as a senior and finished second in the nation with 108 receptions and fourth with 119.2 yards per game.
- Combined with J.R. Toliver to set NCAA record for combined receiving yards (3,337) and receptions (236)

PERSONAL

Attended North Salinas High School (Calif.) where he lettered in football, basketball and track.

- Started the K.O. Foundation under the non-profit umbrella of Athletes for Education (AFE) to recognize and reward youth who succeed in the classroom, improve their citizenship and make progress toward becoming more physically fit.
- In 2009, he was selected as one of 12 NFL players to receive a JB Award from CBS's James Brown and the NFL Players Association for his work in the community.

- Born in Boston, Mass.

OSGOOD'S SINGLE-GAME BESTS


Receptions:	4 at PIT (12/21/03)
Receiving Yards:	102 at PIT (12/21/03)
Long Reception:	65 at Was (11/27/04)
Receiving Touchdowns:	1 (5 times) Last vs. Den (9/12/10)

OSGOOD'S CAREER STATISTICS

Year	Tm	G	S	RECEIVING					TD	RUSHING				
				Rec	Yds	Avg	Lg	TD		Att	Yds	Avg	Lg	STT
2003	SD	16	2	13	278	21.4	57t	2	0	0	-	-	-	9
2004	SD	16	7	15	308	20.5	65	2	0	0	-	-	-	13
2005	SD	12	3	2	21	10.5	15	0	1	4	4	4	4	19
2006	SD	16	0	0	0	0	0	0	0	0	-	-	-	9
2007	SD	16	0	2	23	11.5	15	0	0	0	-	-	-	14
2008	SD	16	0	0	0	0	0	0	0	0	-	-	-	16
2009	SD	16	0	1	17	17	17	0	0	0	-	-	-	15
2010	Jac	16	3	6	60	10	24t	1	0	0	-	-	-	11
2011	Jac	12	2	5	42	8.4	19	0	0	0	-	-	-	9
2012	Det	16	0	0	0	0	0	0	0	0	0.0	0	6	
Totals		152	17	44	749	17.0	65	5	1	4	4.0	4	121	

2012 (Det)

Date	Opp	G	S	RECEIVING					TD	RUSHING				
				Rec	Yds	Avg	Lg	TD		Att	Yds	Avg	Lg	STT
9/9	STL	1	0	0	0	-	-	0	0	0	-	-	-	0
9/16	at SF	1	0	0	0	-	-	0	0	0	-	-	-	0
9/23	at Ten	1	0	0	0	-	-	0	0	0	-	-	-	0
9/30	MIN	1	0	0	0	-	-	0	0	0	-	-	-	0
10/14	at Phi	1	0	0	0	-	-	0	0	0	-	-	-	1
10/22	at Chi	1	0	0	0	-	-	0	0	0	-	-	-	1
10/28	SEA	1	0	0	0	-	-	0	0	0	-	-	-	2
11/4	at Jax	1	0	0	0	-	-	0	0	0	-	-	-	2
11/11	at Min	1	0	0	0	-	-	0	0	0	-	-	-	0
11/18	GB	1	0	0	0	-	-	0	0	0	-	-	-	0
11/22	HOU	1	0	0	0	-	-	0	0	0	-	-	-	0
12/2	IND	1	0	0	0	-	-	0	0	0	-	-	-	0
12/9	at GB	1	0	0	0	-	-	0	0	0	-	-	-	0
12/16	at Ari	1	0	0	0	-	-	0	0	0	-	-	-	0
12/22	ATL	1	0	0	0	-	-	0	0	0	-	-	-	0
12/30	Chi	1	0	0	0	-	-	0	0	0	-	-	-	2
Totals		15	0	0	0	-	-	0	0	0	-	-	-	6



ASHLEE PALMER

Linebacker
Mississippi

Ht: 6-1

Born: 4/7/86

Draft: '09, FA-Buf

4th Year

Wt: 236

Compton, Calif.

Acquired: '10, W-Buf

58

Complete biographical information available on Detroitlions.com.

MANE FACTS

- Grew up a fan of CB Deion Sanders and the Dallas Cowboys.
- Enjoys watching actors Jamie Foxx and Ice Cube and enjoys all types of movies, including action, comedy and horror.
- During the offseason, Palmer enjoys spending time with his family.
- After his professional playing career is done, Palmer would like to go into sports broadcasting on radio and television.

TRANSACTIONS

- Re-signed with the Lions March 22, 2012.
- Claimed off waivers by the Detroit Lions February 19, 2010.
- Released by the Buffalo Bills February 16, 2010.
- Signed by the Buffalo Bills May 1, 2009 as an undrafted rookie free agent.

PRO

Joined the Lions in 2010 (waivers) after spending his rookie campaign with Buffalo and has established himself as a solid contributor on special teams and at linebacker.

- As a rookie, played in 14 games with two starts for the Bills, collecting 11 tackles (eight solo), a pass defense and 11 stops on special teams.
- Career totals: 62 games (8 starts), 67 tackles (54 solo), 1 sack, 2 pass defenses, 4 forced fumbles and 40 special teams tackles.

2012: Ferocious cover man on special teams with the versatility to fill in at linebacker as he led the Lions in special teams tackles for the 2012 season, finishing with 15 (14 solo). Palmer also saw time in the linebacker rotation and contributed 10 total tackles (nine solo).

- Saw first action of the season in the Lions' season home opener win over the St. Louis Rams (9/9).
- Recorded his first defensive tackle of the season against the 49ers (9/16) in Week 2.
- Led the team in special teams tackles for the second consecutive week with two in the Lions' 13-7 loss at Chicago in Week 7 (10/22).
- Started in his first game of 2012 in Week 8 vs. Seattle (10/28) in replace of LB DeAndre Levy and saw significant action at linebacker, finishing with three tackles (two solo) and one tackle for loss.
- Started at linebacker in his second-consecutive game and recorded three solo tackles and one special teams tackle in the Lions' 31-14 win at Jacksonville in Week 9 (11/4).
- Had two special teams tackles in Week 12 vs. Houston on Thanksgiving Day (11/22).
- Had two solo tackles, including one tackle for loss, in Week 14 at Green Bay (12/9).
- Had one solo tackle and one special teams tackle in Week 15 at Arizona (12/16).
- Had one special teams tackle in Week 17 vs. Chicago (12/30).

2011: Back-up linebacker and significant contributor on special teams. Had 4 tackles (4 solo) on defense and 4 special teams tackles

- At Dallas (10/2) made a key defensive stop in the first quarter on Cowboys' RB Felix Jones on fourth-and-1 to give the ball to Detroit at their own 1-yard line. Also had 1 special team tackle.

COLLEGE

Spent two seasons at Mississippi and started 22 of 24 games with the Rebels.

- Transferred from Compton (Calif.) Community College where he earned first-team All-America honors from the Junior College Athletic Bureau in 2005.
- Led the Rebels with 89 total tackles, three interceptions, seven pass defenses and two fumble recoveries as a junior.
- Helped the Rebel defense rank No. 2 in SEC and No. 4 in the nation in rush defense (85.5 ypg).
- Participated in the 2009 Under Armour Senior Bowl and notched 3 total tackles.

PERSONAL

Attended Lynwood (Calif.) High School, where he helped lead his team to a 10-1 record and a CIF playoff berth in 2003, completing 72-128 passes for 1,103 yards and 10 touchdowns.

- Earned first team all-league honors during senior year of high school.
- Son of Jewel Griffin.

PALMER'S SINGLE-GAME BESTS

Tackles:13 at NYG 10/17/10
Sacks:1.0 vs. MIN 1/2/11
Pass Defenses:1 (twice) Last vs. MIN 1/2/11
Forced Fumbles:1 (three times) Last at Mia 12/26/10
Special Teams Tackles:3 (three) Last at Ten 9/23/12

PALMER'S CAREER STATISTICS


Year	Tm	G	S	TT	ST	AT	Sk	Yds	Int	Yds	TD	PD	FF	FR	Yds	TD	STT
2009	Buf	14	2	11	8	3	0	0	0	0	0	1	0	0	0	0	11
2010	Det	16	4	42	33	9	1.0	0	0	0	0	1	3	0	0	0	10
2011	Det	16	0	4	4	0	0	0	0	0	0	0	0	0	0	0	4
2012	Det	15	2	10	9	1	0	0	0	0	0	0	1	0	0	0	15
Totals		62	8	67	54	13	1	0	0	0	0	2	4	0	0	0	40

POSTSEASON

Year	Tm	G	S	TT	ST	AT	Sk	Yds	Int	Yds	TD	PD	FF	FR	Yds	TD	STT
2011	Det	1	0	0	0	0	0	0	0	0	0	0	0	0	0	0	0
Totals		1	0	0	0	0	0	0	0	0	0	0	0	0	0	0	0

2012 (Det)

Date	Opp	G	S	TT	ST	AT	Sk	SkY	Int	Yds	TD	PD	FF	FR	Yds	TD	STT
9/9	STL	1	0	0	0	0	0	0	0	0	0	0	0	0	0	0	0
9/16	at SF	1	0	1	1	0	0	0	0	0	0	0	0	0	0	0	0
9/23	at Ten	1	0	0	0	0	0	0	0	0	0	0	0	0	0	0	4
9/30	MIN	1	0	0	0	0	0	0	0	0	0	0	0	0	0	0	0
10/14	at Phi	1	0	0	0	0	0	0	0	0	0	0	0	0	0	0	0
10/22	at Chi	1	0	0	0	0	0	0	0	0	0	0	0	0	0	0	2
10/28	SEA	1	3	2	1	0	0	0	0	0	0	0	0	0	0	0	2
11/4	at Jax	1	3	3	0	0	0	0	0	0	0	0	0	0	0	0	1
11/11	at Min	1	0	0	0	0	0	0	0	0	0	0	0	0	0	0	0
11/18	GB	1	0	0	0	0	0	0	0	0	0	0	0	0	0	0	2
11/22	HOU	1	0	0	0	0	0	0	0	0	0	0	0	0	0	0	2
12/2	IND	1	0	0	0	0	0	0	0	0	0	0	0	0	0	0	0
12/9	at GB	1	0	2	2	0	0	0	0	0	0	0	0	0	0	0	0
12/16	at Ari	1	0	1	1	0	0	0	0	0	0	0	0	0	0	0	1
12/22	ATL	1	0	0	0	0	0	0	0	0	0	0	0	0	0	0	0
12/30	Chi	1	0	0	0	0	0	0	0	0	0	0	0	0	0	0	1
Totals		16	2	10	9	1	0	0	0	0	0	0	1	0	0	0	15



BRANDON PETTIGREW

87

Tight End
Oklahoma State

Ht: 6-5

Born: 2/23/85

Draft: '09, R1 (20)-Det

4th Year

Wt: 265

Tyler, Texas

Complete biographical information available on Detroitlions.com.

MANE FACTS

- Growing up in Texas, Pettigrew was naturally a Cowboys fan and his favorite players were QB Troy Aikman and WR Michael Irvin. He was also a fan of WR Jerry Rice.
- Goes bowling every week, often with teammates, and has around a 200 average.
- His favorite musical artist is Lil' Wayne; favorite actor is Denzel Washington; favorite movies include *Man on Fire* and *Book of Eli*.

TRANSACTIONS

- Placed on Reserve/Injured list by the Lions December 1, 2009.
- Drafted by the Detroit Lions in the first round (20th overall) of the 2009 NFL Draft.

PRO

Pettigrew is a big, athletic tight end who has the ability to stretch the field as a receiver and aggressively block at the line of scrimmage. Has emerged as one of the best young tight ends in the game.

- Ranks first and second in team history for receptions (83 in 2011; 71 in 2010) and receiving yards (777 in 2011 and 722 in 2010) by a tight end in a season. First tight end with 2 seasons recording 70+ receptions and 2 seasons with 700+ receiving yards. He accomplished this in back-to-back seasons.
- With 2,068 career receiving yards after Week 4 vs. Minnesota, he passed TE David Sloan (2,024) for fourth on the Lions career receiving yards list for tight ends.
- Only tight end in Lions history with 3 100-yard receiving games, including 2 in 2011.
- Reached 100 career receptions the fastest by a Lions tight end by doing so in 27 games. The previous mark was 34 games by TE Jim Gibbons.
- Also reached 1,000 career yards in 26 career games, the second fastest tight end in team history to reach that milestone. Hall of Fame TE Charlie Sanders reached 1,000 career yards in 25 games.
- Ranks third in NFL among tight ends since 2010 with 211 receptions and sixth with 2,055 receiving yards.
- Fifth tight end in team history to register 100 career catches and 1,000 career yards.
- Started in the first 11 games of his career before a knee injury on Thanksgiving Day vs. Green Bay (11/26) forced him out for the remainder of his rookie season.
- Led all NFL rookie tight ends in 2009 with 30 catches for 346 yards, and was tied for the most receiving touchdowns (two).
- Regarded by many as most complete tight end to enter 2009 NFL Draft. Lions selected him in first round (20th overall) of the 2009 NFL Draft.
- Career statistics include 56 games (54 starts), 241 receptions, 2,401 receiving yards for a 10.0 avg. and 14 touchdowns.

2012: Pettigrew followed up his stellar 2011 season with 59 receptions for 567 yards and three touchdowns in 2012, finishing second on the team in receptions and receiving yards. The fourth-year tight end set the tone early in the season when he caught passes of 20, 18 and 24 yards in the Lions game-winning drive against the St. Louis Rams in Week 1 (9/9), combining for 62 of the team's 80 yards on the drive.

- Tied a team-high with six receptions that went for 69 yards in the Lions' 27-23 win over the St. Louis Rams (9/9), marking the 14th game in his career that he caught at least 6 passes.
- Talled three receptions on the Lions' fourth-quarter drive that tied the game at 20-20, grabbing passes of 20, 18 and 24 yards for a combined total of 62 of the team's 80 yards on the 5-play drive.
- Caught three passes for 18 yards and a touchdown in the Lions' 27-19 loss at San Francisco (9/16) in Week 2.
- Surpassed over 2,000 receiving yards for his career with an eight-catch, 61-yard performance in Week 3 at Tennessee (9/23), putting him at 2,001 career receiving yards.
- Caught a team-high seven passes for 67 yards, his longest going for 15 yards, vs. Minnesota (9/30) in Week 4.
- Finished with three catches for 38 yards, his longest going for 16 yards, in Week 6 at Philadelphia (10/14).
- Caught five passes for 37 yards, his longest going for 13 yards, in Week 7 at Chicago (10/22).
- Finished second on the team in receiving with seven catches for 74 yards in the Lions' 28-24 win vs. Seattle in Week 8. Pettigrew and TE Tony Scheffler combined for 11 catches in the game for 120 yards and played a key part in the offense's success after losing WR Nate Burleson to injury.
- Caught one pass for 11 yards in the Lions' 31-14 win at Jacksonville in Week 9 (11/4).
- Caught his second touchdown of the season on a 16-yard strike from QB Matthew Stafford and finished the game with three catches for 32 yards in Week 10 at Minnesota (11/11).

- Finished second on the team in receptions with four catches in Week 11 vs. Green Bay (11/18) for a total of 22 yards.
- Tied WR Calvin Johnson for a team-high eight receptions in Week 12 vs. Houston on Thanksgiving Day (11/22) and finished with 74 receiving yards.
- Caught his third touchdown pass of the season on a 16-yard pass from QB Matthew Stafford and finished with three catches for 43 yards in Week 13 vs. Indianapolis (12/2).
- Left the game in Week 14 at Green Bay (12/9) with an ankle injury.
- Inactive in Week 15 at Arizona (12/16) with an ankle injury.

COLLEGE

Second tight end in Oklahoma State history drafted in first round first (Reuben Gant, 1974-Buffalo). Ended college career ranked ninth overall on the school's receiving yardage record list with 1,450 and averaged more than 54 knockdown blocks per season for the Cowboys. Became first tight end in school history to amass more than 100 receptions (112) in a career.

➤ In 2008, finished with a career-high 42 catches for 472 yards (11.2 avg). 23 receptions produced first downs (54.76%), as he converted 4-of-9 third-down (44.44%) and 1-of-2 fourth-down plays.

➤ All-American Dream Team and All-Big 12 Conference selection by The NFL Draft Report as a senior.

➤ Started all 13 games in 2007, ranking third on team with 35 receptions for 540 yards (15.4 avg) and four TDs. Paced Cowboys with 10 TD-resulting blocks, as his 72 knockdowns were a league-high for tight ends. All-Big 12 Conference first-team selection.

PERSONAL

- Attended Robert E. Lee (Tyler, Tex.) High School, earning All-State honors in 2003. Despite playing primarily as a blocker, he was rated as the best tight end in Texas by numerous recruiting services.
- All-District and All-East Texas choice. Also competed on defensive line.
- Son of Elaine and Henry Pettigrew. Born February 23, 1985.
- Was an education major at Oklahoma State.

PETTIGREW'S SINGLE-GAME BESTS

Receptions:.....11 at Min 9/25/11
Receiving Yards:.....116 at GB 1/1/12
Long Reception:.....35 vs. Phi 9/19/10
Receiving Touchdowns:.....1 (8 times) Last at Min (11/11/12)

PETTIGREW'S CAREER STATISTICS

Year	Tm	G	S	RECEIVING					RUSHING				
				Att	Yds	Avg	Lg	TD	Rec	Yds	Avg	Lg	TD
2009	Det	11	11	30	346	11.5	30	2	0	0	0.0	-	0
2010	Det	16	16	71	722	10.2	35	4	0	0	0.0	-	0
2011	Det	16	16	83	777	9.4	27	5	0	0	0.0	-	0
2012	Det	14	11	59	567	9.6	24	3	0	0	0.0	-	0
Totals				57	54	243	2412	9.9	35	14	0	0.0	0
Year	Tm	G	S	RECEIVING					RUSHING				
				Att	Yds	Avg	Lg	TD	Rec	Yds	Avg	Lg	TD
2011	Det	1	0	4	49	12.3	22	0	0	0	0.0	-	0
Totals				1	0	4	49	12.3	22	0	0	0.0	0
Date	Opp	G	S	RECEIVING					RUSHING				
				Att	Yds	Avg	Lg	TD	Att	Yds	Avg	Lg	TotY
9/9	STL	1	1	5	77	15.4	24	0	0	0	0.0	-	77
9/16	at SF	1	1	3	18	6.0	9t	1	0	0	0.0	-	18
9/23	at Ten	1	1	8	61	7.6	17	0	0	0	0.0	-	61
9/30	MIN	1	1	7	67	9.6	15	0	0	0	0.0	-	67
10/14	at Phi	1	1	3	38	12.7	16	0	0	0	0.0	-	38
10/22	at Chi	1	1	5	37	7.4	13	0	0	0	0.0	-	37
10/28	SEA	1	1	7	74	10.6	18	0	0	0	0.0	-	74
11/4	at Jax	1	0	1	11	11.0	11	0	0	0	0.0	-	11
11/11	at Min	1	0	3	32	10.7	16	1	0	0	0.0	-	32
11/18	GB	1	1	4	22	5.5	12	0	0	0	0.0	-	22
11/22	HOU	1	1	8	74	9.3	24	0	0	0	0.0	-	74
12/2	IND	1	1	3	43	14.3	17	1	0	0	0.0	-	43
12/9	at GB	1	0	1	0	0.0	-	0	0	0	0.0	-	0
12/16	at Ari	0	0	INACTIVE									
12/22	ATL	0	0	INACTIVE									
12/30	CHI	1	0	2	11	5.5	6	0	0	0	0.0	-	11
Totals				14	11	59	567	9.6	24	3	0	0.0	0



DOMINIC RAIOLA

Center
Nebraska
Ht: 6-1
Born: 12/30/78
Draft: '01, R2 (50)-Det
12th Year
Wt: 295
Honolulu, Hawaii

51

Complete biographical information available on Detroitlions.com.

MANE FACTS

- Donated home game tickets to the Children's Center through CATS (Caring Athletics Ticket Service) for Kids program.
- Regularly attends annual Detroit Lions Courage House Dinner to help benefit HAVEN, Oakland County's premier center for the prevention and treatment of domestic violence, sexual assault and child abuse.
- A big fan of Al Pacino, he owns most of the movies the actor is in including his favorite, *Scarface*, which he has watched repeatedly.

TRANSACTIONS

- Re-signed by the Detroit Lions June 25, 2009 to a four-year contract extension (through 2013).
- Re-signed by the Detroit Lions March 13, 2005 to a five-year contract extension.
- Drafted by the Detroit Lions in the second round (50th overall) in the 2001 NFL Draft.

PRO

Raiola is his 12th season in the NFL with the Detroit Lions, and his 11th as the starting center. Utilizes tremendous quickness, tenacity and intelligence to anchor the team's offensive front.

- Named team captain six-straight seasons (2006-11).
- Has played in 188 career games (172 starts). He is the 10th player in Lions history to play 170 games for the club. He joins K Jason Hanson (327) and T Jeff Backus (181) as players on the Lions current roster who have each played 170 career games for the club.
- Raiola passed FB Cory Schlesinger (181) for sixth place on the Lions career games played list with a start vs. Green Bay in Week 11 (11/18). To date, Raiola has played in 186 of a possible 190 games during his 12-year career. The only games he missed occurred during stretch of four games during the 2008 season.
- With a start at Minnesota in Week 10 (11/11), Raiola tied FB Cory Schlesinger (181) for sixth place on the Lions career games played list.
- With a start at Chicago in Week 8 (10/22), Raiola reached 178 games with the Lions during his 12-year career. He passed with C Kevin Glover (177) for seventh place on the franchise's all-time career game played list. Raiola also passed Glover for the second-most games played by a Lions offensive lineman. Both trail T Jeff Backus (184) in that category.
- With the Lions starting lineup of Raiola, LT Jeff Backus, LG Rob Sims, RG Stephen Peterman and RT Gosder Cherilus in the team's season opener 27-23 win over St. Louis (9/9), the offensive line became the unit that marked the first time a Lions team has started the same offensive line combination for three consecutive years since 1980-82 (LT Karl Baldischeller, LG Homer Elias, C Amos Fowler, RG Russ Bolinger and RT Keith Dorne). With starts by all five offensive linemen, they moved their collective total of regular season starts with the Lions to 494, the most starts by an offensive line unit with one team in the NFL.
- In 2008, a hand injury forced him to miss his first career game and start vs. Jacksonville (11/9/08).
- He had the second most consecutive starts (104) behind Denver C Casey Wiegman (120) and Atlanta C Todd McClure (120) since 2001.
- In 2006, Raiola emerged as one of the most effective all-around centers in the league with his ability to get outside and block on the perimeter and to get to the second level.
- In 2004, he centered an offensive line that developed into one of the top run-blocking lines in the NFL as the offensive line led the way for a rushing attack that ranked second in the NFL over the final seven games of the season.

2012: Played and started in all 16 games and helped pave the way for 17 rushing touchdowns and almost 5,000 yards passing from QB Matthew Stafford. Part of unit that ranked fourth in the NFL in sacks allowed per pass play.

- Named team captain six-straight seasons (2006-11).
- Has played in 183 career games (167 starts). He is the 10th player in Lions history to play 170 games for the club. He joins K Jason Hanson (322) and T Jeff Backus (187) as players on the Lions current roster who have each played 170 career games for the club.
- Raiola passed FB Cory Schlesinger (181) for sixth place on the Lions career games played list with a start vs. Green Bay in Week 11 (11/18). To date, Raiola has played in 183 of a possible 187 games during his 12-year career. The only games he missed occurred during stretch of four games during the 2008 season.
- With a start at Minnesota in Week 10 (11/11), Raiola tied FB Cory Schlesinger (181) for sixth place on the Lions career games played list.
- With a start at Chicago in Week 8 (10/22), Raiola reached 178 games with the Lions during his 12-year career. He passed with C Kevin Glover (177) for seventh place on the franchise's all-time career game played list. Raiola also passed Glover for the second-most games played by a Lions offensive lineman. Both trail T Jeff Backus (184) in that category.
- With the Lions starting lineup of Raiola, LT Jeff Backus, LG Rob Sims, RG Stephen Peterman and RT Gosder Cherilus in the team's season

opener 27-23 win over St. Louis (9/9), the offensive line became the unit that marked the first time a Lions team has started the same offensive line combination for three consecutive years since 1980-82 (LT Karl Baldischeller, LG Homer Elias, C Amos Fowler, RG Russ Bolinger and RT Keith Dorne). With starts by all five offensive linemen, they moved their collective total of regular season starts with the Lions to 494, the most starts by an offensive line unit with one team in the NFL.

- In 2008, a hand injury forced him to miss his first career game and start vs. Jacksonville (11/9/08).
- He had the second most consecutive starts (104) behind Denver C Casey Wiegman (120) and Atlanta C Todd McClure (120) since 2001.
- In 2006, Raiola emerged as one of the most effective all-around centers in the league with his ability to get outside and block on the perimeter and to get to the second level.
- In 2004, he centered an offensive line that developed into one of the top run-blocking lines in the NFL as the offensive line led the way for a rushing attack that ranked second in the NFL over the final seven games of the season.
- Helped the Lions ground game to two rushing touchdowns from RBs Mikelleshore and Joique Bell, respectively, in Week 12 vs. Houston on Thanksgiving Day (11/22).
- Contributed to an offensive line effort that allowed zero sacks against the Colts' pass rush in Week 13 vs. Indianapolis (12/2).

2011: Team's starting center and offensive captain for sixth consecutive year. Offense was 10th in NFL in sacks per pass play (5.1 pct) yielding 36 sacks on 702 pass plays.

- The Lions' season opener at Tampa Bay marked the first time since 1981-82 that the Lions have started the same offensive line (same personnel at same positions) in consecutive years on opening day. Raiola, LT Jeff Backus, LG Rob Sims, G Stephen Peterman and T Gosder Cherilus was the team's regular starting offensive line last year for the Lions, including on opening day. The last offensive group to start in consecutive years was LT Karl Baldischeller, LG Homer Elias, C Amos Fowler, RG Russ Bolinger and RT Keith Dorne. That group started on opening day in that lineup three consecutive years (1980-92).

COLLEGE

Turned pro after playing three seasons at Nebraska, but was a four-year collegian (redshirted in 1997).

- Cornhuskers' first freshman offensive lineman to start a game since Bob Zatechka in 1991.
- The two-time Nebraska Lifter of the Year finalist set a school record with 140 knockdown blocks (11.67 per game) as a sophomore in 1999, only to better that mark as a junior in 2000 with 145 (13.2 per game).
- Besides on-field accolades, he garnered Academic All-Big 12 Conference honors the last two years while making the conference's honor roll three times.
- In 2000, he was an All-American first-team selection by the Football Writers Association, Walter Camp, Associated Press and American Football Coaches Association, rated the best center in the country by The Sports Exchange, a finalist for both the Outland Trophy and the Lombardi Award, given to the nation's top lineman and a consensus All-Big 12 first-team selection.
- Junior year was first full year as starter and was named a consensus All-Big 12 first-team selection, the first sophomore Nebraska offensive lineman to earn such honors since Dave Rimington in 1980 and was a member of Sports Illustrated's All-Bowl Team.

PERSONAL

Three-year starter on the offensive line for St. Louis High School in Honolulu.

- Team went undefeated in each of his last three years and ranked 15th nationally in 1996, winning its 11th straight state championship.
- Earned first-team all-state honors as a junior in 1995 and as a senior in 1996.
- Also a National Honor Society member, a three-year scholar-athlete and ranked sixth in his class of 180.

RAIOLA'S CAREER STATISTICS

Year	Tm	G	S
2001	Det	16	0
2002	Det	16	16
2003	Det	16	16
2004	Det	16	16
2005	Det	16	16
2006	Det	16	16
2007	Det	16	16
2008	Det	12	12
2009	Det	16	16
2010	Det	16	16
2011	Det	16	16
2012	Det	16	16
Totals		188	172
Year	Tm	S	S
2011	Det	1	1
Totals		1	1

**RILEY REIFF****Tackle****Iowa****Ht: 6-6****Born: 12/1/88****Draft: '12, R1 (23)-Det****Rookie****Wt: 313****Parkston, S.D.****71***Complete biographical information available on Detroitlions.com.***MANE FACTS**

- Voted by his teammates for the Mel Farr Rookie of the Year Award in 2012.

TRANSACTIONS

- Drafted by the Detroit Lions in the first round (23rd overall) of the 2012 NFL Draft.

PRO

2012: Proved his toughness by earning a rotating spot in the Lions offensive line. Saw primary action at the tight end slot in an unbalanced line formation and earned his first career start in Week 4 vs. Minnesota (9/30).

- Played on field goal protect unit and also appeared as third tackle on goal-line, short yardage offense in NFL debut against St. Louis (9/9) and Week 2 at San Francisco (9/16).
- Started first career game as tight end in unbalanced line formation vs. Minnesota (9/30). Saw additional time in unbalanced and short yardage situations throughout the game. Also helped man line on field goal unit team.
- Saw action again as tight end in unbalanced line formation at Philadelphia in Week 6 (10/14). Helped on short yardage situations and Field Goal unit team as well in the Lions' 26-23 overtime win over the Eagles.
- Played a pivotal role as a rotating member of the offensive in the Lions 31-14 win at Jacksonville in Week 9 as the unit helped pave the way for 149 rushing yards and four combined rushing touchdowns from RBs Mikel Leshoure and Joique Bell.
- Started his first career game at left tackle in replace of injured LT Jeff Backus and helped lead the Lions ground game to two rushing touchdowns in Week 12 vs. Houston on Thanksgiving Day (11/22).
- Contributed to an offensive line effort that allowed zero sacks against the Colts' pass rush in Week 13 vs. Indianapolis (12/2).
- Rotated in the offensive line in Week 14 at Green Bay (12/9) and also returned a short kickoff for 10 yards.

COLLEGE

Started in 37 of 39 games in his three-year career at Iowa and was one of five juniors named to the 2011 Leadership Group.

- As a sophomore Reiff started at right tackle where the Iowa offense gained 403 yards of total offense in the team's 24-14 FedEx Orange Bowl win over Georgia Tech in 2010, the Hawkeyes' first major bowl win since the 1959 Rose Bowl.

2011: Named First Team All-American by Pro Football Weekly, third team All-American by College Football Madness and fourth team All-American by Phil Steele as a junior. Also received honorable mention All-American by SI.com as well as first team all-Big Ten by coaches and media. Started all 13 games at left tackle for the Hawkeyes during the 2011 season.

- Started at left tackle in Iowa's 31-14 loss to Oklahoma in the 2011 Insight Bowl.
- Started at left tackle in wins over Pittsburgh, Louisiana-Monroe, Indiana, Purdue, and 13th-ranked Michigan where offense gained over 400 yards of total offense.
- Named to Rotary Lombardi Award and Outland Trophy preseason Watch Lists and ranked No. 49 on Rivals.com preseason Top 100 Countdown.
- Started at left tackle in wins over Louisiana-Monroe and Northwestern and allowed no sacks.

2010: Named Second team All-Big Ten by league coaches and media and Hustle Team Award, Offense.

- Started all 13 games at left tackle and continued a streak of 21-consecutive starts.

2009: Started 11 of 13 games, three at left tackle, seven at left guard and one at right tackle, and was named to the First Team Big Ten All-Freshman team by Sporting News.

- Started at right tackle in Iowa's 24-14 FedEx Orange Bowl win over Georgia Tech.

PERSONAL

- Named South Dakota Gatorade Player of the Year as a senior captain at Parkston High School and was a two-time South Dakota Elite 45 team selection under head coach Jon Mitchell.
- Received first team All-State honors at defensive end as a sophomore and junior, as well as first team all-state honors at tight end as a senior.
- Recorded 261 career tackles, 23 sacks and eight interceptions. Also caught 27 passes for 321 yards and nine touchdowns.
- Also lettered in wrestling, golf and track and was a three-time wrestling champion with a career record of 121-1.
- Son of Jo and Tom Reiff.

REIFF'S COLLEGE STATISTICS

Year	G	S
2009	13	11
2010	13	13
2011	13	13
Totals	39	37

REIFF'S CAREER STATISTICS

Year	Tm	G	S
2012	Det	16	8
Totals		16	8



BRIAN ROBISKIE

Wide Receiver

Ohio State

Ht: 6-4

Born: 12/3/87

Draft: '09, R2 (36)-Cle

4th Year

Wt: 212

Cleveland, Ohio

Acquired: FA-'12

80

Complete biographical information available on Detroitlions.com.

MAINE FACTS

- Father, Terry, was drafted in the eighth round by the Oakland Raiders in 1977, and spent five seasons playing in the NFL with Oakland (1977-79) and Miami (1980-81) as a FB. Terry served as an assistant coach with Cleveland, Oakland, Miami and Washington, and now serves as the wide receivers coach with Atlanta.

TRANSACTIONS

- Signed as an unrestricted free agent with the Detroit Lions on 10/24/12.
- Claimed off waivers by the Jacksonville Jaguars on 11/2/11.
- Waived by the Cleveland Browns on 11/1/11.
- Originally drafted by the Cleveland Browns in the second round (36th overall) of the 2009 NFL Draft.

PRO

Fourth-year wide receiver who was a second-round pick (36th overall) by the Cleveland Browns in 2009 where he played in 31 games with 14 starts over three seasons. Claimed off waivers by the Jaguars in 2011, but was hampered by a hamstring injury that sidelined him for the season.

2012: Caught four passes for 44 yards and a touchdown in ten games with the Lions after joining the team on Oct. 24, 2012.

- Played primarily on special teams in his first game as a Lion against Jacksonville in Week 9 (11/4).
- Caught his first reception as a Lion for a gain of nine yards in Week 15 at Arizona (12/16).
- Caught one pass for five yards on a first down conversion in Week 16 vs. Atlanta (12/22).
- Hauled in his first touchdown pass as a Lion on a nine-yard strike from QB Matthew Stafford and finished with two catches for 30 yards in Week 17 vs. Chicago (12/30).

2011: Played in six games for the Browns with two starts in the first eight weeks.

- Had three receptions for 25 yards vs. Tennessee (10/2), two of which resulted in first downs.

2010: Started 11 of 14 games for the Browns, finishing with 29 catches for 310 yards and three touchdowns.

- Totaled a career-high seven receptions for 50 yards vs. Carolina (11/28).
- Had 82 yards on five receptions at Cincinnati (12/19), including a 46-yard touchdown score from QB Colt McCoy in the fourth quarter for his first career touchdown.
- Tallied two receptions for 35 yards vs. Pittsburgh (1/2) with a 20-yard TD catch to become the first Brown to have a TD reception in three straight games since Braylon Edwards in 2007.

COLLEGE

Four-year letterman from 2005-08 at Ohio State where he was a team captain and started 32 of 51 games as a Buckeye.

- Ranked eighth in school history with 127 career receptions and ninth with 1,866 receiving yards.
- Scored 24 TDs and became only the fourth player in school history with 20 or more career TD receptions.
- Was a finalist for the Draddy Trophy as a senior, given to college football's top scholar-athlete.
- Totaled 42 receptions for 535 yards (12.7 avg.) and eight touchdowns as a senior.
- 11 TDs as a junior. His 11 TDs ranked fourth on the school's single-season list.
- Also ran track and was part of the school's NCAA qualifying 4 x 100 team.
- Earned degree in business.

PERSONAL

Attended Chagrin Falls High School in Ohio where he earned first-team All-Ohio honors as a senior.

- Set school career receiving records with 118 receptions for 1,885 yards and 34 TDs.


ROBISKIE'S SINGLE-GAME BESTS

Receptions:.....7 vs. Car (11/28/10)
 Receiving Yards:.....82 at Cin (12/19/10)
 Long Reception:.....46 at Cin (12/19/10)
 Receiving Touchdowns:.....1 (three times) last vs. Pit (1/2/12)

ROBISKIE'S CAREER STATISTICS

Year	Team	G	S	RECEIVING					Lg	TD
				Rec	Yds	Avg				
2009	Cle	11	1	7	105	15.1	43	0		
2010	Cle	14	11	29	310	10.7	46	3		
2011	Cle/Jax	6	2	3	25	8.3	14	0		
2012	Det	6	0	4	44	11.0	9	1		
Totals		37	14	43	485	11.3	46	4		

Date	Opp	G	S	RECEIVING					Lg	TD
				Rec	Yds	Avg				
9/9	STL	0	0	0	0	0	0	0		
9/16	at SF	0	0	0	0	0	0	0		
9/23	at Ten	0	0	0	0	0	0	0		
9/30	MIN	0	0	0	0	0	0	0		
10/14	at Phi	0	0	0	0	0	0	0		
10/22	at Chi	0	0	0	0	0	0	0		
10/28	SEA	1	0	0	0	0	0	0		
11/4	at Jax	0	0	0	0	0	0	0		
11/11	at Min	0	0	0	0	0	0	0		
11/18	GB	0	0	0	0	0	0	0		
11/22	HOU	1	0	0	0	0	0	0		
12/2	IND	0	0	0	0	0	0	0		
12/9	at GB	1	0	0	0	0	0	0		
12/16	at Ari	1	0	1	9	9.0	9	0		
12/22	ATL	1	0	1	5	5.0	5	0		
12/30	Chi	1	0	2	30	15.0	21	1		
Totals		6	0	4	44	11.0	9	1		



TONY SCHEFFLER

85

Tight End

Western Michigan
Ht: 6-5
Born: 2/15/83
Draft: '06, R2 (61)-Den
7th Year
Wt: 255
Chelsea, Mich.
Acquired: '10, T-Den

Complete biographical information available on Detroitlions.com.

MAINE FACTS

- Has a website: TonyScheffler88.com.
- Growing up in Chelsea, Michigan, Scheffler was a Lions fan all the way through his college career and up until he was drafted by Denver. He was able to go to a lot of the games and even participated in the punt, pass and kick contest at the Silverdome.
- Scheffler is a big fan of reality TV shows, in particular *Jersey Shore*, and often gets sucked into watching shows like *The Hills* and *The Real Housewives* with his wife.
- Goes through the same routine prior to every game using the same athletic tape and stretches. Scheffler also listens to country music to mellow out and goes through his iPhone to look at pictures of his daughters, which helps him appreciate what got him to where he is today.
- Was a huge sports card collector growing up and just recently got back into the hobby, including having a large collection of sports memorabilia.
- Sometime in the near future Scheffler would like to open up a gym in the area as part of his plan to give back to the kids and the community. Scheffler is hoping for a long and successful career in Detroit and looks forward to being imbedded in the area, passing along to kids what he's learned over the years.

TRANSACTIONS

- Signed three-year contract extension (through 2013) with Lions October 16, 2010.
- Acquired via trade by the Detroit Lions from the Denver Broncos Apr. 19, 2010.
- Selected by in Denver the second round (61st overall) of 2006 NFL Draft.

PRO

Tight end Tony Scheffler was acquired by Detroit from Denver in a three-team trade in April 2010 after having spent the previous four years of his career with the Broncos. Finished 2009 season tied for fourth on the club with 31 receptions while ranking third on the team with 416 receiving yards through 15 games played with nine starts.

- Versatile tight end who can play on the line, in the slot and out wide in the Lions offense.
- Career totals include 87 games (35 starts), 225 receptions, 2778 receiving yards (12.3 avg) and 22 touchdowns.
- Led all NFL tight ends and set a Denver single-season record for tight ends with a 16.1 yards per reception average in 2008 that helped him register a career-high 645 receiving yards (40 receptions), which ranked eighth in the league at his position.
- Placed second on the Broncos in receptions (49) and receiving yards (549) in 2007, ranking 10th and 11th, respectively, in the league among his position group in those categories.
- Set a Broncos record for touchdown receptions (four) by a rookie tight end in 2006 and recorded 18 catches for 286 yards (15.9 avg.) during his first professional season.
- Owens eight receptions of at least 30 yards for his career, including a personal-best 72-yard grab that he made on Monday Night Football at Oakland (9/8/08).

2012: Caught 42 passes for 504 yards and one touchdown in 2012.

- Played an instrumental part in the Lions' 27-23 come-from-behind win over the St. Louis Rams (9/9) in the team's season home opener, catching five passes for 30 yards.
- Caught one pass for 13 yards in the Lions' 27-19 loss at San Francisco (9/16) in Week 2.
- Inactive for Week 3 at Tennessee (9/23) with a calf injury.
- Returned to action in Week 4 vs. Minnesota (9/30) and caught one pass for 16 yards.
- Finished third on the team in receiving yards with 81 in Week 6 at Philadelphia (10/14), recording three receptions on the day including a key catch (57 yards) late in the game in the Lions' comeback win over the Eagles.
- 57-yarder was second longest of his career (longest since joining the Lions).
- Caught one pass for six yards in Week 7 at Chicago (10/22).
- Finished with four receptions for 46 yards, his longest going for 20 yards, in the Lions' 28-24 win vs. Seattle in Week 8 (10/28). Scheffler and TE Brandon Pettigrew combined for 11 catches and 120 yards in the Lions win and helped spark the offense's success after losing WR Nate Burleson to injury.
- Caught two passes for 28 yards in the Lions' 31-14 win at Jacksonville in Week 9 (11/4).
- Had two receptions for 22 yards, his longest receptions going for 16 yards, in Week 11 vs. Green Bay (11/18).
- Caught five passes for 57 yards in Week 12 vs. Houston on Thanksgiving

- Day (11/22).
- Finished second on the team in receiving with three catches for 55 yards in Week 13 vs. Indianapolis (12/2).
- Caught his first touchdown pass of the season on a three-yard strike from QB Matthew Stafford and finished with three catches for 20 yards in Week 14 at Green Bay (12/9).
- Caught three passes for 36 yards, his longest going for 29 yards, in Week 15 at Arizona (12/16).
- Had four catches for 41 yards in Week 16 vs. Atlanta (12/22).
- Finished second on the team in receiving with 53 yards on a season-high five catches, his longest going for 28 yards, in Week 17 vs. Chicago (12/30).

COLLEGE

Played 35 career games with 21 starts at Western Michigan, totaling 117 receptions for 1,345 yards (11.5 avg.) with 13 touchdowns. Finished career ranked second among tight ends in both receptions and receiving yards in school history.

- Two-time first-team All-MAC choice as a starter at tight end during his final two seasons after beginning his career as a wide receiver.
- Placed fourth in voting for the John Mackey Award (nation's best tight end) as a senior, posting a career-high 57 receptions for 670 yards (11.8 avg.) with nine touchdowns.

PERSONAL

Attended Chelsea High School in Chelsea, Michigan, where he played wide receiver. Named a Detroit News Dream Team selection at Chelsea, setting a school single-season record for receiving yards (1,340) in 2000.


- 67 catches with 16 TDs as senior, helping school post an 11-1 record.
- Excelled away from football, starting on the school's basketball team and earning all-state honors as a first baseman on the baseball squad.
- Lettered three times (2003-05) on Western Michigan's baseball team, posting a .293 career batting average with 7 HRs and 41 RBI in 79 games.
- Cousin of former Purdue University basketball player Steve Scheffler, who played seven seasons (1991-97) in the NBA and spent time on the Denver Nuggets in 1992.
- Born on February 15, 1982, in Morenci, Michigan.

SCHEFFLER'S SINGLE-GAME BESTS

Receptions:	7 (four times) Last at Min 9/26/10
Receiving Yards:	101 at SD 10/19/09
Longest Reception:	72 at Oak 9/8/08
Receiving Touchdowns:	2 (twice) Last vs. SD 9/14/08
Rushing Attempts:	1 (twice) Last at Car 12/14/08
Rushing Yards:	3 vs. Ind 10/29/06

SCHEFFLER'S CAREER STATISTICS

Year	Tm	G	S	RECEIVING					RUSHING				
				Rec	Yds	Avg	Lg	TD	Att	Yds	Avg	Lg	TD
2006	Den	13	5	18	286	15.9	29	4	1	3	3.0	3	0
2007	Den	16	7	49	549	11.2	41	5	0	0	0.0	0	0
2008	Den	13	6	40	645	16.1	72	3	1	-1	-1.0	-1	0
2009	Den	15	9	31	416	13.4	52	2	0	0	0.0	0	0
2010	Det	15	4	45	378	8.4	25	1	0	0	0.0	0	0
2011	Det	15	5	27	347	12.9	36	6	0	0	0.0	-	0
2012	Det	15	4	42	504	12.0	57	1	0	0	0.0	-	0
Totals		87	35	278	2778	12.3	72	22	2	2	1.0	3	0
Year	Tm	G	S	RECEIVING					RUSHING				
				Rec	Yds	Avg	Lg	TD	Att	Yds	Avg	Lg	TD
2011	Det	1	1	1	7	7	7	0	0	0	0.0	-	0
Totals		1	1	1	7	7	7	0	0	0	0.0	-	0
Date	Opp	G	S	RECEIVING					RUSHING				
				Rec	Yds	Avg	Lg	TD	Att	Yds	Avg	Lg	TotY
9/9	STL	1	0	5	30	6.0	10	0	0	0	0.0	0	30
9/16	at SF	1	0	1	13	13.0	13	0	0	0	0.0	-	13
9/23	at Ten	0	0	0	0	0.0	0	0	0	0	0.0	-	0
9/30	MIN	1	0	1	16	16.0	16	0	0	0	0.0	0	16
10/14	at Phi	1	0	3	81	27.0	57	0	0	0	0.0	0	81
10/22	at Chi	1	1	6	60	6	6	0	0	0	0.0	-	6
10/28	SEA	1	0	4	46	11.5	20	0	0	0	0.0	-	46
11/4	at Jax	1	0	2	28	14.0	28	0	0	0	0.0	-	28
11/11	at Min	1	0	0	-	-	-	0	0	0	0.0	-	0
11/18	GB	1	0	2	22	11.0	16	0	0	0	0.0	-	22
11/22	HOU	1	0	5	57	11.4	14	0	0	0	0.0	-	57
12/2	IND	1	1	3	35	18.3	29	0	0	0	0.0	-	35
12/9	at GB	1	3	20	67	13	13	1	0	0	0.0	-	20
12/16	at Ari	1	0	3	36	12.0	29	0	0	0	0.0	-	36
12/22	ATL	1	0	4	41	10.3	18	0	0	0	0.0	-	41
12/30	CHI	1	0	5	53	10.6	28	0	0	0	0.0	-	53
Totals		15	4	42	504	12.0	57	1	0	0	0.0	-	504



RICARDO SILVA

Safety
Hampton

Ht: 6-3
Born: 5/9/88
Draft: '11 FA-Det

Rookie
Wt: 225
Baltimore, Md.
Acquired: '11 FA

39

Complete biographical information available on Detroitlions.com.

TRANSACTIONS

- Signed to the Lions active roster November 29, 2011.
- Signed to the Lions practice squad September 5, 2011.
- Released by the Lions September 3, 2011.
- Signed by the Detroit Lions on July 29, 2011.
- Released by the Detroit Lions on September 3, 2012.
- Signed to the Lions practice squad September 5, 2012.
- Signed to the Lions active roster from the practice squad on September 29, 2012

PRO

Signed to the Detroit Lions active roster from the practice squad on September 29, 2012 and made an immediate impact at the safety position.

- Career totals include 14 games (6 starts), 37 tackles (28 solo), one interception, 26 interception return yards, three pass defenses, one fumble recovery and three special teams tackles.

2012: Finished sixth on the team in tackles in 2012 with 37 (28 solo), one interception for 26 yards and three pass defenses. Made an immediate contribution in an injury-laden Lions secondary with his good ball skills and quickness.

- Started at free safety in his first NFL regular season game in Week 4 vs. the Vikings (9/30), finishing the game with five tackles (four solo) and one pass defended. Part of a Lions secondary defense that allowed just 100 net passing yards against the Vikings. It was the lowest team passing output the Lions allowed since they yielded just 56 yards at Cleveland October 23, 2005.
- Starting at safety in Week 8 at Seattle, recorded his first career interception on a deep pass from Seahawks QB Russell Wilson and finished with four tackles (three solo) in the game. Finished game with two takeaways when he recovered a fumble on the game's final play.
- Had one solo tackle in the Lions' 31-14 win at Jacksonville in Week 9 (11/4).
- Tied his career high for total tackles in a game with five solo tackles in Week 10 at Minnesota (11/11).
- Tied his career high for total tackles in the second straight week in Week 11 vs. Green Bay, finishing with five solo tackles against the Packers. Also recorded one special teams tackle.
- Set a new career high and finished fourth on the team in tackles with six total tackles and had one pass defended in Week 12 vs. Houston on Thanksgiving Day (11/22).
- Had two solo tackles in Week 13 vs. Indianapolis (12/2).
- Set a new career-high in total tackles with nine (six solo) and finished second on the team in Week 14 at Green Bay (12/9).
- Inactive in Week 15 at Arizona (12/16).
- Returned to action in Week 16 vs. Atlanta (12/22) and recorded one special teams tackle.
- Inactive in Week 17 vs. Chicago (12/30).

2011: Spent the majority of the 2011 season on the Lions practice squad until joining the active roster for the final five games of the season.

- Registered 2 special teams tackles at Oakland (12/18), the first of his career.
- Registered one special teams tackle in the Lions Wild Card playoff game at New Orleans (1/7/12).

COLLEGE

Transferred to Hampton from Bowie State

- Two-year starter for Hampton
- First team All-MEAC as a senior in 2010
- 74 tackles and 4 interceptions in 2010
- Third on the team with 66 tackles in 2009

PERSONAL

- Has two sisters, Rachel and Candis.
- Son of Ricardo and Rhonda Silva.
- Political science major at Hampton.

SILVA'S SINGLE-GAME BESTS

Tackles:	6 vs. Hou (11/22/12)
Passes Defended:	1 vs. Min 9/30/12
Interceptions:	1 vs. Sea (10/28/12)

SILVA'S CAREER STATISTICS


Year	Tm	G	S	TT	ST	AT	Sk	SkY	Int	Yds	TD	PD	FF	FR	Yds	TD	STT
2011	Det	4	0	0	0	0	0	0	0	0	0	0	0	0	0	0	0
2012	Det	10	6	37	28	9	0	0	1	26	0	3	0	1	0	0	3
Totals		14	6	37	28	9	0	0	1	26	0	3	0	1	0	0	3

POSTSEASON

Year	Tm	G	S	TT	ST	AT	Sk	SkY	Int	Yds	TD	PD	FF	FR	Yds	TD	STT
2011	Det	1	0	0	0	0	0	0	0	0	0	0	0	0	0	0	1
Totals		1	0	0	0	0	0	0	0	0	0	0	0	0	0	0	1

2011 (Det)

Date	Opp	G	S	TT	ST	AT	Sk	SkY	Int	Yds	TD	PD	FF	FR	Yds	TD	STT
9/9	STL	0	0														
9/16	at SF	0	0														
9/23	at Ten	0	0														
9/30	MIN	1	1	5	3	2	0	0	0	0	0	1	0	0	0	0	0
10/14	at Phi	0	0														
10/22	at Chi	1	0	0	0	0	0	0	0	0	0	0	0	0	0	0	0
10/28	SEA	1	1	4	3	1	0	0	1	26	0	1	0	1	0	0	0
11/4	at Jan	1	1	1	0	0	0	0	0	0	0	0	0	0	0	0	0
11/11	at Min	1	1	5	5	0	0	0	0	0	0	0	0	0	0	0	0
11/18	GB	1	1	5	5	0	0	0	0	0	0	0	0	0	0	0	1
11/22	HOU	1	0	6	3	3	0	0	0	0	0	1	0	0	0	0	0
12/2	IND	1	0	2	2	0	0	0	0	0	0	0	0	0	0	0	0
12/9	at GB	1	1	9	6	3	0	0	0	0	0	0	0	0	0	0	1
12/16	at Ari	0	0														
12/22	ATL	1	0	0	0	0	0	0	0	0	0	0	0	0	0	0	1
12/30	Chi	0	0														
Totals		10	6	37	28	9	0	0	1	26	0	3	0	1	0	0	3



ROB SIMS

Guard
Ohio State
Ht: 6-3
Born: 12/6/83
Draft: '06, R4 (128)-Sea

7th Year
Wt: 312
Macedonia, Ohio
Acquired: '10, T-Sea

67

Complete biographical information available on Detroitlions.com.

MAJOR FACTS

- Voted by his teammates for the Eric Andolsek Top Offensive Lineman Award in 2012.
- Twitter: @RobASims.
- Raised as a fan of the Cleveland Browns for whom his late father, Robert "Mickey" Sims, played defensive tackle for three seasons (1977-79). Enjoyed watching Orlando Pace and Corey Stringer. He also liked the Dallas Cowboys when Emmitt Smith played for them.
- Enjoys watching movies and has over 500 DVDs. His favorite actors include: Will Smith, Denzel Washington and Al Pacino.
- Would like to be involved in business after he is done playing football and is currently part owner of a gym in Cleveland.

TRANSACTIONS

- Signed four-year contract extension (through 2014) with Lions October 8, 2010.
- Acquired via trade by the Detroit Lions Apr. 6, 2010 from the Seattle Seahawks.
- Placed on Reserve/Injured list by the Seahawks Sept. 10, 2008.
- Drafted by the Seattle Seahawks in the fourth round (128th overall) of the 2006 NFL Draft.

PRO

Soon became the starter at left guard after joining Detroit via trade with Seattle in 2010. Played all 16 games last season and helped solidify the left side of the offensive line.

- Has appeared in 93 games (82 starts) during his career, and has played in five postseason games (five starts).
- With the Lions starting lineup of Sims, LT Jeff Backus, C Dominic Raiola, RG Stephen Peterman and RT Gosder Cherilus in the team's season opener 27-23 win over St. Louis (9/9), the offensive line became the unit that marked the first time a Lions team has started the same offensive line combination for three consecutive years since 1980-82 (LT Karl Baldscheller, LG Homer Elias, C Amos Fowler, RG Russ Bolinger and RT Keith Dorne). With starts by all five offensive linemen, they moved their collective total of regular season starts with the Lions to 494, the most starts by an offensive line unit with one team in the NFL.
- Played first four seasons (2006-09) with the Seahawks.
- In 2009, Sims saw action in 14 games with 14 starts at left guard and was inactive for two contests with an ankle injury.
- Played and started in only one game during the 2008 season after being placed on injured reserve with a pectoral injury.
- Started in all 16 games played in 2007, including both postseason matchups.
- Saw time in 14 games during his 2006 rookie campaign with three starts, and played and started in both postseason appearances.
- Started all four playoff games during his first two seasons for Seattle and helped Shaun Alexander rush for 108 yards and two touchdowns in NFC Divisional Playoff his rookie year at Chicago (1/14/06).

2012: Played and started in all 16 games and helped pave the way for 17 rushing touchdowns and almost 5,000 yards passing from QB Matthew Stafford. Part of unit that ranked fourth in the NFL in sacks allowed per pass play.

- With the Lions starting lineup of Sims, LT Jeff Backus, C Dominic Raiola, RG Stephen Peterman and RT Gosder Cherilus in the team's season opener win against St. Louis (9/9), the offensive line became the unit that marked the first time a Lions team has started the same offensive line combination for three consecutive years since 1980-82 (LT Karl Baldscheller, LG Homer Elias, C Amos Fowler, RG Russ Bolinger and RT Keith Dorne). With starts by all five offensive linemen, they moved their collective total of regular season starts with the Lions to 494, the most starts by an offensive line unit with one team in the NFL.
- Part of the Lions offensive line in Week 3 at Tennessee that helped Detroit's offense gain 583 yards against the Titans. Detroit set a new all-time team single-game record with 583 total yards, breaking the previous record of 582 vs. the New York Yanks November 23, 1950.
- Helped pave way for 141 rushing yards against the Titans (36 attempts), along with RB Mikel Leshoure gaining 100 yards. Leshoure became the first Lions rusher to gain 100 yards in a debut since RB Billy Sims in 1980.
- Of 92 offensive plays at Tennessee, only four were negative plays (one sack, three negative rushes).
- Helped the Lions' offensive line hold the Eagles' defense to no sacks on the day in the Lions' comeback 26-23 overtime win at Philadelphia in Week 6 (10/14). Offensive line also paved the way for 138 yards on the ground (4.9 average) with only three rushes for loss (four yards) on 28 attempts.
- The offensive line saw their best game of the season in Week 9 at Jacksonville (11/4), helping RBs Mikel Leshoure and Joique Bell combine

for four rushing touchdowns against the Jaguars and tally 149 yards on the ground in the Lions' 31-14 win.

- Helped the Lions ground game to two rushing touchdowns from RBs Mikel Leshoure and Joique Bell, respectively, in Week 12 vs. Houston on Thanksgiving Day (11/22).
- Contributed to an offensive line effort that allowed zero sacks against the Colts' pass rush in Week 13 vs. Indianapolis (12/2).

2011: Team's starting left guard. Started all 16 games for the second-consecutive year. Offense was 10th in NFL in sacks per pass play (5.1 pct) yielding 36 sacks on 702 pass plays.

- Recovered a fumble on first-and-10 in the third quarter in season opener at Tampa Bay (9/11). Sims' recovery kept the Lions' offense on the field to score on a 1-yard touchdown from QB Matthew Stafford to WR Calvin Johnson. Also in the game, the offensive line unit allowed no sacks and helped the team rush for 126 rushing yards in the win.

The Lions' season opener marked the first time since 1981-82 that the Lions have started the same offensive line (same personnel at same positions) in consecutive years on opening day. Sims, LT Jeff Backus, C Dominic Raiola, G Stephen Peterman and T Gosder Cherilus was the team's regular starting offensive line last year for the Lions, including on opening day. The last offensive group to start in consecutive years was LT Karl Baldscheller, LG Homer Elias, C Amos Fowler, RG Russ Bolinger and RT Keith Dorne. That group started on opening day in that lineup three consecutive years (1980-82).

- In the home opener vs. Kansas City (9/18), was part of an offensive line that allowed no sacks for the second consecutive game. The Lions offense generated 48 points in the victory over the Chiefs, the most points scored by the Lions since they garnered 55 points in a Thanksgiving Day 55-20 win over Chicago (11/27/97). That game was also the last time the team scored 6 offensive touchdowns (rushing and receiving) in a single game. The last time the Lions scored 6 offensive touchdowns in a game of which at least 4 were via the pass was a 48-17 win over Chicago (10/19/81).

- Helped protect Matthew Stafford in order for him to set a new franchise record 63 passing attempts vs. Chicago (11/13).

COLLEGE

Started 40 of 47 games for the Buckeyes, earning 12 of those starts at left guard. Shifted to left guard from left tackle prior to senior season earning All-Big Ten Conference first-team honors.

- Made 28 starts at left tackle as an underclassman and produced 83 key blocks and eight touchdown-resulting blocks for an offense that collected 5,068 yards, an average of 422.8 yards per game his senior year.
- His ability to shut down the blitz and stunts saw the offensive line allow only 18 quarterback sacks on the season.
- Took over left tackle duties when incumbent Ivan Douglas was sidelined with health problems (blood clot) during sophomore season.

PERSONAL

Son of the late Cleveland Browns tackle Robert "Mickey" Sims (1977-79). Was a first-team All-Ohio selection at offensive tackle during senior season at Nordonia High School.

- Started at guard as a sophomore and junior before moving to tackle his senior season.
- Earned letters in basketball and two in track, finishing fourth in the state in the shot put as a senior.
- Communications major at Ohio State.

SIMS' CAREER STATISTICS

Year	Tm	G	S
2006	Sea	14	3
2007	Sea	16	16
2008	Sea	1	1
2009	Sea	14	14
2010	Det	16	16
2011	Det	16	16
2012	Det	16	16
Totals		93	82

POSTSEASON

Year	Tm	G	S
2006	Sea	2	2
2007	Sea	2	2
2011	Det	1	1
Totals		5	5



KEVIN SMITH

Running Back
Central Florida

Ht: 6-1

Born: 12/17/86

Draft: '08, R3 (64)-Det

5th Year

Wt: 217

Miami, Fl.

30

Complete biographical information available on Detroitlions.com.

MANE FACTS

- Smith grew up as a fan of the Miami Dolphins, though he was a big fan of Dallas Cowboys, RB Emmitt Smith, WR Michael Irvin, TE Jay Novacek and CB Deion Sanders (when he was with the Falcons).
- One of Smith's favorite TV programs is *America's Best Dance Crew*. His favorite actor is Denzel Washington and favorite movie is *Training Day*.
- On game days, Smith relies on the hot tub to relax and loosen himself up before meditating to get focused. He prefers to wear his socks high and, in fact, prefers two pair of socks.
- Smith collects Air Jordan tennis shoes.

TRANSACTIONS

- Signed by the Lions on November 7, 2011.
- Placed on Reserve/Injured list by the Lions December 15, 2009.
- Drafted by the Detroit Lions in the third round (64th overall) of the 2008 NFL Draft.

PRO

Productive as both a rusher and a receiver, he has also proven effective in the backfield as a pass protector. Career rushing totals include 561 attempts for 2,212 yards and 16 touchdowns. Led the team in rushing in both 2008 and 2009.

- Played in 54 games (31 starts) during his career.
- As a receiver, he has tallied career totals of 122 catches for 1,078 yards and 5 touchdowns.
- Led Detroit with 1,162 yards from scrimmage in 2009 while playing through shoulder injuries through most of the first 13 games. He also led the team with 747 rushing yards, was second with 41 receptions and third with 415 receiving yards.
- Had solid rookie season when he led the team in rushing attempts (238), rushing yards (976), rushing average (4.2) and rushing touchdowns (eight).

2012: Carried the ball 37 times for 134 yards and one touchdown in 2012.

- Caught the game-winning touchdown pass (five yards) with :10 left to play in the Lions' season home opener against the Rams (9/9) that gave the team a 27-23 lead. He ended the day against the Rams with 51 total yards (62 rushing and 29 receiving) and two total touchdowns.
- Led the Lions in rushing with 53 yards on 16 carries and also caught two passes for 17 yards in the Week 2 at San Francisco (9/16).
- Did not play vs. Minnesota (9/30).
- Inactive at Philadelphia in Week 6 (10/14).
- Inactive at Chicago in Week 7 (10/22).
- Returned to action on offense in the Lions 28-24 win over Seattle (10/28) and had one reception for 7 yards.
- Had one carry for nine yards in Week 9 at Jacksonville (11/4).
- Carried the ball once for four yards in Week 11 vs. Green Bay (11/18).
- Had three carries for six yards in Week 12 vs. Houston on Thanksgiving Day (11/22).
- Caught one pass for 13 yards in Week 15 at Arizona (12/16).
- Inactive in Week 17 vs. Chicago (12/30).

2011: Made season debut with the Lions at Chicago (11/13). Had 72 attempts for 356 yards (4.9 avg) and 4 touchdowns on the ground and 22 catches for 179 yards (8.1 avg) and 3 touchdowns as a receiver.

- Smith rushed for career-high 140 yards (16 attempts; 8.8 avg) and tied a career high with 2 rushing touchdowns vs. Carolina (11/20). He also caught 4 passes for 61 yards and a touchdown.
- His 201 total yards from scrimmage (140 rushing, 61 receiving) set a new career high as did his 3 total touchdowns (2 rush, 1 pass).
- In the second quarter, he registered a 43-yard run, which was the second longest of his career. His only longer run was a 50-yard run at Minnesota 10/12/08. He then caught a pass on the next play and took it 28 yards for a touchdown. In back-to-back plays, Smith accounted for 71 yards from scrimmage and a touchdown (43-yard run, 28-yard pass).

COLLEGE

Established new school career rushing records with 905 carries for 4,864 yards (5.37 avg) and 45 touchdowns. His 4,864 yards rank second in Conference USA history; his 180 points scored in 2007 rank fourth on the NCAA season-record chart. During his senior campaign Smith set a major college record of 430 rushing attempts, topping the old mark of 405 carries by Marcus Allen (USC) in 1981 and falling just 62 yards shy of setting the NCAA season-rushing record of 2,628 yards set by former Lions great, Barry Sanders (Oklahoma State) in 1988.

- Started 34-of-36 games at Central Florida.
- Led the nation in rushing in 2007, becoming the second player in NCAA major college annals to rush for over 2,500 yards in a season as a senior in 2007.

- All-Conference USA first-team choice and named co-Offensive Player of the Year while setting school and league records with 2,567 yards and 29 touchdowns, as his 450 carries (5.7 avg) set another NCAA season-record list. Also ranked third in the nation with 2,809 all-purpose yards, an average of 200.64 yards per game.
- As a sophomore, he was a second-team All-Conference USA selection, despite playing in just nine games.
- Led the team with 206 carries for 934 yards (4.5 avg) and seven touchdowns in 2006.
- As a true freshman, he earned Freshman All-American and Freshman All-Conference USA selection by the Gridiron Report. Set a school rushing record for freshman with 1,178 yards on 249 carries (4.7 avg) and nine touchdowns.

PERSONAL

Lettered three times in football at Southridge High School and was a two-time All-Dade County selection as both a running back and free safety, recording 53 tackles and four interceptions during his senior season.

- As a junior, he rushed for 1,125 yards and 15 touchdowns.

- He was a member of the school's Academic Honor Roll.


- Son of Pam and Mario Smith.

SMITH'S SINGLE-GAME BESTS

Rushing Attempts.....	28 at GB 12/28/08
Rushing Yards.....	140 vs. Car 11/20/11
Long Rush.....	50 at Min 10/12/08
Rushing Touchdowns.....	2 vs. Car 11/20/11
Receptions.....	7 vs. Was 10/26/08
Receiving Yards.....	104 vs. Cle 11/22/09
Long Reception.....	63t vs. Cle 11/22/09
Receiving Touchdowns.....	1 (5 times) Last vs. St 9/8/12
Total Yards.....	201 vs. Car 11/20/11

SMITH'S CAREER STATISTICS

		RUSHING							RECEIVING						
Year	Tm	G	S	Att	Yds	Avg	Lg	TD	Rec	Yds	Avg	Lg	TD	TYds	
2008	Det	15	12	238	976	4.1	50	8	39	286	7.3	27	0	1162	
2009	Det	13	13	217	747	3.4	31	4	41	415	10.1	63t	1	1258	
2010	Det	6	0	34	133	3.9	15	0	11	123	11.2	27	0	256	
2011	Det	7	4	72	356	4.9	43	4	22	179	8.1	28	3	508	
2012	Det	12	2	38	138	3.6	19	1	9	75	8.3	13	1	213	
Totals		54	31	599	2350	3.9	50	17	122	1078	8.8	63t	5	3397	
POSTSEASON		RUSHING							RECEIVING						
Year	Tm	G	S	Att	Yds	Avg	Lg	TD	Rec	Yds	Avg	Lg	TD		
2012	DET	1	1	6	21	3.5	9	0	2	20	10	13	0	41	
Totals		1	1	6	21	3.5	9	0	2	20	10	13	0	41	
2012 (DET)		RUSHING							RUSHING						
Date	Opp	G	S	Att	Yds	Avg	Lg	TD	Att	Yds	Avg	Lg	TD	TotYds	
9/16	at SF	1	1	16	53	3.3	9	0	2	17	8.5	12	0	70	
9/23	at Ten	1	0	0	0	0	0	0	0	0	0	0	0	0	
9/30	MIN	0	0	DID NOT PLAY											
10/7	at Atl	0	0	INACTIVE											
10/14	at Phi	0	0	INACTIVE											
10/22	SEA	1	0	1	1	1.0	1	0	1	7	7.0	7	0	8	
11/4	at Jax	1	0	3	8	2.7	5	0	1	9	9.0	9	0	17	
11/11	at Min	1	0	0	0	0	0	0	0	0	0	0	0	0	
11/18	GB	1	0	4	4	4.0	4	0	0	0	--	--	0	0	
11/22	HOU	1	0	3	6	2.0	6	0	0	0	--	--	0	6	
12/2	IND	1	0	0	0	0	0	0	0	0	--	--	0	0	
12/5	at GB	1	0	0	0	0	0	0	0	0	--	--	0	0	
12/16	at Ari	1	0	0	0	0	0	0	1	13	13.0	13	0	13	
12/22	ATL	1	0	1	4	4.0	4	0	0	0	--	--	0	4	
12/30	CHI	0	0	INACTIVE											
Totals		12	2	38	138	3.6	19	1	9	75	8.3	13	1	213	



AMARI SPIEVEY

Safety

Iowa

Ht: 5-11

Born: 4/15/88

Draft: '10, R3 (66)-Det

3rd Year

Wt: 195

Middletown, Conn.

42

Complete biographical information available on Detroitlions.com.

MANE FACTS

- Before every game, Amari likes to clear his mind and just relax.
- Amari loves to draw and uses pens, pencils, and even charcoal to create his designs.
- His favorite movie series is Austin Powers.
- When he decides to step away from football, Amari would like to travel and relax.

TRANSACTIONS

- Selected by the Detroit Lions in the third round (66th overall) in the 2010 NFL Draft.

PRO

Spievey has made the transition from college cornerback to NFL safety, and he started nine games at strong safety as a rookie. Brings ball skills and athleticism to the Lions' backfield.

- Saw action in all 16 games of the 2010 regular season, starting in nine. Finished with 46 tackles (33 solo), 2 interceptions (35 yards) and 5 special teams tackles.
- Selected in the third round (66th overall) of the 2010 NFL Draft.
- 2012: Played in five games (two starts) in 2012, recording 18 total tackles (14 solo) and three special teams tackles before being placed on Reserve/Injured for the rest of the season.
- Played primarily on special teams cover units in season opener vs. St. Louis (9/9).
- Saw action in defensive backfield and special teams, recording one tackle in the Lions' 27-19 loss at San Francisco (9/16) in Week 2.
- Recorded three solo tackles in the Lions' 44-41 (OT) loss at Tennessee in Week 3 (9/23). Recovered crucial onside kick with 16 seconds remaining that put the team in position to tie the game on a 46-yard pass play at the end of regulation to force overtime.
- Inactive vs. Minnesota (9/30).
- Returned to action in Week 6 at Philadelphia, reuniting with S Louis Delmas and finishing with five tackles (four solo) in the Lions' 26-23 overtime win over the Eagles.
- Led the team in tackles with eight (six solo) in the Lions' 13-7 loss at Chicago in Week 7 (10/22) before leaving the game due to injury.
- Inactive in Week 8 vs. Seattle (10/28) with a concussion.
- Inactive in Week 8 vs. Seattle (10/28) and Week 9 at Jacksonville with a concussion.
- Inactive in Week 10 at Minnesota with a concussion (11/11).
- Placed on Reserve/Injured on 11/12 with a concussion and missed the rest of the season.

2011: Claimed team's starting strong safety position. Has 68 tackles, 3 interceptions, 4 pass defenses, 1 fumble recovery and 2 special teams tackles on the year.

- Picked off the Lions' second interception of the first half and returned it for 15 yards vs. the Chiefs (9/18). It set up a Lions 28-yard field goal to complete the team's first half scoring. It was Speiwey's third interception of his career. The team's 3 interceptions were all recorded by members of the secondary (Speiwey, CB Chris Houston and CB Eric Wright). The last time the secondary recorded 3 picks in a game was in a 16-7 win at Chicago (10/28/07).
- Recorded second interception of the season vs. San Francisco (10/16) in the third quarter. Pick came on second-and-11 at the Lion's 21-yard line, returned it 30 yards to the 49ers' 49-yard line.
- Recorded this interception of the season vs. Atlanta (10/23) on the first play of the fourth quarter. Three interceptions on the season is a career-high for the second-year safety. With two interceptions on the day (CB Eric Wright), the defense moved their season total to 10 in the first seven games.

COLLEGE

Spievey started every game that he played in (26) at Iowa, recording 124 tackles (86 solos) with two stops for losses totaling minus four yards, as he forced one fumble, had fourteen pass deflections and picked off six passes for 127 yards in returns (21.1 avg). Added five kickoff returns for 80 yards (16.0 avg) and had four punt returns for seven yards (1.7 avg).

- All-American third-team pick by College Football Insiders in 2009, earning honorable mention from Pro Football Weekly. All-Big Ten Conference first-team selection by The NFL Draft Report and the league's coaches, earning second-team honors from the media. Started all 13 games at right cornerback, recording 56 tackles (42 solos) with a stop for a 3-yard loss. Deflected eight passes and intercepted two others. Gained 73 yards on four kickoff returns (18.25 avg) and seven yards on four punt returns. Also performed on the punt coverage unit, registering five solo stops.
- As a sophomore in 2008 was an All-American selection by College

Football News. Earned All-Big Ten Conference second-team honors from the league's coaches. Returned to Iowa and claimed the right cornerback position, ranking third on the team with 68 tackles (44 solos), as he had one stop behind the line of scrimmage, a pressure and a forced fumble. Deflected six passes and intercepted four others for 127 yards in returns, including a touchdown.

- In 2007, attended Iowa Central (Dodge City, Ia.) Community College, named first team All-American—just fifth in school's history. Started 10 games at right cornerback, gaining 242 yards with two touchdowns on seven interceptions. Returned two kickoffs for scores and blocked four punts. Recorded 55 tackles (43 solos) with nine pass deflections.

PERSONAL

- Attended Xavier (Middleton, Ct.) High School, playing football for head coach Sean Marinan. Named the Connecticut Player of the Year and was a two-time All-State selection by both the New Haven Register and Hartford Courant. Led the team to the state championship as a senior and closed out his career as the school's all-time leading rusher, amassing 3,806 yards and 50 touch-downs. Also scored eight touchdowns on 53 receptions for 858 yards.
- The tailback and defensive back recorded 87 tackles and 16 interceptions, including two returned for touchdowns during his career.
 - Also returned three punts and two kickoffs for touchdowns at Xavier.
 - During his team's championship season, he produced seven interceptions and 24 tackles, including two for 26 yards and 26 touchdowns as a tailback, leading the squad to an undefeated season.
 - Son of Romonda Snievev, Born Amari Snievev on Apr. 15, 1988.

SPIEVEY'S SINGLE-GAME BESTS

Tackles: 10 vs. NE 11/25/10
Special Teams Tackles: 1 (five times) last vs. CHI 12/5/10
Interceptions: 1 (five times) last vs. SF 10/16/11
Sack: 1 at Min 9/25/11

SPIEVEY'S CAREER STATISTICS

Year	Tm	G	S	TT	ST	AT	Sk	Yds	Int	Yds	TD	PD	FF	FR	Yds	TD	STT
2010	Det	16	9	46	33	13	0	0	2	35	0	3	0	0	0	0	5
2011	Det	15	15	68	60	8	1	0	3	47	0	4	0	1	0	0	2
2012	Det	5	2	18	14	4	0	0	0	0	0	0	0	0	0	0	3
Totals		36	26	132	107	25	1	0	5	82	0	7	0	1	0	0	10

POSTSEASON

[illegible]2012 (Det.
Date, Opp.[illegible]



MATTHEW STAFFORD

Quarterback
Georgia
Ht: 6-3
Born: 2/7/88
Draft: '09, R1 (1)-Det
4th Year
Wt: 232
Highland Park, Texas
9

Complete biographical information available on Detroitlions.com.

MAINE FACTS

- 2013 Pro Bowl Alternate
- Named 2011 AP Comeback Player of the Year.
- Voted by fans the 2012 ESPY for Best Comeback Athlete.
- During the Lions' dramatic 38-37 last second, come-from-behind win against Cleveland at Ford Field when he set an NFL rookie passing records for yards (422) and tied a record for touchdowns (five), Stafford was m'ic'd up by NFL Films for that memorable win. Stafford suffered a shoulder injury on the last timed play of regulation. Following a pass interference penalty in the endzone and a Browns timeout, Stafford forced himself back on the field for one more throw that resulted in the game winning touchdown to TE Brandon Pettigrew. As published in the Detroit Free Press: *NFL Films president Steve Sabol said Stafford "earned a lasting place in the cinematic folklore of the NFL."* *Stafford was wired for sound when he suffered an AC joint separation, came back and threw the winning touchdown with no time left against the Browns. Sabol called it "the most dramatic play wiring ever" -- and NFL Films has wired more than 350 players since 1965.*
- Was named NFC Offensive Player of the Week and was voted Rookie of the Week for Week 11 of the 2009 season.
- Attended Highland Park High School in Dallas, Texas, the same high school that Lions Hall of Famers QB Bobby Layne and RB Doak Walker attended. Layne and Walker led the Lions to NFL Championships in 1952 and 1953. Layne also led the team to the 1957 NFL Championship.
- While growing up in Texas, he was fan of the Dallas Cowboys.
- After his football career, he would like to either coach or work in broadcasting and then one way or the other play a lot of golf.
- Among his favorite TV shows are: *Entourage* and *Eastbound and Down*; favorite movies: *Blood Diamond* and *Gladiator*; favorite actor/entertainer: Will Ferrell.

TRANSACTIONS

- Placed on Reserve/Injured by the Lions December 24, 2010.
- Placed on Reserve/Injured by the Lions December 26, 2009.
- Drafted by the Detroit Lions in the first round (1st overall) of the 2009 NFL Draft.

PRO

As the Lions starting signal caller, Stafford combines great arm strength and accuracy with exceptional ability to read opponents defenses to lead the team's offense.

- Stafford completed 37-of-56 passes for 443 yards against Atlanta in Week 16 (12/22). On his 22nd completion of the game, he surpassed Hall of Fame QB Bobby Layne (1,074) for the most pass completions in Lions history. His new team record now stands at 1,114 completions, becoming the first quarterback in Lions history to complete 1,100 career passes.
- Stafford's 37 completions vs. the Falcons established a new Lions single-game record. Stafford (at GB 1/1/12) and QB Charlie Batch (at Arz 11/8/01) held the previous record of 36.
- With 42 pass attempts vs. Chicago in Week 17 (12/30), Stafford set the NFL record for single-season attempts by registering 727 pass attempts. He broke the record held by QB Drew Bledsoe (691) in 1994. Stafford is the first player in NFL history to attempt 700 passes in a season.
- Stafford has the two highest seasons of pass attempts (727 in 2012 and 663 in 2011) in team history.
- The stafford and QB Bobby Layne (332 in 1951 and 336 in 1950) are the only Lions quarterbacks to ever lead the NFL in pass attempts. Stafford joined Layne as the only Lions players to accomplish this twice and to do it in back-to-back seasons.
- Stafford's three touchdown passes against the Bears moved his season total to 20, and he became the first Lions quarterback in team history to throw for 20 touchdowns in two different seasons.
- Stafford's three touchdown passes against the Bears also moved his career total to 80. He surpassed QB Scott Mitchell (79) for third on the Lions all-time career touchdown passes list and is now tied with QB Greg Landry (80) for the second most touchdown passes in team history.
- Stafford threw for 272 yards vs. Chicago (12/30) and ended the season with 4,967 passing yards, the second-most in franchise history for a season (Stafford, 5,038 in 2011).
- With 272 passing yards vs. the Bears, Stafford (12,807) moved past QB Scott Mitchell (12,647) for second place on the team's all-time career passing list.
- Stafford (435) broke his own team single-season franchise record of 421 completions set in 2011.
- Stafford became just the second quarterback in NFL history to register 420 completions in two different seasons. He joins Brees (422 in 2012;

- 469 in 2011; 448 in 2010; 440 in 2007) as the only passers in history to accomplish this feat.
- Stafford's 264 yards at Green Bay in Week 14 (12/9) gave him 4,006 yards through 13 games, the first time in franchise history a quarterback reached 4,000 yards through the first 13 games of the season. By reaching 4,000 passing yards this year, he became the second passer in team history to throw for 4,000 yards in two seasons (QB Jon Kitna, 2006-07).
- With 27 pass completions in Week 13 vs. Indianapolis (12/2), Stafford surpassed 1,000 career completions in 41 games. He became the third passer in team history to register 1,000 pass completions (Bobby Layne, 1,074; Scott Mitchell, 1,049). Stafford now has 1,002 career completions. He also passed QB Joey Harrington (986) for third place on the Lions all-time career completions list.
- He reached 1,000 pass completions the fastest in Lions' history by doing so in his 41st career game. Layne reached 1,000 completions in 86 games and Mitchell accomplished this in 55 games.
- Stafford set a new Lions record on Thanksgiving Day with 441 yards on 31-of-61 passing yards this year, he became the second passer in team history to throw for 4,000 yards in two seasons (QB Jon Kitna, 2006-07).
- Day (11/22) ranks third-all time in Lions history for single-game passing yards and it is the second highest of his career.
- On the first completion of the game (25 yards to WR Ryan Broyles), Stafford surpassed 3,000 yards in the season first 11 games for the second-consecutive year. Passing for 3,000 yards in the first 11 games is a franchise record, and Stafford is the only player in team history to accomplish this feat.
- With three touchdown passes in Week 10 at Minnesota (11/11), Stafford reached 71 career touchdown passes in 38 games, becoming only the third player in NFL history to throw 70 touchdowns in fewer than 40 games. He joins Hall of Fame QB Dan Marino (29) and QB Kurt Warner (31) as the only quarterbacks in NFL history to throw 70 touchdown passes in fewer than 40 games.
- Stafford also became the fourth Lions quarterback in team history to throw 70 career touchdown passes, which includes Hall of Fame QB Bobby Layne (118), QB Greg Landry (80) and QB Scott Mitchell (79).
- With 329 passing yards at Minnesota (11/11), Stafford reached 2,500 yards in the first nine games of the season for the second consecutive year. In 2011, he threw for 2,508 yards in the first nine games of the season. With 2,722 yards, Stafford has the most passing yards through nine games by a Lions quarterback.
- Stafford, who has now accomplished this twice, is the only quarterback in team history to throw for 2,500 yards in the season's first nine games of the season.
- On a 28-yard completion to TE Tony Scheffler in the first quarter at Jacksonville (11/4), Stafford surpassed 10,000 yards for his career. He became the second fastest player in NFL history to reach 10,000 career yards, doing so in 37 career games. Only QB Kurt Warner took fewer games (36) to reach 10,000 career passing yards.
- Stafford is also the fourth youngest quarterback (24 yrs, 271 days) to throw for 10,000 career yards. Only QB Drew Bledsoe (23, 299), QB Dan Marino (24 yrs, 63 days) and QB Peyton Manning (24 yrs, 212 days) reached 10,000 career yards at younger ages. Among Lions quarterbacks, Stafford broke the franchise record for fewest games to pass for 10,000 yards with 37. Previously, QB Scott Mitchell held the fastest mark when he threw for 10,000 yards in 45 games.
- Stafford also became the seventh quarterback in Lions history to throw for 10,000 yards with the club.
- In Week 8 vs. Seattle, Stafford rallied the Lions to a 28-24 comeback victory over the Seahawks in Week 8 (10/28) as he connected with WR Titus Young on a 1-yard touchdown pass with 20 seconds remaining in the fourth quarter. The game-winning drive was the ninth of his career.
- The 17-point comeback at Philadelphia (10/14/12) was Stafford's eighth career game-winning drive in the fourth quarter or overtime and the second overtime winning drive of his career.
- Since the beginning of the 2011 season, Stafford has engineered six fourth-quarter/overtime game-winning drives, including two this season.
- The 24-point comeback at Dallas (10/2/11) was the third 20-point comeback of his career, and second in consecutive weeks, making the Lions the only team to do so in NFL history. Stafford now joins Hall of Fame QB Bobby Layne as the only quarterbacks in team history to lead the Lions back to victories from 24-point deficits. Stafford led the team's only 24-point comeback on the road.
- With the 24-point comeback on the road, the Lions tied an NFL record for the largest comeback by a road team, accomplished three previous times. The last 24-point comeback occurred December 6, 1992 when the Los Angeles Rams won at Tampa Bay 31-27 after trailing by 24 points.
- The 20-point comeback at Minnesota (9/25/11) was the second 20-point comeback engineered Stafford during his career. In 2009, he helped bring the Lions back from 21 points down vs. Cleveland (11/22/09) at Ford Field. The comeback against the Vikings was also the



Lions largest halftime deficit to overcome in team history (20 points). He and Hall of Fame QB Bobby Layne are the only quarterbacks in team history to engineer 20+ point comebacks in team history (regular season). Layne engineered the largest comeback ever by bringing the Lions back from 24 points down vs. Baltimore (10/20/57). In the postseason, the Lions also came back from a 20-point deficit at San Francisco December 22, 1957, quarterbacked by Tobin Rote, to claim a 31-27 win after trailing 27-7 in the third quarter. The playoff game is known in Lions history as the "Comeback at Kezar."

- Since the beginning of the 2010 season, he has started in 35 games and has tossed 67 touchdown passes (34 interceptions), and 24 of those touchdowns have gone to WR Calvin Johnson.
- Became the second player in NFL history (Fran Tarkenton) to record four games of 4+ TD passes in first 16 career games.
- First quarterback in NFL history with three games with at least 5 touchdown passes in his first 29 career games.
- Team record 17 career 300-yard games, breaking record held by Scott Mitchell (8, 1994-98). Of Stafford's 17 career 300-yard games, 8 occurred in 2011. Franchise best 4 career 400-yard games, including 2 in 2011. First player ever to throw for over 500 yards in a game in Lions history.
- Team is 8-1 when Stafford throws 3 touchdowns in a game. His 9 games are tied for the second-most 3+ touchdown pass games in team history.
- Lions are 10-2 when Stafford records a passer rating over 100.0.
- Nine career game-winning drives with team trailing or tied in fourth quarter or OT.
- Has thrown for a TD or rushed for a TD in 41 of his 45 career starts.
- Rookie campaign was highlighted by his 13 touchdowns passes (Lions rookie passing record) and his gritty performance against Cleveland when he threw for an NFL record 422 yards and tied a league single-game rookie record with five touchdown passes.
- Selected by the Lions with the first overall pick in the 2009 NFL Draft and was named the team's starting quarterback to start the regular season. He was the youngest player to start the regular season at quarterback since drew Bledsoe in 1993.

2012: Voted team captain for the third-straight year (2010-12) and was a Pro Bowl alternate in 2012. Finished the season just 33 passing yards shy of becoming only the second player in NFL history to throw for 5,000 yards in back-to-back seasons. In 2012, Stafford was 435-of-727 (59.8 pct) for 4,967 yards, 20 touchdowns and 17 interceptions and had a passer rating of 79.8 as he led the League in pass completions and finished second in passing yards behind QB Drew Brees (5,177). He passed his way into Lions lore by becoming the franchise leader in multiple categories, including career pass completions (1,114), single-season pass completions (435) and single-season pass attempts (727). He also became the fastest Lions quarterback to throw for 4,000 yards in a single season (13 games). With only four years under his belt, Stafford (12,807/80) now trails QB Bobby Layne (15,710/118) for the most passing yards and touchdowns in Lions history.

- Registered his seventh-career fourth quarter game-winning drive when trailing or tied as he led the Lions back to a 27-23 victory over the Rams on opening day (9/9). Trailing 23-20 with 1:55 left to play and with only one time out, Stafford and the Lions went on a 9-play, 80-yard drive that lasted 1:45.
- Threw for 355 yards in the win against the Rams (9/9), the second highest tally in Lions history on opening day (QB Bobby Layne, 364 vs. Pitt September 27, 1953). Also joins Layne as the only passers in team history with two 300-yard games on opening day.
- Threw for 230 yards and a touchdown at San Francisco (9/16), giving him 1,869 yards over his past five games. His 1,969 yards over the past five games were the second-highest total in franchise history over a five-game span. He now holds eight of the nine highest five-game passing outputs in team history.
- Completed 33-of-42 passes for 278 yards and a touchdown in Week 3 at Tennessee (9/23). Helped lead the Lions to achieving 583 yards of total offense. Detroit's 583 yards were the second-highest single game tally in team history.
- Left the game at Tennessee late in the fourth quarter with a leg injury.
- Completed 30-of-51 passes for 319 yards vs. Minnesota (9/30) in Week 4. Also recorded his fourth career rushing touchdown in the fourth quarter on a 1-yard quarterback sneak.
- Rebounded in the fourth quarter to help lift the Lions to a 26-23 overtime win at Philadelphia. In the fourth quarter and overtime, Stafford was 15-of-24 (62.5 pct) for 220 yards and threw 1 touchdown as he compiled 106.3 rating in the final quarter and overtime. Trailing as much as 10 points in the fourth, Stafford guided the Lions to a game-tying field goal with 0:03 left and helped put them in position for a 45-yard game-winning field goal.
- Also rushed for a one-yard touchdown in the fourth quarter at Philadelphia to narrow the Lions deficit to three points with 10:30 remaining to play. It was his fifth career rushing touchdown and second of the season.
- Completed 28-of-46 passes for 261 yards and one touchdown pass to rookie WR Ryan Broyles in the Lions' 13-7 loss at Chicago in Week 7 (10/22). Also ran the ball three times for 23 yards.
- Connected with WR Titus Young on a one-yard touchdown pass on 3rd-and-1 with 20 seconds left to play that resulted in the game-winning touchdown pass against Seattle. It gave the Lions a 28-24 victory over the Seahawks in Week 8 (10/28). The pass was Stafford's fourth career game-winning touchdown pass, and second this season, in the game's final minute.
- He is the only quarterback in the NFL since the 1970 merger to throw four game-winning touchdown passes with less than one minute to play in his first 36 career starts (courtesy Elias Sports Bureau).
- Stafford holds the franchise record with four game-winning touchdown passes in the final minute of the game. His game-winning TD pass vs.

St. Louis (9/9) earlier this year broke Hall of Fame QB Bobby Layne's previous team record of two.

- Overall, Stafford now has nine career fourth-quarter or overtime game-winning drives (36 career starts), including three this season. Since the beginning of 2011, he has led the team to comeback wins seven times in the fourth quarter or overtime.
- On a 28-yard completion to TE Tony Scheffler in the first quarter at Jacksonville (11/4), Stafford reached 10,000 yards for his career. He became the second fastest player in NFL history to reach 10,000 career yards, doing so in 37 career games. Only QB Kurt Warner took fewer games (36) to reach 10,000 career passing yards.
- Went 28-of-42 for 329 yards and three touchdowns in Week 10 at Minnesota (11/11) and recorded his 14th career 300-yard game in 38 career games. Stafford holds the record for most 300-yard games in franchise history.
- Threw for 266 yards vs. Green Bay (11/18) and increased his career total to 10,828. Stafford moved into fifth place on the Lions all-time career passing list, surpassing QB Eric Hipple (10,711).
- Was 31-of-61 for 441 yards and threw 2 touchdown passes in Week 12 on Thanksgiving Day vs. Houston. (11/22). His performance marked the fourth time he has thrown for 400 yards in his career, as well as his 15th career 300-yard game and sixth this season.
- Registered 246 passing yards in the first half against Houston, which was his fourth-highest tally in the first half of his career. He has now thrown for 200 yards in the first half eight times during his career.
- With 313 passing yards vs. Indianapolis in Week 13 (12/2), Stafford increased his season total to 3,742 and reached 3,500 yards in the first 12 games of the season for the second consecutive year. Throwing for 3,500 yards in the first 12 games of a season is a franchise record and Stafford is the only player in team history to accomplish this feat.
- With 313 yards vs. the Colts, Stafford (3,742) has thrown for the most yards through the first 12 games of any season in team history. He broke his own record of 3,527 yards set last year.
- By reaching 3,500 yards, Stafford became the second quarterback in team history to throw for 3,500 yards in a season twice (Jon Kitna, 2006-07).
- Completed 27-of-45 passes for 264 yards and had one touchdown pass and one rushing touchdown at Green Bay in Week 14 (12/9). His four-yard touchdown run in the first quarter was his fourth rushing touchdown of the season, the most by a Lions quarterback since QB Scott Mitchell scored four in 1996.
- Threw for 443 yards on 37-of-56 passing in Week 16 vs. Atlanta, surpassing Hall of Fame QB Bobby Layne (1,074) for the most pass completions in Lions history. His new team record now stands at 1,090 completions.
- Threw for 272 yards on 24-of-42 passing and three touchdowns in Week 17 vs. Chicago (12/30), setting the NFL record for single-season attempts by registering 727 passing attempts. He broke the record previously held by QB Drew Bledsoe (691) in 1994.

2011: Team's third-year starting quarterback who was named an offensive team captain for the second consecutive year. Had one of most remarkable passing seasons by a quarterback 23 years or younger in the NFL. Completed 421-of-663 passes (63.5 pct) for 5,038 yards and 41 TDs, with a passer rating of 97.2.

- Among 2011 NFL leaders, Stafford was second in completions (421), third in passing yards (5,038), third in touchdown passes (41), fifth in passer rating (97.2), fifth in completion percentage (63.5) and first in attempts (663).
- Set all-time single season team records in attempts (663), completions (421), yards (5,038) and touchdowns (41). Among qualifiers (minimum 224 attempts), Stafford set new team marks for completion percentage (63.5) and passer rating (97.2).
- Fourth quarterback in league history to throw for 5,000 yards in a season (QB Drew Brees 5,069 in 2008 and 5,476 in 2011), Tom Brady (5,235 in 2011) and Dan Marino (5,084). Stafford's 5,038 passing yards ranks fifth all-time in NFL history. Only Stafford (2nd season) and Marino (second season) accomplished this feat with 3 or less years of experience.
- Brees (2011), Marino and Stafford are the only quarterbacks in NFL history with 5,000+ passing yards and 40+ touchdowns.
- Second youngest quarterback in NFL history to throw for 4,000 yards and 30 touchdown passes in a season. He is second only to QB Dan Marino in 1984. Stafford did so at the age of 23 years, 23 months and 10 days, and Marino accomplished it at 23 years, 2 months and 17 days.
- One of only three quarterbacks 23 years or younger (Dan Marino, 5084 in 1984; Drew Bledsoe, 4,555 in 1994) in NFL history to throw for 4,500 yards in a season. Only Marino and Stafford reached 5,000 yards.
- In NFL single-season history, Stafford's 2011 season totals were third in attempts (663), fifth in completions (421), tied for seventh in touchdowns (41). Among passers with 600 attempts, his passer rating (97.2) in the third highest, and among passers with 575 ranks sixth.
- Seven games in 2011 with 3+ touchdowns, which was a new franchise record. He passed QB Bobby Layne (6, 1951) for the team record.
- Had a record setting performance in Detroit's postseason loss at New Orleans (1/7), setting a new franchise playoff mark for passing yards (380), while tying for the second-most touchdown passes (3) and having the second most pass attempts (43) and completions (28).
- Stafford's 1,919 passing yards are the most ever by a player in NFL history in games played in December/January (regular season). His 15 touchdowns are the fourth-highest and completions (145) are the third-most in the final month of the season.
- With 378 yards in the Lions win at Minnesota (9/25), Stafford accumulated 977 yards in the season's first three games. He became the 8th Lions quarterback (9 times overall) to register 900 yards in a



PLAYER PROFILES

Detroitlions.com

Media.Detroitlions.com

three-game stretch, and his 977 yards marked the third-most all-time in team history in a three-game span. With regards to the first three games of the season, Stafford's 977 were the second-most all-time to begin a season in franchise history.

- Stafford connected on 5 touchdown passes vs. Carolina (11/20) which tied a team single-game record (Gary Danielson vs. Min 12/9/78 and Stafford vs. Cle 11/22/09). Stafford became the first player in team history to throw 5 touchdowns twice during his career.
- He also became the first player in team history to pass for 4 touchdowns in game four times in his career. He broke the previous mark set by Hall of Fame QB Bobby Layne who had 3 career games with 4 touchdown passes.
- In the season finale, Stafford completed 36-of-59 passes for 520 yards and 5 touchdowns. He broke the franchise's single-game record for passing yards (previous: 446 by Jon Kitna 9/23/07). He tied the team single-season record for completions with 36 (Charlie Batch at Arizona 11/8/01) and touchdowns (Stafford vs. Cleveland 11/22/09 and vs. Carolina 11/20/11; Gary Danielson vs. Minnesota 12/9/78). Stafford's 5 touchdowns at Green Bay were the most ever thrown in a road game by a Lions quarterback.

COLLEGE

Stafford closed out his three-year career at Georgia ranking third on the school's all-time record list for yards passing (7,731), pass attempts (987), completed passes (564), touchdown passes (51), touchdowns responsible for (57), and yards in total offense (7,944). In 34 starting assignments, he compiled a 27-7 record (.794).

- Stafford enjoyed his most successful collegiate season in 2008 starting in all 13 games and completed 235-of-383 passes (both fourth on the school season-record list) for 3,459 yards (second-best season total by a Bulldog passer), compiling a 61.36 pass completion percentage. He also set the Bulldog season-record with 25 touchdown tosses and 10 interceptions and averaged 9.03 yards per pass attempt, the third-best season total in Georgia history. His passing efficiency rating of 153.54 is the second-best annual mark in school annals. Also ran for 40 yards and a score on 55 carries (0.7 avg).
- On 423 plays, he amassed a school season-record 3,499 yards in total offense (269.15 yards per game), along with being responsible for 26 touchdowns (third on the Georgia season-record list).
- Capital One Bowl MVP. Earned All-Southeastern Conference second-team honors from the league's coaches and Associated Press.
- Earned the team's Vince Dooley Most Valuable Player of the Year Award and received SEC Academic Honor Roll distinction for the fall semester.
- The recipient of the Dr. and Mrs. Howard Williams, II, Football Scholarship.
- The team ranked 74th in the nation with an average of 375.62 yards per game, but Stafford proved to be an opportunist, as the Bulldogs placed 34th in scoring (32.62 points per game).
- In 2006, became the first quarterback to start for Georgia right out of high school (graduated from high school early and enrolled at UGA in Jan.) since Eric Zeier in 1991. Completed 135-of-256 passes (52.73%) for 1,749 yards, as he had seven touchdowns and 13 interceptions. Scored three times and gained 191 yards on 47 carries (4.1 avg). Participated in 303 plays, compiling 1,940 yards in total offense (149.23 yards per game).
- Selected to the Freshman All-SEC team by the league's coaches, twice earning SEC Freshman of the Week honors.
- Recipient of the Dr. and Mrs. Howard Williams, III, Football Scholarship.

PERSONAL

Attended Highland Park (Dallas, Tex.) High School, playing football for head coach Randy Allen. Parade, Super Prep and USA Today All-American selection.

- Rated as the best prep passer in the country by Rivals.com and ranked second nationally by both Scout.com and ESPN.
- Added Prep Star Top 100 honors, as that recruiting service ranked him third in the country at his position.
- Three-time All-State selection, adding Gatorade Player of the Year, EA Sports National Player of the Year and Dallas Morning News Area Offensive Player of the Year accolades as a senior.
- Received a five-star prospect rating from both Scout.com and Rivals.com. Chosen Class AAAA Player of the Year by Dave Campbell's Texas Football. Named Class AAAA "Mr. Texas Football" from TexasFootball.com.
- In the first round of the 2005 state playoffs, he rallied his team from a 17-0 deficit to win 38-31 with 411 yards passing and four touch-downs.
- Named the Most Outstanding Player of the Tom Landry Classic.
- Student Sports All-American and All-District choice after his final season.
- Upon graduation, he was invited to play in the U.S. Army All-American Game and to the EA Sports Elite 11 Camp for the nation's top quarterbacks.
- Born John Matthew Stafford on February 7, 1988.
- Sister, Page, is a student at the University of Georgia.

STAFFORD'S SINGLE-GAME BESTS

Passing Attempts:	63 at Chi 11/13/11
Passing Completions:	37 vs. Atl 12/22/12
Passing Yards:	520 at GB 1/1/12
Completion Percentage:	80.6 vs. SD 12/24/11
Pass Touchdowns:	5 (three times) Last at GB 1/1/12
Longest Pass:	79 ft. Cle 11/22/09
Passing Rating:	137.6 vs. SD 12/24/11
Rush Attempts:	4 at Min 11/15/09


Rush Yards:	31 vs. GB 11/24/11
Rush Touchdowns:	1 (six times) Last vs. Sea 10/28/12
Longest Rush:	22 vs. GB 11/24/11

STAFFORD'S CAREER STATISTICS

PASSING																			RUSHING						
Year	TM	G	S	W-L	Att	Cmp	Yds	Pct	Int	Lg	Sk	Yds	Rtg	Att	Yds	Avg	Lg	TD							
2009	Det	10	10	2-8	377	201	2267	53.3	13	20	75	24	169	61.0	20	108	5.4	21	2						
2010	Det	3	3	1-2	96	57	535	59.4	6	1	36	4	36	91.3	4	11	2.8	9	1						
2011	Det	16	16	10-6	663	421	5938	63.5	41	16	73	36	257	91.2	22	78	3.5	22	0						
2012	Det	16	16	4-12	727	435	4967	59.8	20	17	51	29	212	79.8	35	128	3.7	11	3						
Totals		45	45	17-28	1863	1114	12802	59.8	80	54	51	93	874	82.8	81	325	4.0	22	6						
POSTSEASON																			RUSHING						
Year	TM	G	S	W-L	Att	Cmp	Yds	Pct	Int	Lg	Sk	Yds	Rtg	Att	Yds	Avg	Lg	TD							
2011	Det	1	1	0-1	43	28	380	65.1	3	2	42	0	0	97.0	2	1	1.0	1	1						
Totals		1	1	0-1	43	28	380	65.1	3	2	42	0	0	97.0	2	1	1.0	1	1						
2012 (Det)																									
Game	TM	G	S	W-L*	Att	Cmp	Yds	Pct%	Int	Lg	Sk	Yds	Rtg	Att	Yds	Avg	Lg	TD							
9/6	STL	1	1	0-1	48	32	355	66.7	3	51	5	9	69.4	0	0	0.0	0	0							
9/16	ARI	1	1	0-1	48	32	355	66.7	3	51	5	9	69.4	0	0	0.0	0	0							
9/23	MIN	1	1	0-1	42	33	278	78.6	0	28	1	8	102.2	2	12	6.0	7	0							
9/30	AT	1	1	0-1	51	30	319	58.8	0	26	3	12	77.2	4	14	3.5	9	0							
10/14	PHI	1	1	0-1	45	31	311	68.9	1	57	0	0	69.8	3	7	2.3	3	1							
10/21	SEA	1	1	0-1	46	28	332	60.9	1	23	2	10	68.8	4	12	3.0	11	0							
10/28	SEA	1	1	0-1	44	35	402	79.5	1	23	0	20	102.2	2	7	12.0	7	1							
11/4	at Min	1	1	0-1	42	28	295	66.7	0	38	1	0	93.6	2	-2	-1.0	-1	0							
11/11	at Jax	1	1	0-1	42	28	289	66.7	1	50	2	1	102.1	13	43	9.0	9	0							
11/18	GB	1	1	0-1	39	39	256	43.6	2	53	5	14	85.0	4	12	6	6	0							
12/2	IND	1	1	0-1	44	31	508	70.5	0	20	0	0	104.5	2	35	6	0	0							
12/9	NO	1	1	0-1	46	27	216	58.7	0	46	0	0	84.8	0	0	0.0	0	0							
12/16	AT	1	1	0-1	45	27	264	60.0	1	27	1	13	74.7	3	9	3	6	1							
12/19	at Ari	1	1	0-1	50	24	246	48.0	0	30	2	18	37.6	0	-	-	0	0							
12/22	ATL	1	1	0-1	56	37	443	66.1	1	49	0	0	82.7	1	2	2	2	0							
12/29	CHI	1	1	0-1	52	33	403	63.5	1	31	0	0	82.7	1	2	2	2	0							
Totals		16	16	4-11	727	435	4967	59.8	20	17	51	29	212	79.8	35	128	3.7	11	3						

2012 (Det)

Date	Opp	G	S	W-L	Att	Cmp	Yds	Cmp%	TD	Int	Lg	Sk	Yds	Rtg	Att	Yds	Avg	Lg	TD
9/9	STL	1	1	1-0	48	32	355	66.7	1	3	51	1	9	69.4	0	0	0.0	-	0
9/16	at SF	1	1	0-1	32	19	230	59.4	1	1	50	2	16	80.1	2	10	5.0	11	0
9/23	at Ten	1	1	0-1	42	33	278	78.6	1	0	28	1	8	102.2	2	12	6.0	7	0
9/30	MIN	1	1	0-1	51	30	319	58.8	0	25	5	33	77.2	4	14	3.5	9	0	
10/14	at Phi	1	1	1-0	45	22	311	48.9	1	1	57	0	0	69.8	3	7	2.3	3	1
10/22	at Chi	1	1	0-1	46	28	261	60.9	1	1	23	3	20	74.6	3	23	7.7	12	0
10/28	SEA	1	1	1-0	49	34	352	69.4	3	1	46	2	21	101.7	4	12	3.0	10	1
11/4	at Jax	1	1	1-0	33	22	285	66.7	0	0	38	1	0	93.6	2	-2	-1.0	-1	0
11/11	at Min	1	1	0-1	42	28	329	66.7	3	1	50	2	21	104.2	3	13	4.3	9	0
11/18	GB	1	1	0-1	39	17	256	43.6	1	2	53	5	14	54.0	2	12	6.0	6	0
11/22	HOU	1	1	0-1	61	31	441	50.8	2	0	40	3	22	85.5	2	7	3.5	6	0
12/2	IND	1	1	0-1	46	27	313	58.7	2	1	46	0	0	84.8	1	0	0	-	0
12/9	at GB	1	1	0-1	45	27	264	60.0	1	1	27	1	13	74.7	3	9	3	6	1
12/16	at Ari	1	1	0-1	50	24	246	48.0	0	3	30	2	18	57.6	0	0	-	-	0
12/22	ATL	1	1	0-1	56	37	443	66.1	0	1	49	0	0	82.7	1	2	2	2	0
12/30	CHI	1	1	0-1	42	24	272	57.1	3	1	29	1	17	90.6	3	9	3	5	0
Totals		16	16	4-11	727	435	4967	59.8	20	17	51	29	212	79.8	35	128	3.7	11	3



NDAMUKONG SUH

Defensive Tackle
Nebraska
Ht: 6-4
Born: 1/6/87
Draft: '10, R1 (2)-Det
3rd Year
Wt: 307
Portland, Ore.
90

Complete biographical information available on Detroitlions.com.

MAINE FACTS

- Twitter: [ndamukong_suh](https://twitter.com/ndamukong_suh)
- **Pro Bowl:** 2011, 2013
- Associated Press All-Pro: 2011, Second-year 2012
- Named 2011 Associated Press Defensive Rookie of the Year; 2011 Pepsi Rookie of the Year.

TRANSACTIONS

- Drafted by the Detroit Lions in the first round (2nd overall) of the 2010 NFL Draft.

PRO

Selected in the first round (2nd overall) in the 2010 NFL Draft. Suh brought aggressiveness and instinct to the Lions' front four and is expected to be a dominant mainstay in the middle for years to come. Possesses great versatility to move around in a variety of defensive packages and formations.

- 22 sacks since entering the NFL are the second most sacks by a defensive tackle in the League since 2010. Has 22 sacks in 46 career games. Has tally of 39.5 total negative defensive plays (22 sacks, 17.5 TFL on rushing plays) are the most among defensive tackles since 2010.
- With 22 sacks in his three-year career, Suh is now tied with DT Kelvin Pritchett for fifth in Lions career sacks by a defensive tackle.
- With a 0.5 sack in Week 16 vs. Atlanta (12/22), Suh reached 21 sacks for his career and passed DT Dan Owens for sole possession of sixth place on the Lions all-time leaders list for sacks by a defensive tackle.
- Named 2013 Pro-Bowl alternate and Second-team AP All-Pro in 2012.
- Named starter to 2011 Pro Bowl as a rookie. Became first Lions rookie to be named to the Pro Bowl since RB Barry Sanders was selected to the 1990 NFC Pro Bowl Squad. He also became the Lions' first rookie defensive player to be named to the Pro Bowl since DE Al "Bubba" Baker in 1979.
- Among Lions defensive tackles, he was the sixth player at that position named to the Pro Bowl and the first ever to do so as a rookie. Suh is also the 10th rookie in team history named to the Pro Bowl and fourth Lions rookie defensive player.
- Associated Press Defensive Rookie of the Year in 2010. Suh became seventh rookie in team history to win an AP Rookie of the Year award, the most by any franchise since the AP began honoring Offensive and Defensive Rookie of the Year in 1967. Joins RB Mel Farr (1976), CB Lem Barney (1967), WR Earl McCullough (1968), DE Al "Bubba" Baker (1978), RB Billy Sims (1980) and RB Barry Sanders (1989) as Detroit Lions honored as AP Rookie of the Year.
- Third Lions' rookie to be named AP Defensive Rookie of the Year and the first since Baker in 1978.
- Since the AP Rookie of the Year Award was first established in 1967, Suh is only the sixth defensive tackle to win the honor and the first since Dolphins DT Tim Bowens in 1994.
- Named Rookie of the Year by the Sporting News and Pro Football Weekly/PFWA. Also named All-Pro by Sporting News and PFWA/PFWA.
- Named to Associated Press All-Pro Team in 2011. He was the first rookie defensive tackle to be named to the Associated Press All-Pro Team since the recognition was designated by offense and defense in 1951 and he is the first rookie defensive lineman to be named AP All-Pro since Titans DE Jevon Kearse in 1999.
- Joined RB Doak Walker (1950), DE Al "Bubba" Baker (1978), K Eddie Murray (1980) and RB Barry Sanders (1989) as only Lions rookie named to AP All-Pro Team, with Suh and Baker as the only Lions defensive players.
- Became Lions first rookie since RB Barry Sanders in 1989 to be named AP All-Pro.
- 2010 NFL Alumni Defensive Linemen of the Year.
- 2012: Named a Pro Bowl alternate in 2012 after finishing second on the team in sacks with eight behind DE Cliff Avril (9.5) in 2012. Suh ended the season with eight sacks (67 yards), 33 total tackles (23 solo) eight tackles for loss and two pass defenses.
- Finished with two tackles and a sack for a 12-yard loss on QB Sam Bradford in the Lions' 27-23 season home opener win over the St. Louis Rams. Also recorded two tackles for loss, including a one-meter stop on RB Steven Jackson.
- Part of a defensive line effort that tallied three sacks total in the game and held Rams RB Steven Jackson to only 53 yards rushing.
- Registered one sack for a total loss of 17 yards on QB Alex Smith in the Week 2 against the 49ers (9/16), marking the second time in three NFL seasons he has registered sacks in each of the season's first two games. He recorded sacks in the first two games of his rookie season in 2010.
- Had two solo tackles in Week 3 at Tennessee (9/23).
- Registered half a sack and also had tackles (one solo) in the Lions' 20-13 loss vs. Minnesota (9/30) in Week 4.

- Finished with two solo tackles and one key pass defended that came on a 3rd-down play in Week 6 at Philadelphia (10/14). The Lions defensive line finished their day with three sacks and helped lead the Lions defense to 10 tackles for loss in the 26-23 overtime win over the Eagles.
- Recorded his third sack of the season on Bears QB Jay Cutler for a loss of eight yards in Week 7 at Chicago (10/22) and also finished with one tackle for loss. Suh now has 17.5 sacks through 36 career games.
- Had two tackles for loss in the Lions' 28-24 win vs. Seattle in Week 8 (10/28). The Lions defense combined for seven tackles for loss against the Seahawks, six of which were from the Lions defensive line.
- Had one solo tackle in Week 10 at Minnesota (11/11).
- Led a disruptive defensive line effort in Week 11 vs. Green Bay (11/18) with five total tackles (two solo). The Lions' defensive line recorded three sacks (17 yards) and had three of the five tackles for loss against the Packers.
- Had five quarterback hits in Week 12 vs. Houston on Thanksgiving Day (11/22).
- Delivered a dominating performance in Week 13 vs. Indianapolis (12/2), racking up one sack, six tackles (five solo, four for loss) and one pass defended against the Colts.
- Assisted on one tackle in Week 14 at Green Bay (12/9).
- Picked up the Lions' only sack of the game on a one-yard takedown on Cardinals QB Ryan Lindley and finished with three tackles (two solo) in Week 15 at Arizona.
- Had a 0.5 sack in Week 16 vs. Atlanta (12/22), giving him 7.0 sacks on the season and making him the first Lions defensive tackle since 1982 to record 7+ sacks in two different seasons.
- Collected one sack in Week 17 vs. Chicago (12/30), giving him 8.0 sacks on the season. He is the only Lions defensive tackle since 1982 (first year quarterback sacks became official) to record 7+ sacks in two different seasons (10 in 2010 and 8 in 2012).

2011: Team's starting defensive tackle. Suh recorded 36 tackles and 4.0 sacks and 1 blocked field goal on the season in 14 games.

- Part of a defensive unit that helped the Lions to a 27-20 opening day win at Tampa Bay (9/11). Through the first three quarters, the Lions defense forced three-and-outs on five of the Bucs' first eight possessions, including three-straight to open the third quarter. On the Lions first defensive possession that started at the Lions 21-yard line following a 78-yard kickoff return, the Lions defense held firm and did not allow a first down, forcing a Buccaneer field goal.
- In the first half, the defense allowed just 6 points and limited the Bucs to just 8:15 of possession time in the first two quarters. The defense allowed just 56 yards on the ground against the Buccaneers. It is the lowest rushing total allowed by the Lions on the road in a season opener since allowing 31 yards at Seattle September 12, 1999. It was also their lowest rushing total allowed overall on opening day since limiting the Green Bay Packers to 46 yards September 11, 2005. No Bucs running back rushed for more than 15 yards and just 1 of their 17 first downs came on the ground.
- Suh returned to the lineup following his 2-game suspension at Oakland (12/18) and made an immediate impact. With the Raiders lining up for a 65-yard game-winning field goal with 4 seconds left, Suh got his right hand on the attempt by Oakland K Sebastian Janikowski. It was the first Lions block kick since DT Grady Jackson blocked a kick at San Francisco on December 27, 2009.

COLLEGE

Started 39 of 53 games during his five-year career at Nebraska, recording 215 tackles (125 solos) with 24.0 quarterback sacks for minus 187 yards, 57.0 stops for losses of 252 yards and 39 pressures. Caused three fumbles and recovered another, intercepted four passes for 79 yards in returns that included two touchdowns and also recorded 15 pass defenses. Also added a two-yard touchdown pass and blocked six kicks.

- 57 tackles behind the line of scrimmage rank second in school history behind Grant Wistrom (58.5, 1994-97). Those 57 stops for loss lead all active NCAA defensive tackles and rank second overall to defensive end George Selvie of South Florida (69, 2006-09).
- Suh's 24.0 stops behind the line of scrimmage in 2009 rank second on the school season-record list behind Jim Skow's 25.0 in 1985.
- His 7 tackles for loss (five solo/two assisted) vs. Texas in the 2009 Big 12 Championship Game tied the Nebraska single-game record.
- Suh's 12.0 sacks in 2009 were the second-most ever by a Husker defensive tackle. His 10 solo defenses in 2009 set the school season-record for a defensive lineman and his 15 total pass break-ups are another Husker defensive lineman career-record.
- Holds the school game (2 vs. Iowa State in 2009), season (3 in 2009) and career (6) records for most kicks blocked by a down lineman.
- Set school season-record for a defensive tackle with two interceptions in 2008 and Husker lineman record by returning both for touchdowns.
- In 2009, named Unanimous All-American and All-Big 12 Conference



first-team selection. Named the Associated Press College Player of the Year, CBSSports.com National Defensive Player of the Year, Big 12 Conference Defensive Player of the Year/Defensive Lineman of the Year and was a finalist for the Walter Camp National Player of the Year Award. Was one of five finalists for the Heisman Trophy and the first defensive lineman to be named a finalist for that trophy since Warren Sapp in 1994. 2009 Rotary Lombardi Award, Outland Trophy, Bronko Nagurski Trophy, Chuck Bednarik Award, Bill Willis Award and Guy Chamberlin Award winner. Lott Trophy finalist (one of four), earning Lott Trophy Impact Player of the Week vs. Missouri and Iowa State. Nebraska Team MVP, Member of the Big Twelve Commissioner's Spring Academic Honor Roll and garnered Academic All-Big Twelve second-team recognition. Set numerous position, game, season and career records, as he became the first Husker defensive lineman to lead the team in tackles in consecutive seasons.

- Recorded a career-best 85 tackles (52 solos), as he also led the team with 12.0 sacks for minus 77 yards, 24.0 stops for losses of 93 yards and 26 pressures. Second on the team with 10 pass defenses, a season-record for down lineman.
- Against the run, Suh made 94 plays, holding the ball carriers to 20 yards, as he stopped runners at the line of scrimmage 20 times for no gain, in addition to his 24 tackles in the backfield, delivering 10 of those hits inside the red zone (three on goal line snaps).
- All-American second-team selection in 2008 by The NFL Draft Report. Consensus All-Big Twelve Conference first-team choice. Named the team's co-Lifter of the Year and Defensive Most Valuable Player. Started all 13 games at nose tackle, becoming the first defensive tackle since 1973 to lead the team in tackles, as he totaled 76 hits (39 solos). Ranked eighth in the conference and led the team with 7.5 sacks for minus 67 yards and also paced the Huskers with 19.0 stops for losses totaling 65 yards. Nebraska's leader with 7.0 sacks. Caused a fumble and deflected three passes. Set school records for a defensive lineman with two interceptions, returning both for touchdowns totaling 79 yards. Blocked two kicks.
- Started 11 games at nose tackle in 2007, made all six of his stops behind the line of scrimmage in an early four-game stretch. Recorded 34 tackles (22 solos), included a 6-yard sack, four pressures, two pass deflections and a blocked kick.
- In 2006, Played in all 14 games as a backup at nose tackle and earned a start vs. Oklahoma. Named Freshman All-Big Twelve Conference by The Sporting News. Finished the year with 19 tackles (12 solos), 3.5 sacks for minus 37 yards, eight stops for losses of 45 yards and two pressures. Also caused one fumble and intercepted a pass. Saw time on special teams as a blocker on the place-kicking unit.
- One of a school-record 13 true freshmen to see action in 2005. Played in the first two games and had an assisted tackle vs. Wake Forest before missing the remainder of the season with a knee injury, receiving a medical red-shirt.

PERSONAL

Attended Grant (Portland, Ore.) High School, playing football for head coach William Griffin. The two-way star earned Parade All-American honors and was voted the 2004 Portland Interscholastic League Defensive Player of the Year and the state Class 4A Defensive Player of the Year.

- As a senior, he recorded 65 tackles, including 10.0 sacks and recovered four fumbles. Also starred on the offensive line, helping the Generals to a 9-3 record and a berth in the state quarterfinals.
- Earned first-team All-League honors on both offense and defense, and in addition to his defensive accolades was a first-team All-State pick on offense by at least one media outlet.
- First-team All-Portland Interscholastic League pick on both offense and defense as a junior and was an honorable-mention All-State pick as a junior.
- Listed as the top prospect in the state of Oregon by Rivals.com and among the top ten defensive tackle prospects in the country.
- Played in the U.S. Army All-American Game, where he lined up on the offensive line. Also played basketball and was a track standout for Grant High, earning honorable-mention All-League honors in basketball as a junior and senior.
- In track Suh was the district shot put champion in 2004, and won the OSAA Class 4A shot put title in 2005 with a school record throw of 61-4. Thanks to his all-around athletic accomplishments, he was a finalist for the Portland Tribune's Athlete of the Year.
- Graduated in Dec., 2009 with a degree in Construction Management.
- Named to the 2009 Big 12 Conference Commissioner's Spring Academic Honor Roll.
- Volunteered with Nebraska's local hospital visits and also recently.
- Volunteered his time as a speaker at Pound Middle School.
- Suh's mother, Bernadette, is from Jamaica, while his father, Michael, hails from Cameroon. In the Ngema tribe in Cameroon, Ndamukong means "House of Spears."
- Born Jan. 6, 1987 and resides in Portland, Oregon.

SUH'S SINGLE-GAME BESTS

Tackles:	8 (twice) last at Dal 11/21/10
Sacks:	2 vs. Was 10/31/10
Interceptions:	1 vs. StL 10/10/10
Interception Return Yards:	20 vs. StL 10/10/10
Pass Defenses:	1 (five times) last at Phi 10/13/12
Fumble Recoveries:	1 vs. Was 10/31/10
Fumble Return Yards:	17 vs. Was 10/31/10
Fumble Return Touchdowns:	1 vs. Was 10/31/10

SUH'S CAREER STATISTICS

Year	TM	G	S	TT	ST	AT	Sk	Yds	Int	Yds	TD	PD	FF	FR	Yds	TD	STT
2010	Det	16	16	66	50	16	10.0	47.5	1	20	0	3	1	1	17	1	0
2011	Det	14	14	36	26	10	4	31	0	0	1	0	0	0	0	0	0
2012	Det	16	16	35	24	11	8	67	0	0	2	0	0	0	0	0	0
Totals		46	46	137	100	37	22	145.5	1	20	0	6	1	1	0	1	0

POSTSEASON

Year	TM	G	S	TT	ST	AT	Sk	SkY	Int	Yds	TD	PD	FF	FR	Yds	TD	STT
2011	Det	1	1	3	0	3	0.5	3	0	0	0	0	0	0	0	0	0
Totals		1	1	3	0	3	0.5	3	0	0	0	0	0	0	0	0	0

2012 (Det)

Date	Opp	G	S	TT	ST	AT	Sk	SkY	Int	Yds	TD	PD	FF	FR	Yds	TD	STT
9/9	STL	1	1	2	2	0	1	12	0	0	0	0	0	0	0	0	0
9/16	at SF	1	1	3	2	1	1	12	0	0	0	0	0	0	0	0	0
9/23	at Ten	1	2	2	0	0	0	0	0	0	0	0	0	0	0	0	0
9/30	MIN	1	2	1	1	0.5	5	0	0	0	0	0	0	0	0	0	0
10/4	at Phi	1	2	2	0	0	0	0	0	0	1	0	0	0	0	0	0
10/22	at Chi	1	1	1	0	1	8	0	0	0	0	0	0	0	0	0	0
10/28	SEA	1	2	2	0	0	0	0	0	0	0	0	0	0	0	0	0
11/4	at Jax	1	0	0	0	0	0	0	0	0	0	0	0	0	0	0	0
11/11	at Min	1	1	1	0	0	0	0	0	0	0	0	0	0	0	0	0
11/18	GB	1	5	2	3	0	0	0	0	0	0	0	0	0	0	0	0
11/22	HOU	1	0	0	0	0	0	0	0	0	0	0	0	0	0	0	0
12/2	IND	1	6	5	1	1	7	0	0	0	1	0	0	0	0	0	0
12/9	at GB	1	1	0	1	0	0	0	0	0	0	0	0	0	0	0	0
12/16	at Ari	1	3	2	1	1	7	0	0	0	0	0	0	0	0	0	0
12/22	ATL	1	4	1	3	0.5	4	0	0	0	0	0	0	0	0	0	0
12/30	CHI	1	1	1	0	1	5	0	0	0	0	0	0	0	0	0	0
Totals		16	16	35	24	11	8	67	0	0	2	0	0	0	0	0	0



MIKE THOMAS

Wide Receiver
Arizona
Ht: 5-8
Born: 6/4/2012
Draft: '09, R4 (107)-Jac
4th Year
Wt: 198
Desoto, Texas
Acquired: '12 T-Jac

19

Complete biographical information available on Detroitlions.com.

TRANSACTIONS

- Acquired via trade from the Jacksonville Jaguars on 11/1/2012.
- Drafted by the Jacksonville Jaguars in the fourth round (107th) overall of the 2009 NFL Draft.

PRO

Acquired by the Lions via a trade with the Jacksonville Jaguars. Fourth-year WR who led the Jaguars in receptions in each of the last two seasons and also sees action as a return specialist. Career totals include 176 receptions for 1,796 yards (10.2 avg.) and seven TDs, along with 67 punt returns for 8.4-yard average and one TD, 26 kickoff returns for 24.8-yard average, and 27 rushes for 211 yards (7.8).

- Has posted five or more receptions in 13 career games.
- One of only three players in Jaguars history to make 66 or more receptions in a season (66, 2010) joining Jimmy Smith and Keenan McCardell.
- Set a franchise record in Jacksonville for a rookie with 48 receptions and his 453 receiving yards were the most by a rookie WR in team history.

2012: Caught five passes for 28 yards and one touchdown and carried the ball six times for 58 yards in his first season as a Lion.

- Recovered an onside kick in his first action as a Lion in the team's 31-14 win over the Jaguars in Week 9 (11/4).
- Caught two passes for 17 yards and his first touchdown as a Lion in Week 12 vs. Houston on Thanksgiving Day (11/22).
- Carried the ball twice on two reverse plays for 25 yards in Week 14 at Green Bay (12/9).
- Carried the ball once for five yards in Week 15 at Arizona (12/16).
- Caught one pass for five yards and carried the ball once for eight yards in Week 16 vs. Atlanta (12/22).
- Had one reception for seven yards in Week 17 vs. Chicago (12/30).

2011: Started a career-high 13 games with Jacksonville and led the team with 44 receptions, marking the second straight season he led the team in catches. Also ranked second on the team with 415 receiving yards with one touchdown, and returned 19 punts for a 4.6-yard average with a long of 28 yards.

- Tied his career-high with eight receptions for 55 yards in the season opener, including a 26-yard catch in the fourth quarter vs. Tennessee (9/11).
- Posted a team-high four receptions for 55 yards at Carolina (9/25).
- Recorded a team-high four receptions for 73 yards vs. NO (10/2), including a 47-yard catch that was the second longest of his career.
- Finished the season with three receptions for 26 yards vs. Tennessee (12/24).

COLLEGE

Four-year starter at Arizona, playing in 48 games with 39 starts. Career totals included 259 receptions for 3,231 yards (12.5 avg.) and 23 TDs.

- Set school and PAC-10 record in receptions, topping the previous mark of 258 by Arizona State's Derek Hagan (2002-05).
- Ranked third in school history with 23 career TDs and fourth with 4,891 all-purpose yards.
- Caught at least one pass in 47 of 48 games played.
- Named PAC-10 Freshman of the Year his first season.
- Majored in communications.

PERSONAL

Three-sport standout at DeSoto High School (Tx.). Earned 2004 All-District 7-5A honors as both receiver and return specialist.

- Had 333 rushing yards on 26 carries as a senior and 15 receptions for 205 yards in a run-oriented offense.
- Competed in the U.S. Army All-America Bowl at San Antonio, a game that featured the top 78 national players.
- Supported and attended team sponsored events including Jaguars Sponsor's Gold Tournament and Draft Day Fan Fest.
- Participated both financially and in person by taking 60 area children on Christmas shopping spree at Toys'R-Us.
- Born in Bossier, La.
- Returned to Arizona in 2011 to continue working toward his degree.


THOMAS' SINGLE-GAME BESTS

Receptions: 8 (three times) Last vs. Ten (9/11/11)
 Receiving Yards: 149 vs. Hou (11/14/10)
 Long Reception: 50t vs. Hou (11/14/10)
 Receiving Touchdowns: 1 (six times) Last at Car (9/25/11)

THOMAS' CAREER STATISTICS

RECEIVING													
Year	Tm	G	S	Rec	Yds	Avg	Lg	TD	Att	Yds	Avg	Lg	TD
2009	Jax	14	4	48	453	9.4	28	1	12	86	7.2	22	0
2010	Jax	16	11	66	820	12.4	50t	4	12	114	9.5	33	0
2011	Jax	15	13	44	415	9.4	47	1	3	11	3.7	12	0
2012	Jax/Det	16	4	18	108	6.0	12	1	7	57	8.1	22	0
Totals		61	32	176	1796	10.2	50t	7	34	268	7.9	33	0

2012 (Det)													
RECEIVING													
Date	Opp	G	S	Rec	Yds	Avg	Lg	TD	Att	Yds	Avg	Lg	TotY
9/9	at Min	1	0	0	0.0	-	0	0	1	-1	-1.0	-1	-1
9/16	HOU	1	0	1	12	12.0	12	0	0	0	-	0	12
9/23	at Ind	1	0	1	8	8.0	8	0	0	0	-	0	8
9/30	CIN	1	1	9	90	9.0	9	0	0	0	-	0	9
10/14	CHI	1	4	15	3.8	5	0	0	0	0	-	0	15
10/22	at Oak	1	0	2	17	8.5	11	0	0	0	-	0	17
10/28	at GB	1	4	19	48	12	0	0	0	0	-	0	19
11/4	at Jac	1	0	0	0.0	-	0	0	0	0	-	0	0
11/11	at Min	1	0	0	0.0	-	0	0	0	0	-	0	0
11/18	GB	1	0	0	0.0	-	0	0	1	6	6.0	6	6
11/22	HOU	1	2	17	8.5	12	1	14	14	14.0	14	0	31
12/2	IND	1	0	1	-1	-1.0	-1	0	0	0	-	0	-1
12/9	at GB	1	0	0	0.0	-	0	2	25	12.5	22	0	25
12/16	at Ari	1	0	0	0.0	-	0	1	5	5.0	5	0	5
12/22	ATL	1	0	1	5	5.0	5	0	1	8	8.0	8	13
12/30	CHI	1	0	1	7	7.0	7	0	0	0	-	0	7
Totals		16	4	18	108	6.0	12	1	7	57	8.1	22	0



STEPHEN TULLOCH

Linebacker

N.C. State

Ht: 5-11

Born: 1/1/85

Draft: '06, R4 (116)-Ten

7th Year

Wt: 240

Miami, Fla.

Acquired: '11, UFA-Ten

55

Complete biographical information available on Detroitlions.com.

MANE FACTS

- Named Detroit Lions Robert Porcher Man of the Year Award for his community service efforts in 2012.
- Born and raised in Miami, Fla., Tulloch has Jamaican heritage. His parents arrived in the United States as young adults from Jamaica before he was born. He is appreciative of his Jamaican ancestry and frequently enjoys his mother's native cuisine.
- Tulloch credits his mother, Mercedes, as his inspiration and reason for his success. As a single mom, she worked as a nurse to provide for him and two siblings.
- Older brother David Tulloch played defensive tackle at Florida State (1995-1998).
- Hosts annual free football camp in July for Miami area youth.
- List of favorites: (movie) *Green Mile*; (actor) Denzel Washington; (sports hero) Mike Singletary; (food) Jamaican; (car) Mercedes S550; and (vacation getaway) Jamaica.
- After completing his professional football career, Tulloch desires to develop a youth center to provide a healthy environment for children to grow, stay out of trouble and participate in extracurricular activities. He already has launched The Stephen Tulloch Foundation to benefit underprivileged children in Miami and has organized a bowling event and football camp through the foundation.

TRANSACTIONS

- Re-signed by Lions to a five-year contract extension March 22, 2012.
- Signed with Detroit August 1, 2011.
- Selected with Tennessee's second pick of the fourth round (116th overall) in the 2006 NFL Draft.

PURLO

Tulloch is an aggressive, downhill defender who possesses quick feet and fluid lateral movement. Has proved to be durable while participating in every game during his first five NFL seasons and was elected as Tennessee's defensive captain in 2010.

- Career totals: 112 games (78 starts), 651 tackles (470 solo), 8 sacks, 4 interceptions, 22 pass defenses, 10 fumble recoveries and 28 special teams tackles.
- Surpassed 600 tackles for his career with nine total tackles (4 solo) in Week 11 vs. Green Bay (11/18).
- In 2010, Tulloch led Titans with a career-high 169 tackles, fourth highest total for the franchise during "Titans era" (1999-present).
- In first full season (2009) as team's starting middle linebacker, he led team in tackles for first time, setting a then-career high with 132 total stops.
- In 2008, he moved into the starting lineup during the season and finished second on the squad with 98 tackles.

2012: Voted team captain for the first time with Lions and second time in career (Tennessee in 2010). Led the team in tackles for the second straight season, finishing the year with 112 total tackles (74 solo), 0.5 sacks, six pass defenses, one forced fumble and two fumble recoveries. Tulloch and fellow linebackers Justin Durant (103) and DeAndre Levy (80) finished in the top three in total tackles.

- Finished second on the team in tackles with nine (3 solo) behind fellow LB Justin Durant in the Lions' 27-23 season home opener win over the St. Louis Rams (9/9). Helped lead of an overall defensive effort that tallied three sacks total in the game and held Rams RB Steven Jackson to only 53 yards rushing.
- Recorded five tackles and two pass defenses in the Lions' 27-19 loss at San Francisco (9/16) in Week 2, giving him over 400 tackles for his career (404).
- Tied a team-high for tackles with six (three solo), one of which went for a loss, in the Lions' Week 3 game at Tennessee (9/23) and had one pass defense.
- Played in his 100th-career game in Week 4 vs. Minnesota (9/30), finishing third on the team in tackles with six solo tackles.
- Finished second on the team in tackles with eight (seven solo) in the Lions' 26-23 overtime win over the Eagles in Week 6 (10/14). Also recorded his ninth career fumble recovery on a botched snap by Eagles QB Michael Vick.
- Combined with LB Justin Durant for a half a sack on Bears QB Jay Cutler for a loss of 4.5 yards and finished with six total tackles (five solo) in the Lions' 13-7 loss at Chicago in Week 7 (10/22).
- Finished third on the team in tackles with five total (four solo) and had one pass defended in the Lions' 28-24 win vs. Seattle in Week 8 (10/28). Had five solo tackles in the Lions' 31-14 win over the Jacksonville Jaguars in Week 9 (11/4).
- Had three tackles (2 solo), including one tackle for loss, in Week 10

- at Minnesota (11/11).
- Led the Lions in tackles in Week 11 vs. Green Bay (11/18) with nine total tackles (four solo), including one tackle for loss, giving him 601 tackles for his career.
- Led the Lions in tackles for the second straight week with 15 (12 solo), nearly surpassing his career-high mark of 17, in Week 12 vs. Houston on Thanksgiving Day (11/22). Tulloch and fellow LB Justin Durant combined for 23 of the Lions 63 tackles against the Texans.
- Led the Lions in tackles for the second straight week with 15 (12 solo), nearly surpassing his career-high mark of 17, in Week 12 vs. Houston on Thanksgiving Day (11/22). Tulloch and fellow LB Justin Durant combined for 23 of the Lions 63 tackles against the Texans.
- Had three tackles (two solo), one of which was a tackle for loss, in Week 13 vs. Indianapolis (12/2).
- Had a team-leading 10 tackles (three solo) and a fumble recovery following a DE Lawrence Jackson sack, the eighth fumble recovery of his career, in Week 14 at Green Bay (12/9).
- Reached the 100 tackle mark for the season with a 10-tackle (six solo), including one tackle for loss, performance in Week 15 at Arizona (12/16).
- Had five tackles (two solo) and two quarterback hits in Week 16 vs. Atlanta (12/22).
- Finished his 2012 season with seven tackles (five solo) in Week 17 vs. Chicago (12/30), giving him 112 total tackles on the year and eclipsing his 2011 mark of 111 total tackles.

2011: Signed with Detroit August 1. Served as the team's starting middle linebacker. Led team with 111 tackles (84 solo). Also added 3 sacks, a career-high 2 interceptions, 5 pass defenses, 3 fumble recoveries and 1 fumble recovery for a touchdown.

- Led the team in tackles with 7 at Minnesota (9/25), a single-game career-high. After a slow first half, allowing the Vikings to gain 124 yards on 16 carries (7.8 avg) in the first half, the Lions defense helped the team's come-from-behind win by stuffing the run in the second half yielding just 8 rushing yards on 7 carries (1.1 avg). Vikings' All-Pro RB Adrian Peterson recorded 73 yards on 12 rushes in the first half, but was held to just 5 yards on 5 carries by the Lions in the second half.
- Recorded his third career interception and a team-high 12 tackles (10 solo) in the Lions 34-30 win at Dallas (10/2). Tulloch's interception gave the Lions the ball at the Dallas 40-yard line in the fourth quarter with 4:22 left to play and led to a touchdown that helped seal the comeback win. It was the third interception on the day for Detroit.

COLLEGE

During three-year career at N.C. State, played in 35 games with 18 starts and recorded 290 tackles, 40 tackles for loss, seven sacks, one forced fumble, three fumbles recovered, four pass defenses and 20 quarterback pressures. His 40 career tackles for loss rank fourth in N.C. State history.

- As junior, named first-team All-ACC, honorable mention All-American by Sports Illustrated, MVP of 2005 Meineke Car Care Bowl and N.C. State's Defensive Award winner (for most tackles) while starting all 12 games. Posted career-highs in tackles (150, team-high), sacks (6), tackles for loss (21), forced fumbles (1), fumbles recovered (2) and quarterback pressures (9).
- Played all 11 games and recorded six starts as a sophomore. Tied for third on team with 75 tackles, tied for second on team with 14 tackles for loss (10th in school history), one sack, one fumble recovery and five quarterback pressures.

PERSONAL

- At Miami Killian (Fla.) High School, named Dade County Defensive Player of Year and selected to Florida Super 75, while posting 132 tackles, 12 sacks, two interceptions, two caused fumbles and three forced fumbles as senior.
- At N.C. State, earned Wolfpack ACC Award for Community Service.

TULLOCH'S SINGLE-GAME BESTS

Tackles:	17 vs. Jax 12/5/10
Sacks:	1.0 (7 times) Last at Den 10/31/11
Interceptions:	1 (4 times) Last vs. Car 11/20/11
Interception Return Yards:	18 at Dal 10/10/10
Pass Defenses:	2 (3 times) Last at SF 9/16/12
Fumble Recoveries:	1 (8 times) Last at GB 12/9/12
Special Teams Tackles:	3 at KC 12/16/06



TULLOCH'S CAREER STATISTICS

Year	Tm	G	S	TT	ST	AT	Sk	Yds	Int	Yds	TD	PD	FF	FR	Yds	TD	STT
2006	Ten	16	3	35	20	15	0.5	1	1	0	0	3	0	1	0	0	12
2007	Ten	16	1	36	29	7	0	0	0	0	0	0	0	0	0	0	9
2008	Ten	16	12	77	59	18	1	8	0	0	0	2	0	2	0	0	6
2009	Ten	16	14	120	93	27	2	16	0	0	0	1	0	1	0	0	1
2010	Ten	16	16	160	111	49	1	7	1	18	0	6	0	1	0	0	0
2011	Det	16	16	111	84	27	3	16	2	9	0	5	0	3	0	0	0
2012	Det	16	16	112	74	38	0.5	4.5	0	0	0	6	1	2	0	0	0
Totals		112	78	651	470	181	8	52.5	4	27	0	23	1	10	0	0	28
POSTSEASON																	
Year	Tm	G	S	TT	ST	AT	Sk	SkY	Int	Yds	TD	PD	FF	FR	Yds	TD	STT
2011	Det	1	1	15	8	7	0	0	0	0	0	2	1	0	0	0	0
Totals		1	1	15	8	7	0	0	0	0	0	2	1	0	0	0	0
2012 (Det)																	
Date	Opp	G	S	TT	ST	AT	Sk	SkY	Int	Yds	TD	PD	FF	FR	Yds	TD	STT
9/9	STL	1	1	9	3	6	0	0	0	0	0	0	0	0	0	0	0
9/16	at SF	1	1	5	5	0	0	0	0	0	0	2	0	0	0	0	0
9/23	at Ten	1	1	6	3	3	0	0	0	0	0	1	0	0	0	0	0
9/30	MIN	1	1	6	6	0	0	0	0	0	0	0	0	0	0	0	0
10/14	at Phi	1	1	8	7	1	0	0	0	0	0	0	0	1	0	0	0
10/22	at Chi	1	1	6	5	1	0.5	4.5	0	0	0	1	0	0	0	0	0
10/28	SEA	1	1	5	4	1	0	0	0	0	0	1	0	0	0	0	0
11/4	at Jax	1	1	5	5	0	0	0	0	0	0	0	0	0	0	0	0
11/11	at Min	1	1	3	2	1	0	0	0	0	0	0	0	0	0	0	0
11/18	GB	1	1	9	4	5	0	0	0	0	0	0	0	0	0	0	0
11/22	HOU	1	1	15	12	3	0	0	0	0	0	0	0	0	0	0	0
12/2	IND	1	1	3	2	1	0	0	0	0	0	0	0	0	0	0	0
12/9	at GB	1	1	10	3	7	0	0	0	0	0	0	0	1	0	0	0
12/16	at Ari	1	1	10	6	4	0	0	0	0	0	0	0	0	0	0	0
12/22	ATL	1	1	5	2	3	0	0	0	0	0	0	0	0	0	0	0
12/30	CHI	1	1	7	5	2	0	0	0	0	0	1	1	0	0	0	0
Totals		16	16	112	74	38	0.5	4.5	0	0	0	6	1	2	0	0	0



JOHN WENDLING

Safety

Wyoming

Ht: 6-1

Born: 6/4/83

Draft: '07, R6 (184)-Buf

6th Year

Wt: 222

Rock Springs, Wyo.

Acquired: '10, FA

29

Complete biographical information available on Detroitlions.com.

TRANSACTIONS

- Re-signed by Lions to a three-year deal July 29, 2011.
- Signed by the Detroit Lions August 27, 2010.
- Waived by the Buffalo Bills February 16, 2010.
- Drafted by the Buffalo Bills in the sixth round (184th overall) of the 2007 NFL draft.

PRO

Sixth-year safety who provides valuable depth in the defensive backfield and is one of the best special teams cover men in the NFL. Since entering the NFL in 2007, Wendling has recorded 91 special teams tackles, the most in the NFL over the past four seasons. Has recorded 10 special teams tackles in all four pro seasons.

- Registered 50 special teams tackles previous two seasons (2009-10), the most in the NFL and the only player to reach 50 over that span.
 - According to Stats, Inc., Wendling's 26 special teams with Buffalo in 2009 are tied for the fourth-highest single season tally since 1994. His 24 tackles in 2010 with Detroit are tied for the 11th-most in a single season.
 - Since 1994 (statistics accumulated by Stats, Inc.), Wendling became one of only three players (Vikings LB Heath Farwell, 2006-07; Broncos LB Keith Burns, 2000 and 2003) to record 24 special teams tackles in a season twice.
 - Appeared in 46 of a possible 48 games with the Buffalo Bills, Wendling compiled 49 tackles as primarily a special teams player during his three seasons.
- 2012:** Team captain for the first time in his career. Saw early action at safety in the absence of S Louis Delmas and finished with 19 total tackles (14 solo). Also continued his strong special teams play, ending the year tied for third in special teams tackles with 10 (nine solo).
- Filled in as starting strong safety in opener vs. St. Louis (9/9), helping to lead a secondary unit that only allowed 198 passing yards from Rams QB Sam Bradford.
 - Tied LB DeAndre Levy for most tackles with a career-high nine (8 solo) in the Lions' 27-19 loss at San Francisco (9/16) in Week 2.
 - Tied for a team-high with CB Bill Bentley and LB Stephen Tulloch in tackles with six (five solo) in the Lions' Week 3 game at Tennessee (9/23).
 - Had one special teams tackle in the Lions' 13-7 loss at Chicago in Week 7 (10/22).
 - Had one special teams tackle in the Lions' 28-24 win over Seattle in Week 8 (10/28).
 - Had one special teams tackle in Week 11 vs. Green Bay (11/18).
 - Had one special teams tackle in Week 12 vs. Houston on Thanksgiving Day (11/22).
 - Had one special teams tackle in Week 13 vs. Indianapolis (12/2).
 - Assisted on one special teams tackle in Week 14 at Green Bay (12/9).
 - Had a season-high three special teams tackles in Week 15 at Arizona (12/16).
 - Had one special teams tackle in Week 16 vs. Atlanta (12/22).

2011: Back-up safety and standout on special teams. Tied for fourth in the league with 17 special teams tackles on the season, including at least 1 in 12 of the team's 16 games.

COLLEGE

- Started 37 of 47 games during his career at Wyoming, finishing 10th in school history with 259 tackles (151 solo).
- First-team All-MWC in 2006.
- Named second-team All-America by College Football in 2006.
- ESPN the Magazine Academic All-American in 2006.

PERSONAL

- Attended Rock Springs (Wyo.) High School.
- Football team won the Class 5A State Championship and went undefeated his senior year.
- Named All-State as a senior at running back, defensive back, and as a return specialist.
- Won the state championship his junior year in the long jump.

WENDLING'S SINGLE-GAME BESTS

Tackles:	9 at SF 9/16/10
Interceptions:	1 at NYJ 10/16/09
Pass Defenses:	1 at NYJ 10/16/09
Fumble Recoveries:	1 vs. Mia 12/9/07
Special Teams Tackles:	4 (3 times) Last vs. NYJ 11/7/10

WENDLING'S CAREER STATISTICS

Date	Tm	G	S	T	ST	AT	Sk	Yds	Int	Yds	TD	PO	FF	FR	Yds	TD	STT
2007	Buf	16	0	0	0	0	0	0	0	0	0	0	0	0	1	0	0
2008	Buf	16	0	0	0	0	0	0	0	0	0	0	0	0	0	0	13
2009	Buf	16	0	1	1	0	0	0	1	0	0	1	0	0	0	0	26
2010	Det	16	0	6	4	2	0	0	0	0	0	0	0	0	0	0	24
2011	Det	16	2	8	6	2	0	0	0	0	0	0	0	0	0	0	17
2012	Det	16	3	19	14	5	0	0	0	0	0	0	0	0	0	0	100
Totals		94	5	34	25	9	0	1	0	1	0	1	0	1	0	0	100

POSTSEASON

Year	Tm	G	S	TI	ST	AT	Sk	SkY	Int	Yds	TD	PD	FF	FR	Yds	TD	STT
2011	Det	1	0	0	0	0	0	0	0	0	0	0	0	0	0	0	1
Totals		1	0	0	0	0	0	0	0	0	0	0	0	0	0	0	1
2012 (Det)																	

Date Opp

[illegible]



TAHIR WHITEHEAD

Linebacker
Temple
Ht: 6-2
Born: 4/2/90
Draft: '12, R5 (138)-Det
Rookie
Wt: 228
Newark, N.J.

59

 Complete biographical information available on Detroitlions.com.

TRANSACTIONS

- Drafted by the Detroit Lions in the fifth round (138th overall) of the 2012 NFL Draft.

PRO

Drafted by the Detroit Lions in the fifth round (138th overall) of the 2012 NFL Draft. Earned a contributing role on special teams for the 2012 season.

2012: Saw action primarily on special teams, finishing tied for third on the team in special teams tackles with 10 (seven solo) and had one forced fumble.

- Inactive in season opener vs. St. Louis (9/9).
- Saw action on special teams (first career game) in Week 2 against San Francisco (9/16), recording one special teams tackle and forcing a fumble that led to a Lions field goal in the first quarter in the game.
- Assisted on a special teams tackle in Week 3 at Tennessee (9/23).
- Inactive at Philadelphia (10/14).
- Had one special teams tackle in the Lions' 28-24 win over Seattle in Week 8 (10/28).
- Had one special teams tackle in Week 10 at Minnesota (11/11).
- Had one special teams tackle in Week 10 at Minnesota (11/11).
- Had two special teams tackle in Week 12 vs. Houston on Thanksgiving Day (11/22), making it his third straight game with a special teams tackle.
- Had one special teams tackle in Week 14 at Green Bay (12/9).
- Registered one special teams tackle in Week 17 vs. Chicago (12/30).

COLLEGE

Named to the 2011 Butkus Award Watch List. Received the 2011 Mark Bresani Award for spirit and enthusiasm.

2011: Started 12-of-13 games as a senior.

- Second team All-MAC.
 - First team All-MAC by Phil Steele.
 - Named Defensive Most Valuable Player of the 2011 Gildan New Mexico Bowl.
 - Led the Owls defense with four forced fumbles and three fumble recoveries. Tied for the team lead with 13.5 tackles for a loss. Second on team with five sacks and third in total tackles.
- 2010: Played in all 12 games as a junior, starting eight at outside linebacker.
- Was named the most improved player following spring practices.
 - Ranked sixth on the Owls defense with 56 tackles, including seven and a half for loss.
 - Recorded five tackles, three and a half for loss, and one sack vs. Connecticut and received Honorable Mention National Linebacker of the Week honors.

2009: Came off the bench to play in all 13 games.

- Recorded one tackle and a quarterback hurry in the EagleBank Bowl against UCLA.

2008: Played as a reserve in all 12 games as a freshman playing primarily on special teams.

PERSONAL

Was a team captain for West Side High School in Newark, N.J. for coach Brian Logan. Won 2007 state championship playing as a safety, wide receiver, tight end and running back. Was named to the 2008 All-Academic Team as a senior and sophomore.

- Two-time All-Skyline Conference honoree. Named All-County as a sophomore.
- Has three siblings.
- Criminal Justice major.

WHITEHEAD'S COLLEGE STATISTICS

Year	G	S	TT	ST	AT	Sk	Yds	Int	Yds	TD	PD	FF	FR	Yds	TD
2008	12	0	7	6	1	0	0	0	0	0	0	0	0	0	0
2009	13	0	30	21	9	0	0	0	0	2	1	0	0	0	0
2010	12	8	56	34	22	2	29	1	6	2	2	0	0	0	0
2011	13	12	70	46	24	5	48	0	0	1	4	3	0	0	0
Totals	50	20	163	107	56	7	78	1	6	0	5	7	3	0	0

WHITEHEAD'S CAREER STATISTICS

Year	Tm	G	S	TT	ST	AT	Sk	Yds	Int	Yds	TD	PD	FF	FR	Yds	TD	STT
2012	Det	14	0	0	0	0	0	0	0	0	0	1	0	0	0	0	9
Totals		14	0	0	0	0	0	0	0	0	0	1	0	0	0	0	9
2012 (Det)																	
Date	Opp	G	S	TT	ST	AT	Sk	SkY	Int	Yds	TD	PD	FF	FR	Yds	TD	STT
9/9	STL	0	0	0	0	0	0	0	0	0	0	0	0	0	0	0	0
9/16	at SF	1	0	0	0	0	0	0	0	0	0	1	0	0	0	1	1
9/23	at Ten	1	0	0	0	0	0	0	0	0	0	0	0	0	0	0	1
9/30	MIN	1	0	0	0	0	0	0	0	0	0	0	0	0	0	0	0
10/14	at Phi	0	0	0	0	0	0	0	0	0	0	0	0	0	0	0	0
10/22	at Chi	1	0	0	0	0	0	0	0	0	0	0	0	0	0	0	0
10/28	SEA	1	0	0	0	0	0	0	0	0	0	0	0	0	0	0	1
11/4	at Jax	1	0	0	0	0	0	0	0	0	0	0	0	0	0	0	0
11/11	at Min	1	0	0	0	0	0	0	0	0	0	0	0	0	0	0	1
11/18	GB	1	0	0	0	0	0	0	0	0	0	0	0	0	0	0	0
11/22	HOU	1	0	0	0	0	0	0	0	0	0	0	0	0	0	0	2
12/2	IND	1	0	0	0	0	0	0	0	0	0	0	0	0	0	0	0
12/9	at GB	1	0	0	0	0	0	0	0	0	0	0	0	0	0	0	2
12/16	at Ari	1	0	0	0	0	0	0	0	0	0	0	0	0	0	0	0
12/22	ATL	1	0	0	0	0	0	0	0	0	0	0	0	0	0	0	0
12/30	CHI	1	0	0	0	0	0	0	0	0	0	0	0	0	0	0	1
Totals		14	0	0	0	0	0	0	0	0	0	1	0	0	0	0	9



WILLIE YOUNG

Defensive End

N.C. State

Ht: 6-5

Born: 9/19/85

Draft: '10, R7 (213)-Det

3rd Year

Wt: 251

Palm Beach Gardens, Fla.

79

Complete biographical information available on Detroitlions.com.

TRANSACTIONS

- Drafted by the Detroit Lions in the seventh round (213th overall) in the 2010 NFL Draft.

PRO

Defensive end who adds to the team's tenacious pass rush. Versatile and can play on both right and left sides. Saw significant time in defensive line rotation in second season. Played in two games for the Lions in 2010.

- Selected in the seventh round (213th overall) of the 2010 NFL Draft. Had an impressive showing during the preseason and poses as a solid back-up at defensive end.

2012: Rotated into a stout Lions defensive line rotation in 2012, playing in all 16 games and recording 11 tackles (six solo) and one pass defense.

- Saw action on the defensive line for the Lions' 27-23 season home opener win over the St. Louis Rams.
- Assisted on a tackle in Week 7 at Chicago (10/22).
- Had one solo tackle in Week 8 vs. Seattle (10/28). The Lions defensive line combined for six of the team's seven tackles for loss in the 28-24 win over the Seahawks.
- Had three tackles (two solo) and one quarterback hit in Week 11 vs. Green Bay (11/18).
- Had two solo tackles, including one tackle for loss and one quarterback hit, in Week 15 at Arizona (12/16).
- Assisted on two tackles and had one pass defense in Week 17 vs. Chicago (12/30).

2011: Served as a back-up defensive end on the Lions' stout defensive line rotation. Played in 14 games (1 start) and registered 14 tackles, 3 sacks and 1 pass defense.

- Hammered a nail into the Lions comeback win when he registered a 10-yard sack with 0:35 left to play in the fourth quarter. The Cowboys snapped the ball at the Lions 45-yard line and were moved back to the Dallas 45-yard line. It was his first career sack and he recorded a career single-game high 2 tackles on the day.
- Registered his second sack of the season, and for the second-straight game, in the Lions 24-13 win over Chicago (10/10). Also had 3 tackles in the game.
- Recorded third sack of season at Green Bay (11/12).

COLLEGE

Started 36-of-49 games at North Carolina State, including 28 at right defensive end and eight more on the left side. Recorded 194 tackles (109 solos) with 20.0 sacks for minus 140 yards, 46.0 stops for losses totaling 235 yards and 29 pressures. Caused four fumbles and recovered two others. Deflected 11 passes and intercepted three others for 42 yards in returns, including a touchdown. Young became just the sixth player in school history to register 20.0 sacks during a career.

- Young's 8 sacks in 2009 tied for seventh place on the school's season-record chart.
- One of five Wolfpack defenders to record at least 40 tackles for loss in a career, as only Mario Williams (55.5, 2003-05) had more than Young's 46.0 on the school's all-time record chart.
- His 15 stops for loss in 2007 tied Levar Fisher (2000), Pat Thomas (2003) and Mario Williams (2004) for seventh on State's season-record list.
- In 2009, named second-team All-ACC selection. Started all 12 games for the first time during his career, leading the team in sacks and tackles for loss. Finished sixth on the squad with 54 tackles (32 solos). His eight sacks for minus 56 yards ranked third in the ACC and tied for 35th in the nation. Also finished third in the conference and tied for 37th in the major college ranks with 14.0 stops for losses totaling 85 yards. Had three pressures, 2 forced fumbles and 3 pass defense, also recorded first career interception.
- Served as one of the team's three captains, participating in 526 defensive snaps.
- Started 11 of 13 games in 2008 at right defensive end. Participated in a career-best 608 plays, as he led the team with 6.5 sacks for minus 51 yards and 12.5 stops for losses of 72 yards. Also paced the Pack with 10 pressures. Recovered two fumbles, blocked a kick, intercepted one pass and deflected four others. Had three sacks, 6.5 stops for loss and seven pressures in the final five games after returning to the lineup from his benching.
- As a sophomore in 2007, played in all 12 games, starting the final eight contests at left defensive end. Saw action in 590 snaps, leading the team with 5.5 sacks for minus 33 yards. His team-high 15.0 stops

for losses of 66 yards are the second-highest total by a sophomore in school annals and ranked fourth in the ACC. Credited with 11 pressures, as he caused 2 fumbles and had 3 pass defenses.

- Saw action in all 12 games as a freshman, started five contests, including the last four of the season while sharing right defensive end duties with Martrel Brown. Recorded five quarterback pressures with 4.5 stops for losses of 12 yards and 44 tackles (24 solos).
- Turned his first career interception into a 34-yard touchdown return vs. Clemson. Also added a pass defense.
- Red-shirted while competing on the scout team as a defensive end in 2005. Originally signed with the Pack in 2004, but attended prep school in the fall before enrolling back at State in Jan., 2005.

PERSONAL

Attended Palm Beach (Fla.) Gardens Community High School, where the three-sport standout competed in football, basketball and track. First-team Class 6A All-State pick, as the defensive end recorded 65 tackles, including 25 for loss, and had 12.0 sacks as a senior.

- Made 60 tackles, 15 stops behind the line of scrimmage and nine sacks as a junior.
- Received a three-star prospect rating from Scout.com. In basketball, Young averaged 10 points and 12 rebounds per game in his final season.
- Despite not joining the track team until midway through the season, he finished fourth at the state 4A meet in the high jump.
- Earned his degree in Science and Technology.
- Born Sept. 19, 1985 in Riviera Beach, Florida.

YOUNG'S SINGLE GAME BESTS

Tackles: 3 (twice) Last vs. GB 11/18/12
Sacks: 1 (3 times) Last at GB 11/12
Sack Yards: 10 at Dal 10/2/11

YOUNG'S CAREER STATISTICS

Year	Tm	G	S	TT	ST	AT	Sk	SkY	Int	Yds	TD	PD	FF	FR	Yds	TD	STT
2010	Det.	2	0	0	0	0	0	0	0	0	0	0	0	0	0	0	0
2011	Det.	14	1	14	9	5	3	19	0	0	0	1	0	0	0	0	0
2012	Det.	16	0	11	7	4	0	0	0	0	0	1	0	0	0	0	0
Totals		32	1	25	16	9	3	19	0	0	0	2	0	0	0	0	0

POSTSEASON

Year	Tm	G	S	TT	ST	AT	Sk	SkY	Int	Yds	TD	PD	FF	FR	Yds	TD	STT
2011	Det.	1	0	2	1	1	1	1	0	0	0	0	1	0	0	0	0
Totals		1	0	2	1	1	1	1	0	0	0	0	1	0	0	0	0

2012 (Det.)

Date	Opp	G	S	TT	ST	AT	Sk	SkY	Int	Yds	TD	PD	FF	FR	Yds	TD	STT
9/9	STL	1	0	0	0	0	0	0	0	0	0	0	0	0	0	0	0
9/16	at SF	1	0	0	0	0	0	0	0	0	0	0	0	0	0	0	0
9/23	at Ten	1	0	0	0	0	0	0	0	0	0	0	0	0	0	0	0
9/30	MIN	1	0	1	0	1	0	0	0	0	0	0	0	0	0	0	0
10/14	at Phi	1	0	0	0	0	0	0	0	0	0	0	0	0	0	0	0
10/22	at Chi	1	0	1	0	1	0	0	0	0	0	0	0	0	0	0	0
10/28	SEA	1	0	1	0	1	0	0	0	0	0	0	0	0	0	0	0
11/4	at Jax	1	0	0	0	0	0	0	0	0	0	0	0	0	0	0	0
11/11	at Min	1	0	0	0	0	0	0	0	0	0	0	0	0	0	0	0
11/18	GB	1	0	3	2	1	0	0	0	0	0	0	0	0	0	0	0
11/22	HOU	1	0	1	0	1	0	0	0	0	0	0	0	0	0	0	0
12/2	IND	1	0	0	0	0	0	0	0	0	0	0	0	0	0	0	0
12/9	at GB	1	0	0	0	0	0	0	0	0	0	0	0	0	0	0	0
12/16	at Ari	1	0	2	0	0	0	0	0	0	0	0	0	0	0	0	0
12/22	ATL	1	0	0	0	0	0	0	0	0	0	0	0	0	0	0	0
12/30	CHI	1	0	2	0	2	0	0	0	0	0	1	0	0	0	0	0
Totals		16	0	11	7	4	0	0	0	0	0	1	0	0	0	0	0


RODNEY AUSTIN

Guard
 Elon
 Ht: 6-4
 Born: 12/4/88
 Draft: FA '12-DET

Rookie
 Wt: 311
 Charlotte, N.C.

74
TRANSACTIONS

- Signed by the Detroit Lions as an undrafted rookie free agent on May 10, 2012.


COLLEGE

Played in 30 games with 19 starts in four year career at Elon.

- Was a 2011 team captain. Suffered a season-ending injury in third game of the 2011 season.
- Named 2010 third-team All-American by Phil Steele and first-team All-Soc member by league's coaches.
- Started all 10 2010 games he appeared in.
- Made five starts in 10 games played in 2009.
- Appeared in seven games as a reserve in 2008.

PERSONAL

- Attended East Mecklenburg High School (Charlotte, N.C.) for Greg Hill.
- 2006 team went to state playoffs. Received All-Conference and All-County honors.
- Set high school's power lift record (325 pounds) and was subsequently named East Mecklenburg's "lifter of the year."
- Led team in knockdown and pancake blocks.
- Son of Sean and Cheryl Hayes.
- Human Services major.


CONROY BLACK

Cornerback
 Utah
 Ht: 6-0
 Born: 10/31/88
 Draft: FA '12

Rookie
 Wt: 187
 Miramar, Fla.
 ACQUIRED: FA '12

38
TRANSACTIONS

- Signed to Detroit Lions practice squad on September 18, 2012.
- Released by the Oakland Raiders on August 29, 2012.
- Signed as an undrafted rookie free agent by the Oakland Raiders May 11, 2012.

COLLEGE

Played final two collegiate seasons at Utah after transferring from Fullerton CC (Cal). Played in all 26 games over two seasons at Utah, starting every game in his senior year. Amassed totals of 58 tackles, five interceptions, seven passes defended and one sack.

- Was named all-PAC-12 honorable mention as a senior. His four interceptions was tied for most in the Pac-12 and tied for 22nd in the nation.
- Named National Defensive Player of the Week by the College Football Performance Awards after recording two interceptions against UCLA, one of which he returned for a 67-yard touchdown.
- Played in all 13 games in his first year at Utah, recording 19 tackles, one interception and one sack.
- Captain of the Fullerton College team that was the Southern California Football Association champion and won the National Bowl.
- Was All-conference in track at Fullerton.

PERSONAL

- Attended Everglades (Fla.) High School, where he ran track and played football. Recorded 13 interceptions in three years and won the 6A District II Championship in 2005. Named Second-team All-State by Sun-Sentinel and the Miami Herald.
- Parents were born in Jamaica, where his father still lives.


TROY BURRELL

Cornerback
 Utah
 Ht: 6-0
 Born: 10/31/88
 Draft: FA '12

Rookie
 Wt: 187
 Miramar, Fla.
 ACQUIRED: FA '12

12
TRANSACTIONS

- Signed to the Detroit Lions practice squad on 11/6/2012.
- Released from the Detroit Lions on 6/21/2012
- Signed as an undrafted rookie free agent with the Detroit Lions.

COLLEGE

Had a reception in 47 of 49 career games played at Wayne State and concluded his career with a 38-game reception streak. Recorded 12 100-yard receiving games, setting WSU career mark for receptions (187), and finished second in career receiving yards (3,132) and touchdowns (27).

- Voted to the All-America Second Team by Daktronics, Hansen's Football Gazette and D2Football.com.
- Named to the Associated Press Little All-America Third Team.
- Voted to the All-GLIAC First Team and All-Academic Team.
- Set WSU single-season records for receptions (87) and receiving yards (1,633) and recorded his third straight 100-yard receiving game by grabbing five passes for 125 yards and two touchdowns in win over Urbana to share WSU's Offensive Player of the Week award.
- Had eight receptions for 163 yards in win at Ohio Dominican and finished with a game-best 173 all-purpose yards.
- In the 2011 NCAA Playoffs, finished first in receptions (22), second in receiving yards (348) and tied-for-third in receiving touchdowns (3).

PERSONAL

- Named to the WSU Athletic Director's Honor Roll (team gpa 3.5+) for Fall 2007, Fall 2009, Winter 2011 and Winter 2012. Serves on the Youth Advisory Council of the St. Clair County Community Foundation and serves on the Student-Athlete Advisor Committee (SAAC).
- Son of Tyrone and Laura Burrell.
- Has a younger brother, Ryan, and an older sister Amanda.
- Majored in Kinesiology.


DEVIN MOORE

Running Back
 Wyoming
 Ht: 5-9
 Born: 11/6/85
 Draft: '09, FA-Sea

3rd Year
 Wt: 190
 Indianapolis, Ind.
 ACQUIRED: '12, FA

43
TRANSACTIONS

- Signed to Detroit Lions practice squad on November 13, 2012.
- Released by Colts on August 28, 2011.
- Signed by the Indianapolis Colts as a free agent on January 14, 2010.
- Signed to Carolina Panthers practice squad on December 26, 2009.
- Released from Seahawks practice squad on November 17, 2009.
- Signed to Seahawks practice squad November 3, 2009.
- Released from Seahawks practice squad on September 29, 2009.
- Signed by the Seattle Seahawks as an undrafted free agent on September 7, 2009.

PRO

- Has appeared in four career games. Has 12 career kick returns for 257 yards (21.4 avg) and a long of 33.
- Has two career rushes for -2 yards.

COLLEGE

Ended collegiate career as Wyoming's all-time leading rusher with 2,963 career rushing yards.

- Ranked 19th in the nation in rushing as a senior with 108.4 yards per game.
- Ranked seventh in the NCAA in all-purpose yards as a senior (167.3 yards).
- Earned All Mountain West Conference honors as a senior.

PERSONAL

- Attended Cardinal Ritter High School (Indianapolis, Ind.). Was named the top running back in the state by Indianapolis Star.
- Named West Co-Player of the Year by Indianapolis Star.
- Earned All-City and All-State honors as both a junior and senior.
- Rushed for 2,768 yards on 275 carries and 34 touchdowns as a senior. Ranked second in the state in rushing.
- Also caught 14 passes for 263 yards and four touchdowns.
- Qualified for state track championships all four years of high school.
- Majored in business administration.
- Son of Shelia and Kevin Moore


PATRICK EDWARDS

Wide Receiver
Houston
Ht: 5-9
Born: 10/25/88
Draft: FA '12-Det

Rookie
Wt: 175
Hearne, Texas

83
TRANSACTIONS

- Signed by the Detroit Lions as an undrafted rookie free agent on May 10, 2012.

COLLEGE

- Ranked second in college football with 4,471 receiving yards and fourth with 43 touchdowns over the last decade. Was named the 2011 Conference USA Offensive Player of the Year. Named to C-USA first team as a senior as a part of the nation's top-ranked offense. Owns the C-USA records for career receiving yards and 100-yard games (17). Caught at least one pass in every game of his career (48).
- 2011 third team All-America honors. Named to C-USA second team as a punt returner along with his first team selection as a wide receiver.
- Ranked first in nation with 20 TD receptions, second with 1,752 receiving yards, sixth with 19.7 yards per catch and 15th with 89 catches.
- 10 catches, 228 yards and two TDs in 2011 Ticket City Bowl against Penn State. Top receiving performance in Cotton Bowl Stadium history. Had 7 receptions for 318 yards and 5 TDs in 2011 game against Rice, the top performance by a wide receiver in 2011.
- Returned 29 punts for 210 yards and one touchdown in 2011.
- 2010 first team All-Conference USA as receiver and second team All-Conference as punt returner. All-America Honorable Mention by SI.com.
- Caught 71 passes for 1,100 yards and 13 touchdowns. Ranked 15th in the nation with 91.7 receiving yards per game in 2010.
- Ninth in the NCAA with a 15.4 punt return average, returning 29 punts for 231 yards and one touchdown in 2010.
- 2009 All-Conference USA second team as a wide receiver.
- Caught 85 passes for 1,021 yards and 6 touchdowns in 2009.
- 46 receptions for 624 yards and 4 touchdowns as a redshirt freshman.

PERSONAL

- Played at Hearne HS (Tex.) for coach Ralph Lyman. Helped team to 8-5 record and trip to the state quarterfinals. Named first team All-State as senior.
- Also All-Region and All-District basketball player.
- Son of Patrick Dixon and Patricia Edwards.


JIMMY SADDLER-MCQUEEN

Defensive Tackle

Texas A&M - Kingsville 1st Year
Ht: 6-2 Wt: 299
Born: 8/14/87 Houston, Texas
Draft: FA '10-Chi Acquired: FA '12-Det

63
TRANSACTIONS

- Signed to the Detroit Lions practice squad on October 2, 2012.
- Released from the Houston Texans.
- Signed by the Houston Texans as an unrestricted free agent on August 4, 2012.
- Signed by the Jacksonville Sharks Arena Football League team on May 17, 2012.
- Released from the Dallas Cowboys and signed with the Tampa Bay Storm Arena Football League team in 2012.
- Claimed by the Dallas Cowboys off waivers on August 1, 2011.
- Released from the St. Louis Rams practice squad on October 28, 2010.
- Signed by the St. Louis Rams practice squad on October 4, 2010.
- Signed by the Dallas Cowboys as an unrestricted free agent on July 29, 2010.
- Waived from the Chicago Bears on July 21, 2010.
- Signed as an undrafted rookie free agent with the Chicago Bears on April 25, 2010.

PRO

- Played in one career game with the Dallas Cowboys in 2010.

COLLEGE

- A four-year letter winner, Saddler-McQueen had 144 tackles (23 for loss) in his career with the Javelinas.
- Lone Star Conference co-Defensive Lineman of the Year in 2008.
- Honorable mention D2Football.com All-American in 2009.
- Helped lead the Javelinas to a conference title and playoff berth in 2009.


CARMEN MESSINA

Linebacker
New Mexico
Ht: 6-2
Born: 9/8/88
Draft: FA '12-Det

Rookie
Wt: 236
Addison, Ill.

47
TRANSACTIONS

- Signed with the Detroit Lions as an undrafted rookie free agent on May 10, 2012.

COLLEGE

- A two-time first team All-Mountain West selection, Messina finished his career with the Lobos as the Mountain West all-time leader in tackles with 454, as well as third on the school's career tackles list. His record ranks above two New Mexico alumni who had long NFL careers, including Brian Urlacher (442 tackles) and Robin Cole (406 tackles).
- 2011 First team All-Mountain West after leading the conference in tackles with 142 for the third-consecutive season, also finishing tied for sixth nationally.
- Posted nine double-digit tackle games as a junior, including a career-high performance of 21 tackles in the season finale against No. 8 ranked Boise State.
- Second team All-Mountain West in 2010. Led the team and conference in tackles (115) for the second-consecutive season, becoming the first Lobo since Brian Urlacher (1998-99) to have back-to-back 100-tackle seasons.
- Named first team All-Mountain West in 2009 in addition to Honorable Mention All-America recognition by both CollegeFootballNews.com and SI.com.
- Teammates voted him Defensive Player of the Year and co-Defensive Captain of the year as a sophomore, becoming the youngest Lobo to win Defensive MVP since 1994.
- Made his lone start in week six at Wyoming in 2008 as a redshirt freshman and had 35 tackles, 3.5 tackles for loss and 1.5 sacks on the season.

PERSONAL

- An all-state linebacker and running back at Addison, Ill. Trail High School under head coach Paul Parpet, Messina finished as the Blazers' career rushing leader with more than 3,000 yards and 40 touchdowns.
- Cousin Richard Coady played at Texas A&M and was a member of the St. Louis Rams 2000 Super Bowl Championship team.
- Son of Louis and Donna Messina.


LIONEL SMITH

Cornerback
Texas A&M
Ht: 5-11
Born: 8/18/87
Draft: FA '10 - Dal

Rookie
Wt: 184
Bellaire, Texas
Acquired: FA '12

40
TRANSACTIONS

- Signed to the Detroit Lions practice squad on October 3, 2012
- Released by the Dallas Cowboys on August 31, 2012
- Signed as an undrafted rookie free agent by the Dallas Cowboys

COLLEGE

- As a senior, started seven of the 13 games he played and achieved 51 tackles, one sack, 2.5 tackles for losses, 16 deflections and two forced fumbles on defense while returning three kickoffs for 38 yards.
- Was a reserve cornerback as a junior and supplied 16 tackles and an interception while playing in all 13 games.
- Played in all 13 games as a sophomore primarily in the role of kick returner on special teams for 385 yards in 18 returns and 13 tackles on coverage units.
- As a true freshman in 2007 he was redshirted.

PERSONAL

- Started playing defense back as a senior at Bellaire High School and earned second-team all-district honors.
- Originally played at quarterback as a sophomore at St. Bernard High School in La. He went on to lead his team to the playoffs for the first time in a decade.
- Earned a degree from Texas A&M in agricultural leadership and development.

**ROSS WEAVER**

Defensive Back

Michigan State

Ht: 6-1

Born: 1/9/87

Draft: '10, FA-Mia

1st Year

Wt: 203

Southfield, Mich.

Acquired: '11, FA-Dal

38**TRANSACTIONS**

- Signed to Lions practice squad December 18, 2012.
- Released by Lions practice squad September 5, 2012.
- Signed to Lions practice squad September 1, 2012.
- Released by Lions August 31, 2012.
- Signed by Lions July 31, 2012.
- Released by Lions July 26, 2012.
- Signed by Lions January 10, 2012.
- Signed to the Detroit Lions practice squad December 27, 2011.
- Released by the Cowboys August 16, 2011.
- Signed to the Cowboys active roster January 3, 2011.
- Signed to the Dallas Cowboys practice squad November 4, 2010.
- Released by the Seahawks September 14, 2010.
- Signed to the Seattle Seahawks practice squad September 6, 2010.
- Released by the Dolphins September 4, 2010.
- Signed as an undrafted free agent by the Miami Dolphins April 30, 2010.

COLLEGE

Four-year letter winner at Michigan State. Voted as a team captain as a senior.

- Started 17 career games.
- Had a career-high nine tackles, a forced fumble and an interception vs. Texas Tech in the 2010 Valero Alamo Bowl.
- Tied for the team lead with 7 pass breakups as a senior.

PERSONAL

Attended Southfield High School.

- Lettered in both football and track.
- Earned all-state honors in 2004.
- Majored in mechanical engineering at MSU.
- Son of Ross and Tonya Weaver.

2012 DETROIT LIONS ALPHABETICAL ROSTER

No.	Name	Pos	Ht	Wt	Age	Birthdate	Exp	College	Hometown	How Acq	2012		
											G	S	DNP1
92	Avril, Cliff	DE	6-3	260	26	4/8/86	5	Purdue	Green Cove Springs, Fla.	D-3c '08	16	16	0
76	Backus, Jeff	T	6-5	305	35	9/21/77	12	Michigan	Norcross, Ga.	D-1 '01	15	15	0
41	Bartell, Ron	CB	6-1	210	31	2/22/82	8	Howard	Detroit, Mich.	FA '12	1	1	0
35	Bell, Joique	RB	5-11	220	26	8/4/86	2	Wayne State	Benton Harbor, Mich.	FA '11	16	0	0
32	Carey, Don	S	5-11	192	26	2/14/87	4	Norfolk State	Norfolk, Va.	FA '12	9	6	0
45	Chapas, Shaun	FB	6-2	244	24	5/2/88	1	Georgia	Jacksonville, Fla.	FA '12	3	1	0
77	Cherilus, Gosder	T	6-7	325	28	6/28/84	5	Boston College	Somerville, Mass.	D-1 '08	16	16	0
26	Delmas, Louis	S	5-11	202	25	4/12/87	4	Western Michigan	North Miami Beach, Fla.	D-2 '09	8	8	0
52	Durant, Justin	LB	6-1	240	27	9/20/85	6	Hampton	Florence, S.C.	UFA-Jax '11	16	14	0
18	Durham, Kris	WR	6-6	216	24	3/17/88	2	Georgia	Calhoun, Ga.	FA '12	4	3	0
31	Florence, Drayton	CB	6-0	193	32	12/19/80	10	Tuskegee	Ocala, Fla.	FA '12	8	3	0
96	Fluellen, Andre	DT	6-2	302	28	3/7/85	5	Florida State	Cartersville, Ga.	FA '12	3	1	0
70	Fox, Jason	T	6-6	314	24	5/2/88	3	Miami (Fla.)	Fort Worth, Texas	D-4 '10	1	0	15
65	Gandy, Dylan	C	6-3	295	31	3/8/82	7	Texas Tech	Harlingen, Texas	FA '09	16	0	0
36	Green, Jonté	CB	6-0	184	23	7/19/89	R	New Mexico State	St. Petersburg, Fla.	D-6 '12	15	5	1
4	Hanson, Jason	K	6-0	190	42	6/17/70	21	Washington State	Spokane, Wash.	D-2b '92	16	0	0
5	Harris, Nick	P	6-2	218	34	7/23/78	12	California	Avondale, Ariz.	FA '12	13	0	0
89	Heller, Will	TE	6-6	275	32	2/28/81	10	Georgia Tech	Dunwoody, Ga.	UFA-Sea '09	16	5	0
14	Hill, Shaun	QB	6-3	220	33	1/9/80	11	Maryland	Parsons, Kan.	T-SF '10	1	0	15
78	Hilliard, Corey	T	6-6	300	27	4/26/85	4	Oklahoma State	New Orleans, La.	FA '09	0	0	16
23	Houston, Chris	CB	5-11	178	28	10/18/84	6	Arkansas	Austin, Texas	T-Atl '10	14	14	0
94	Jackson, Lawrence	DE	6-4	271	27	8/30/85	5	Southern California	Inglewood, Calif.	T-Sea '10	15	0	1
81	Johnson, Calvin	WR	6-5	236	27	9/29/85	6	Georgia Tech	Tyrone, Ga.	D-1 '07	16	16	0
24	Johnson, Tyrell	S	6-0	207	27	5/19/85	5	Arkansas State	Rison, Ark.	FA '12	4	0	0
27	Lee, Pat	CB	6-0	200	29	2/20/84	5	Auburn	Miami, Fla.	W-Oak '12	7	0	0
25	Leshoure, Mikel	RB	6-0	233	22	3/30/90	2	Illinois	Champaign, Ill.	D-2b '11	14	14	0
54	Levy, DeAndre	LB	6-2	238	25	3/26/87	4	Wisconsin	Milwaukee, Wisc.	D-3a '09	14	13	2
97	Lewis, Ronnell	DE	6-2	253	22	9/17/90	R	Oklahoma	Dewar, Okla.	D-4 '12	8	0	8
50	Lewis, Travis	LB	6-2	222	25	1/15/88	R	Oklahoma	San Antonio, Texas	D-7 '12	13	0	3
11	Logan, Stefan	RB	5-6	180	31	6/2/81	4	South Dakota	Miami, Fla.	W-Pit '10	16	0	0
17	Moore, Kellen	QB	6-0	197	23	7/12/89	R	Boise State	Prosser, Wash.	FA '12	0	0	16
48	Muhlbach, Don	LS	6-4	265	31	8/17/81	9	Texas A&M	Lufkin, Texas	FA '04	16	0	0
95	Nwagbuo, Ogemdi	DT	6-5	312	27	12/24/85	4	Michigan State	Spring Valley, Calif.	FA '12	1	0	1
10	Osgood, Kassim	WR	6-5	220	32	5/20/80	10	San Diego State	Salinas, Calif.	FA '12	16	0	0
58	Palmer, Ashlee	LB	6-1	236	26	4/7/86	4	Mississippi	Compton, Calif.	W-Buf '10	16	2	0
66	Peterman, Stephen	G	6-4	323	31	1/11/82	8	Louisiana State	Waveland, Miss.	FA '06	16	16	0
87	Pettigrew, Brandon	TE	6-5	265	28	2/23/85	4	Oklahoma State	Tyler, Texas	D-1b '09	14	11	2
51	Raiola, Dominic	C	6-1	295	34	12/30/78	12	Nebraska	Honolulu, Hawaii	D-2a '01	16	16	0
71	Reiff, Riley	T	6-6	313	24	12/1/88	R	Iowa	Parkston, S.D.	D-1 '12	16	8	0
80	Robiskie, Brian	WR	6-4	212	25	12/3/87	4	Ohio State	Chagrin Falls, Ohio	FA '12	6	0	4
63	Saddler-McQueen, Jimmy	DT	6-2	299	25	8/4/87	2	Texas A&M - Kingsville	Houston, Texas	FA '12	1	0	0
85	Scheffler, Tony	TE	6-5	255	30	2/15/83	7	Western Michigan	Chelsea, Mich.	T-Den '10	15	4	1
39	Silva, Ricardo	S	6-3	225	24	5/9/88	1	Hampton	Baltimore, Md.	FA '11	10	6	3
67	Sims, Rob	G	6-3	312	29	12/6/83	7	Ohio State	Macedonia, Ohio	T-Sea '10	16	16	0
30	Smith, Kevin	RB	6-1	217	26	12/17/86	5	Central Florida	Miami, Fla.	FA '11	13	2	0
9	Stafford, Matthew	QB	6-3	232	25	2/7/88	4	Georgia	Highland Park, Texas	D-1a '09	16	16	0
90	Suh, Ndamukong	DT	6-4	307	26	1/6/87	3	Nebraska	Portland, Ore.	D-1a '10	16	16	0
19	Thomas, Mike	WR	5-8	198	25	6/4/87	4	Arizona	De Sota, Texas	T-Jac '12	9	1	0
55	Tulloch, Stephen	LB	5-11	240	28	1/1/85	7	North Carolina State	Miami, Fla.	UFA-Ten '10	16	16	0
93	Vanden Bosch, Kyle	DE	6-4	278	34	11/17/78	12	Nebraska	Larchwood, Iowa	FA-Ten '10	16	16	0
29	Wendling, John	S	6-1	222	29	6/4/83	6	Wyoming	Rock Springs, Wyo.	FA '10	16	3	0
59	Whitehead, Tahir	LB	6-2	228	22	4/2/90	R	Temple	Newark, N.J.	D-5a '12	14	0	2
79	Young, Willie	DE	6-4	251	27	9/19/85	3	North Carolina State	Palm Beach Gardens, Fla.	D-7a '10	16	0	0
PRACTICE SQUAD													
74	Austin, Rodney	G	6-4	311	24	12/4/88	R	Elon	Charlotte, N.C.	FA '12	0	0	0
38	Black, Conroy	CB	6-0	187	24	10/31/88	R	Utah	Miramar, Fla.	FA '12	0	0	0
73	Boren, Justin	G	6-2	315	24	4/28/88	2	Ohio State	Pickerington, Ohio	FA '12	0	0	0
12	Burrell, Troy	WR	5-10	182	23	7/12/89	R	Wayne State	Port Huron, Mich.	FA '12	0	0	0
47	Messina, Carmen	LB	6-2	236	24	9/8/88	R	New Mexico	Addison, Ill.	FA '12	0	0	0
43	Moore, Devin	RB	5-9	190	27	11/6/85	2	Wyoming	Indianapolis, Ill.	FA '12	0	0	0
34	Weaver, Ross	CB	6-1	210	26	1/29/87	1	Michigan State	Southfield, Mich.	FA '11	0	0	0
RESERVE/PHYSICALLY UNABLE TO PERFORM													
44	Best, Jahvid	RB	5-10	199	24	1/30/89	3	California	Richmond, Calif.	D-1b '10	0	0	0
33	Greenwood, Chris	CB	6-1	193	23	7/10/89	R	Albion College	Detroit, Mich.	D-5b '12	0	0	0
RESERVE/INJURED													
28	Bentley, Bill	CB	5-10	176	23	5/16/89	R	Louisiana-Lafayette	Pahokee, Fla.	D-3 '12	4	3	0
84	Broyles, Ryan	WR	5-10	188	24	4/9/88	R	Oklahoma	Norman, Okla.	D-2 '12	10	3	1
13	Burleson, Nate	WR	6-0	198	31	8/19/81	10	Nevada	Seattle, Wash.	UFA-Sea '10	6	6	0
98	Fairley, Nick	DT	6-4	298	25	1/23/88	2	Auburn	Mobile, Ala.	D-1 '11	13	7	1
91	Hill, Sammie	DT	6-4	329	26	11/8/86	4	Stillman	West Blockton, Ala.	D-4 '09	15	3	0
21	Lacey, Jacob	CB	5-10	177	25	5/28/87	4	Oklahoma State	Garland, Texas	FA '12	11	9	3
61	Nagy, Bill	G	6-3	308	25	10/26/87	2	Wisconsin	Hudson, Ohio	FA '12	0	0	0
42	Spivey, Amari	S	5-11	195	24	4/15/88	3	Iowa	Middleton, Conn.	D-3 '10	5	2	4
99	Williams, Corey	DT	6-4	320	32	8/17/80	9	Arkansas State	Camden, Ark.	T-Cle '10	7	5	0
16	Young, Titus	WR	5-11	174	23	8/21/89	2	Boise State	Los Angeles, Calif.	D-2a '11	10	8	0
RESERVE/NON FOOTBALL ILLNESS													
36	Harrison, Jerome	RB	5-9	205	30	2/26/83	8	Washington State	Kalamazoo, Mich.	UFA-Phi '11	0	0	0
PRACTICE SQUAD RESERVE/INJURED													
83	Edwards, Patrick	WR	5-9	175	24	10/25/88	R	Houston	Heame, Texas	FA '12	0	0	0
40	Smith, Lionel	CB	5-11	184	25	8/18/87	R	Texas A&M	Bellaire, Texas	FA '12	0	0	0

2012 DETROIT LIONS NUMERICAL ROSTER

No.	Name	Pos	Ht	Wt	Age	Birthdate	Exp	College	Hometown	How Acq	2012		
											G	S	DNP
4	Jason Hanson	K	6-0	190	42	6/17/70	21	Washington State	Spokane, Wash.	D-2b '92	16	0	0
5	Nick Harris	P	6-2	218	34	7/23/78	12	California	Avondale, Ariz.	FA '12	13	0	0
9	Matthew Stafford	QB	6-3	232	25	2/7/88	4	Georgia	Highland Park, Texas	D-1a '09	16	16	0
10	Kassim Osgood	WR	6-5	220	32	5/20/80	10	San Diego State	Salinas, Calif.	FA '12	16	0	0
11	Stefan Logan	RB	5-6	180	31	6/2/81	4	South Dakota	Miami, Fla.	W-Pit '10	16	0	0
14	Shaun Hill	QB	6-3	220	33	1/9/80	11	Maryland	Parsons, Kan.	T-SF '10	1	0	15
17	Kellen Moore	QB	6-0	197	23	7/12/89	R	Boise State	Prosser, Wash.	FA '12	0	0	16
18	Kris Durham	WR	6-6	216	24	3/17/88	2	Georgia	Calhoun, Ga.	FA '12	4	3	0
19	Mike Thomas	WR	5-8	198	25	6/4/87	4	Arizona	De Sota, Texas	T-Jac '12	9	1	0
23	Chris Houston	CB	5-11	178	28	10/18/84	6	Arkansas	Austin, Texas	T-Atl '10	14	14	2
24	Tyrell Johnson	S	6-0	207	27	5/19/85	5	Arkansas State	Rison, Ark.	FA '12	4	0	0
25	Mikel Leschoure	RB	6-0	233	22	3/30/90	2	Illinois	Champaign, Ill.	D-2b '11	14	14	0
26	Louis Delmas	S	5-11	202	25	4/12/87	4	Western Michigan	North Miami Beach, Fla.	D-2 '09	8	8	0
27	Pat Lee	CB	6-0	200	29	2/20/84	5	Auburn	Miami, Fla.	W-Oak '12	7	0	0
29	John Wendling	S	6-1	222	29	6/4/83	6	Wyoming	Rock Springs, Wyo.	FA '10	16	3	0
30	Kevin Smith	RB	6-1	217	26	12/17/86	5	Central Florida	Miami, Fla.	FA '11	13	2	3
31	Drayton Florence	CB	6-0	193	32	12/19/80	10	Tuskegee	Ocala, Fla.	FA '12	8	3	1
32	Don Carey	S	5-11	192	26	2/14/87	4	Norfolk State	Norfolk, Va.	FA '12	9	6	0
35	Joiqe Bell	WR	5-11	220	26	8/4/86	2	Wayne State	Benton Harbor, Mich.	FA '11	16	0	0
36	Jonté Green	CB	6-0	184	23	7/19/89	R	New Mexico State	St. Petersburg, Fla.	D-6 '12	15	5	1
39	Ricardo Silva	S	6-3	225	24	5/9/88	1	Hampton	Baltimore, Md.	FA '11	10	6	3
41	Ron Bartell	CB	6-1	210	31	2/22/82	8	Howard	Detroit, Mich.	FA '12	1	1	0
45	Shaun Chapas	FB	6-2	244	24	5/2/88	1	Georgia	Jacksonville, Fla.	FA '12	3	1	0
48	Don Muhlbach	LS	6-4	265	31	8/17/81	9	Texas A&M	Lufkin, Texas	FA '04	16	0	0
50	Travis Lewis	LB	6-2	222	25	1/15/88	R	Oklahoma	San Antonio, Texas	D-7 '12	13	0	3
51	Dominic Raiola	C	6-1	295	34	12/30/78	12	Nebraska	Honolulu, Hawaii	D-2a '01	16	16	0
52	Justin Durant	LB	6-1	240	27	9/20/85	6	Hampton	Florence, S.C.	UFA-Jax '11	16	14	0
54	DeAndre Levy	LB	6-2	238	25	3/26/87	4	Wisconsin	Milwaukee, Wisc.	D-3a '09	14	13	2
55	Stephen Tulloch	LB	5-11	240	28	1/1/85	7	North Carolina State	Miami, Fla.	UFA-Ten '11	16	16	0
58	Ashlee Palmer	LB	6-1	236	26	4/7/86	4	Mississippi	Compton, Calif.	W-Buf '10	16	2	0
59	Tahir Whitehead	LB	6-2	228	22	4/2/90	R	Temple	Newark, N.J.	D-5a '12	14	0	2
63	Jimmy Saddler-McQueen	DT	6-2	299	25	8/4/87	2	Texas A&M - Kingsville	Houston, Texas	FA '12	1	0	0
65	Dylan Gandy	C	6-3	295	31	3/8/82	7	Texas Tech	Harlingen, Texas	FA '09	16	0	0
66	Stephen Peterman	G	6-4	323	31	1/11/82	8	Louisiana State	Waveland, Miss.	FA '06	16	16	0
67	Rob Sims	G	6-3	312	29	12/6/83	7	Ohio State	Macedonia, Ohio	T-Sea '10	16	16	0
70	Jason Fox	T	6-6	314	24	5/2/88	3	Miami (Fla.)	Fort Worth, Texas	D-4 '10	1	0	15
71	Riley Reiff	T	6-6	313	24	12/1/88	R	Iowa	Parkston, S.D.	D-1 '12	16	8	0
76	Jeff Backus	T	6-5	305	35	9/21/77	12	Michigan	Norcross, Ga.	D-1 '01	15	15	1
77	Gosder Cherilus	T	6-7	325	28	6/28/84	5	Boston College	Somerville, Mass.	D-1 '08	16	16	0
78	Corey Hilliard	T	6-6	300	27	4/26/85	4	Oklahoma State	New Orleans, La.	FA '09	0	0	16
79	Willie Young	DE	6-4	251	27	1/9/85	3	North Carolina State	Palm Beach Gardens, Fla.	D-7a '10	16	0	0
80	Brian Robiskie	WR	6-4	212	25	12/3/87	4	Ohio State	Chagrin Falls, Ohio	FA '12	6	0	4
81	Calvin Johnson	WR	6-5	236	27	9/28/85	6	Georgia Tech	Tyrone, Ga.	D-1 '07	16	16	0
85	Tony Scheffler	TE	6-5	255	30	2/15/83	7	Western Michigan	Chelsea, Mich.	T-Den '10	15	4	1
87	Brandon Pettigrew	TE	6-5	265	28	2/23/85	4	Oklahoma State	Tyler, Texas	D-1b '09	14	11	2
89	Will Heller	TE	6-6	275	32	2/28/81	10	Georgia Tech	Dunwoody, Ga.	UFA-Sea '09	16	5	0
90	Ndamukong Suh	DT	6-4	307	26	1/6/87	3	Nebraska	Portland, Ore.	D-1a '10	16	16	0
92	Cliff Avril	DE	6-3	260	26	4/8/86	5	Purdue	Green Cove Springs, Fla.	D-3c '08	16	16	0
93	Kyle Vanden Bosch	DE	6-4	278	34	11/17/78	12	Nebraska	Larchmont, Iowa	UFA-Ten '10	16	16	0
94	Lawrence Jackson	DE	6-4	271	27	8/30/85	5	Southern California	Inglewood, Calif.	T-Sea '10	15	0	1
95	Ogemdi Nwaigbo	DT	6-5	312	27	12/24/85	4	Michigan State	Spring Valley, Calif.	FA '12	1	0	1
96	Andre Fluellen	DT	6-2	302	28	3/7/85	5	Florida State	Cartersville, Ga.	FA '12	3	1	0
97	Ronnell Lewis	DE	6-2	253	22	9/17/90	R	Oklahoma	Dewar, Okla.	D-4 '12	8	0	8
PRACTICE SQUAD													
12	Troy Burrell	WR	5-10	182	23	7/12/89	R	Wayne State	Port Huron, Mich.	FA '12	0	0	0
34	Weaver, Ross	CB	6-1	210	26	1/29/87	1	Michigan State	Southfield, Mich.	FA '11	0	0	0
38	Conroy Black	CB	6-0	187	24	10/31/88	R	Utah	Miramar, Fla.	FA '12	0	0	0
43	Devin Moore	RB	5-9	190	27	1/16/85	2	Wyoming	Indianapolis, Ill.	FA '12	0	0	0
47	Carmen Messina	LB	6-2	236	24	9/8/88	R	New Mexico	Addison, Ill.	FA '12	0	0	0
73	Justin Boren	G	6-2	315	24	4/28/88	2	Ohio State	Pickerington, Ohio	FA '12	0	0	0
74	Rodney Austin	G	6-4	311	24	12/4/88	R	Elon	Charlotte, N.C.	FA '12	0	0	0
RESERVE/PHYSICALLY UNABLE TO PERFORM													
33	Chris Greenwood	CB	6-1	193	23	7/10/89	R	Albion College	Detroit, Mich.	D-5b '12	0	0	0
44	Jahvid Best	RB	5-10	199	24	1/30/89	3	California	Richmond, Calif.	D-1b '10	0	0	0
RESERVE/INJURED													
13	Nate Burleson	WR	6-0	198	31	8/19/81	10	Nevada	Seattle, Wash.	UFA-Sea '10	6	6	0
21	Titus Young	WR	5-11	174	23	8/21/89	2	Boise State	Los Angeles, Calif.	D-2a '11	10	8	2
26	Jacob Lacey	CB	5-10	177	25	5/28/87	4	Oklahoma State	Garland, Texas	FA '12	11	9	3
28	Bill Bentley	CB	5-10	176	23	5/16/89	R	Louisiana-Lafayette	Pahokee, Fla.	D-3 '12	4	3	3
42	Amari Spivey	S	5-11	195	24	4/15/88	3	Iowa	Middleton, Conn.	D-3 '10	5	2	4
61	Bill Nagy	G	6-3	308	25	10/26/87	2	Wisconsin	Hudson, Ohio	FA '12	0	0	0
84	Ryan Broyles	WR	5-10	188	24	4/9/88	R	Oklahoma	Norman, Okla.	D-2 '12	10	3	1
91	Sammie Hill	DT	6-4	329	26	11/8/86	4	Stillman	West Blocton, Ala.	D-4 '09	15	3	0
98	Nick Fairley	DT	6-4	298	25	1/23/88	2	Auburn	Mobile, Ala.	D-1 '11	13	7	1
99	Corey Williams	DT	6-4	320	32	8/17/80	9	Arkansas State	Camden, Ark.	T-Cle '10	7	5	0
RESERVE/NON FOOTBALL ILLNESS													
36	Jerome Harrison	RB	5-9	205	30	2/26/83	8	Washington State	Kalamazoo, Mich.	UFA-Phi '11	0	0	0
PRACTICE SQUAD RESERVE/INJURED													
40	Lionel Smith	CB	5-11	184	25	8/18/87	R	Texas A&M	Bellaire, Texas	FA '12	0	0	0
83	Patrick Edwards	WR	5-9	175	24	10/25/88	R	Houston	Hearne, Texas	FA '12	0	0	0

LIONS ROSTER MOVES

JANUARY 2012

January 1:.....Deactivated QB Drew Stanton, S Louis Delmas, CB Aaron Berry, RB Joique Bell, S Ricardo Silva, G Leonard Davis and DT Corey Williams
 January 7:.....Deactivated QB Drew Stanton, CB Brandon McDonald, RB Joique Bell, S Chris Harris, LB Doug Hogue, G Leonard Davis and DT Andre Fluellen
 January 10:.....Signed DE Ugo Chinasa, C Dan Gerberry, WR Marcus Harris, WR Nate Hughes, G Jacques McClendon, LB Slade Norris, TE Nathan Overbay, WR Terrence Tolliver and DB Ross Weaver to 2012 Reserve/Future contracts

FEBRUARY 2012

February 6:.....Waived DE Cody Brown from the Reserve/Did Not Report list
 MARCH 2012
 March 12:.....Released TE Will Heller
 March 16:.....Signed FB James Bryant
 March 19:.....Re-signed P Ben Graham
 March 20:.....Re-signed T Jeff Backus, S Erik Coleman and DT Andre Fluellen
 March 21:.....Re-signed LS Don Muhlbach; sign CB Jacob Lacey
 March 22:.....Re-signed TE Will Heller, QB Shaun Hill, LB Ashlee Palmer and LB Stephen Tulloch; signed DE Everett Brown
 March 30:.....Re-signed RB Kevin Smith

APRIL 2012

April 16:.....Re-signed T Corey Hilliard and LB DeAndre Levy
 April 19:.....Re-signed DT Sammie Hill
 MAY 2012
 May 1:.....Signed WR Lance Long
 May 10:.....Signed G Rodney Austin, T Quinn Barham, G Pat Boyle, WR Troy Burrell, DT Michael Cosgrove, K Derek Dimke, WR Patrick Edwards, TE Alex Gottlieb, RB Stephfon Green, WR Jared Karstetter, S Alonzo Lawrence, DE Edmon McClam, LB Carmen Messina, QB Kellen Moore, G J.C. Oram, LB Ronnie Sneed and TE Austin Wells

JUNE 2012

June 5:.....Released WR Jared Karstetter and re-signed WR Maurice Stovall
 June 11:.....Signed WR Jarrett Dillard
 June 21:.....Released WR Troy Burrell and DB Alonzo Lawrence, signed QB R.J. Archer and claimed DB Dontrell Johnson off waivers
 June 25:.....Released S Sam Proctor and sign S Sean Jones
 June 28:.....Released G Pat Boyle and signed LS Matt Camilli
 JULY 2012
 July 23:.....Released CB Aaron Berry and signed WR Dominique Curry
 July 24:.....Placed CB Chris Greenwood and DE Ronnell Lewis on Active/Physically Unable to Perform list; placed WR Ryan Broyles on Active/Non-Football Injury list; released T Johnny Culbreath and signed T Jonathan Scott
 July 25:.....Released WR Marcus Harris and signed CB Justin Miller
 July 26:.....Released CB Ross Weaver and signed CB Drew Coleman
 July 31:.....Released CB Dontrell Johnson and signed CB Ross Weaver

AUGUST 2012

August 1:.....Released LS Matt Camilli and waived/injured DT Michael Cosgrove and signed G Pay Boyle and DT Tracy Robertson
 August 3:.....Waived/injured LB Ronnie Sneed and signed LB Korey Bosworth
 August 5:.....Re-signed DE Cliff Avril (franchise tender) and placed LB Ronnie Sneed on the reserve/injured list
 August 7:.....Released LB Ronnie Sneed from reserve/injured list
 August 11:.....Signed S Rashard Langford and released LB Korey Bosworth
 August 16:.....Waived/injured DB Drew Coleman and claimed G Bill Nagy
 August 20:.....Released DB Don Carey and TE Nathan Overbay
 August 21:.....Claimed DT Bobby Skinner and signed DB Isaac Madison
 August 22:.....Released DT Michael Cosgrove from reserve/injured list
 August 23:.....Released CB Drew Coleman from reserve/injured list, released QB R.J. Archer and signed WR Kassim Osgood
 August 27:.....Released FB James Bryant, WR Dominique Curry, WR Jarrett Dillard, K Derek Dimke, RB Stephfon Green, S Sean Jones, CB Isaac Madison, G Jacques McClendon, LB Slade Norris, G J.C. Oram, DT Bobby Skinner and WR Terrence Tolliver as well as placed RB Jahvid Best and CB Chris Greenwood on the Physically Unable to Perform list and G Bill Nagy and T Jonathan Scott on the reserve/injured list
 August 28:.....Traded for CB Kevin Barnes from the Washington Redskins
 August 31:.....Released G Rodney Austin, G Pat Boyle, DE Everett Brown, DE Ugo Chinasa, P Ryan Donahue, WR Patrick Edwards, DT Andre Fluellen, C Dan Gerberry, TE Alex Gottlieb, WR Nate Hughes, DB Reshard Langford, WR Lance Long, DT Edmon McClam, LB Carmen Messina, WR Wallace Miles, DB Justin Miller, DT Tracy Robertson, DB Alphonso Smith, WR Maurice Stovall, DB Ross Weaver and TE Austin Wells

SEPTEMBER 2012

September 2:.....Released S Ricardo Silva and signed CB Drayton Florence as well as signed G Rodney Austin, FB Shaun Chapas, WR Kris Durham, WR Patrick Edwards, RB Stephfon Green, LB Carmen Messina, DT Lorenzo Washington and CB Ross Weaver on the Practice Squad
 September 5:.....Released CB Ross Weaver from the Practice Squad and signed S Ricardo Silva to the Practice Squad
 September 18 Released CB Kevin Barnes as well as signed CB Conroy Black to the Practice Squad after releasing RB Stephfon Green from the Practice Squad
 September 19 Claimed CB Jerome Murphy and placed CB Drayton Florence on reserve/injured with a designation for return
 September 25 Signed P Nick Harris and placed P Ben Graham on reserve/injured list
 September 29 Released CB Jerome Murphy and signed S Ricardo Silva from the Practice Squad

OCTOBER 2012

October 2:.....Released DT Lorenzo Washington from the Practice Squad and signed DT Jimmy Saddler-McQueen to the Practice Squad as well as released P Ben Graham from reserve/injured list
 October 3:.....Signed CB Lionel Smith to the Practice Squad
 October 16:.....Placed WR Patrick Edwards on the Practice Squad reserve/injured list and signed G Pat Boyle to the Practice Squad
 October 18:.....Signed CB Alphonso Smith and released RB Keiland Williams
 October 22:.....Signed CB Justin Miller and released LB Doug Hogue
 October 24:.....Placed WR Nate Burleson on reserve/injured list and signed WR Brian Robiskie as well as CB Lionel Smith on the Practice Squad reserve/injured list and signed DE Kendrick Adams to the Practice Squad
 October 30:.....Released CB Justin Miller
 October 31:.....Traded for WR Mike Thomas from the Jacksonville Jaguars

NOVEMBER 2012

November 1:.....Placed CB Bill Bentley on reserve/injured list and re-signed S Don Carey
 November 6:.....Released G Pat Boyle from the Practice Squad and signed WR Troy Burrell to the Practice Squad
 November 12:.....Released CB Alphonso Smith
 November 13:.....Claimed CB Pat Lee from the Oakland Raiders as well as released WR Troy Burrell from the Practice Squad and signed RB Devin Moore to the Practice Squad
 November 17:.....Placed S Amari Spivey on reserve/injured list and activated CB Drayton Florence on the reserve/injured -designated to return list
 November 20:.....Released DT Jimmy Saddler-McQueen from the Practice Squad and signed G Justin Boren to the Practice Squad

DECEMBER 2012

December 4:.....Placed WR Ryan Broyles and WR Titus Young on reserve/injured; released S Erik Coleman; signed WR Kris Durham from the Practice Squad and S Tyrell Johnson; signed WR Troy Burrell to the Practice Squad
 December 5:.....Signed WR Lance Long
 December 11:.....Released DE Kendrick Adams from the Practice Squad
 December 12:.....Placed DT Corey Williams on reserve/injured; re-signed DT Andre Fluellen; re-signed DT Jimmy Saddler-McQueen to the Practice Squad
 December 14:.....Released WR Lance Long and signed FB Shaun Chapas from the Practice Squad
 December 18:.....Placed CB Jacob Lacey on reserve/injured; signed CB Ron Bartell the active roster and CB Ross Weaver to the Practice Squad
 December 19:.....Placed DT Nick Fairley on reserve/injured and signed DT Ogemdi Nwagbuo
 December 29:.....Placed DT Sammie Hill on reserve/injured and signed DT Jimmy Saddler-McQueen from the Practice Squad

2012 DETROIT LIONS

2012 SEASON IN REVIEW





Date	Opp	L. Delmas					J. Durant					N. Fairley					D. Florence					Fluellen, Andre				
		TT	ST	AT	Sk	SKY	TT	ST	AT	Sk	SKY	TT	ST	AT	Sk	SKY	TT	ST	AT	Sk	SKY	TT	ST	AT	Sk	SKY
9/6	STL	INACTIVE					12	7	5	0.0	0.0	2	1	1	1.0	5.0	2	2	0	0.0	0.0	NOT WITH TEAM				
9/9	at SF	INACTIVE					7	6	1	0.0	0.0	1	1	0	0.0	0.0	3	3	0	0.0	0.0	NOT WITH TEAM				
9/13	at Ten	INACTIVE					4	5	0	0.0	0.0	0	0	0	0.0	0.0	RESERVE/INJURED TO RETURN					NOT WITH TEAM				
9/24	MIN	INACTIVE					1	6	1	0.0	0.0	1	1	0	0.0	0.0	RESERVE/INJURED TO RETURN					NOT WITH TEAM				
10/3	at Phi	INACTIVE					8	0	0	0.0	0.0	7	1	1	0.5	7.0	RESERVE/INJURED TO RETURN					NOT WITH TEAM				
10/22	at Chi	3	2	1	0.0	0.0	7	5	2	0.5	4.5	3	2	1	0.0	0.0	RESERVE/INJURED TO RETURN					NOT WITH TEAM				
10/28	SEA	3	3	0	0.0	0.0	7	7	0	0.0	0.0	0	0	0	0.0	0.0	RESERVE/INJURED TO RETURN					NOT WITH TEAM				
11/4	at Jac	INACTIVE					7	7	0	0.0	0.0	3	3	0	0.0	0.0	RESERVE/INJURED TO RETURN					NOT WITH TEAM				
11/11	at Min	INACTIVE					9	6	3	0.0	0.0	4	4	0	1.0	7.0	RESERVE/INJURED TO RETURN					NOT WITH TEAM				
11/18	at GB	INACTIVE					4	18	0	0.0	0.0	0	0	0	0.0	0.0	NOT WITH TEAM					NOT WITH TEAM				
11/22	HOU	5	3	2	0.0	0.0	8	7	1	0.0	0.0	5	5	0	0.0	0.0	5	5	0	0.0	0.0	NOT WITH TEAM				
11/28	IND	3	2	1	0.0	0.0	2	2	0	0.0	0.0	3	2	1	0.0	0.0	2	2	0	0.0	0.0	NOT WITH TEAM				
12/9	at GB	INACTIVE					4	3	1	0.0	0.0	4	4	0	1.0	7.0	0	0	0	0.0	0.0	NOT WITH TEAM				
12/16	at Ari	3	3	0	0.0	0.0	8	3	1	0.0	0.0	INACTIVE			1	1	0	0.0	0.0	0.0		NOT WITH TEAM				
12/22	ATL	9	6	3	0.0	0.0	8	5	3	0.0	0.0	RESERVE/INJURED			0	0	0	0.0	0.0			3	1	2	0.0	0.0
12/29	CHI	2	2	3	0.0	0.0	4	4	2	0.0	0.0	RESERVE/INJURED			0	0	INACTIVE					3	3	0	0.0	0.0
Totals		38	28	10	0	0	103	82	21	0.5	4.5	35	28	7	5.5	38.0	19	17	2	0.0	0.0	6	1	5	0	0.0

Date	Opp	J. Green					T. Hill					C. Houston					L. Jackson					T. Johnson				
		TT	ST	AT	Sk	SKY	TT	ST	AT	Sk	SKY	TT	ST	AT	Sk	SKY	TT	ST	AT	Sk	SKY	TT	ST	AT	Sk	SKY
9/6	STL	0	0	0	0.0	0.0	2	2	0	0.0	0.0	INACTIVE					0	0	0	0.0	0.0	NOT WITH TEAM				
9/19	at SF	0	0	0	0.0	0.0	0	0	0	0.0	0.0	INACTIVE					0	0	0	0.0	0.0	NOT WITH TEAM				
9/23	at Ten	0	0	0	0.0	0.0	0	0	0	0.0	0.0	5	4	1	0.0	0.0	INACTIVE						NOT WITH TEAM			
9/30	MIN	0	0	0	0.0	0.0	0	0	1	0.0	0.0	2	2	0	0.0	0.0	0	0	0	0.0	0.0	NOT WITH TEAM				
10/14	at Phi	0	0	0	0.0	0.0	0	0	0	0.0	0.0	2	2	0	0.0	0.0	0	0	1	0.0	0.0	NOT WITH TEAM				
10/22	at Chi	4	3	1	1.0	2.0	0	0	0	0.0	0.0	6	5	1	0.0	0.0	0	0	0	0.0	0.0	NOT WITH TEAM				
10/28	SEA	0	0	0	0.0	0.0	0	0	0	0.0	0.0	9	7	2	0.0	0.0	2	0	2	0.0	0.0	NOT WITH TEAM				
11/4	at Jac	5	5	0	0.0	0.0	2	2	0	0.0	0.0	4	4	0	0.0	0.0	2	2	0	1.0	5.0	NOT WITH TEAM				
11/11	at Min	2	1	0	0.0	0.0	4	3	0	0.0	0.0	3	2	0	0.0	0.0	3	1	2	0.0	0.0	NOT WITH TEAM				
11/18	GB	2	3	1	0.0	0.0	0	1	0	0.0	0.0	4	1	0	0.0	0.0	1	0	0	0.0	0.0	NOT WITH TEAM				
11/22	HOU	0	0	0	0.0	0.0	1	0	1	0.0	0.0	4	4	0	0.0	0.0	2	2	0	0.0	0.0	NOT WITH TEAM				
12/2	IND	0	0	0	0.0	0.0	1	1	0	0.0	0.0	6	5	1	0.0	0.0	0	0	0	0.0	0.0	NOT WITH TEAM				
12/9	at GB	1	1	0	0.0	0.0	0	0	0	0.0	0.0	1	1	0	0.0	0.0	3	1	2	1.0	9.0	0	0	0	0.0	0.0
12/16	at Ari	7	6	1	0.0	0.0	1	1	0	0.0	0.0	1	1	0	0.0	0.0	0	0	0	0.0	0.0	0	0	0	0.0	0.0
12/22	STL	8	2	0	0.0	0.0	2	1	0	0.0	0.0	5	4	0	0.0	0.0	2	0	0	0.5	0.5	1	0	1	0.0	0.0
12/30	Chi	0	0	0	0.0	0.0	RESERVE/INJURED					2	1	1	0.0	0.0	4	4	0	0.0	0.0	2	1	1	0.0	0.0
Totals		29	23	6	1	2	15	9	6	0.0	0.0	56	45	11	0	0	20	11	9	2.5	18	3	2	1	0	0

Date	Opp	J. Lacey					P. Lee					D. Levy					T. Lewis					A. Palmer				
		STL	ST	AT	Sk	SKY	STL	ST	AT	Sk	SKY	STL	ST	AT	Sk	SKY	STL	ST	AT	Sk	SKY	STL	ST	AT	Sk	SKY
9/9	at STL	2	2	0	0.0	0.0						6	3	3	0	0	0	0	0	0	0	0	1	0	0.0	0.0
9/16	at SF	3	2	1	0.0	0.0						9	9	0	0	0	0	0	0	0	0	1	1	0	0.0	0.0
9/23	at Ten	3	2	1	0.0	0.0						6	3	3	0	0	0	0	0	0	0	0	0	0	0.0	0.0
9/30	at MIN	1	1	0	0.0	0.0						9	8	1	0	0	0	0	0	0	0	0	0	0	0.0	0.0
10/14	at Phi	3	3	0	0.0	0.0						1	1	0	0	0	0	0	0	0	0	0	0	0	0.0	0.0
10/22	at Chi	INACTIVE										5	5	0	0	0	0	0	0	0	0	0	0	0	0.0	0.0
10/28	at SEA	INACTIVE										INACTIVE					1	1	0	0	0	3	2	1	0.0	0.0
11/4	at Jac	7	3	0	0.0	0.0						INACTIVE					0	0	0	0	0	3	3	0	0.0	0.0
11/11	at Min	7	6	1	0.0	0.0						7	5	2	0	0	0	0	0	0	0	0	0	0	0.0	0.0
11/18	at GB	2	2	0	0.0	0.0						2	2	0	0	0	0	0	0	0	0	0	0	0	0.0	0.0
11/22	at HOU	INACTIVE					0	0	0	0	0	3	0	3	0	0	0	0	0	0	0	0	0	0	0.0	0.0
12/2	at IND	5	4	1	0.0	0.0	0	0	0	0	0	3	2	1	0	0	0	0	0	0	0	0	0	0	0.0	0.0
12/9	at GB	4	2	2	0.0	0.0	1	1	0	0	0	5	2	3	0.0	0.0	0	0	0	0.0	0.0	2	2	0	0.0	0.0
12/16	at Ari	2	2	0	0.0	0.0	0	0	0	0	0	3	3	0	0	0	0	0	0.0	0.0	1	1	0	0.0	0.0	
12/22	at ATL	RESERVE/INJURED					0	0	0	0	0	RESERVE/INJURED					0	0	0	0	0	0	0	0	0.0	0.0
12/30	at CHI	RESERVE/INJURED					3	1	2	0.0	0.0	8	5	3	0.0	0.0	0	0	0	0.0	0.0	0	0	0	0.0	0.0
Totals		35	29	6	0	0	4	2	2	0	0	81	56	25	0.0	0.0	1	1	0	0	0	10	9	1	0.0	0.0

Date	Opp	R. Silva					A. Spivey					N. Suh					K. Standen Bosch					S. Tullough				
		TT	ST	AT	Sk	SKY	TT	ST	AT	Sk	SKY	TT	ST	AT	Sk	SKY	TT	ST	AT	Sk	SKY	TT	ST	AT	Sk	SKY
9/9	STL	PRACTICE	SQUAD				1	1	0	0.0	0.0	2	2	0	1.0	12.0	4	2	2	0.0	0.0	9	3	6	0.0	0.0
9/16	at SF	PRACTICE	SQUAD				1	1	0	0.0	0.0	1	1	0	1.0	12.0	1	1	0	1.0	3.0	5	5	0	0.0	0.0
9/23	at Ten	PRACTICE	SQUAD				3	3	0	0.0	2.2	2	0	0.0	0.0	0	1	1	0.0	0.0	6	3	3	0	0.0	0.0
9/30	at Min	0	0	0	0	0	0	0	0	0.0	0.0	1	1	0.5	5.0	0	1	0	0.0	0.0	0	0	0	0.0	0.0	0.0
10/14	at Phi	0	0	0	0	0	5	4	1	0.0	2.2	2	0	0.0	0.0	4	3	1	0.5	7.0	8	7	1	0.0	0.0	
10/22	at Chi	0	0	0	0	0	8	6	2	0.0	0.0	1	1	0	1.0	8.0	2	2	0	1.0	6.0	6	5	1	0.5	4.5
10/28	SEA	4	3	1	0	0	RESERVE/INJURED					2	2	0	0.0	0.0	2	2	0	0.0	0.0	5	4	1	0.0	0.0
11/4	at Jac	1	1	0	0	0	RESERVE/INJURED					0	0	0	0.0	0.0	4	4	0	0.0	0.0	5	5	0	0.0	0.0
11/11	at Min	5	5	0	0	0	RESERVE/INJURED					2	2	0	1.0	7.0	3	1	2	0.0	0.0	3	2	1	0.0	0.0
11/18	GB	5	5	0	0	0	RESERVE/INJURED					3	2	0	0.0	0.0	0	0	0	0.0	0.0	9	6	2	0.0	0.0
11/22	HOU	6	3	3	0	0	RESERVE/INJURED					0	0	0	0.0	0.0	0	0	0	0.0	0.0	15	12	3	0.0	0.0
12/2	IND	2	2	0	0	0	RESERVE/INJURED					6	5	1	1.0	7.0	2	2	0	0.0	0.0	3	2	1	0.0	0.0
12/9	at GB	9	6	3	0.0	0.0	RESERVE/INJURED					1	1	0	1.0	0.0	1	1	0	0.0	0.0	5	3	7	0.0	0.0
12/16	at Ari	INACTIVE					RESERVE/INJURED					3	2	1	1.0	7.0	2	2	0	0.0	0.0	10	6	4	0.0	0.0
12/23	ATL	0	0	0	0.0	0.0	RESERVE/INJURED					4	1	3	0.5	4.0	1	1	0	0.0	0.0	5	0	3	0.0	0.0
12/30	at Phi	INACTIVE					RESERVE/INJURED					3	3	0	0.0	0.0	3	3	0	0.0	0.0	7	5	2	0.0	0.0
Totals		37	28	9	0	0	18	15	3	0.0	0.0	34	24	10	8	67	36	28	3.5	17.0	112	74	38	0.5	4.5	

Date	Opp	W. Young					J. Wendling					C. Williams				
		TT	ST	AT	Sk	SkY	TT	ST	AT	Sk	SkY	TT	ST	AT	Sk	SkY
9/9	STL	0	0	0	0.0	0.0	4	1	3	0.0	0.0	5	2	3	1.0	8.0
9/16	at SF	0	0	0	0.0	0.0	9	8	1	0.0	0.0	1	1	0	1.0	10.0
9/23	at Ten	0	0	0	0.0	0.0	6	5	1	0.0	0.0	0	0	0	0.0	0.0
9/30	MIN	1	1	0	0.0	0.0	0	0	0	0.0	0.0	INACTIVE				
10/14	at Phi	0	0	0	0.0	0.0	0	0	0	0.0	0.0	INACTIVE				
10/22	at Chi	1	1	0	0.0	0.0	0	0	0	0.0	0.0	0	0	0	0.0	0.0
10/28	SEA	1	1	0	0.0	0.0	0	0	0	0.0	0.0	2	2	0	0.0	0.0
11/4	at Jac	0	0	0	0.0	0.0	0	0	0	0.0	0.0	0	0	0	0.0	0.0
11/11	at Min	0	0	0	0.0	0.0	0	0	0	0.0	0.0	INACTIVE				
11/18	at GB	3	2	1	0.0	0.0	0	0	0	0.0	0.0	INACTIVE				
11/22	HOU	1	1	0	0.0	0.0	0	0	0	0.0	0.0	INACTIVE				
12/2	IND	0	0	0	0.0	0.0	0	0	0	0.0	0.0	1	0	1	0.0	0.0
12/9	at GB	0	0	0	0.0	0.0	0	0	0	0.0	0.0	RESERVE/INJURED				
12/16	at Ari	2	2	0	0.0	0.0	0	0	0	0.0	0.0	RESERVE/INJURED				
12/22	ATL	0	0	0	0.0	0.0	0	0	0	0.0	0.0	RESERVE/INJURED				
12/30	CHI	2	0	2	0.0	0.0	0	0	0	0.0	0.0	RESERVE/INJURED				
Totals		11	7	4	0.	0.	19	14	5	0.0	0.0	9	5	4	2.0	18.0



Date	Opp	D. Carey					E. Coleman					L. Delmas					D. Florence				
		Int	Yds	Av	Td	PD	Int	Yds	Av	Td	PD	Int	Yds	Av	Td	PD	Int	Yds	Av	Td	PD
9/9	STL	NOT WITH TEAM					0	0	0.0	0.0		INACTIVE					0	0	0.0	1.0	
9/16	at SF	NOT WITH TEAM					0	0	0.0	0.0		INACTIVE					0	0	0.0	1.0	
9/23	at Ten	NOT WITH TEAM					0	0	0.0	0.0		INACTIVE					0	0	0.0	0.0	
9/30	MIN	NOT WITH TEAM					0	0	0.0	0.0		INACTIVE					0	0	0.0	0.0	
10/14	at Phi	NOT WITH TEAM					0	0	0.0	0.0		INACTIVE					0	0	0.0	0.0	
10/22	at Chi	NOT WITH TEAM					0	0	0.0	0.0		1	0	0.0	1.0		0	0	0.0	0.0	
10/28	SEA	NOT WITH TEAM					0	0	0.0	0.0		0	0	0.0	0.0		0	0	0.0	0.0	
11/4	at Jac	0	0	0			1	0	0.0	2.0		INACTIVE					0	0	0.0	0.0	
11/11	at Min	2	51	25.5			0	0	0.0	3.0		INACTIVE					0	51	25.5	0.0	
11/18	GB	0	0	0.0	0.0		0	0	0.0	0.0		INACTIVE					0	0	0.0	0.0	
11/22	HOU	0	0	0.0	0.0		0	0	0.0	1.0		0	0	0.0	0.0		0	0	0.0	1.0	
12/2	IND	0	0	0.0	0.0		0	0	0.0	0.0		0	0	0.0	0.0		1	29	29	0.0	4.0
12/9	at GB	0	0	0.0	0.0		RELEASED FROM TEAM					INACTIVE					0	0	0.0	0.0	
12/16	at Ari	0	0	0.0	0.0		RELEASED FROM TEAM					0	0	0.0	0.0		0	0	0.0	0.0	
12/23	STL	0	0	0.0	0.0		RELEASED FROM TEAM					0	0	0.0	0.0		0	0	0.0	0.0	
12/30	CHI	0	0	0.0	0.0		RELEASED FROM TEAM					0	0	0.0	1.0		INACTIVE				
Totals		2	51	25.5	0	5	1	0	0	3		1	0	0	2		1	29	29	0.0	7.0

Date	Opp	C. Houston				J. Lacey				D. Levy				R. Silva			
		Int	Yds	Av	TD	PD	Int	Yds	Av	TD	PD	Int	Yds	Av	TD	PD	PD
9/9	STL	0	0	0	0.0	0.0	0	0	0	0.0	0.0	0	0	0	0	0	0
9/16	at SF	0	0	0	0.0	0.0	0	0	0	0.0	0.0	0	0	0	0	0	0
9/23	at Ten	0	0	0	0.0	2.0	0	0	0	0.0	0.0	0	0	0	0	0	0
9/30	MIN	0	0	0	0.0	1.0	0	0	0	0.0	0.0	0	0	0	0	0	1
10/14	at Phi	1	0	0	0.0	1.0	0	0	0	0.0	0.0	0	0	0	1	0	0
10/22	at Chi	0	0	0	0.0	0.0	0	0	0	0.0	0.0	0	0	0	1	0	0
10/28	SEA	0	0	0	0.0	0.0	0	0	0	0.0	0.0	0	0	0	1	26	0
11/4	at Jac	0	0	0	0.0	1.0	0	0	0	0.0	0.0	0	0	0	0	0	0
11/11	at Min	0	0	0	0.0	0.0	0	0	0	0.0	0.0	0	0	0	0	0	0
11/18	GB	0	0	0	0.0	0.0	0	10	10	1.0	0	0	0	0	0	0	0
11/22	HOU	1	2	0	0.0	4.0	0	0	0	0.0	0.0	0	0	0	0	0	1
12/2	IND	0	0	0	0.0	0.0	0	0	0	0.0	1.0	0	0	0	0	0	0
12/9	at GB	0	0	0	0.0	0.0	0	0	0	0.0	0.0	0	0	0	0	0.0	0.0
12/16	at Ari	0	0	0	0.0	0.0	0	0	0	0.0	0.0	1	-1	0	0.0	1.0	0
12/22	ATL	0	0	0	0.0	0.0	RESERVE/INJURED				0	0	0	0	0	0	0
12/28	CHI	0	0	0	0.0	2.0	RESERVE/INJURED				0	0	0	0	0	0	0
Totals		2	2	0	0	11	1	10	10	0	4	1	-1	0	0	3	26

Date	Opp	J. Bell					E. Coleman					D. Carey					J. Hansen					N. Harris					
		TT	ST	AT	FF	FR	TT	ST	AT	FF	FR	TT	ST	AT	FF	FR	TT	ST	AT	FF	FR	TT	ST	AT	FF	FR	
9/9	STL	0	0	0	0.0	0.0	0	0	0	0.0	0.0	0	0	0	0.0	0.0	0	0	0	0.0	0.0	0	0	0	0	0.0	0.0
9/16	at SF	1	1	0	0.0	0.0	0	0	0	0.0	0.0	0	0	0	0.0	0.0	0	0	0	0.0	0.0	0	0	0	0	0.0	0.0
9/23	at Ten	0	0	0	0.0	0.0	0	0	0	0.0	0.0	0	0	0	0.0	0.0	0	0	0	0.0	0.0	0	0	0	0	0.0	0.0
9/30	MIN	0	0	0	0.0	0.0	0	0	0	0.0	0.0	0	0	0	0.0	0.0	0	0	0	0.0	0.0	0	0	0	0	0.0	0.0
10/7	at Phi	1	1	0	0.0	0.0	0	1	0	0.0	0.0	0	0	0	0.0	0.0	0	0	0	0.0	0.0	0	1	0	0	0.0	0.0
10/22	at Chi	0	0	0	0.0	0.0	0	0	0	0.0	0.0	0	0	0	0.0	0.0	0	0	0	0.0	0.0	0	0	0	0	0.0	0.0
10/28	SEA	0	0	0	0.0	0.0	0	0	0	0.0	0.0	0	0	0	0.0	0.0	0	0	0	0.0	0.0	0	0	0	0	0.0	0.0
11/4	at Jac	0	0	0	0.0	0.0	0	0	0	0.0	0.0	2	2	0	0.0	0.0	0	0	0	0.0	0.0	0	0	0	0	0.0	0.0
11/11	at Min	0	0	0	0.0	0.0	1	1	0	0.0	0.0	2	2	0	0.0	0.0	1	1	0	0.0	0.0	0	0	0	0	0.0	0.0
11/18	GB	0	0	0	0.0	0.0	0	0	0	0.0	0.0	0	0	0	0.0	0.0	0	0	0	0.0	0.0	0	0	0	0	0.0	0.0
11/22	HOU	0	0	0	0.0	0.0	0	0	0	0.0	0.0	1	1	0	0.0	0.0	0	0	0	0.0	0.0	0	0	0	0	0.0	0.0
12/2	IND	0	0	0	0.0	0.0	0	0	0	0.0	0.0	0	0	0	0.0	0.0	0	0	0	0.0	0.0	0	0	0	0	0.0	0.0
12/9	at GB	0	0	0	0.0	0.0	NOT WITH TEAM					1	0	1	0.0	0.0	0	0	0	0.0	0.0	1	1	0	0	0.0	0.0
12/16	at Ari	1	1	0	0.0	0.0	NOT WITH TEAM					2	2	0	0.0	0.0	0	0	0	0.0	0.0	0	0	0	0	0.0	0.0
12/22	ATL	0	0	0	0.0	0.0	NOT WITH TEAM					0	0	0	0.0	0.0	0	0	0	0.0	0.0	0	0	0	0	0.0	0.0
12/30	CHI	1	1	0	0.0	0.0	NOT WITH TEAM					2	1	0	0.0	0.0	0	0	0	0.0	0.0	0	0	0	0	0.0	0.0
Totals		4	4	0	0.0	0.0	0	0	0	0.0																	

Date	Opp	W. Heller					D. Hogue					C. Houston					J. Lacey					P. Lee					
		T	ST	AT	FF	FR	T	ST	AT	FF	FR	T	ST	AT	FF	FR	T	ST	AT	FF	FR	T	ST	AT	FF	FR	
9/9	STL	1	1	0	0.0	0.0	0	0	0	0.0	0.0	0	0	0	0.0	0.0	0	0	0	0.0	0.0	0	0	0	0.0	0.0	
9/16	at SF	0	0	0	0.0	0.0	2	2	0	0.0	0.0	0	0	0	0.0	0.0	0	0	0	0.0	0.0	0	0	0	0.0	0.0	
9/23	at Ten	0	0	0	0.0	0.0	RELEASED FROM TEAM					0	0	0	0.0	0.0	0	0	0	0.0	0.0	0	0	0	0.0	0.0	
10/3	MIN	0	0	0	0.0	0.0	RELEASED FROM TEAM					0	0	0	0.0	0.0	1	1	0	0.0	0.0	0	0	0	0.0	0.0	
10/14	at Phi	0	0	0	0.0	0.0	RELEASED FROM TEAM					1	0	0	0.0	0.0	0	0	0	0.0	0.0	0	0	0	0.0	0.0	
10/22	at Chi	0	0	0	0.0	0.0	RELEASED FROM TEAM					0	0	0	0.0	0.0	0	0	0	0.0	0.0	0	0	0	0.0	0.0	
10/28	SEA	1	1	0	0.0	0.0	RELEASED FROM TEAM					0	0	0	0.0	0.0	0	0	0	0.0	0.0	0	0	0	0.0	0.0	
11/4	at Jac	0	0	0	0.0	0.0	RELEASED FROM TEAM					0	0	0	0.0	0.0	0	0	0	0.0	0.0	0	0	0	0.0	0.0	
11/11	at Min	0	0	0	0.0	0.0	RELEASED FROM TEAM					0	0	0	0.0	0.0	0	0	0	0.0	0.0	0	0	0	0.0	0.0	
11/18	at GB	0	0	0	0.0	0.0	RELEASED FROM TEAM					0	0	0	0.0	0.0	0	0	0	0.0	0.0	0	0	0	0.0	0.0	
11/22	HOU	0	0	0	0.0	0.0	RELEASED FROM TEAM					0	0	0	0.0	0.0	0	0	0	0.0	0.0	0	0	0	0.0	0.0	
12/2	IND	0	0	0	0.0	0.0	RELEASED FROM TEAM					0	0	0	0.0	0.0	0	0	0	0.0	0.0	0	0	0	0.0	0.0	
12/9	at GB	0	0	0	0.0	0.0	RELEASED FROM TEAM					0	0	0	0.0	0.0	0	0	0	0.0	0.0	1	0	1	0.0	0.0	
12/16	at Ari	0	0	0	0.0	0.0	RELEASED FROM TEAM					0	0	0	0.0	0.0	0	0	0	0.0	0.0	1	1	0	0.0	0.0	
12/22	ATL	0	0	0	0.0	0.0	RELEASED FROM TEAM					0	0	0	0.0	0.0	RESERVE/INJURED		0	0	0	0.0	0.0	0	0	0.0	0.0
12/30	CHI	0	0	0	0.0	0.0	RELEASED FROM TEAM					0	0	0	0.0	0.0	RESERVE/INJURED		1	0	0	0.0	0.0	0	0	0.0	0.0
Totals		2	2	0	0.0	0.0	2	2	0	0.0	0.0	0	1	0	1	0.0	1	1	0	0.0	0.0	3	2	1	0.0	0.0	

Date	Opp	D. Levy					R. Lewis					T. Lewis					S. Logan					K. Osgood				
		TT	ST	AT	FF	FR	TT	ST	AT	FF	FR	TT	ST	AT	FF	FR	TT	ST	AT	FF	FR	TT	ST	AT	FF	FR
9/9	STL	1	1	0	0	0	0	0	0	0	0	0	0	0	0	0	0	0	0	0	0	0	0	0	0	0
9/16	at SF	0	0	0	0	0	1	1	0	0	0	0	0	0	0	0	0	0	0	0	0	0	0	0	0	1
9/23	at Ten	0	0	0	0	0	0	0	0	0	0	0	0	0	0	0	0	0	0	0	0	0	0	0	0	0
9/30	MIN	0	0	0	0	0	0	0	0	0	0	0	0	0	0	0	0	0	0	0	0	0	0	0	0	0
10/4	at Phi	0	0	0	0	0	0	1	0	0	0	0	0	0	0	0	1	1	0	0	0	1	1	0	0	0
10/22	at Chi	0	0	0	0	0	0	0	0	0	0	0	0	0	0	0	1	1	0	0	0	1	1	0	0	0
10/28	SEA	0	0	0	0	0	0	0	0	0	0	0	0	0	0	0	0	0	0	0	0	2	2	0	0	0
11/1	at Jac	0	0	0	0	0	0	0	0	0	0	1	1	0	0	0	0	0	0	0	0	0	0	0	0	0
11/14	at Min	0	0	0	0	0	0	0	0	0	0	0	0	0	0	0	1	1	0	0	1	0	0	0	0	0
11/18	GB	0	0	0	0	0	0	0	0	0	0	1	1	1	0	0	0	0	0	0	0	1	0	0	0	0
11/22	HOU	0	0	0	0	0	0	0	0	0	0	0	0	0	0	0	1	1	0	0	0	0	0	0	0	0
12/2	IND	0	0	0	0	0	0	0	0	0	0	0	0	0	0	0	0	0	0	0	0	1	1	0	0	0
12/9	at GB	0	0	0	0.0	0.0	0	0	0	0.0	0.0	0	0	0	0.0	0.0	0	0	0.0	0.0	0	0	0	0	0.0	0.0
12/16	at Ari	0	0	0	0.0	0.0	0	0	0	0.0	0.0	0	0	0	0.0	0.0	0	0	0.0	0.0	0	0	0	0	0.0	0.0
12/23	ATL	0	0	0	0.0	0.0	0	0	0	0.0	0.0	0	0	0	0.0	0.0	0	0	0.0	0.0	0	0	0	0	0.0	0.0
12/30	CHI	0	0	0	0.0	0.0	0	0	0	0.0	0.0	0	0	0	0.0	0.0	0	0	0.0	0.0	0	2	2	0	0	0
Totals		1	1	0	0.0	0.0	2	2	0	0.0	0.0	3	2	1	1	0	5	5	0	0	3	7	0	0	0	1



SEASON IN REVIEW

Detroitlions.com
Media.Detroitlions.com

		A. Palmer					R. Silva					A. Spivey					J. Wendling					T. Whitehead				
Date	Opp	TT	ST	AT	FF	FR	TT	ST	AT	FF	FR	TT	ST	AT	FF	FR	TT	ST	AT	FF	FR	TT	ST	AT	FF	FR
9/9	STL	0	0	0	0.0	0.0	0	0	0	0.0	0.0	0	0	0	0.0	0.0	0	0	0	0.0	0.0	0	0	0	0.0	0.0
9/16	at SF	0	0	0	0.0	0.0	0	0	0	0.0	0.0	0	0	0	0.0	0.0	0	0	0	0.0	0.0	1	1	0	1.0	0.0
9/23	at Ten	4	3	1	0.0	0.0	0	0	0	0.0	0.0	1	1	0	0.0	0.0	0	0	0	0.0	0.0	1	0	1	0.0	0.0
9/30	MIN	0	0	0	0.0	0.0	0	0	0	0.0	0.0	0	0	0	0.0	0.0	0	0	0	0.0	0.0	0	0	0	0.0	0.0
10/14	at Phi	0	0	0	0.0	0.0	0	0	0	0.0	0.0	2	2	0	0.0	0.0	0	0	0	0.0	0.0	0	0	0	0.0	0.0
10/22	at Chi	2	2	0	0.0	0.0	0	0	0	0.0	0.0	RESERVE/INJURED					1	1	0	0.0	0.0	0	0	0	0.0	0.0
10/28	SEA	2	2	0	0.0	0.0	0	0	0	0.0	0.0	RESERVE/INJURED					1	1	0	0.0	0.0	2	1	1	0.0	0.0
11/4	at Jac	1	1	0	0.0	0.0	0	0	0	0.0	0.0	RESERVE/INJURED					0	0	0	0.0	0.0	0	0	0	0.0	0.0
11/11	at Min	0	0	0	0.0	0.0	0	0	0	0.0	0.0	RESERVE/INJURED					0	0	0	0.0	0.0	1	1	0	0.0	0.0
11/18	GB	2	2	1	0.0	0.0	1	1	0	0.0	0.0	RESERVE/INJURED					1	1	0	0.0	0.0	0	0	0	0.0	0.0
11/22	HOU	2	2	0	0.0	0.0	0	0	0	0.0	0.0	RESERVE/INJURED					1	1	0	0.0	0.0	2	2	0	0.0	0.0
12/2	IND	0	0	0	0.0	0.0	0	0	0	0.0	0.0	RESERVE/INJURED					1	1	0	0.0	0.0	0	0	0	0.0	0.0
12/9	at GB	0	0	0	0.0	0.0	1	1	0	0.0	0.0	RESERVE/INJURED					1	0	1	0.0	0.0	2	1	1	0.0	0.0
12/16	at Ari	1	1	0	0.0	0.0	0	0	0	0.0	0.0	RESERVE/INJURED					3	3	0	0.0	0.0	0	0	0	0.0	0.0
12/22	ATL	0	0	0	0.0	0.0	1	1	0	0.0	0.0	RESERVE/INJURED					1	1	0	0.0	0.0	0	0	0	0.0	0.0
12/30	CHI	1	1	0	0.0	0.0	INACTIVE					RESERVE/INJURED					0	0	0	0	0	1	1	0	0.0	0.0
Totals		15	14	1	1	0	3	3	0	0	0	3	3	0	0	0	10	9	1	0	0	10	7	3	1.0	0.0

		K. Williams				
Date	Opp	TT	ST	AT	FF	FR
9/9	STL	1	1	0	0.0	0.0
9/16	at SF	0	0	0	0.0	0.0
9/23	at Ten	0	0	0	0.0	0.0
9/30	MIN	0	0	0	0.0	0.0
10/14	at Phi	1	1	0	0.0	0.0
10/22	at Chi	RELEASED FROM TEAM				
10/28	SEA	RELEASED FROM TEAM				
11/4	at Jac	RELEASED FROM TEAM				
11/11	at Min	RELEASED FROM TEAM				
11/18	GB	RELEASED FROM TEAM				
11/22	HOU	RELEASED FROM TEAM				
12/2	IND	RELEASED FROM TEAM				
12/9	at GB	RELEASED FROM TEAM				
12/16	at Ari	RELEASED FROM TEAM				
12/22	ATL	RELEASED FROM TEAM				
12/30	CHI	RELEASED FROM TEAM				
Totals		2	2	0	0.0	0.0



Games	45	22	44	46	25	45	45	45	45	45	45	45	45	45	45	45	45	45	45
Starts	22	22	22	22	22	22	23	25	22	22	22	22	22	22	22	22	22	22	22
Did Not Play	1	2	0	1	1	1	1	1	1	1	1	1	1	1	1	1	1	1	1
Inactive	1	2	0	1	1	1	1	1	1	1	1	1	1	1	1	1	1	1	1
Reserve/PUP	2	2	2	2	2	2	2	2	2	2	2	2	2	2	2	2	2	2	2
Reserve/IRD	0	0	0	1	1	1	1	1	1	1	1	1	1	1	1	1	1	1	1
Reserve/IR	1	1	1	1	1	1	2	3	3	4	4	4	4	6	7	9	10	10	10
Reserve/NFI	1	1	1	1	1	1	1	1	1	1	1	1	1	1	1	1	1	1	1
Practice Squad	7	7	7	6	6	6	8	8	8	8	8	8	8	8	8	8	8	8	8
Practice Squad/IR	0	0	0	0	0	0	1	2	2	2	2	2	2	2	2	2	2	2	2

P-Played; S-started; DNP-did not play; IR-injured Reserve; IRD-injured-reserve-designated to return; N-not with team; I-inactive; NFI-non-football injury; NFIH-non-football injury; PUP-physically unable to perform



2012 GAME-BY-GAME STARTERS

STL 9/9

WR Burleson
LT Backus
LG Sims
C Raiola
RG PETERMAN
RT Cherilus
TE Pettigrew
WR T. Young
WR Johnson
QB Stafford
RB Smith

LE Avril
DT Williams
DT Suh
RE Vanden Bosch
OLB Durant
MLB Tulloch
OLB Levy
LCB Lacey
RCB Bentley
SS Coleman
FS Wendling

AT SF 9/16

WR Burleson
LT Backus
LG Sims
C Raiola
RG PETERMAN
RT Cherilus
TE Pettigrew
WR T. Young
WR Johnson
QB Stafford
RB Smith

LE Avril
DT Williams
DT Suh
RE Vanden Bosch
OLB Durant
MLB Tulloch
OLB Levy
LCB Florence
RCB Lacey
SS Coleman
FS Wendling

AT TEN 9/23

WR Burleson
LT Backus
LG Sims
C Raiola
RG PETERMAN
RT Cherilus
TE Pettigrew
WR Heller
WR Johnson
QB Stafford
RB Leshoure

LE Avril
DT Williams
DT Hill
RE Vanden Bosch
OLB Durant
MLB Tulloch
OLB Levy
LCB Houston
RCB Bentley
SS Coleman
FS Wendling

MIN 9/30

WR Burleson
LT Backus
LG Sims
C Raiola
RG PETERMAN
RT Cherilus
TE Pettigrew
TE Reiff
WR Johnson
WR Stafford
QB Leshoure

LE Avril
DT Hill
DT Suh
RE Vanden Bosch
OLB Durant
MLB Tulloch
OLB Levy
LCB Houston
RCB Bentley
SS Coleman
FS Silva

AT PHI 10/14

WR Burleson
LT Backus
LG Sims
C Raiola
RG PETERMAN
RT Cherilus
TE Pettigrew
WR T. Young
WR Johnson
QB Stafford
RB Leshoure

LE Avril
DT Fairley
DT Suh
RE Vanden Bosch
OLB Durant
MLB Tulloch
OLB Levy
LCB Houston
RCB Lacey
SS Spivey
FS Delmas

AT CHI 10/22

WR T. Young
LT Backus
LG Sims
C Raiola
RG PETERMAN
RT Cherilus
TE Pettigrew
WR Scheffler
WR Johnson
QB Stafford
RB Leshoure

LE Avril
DT Fairley
DT Suh
RE Vanden Bosch
OLB Durant
MLB Tulloch
OLB Levy
LCB Houston
RCB Green
SS Spivey
FS Delmas

SEA 10/28

WR T. Young
LT Backus
LG Sims
C Raiola
RG PETERMAN
RT Cherilus
TE Pettigrew
TE Reiff
WR Johnson
WR Stafford
QB Leshoure

LE Avril
DT Fairley
DT Suh
RE Vanden Bosch
OLB Durant
MLB Tulloch
OLB Palmer
LCB Houston
RCB Green
SS Silva
FS Delmas

AT JAC 11/4

WR T. Young
LT Backus
LG Sims
C Raiola
RG PETERMAN
RT Cherilus
TE Pettigrew
TE Reiff
WR Johnson
WR Stafford
QB Leshoure

LE Avril
DT Williams
DT Suh
RE Vanden Bosch
OLB Durant
MLB Tulloch
OLB Palmer
LCB Houston
RCB Lacey
SS Coleman
FS Silva

AT MIN 11/11

WR T. Young
LT Backus
LG Sims
C Raiola
RG PETERMAN
RT Cherilus
TE Reiff
WR Broyles
WR Johnson
QB Stafford
RB Leshoure

LE Avril
DT Fairley
DT Suh
RE Vanden Bosch
OLB Durant
MLB Tulloch
OLB Levy
LCB Houston
RCB Lacey
SS Coleman
FS Silva

GB 11/18

WR T. Young
LT Backus
LG Sims
C Raiola
RG PETERMAN
RT Cherilus
TE Pettigrew
TE Scheffler
WR Johnson
WR Stafford
QB Leshoure

LE Avril
DT Fairley
DT Suh
RE Vanden Bosch
S Carey
MLB Tulloch
OLB Levy
LCB Houston
RCB Lacey
SS Florence
FS Silva

HOU 11/22

WR Thomas
LT Reiff
LG Sims
C Raiola
RG PETERMAN
RT Cherilus
TE Pettigrew
TE Heller
WR Johnson
WR Stafford
QB Leshoure

LE Avril
DT Fairley
DT Suh
RE Vanden Bosch
OLB Durant
MLB Tulloch
OLB Palmer
LCB Houston
RCB Florence
SS Coleman
FS Delmas

IND 12/2

WR Broyles
LT Backus
LG Sims
C Raiola
RG PETERMAN
RT Cherilus
TE Pettigrew
TE Scheffler
WR Johnson
WR Stafford
QB Leshoure

LE Avril
DT Fairley
DT Suh
RE Vanden Bosch
OLB Durant
MLB Tulloch
OLB Levy
LCB Houston
RCB Lacey
SS Carey
FS Delmas

AT GB 12/9

WR Durham
LT Backus
LG Sims
C Raiola
RG PETERMAN
RT Cherilus
TE Pettigrew
TE Scheffler
WR Johnson
QB Stafford
RB Leshoure

LE Avril
DT Fairley
DT Suh
RE Vanden Bosch
MLB Tulloch
OLB Levy
LCB Houston
RCB Lacey
SS Silva
FS Carey
CB Green

AT ARI 12/16

WR Durham
LT Backus
LG Sims
C Raiola
RG PETERMAN
RT Cherilus
TE Heller
TE Reiff
WR Johnson
QB Stafford
RB Leshoure

LE Avril
DT Hill
DT Suh
RE Vanden Bosch
MLB Tulloch
CB Green
OLB Durant
RCB Lacey
LCB Houston
FS Delmas
SS Carey

ATL 12/22

FB Chaps
LT Backus
LG Sims
C Raiola
RG PETERMAN
RT Cherilus
TE Heller
TE Reiff
WR Johnson
WR Stafford
QB Leshoure

LE Avril
DT Hill
DT Suh
RE Vanden Bosch
OLB Durant
MLB Tulloch
OLB Levy
LCB Houston
RCB Green
SS Carey
FS Delmas

CHI 12/30

WR Durham
LT Backus
LG Sims
C Raiola
RG PETERMAN
RT Cherilus
TE Heller
TE Reiff
WR Johnson
WR Stafford
QB Leshoure

LE Avril
DT Fluellen
DT Suh
RE Vanden Bosch
OLB Durant
MLB Tulloch
OLB Levy
LCB Houston
RCB Bartell
SS Carey
FS Delmas



SEASON IN REVIEW

Detroitlions.com

Media.Detroitlions.com

GAME #1

RAMS 23, LIONS 27
FORD FIELD, SEPTEMBER 9, 2012
ATTENDANCE: 62,315

	1Q	2Q	3Q	4Q	OT	Final
ST. LOUIS RAMS	3	10	0	10	-	23
DETROIT LIONS	0	10	3	14	-	27

RAMS Zuerlein 48 yd. Field Goal
LIONS Bell 1 yd. run (Hanson kick)
RAMS Zuerlein 29 yd. Field Goal
RAMS Finnegan 31 yd. interception return (Zuerlein kick)
LIONS Hanson 45 yd. Field Goal
LIONS Hanson 45 yd. Field Goal
RAMS Gibson 23 yd. pass from Bradford (Zuerlein kick)
LIONS Smith 5 yd. run (Hanson kick)
LIONS Zuerlein 46 yd. Field Goal
LIONS Smith 5 yd. pass from Stafford (Hanson kick)

	RAMS	LIONS
First Downs	14	28
Total Net Yards	251	429
Net Yards Rushing	78	83
Net Yards Passing	173	346
(Att/Comp/Int)	25-17-0	48-32-3
Punts-Average	5-48.2	3-40.5
Fumbles-Lost	2-0	0-0
Sacks-Yards	1-9	3-25
Penalties-Yards	7-65	3-27
Time of Possession	30:06	29:54

RUSHING

RAMS: Jackson 21-53; Richardson 2-20; Bradford 3-3; Amendola 1-2.
LIONS: Smith 13-62 1 TD; T. Young 1-11; Manningham 1-6; Williams 1-1; Logan 1-1; Bell 1-1 1 TD.

PASSING

RAMS: Bradford 25-17, 198, 1 TD, 0 INT.

LIONS: Stafford 48-32, 355, 1 TD, 3 INT.

RECEIVING

RAMS: Amendola 5-70; Gibson 4-51 1 TD; Jackson 4-31; Kendrick 2-16; Smith 1-16; McNeil 1-10; Turner 0-4; Givens 0-0.

LIONS: Johnson 6-111; Burleson 6-69; Pettigrew 5-77; Scheffler 5-30; Smith 4-29 1 TD; Heller 2-19; T. Young 1-14; Williams 1-4; Stafford 1-3; Logan 1-(-1).

SUMMARY

The Lions kicked off 2012 against the Rams in their first home regular season opener since 2006 and pulled out a last-minute 27-23 victory. The Lions offense marched straight down the field for 12 plays, 72 yards to a 1st and Goal at the Rams three-yard line, only to have Rams rookie CB Janoris Jenkins pick off QB Matthew Stafford's pass in the end zone and return it to the St. Louis 34. Defense held strong and set the tone on RB Steven Jackson's first carry, which resulted in no gain for St. Louis. That defensive stand held the Rams to a 48-yard field goal by rookie K Greg Zuerlein after a 10-play, 36-yard drive. On the next drive, Stafford moved the chains 80 yards, setting up RB Joique Bell for a one-yard touchdown rush up the middle in front of his hometown. Detroit's defense was at it again soon after when DT Ndamukong Suh brought down Jackson with one arm on a 3rd-and-2 and CB Drayton Florence, still fresh to the Lions, broke up a pass to force a punt situation. Stafford's ensuing drive was thwarted by LB Jo-Lonn Dunbar as he picked off a pass intended for TE Brandon Pettigrew at the St. Louis 14 and returned it 42 yards to the Detroit 44. DT Nick Fairley came in with a sack on QB Sam Bradford for a loss of five yards, compelling the Rams to settle for a field goal from Zuerlein. Seconds after the two minute warning in the first half, Stafford was plagued by a pick-six at the hands of CB Cortland Finnegan at the Detroit 31 for the 31-yard score. Keen on shaking off the interception, Stafford threw a deep 51-yard pass to connect with WR Calvin Johnson as the first half was capped off with a 41-yard field goal from K Jason Hanson. After a false start penalty and Bradford suffering a Suh-sack (12 yards), the offense once again had an opportunity to score. The Lions took the 45-yard field goal to tie the game after coverage from CB Janoris Jenkins and a sack for a loss of nine yards courtesy of DE Quinn Diggs. The third quarter remained tied after the back-and-forth drives of both teams came up scoreless. Stafford then hammered down the field for a five-play, 80-yard touchdown drive to tie the game at 20-20. The Rams answered with a 13-play 5:24 drive which garnered only a field goal to give St. Louis a three point lead. The Lions traveled 80 yards in under two minutes on their final drive of the game and finished with Stafford connecting with RB Kevin Smith for a five-yard pass with 10 seconds left on the clock. Detroit's high-energy win over St. Louis marked the franchise's 50th home-opening win in team history.

GAME #2

LIONS 19, 49ERS 27
CANDLESTICK PARK, SEPTEMBER 16, 2012
ATTENDANCE: 69,732

	1Q	2Q	3Q	4Q	OT	Final
DETROIT LIONS	6	0	3	10	-	19
SAN FRANCISCO 49ERS	7	7	3	10	-	27

49ERS Davis 21 yd. pass from Smith (Akers kick)
LIONS Hanson 38 yd. Field Goal
LIONS Hanson 41 yd. Field Goal
49ERS Gore 1 yd. run (Akers kick)
49ERS Akers 36 yd. Field Goal
LIONS Hanson 40 yd. Field Goal
49ERS Akers 48 yd. Field Goal
LIONS Hanson 48 yd. Field Goal
49ERS Davis 23 yd. pass from Smith (Akers kick)
LIONS Pettigrew 9 yd. pass from Stafford (Hanson kick)

	LIONS	49ERS
First Downs	15	24
Total Net Yards	296	349
Net Yards Rushing	82	148
Net Yards Passing	214	201
(Att/Comp/Int)	32-19-1	31-20-0
Punts-Average	2-44.5	3-36.3
Fumbles-Lost	0-0	2-1
Sacks-Yards	3-25	2-16
Penalties-Yards	8-67	5-62
Time of Possession	30:26	29:34

RUSHING

LIONS: Smith 16-53; Bell 6-14; Stafford 2-10; Burleson 2-5.

49ERS: Gore 17-89 1 TD; Manningham 1-29; Hunter 5-23; Smith 4-7.

PASSING

LIONS: Stafford 32-19, 230, 1 TD, 1 INT.

49ERS: Smith 31-20, 226, 2 TD, 0 INT.

RECEIVING

LIONS: Johnson 8-94; Pettigrew 3-18 1 TD; Bell 2-59; Smith 2-17; Scheffler 1-13; Burleson 1-11; Young 1-11; Heller 1-7.

49ERS: Crabtree 6-67; Davis 5-73 2 TD; Manningham 3-28; Hunter 2-21; Gore 2-16; Moss 1-14; Walker 1-7.

SUMMARY

The Lions ventured to Candlestick Park seeking a win for the first time since 1975 in front of a primetime audience, but fell eight points short to San Francisco, 27-19. After a three-and-out for the Lions, the 49ers wasted no time traveling for 67 yards in four plays and a touchdown in just over a minute as QB Alex Smith connected deep for 21 yards to TE Vernon Davis. After a five-yard penalty on 49ers TE Demarcus Dobbs at Detroit's 27, RB Kevin Smith edged down the field for four yards in two plays and WR Calvin Johnson and TE Will Heller used height to their advantage and picked up 15 yards. Smith picked up one more yard before a holding penalty on T Jeff Backus caused a loss of 10 yards, while WR Nate Burleson and TE Brandon Pettigrew combined for six more yards and placed K Jason Hanson within field goal range, concluding an eight-play, 48-yard scoring drive. The Lions special teams unit forced a turnover with a fumble caused by rookie LB Tahir Whitehead that was recovered by WR Kassim Osgood at the San Francisco 25. RB Joique Bell's 2-yard acquisition was the lone gain on the ensuing drive that resulted with another field goal from 41 yards out. The Lions defense limited 49ers RB Frank Gore to 23 yards in five plays with LB Stephen Tulloch allowing no gain on the third down for a punt situation. Lions QB Matthew Stafford was picked off on the third play of the ensuing drive by S Dashon Goldson at the Detroit 43 who returned it 20 yards. Following Gore's six-yard gain in two downs, a bad snap had Smith fumbling the ball and was recovered by the 49ers at Detroit's 34. K David Akers added a 35-yard field goal that was voided after a roughing the kicker penalty on Lions CB Drayton Florence. Two plays later, CB Jacob Lacey had a pass interference penalty which set the 49ers up for a one-yard rushing touchdown in five plays, 23 yards and 2:24 off the clock. On the 49ers' following possession, Smith passed for 31 consecutive yards to TE Delanie Walker. WR Mario Manningham and WR Randy Moss, respectively. Directly after a five-yard penalty on DT Ndamukong Suh, Suh sacked Smith for -12 yards. Though Gore was able to get those 12 yards back on the next down, the drive was capped with a 25-yard punt. The Lions offense pushed down the field using an effective run-pass combination, but Hanson missed the 40-yard field goal attempt. The 49ers saw three more points despite a split sack by DT Corey Williams and Suh for -10 yards as Detroit answered with a 40-yard field goal drive that went for 10 plays, 39 yards and 6:02 with just under four minutes to play in the fourth. Akers came back with a 48-yard field goal in 10 plays and 55 yards, while Stafford was victim of two sacks for a combined loss of 24 yards as the Lions settled for their fourth and final field goal of the night. 13 plays, 6:12 and 79 yards later, Smith's 23-yard touchdown pass to Davis extended the 49ers' lead late in the game. With three minutes remaining, Stafford was sacked on the first play by LB Aldon Smith for -7 yards. His next pass was incomplete to Kevin Smith, but he quickly slung it to Bell who darted 50 yards and kept the drive alive. Johnson came in on the reception for 22 yards and allowed for a nine-yard touchdown pass to TE Brandon Pettigrew. The score sat at 27-19 when Hanson chanced an aside kick, but the 49ers were able to recover it and ate up the remaining 1:28 with three kneels.



SEASON IN REVIEW

Detroitlions.com

Media.Detroitlions.com

GAME #3

LIONS 41, TITANS 44 (OT)

LP FIELD, SEPTEMBER 23, 2012

ATTENDANCE: 69,143

	1Q	2Q	3Q	4Q	OT	Final
DETROIT LIONS	6	3	7	25	-	41
TENNESSEE TITANS	10	10	0	21	3	44

LIONS.....Harson 47 yd. Field Goal
 LIONS.....Hanson 53 yd. Field Goal
 TITANS.....Bironas 31 yd. Field Goal
 TITANS.....Campbell 65 yd. punt return (Bironas kick)
 TITANS.....Cook 61 yd. pass from Locker (Bironas kick)
 LIONS.....Hanson 33 yd. Field Goal
 TITANS.....Bironas 38 yd. Field Goal
 LIONS.....Leshoure 1 yd. run (Hanson kick)
 LIONS.....Hanson 26 yd. Field Goal
 LIONS.....Burlerson 3 yd. pass from Stafford (Stafford-Burlerson pass)
 TITANS.....Reynaud 105 yd. kickoff return (Bironas kick)
 TITANS.....Washington 71 yd. pass from Locker (Bironas kick)
 TITANS.....Verner 72 yd. fumble return (Bironas kick)
 LIONS.....Johnson 3 yd. pass from Hill (Hanson kick)
 LIONS.....Young 46 yd. pass from Hill (Hanson kick)
 TITANS.....Bironas 26 yd. Field Goal

	LIONS	TITANS
First Downs	36	21
Total Net Yards	583	437
Net Yards Rushing	141	59
Net Yards Passing (Att/Comp/Int)	442/29-0	378/29-0
Punts-Average	55-43.0	42-29.0
Fumbles-Lost	4-39.0	1-41.0
Sacks-Yards	1-1	2-2
Penalties-Yards	10-91	1-8
Time of Possession	40:36	6-32
		27:49

RUSHING

LIONS: Leshoure 26-100 1 TD; Bell 5-23; Stafford 2-12; Burlerson 2-7; Hill 1-(-1).

TITANS: Locker 4-35; Johnson 14-24.

PASSING

LIONS: Stafford 33-42, 278, 1 TD, 0 INT; Hill 10-13, 172, 2 TD, 0 INT.

TITANS: Locker 29-42, 378, 2 TD, 0 INT.

RECEIVING

LIONS: Johnson 10-164 1 TD, Burlerson 10-69 1 TD; Pettigrew 8-61; Young 6-75 1 TD; Bell 4-44; Leshoure 4-34; Logan 1-3; Heller 0-0.

TITANS: Wright 7-41; Britt 6-55; Stevens 5-63; Cook 4-77 1 TD; Washington 3-112 1 TD; Williams 2-20; C.Johnson 1-5; Q. Johnson 1-5.

SUMMARY

The Tennessee Titans hosted the Detroit Lions for a wild ride that ended in a 44-41 Titans victory in overtime. QB Matthew Stafford looked to TE Brandon Pettigrew for the score on the first drive, but good coverage resulted in K Jason Hanson booting a 47-yard field goal. QB Jake Locker followed up with passes to WR Kenny Britt for seven yards, WR Kendall Wright for four and TE Jared Cook for two. Another five-yard gain from Wright had the Titans at 3rd-and-3 at the Titans 38 as Locker pulled out a 17-yard pass to Britt to get to 1st-and-10 at the Lions 45. A bad snap caused Lions DT Nick Fairley to recover the fumble for a turnover as RB Mikel Leshoure carried the momentum on the next three plays with 15 yards on the ground. An incomplete pass to Pettigrew and a four-yard pass to WR Titus Young set the Lions up for another field goal, this one from 53 yards out. Tennessee answered with a field goal after CB Chris Houston broke up a pass from Locker to Britt at the Detroit 13. The Titans ran a trick play on the ensuing punt return with RB Darious Reynaud throwing a reverse pass to CB Tommie Campbell for a 65-yard touchdown. On the following drive the Lions went three-and-out with Hanson filling in to punt due to P Ben Graham's injury. After a five-yard penalty on Fairley, Locker threw a 61-yard touchdown pass to Cook in two plays. The Titans then held the Lions to another field goal after 13 plays, 65 yards and 6-30. Detroit's defense had Tennessee at three-and-out on the next drive, including a penalty to improve the Lions field position, but no first downs had Hanson punting again. At the end of the first half, Titans K Rob Bironas added a 38-yard field goal after 70 yards, 9 plays and two penalties on Detroit. At the start of the third quarter, the Titans were held to a field goal and missed as Leshoure came in for a one-yard rush touchdown on the Lions' next possession. Johnson caught three passes for 55 yards on the 69-yard, eight-play drive. Holding the Titans to another missed field goal attempt, the Lions tackled on another field goal in response. On the following Tennessee drive, Houston forced a fumble that was recovered by LB DeAndre Levy as Stafford responded with a three-yard TD pass and a two-point conversion both to WR Nate Burleson in nine plays for 46 yards. Directly after the Lions' go-ahead score, Reynaud extinguished the Lions' momentum with a 105-yard touchdown kickoff return, tying the score 27-27. Locker followed up with a 71-yard pass to WR Nate Washington for a touchdown on the Titans' next drive to put Tennessee ahead one score. With the ball back, Stafford moved down the field until Pettigrew was stripped of the ball by CB Alterraun Verner, who ran it back for a 72-yard touchdown. Lions QB Shaun Hill came in at 1:16 due to injury and found Johnson in the end zone for a three-yard touchdown. Hanson kicked 19 yards inside and S Amari Speiwey recovered as Hill threw a Hail Mary pass to Young for a 46-yard touchdown to tie at 0:00. In OT, the Titans added a field goal after a 13-play, 72-yard drive. Hill took the ball 71 yards to the Tennessee seven-yard line, but a miscommunication on fourth down ended the game at 41-44.

GAME #4

VIKINGS 20, LIONS 13

FORD FIELD, SEPTEMBER 30, 2012

ATTENDANCE: 63,616

	1Q	2Q	3Q	4Q	OT	Final
MINNESOTA VIKINGS	10	3	7	0	-	20
DETROIT LIONS	3	3	0	7	-	13

VIKINGS.....Harvin 105 yd. kickoff return (Walsh kick)
 LIONS.....Hanson 40 yd. Field Goal
 VIKINGS.....Walsh 49 yd. Field Goal
 VIKINGS.....Walsh 37 yd. Field Goal
 LIONS.....Hanson 31 yd. Field Goal
 VIKINGS.....Sherels 77 yd. punt return
 LIONS.....Stafford 1 yd. run (Hanson kick)

	VIKINGS	LIONS
First Downs	15	23
Total Net Yards	227	341
Net Yards Rushing	157	55
Net Yards Passing (Att/Comp/Int)	100/26-16-0	286/51-30-0
Punts-Average	6-43.2	5-39.6
Fumbles-Lost	0-0	1-1
Sacks-Yards	2-9	2-11
Penalties-Yards	3-27	5-72
Time of Possession	29:18	30:42

RUSHING

VIKINGS: Peterson 21-102; Harvin 3-12; Gerhart 3-8; Ponder 1-5.

LIONS: Leshoure 13-26; Stafford 4-14 1 TD; Burlerson 1-8; T. Young 1-5; Bell 1-2.

PASSING

VIKINGS: Ponder 16-26, 111, 0 TD, 0 INT.

LIONS: Stafford 30-51, 319, 0 TD, 0 INT.

RECEIVING

VIKINGS: Simpson 4-50; Peterson 4-20; Harvin 3-22; Rudolph 2-8; Gerhart 1-8; Jenkins 1-4; Carlson 1-(-1).

LIONS: Pettigrew 7-67; Bell 6-72; Johnson 5-54; Burlerson 5-51; Leshoure 4-37; T. Young 1-17; Scheffler 1-16; K. Williams 1-5; Broyles 0-0.

SUMMARY

The Lions' first NFC North contest of the 2012 season opened with a 105-yard kickoff return courtesy of Vikings WR Percy Harvin just 12 seconds into the game. QB Matthew Stafford led the Lions' offensive retaliation with an attempted deep pass to WR Calvin Johnson that was incomplete, but drew two penalties on the defense: one for pass interference and one for offsides. Hanson booted a 40-yard field goal after the four-play, 58-yard drive to narrow the score to 7-3. Vikings RB Adrian Peterson had a 12-yard run for a first down, but DE Cliff Avril tackled Harvin on a reverse play for 3. WR Jerome Simpson had a first down, but another tackle for loss of a yard by LB DeAndre Levy had the Vikings in a third down situation that eventually led to a P Chris Kluwe punt. RB Stefan Logan had a gain of nine yards on the punt return to set the Lions up at the Detroit 19. TE Brandon Pettigrew and RB Mikel Leshoure were able to gain two first downs on the drive, but a loss of three yards on Leshoure's carry on 2nd-and-13 and a Stafford sack put Detroit in a difficult position to keep the drive alive. Lions S Ricardo Silva stepped it up on the ensuing Vikings drive as he made two tackles to halt the Vikings before a pass interference penalty on CB Bill Bentley gave Minnesota 31 yards. After a failed third down conversion, K Blair Walsh added a field goal from 49 yards out. Harvin got the Vikings to the 48 on their next drive after a 17-yard pass, while another pass interference penalty on Bentley moved the chains 26 more yards. DE Kyle Vanden Bosch stepped up on a third down at the Lions' own nine-yard line, forcing a Minnesota chip shot field goal that capped off an 11-play, 82-yard drive. K Jason Hanson added a 31-yard field goal on the ensuing drive as the Lions were forced to settle for three points after two end zone drops from WR Calvin Johnson and Pettigrew. Detroit's defense held the score at 13-6 before the end of the half. To begin the second half, Avril was just shy of an interception on the first play, while he and DT Ndamukong Suh combined for a 10-yard sack on Ponder to force a failed attempt on 3rd-and-20. Midway through the third quarter, Lions P Nick Harris punted 61 yards, only to have CB Marcus Sherels return it 77 yards for a touchdown and the Vikings' second return touchdown of the game. The only other score of the game came late in the fourth with Stafford on a one-yard quarterback sneak after 11 plays and 75 yards. The Lions left Ford Field with a 1-3 record going into their Bye week.



SEASON IN REVIEW

Detroitlions.com

Media.Detroitlions.com

GAME #5

LIONS 26, EAGLES 23 (OT)
LINCOLN FINANCIAL FIELD, OCTOBER 14, 2012
ATTENDANCE: 69,144

	1Q	2Q	3Q	4Q	OT	Final
DETROIT LIONS	6	0	0	17	3	26
PHILADELPHIA EAGLES	0	7	6	10	0	23

LIONS.....Hanson 46 yd. Field Goal
 LIONS.....Hanson 34 yd. Field Goal
 EAGLES.....McCoy 2 yd. pass from Vick (Henery kick)
 EAGLES.....Henery 26 yd. Field Goal
 EAGLES.....Henery 32 yd. Field Goal
 EAGLES.....Henery 49 yd. Field Goal
 LIONS.....Stafford 1 yd. run (Hanson kick)
 EAGLES.....Maclin 70 yd. pass from Vick (Henery kick)
 LIONS.....Burlerson 17 yd. pass from Stafford (Hanson kick)
 LIONS.....Hanson 19 yd. Field Goal
 LIONS.....Hanson 45 yd. Field Goal

	LIONS	EAGLES
First Downs	25	24
Total Net Yards	449	357
Net Yards Rushing	138	71
Net Yards Passing	311	286
(Att/Comp/Int)	45-22-1	46-28-2
Punts-Average	7-42.7	5-56.6
Fumbles-Lost	1-0	2-1
Sacks-Yards	3-25	0-0
Penalties-Yards	16-132	9-60
Time of Possession	30:41	33:19

RUSHING

LIONS: Leshoure 15-70; Bell 7-38; Burlerson 2-22; Stafford 3-7 1 TD; Williams 1-1.

EAGLES: Vick 9-59; McCoy 14-22; Brown 5-4; Jackson 1-(-)14.

PASSING

LIONS: Stafford 22-45, 311, 1 TD 1 INT.

EAGLES: Vick 28-46, 311, 2 TD 2 INT.

RECEIVING

LIONS: Johnson 6-135; Burlerson 4-24 1 TD; Scheffler 3-81; Pettigrew 3-38; Leshoure 3-24; T. Young, 2-6; Bell 1-3.

EAGLES: McCoy 7-26 1 TD; Maclin 6-130 1 TD; Jackson 5-74; Celek 4-33; Avant 2-21; Cooper 2-18; Harbor 2-9.

SUMMARY

With the Lions coming off of their Bye at the bottom of the NFC North at 1-3 and the Eagles carrying a six-game win streak in the team's series history, there were plenty that doubted a Lions victory. Detroit fired back with a late fourth-quarter rally led by QB Matthew Stafford to overcome a 10-point deficit to beat the Eagles 26-23 in overtime when K Jason Hanson kicked a 45-yard field goal on Detroit's first possession of the extra period. Hanson gave the Lions an early first quarter lead after a 48-yard punt return by RB Stefan Logan to the Eagles 34. The Eagles were not able to answer on their next possession as Hanson padded the lead with another field goal on the ensuing Lions' possession after a drive littered with offensive penalties. The second quarter opened up with a Stafford interception by CB Ndamisi Asomugha, but the Eagles were not able to produce as a result of the takeaway and were forced to punt. On the Eagles' next possession, Lions S Louis Delmas made a grand entrance back to the field and granted the Lions with their first interception of the season. Unfortunately, Detroit was not able to capitalize on the turnover. The Eagles then found their way on the scoreboard in the first half when QB Michael Vick flipped the ball to RB LeSean McCoy on a screen pass as McCoy fought his way into the end zone to give the Eagles a 7-6 lead with 1:16 left in the first half. The third quarter saw a sluggish Lions offense while the Eagles managed to score three field goals (26, 32, 49) on three consecutive possessions. After a would-be Stafford to Johnson touchdown was nullified due to offensive pass interference on Johnson, a 20-yard reception by Johnson set Stafford up to scramble into the end zone for a one-yard touchdown run. The Eagles pushed their lead to 23-13 on a 70-yard touchdown pass from Vick to WR Jeremy Maclin with 5:18 left to play, but the Lions responded with a 17-yard touchdown pass from Stafford to WR Nate Burleson and a 19-yard field goal by Hanson with three seconds left to play to send the game into overtime. Back-to-back sacks on Vick by DE Cliff Avril and a combined effort from DE Kyle Van Der Merwe and DT Nick Fairley set up the Lions' game-winning drive after the Eagles won the coin flip to start overtime and elected to receive. Detroit got the ball back at midfield and trusted the golden leg of Hanson as the veteran kicker knocked home the 45-yard field goal to give the Lions the 26-23 victory.

GAME #6

LIONS 7, BEARS 13
SOLDIER FIELD, OCTOBER 22, 2012
ATTENDANCE: 62,300

	1Q	2Q	3Q	4Q	OT	Final
DETROIT LIONS	0	0	0	7	-	7
CHICAGO BEARS	10	0	3	0	-	13

BEARS.....Marshall 7 yd. pass from Cutler (Gould kick)
 BEARS.....Gould 39 yd. Field Goal
 BEARS.....Gould 21 yd. Field Goal
 LIONS.....Broyles 12 yd. pass from Stafford (Hanson kick)

	LIONS	BEARS
First Downs	21	19
Total Net Yards	340	296
Net Yards Rushing	99	171
Net Yards Passing	241	125
(Att/Comp/Int)	46-28-1	32-17-0
Punts-Average	8-40.1	8-40.5
Fumbles-Lost	6-3	0-0
Sacks-Yards	5-25	3-20
Penalties-Yards	5-47	9-49
Time of Possession	25:25	34:35

RUSHING

LIONS: Leshoure 12-63; Stafford 3-23; Bell 3-13.

BEARS: Forte 22-96; Bush 6-36; Cutler 3-34; Campbell 1-5.

PASSING

LIONS: Stafford 28-46, 261, 1 TD 1 INT.

BEARS: Cutler 16-31, 150, 1 TD.

RECEIVING

LIONS: Young 6-81; Leshoure 6-20; Pettigrew 5-37; Broyles 3-51 1 TD; Johnson 3-34; Bell 3-16; Burleson 1-16; Scheffler 1-6.

BEARS: Marshall 6-81 1 TD; Hester 3-38; Bennett 3-27; Forte 3-4; Davis 1-3; Bush 1-(-3); Spaeth 0-0; Adams 0-0.

SUMMARY

The last Lions' Monday Night Football appearance had the Motor City roaring with approval after an emotional win over the Chicago Bears in front of a rowdy crowd at Ford Field that sat the team at 5-0 in 2011, but the 2012 big-state divisional rematch saw the Bears emerging as victors. A lack of third down conversions and two Red Zone fumbles had Detroit's offense scoreless until the end of the fourth quarter. The first drive of the game had the Lions receiving and going three-and-out after WR Calvin Johnson had two drops and RB Mikel Leshoure only picked up four yards on the ground. Chicago scored on its ensuing possession in less than three minutes when QB Jay Cutler connected seven yards to his favorite target WR Brandon Marshall to cap off a six-play, 59-yard drive. After another three-and-out for the Lions, the Lions defense held the Bears as LB Stephen Tulloch had a big tackle on third down to force a punt. Cutler took advantage of another possession following a Lions punt and scrambled for 24 yards, tacking on 15 more from an unnecessary roughness penalty. The Lions forced a 39-yard field goal from Bears K Robbie Gould after a tackle for a loss of three yards on third down by LB DeAndre Levy. Detroit's defense showed up in a significant fashion to begin the second quarter as Cutler was sacked on third down for a loss of 9 yards by LBs Stephen Tulloch and Justin Durant, resulting in a field goal situation. Gould attempted a 47-yarder but DE Lawrence Jackson thwarted the Bears' scoring opportunity with the block. DT Ndamukong Suh delivered a rib-bruising sack to Cutler on the subsequent Bears' control and allowed for another three-and-out. Just after the two-minute warning of the half, Leshoure fumbled at Chicago's 18-yard line and it was recovered by DE Julius Peppers. The half opened with the Lions' defense managing to get the Bears off the field in three downs, but P Adam Podlesh's punt was muffed by RB Stefan Logan and recovered by Bears CB Zack Bowman at the Detroit 27. The turnover was converted to three final points when Gould booted a 21-yard field goal to make the score 13-0. In a late attempt to bring his team back into the game, QB Matthew Stafford drove the Lions all the way down the field to the Chicago one-yard line. Any Detroit momentum was stifled, though, when RB Joique Bell fumbled at the one-yard line and LB Brian Urlacher returned it four yards to the Chicago five. Detroit would get on the board with 30 seconds remaining in the game as Stafford connected with rookie WR Ryan Broyles for his first career touchdown, but it proved to be too little too late as the Bears recovered Hanson's onside kick to seal the win 13-7.



SEASON IN REVIEW

Detroitlions.com

Media.Detroitlions.com

GAME #7

SEAHAWKS 24, LIONS 28
FORD FIELD, OCTOBER 28, 2012
ATTENDANCE: 63,497

	1Q	2Q	3Q	4Q	OT	Final
SEATTLE SEAHAWKS	3	14	0	7	-	24
DETROIT LIONS	7	7	0	14	-	28

SEAHAWKS.....Hauschka 23 yd. Field Goal
LIONS.....Broyles 6 yd. pass from Stafford (Hanson kick)
SEAHAWKS.....Lynch 77 yd. run (Hauschka kick)
SEAHAWKS.....Rice 9 yd. pass from Wilson (Hauschka kick)
LIONS.....Young 46 yd. pass from Stafford (Hanson kick)
LIONS.....Stafford 1 yd. run (Hanson kick)
SEAHAWKS.....Miller 16 yd. pass from Wilson (Hauschka kick)
LIONS.....Young 1 yd. pass from Stafford (Hanson kick)

	SEAHAWKS	LIONS
First Downs	21	26
Total Net Yards	369	415
Net Yards Rushing	133	84
Net Yards Passing	236	331
(Att/Comp/Int)	35-25-1	49-34-1
Punts-Average	3-48.3	4-44.0
Fumbles-Lost	1-1	0-0
Sacks-Yards	2-21	0-0
Penalties-Yards	2-10	5-61
Time of Possession	25:17	34:43

RUSHING

SEAHAWKS: Lynch 12-105 1 TD; Turbin 4-14; Wilson 1-9; Rice 1-3; Robinson 1-2.

LIONS: Leshoure 10-46; Bell 7-25; Stafford 4-12 1 TD; Smith 1-1.

PASSING

SEAHAWKS: Wilson 25-35, 236, 2 TD, 1 INT.

LIONS: Stafford 34-49, 352, 3 TD, 1 INT.

RECEIVING

SEAHAWKS: Tate 7-64; Rice 6-55 1 TD; Turbin 2-28; McCoy 2-27; Miller 2-22 1 TD; Martin 2-17; Washington 2-16; Robinson 1-6; Lynch 1-1; Moore 0-0.
LIONS: Young 9-100 2 TD; Pettigrew 7-74; Scheffler 4-46; Bell 4-33; Johnson 3-46; Broyles 3-37 1 TD; Leshoure 3-9; Smith 1-7.

SUMMARY

Playing host to a stout Seahawks defense after a month on the road, the Detroit Lions picked up their third win of the season with a come-from-behind 28-24 victory over Seattle at Ford Field. Seahawks QB Russell Wilson used the first drive to push Seattle down the field, but the Lions defense was able to hold them to a 23-yard field goal delivered by K Steven Hauschka in a 13-play, 72-yard drive that lasted 6:58. On the ensuing Lions drive QB Matthew Stafford threw two long passes, 19 yards to WR Ryan Broyles and 20 yards to TE Tony Scheffler, to move the chains. The 82-yard drive was capped off with the Lions' first first quarter touchdown of the season with a six-yard pass to Broyles in nine plays and 5:30. On the initial play of the second quarter Seahawks RB Marshawn Lynch broke free for a 77-yard touchdown dash to put Seattle back up 10-7. Detroit went three-and-out as Seattle's offense continued their momentum with a nine-yard touchdown pass from Wilson to WR Sidney Rice in six plays, 80 yards and 2:50, pushing their lead to 17-7. On the Lions next chance with the ball, however, Scheffler caught a 14-yard pass for a first down, TE Brandon Pettigrew added a 19-yard reception as the drive was completed when Stafford connected a deep 46-yard pass to WR Titus Young in the end zone. Stafford went 80 yards in six plays and just under three minutes to put the score at 17-14 in the Seahawks' favor going into halftime. Midway through the third quarter, Stafford was picked off with a pass intended for Scheffler in the end zone by FS Earl Thomas. Not looking to be shown up, S Ricardo Silva countered with his own interception on the following Seattle possession that he returned 26 yards to the Detroit 44. WR Calvin Johnson opened up the drive with a 25-yard reception, Pettigrew was able to convert a third down with a nine-yard catch and Stafford scrambled in for a one-yard touchdown to put the Lions up three at the beginning of the fourth quarter. Right away, however, Seattle WR Zach Miller caught a 16-yard touchdown pass from Wilson with 5:27 left in the game to put the Seahawks ahead once again. However, Seattle was unable to stop the Lions on their final possession as Johnson opened up the drive with a 15-yard reception, with Pettigrew and RB Joique Bell eating up receptions to keep the drive alive, including Bell's 11-yard snag that was just short of a touchdown at the one-yard line. The Lions needed to either punch it in the end zone or kick a field goal and send it to overtime, but Stafford went for the pass play and found Young wide open for a low one-yard pass and the win with only 20 seconds to play. The 16-play drive began at Detroit's 20 and traveled 80 yards in 5:07. To seal the victory, Silva recovered a Seattle fumble with eight seconds left to go in the game as Detroit became one step closer to .500 after the win with a 3-4 record.

GAME #8

LIONS 31, JAGUARS 14
EVERBANK FIELD, NOVEMBER 4, 2012
ATTENDANCE: 63,050

	1Q	2Q	3Q	4Q	OT	Final
DETROIT LIONS	0	21	0	10	-	31
JACKSONVILLE JAGUARS	0	0	0	14	-	14

LIONS.....Leshoure 7 yd. run (Hanson kick)
LIONS.....Leshoure 1 yd. run (Hanson kick)
LIONS.....Leshoure 8 yd. run (Hanson kick)
LIONS.....Hanson 42 yd. Field Goal
JAGUARS.....Spurlock 5 yd. pass from Gabbert (Gabbert-Jennings pass)
LIONS.....Bell 10 yd. run (Hanson kick)
JAGUARS.....Blackmon 6 yd. pass from Gabbert (pass failed)

	LIONS	JAGUARS
First Downs	26	19
Total Net Yards	434	279
Net Yards Rushing	149	64
Net Yards Passing	285	215
(Att/Comp/Int)	33-22-0	38-27-2
Punts-Average	2-49.5	4-50.5
Fumbles-Lost	0-0	0-0
Sacks-Yards	1-5	0-0
Penalties-Yards	5-42	3-40
Time of Possession	35:30	24:30

RUSHING

LIONS: Bell 13-7 1 TD; Leshoure 16-70 3 TD; Smith 3-8; Stafford 2-(-)2.

JAGUARS: Jennings 12-45; Parmele 5-15; Gabbert 3-4

PASSING

LIONS: Stafford 22-33, 285, 0 TD, 0 INT.

JAGUARS: Gabbert 27-38, 220, 2 TD, 2 INT.

RECEIVING

LIONS: Johnson 7-129, Broyles 6-52, Bell 3-36, Scheffler 2-28, Young 2-20, Pettigrew 1-11, Smith 1-9, Leshoure 0-0, Heller 0-0.

JAGUARS: Robinson 6-41, Spurlock 5-35 1 TD, Blackmon 5-32 1 TD, Lewis 4-41, Shorts 3-56, Jennings 3-7, Parmele 1-8.

SUMMARY

RB Mikeal Leshoure led the Lions to a 31-14 road victory against the Jacksonville Jaguars as he paced his way to three rushing touchdowns in the game, all of which came in the first half. The Lions started their second drive of the game at their own 8-yard line after a 73-yard punt from Jaguars P Bryan Anger. A Jacksonville penalty and a 28-yard catch by TE Tony Scheffler helped the Lions drive the ball down the field to set up a 47-yard field goal by K Jason Hanson. Following another deep Anger punt, QB Matthew Stafford orchestrated a drive spilling into the second quarter for 13 plays, 91 yards and 5:50 that culminated into Leshoure's first touchdown of the day. The scoring drive was set up by two big catches from WR Calvin Johnson of 26 and 18 yards, respectively. Working with their best field position thus far in the game following a third straight Jacksonville punt, a 38-yard reception by Johnson took the ball to the one-yard line as Leshoure dashed in on the next play for a 14-0 lead with 7:56 to play in the first half. Though the Jags were able to obtain their sole first drive of the half on their next possession, the Lions defense ultimately forced another punt. With the ball back in Stafford's hands and staring at a third down situation, a pass interference call on the Jaguars provided 20 free yards and a key first down. A 12-yard catch by Johnson and a 17-yard catch by WR Titus Young landed Leshoure at the eight-yard line on 2nd-and-7 as T Riley Reiff gave Leshoure a clear shot to book it into the end zone and give Detroit a cushy 21-0 lead just before halftime in 10 plays, 81 yards and 4:11. Jaguars QB Blaine Gabbert was picked off by S Erik Coleman on Jacksonville's ensuing control of the ball to begin the second half, but Detroit was unable to produce a score and punted. Near the end of the third quarter after scoreless drives from each team, Jacksonville rushed and passed to get into scoring position at Detroit's 26. Gabbert then had a pass tipped in the Red Zone, allowing rookie CB Jonte Green to grab his first career interception. Stafford moved the chains to get K Jason Hanson in position to sink a 42-yard field goal, giving the Lions a 24-0 lead with 13:56 left in the game. Jacksonville responded with its first scoring drive of the game as Gabbert found WR Michael Spurlock in the end zone from five yards out and RB Rashad Jennings then caught a pass on the two-point conversion to make it a 24-6 game after nine plays, 80 yards and 5:54. Detroit's answer was swift with a nine-play drive that covered 80 yards as RB Joique Bell ran up the middle 10 yards for another six points to extend Detroit's lead to 31-8. The Jaguars concluded the game with a six-yard touchdown catch by rookie WR Justin Blackmon and a failed two-point conversion.



GAME #9

LIONS 24, VIKINGS 34

MALL OF AMERICA FIELD, NOVEMBER 11, 2012

ATTENDANCE: 64,059

	1Q	2Q	3Q	4Q	OT	Final
DETROIT LIONS	0	3	7	14	-	24
MINNESOTA VIKINGS	10	3	3	18	-	34

VIKINGS..... Wright 3 yd. pass from Ponder (Walsh kick)
VIKINGS..... Walsh 48 yd. Field Goal
LIONS..... Hanson 41 yd. Field Goal
VIKINGS..... Walsh 23 yd. Field Goal
VIKINGS..... Walsh 23 yd. Field Goal
LIONS..... Pettigrew 16 yd. pass from Stafford (Hanson kick)
VIKINGS..... Rudolph 20 yd. pass from Ponder (Peterson run)
LIONS..... T. Young 1 yd. pass from Stafford (Hanson kick)
VIKINGS..... Peterson 61 yd. pass from Stafford (Hanson kick)
VIKINGS..... Walsh 3 yd. Field Goal
LIONS..... Johnson 11 yd. pass from Stafford (Hanson kick)

	LIONS	VIKINGS
First Downs	23	18
Total Net Yards	368	403
Net Yards Rushing	60	189
Net Yards Passing	308	214
(Att/Comp/Int)	42-28-1	32-24-0
Punts-Average	6-38.0	5-48.6
Fumbles-Lost	2-1	1-0
Sacks-Yards	1-7	2-21
Penalties-Yards	6-57	7-47
Time of Possession	25:36	34:24

RUSHING

LIONS: Leshoure 13-43; Stafford 3-13; Bell 1-4.

VIKINGS: Peterson 27-171 1 TD; Ponder 7-15; Wright 1-3.

PASSING

LIONS: Stafford 28-42, 329, 3 TDs, 1 INT.

VIKINGS: Ponder 24-32, 221, 2 TD, 0 INT.

RECEIVING

LIONS: Johnson 12-207 1 TD; Bell 7-44; T. Young 4-35 1 TD; Pettigrew 3-32 1 TD; Broyles 1-6; Leshoure 1-5; Scheffler 0-0.

VIKINGS: Rudolph 7-64 1 TD; Wright 3-65 1 TD; Simpson 3-28; Peterson 3-5; Gerhart 2-15; Jenkins 2-12; Aromashodu 1-31; Carlson 1-11; Felton 1-5; Peterson 1-5; Burton 0-0.

SUMMARY

Looking to avenge a home loss to Minnesota in Week 4, it was the Lions turn to head to Mall of America Field and attempt to keep their winning momentum going against the Vikings. However more slow starts in the first half and choice penalties resulted in a 34-24 loss as the Lions fell to 4-5 overall. The first possession of the game had QB Matthew Stafford driving his offense down the field with completions to RB Mikel Leshoure for one yard, TE Brandon Pettigrew for 10 yards and WR Calvin Johnson for 11 yards. On a two-yard Leshoure run up the middle, an illegal crackback penalty was called on WR Ryan Broyles that put Detroit back 15 yards and ended up being the first of many 3rd-and-longs for Stafford's crew in the game. After a 40-yard punt, Vikings QB Christian Ponder took the field and led a seven-play, 67-yard, 3:31 drive that ended in a three-yard touchdown pass to WR Percy Harvin's replacement, WR Jarius Wright. After the extra point by K Blair Walsh, Stafford had the ball back in his hands, but two incomplete passes had the Lions facing a 3rd-and-10 from their own 20-yard line. Stafford's intended short pass to Pettigrew was picked off by Vikings LB Chad Greenway who returned it three yards. DE Cliff Avril rushed Ponder on the ensuing drive and came up with a big 15-yard tackle for loss, but the Vikings managed to get within field goal range for Walsh as he booted a 48-yarder to put Minnesota up 10-0 at the end of the first quarter. Determined to get on the board, Stafford used his array of receivers and Leshoure pounded the ground to get to the Minnesota 12-yard line, reaching a key 3rd-and-5. A Stafford sack at the hands of Vikings DT Kevin Williams pushed the chains backwards 11 yards, however, as K Jason Hanson was called upon to deliver a 41-yard field goal after 12 plays, 69 yards, a defensive penalty and 6:47 to narrow the score to 10-3. Answering the call for Minnesota was RB Adrian Peterson as he broke through holes for 15 yards, followed up by a 20-yard run from Ponder. Walsh later capped off the 13-play, 81-yard drive with a 23-yard field goal, followed by another 23-yard field goal midway through the third quarter. On the resulting Lions drive, Stafford sailed it 16 yards to Pettigrew in the back of the end zone for seven after just four plays and 81 yards. Ponder responded with a 20-yard pass to Rudolph and a two point conversion from Peterson after eight plays and 62 yards. Poised and ready in the fourth quarter, Stafford hit WR Titus Young in the end zone after two more long passes to Johnson, but Peterson stifled any Detroit momentum as he darted 61 yards for another Vikings score. Looking to comeback yet again, Johnson fumbled on the very next play of the ensuing drive as Walsh capitalized on the turnover and turned in another three points. Stafford and Johnson would eventually connect in the end zone for the first time all season, but a 15-yard penalty from DT Sammie Hill later kept the Vikings in possession, sealing the Minnesota win, 34-24.

GAME #10

PACKERS 24, LIONS 20

FORD FIELD, NOVEMBER 18, 2012

ATTENDANCE: 63,716

	1Q	2Q	3Q	4Q	OT	Final
GREEN BAY PACKERS	0	7	7	10	-	24
DETROIT LIONS	3	7	7	3	-	20

LIONS..... Hanson 30 yd. Field Goal
PACKERS..... Finley 20 yd. pass from Rodgers (Crosby kick)
LIONS..... Leshoure 1 yd. run (Hanson kick)
PACKERS..... Jennings 72 yd. interception return (Crosby kick)
LIONS..... Johnson 25 yd. pass from Stafford (Hanson kick)
LIONS..... Hanson 27 yd. Field Goal
PACKERS..... Cobb 22 yd. pass from Rodgers (Crosby kick)
PACKERS..... Crosby 39 yd. Field Goal

	PACKERS	LIONS
First Downs	16	19
Total Net Yards	314	362
Net Yards Rushing	95	110
Net Yards Passing	219	252
(Att/Comp/Int)	27-19-1	39-17-2
Punts-Average	4-44.0	3-39.3
Fumbles-Lost	2-0	3-2
Sacks-Yards	5-14	3-17
Penalties-Yards	9-80	1-10
Time of Possession	30:18	29:42

RUSHING

PACKERS: Starks 25-74; Cobb 2-19; Rodgers 1-3; Kuhn 1 (-)1.

LIONS: Leshoure 19-84 1 TD; Stafford 2-12; Thomas 1-6; Smith 1-4; Bell 1-4.

PASSING

PACKERS: Rodgers 19-27, 236, 2 TD, 1 INT.

LIONS: Stafford 17-39, 266, 1 TD, 2 INT.

RECEIVING

PACKERS: Cobb 9-74 1 TD; Finley 3-66 1 TD; Nelson 3-45; Jones 2-33; Driver 1-12; Starks 1-6; Green 0-0.

LIONS: Johnson 5-143 1 TD; Pettigrew 4-22; Broyles 2-35; Scheffler 2-22; Young 1-24; Heller 1-17; Bell 1-5; Leshoure 1 (-)2.

SUMMARY

In the first contest between the two NFC North rivals of the 2012 season, the Detroit Lions settled in for their first of a three-game home stretch and attempted to get a divisional win against the Green Bay Packers. The Packers, though, with three of their best players lost to injury, pulled off a late-fourth quarter, 24-20 comeback win after the Lions led for most of the game. Incomplete passes early on from QB Matthew Stafford and a sack at the hands of Packers S Morgan Burnett had the Lions settling for a 30-yard field goal from K Jason Hanson in eight plays, 57 yards and 3:08 to give the Lions a 3-0 lead. The Packers' ensuing possession carried into the start of the second quarter and QB Aaron Rodgers sailed a 20-yard pass to TE Jermaine Elmer for a touchdown after 81 yards in 11 plays. Stafford responded by driving the offense down the field with a 17-yard pass to TE Will Heller and a 10-yard gain on the ground from RB Mikel Leshoure. Facing a 1st-and-Gos, Leshoure rushed it in for the score and Hanson added the point after to put Detroit back up by three. Following a stout defensive stand, a promising Detroit drive aided by two defensive penalties was thwarted by Packers CB Casey Hayward as he picked off Stafford's pass intended for WR Titus Young and returned it 20 yards. Lions CB Jacob Lacey picked off Rodgers, however, and returned it for 10 yards on the second play of the Packers' ensuing possession. Two incomplete passes put Stafford in a 3rd-and-10 situation as he fumbled the ball following a sack by LB Dezman Moses. A missed 50-yard field goal from Packers K Mason Crosby, though, allowed the Lions to carry the 10-7 lead into halftime. Midway through the third quarter, however, Green Bay S M.D. Jennings hand-delivered Stafford's second interception of the day and returned it 72 yards to the end zone to put the Packers back on top 14-10. The next drive provided Detroit's best and most dynamic answer, a Stafford to WR Calvin Johnson 25-yard touchdown after 10 plays, 83 yards and 5:30 to give the Lions a 17-14 lead. Hanson provided a further boost with a 27-yard field goal after 9 plays and 63 yards with nearly four minutes remaining in the game. Misplays by Lacey and S Ricardo Silva, however, allowed Rodgers to complete a 22-yard touchdown pass to WR Randall Cobb to put the Packers up 21-20. Detroit was unable to reach a first down in the ensuing possession as Crosby nailed a 39-yard field goal with only 0:19 seconds to play. Johnson's attempted lateral on the final play of the game was fumbled and recovered by Green Bay as the Packers went on to win 24-20.



SEASON IN REVIEW

Detroitlions.com

Media.Detroitlions.com

GAME #11

TEXANS 34, LIONS 31
FORD FIELD, NOVEMBER 22, 2012
ATTENDANCE: 64,827

	1Q	2Q	3Q	4Q	OT	Final
HOUSTON TEXANS	0	14	10	7	3	34
DETROIT LIONS	7	14	3	7	0	31

LIONS.....Leshoure 2 yd. run (Hanson kick)
TEXANS.....Foster 6 yd. run (Graham kick)
LIONS.....Thomas 5 yd. pass from Stafford (Hanson kick)
TEXANS.....Daniels 9 yd. pass from Schaub (Graham kick)
LIONS.....Johnson 22 yd. pass from Stafford (Hanson kick)
LIONS.....Hanson 46 yd. Field Goal
TEXANS.....Forsett 81 yd. run (Graham kick)
TEXANS.....Graham 45 yd. Field Goal
LIONS.....Bell 23 yd. run (Hanson kick)
TEXANS.....Foster 1 yd. run (Graham kick)
TEXANS.....Graham 32 yd. Field Goal

	TEXANS	LIONS
First Downs	26	29
Total Net Yards	56	525
Net Yards Rushing	205	106
Net Yards Passing	296	419
(Att/Comp/Int)	48-29-1	61-31-0
Punts-Average	6-47.5	8-37.4
Fumbles-Lost	1-0	1-1
Sacks-Yards	3-22	2-19
Penalties-Yards	8-65	7-70
Time of Possession	35:38	37:01

RUSHING

TEXANS: Foster 20-102 2 TD; Forsett 5-87 1 TD; Martin 1-17; Schaub 2-(-) 1.

LIONS: Bell 5-47 1 TD; Leshoure 12-32 1 TD; Thomas 1-14; Stafford 2-7; Smith 3-6.

PASSING

TEXANS: Schaub 29-48, 315, 1 TD, 1 INT.

LIONS: Stafford 31-61, 441, 2 TD, 0 INT.

RECEIVING

TEXANS: A. Johnson 9-188; Foster 5-15; Casey 4-38; Daniels 4-20 1 TD; Graham 3-17; Walter 2-20; Martin 2-17; Forsett 0-0.

LIONS: C. Johnson 8-140 1 TD; Pettigrew 8-74; Broyles 6-126; Scheffler 5-57; Leshoure 2-27; Thomas 2-17 1 TD; Bell 0-0; Smith 0-0.

SUMMARY

The 73rd Annual Detroit Lions' Thanksgiving Day Classic saw the Houston Texans heading north for only the third ever match-up between the two teams in series history. The Lions elected to receive as Texans DE J.J. Watt sacked QB Matthew Stafford on the first play of the game for a loss of seven yards. Undeterred, Stafford picked up a first down when he shot a 25-yard pass to WR Ryan Broyles a play later. Another deep ball, this one for 20 yards to WR Calvin Johnson, got Detroit to the 44, while a 12-yard run by RB Mikel Leshoure and a 12-yard pass to WR Mike Thomas resulted in two more first downs. TE Tony Scheffler's 10-yard reception at the 12 converted a third down to set up Leshoure as he pushed his way two yards for a touchdown. The 12-play, 80-yard drive lasted 5:02 and marked the first time the Lions scored on their first possession and the first rushing touchdown Houston gave up all season. At the start of the second quarter, Houston scored on the successive push down the field when RB Arian Foster raced six yards into the end zone after traveling seven plays and 74 yards in 3:42. A short run by Leshoure on the Lions' control of the ball following the PAT, a 14-yard catch by Johnson and another diving 35-yard snag by Johnson had the Lions sitting pretty at Houston's 31. Two 12-yard passes to Johnson and TE Brandon Pettigrew, respectively, helped drive the ball down the field to the Houston five-yard line. A five-yard pass from Stafford down the middle sailed into Thomas' waiting hands for six more points in Detroit's favor to give the Lions the 14-7 lead. QB Matt Schaub responded with a deep pass to WR Andre Johnson for 43 yards to convert a third down on the following drive. Two plays later, despite a tackle for loss delivered by LB Stephen Tulloch, Houston TE Owen Daniels caught a nine-yard pass to bring the score to 14-14. Lions' RB Stefan Logan provided a solid 38-yard kick return to put Detroit at the 41. Stafford carried the momentum with a pass to Broyles for 37 yards and then 22 yards to Johnson for a touchdown in just two plays, 59 yards and 0:22. The first half ended with DE Cliff Avril sacking Schaub for a loss of nine yards as the Lions went into the locker room leading 21-14. K Jason Hanson sank a 46-yard field goal on the Lions' first drive to open up the third quarter. On the Texans' next drive, no whistle was called as RB Justin Forsett's knee touched the ground as the play continued, allowing him to run 81 yards for a touchdown. The scoring play was nullified for review after a penalty was called on head coach Jim Schwartz for throwing a challenge flag. With the momentum shifting in Houston's favor, Detroit punted the ball back and K Shayne Graham booted in a 45-yard field goal to tie the game again. The opening play of the fourth quarter saw RB Joique Bell darting 23 yards for the go-ahead score as the Detroit defense held Houston scoreless until the two minute warning when Foster added a one-yard rush to tie the game at 31-31 and send it into overtime. A 40-yard catch by Broyles got Detroit to the 40 when a Pettigrew fumble was recovered by LB Darryl Sharpton. A pair of missed field goals from both Graham and Hanson allowed Graham one last shot to win the game, resulting in the go-ahead 32-yard field goal to give Houston the 34-31 win.

GAME #12

COLTS 35, LIONS 33
FORD FIELD, DECEMBER 2, 2012
ATTENDANCE: 63,887

	1Q	2Q	3Q	4Q	OT	Final
INDIANAPOLIS COLTS	7	7	7	14	-	35
DETROIT LIONS	10	13	7	3	-	33

LIONS.....Hanson 48 yd. Field Goal
COLTS.....Avery 17 yd. pass from Luck (Vinatieri kick)
LIONS.....Pettigrew 16 yd. pass from Stafford (Hanson kick)
LIONS.....Leshoure 6 yd. run (Hanson kick)
COLTS.....Fleener 26 yd. pass from Luck (Vinatieri kick)
LIONS.....Hanson 33 yd. Field Goal
LIONS.....Hanson 52 yd. Field Goal
COLTS.....Ballard 11 yd. run (Vinatieri kick)
LIONS.....Johnson 46 yd. pass from Stafford (Hanson kick)
LIONS.....Hanson 31 yd. Field Goal
COLTS.....Brazill 42 yd. pass from Luck (Vinatieri kick)
COLTS.....Avery 14 yd. pass from Luck (Vinatieri kick)

	COLTS	LIONS
First Downs	23	21
Total Net Yards	459	438
Net Yards Rushing	87	100
Net Yards Passing	372	338
(Att/Comp/Int)	54-24-3	36-26-0
Punts-Average	8-50.0	4-46.8
Fumbles-Lost	1-0	0-0
Sacks-Yards	0-0	2-19
Penalties-Yards	4-36	8-61
Time of Possession	22:22	37:38

RUSHING

COLTS: Ballard 9-41 1 TD; Luck 3-33; Brown 6-13.

LIONS: Bell 7-81; Leshoure 21-57 1 TD; Stafford 1-0.

PASSING

COLTS: Luck 24-54, 391, 4 TD, 3 INT.

LIONS: 27-46, 313, 2 TD, 1 INT.

RECEIVING

COLTS: Hilton 6-100; Avery 5-91 2 TD; Wayne 4-51; Ballard 3-21; Allen 2-50; Brown 2-10; Brazill 1-42 1 TD; Fleener 1-26 1 TD.

LIONS: Johnson 13-171 1 TD; Scheffler 3-55; Pettigrew 3-43 1 TD; Bell 3-21; Leshoure 2-16; Heller 1-5; Broyles 1-3; Thomas 1-(-); Smith 0-0.

SUMMARY

In the final contest of a three-game home stretch, the Detroit Lions ultimately fell to the Indianapolis Colts despite maintaining a lead for 59 of the 60 minutes. OT Ndamukong Suh welcomed rookie QB Andrew Luck to Ford Field with a sack on his first snap for a loss of seven yards and set up a three-and-out for the Colts. The first score of the game came on the next drive when Stafford sailed a 14-yard pass to Johnson on third down as K Jason Hanson eventually concluded the drive with a 48-yard field goal to give Detroit the early lead. Luck was at the helm on the ensuing drive when he converted a third down on a 60-yard pass to WR T.Y. Hilton. Facing another third down, WR Donnie Avery snagged a 17-yard pass from Luck for his first score as the Colts took the lead 7-3. RB Stefan Logan returned a 73-yard kick from P Pat McAfee 21 yards to Detroit's 13 as Stafford relied on his arm to move the chains with a 15-yard pass to RB Joique Bell, a 39-yard pass to TE Tony Scheffler and a few short passes to get the first down. Stafford then passed deep right to TE Brandon Pettigrew in the end zone on second down to take the lead 10-7. Indianapolis went three-and-out as Pettigrew caught Stafford's 17-yard pass on the ensuing drive, while Johnson's one-armed, 32-yard catch helped set up Leshoure's rush up the middle for a six-yard touchdown. In three plays and two defensive penalties, Colts TE Coby Fleener responded with a 26-yard touchdown pass from Luck in the end zone to regain the lead. Two drives later, CB Drayton Florence's pick resulted in a chip shot field goal from Hanson, followed by another one from 52 yards out. After both teams traded interceptions, Colts RB Vick Ballard marched right down the field to start the third quarter and capped it off with an 11-yard touchdown run. Stafford looked to tie his go-to guy in Johnson soon after for a 46-yard sliding touchdown as Johnson's 12th catch of the day put him over the 125+ yard receiving mark for the fifth straight game. The Colts came out scoreless on their first two drives in the fourth quarter, the second in large part to a strip-sack from DE Cliff Avril. On the subsequent Detroit possession, Bell dashed for a 67-yard run that helped set up Hanson's fourth field goal to give the Lions a 33-21 lead. However, despite having just thrown his third interception of the game, Luck came right back with a 42-yard pitch for six to WR LaVon Brazill. To set the score at 28-33 with only 2:39 left in the game. The Colts defense held the Lions on the ensuing drive, allowing Luck to have the ball for one last drive. The rookie signal caller managed his way down the field to the Lions 14-yard line before finding Avery on a checkdown route for the game-winning score and Avery's second touchdown of the game.*



SEASON IN REVIEW

Detroitlions.com

Media.Detroitlions.com

GAME #13

LIONS 20, PACKERS 27
LAMBEAU FIELD, DECEMBER 9, 2012
ATTENDANCE: 70,382

	1Q	2Q	3Q	4Q	OT	Final
DETROIT LIONS	7	7	3	3	-	20
GREEN BAY PACKERS	0	10	7	10	-	27

LIONS..... Stafford 4 yd. run (Hanson kick)
 LIONS..... Scheffler 3 yd. pass from Stafford (Hanson kick)
 PACKERS..... Crosby 49 yd. Field Goal
 PACKERS..... Daniels 43 yd. fumble return (Crosby kick)
 PACKERS..... Rodgers 27 yd. run (Crosby kick)
 LIONS..... Hanson 46 yd. Field Goal
 PACKERS..... Harris 14 yd. run (Crosby kick)
 PACKERS..... Crosby 41 yd. Field Goal
 LIONS..... Hanson 34 yd. Field Goal

	LIONS	PACKERS
First Downs	27	15
Total Net Yards	386	288
Net Yards Rushing	135	140
Net Yards Passing	251	148
(Att/Comp/Int)	45-27-1	24-14-0
Punts-Average	2-35.0	3-44.3
Fumbles-Lost	1-1	2-1
Sacks-Yards	3-25	1-13
Penalties-Yards	5-55	7-50
Time of Possession	37:14	22:46

RUSHING

LIONS: Leshoure 14-49; Bell 12-49; Thomas 2-25; Stafford 3-9 1 TD; Logan 1-3.

PACKERS: Green 13-69; Rodgers 3-32 1 TD; Harris 7-31 1 TD; Grant 1-13; Kuhn 1-(-)5.

PASSING

LIONS: Stafford 27-45, 264, 1 TD 1 INT.

PACKERS: Rodgers 14-24, 173, 0 TD 0 INT.

RECEIVING

LIONS: Johnson 10-118; Bell 5-47; Durham 4-54; Heller 4-21; Scheffler 3-20 1 TD.

PACKERS: Cobb 7-102; Jones 2-27; Taylor 2-16; Jennings 1-27; Boykin 1-4; Green 1-(-)3; Kuhn 0-0; Crabtree 0-0.

SUMMARY

Amidst the swirling snow in front of a national audience at Lambeau Field, the Detroit Lions started not picking up first downs all the way down the field. A nine-yard reception from WR Calvin Johnson, 11 yards on the ground from RB Joique Bell, 15 more from Johnson and a 22-yard dash from WR Mike Thomas had Detroit sitting pretty at Green Bay's 13-yard line. On 4th-and-Inches, Stafford showed his poise on a naked bootleg play as he trotted in for the four-yard touchdown run after 12 plays and 80 yards. Green Bay's response was spoiled on the following possession when DE Lawrence Jackson sacked QB Aaron Rodgers at Detroit's 12-yard line for a loss of six yards and forced a fumble that was hastily recovered by LB Stephen Tulloch. On 2nd-and-6 from Green Bay's 33-yard line, Stafford passed deep right to WR Kris Durham, who made a stellar one-armed snag to pick up 27 yards in his Lions debut. Two plays later Stafford connected with Scheffler on a three-yard touchdown pass giving Detroit a 14-point cushion. The Packers mustered out a 49-yard field goal from K Mason Crosby to cut the Lions' lead to 14-3. On Stafford's ensuing control of the ball, TE Will Heller, filling in for TE Brandon Pettigrew who left the game due to injury, converted a third down with a three-yard reception. Durham picked up another first down shortly after with a 10-yard grab, but the following snap slipped out of Stafford's hands, allowing for Packers DE Mike Daniels to scoop it up for a 43-yard fumble return for a touchdown. As a result of winning the coin toss, the Packers were in command of the ball to start the third as Rodgers scrambled 27 yards into the end zone for the go-ahead score. Stafford rebounded by converting a third down when he clicked with WR Calvin Johnson on a 19-yard pass that drew an unnecessary roughness penalty on S Morgan Burnett. Two yards from RB Mike Leshoure and six more from Johnson had the Lions settling for a 46-yard field goal from Jason Hanson to tie the game at 17-17. Hanson and Crosby both missed 51-yard field goal attempts on their teams' ensuing possessions, but the Packers soon turned to the ground game as RB DuJuan Harris bolted 14 yards for a touchdown to regain the lead. After the Lions were unable to score, WR Randall Cobb returned P Nick Harris' punt 13 yards and followed up with a 38-yard reception to put the Packers in scoring position. Crosby came in on 4th-and-7 for a 41-yard field goal to push the lead to 24-17. The Lions were held to a 34-yard field goal in the waning minutes of the game that would eventually be the final scoring play of the game as the Packers sealed the win, 27-20.

GAME #14

LIONS 10, CARDINALS 38
UNIVERSITY OF PHOENIX STADIUM, DECEMBER 16, 2012
ATTENDANCE: 60,483

	1Q	2Q	3Q	4Q	OT	Final
DETROIT LIONS	0	7	3	0	-	10
ARIZONA CARDINALS	0	21	3	14	-	38

LIONS..... Leshoure 1 yd. run (Hanson kick)
 CARDINALS..... Wells 5 yd. run (Feely kick)
 CARDINALS..... Wells 1 yd. run (Feely kick)
 CARDINALS..... R. Johnson 53 yd. interception return (Feely kick)
 CARDINALS..... Feely 51 yd. Field Goal
 LIONS..... Hanson 41 yd. Field Goal
 CARDINALS..... Toler 102 yd. interception return (Feely kick)
 CARDINALS..... Wells 31 yd. run (Feely kick)

	LIONS	CARDINALS
First Downs	18	12
Total Net Yards	312	196
Net Yards Rushing	84	99
Net Yards Passing	228	97
(Att/Comp/Int)	50-24-3	21-14-1
Punts-Average	8-47.0	9-44.2
Fumbles-Lost	1-1	1-0
Sacks-Yards	1-7	2-18
Penalties-Yards	7-63	6-50
Time of Possession	31:14	28:46

RUSHING

LIONS: Leshoure 14-55; Bell 7-24; Thomas 1-5.

CARDINALS: Wells 17-67 3 TD; Stephens-Howling 5-20; Lindley 2-8; Powell 5-4.

PASSING

LIONS: Stafford 24-50, 246, 0 TD 3 INT.

CARDINALS: Lindley 14-21, 104, 0 TD 1 INT.

RECEIVING

LIONS: Johnson 10-121; Scheffler 3-36; Heller 2-18; Logan 2-18; Bell 2-13; Leshoure 2-4; Durham 1-14; Smith 1-13; Robiskie 1-9.

CARDINALS: Fitzgerald 4-22; Floyd 3-37; Roberts 3-22; Housler 2-13; King 1-7; Stephens-Howling 1-3.

SUMMARY

The Cardinals opened up the game with back-to-back first downs as QB Ryan Lindley passed 25 yards to WR Michael Floyd and then 14 yards to RB LaRod Stephens-Howling. Though RB William Powell successfully converted a third down, the drive ultimately ended in a 29-yard punt from P Dave Zastudil. After a three-and-out from the Lions offense, LB DeAndre Levy intercepted Lindley's pass on the first snap to hand the ball right back over to QB Matthew Stafford. The Lions were in control of the ball late in the first quarter, putting together a long drive down the field all the way to the one-yard line with receptions from WR Calvin Johnson, TE Will Heller and RB Kevin Smith and a five-yard rush from WR Mike Thomas. Leshoure finished things off with a one-yard touchdown run to give the Lions a 7-0 lead. Detroit's defense successfully held Lindley's crew to a punt, but return man RB Stefan Logan was accidentally hit by his teammate CB Pat Lee, causing him to muff it as the ball was recovered by Arizona's CB Michael Adams at Detroit's five-yard line. On 1st-and-5, RB Beanie Wells ran it in to make it a tie game. With 4:10 left in the half, back-to-back penalties on T Gosder Cherilus and T Riley Reiff had Detroit pinned back at 1st-and-15 when Stafford's pass intended for Johnson was intercepted by CB Patrick Peterson and returned 31 yards before Johnson took him down. Two plays later, RB Beanie Wells pushed one yard into the end zone to make the score 14-7. Stafford converted two third-down situations on the Lions' successive drive, but on 3rd-and-15 at Detroit's 43-yard line, S Rashad Johnson darted out for a 53-yard pick six. K Jay Feely sank a 51-yard field goal after eight plays spanning 30 yards to cushion Arizona's lead early in the second half. Detroit's final score of the game came in response when K Jason Hanson nailed a 41-yard field goal to cap off an 11-play, 57-yard drive. The fourth quarter saw three three-and-outs before Stafford passed it deep 30 yards to Johnson to set up a potential comeback with nearly five minutes left in the game. Logan caught a 10-yard pass. Johnson racked up six more and Scheffler caught a 29-yard pass for a first down at Arizona's 12. Logan picked up eight more yards and at the four-yard line, WR Kris Durham caught Stafford's pass in the end zone for what would have been a touchdown if not for a delay of game penalty. Stafford looked again to Durham in the end zone on the very next play, but Arizona CB Greg Toler intercepted the pass and returned it 102 yards for a touchdown. Arizona ended the game with a 31-yard touchdown run from Wells, his third rushing touchdown of the game.



SEASON IN REVIEW

Detroitlions.com

Media.Detroitlions.com

GAME #15

FALCONS 31, LIONS 18
FORD FIELD, DECEMBER 22, 2012
ATTENDANCE: 63,849

	1Q	2Q	3Q	4Q	OT	Final
ATLANTA FALCONS	7	14	0	10	-	31
DETROIT LIONS	3	3	7	5	-	18

FALCONS..... White 44 yd. pass from Ryan (Bryant kick)
 LIONS..... Hanson 34 yd. Field Goal
 FALCONS..... White 39 yd. pass from Ryan (Bryant kick)
 FALCONS..... Jones 16 yd. pass from Ryan (Bryant kick)
 LIONS..... Hanson 38 yd. Field Goal
 LIONS..... Leshoure 1 yd. run (Hanson kick)
 LIONS..... Hanson 20 yd. Field Goal (Hanson kick)
 FALCONS..... Palmer 1 yd. pass from Ryan (Bryant kick)
 FALCONS..... Bryant 20 yd. Field Goal

	FALCONS	LIONS
First Downs	19	25
Total Net Yards	344	522
Net Yards Rushing	73	79
Net Yards Passing	271	443
(Att/Comp/Int)	32-25-0	56-37-1
Punts-Average	4-41.8	2-41.0
Fumbles-Lost	0-0	2-2
Sacks-Yards	0-0	1-8
Penalties-Yards	3-20	2-20
Time of Possession	28:52	31:08

RUSHING

FALCONS: Turner 13-41; Ryan 2-25; Rodgers 6-14; Jones 1-(-)/7.

LIONS: Leshoure 15-46; Logan 1-13; Bell 4-10; Thomas 1-8; Stafford 1-2.

PASSING

FALCONS: Ryan 25-32, 279, 4 TD 0 INT.

LIONS: Stafford 37-56, 443, 0 TD 1 INT.

RECEIVING

FALCONS: White 8-153 2 TD; Jones 7-71 1 TD; Turner 4-16; Douglas 2-6; Snelling 1-12; Rodgers 1-11; Gonzalez 1-9; Palmer 1-1 1 TD.

LIONS: Johnson 11-225; Bell 9-73; Scheffler 4-41; Heller 4-34; Leshoure 3-20; Durham 2-32; Robiskie 1-5; Thomas 1-5; Smith 1-4; Logan 1-4; Chapas 0-0.

SUMMARY

History was made in a primetime Saturday night matchup against the Falcons when Lions' WR Calvin Johnson surpassed Hall of Fame WR Jerry Rice's single-season record of 1,848 receiving yards (1995) to bring his total to 1,892 yards with one game left to go in the season. Following a RB Mike Leshoure fumble in the first quarter, Atlanta QB Matt Ryan made quick work of the turnover with a 16-yard completion to WR Roddy White, followed up by an encroachment penalty and a five-yard run from RB Jacquizz Rodgers to travel to Detroit's 49-yard line. Ryan capitalized on the good field position, tossing a 44-yard bomb to White to take the lead 7-0. On the Lions' ensuing drive, RB Stefan Logan found a seam and burst through the line for a gain of 13 yards. Stafford drew the defense offside and on the free play clicked with Johnson for an 18-yard completion. Two plays later WR Brian Robiskie picked up a first down, but Stafford was unable to find the end zone after a four-yard completion to RB Kevin Smith. K Jason Hanson's 34-yard field goal capped off an 11-play, 58-yard drive. The second quarter had Ryan hitting a short pass to White as he darted into the end zone for a 39-yard touchdown, his second of the game. Capitalizing once again on a stalled Detroit drive followed by a fumble from Johnson, Ryan converted the turnover into another seven points for the Falcons when he threw a 16-yard pass into the back of the end zone to WR Julio Jones. The start of the third quarter saw the Falcons' punting and the Lions driving. Four run plays and four pass plays later, including 14 more yards for Johnson, Leshoure rushed up the middle for a one-yard touchdown. The resulting drive had Detroit's defense halting Atlanta as Leshoure pushed down the field with a seven-yard reception and several gains with his feet. Confronting a 3rd-and-4, Stafford shot it 21 yards to Johnson to get the first down. Leshoure picked up another first down on a pass, but Hanson came out for the chip shot on the 4th-and-GO. The ensuing drive had White and Jones catching big gains and Ryan scrambling for 16 to put the Falcons at the Detroit one-yard line. TE Michael Palmer caught the one-yard pass after the drive spanned 11 plays and 78 yards. On the next drive Stafford tried for the record-breaking reception to Johnson, but was picked off by CB Asante Samuel. Following a Falcons field goal, Stafford hit Johnson for a 26-yard gain as Johnson officially broke the 17-year old NFL receiving yard record. The Ford Field crowd, who had been chanting his name at times during the second half, treated him to a standing ovation despite the score. Stafford drove the ball all the way to the two-yard line following the historic play. However, Atlanta took over after an incomplete pass to Heller. DE Kyle Vanden Bosch tackled RB Michael Turner in the end zone on the first play of the Falcons' possession for a safety sealing the score at 31-18.

GAME #16

BEARS 26, LIONS 24
FORD FIELD, DECEMBER 30, 2012
ATTENDANCE: 64,451

	1Q	2Q	3Q	4Q	OT	Final
CHICAGO BEARS	10	10	3	3	-	26
DETROIT LIONS	3	7	7	7	-	24

LIONS..... Hanson 44 yd. Field Goal
 BEARS..... Bennett 60 yd. pass from Cutler (Mare kick)
 BEARS..... Mare 33 yd. Field Goal
 BEARS..... Forte 1 yd. run (Mare kick)
 BEARS..... Mare 40 yd. Field Goal
 LIONS..... Durham 25 yd. pass from Stafford
 LIONS..... Heller 10 yd. pass from Stafford
 BEARS..... Mare 28 yd. Field Goal
 BEARS..... Mare 20 yd. Field Goal

	BEARS	LIONS
First Downs	19	20
Total Net Yards	144	72
Net Yards Rushing	24	25
Net Yards Passing	31-18-0	42-24-1
(Att/Comp/Int)	5-43-8	5-43-8
Punts-Average	2-0	3-3
Fumbles-Lost	1-17	2-12
Sacks-Yards	3-35	4-29
Penalties-Yards	34:09	25:51
Time of Possession		

RUSHING

BEARS: Forte 24-203 1 TD; Cutler 5-29; K. Bell 4-12; Hester 1-2; Marshall 1-(-)/2.

LIONS: Leshoure 15-57; Stafford 3-9; J. Bell 2-6.

PASSING

BEARS: Cutler 18-31, 257, 1 TD 0 INT.

LIONS: Stafford 24-42, 272, 3 TD 1 INT.

RECEIVING

BEARS: Bennett 5-109 1 TD; Marshall 5-42; Jeffery 4-76; Forte 2-21; Spaeth 1-7; Rodriguez 1-2; Davis 0-0.

LIONS: Johnson 5-72; Scheffler 5-53; Leshoure 3-20; Robiskie 2-30 1 TD; Heller 2-29 1 TD; J. Bell 2-19; Pettigrew 2-11; Durham 1-25 1 TD; Thomas 1-7; Chapas 1-6.

SUMMARY

In the final game of the 2012 season, RB Joique Bell earned 30 yards on his first kick return of the year to jumpstart the rivalry matchup after Chicago deferred the coin toss. The favorable field position ended in a three-and-out. After receiving the punt, Bears QB Jay Cutler found WR Aishon Jeffery for a deep, 55-yard completion down the sideline to the Lions 27-yard line. However, the drive stalled from there due to a false start penalty on Chicago, stiff play by the Lions defense and a costly Cutler fumble that the Bears recovered at the 50-yard line, forcing a punt. Lions QB Matthew Stafford met with TE Tony Scheffler for 28 yards and a first down, then to WR Calvin Johnson for another 18. RB Mike Leshoure managed to convert a 3rd-and-5, but on the following 4th-and-1 K Jason Hanson came in to deliver a 44-yard field goal to cap off the nine-play, 85-yard drive. As an answer, Bears RB Matt Forte caught a quick 18-yard pass to get to the Chicago 40-yard line as Cutler then passed short left to WR Earl Bennett for a 60-yard touchdown play to put the Bears up 7-3. On Bell's second kick return, he darted 25 yards before a hard hit by WR Joe Anderson rattled him enough to force a fumble. Making quick work of the turnover at Detroit's 24, Bears K Olinde Mare booted a 33-yard field goal to pad the Bears' lead to 10-3. On the third Lions possession following a series of punts Stafford was strip-sacked by Bears DL Israel Idonije for a loss of 11 yards, and the fumble was recovered by Bears DE Julius Peppers who returned it six yards. Sitting at Detroit's 10-yard line with a first down, Forte edged six yards and on an incomplete pass to WR Brandon Marshall, a defensive pass interference penalty earned the Bears a free first down. Forte punched it one yard into the end zone for another Chicago touchdown, extending the Bears' lead to 17-3. On the second snap of the ensuing Lions' possession Stafford was picked off by CB Tim Jennings who returned it 31 yards. Again with a turnover that placed them in the Red Zone, Chicago capitalized with a 40-yard field goal after four plays and only one yard gained. Unwilling to give in, Stafford orchestrated a long drive of relatively short gains to meet WR Kris Durham with a 25-yard touchdown pass, his first career touchdown reception, after 12 plays and 80 yards to end the first half. The Bears' drive went scoreless to begin the third quarter as Stafford later relied heavily on Johnson with gains of 18 and 24 yards to set up TE Will Heller with a 10-yard grab in the end zone to make it just a three point game. Another punt by Chicago had Stafford in charge of the ball, but another costly fumble allowed the Bears to set up in the Red Zone and quickly turn the opportunity into a 28-yard field goal from Mare. Chicago had the next scoring drive of the game at the start of the fourth quarter with yet another chip shot field goal. Utilizing all three of his tight ends, Heller, Scheffler and Brandon Pettigrew, Stafford drove down the field to connect with WR Brian Robiskie for a nine-yard touchdown pass to bring the score back to 26-24. With the Bears unable to retaliate with a score, the Lions offense had a comeback in sight. Unfortunately, three incomplete passes gave the Bears the ball back with just under four minutes to go. Cutler successfully ate up the time remaining to secure Chicago's win by kneeling after the two minute warning.

2012 DETROIT LIONS

LIONS HONORS





DETROIT LIONS ALL-TIME HONORS

PRO FOOTBALL HALL OF FAME

1963	Earl "Dutch" Clark	QB	1934-38
1966	Bill Dudley	HB	1947-49
1967	Bobby Layne	QB	1950-58
1968	Alex Wojciechowicz	C/LB	1938-46
1970	Jack Christiansen	DB	1951-58
	Hugh McElhenry	HB	1964
1972	Ollie Matson	FB	1963
1973	Joe Schmidt	LB	1953-65
1974	Dick "Night Train" Lane	DB	1960-65
1979	Yale Lary	DB/P	1952-53, 56-64
1985	Frank Gatski	C	1957
1986	Doak Walker	HB	1950-55
1987	John Henry Johnson	FB	1957-59
1992	Lem Barney	CB	1967-77
1996	Lou Creekmur	T	1950-59
2004	Barry Sanders	RB	1989-98
2007	Charlie Sanders	TE	1968-77
2010	Dick LeBeau	CB	1959-72

NFL HONORS

NFL MVP/PLAYER OF THE YEAR

1944	Frank Sinkwich	Joe F. Carr Award
1960	Joe Schmidt	Associated Press
1991	Barry Sanders	NFLPA
	Barry Sanders	Football Digest
1994	Barry Sanders	Maxwell Award
	Barry Sanders	Associated Press*
	Barry Sanders	NFL Films
	Barry Sanders	Football Digest
	Barry Sanders	"ESPY" Award
1997	Barry Sanders	Associated Press#
	Barry Sanders	Miller Lite
	Barry Sanders	Maxwell Award
	Barry Sanders	Sporting News
	Barry Sanders	Pro Football Wkly
	Barry Sanders	Football Digest
	Barry Sanders	Sports Illustrated
	Barry Sanders	College & Pro Football Wkly*
	Barry Sanders	"ESPY" Award
	Barry Sanders	Touchdown Club of Columbus

*Offensive Player of the Year

#Co-MVP & Offensive Player of the Year

NFL ROOKIE OF THE YEAR

1967	Mel Farr	Sporting News
1967	Lem Barney#	
1968	Earl McCulloch	Sporting News
1978	Al Baker	Associated Press#
	Al Baker	Pro Football Wkly#
1980	Al Baker	Football Digest
	Billy Sims	Pro Football Writers Association
	Billy Sims	Associated Press*
	Billy Sims	Bert Bell Trophy - N.E.A.
	Billy Sims	Sporting News
	Billy Sims	Pro Football Weekly*
	Billy Sims	Football Digest*
1989	Barry Sanders	Pro Football Weekly*
	Barry Sanders	Associated Press*
	Barry Sanders	Sports Illustrated "Z" Team
	Barry Sanders	Sporting News
	Barry Sanders	NFL Films
	Barry Sanders	College & Pro Football*
	Barry Sanders	PFWA
	Barry Sanders	Football Digest*
2010	Ndamukong Suh	Associated Press#
	Ndamukong Suh	Pepsi Rookie of the Year
	Ndamukong Suh	Sporting News
	Ndamukong Suh	PFW/PFWA
	Ndamukong Suh	Sports Illustrated#

Defensive, *Offensive Rookie of the Year

COMEBACK PLAYER OF THE YEAR

2011	Matthew Stafford	Associated Press (NFL)
	Matthew Stafford	ESPY (Best Comeback Athlete)

NFL COACH OF THE YEAR

1991	Wayne Fontes	Associated Press
	Wayne Fontes	Maxwell Club
	Wayne Fontes	Paul Brown Award
	Wayne Fontes	TD Club of Columbus
	Wayne Fontes	Starter
	Wayne Fontes	United Press International
	Wayne Fontes	Football News
	Wayne Fontes	Pro Football Wkly
	Wayne Fontes	PFWA

NFC MVP/PLAYER OF THE YEAR

1994	Barry Sanders	NFLPA
1997	Barry Sanders	Football News

NFC PLAYER OF THE MONTH

1989	Barry Sanders	Offensive	Dec
1991	Barry Sanders	Offensive	Sept
	Ray Crockett	Defensive	Nov
1993	Jason Hanson	Special Teams	Oct
	Jason Hanson	Special Teams	Dec
1994	Barry Sanders	Offensive	Oct
1997	Barry Sanders	Offensive	Oct, Nov, Dec
1998	Terry Fair	Special Teams	Sept

1999	Stephen Boyd	Defensive	Nov
	Jason Hanson	Special Teams	Oct
2000	Desmond Howard	Special Teams	Sept
2003	Jason Hanson	Special Teams	Nov
2004	Eddie Drummond	Special Teams	Sept
2004	Eddie Drummond	Special Teams	Nov
2010	Stefan Logan	Special Teams	Oct
2011	Jason Hanson	Special Teams	Sept
2012	Calvin Johnson	Offensive	Nov

NFL PLAYER OF THE WEEK

1989	Rodney Peete	Wk 6
	Richard Johnson	Wk 13
1991	Barry Sanders	Wk 5
	Rodney Peete	Wk 6
	Barry Sanders	Wk 12
1994	Barry Sanders	Wk 3
1995	Herman Moore	Wk 9
	Scott Mitchell	Wk 13
1996	Barry Sanders	Wk 17
1997	Barry Sanders	Wk 7, 17
2004	Eddie Drummond	Wk 10

NFC PLAYER OF THE WEEK

1984	Michael Cofer	Defensive	Wk 8
	Gary Danielson	Offensive	Wk 13
1985	Demetrius Johnson	Defensive	Wk 4
	Eric Hipple	Offensive	Wk 8
1986	James Jones	Offensive	Wk 1
1989	Rodney Peete	Offensive	Wk 6
	Richard Johnson	Offensive	Wk 13
1990	Chris Spielman	Defensive	Wk 2
	Barry Sanders	Offensive	Wk 14
	Rodney Peete	Offensive	Wk 15
1991	Ray Crockett	Defensive	Wk 9
	Barry Sanders	Offensive	Wk 13
	Erik Kramer	Offensive	Divisional
1993	Jason Hanson	Special Teams	Wk 1
	Vernon Turner	Special Teams	Wk 9
	Barry Sanders	Offensive	Wk 10
	Ray Crockett	Defensive	Wk 18
	Jim Arnold	Special Teams	Wk 18
1994	Barry Sanders	Offensive	Wk 3
	Chris Spielman	Defensive	Wk 8
	Mel Gray	Offensive	Wk 10
	Barry Sanders	Special Teams	Wk 16
1995	Jason Hanson	Offensive	Wk 16
	Barry Sanders	Special Teams	Wk 4
	Barry Sanders	Offensive	Wk 6
	Scott Mitchell	Offensive	Wk 9
	Brett Perriman	Offensive	Wk 13
	Herman Moore	Offensive	Wk 14
	Willie Clay	Defensive	Wk 17
1996	Scott Mitchell	Offensive	Wk 6
1997	Stephen Boyd	Defensive	Wk 1
	Barry Sanders	Offensive	Wk 3
	Jason Hanson	Special Teams	Wk 5
	Barry Sanders	Offensive	Wk 7
	Herman Moore	Offensive	Wk 12
	Barry Sanders	Offensive	Wk 13
	Jason Hanson	Special Teams	Wk 13
	Barry Sanders	Offensive	Wk 17
1998	Terry Fair	Special Teams	Wk 4
	Mark Carrier	Defensive	Wk 7
	Charlie Batch	Offensive	Wk 11
1999	Robert Porcher	Defense	Wk 1
	Terry Fair	Special Teams	Wk 2
	Jason Hanson	Special Teams	Wk 6
	Germane Crowell	Offense	Wk 9
2000	Jason Hanson	Special Teams	Wk 2
	Kurt Schulz	Defense	Wk 4
	Bryant Westbrook	Defense	Wk 8
2002	Jason Hanson	Special Teams	Wk 9
2003	Joey Harrington	Offense	Wk 1
	Jason Hanson	Special Teams	Wk 10
2004	Braze Walker	Special Teams	Wk 1
	James Hall	Defense	Wk 5
	Shaun Rogers	Defense	Wk 7
	Eddie Drummond	Special Teams	Wk 10
2005	R.W. McQuarters	Special Teams	Wk 5
2006	James Hall	Defensive	Wk 6
	Jason Hanson	Special Teams	Wk 17
2007	Dewayne White	Defensive	Wk 1
	Jason Hanson	Special Teams	Wk 8
	Shaun Rogers	Defensive	Wk 9
2009	Matthew Stafford	Offensive	Wk 11
2010	Calvin Johnson	Offensive	Wk 8
	Stefan Logan	Special Teams	Wk 5
2011	Jason Hanson	Special Teams	Wk 2
	Cliff Avril	Defensive	Wk 8
	Kevin Smith	Offensive	Wk 11
	Calvin Johnson	Offensive	Wk 15
2012	Jason Hanson	Special Teams	Wk 6

NFL ROOKIE OF THE MONTH

1996	Charlie Batch	Offensive	Oct
2004	Roy Williams	Offensive	Sept
	Kevin Jones	Offensive	Dec
2009	Louis Delmas	Defensive	Sept
2010	Jahvid Best	Offensive	Sept



Ndamukong Suh	Defensive	Oct
NFL PEPSI ROOKIE OF THE WEEK		
2003 Boss Bailey	LB	Wk 16
2004 Roy Williams	WR	Wk 2
2010 Jahvid Best	RB	Wk 2
Ndamukong Suh	DT	Wk 8

LIONS AWARDS

LIONS MOST VALUABLE PLAYER

(Selected annually by Lions players. Only one player was selected from 1952-1966)

1952	Jim Doran	E
1953	Dick Stanlett	E
1954	Bobby Layne	QB
1955	Joe Schmidt	LB
1956	Bobby Layne	QB
1957	Joe Schmidt	LB
1958	Joe Schmidt	LB
1959	Jim Martin	LB
1960	Nick Pietrosante	RB
1961	Joe Schmidt	LB
1962	Gail Cogdill	E
1963	Earl Morrall	QB
1964	Jim Gibbons	TE
1965	Bruce Mahler	TE
1966	Pat Studstill	FL

BOBBY LAYNE OFFENSIVE MVP

Bobby Layne Award is presented (since 1967) to the Offensive MVP QB Bobby Layne sparked the Lions to three NFL Championships (1952, '53 and '54) and four Western Division titles during the 1950s. He established virtually every career passing record, including attempts (2,193), completions (1,074), yardage (15,710), and touchdown passes (118). Layne was inducted into the Pro Football Hall of Fame in 1967.

1967	Mel Farr	RB
1968	Mel Farr	RB
1969	Charlie Sanders	TE
1970	Charlie Sanders	TE
1971	Steve Owens	T
1972	Rockne Freitas	RB
1973	Altie Taylor	RB
1974	Bill Munson	QB
1975	Dexter Bussey	RB
1976	Ray Jarvis	WR
1977	Jon Morris	C
1978	Gary Danielson	QB
1979	Fred Scott	WR
1980	Billy Sims	RB
1981	Eric Hipple	QB
1982	Billy Sims	RB
1983	Billy Sims	RB
1984	James Jones	RB
1985	James Jones	G
1986	Keith Dorney	RB
1987	Pete Mandley	WR
1988	Rusty Hilger	QB
1989	Barry Sanders	RB
1990	Barry Sanders	RB
1991	Barry Sanders	RB
1992	Barry Sanders	RB
1993	Barry Sanders	RB
1994	Barry Sanders	WR
1995	Herman Moore	RB
1996	Barry Sanders	RB
1997	Barry Sanders	RB
1998	Barry Sanders	RB
1999	Germaine Crowell	WR
2000	James Stewart	WR
2001	Johannie Morton	WR
2002	James Stewart	WR
2003	Cory Schlesinger	RB
2004	Kevin Jones	WR
2005	Roy Williams	WR
2006	Roy Williams	WR
2007	Mike Furrey	WR
2008	Dominic Raiola	C
2009	Calvin Johnson	WR
2010	Calvin Johnson	WR
2011	Calvin Johnson	WR
2012	Calvin Johnson	WR

LEM BARNEY DEFENSIVE MVP

Lem Barney Award is presented (since 1967) to the Defensive MVP. Lem Barney was one of the premier defensive backs in the history of football. As a rookie, Barney intercepted 10 passes, including three for touchdowns, and was named NFL Defensive Rookie of the Year. He played in seven Pro Bowls, earning All-Pro honors three times. Barney totaled 56 career interceptions. He was inducted into the Pro Football Hall of Fame in 1992.

1967	Lem Barney	CB
1968	Wayne Walker	LB
1969	Mike Lucci	LB
1970	Mike Lucci	LB
1971	Mike Lucci	LB
1972	Larry Hand	E
1973	Herb Orvis	T
1974	Levi Johnson	CB
1975	Paul Naumoff	LB
1976	Charlie Weaver	LB
1977	Charlie Weaver	LB
1978	Al Baker	E
1979	Doug English	T
1980	Dave Pureifory	LB
1981	Stan White	LB

1982	Al Baker	TE
1983	William Gay	LB
1984	Ken Fantetti	LB
1985	Jimmy Williams	LB
1986	Keith Ferguson	TE
1987	Jimmy Williams	LB
1988	Michael Cofer	LB
1989	Jerry Ball	NT
1990	Michael Cofer	LB
1991	George Jamison	LB
1992	Bennie Blades	S
1993	Chris Spielman	LB
1994	Chris Spielman	LB
1995	Henry Thomas	DT
1996	Bennie Blades	S
1997	Robert Porcher	DE
1998	Stephen Boyd	LB
1999	Robert Porcher	DE
2000	Stephen Boyd	LB
2001	Robert Porcher	DE
2002	Chris Claiborne	LB
2003	Dre Bly	LB
2004	Shaun Rogers	DT
2005	Shaun Rogers	DT
2006	Cory Redding	DT
2007	Ernie Sims	LB
2008	Kalvin Pearson	S
2009	Louis Delmas	DT
2010	Ndamukong Suh	DT
2011	Cliff Avril	DE
2012	Chris Houston	CB

YALE LARY SPECIAL TEAMS MVP

Yale Lary Award is presented to the Special Teams MVP. Yale Lary was an All-Pro defensive back and one of the NFL's greatest punters. Along with his 50 interceptions, he became an even more valuable weapon on Detroit's special teams. Lary won NFL punting titles in 1959, 1961 and 1963, missing in 1962 by just 3.6 inches. Lary played in nine Pro Bowls and was inducted into the Pro Football Hall of Fame in 1979.

1981	Ken Callicutt	RB
1982	Ken Callicutt	RB
1983	Roosevelt Barnes	LB
1984	Roosevelt Barnes	LB
1985	Alvin Hall	DB
1986	Paul Butcher	LB
1987	Paul Butcher	LB
1988	George Jamison	LB
1989	Toby Caston	LB
1990	Niko Noga	LB
1991	Mel Gray	KR
1992	Mel Gray	KR
	Melvin Jenkins	CB
1993	Jason Hanson	PK
1994	Mel Gray	KR
1995	Ron Rivers	RB
1996	Glyn Milburn	KR
1997	Cory Schlesinger	FB
1998	Ron Rivers	RB
1999	Jason Hanson	K
2000	Desmond Howard	KR
2001	Desmond Howard	KR
2002	Jeff Gooch	LB
2003	Jason Hanson	K
2004	Eddie Drummond	KR
2005	Vernon Fox	S
	Nick Harris	LB
	Wail Rainer	P
2006	Jason Hanson	K
2007	Alex Lewis	LB
2008	Jason Hanson	K
2009	Zack Follett	LB
2010	Stefan Logan	WR
2011	John Wendling	S
2012	Kassim Osgood	WR

MEL FARR ROOKIE OF THE YEAR

Mel Farr Award is presented to the team's outstanding rookie performer. Mel Farr enjoyed one of the finest rookie campaigns in Lions' history. In 1967, Farr led Detroit in both rushing (860 yards on 206 carries) and receiving (39 catches for 317 yards) and tied for the club lead in scoring with six touchdowns. As a result, he was named the Lions' Offensive MVP and was honored as the NFL Rookie of the Year by the Sporting News.

1967	Bryant Westbrook	LB
1968	Charlie Batch	QB
1969	Chris Claiborne	LB
2000	Larry Foster	WR
2001	Shaun Rogers	DT
2002	Eddie Drummond	WR/KR
2003	Boss Bailey	LB
2004	Kevin Jones	RB
2005	Shaun Cody	DT
2006	Ernie Sims	LB
2007	Gerald Alexander	S
2008	Kevin Smith	RB
2009	Louis Delmas	S
2010	Ndamukong Suh	DT
2011	Titus Young	WR
2012	Riley Reiff	T

ERIC ANDOLSEK OFFENSIVE LINEMAN AWARD

Eric Andolsek Award is presented to the team's outstanding offensive lineman. Eric Andolsek was emerging as one of the top young guards in the NFL, when he was killed tragically in an off-season accident in 1992. He started every game from 1989-91, making his 50th consecutive start in his final contest, the 1991 NFL Championship Game. He was named to the USA Today's All-Pro Team that year, his first such honor as a Lion.



1997	Kevin Glover	C
1998	Jeff Hartings	T
1999	Ray Roberts	G
2000	Jeff Hartings	G
2001	Brendan Stai	G
2002	Ray Brown	G
2003	Jeff Backus	T
2004	Damien Woody	G
2005	Damien Woody	G
2006	Dominic Raiola	C
2007	Dominic Raiola	C
2008	Dominic Raiola	C
2009	Dominic Raiola	C
2010	Jeff Backus	T
2011	Dominic Raiola	C
2012	Rob Sims	G

JOE SCHMIDT LEADERSHIP AWARD

Joe Schmidt Award is presented to the player who has displayed outstanding leadership, drive and achievement on the field and in the locker room. Schmidt was named All-Pro in eight of his 13 seasons (1953-65), earning 10 consecutive trips to the Pro Bowl. He served as captain of the Lions for nine seasons. Schmidt was inducted into the Pro Football Hall of Fame in 1973.

1997	Kevin Glover	C
1998	Mark Carrier	S
1999	Mark Carrier	S
2000	Stephen Boyd	LB
2001	Luther Elliss	DT
2002	Cory Harris	S
2003	Ray Brown	G
2004	Robert Porcher	DE
2005	Donté Curry	LB
2006	Marcus Pollard	TE
2007	Jon Kitna	QB
2008	Cory Redding	DT
2009	Jared DeVries	LB
2010	Larry Foote	LB
2011	Kyle Vanden Bosch	DE
2012	Kyle Vanden Bosch	DE

MIKE UTLEY SPIRIT AWARD

Mike Utley Award is presented to the player who exhibited tremendous spirit, desire, dedication and work ethic. Utley suffered a career-ending neck injury which left him paralyzed on Nov. 17, 1991. Minutes after the injury, Utley flashed his teammates a "thumbs up" sign as he was wheeled from the field, a gesture that galvanized a team that went on to win its next seven contests and advanced to the NFC Championship game.

1997	Luther Elliss	DT
1998	Luther Elliss	DT
1999	Luther Elliss	DT
2000	Luther Elliss	DT
2001	Luther Elliss	DT
2002	Cory Schlesinger	FB
2003	Cory Schlesinger	FB
2004	Donté Curry	LB
2005	Wali Rainer	LB
2006	Donté Curry	LB
2007	Cory Redding	DT
2008	Jared DeVries	DE
2009	Calvin Pearson	S
2010	Louis Delmas	WR
2011	Nate Burleson	WR
2012	Nate Burleson	WR

CHUCK HUGHES MOST IMPROVED PLAYER

Chuck Hughes Award is presented to the player who, because of hard work and determination, showed significant development and improvement during the past year. Chuck Hughes, a Lions reserve wide receiver, played two seasons with the Lions (1970-71); Hughes is the only NFL player to have died during action on a football field, having suffered a fatal heart attack during Detroit's game against Chicago on October 24, 1971.

1997	Johnnie Morton	WR
1998	Richard Jordan	LB
1999	Germane Crowell	WR
2000	Bryant Westbrook	WR
2001	Cory Schlesinger	FB
2002	Dominic Raiola	C
2003	Shaun Rogers	DT
2004	James Hall	DE
2005	Scottie Vines	WR
2006	Stanley Wilson	CB
2007	Stephen Peterman	G
2008	Keith Smith	CB
2009	Daniel Bullocks	S
2010	Dan Orlovsky	QB
2011	Ramzee Robinson	CB
2012	DeAndre Levy	QB
2013	Drew Stanton	QB
2014	Matthew Stafford	QB
2015	Nick Fairley	DT

ED BLOCK COURAGE AWARD

1984	Ken Fantetti	LB
1985	Keith Dorney	T
1986	Steve Mott	CB
1987	Duane Galloway	WR
1988	Carl Bland	WR
1989	Robb Williams	LB
1990	Bruce McNorton	CB
1991	Mike Utley	G
1992	Ken Dallarow	G
1993	Kevin Glover	C
1994	Victor Jones	LB

1995	Aubrey Matthews	WR
1996	Bennie Blades	S
1997	Ray Roberts	LB
1998	George Jamison	LB
1999	Dan Owens	DT
2000	James Jones	QB
2001	Charlie Batch	QB
2002	Cory Schlesinger	FB
2003	Robert Porcher	DE
2004	Jared DeVries	LB
2005	Boss Bailey	Dir. of Security
2006	Ricky Sandoval	RB
2007	Kevin Jones	S
2008	Daniel Bullocks	T
2009	Jeff Backus	QB
2010	Jason Hanson	QB
2011	Shaun Hill	RB
2012	Jahvid Best	RB

ROBERT PORCHER MAN OF THE YEAR

(renamed in honor of Robert Porcher in 2003)

2000	Ron Rice	S
2001	Luther Elliss	DT
2002	Robert Porcher	DE
2003	Robert Porcher	DE
2004	Fernando Bryant	CB
2005	Joey Harrington	QB
2006	Barry Stokes	G
2007	Mike Furrey	WR
2008	Mike Furrey	WR
2009	Drew Stanton	QB
2010	Drew Stanton	QB
2011	Drew Stanton	QB
2012	Stephen Tulloch	LB

TEAM CAPTAINS

In 2007, the NFL launched a formalized initiative for teams to select season-long captains, up to six per team, with each player wearing the letter "C" on the upper right chest of their home and away jersey. The Lions have selected numerous captains over the years, both on a season and game basis. Below are captains selected by the team beginning with the 2007 NFL initiative.

2007	Jason Hanson	K	Special Teams
	Jon Kitna	QB	Offense
	Cory Redding	DT	Defense
	Ernie Sims	LB	Defense
	Dominic Raiola	C	Offense
2008	Jason Hanson	K	Special Teams
	Jon Kitna	QB	Offense
	Cory Redding	DT	Defense
	Ernie Sims	LB	Defense
	Dominic Raiola	C	Offense
2009	Dominic Raiola	C	Offense
	Larry Foote	LB	Defense
	Jason Hanson	K	Special Teams
2010	Matthew Stafford	QB	Offense
	Dominic Raiola	C	Offense
	Kyle Vanden Bosch	DE	Defense
	Jason Hanson	K	Special Teams
2011	Matthew Stafford	QB	Offense
	Dominic Raiola	C	Offense
	Kyle Vanden Bosch	DE	Defense
2012	Jason Hanson	K	Special Teams
	Calvin Johnson	WR	Offense
	Matthew Stafford	QB	Offense
	Kyle Vanden Bosch	DE	Defense
	Stephen Tulloch	LB	Defense
	Jason Hanson	K	Special Teams
	John Wendling	S	Special Teams

MISCELLANEOUS HONORS

MICHIGAN SPORTS HALL OF FAME

1958	Gus Dorais	Coach	1943-47
1959	Earl "Dutch" Clark	B	1934-38
		Coach	1937-38
1962	Byron "Whizzer" White	B	1940-41
1968	Steve Layne	QB	1950-58
1969	Doak Walker	LB	1950-55
1970	Joe Schmidt	LB	1953-65
		Coach	1966-72
1971	Les Bingaman	G	1948-54
		Coach	1968-64
		TE	1965-67
1973	Ron Kramer	QB	1959-67
	John Pingel	LB	1939
1975	Vince Banonis	C	1951-53
1976	Buddy Parker	B	1935-36
		Coach	1950-56
	George A. Richards	Owner	1934-39
1979	Leroy "Ace" Gutowsky	RB	1934-38
	Earl Morrall	QB	1958-64
1980	Alex Karras	DT	1958-62, 64-70
	George Wilson	Coach	1949-64
1983	Andy Farkas	B	1945
1985	Lem Barney	CB	1967-77
	Robert Hoemschemeyer	QB	1950-55
1985	Nick Kerzawy	PR Dir., Business Mgr., GM	1948-57
1986	Jack Christiansen	B	1951-58
	Robert Westfall	B	1944-47
1988	Dick "Night Train" Lane	DB	1960-65
	Yale Lary	DB/P	1952-53, 56-64
1990	Charlie Sanders	TE	1968-77
	Billy Sims	RB	1980-84
1991	Cloyce Box	E	1949-50, 52-54
1995	Terry Barr	B	1957-65



1997	Jimmy David	B	1952-59
	Leon Hart	E	1950-57
2000	Anthony Carter	WR	1994-95
2001	Wayne Walker	LB	1959-72
2002	Lou Creekmur	T	1950-59
	Barry Sanders	RB	1989-98
	Mike Lucci	LB	1956-73
	Chris Spielman	LB	1988-95
2005	William Clay Ford	Owner	1956-
2010	Herman Moore	WR	1991-01
	Eddie Murray	WR	1980-91
2011	Dick LeBeau	CB	1959-72

LIONS HEISMAN TROPHY WINNERS

1942	Frank Sinkwich	Georgia
1948	Doak Walker	Southern Methodist
1949	Leon Hart	Notre Dame
1955	Howard Cassady	Ohio State
1969	Steve Owens	Oklahoma
1978	Billy Sims	Oklahoma
1988	Barry Sanders	Oklahoma State
1989	Andre Ware	Houston
1990	Iy Detmer	BYU
1991	Desmond Howard	Michigan
1992*	Gino Torretta	Miami

*Did not play as 3rd QB in 1995

DSBA ROOKIE OF THE YEAR

2002	Joey Harrington	QB
2003	Boss Bailey	LB
2004	Kevin Jones	RB
2005	Shaun Cody	DT
2006	Ernie Sims	LB
2007	Gerald Alexander	S
2008	Kevin Smith	RB
2009	Louis Delmas	S
2010	Ndamukong Suh	DT
2011	Titus Young	WR

MEDIA GOOD GUY AWARD

2002	Jason Hanson	K
2003	Dré Bly	CB
2004	Eddie Drummond	KR
2005	Cory Schlesinger	FB
2006	Mike Furrey	WR
2007	Roy Williams	WR
2008	Corey Smith	DE
2009	Dominic Raiola	C
2010	Calvin Johnson	WR
2011	Nate Burleson	WR

ALL-TIME TEAM

The Lions All-Time Team was compiled by an online fan voting process on Detroitlions.com and a selection committee that consisted of five media members of the media and four long-time employees of the Detroit Lions. The media portion included: Mike O'Hara (Detroit News), Tom Kowalski (Booth News), Curt Sylvester (retired, Detroit Free Press), Jerry Green (retired Detroit News) and Jim Brundstatter (broadcaster). Lions employees were Asst. Dir. of Pro Personnel Charlie Sanders, Sr. Dir. of Community Affairs Tim Fendell, former equipment mgr. Danny Jaroszewich and retired athletic trainer Kent Falt.

Name	Pos	Seasons	Years
Arnold, Jim	P	8	1986-93
Baker, Al	P	5	1978-82
Barney, Lem	CB	11	1967-77
Blades, Bennie	S	9	1988-96
Brown, Lomas	OL	11	1985-95
Brown, Roger	DL	7	1960-66
Christiansen, Jack*	S	8	1951-58
Clark, Dutch*	QB	5	1934-38
Cogdill, Gail	WR	9	1960-68
Creekmur, Lou	OL	10	1950-59
David, Jim*	CB	8	1952-59
Doll, Don	S	4	1949-52
English, Doug	DL	10	1975-79, 81-85
Flanagan, Ed	OL	10	1965-74
Glover, Kevin	OL	13	1985-97
Gordy, John*	OL	10	1957, 59-67
Gray, Mel	KR	6	1989-94
Hanson, Jason	K	21	1992-
Karras, Alex*	DL	12	1958-62, 64-70
Lane, Dick*	CB	6	1960-65
Lary, Yale	S	11	1952-53, 56-64
Layne, Bobby*	QB	9	1950-58
LeBeau, Dick	CB	14	1959-72
Moore, Herman	WR	11	1991-2001
Murray, Eddie	K	12	1980-91
Porcher, Robert	DL	13	1992-2004
Sanders, Barry	RB	10	1989-98
Sanders, Charlie	TE	10	1968-77
Schlesinger, Cory	FB	12	1995-2006
Schmidt, Joe	LB	13	1953-65
Sewell, Harley	OL	10	1953-62
Sims, Billy	RB	5	1980-84
Spielman, Chris	LB	8	1988-95
Walker, Doak*	RB	6	1950-55
Walker, Wayne	LB	15	1958-72
Woiciechowicz, Alex*	OL	9	1938-46

*Deceased

PRIDE OF THE LIONS

On November 22, 2009, the Lions unveiled the team's Pride of the Lions, a permanent stadium display honoring greatest players in team history during a halftime celebration at Ford Field against the Cleveland Browns. The team introduced the 12 members of the Pride of the Lions charter class. The Pride of the Lions is a very visible feature on the old Hudson's warehouse of Ford Field (south suite levels) that includes the players' jersey numbers, name and years played with the Lions.

Year	Name	Pos	Seasons	Years
2009	Barney, Lem	CB	11	1967-77
2009	Christiansen, Jack*	S	8	1951-58
2009	Clark, Dutch*	QB	5	1934-38
2009	Creekmur, Lou	OL	10	1950-59
2009	Lane, Dick*	CB	6	1960-65
2009	Lary, Yale	S	11	1952-53, 56-64
2009	Layne, Bobby*	QB	9	1950-58
2009	Sanders, Barry	RB	10	1989-98
2009	Sanders, Charlie	TE	10	1968-77
2009	Schmidt, Joe	LB	13	1953-65
2009	Walker, Doak*	RB	6	1950-55
2009	Woiciechowicz, Alex*	OL	9	1938-46
2010	LeBeau, Dick	CB	14	1959-72

*Deceased

LIONS IN THE PRO BOWL

(Listed by year of Pro Bowl)

1951 (5)	Cloyce Box	RB	Nick Pietrosante
E	Lou Creekmur	LB	Joe Schmidt
DB	Don Doll	1962 (7)	
T	Thurman McGraw	E	Jim Gibbons
RB	Doak Walker	T	Alex Karras
1952 (6)		DB	Dick Lane
G	Les Bingaman	DB	Yale Lary
E	Cloyce Box	G/K	Jim Martin
F	Lou Creekmur	RB	Nick Pietrosante
DB	Don Doll	LB	Joe Schmidt
RB	Bob Hoernschmeyer	1963 (6)	
RB	Doak Walker	T	Roger Brown
1953 (6)		E	Gail Cogdill
T	Lou Creekmur	DB	Dick Lane
DB	Don Doll	DB	Yale Lary
RB	Pat Harder	LB	Joe Schmidt
RB	Bob Hoernschmeyer	G	Harley Sewell
QB	Bobby Layne	1964 (6)	
DB	Bob Smith	T	Terry Barr
1954 (7)		E	Roger Brown
G	Les Bingaman	E	Gail Cogdill
DB	Jack Christiansen	LB	John Gordy
LB	Lou Creekmur	G	Joe Schmidt
DB	Yale Lary	LB	Wayne Walker
QB	Bobby Layne	1965 (7)	
G	Dick Stantel	E	Terry Barr
RB	Doak Walker	T	Roger Brown
1955 (7)		E	Jim Gibbons
DB	Jack Christiansen	T	John Gordy
T	Lou Creekmur	DB	Yale Lary
DB	Jim David	DB	Dick LeBeau
LB	Joe Schmidt	LB	Wayne Walker
DB	Bill Stits	1966 (6)	
C	LaVern Torgeson	T	Roger Brown
RB	Doak Walker	T	John Gordy
1956 (5)		T	Alex Karras
DB	Jack Christiansen	DB	Dick LeBeau
T	Lou Creekmur	E	Pat Studstill
DB	Jim David	LB	Wayne Walker
LB	Joe Schmidt	1967 (3)	
E	Doak Walker	T	Roger Brown
1957 (7)		DB	Dick LeBeau
T	Charles Ane	E	Pat Studstill
1958 (7)		T	
DB	Jack Christiansen	1968 (2)	
T	Lou Creekmur	DB	Lem Barney
DB	Jim David	RB	Mel Farr
DB	Yale Lary	1969 (2)	
QB	Bobby Layne	DB	Lem Barney
LB	Joe Schmidt	TE	Charlie Sanders
1958 (7)		1970 (3)	
DB	Jack Christiansen	DB	Lem Barney
T	Lou Creekmur	C	Ed Flanagan
DB	Jim David	TE	Charlie Sanders
DB	Yale Lary	1971 (4)	
T	Darris McCord	RB	Mel Farr
LB	Joe Schmidt	C	Ed Flanagan
G	Harley Sewell	LB	Paul Naimoff
1959 (5)		TE	Charlie Sanders
C	Charles Ane	1972 (5)	
DB	Jim David	C	Ed Flanagan
DB	Yale Lary	OB	Greg Landry
LB	Joe Schmidt	LB	Mike Lucci
G	Harley Sewell	RB	Steve Owens
1960 (5)		TE	Charlie Sanders
DB	Jim David	1973 (2)	
T	Alex Karras	DB	Lem Barney
DB	Yale Lary	1974 (2)	
LB	Joe Schmidt	DB	Lem Barney
G	Harley Sewell	C	Ed Flanagan
1961 (7)		1975 (2)	
E	Gail Cogdill	DB	Dick Jauron
E	Jim Gibbons	TE	Charlie Sanders
E	Alex Karras	1976 (2)	
DB	Dick Lane	DB	Lem Barney
DB	Yale Lary	TE	Charlie Sanders





LIONS HONORS

Detroitlions.com

Media.Detroitlions.com

1977 (2)	DB	Lem Barney	T	Romas Brown	
TE	TE	Charlie Sanders	RB	Barry Sanders	
1978 (2)	TE	David Hill	LB	Pat Swilling	
DT	DT	Doug English	1995 (5)	T	Romas Brown
1979 (3)	DE	Al Baker	KR	Mel Gray	
DE	DE	Doug English	WR	Herman Moore	
TE	TE	David Hill	RB	Barry Sanders	
1980 (1)	TE	David Hill	LB	Chris Spielman	
1981 (2)	E	Al Baker	1996 (4)	T	Romas Brown
K	K	Ed Murray	C	Kevin Glover	
RB	RB	Billy Sims	WR	Herman Moore	
1982 (3)	DT	Doug English	RB	Barry Sanders	
RB	RB	Billy Sims	1997 (3)	C	Kevin Glover
P	P	Tom Skladany	WR	Herman Moore	
1983 (3)	T	Keith Dorney	RB	Barry Sanders	
T	T	Doug English	1998 (5)	C	Kevin Glover
RB	RB	Billy Sims	WR	Jason Hanson	
1984 (1)	DT	Doug English	DE	Herman Moore	
1988 (1)	RB	Jim Arnold	DE	Robert Porcher	
1989 (2)	P	Jim Arnold	RB	Barry Sanders	
LB	LB	Michael Cofer	1999 (1)	T	Barry Sanders
1990 (4)	NT	Jerry Ball	2000 (5)	RB	Barry Sanders
K	K	Ed Murray	LB	Stephen Boyd	
RB	RB	Barry Sanders	DT	Luther Elliss	
LB	LB	Chris Spielman	K	Jason Hanson	
1991 (5)	NT	Jerry Ball	DE	Robert Porcher	
KR	KR	Lomas Brown	TE	David Sloan	
RB	RB	Barry Sanders	2001 (3)	T	Stephen Boyd
LB	LB	Chris Spielman	DT	Luther Elliss	
1992 (6)	NT	Jerry Ball	LB	Desmond Howard	
S	S	Bennie Blades	2002 (1)	DE	Robert Porcher
KR	KR	Lomas Brown	2004 (1)	DE	Dré Bly
RB	RB	Barry Sanders	CB	Dré Bly	
LB	LB	Chris Spielman	CB	Eddie Drummond	
1993 (3)	T	Lomas Brown	DT	Shaun Rogers	
KR	KR	Barry Sanders	2006 (1)	DT	Shaun Rogers
RB	RB	Barry Sanders	2007 (1)	WR	Roy Williams
1994 (3)	T	Lomas Brown	2011 (2)	WR	Calvin Johnson
KR	KR	Barry Sanders	DT	Calvin Johnson	
RB	RB	Barry Sanders	2012 (2)	WR	Ndamukong Suh
			LS	LS	Calvin Johnson
					Don Muhlbach

ALL-TIME PRO BOWL SELECTIONS

Player	Pos	No	Years
Ane, Charles	T	2	1957-59
Arnold, Jim	P	2	1988-89
Baker, Al	DE	3	1979-81
Ball, Jerry	NT	3	1990-91, 92*
Barney, Lem	DB	7	1968-70, 73-74, 76-77
Barr, Terry	WR	2	1964-65
Bingaman, Les	G	2	1952-54
Blades, Bennie	S	1	1992
Bly, Dré	CB	2	2004-05
Box, Cloyce	E	2	1951-53
Boyd, Stephen	LB	2	2000, 01*
Brown, Lomas	T	7	1991-97
Brown, Roger	DT	5	1963-67
Christiansen, Jack	S	6	1954-58
Creekmur, Lou	LB	1	1989
Cofer, Michael	LB	1	1989
Coggill, Gail	WR	3	1961, 63-64
David, Jim	DB	6	1955-60
Doll, Don	HB	3	1951-53
Dorney, Keith	KR	1	1983
Drummond, Eddie	DT	1	2005
Elliss, Luther	DT	2	2000-01
English, Doug	DT	4	1979, 82-84
Farr, Mel	RB	2	1968, 71
Flanagan, Ed	C	4	1970-72, 74
Freitas, Rocky	T	1	1973
Gibbons, Jim	TE	3	1961-62, 65
Glover, Kevin	C	3	1996-98
Gordy, John	G	3	1964-66
Gray, Mel	KR	4	1991-92, 93*, 95
Hanson, Jason	K	2	1998, 00
Harder, Pat	FB	2	1953
Hill, David	TE	2	1979-80
Hoernschmeyer, Bob	HB	2	1952-53
Howard, Desmond	KR	1	2001
Jauron, Dick	KR	1	1975
Johnson, Calvin	WR	3	2010-12
Karras, Alex	DT	4	1961-63, 66
Landry, Greg	OB	1	1972
Lane, Dick	DB	3	1961-63
Lary, Yale	S	9	1954, 57-63, 65
Layne, Bobby	QB	3	1952-54
LeBeau, Dick	DB	3	1965-67
Lucci, Mike	LB	1	1972
Martin, Jim	K	1	1962

McCord, Darris	T/E	1	1958
McGraw Thurman	T	1	1951
Moore, Herman	WR	4	1955-98
Muhlbach, Don	LS	1	2005-06
Murray, Eddie	K	2	1981, 90
Naumoff, Paul	LB	1	1971
Owens, Steve	RB	1	1972
Pietrosanti, Nick	FB	2	1961-62
Porcher, Robert	DE	3	1998, 00, 02
Rogers, Shaun	DT	2	2005-06
Sanders, Barry	RB	10	1990-93, 94*, 95-98, 99*
Sanders, Charlie	TE	7	1969-72, 75-77
Schmidt, Joe	LB	10	1955-63, 64*
Sewell, Harley	G	4	1958-60, 63
Sims, Billy	RB	3	1981-83
Składany, Tom	P	1	1989
Sloan, David	TE	1	2000
Smith, Bob	HB	1	1953
Spellman, Chris	LB	4	1990-92, 95
Stanfel, Dick	G	1	1954
Sots, Bill	HB	1	1955
Studdstill, Pat	WR/P	2	1965-67
Suh, Ndamukong	DT	1	2010
Swilling, Pat	LB	1	1994
Torgeson, LaVern	C/LB	1	1955
Walker, Doak	HB	5	1951-52, 54-56
Walker, Wayne	LB/K	3	1964-66
Williams, Roy	WR	1	2007

* Selected, Did Not Play

MOST PRO BOWL SELECTIONS

Rk	Player	Pos	No	Years
1	Schmidt, Joe	LB	10	1955-63, 64*
2	Sanders, Barry	RB	10	1990-93, 94*, 95-98, 99*
3	Lary, Yale	S	9	1954, 57-63, 65
4	Creekmur, Lou	T	8	1951-58
5	Barney, Lem	DB	7	1968-70, 73-74, 76-77
6	Sanders, Charlie	TE	7	1969-72, 75-77
7	Brown, Lomas	T	7	1991-97

* Selected, Did Not Play

PRO BOWL HEAD COACHES

Coach	No	Years
Fontes, Wayne	1	1992
Wilson, George	1	1958

LIONS ON THE AP ALL-PRO TEAM

The Associated Press All-Pro Team dates back to 1930. In 1951, the AP began designating the All-Pro Team by offense and defense. From 1930-50, positions selected included the following: End (E), Tackle (T), Guard (G), Center (C) and Back (B). This designation represented the offensive and defensive systems of the era as well as the commonality of two-way players. The first year the offensive backfield was offensive quarterback, fullback and half (Running) Back was 1954. The first year the AP designated the defensive backfield by Safety (S) and Cornerback (CB or CB in 1963) was 1955. Wide Receiver (WR), also known as Flanker (FL) from 1963-69, were first separated in 1963, having been previously combined as the End (E) position. Punter (P) and Placekicker (PK) was first honored in 1970 and Kick Returner (KR) in 1978.

Year	Player	Pos	Team
1931	George Christensen (Portsmouth)	G	Lou Creekmur
	Dutch Clark (OB, Portsmouth)	G	Dick Stanfel
1932	Dutch Clark (OB, Portsmouth)	B	Doak Walker
	Father Lumpkin (Portsmouth)	G	Les Bingaman (DT)
1933	Glenn Presnell (Portsmouth)	T	Jack Christiansen (CB)
1934	George Christensen	T	Lou Creekmur
	Dutch Clark (OB)	B	Dick Stanfel
1935	Dutch Clark (OB)	LB	Doak Walker
	Ernie Caddel	B	Les Bingaman (DT)
1936	Ox Emerson	LB	Joe Schmidt
	Dutch Clark (OB)	S	Jack Christiansen (CB)
1937	Dutch Clark (OB)	QB	Joe Schmidt
1938	Lloyd Cardwell	CB	Jack Christiansen
1940	John Wiethe	S	Yale Lary
	Byron "Whizzer" White	T	Lou Creekmur
1944	Frank Sinkwich	CB	Joe Schmidt
1945	Bill Radovich	LB	Jack Christiansen
	Bob Westfall	S	Joe Schmidt
1946	Bill Radovich	LB	Yale Lary
1950	Doak Walker (rookie)	DT	Joe Schmidt
1951	Leon Hart	DT	Alex Karras
	Lou Creekmur	LB	Alex Karras
	Doak Walker	B	Joe Schmidt
	Les Bingaman (DT)	DT	Dick "Night Train" Lane
1952	Cloyce Box	CB	Roger Brown
	Lou Creekmur	LB	Dick "Night Train" Lane
	Bobby Layne (QB)	S	Joe Schmidt
	Thurman McGraw (DT)	S	Yale Lary
	Jack Christiansen (CB)	DT	Roger Brown



LIONS HONORS

Detroitlions.com

Media.Detroitlions.com

1965	DT	Alex Karras	1991	RB	Barry Sanders
1966	WR	Pat Studstill	1991	KR	Mel Gray
1968	CB	Lem Barney	1991	DT	Jerry Ball
1969	CB	Lem Barney	1994	LB	Chris Spielman
1970	TE	Charlie Sanders	1994	RB	Barry Sanders
1971	TE	Charlie Sanders	1995	KR	Mel Gray
1978	DE	Al Baker (rookie)	1995	WR	Herman Moore
1980	K	Eddie Murray (rookie)	1995	WR	Lomas Brown
1982	DT	Doug English	1995	RB	Barry Sanders
1987	P	Jim Arnold	1996	WR	Herman Moore
1989	RB	Barry Sanders (rookie)	1997	WR	Herman Moore
1990	RB	Barry Sanders	1997	RB	Barry Sanders
	KR	Mel Gray	2004	KR	Eddie Drummond
			2010		Ndamukong Suh (rookie)
			2011	WR	Calvin Johnson
			2012	WR	Calvin Johnson

ALL-TIME AP ALL-PRO SELECTIONS

Player	Pos.	No.	Years
Arnold, Jim	P	1	1987
Baker, Al	DE	1	1978
Ball, Jerry	DT	1	1991
Barney, Lem	CB	2	1968-69
Bingaman, Les	DT	3	1951, 53-54
Box, Cloyce	E	1	1952
Brown, Lomas	T	1	1995
Brown, Roger	DT	2	1962-63
Caddel, Ernie	B	1	1935
Cardwell, Lloyd	B	1	1938
Christensen, George	T	2	1931, 34
Christiansen, Jack	CB, S	6	1952-57
Clark, Dutch	QB	6	1931-32, 34-37
Creekmur, Lou	G, T	6	1951-54, 56-57
Drummond, Eddie	KR	1	2004
Emerson, Ox	G	1	1936
English, Doug	DT	1	1982
Gray, Mel	KR	3	1991-93
Hart, Leon	E	1	1951
Johnson, Calvin	WR	2	2011-12
Karras, Alex	DT	2	1960-61, 65
Lane, Dick "Night Train"	CB	2	1961-62
Lary, Yale	S	3	1956, 58, 62
Layne, Bobby	QB	2	1952, 56
Lumpkin, Father	B	1	1932
McGraw, Thurman	WR	1	1952
Moore, Herman	WR	3	1995-97
Murray, Eddie	K	1	1980
Presnell, Glenn	B	1	1933
Radovich, Bill	G	2	1954
Sanders, Barry	RB	6	1989-91, 94-95, 97
Sanders, Charlie	TE	6	1970-71
Schmidt, Joe	LB	6	1954-59, 61-62
Sinkwich, Frank	B	1	1944
Spielman, Chris	LB	1	1991
Stanfel, Dick	G	2	1953-54
Studstill, Pat	WR	1	1966
Suh, Ndamukong	DT	1	2010
Walker, Doak	RB	4	1950-51, 53-54
Westfall, Bob	B	1	1945
White, Byron "Whizzer"	B	1	1940
Wiethe, John	G	1	1940

MOST AP ALL-PRO SELECTIONS

Rk	Player	Pos.	No.	Years
1	Schmidt, Joe	LB	6	1954-59, 61-62
2t	Christiansen, Jack	CB, S	6	1952-57
2t	Clark, Dutch	QB	6	1931-32, 34-37
2t	Creekmur, Lou	G, T	6	1951-54, 56-57
2t	Sanders, Barry	RB	6	1989-91, 94-95, 97
6	Walker, Doak	RB	4	1950-51, 53-54
7t	Bingaman, Les	DT	3	1951, 53-54
7t	Gray, Mel	KR	3	1991-93
7t	Karras, Alex	DT	3	1960-61, 65
7t	Lary, Yale	S	3	1956, 58, 62
7t	Moore, Herman	WR	3	1995-97
12t	Calvin Johnson	WR	2	2011-12
12t	Barney, Lem	CB	2	1968-69
12t	Brown, Roger	DT	2	1962-63
12t	Christensen, George	T	2	1931, 34
12t	Lane, Dick "Night Train"	CB	2	1961-62
12t	Layne, Bobby	QB	2	1952, 56
12t	Radovich, Bill	G	2	1954
12t	Sanders, Charlie	TE	2	1970-71
12t	Stanfel, Dick	G	2	1953-54
20t	Arnold, Jim	P	1	1987
20t	Baker, Al	DE	1	1978
20t	Ball, Jerry	DT	1	1991
20t	Box, Cloyce	E	1	1952
20t	Brown, Lomas	T	1	1995
20t	Caddel, Ernie	B	1	1935
20t	Cardwell, Lloyd	B	1	1938
20t	Drummond, Eddie	KR	1	2004
20t	Emerson, Ox	G	1	1936
20t	English, Doug	DT	1	1982

20t	Hart, Leon	E	1	1951
20t	Lumpkin, Father	B	1	1932
20t	McGraw, Thurman	DT	1	1952
20t	Murray, Eddie	K	1	1980
20t	Presnell, Glenn	B	1	1933
20t	Sinkwich, Frank	B	1	1944
20t	Spielman, Chris	LB	1	1991
20t	Studstill, Pat	WR	1	1966
20t	Suh, Ndamukong	DT	1	2010
20t	Westfall, Bob	B	1	1945
20t	White, Byron "Whizzer"	B	1	1940
20t	Wiethe, John	G	1	1940

2012 DETROIT LIONS

THE RECORDS SECTION





LIONS INDIVIDUAL RECORDS

RUSHING RECORDS

Detroit Lions records date back to 1934 unless otherwise noted.

*NFL Record

MR: several players, most recent

Rushing Yards, Career

Rk	Player	Att	Yds	Avg	TD	Years
1	Barry Sanders	3062	15269	5.0	99	1989-98
2	Billy Sims	1131	5106	4.5	42	1980-84
3	Dexter Bussey	1203	5105	4.2	18	1975-84
4	Altie Taylor	1165	4297	3.7	24	1969-76
5	Nick Pietrosante	938	3933	4.2	28	1959-65

Rushing Yards, Season

Rk	Player	Att	Yds	Avg	TD	Year
1	Barry Sanders	335	2053	6.1	11	1997
2	Barry Sanders	331	1883	5.7	7	1994
3	Barry Sanders	307	1553	5.1	11	1996
4	Barry Sanders	342	1548	4.5	16	1991
5	Barry Sanders	314	1500	4.8	11	1995

Rushing Yards, Game

Rk	Player	Yds	Opp	Date
1	Barry Sanders	237	TB	11/13/94
2	Barry Sanders	220	at Min	11/24/91
3	Barry Sanders	216	Ind	11/23/97
4	Barry Sanders	215	at TB	10/12/97
5	Bob Hoernschmeyer	198	NYJ	11/23/50

Most Rushing Attempts, Career

Rk	Player	Att	Yds	Avg	TD	Years
1	Barry Sanders	3062	15269	5.0	99	1989-98
2	Dexter Bussey	1203	5105	4.2	18	1975-84
3	Altie Taylor	1165	4297	3.7	24	1969-76
4	Billy Sims	1131	5106	4.5	42	1980-84
5	James Jones	960	3452	3.6	23	1983-88

Most Rushing Attempts, Season

Rk	Player	Att	Yds	Avg	TD	Year
1	Barry Sanders	343	1491	4.3	4	1998
2	Barry Sanders	342	1548	4.5	16	1991
3	James Stewart	339	1184	3.05	10	2000
4	Barry Sanders	335	2053	6.1	11	1997
5	Barry Sanders	331	1883	5.7	7	1994

Most Rushing Attempts, Game

Rk	Player	Att	Opp	Date
1	Barry Sanders	40	at Dal	9/19/94
2	James Stewart	37	at NYJ	12/17/00
3	Billy Sims	36	at GB	11/20/83
3t	James Jones	36	Mia	10/27/85
5	James Jones	36	at Min	9/7/86

Most Rushing Touchdowns, Career

Rk	Player	Att	Yds	TD	Avg	Years
1	Barry Sanders	3062	15269	99	5.0	1989-98
2	Billy Sims	1131	5106	42	4.5	1980-84
3	Nick Pietrosante	938	3933	28	4.2	1959-65
4	Mel Farr	739	3072	26	4.2	1967-73
5	Dutch Clark	469	2311	24	4.9	1934-38
5t	Altie Taylor	1165	4297	24	3.7	1969-76
7	Kevin Jones	761	3067	24	4.0	2004-07

Most Rushing Touchdowns, Season

Rk	Player	Att	Yds	TD	Avg	Year
1	Barry Sanders	342	1548	16	4.5	1991
2	Barry Sanders	280	1470	14	5.3	1989
3t	Billy Sims	313	1303	13	4.2	1980
3t	Billy Sims	296	1437	13	4.9	1981
5t	Barry Sanders	255	1304	13	5.1	1990

Most Rushing Touchdowns, Game

Rk	Player	TD	Opp	Date
1	Barry Sanders	4	at Min	11/24/91
2t	Dutch Clark	3	Bkn	10/22/34
2t	Ernie Caddell	3	Pit	11/4/34
2t	Ernie Caddell	3	Phi	9/20/35
2t	Jim Ninowski	3	at LArM	10/30/60
2t	Greg Landry	3	at Chi	10/17/72
2t	Billy Sims	3	at LArM	9/7/80
2t	James Jones	3	GB	10/9/83
2t	Barry Sanders	3	at Atl	12/24/89
2t	Barry Sanders	3	TB	9/29/91
2t	Barry Sanders	3	Cle	10/8/95
2t	Tommy Vandell	3	Min	11/16/97
2t	Barry Sanders	3	Chi	11/27/97
2t	Barry Sanders	3	Cin	9/12/98
2t	James Stewart	3	at TB	10/19/00
2t	Mikel Leshoure	3	at Jax	11/4/12

(Includes all players with 3 rushing touchdowns in game)

Longest Rush

Rk	Player	Yds	Opp	Date
1	Bob Hoernschmeyer	96t	NYJ	11/23/50
1	Jahvid Best	88t	Chi	10/10/11
3t	Bob Hoernschmeyer	85t	GB	11/22/51
3t	Barry Sanders	85t	at TB	10/2/94
5	Barry Sanders	84	Chi	10/23/94

RECEIVING RECORDS

Receptions, Career

Rk	Player	Rec	Yds	Avg	TD	Years
1	Herman Moore	670	9174	13.7	62	1991-2001
2	Calvin Johnson	488	7836	16.1	54	2007-2011
3	Johnnie Morton	469	6499	13.9	21	1994-2001
4	Brett Perriman	428	5244	12.3	25	1991-96
5	Barry Sanders	352	2921	8.3	10	1989-98

Receptions, Season

Rk	Player	Rec	Yds	Avg	TD	Year
1	Herman Moore	123	1686	13.7	14	1995
2	Calvin Johnson	122	1964	16.1	5	2012
3	Brett Perriman	108	1488	13.8	9	1995
4	Herman Moore	106	1296	12.2	9	1996
5	Herman Moore	104	1293	12.4	8	1997

Receptions, Game

Rk	Player	Rec	Opp	Date
1	Herman Moore	16	Chi	12/4/95
2	Calvin Johnson	13	Ind	12/2/12
3t	Cloyce Box	12	at Bal	12/3/50
3t	James Jones	12	at Cle	9/28/86
3t	Brett Perriman	12	at Min	11/19/95
3t	Brett Perriman	12	Min	11/23/95
3t	Herman Moore	12	at Chi	9/7/96
3t	Calvin Johnson	12	at Min	11/11/12

Receiving Yards, Career

Rk	Player	Rec	Yds	Avg	TD	Year
1	Herman Moore	670	9174	13.7	61	1991-01
2	Calvin Johnson	488	7836	16.1	54	2007-
3	Johnnie Morton	469	6499	13.9	35	1994-01
4	Brett Perriman	428	5244	12.3	25	1991-96
5	Gail Cogdill	325	5221	16.1	28	1960-68

Receiving Yards, Season

Rk	Player	Rec	Yds	Avg	TD	Year
1	Calvin Johnson	122	1964	16.1	5	2012
2	Herman Moore	123	1686	13.7	14	1995
3	Calvin Johnson	96	1681	17.5	16	2011
4	Brett Perriman	108	1488	13.8	9	1995
5	Germane Crowell	81	1338	16.5	7	1999

Receiving Yards, Game

Rk	Player	Yds	Opp	Date
1	Cloyce Box	302	Bal	12/3/50
2	Richard Johnson	248	NO	12/3/89
3	Calvin Johnson	244	at GB	11/1/12
3	Calvin Johnson	235	Atl	12/2/12
5	Calvin Johnson	214	at Oak	12/18/11
6	Calvin Johnson	207	at Min	11/11/12
7	Roy Williams	204	at Phi	9/23/07
8	Cloyce Box	202	Dal	12/13/52

Receiving Touchdowns, Career

Rk	Player	Rec	Yds	Avg	TD	Years
1	Herman Moore	666	9098	13.7	62	1991-01
2	Calvin Johnson	488	7836	16.1	54	2007-
3	Johnnie Morton	469	6499	13.9	35	1994-01
3t	Terry Barr	227	3810	16.8	35	1957-65
3t	Leonard Thompson	277	4682	16.9	35	1975-86

Receiving Touchdowns, Season

Rk	Player	Rec	Yds	Avg	TD	Year
1	Calvin Johnson	96	1681	17.5	16	2011
2	Cloyce Box	42	924	22.0	15	1952
3	Herman Moore	123	1686	13.7	14	1995
4	Terry Barr	66	1086	16.5	13	1963
5t	Leon Hart	35	544	15.5	12	1951
5t	Calvin Johnson	78	1331	17.1	12	2008
5t	Calvin Johnson	77	1,120	14.5	12	2010

Receiving Touchdowns, Game

Rk	Player	TD	Opp	Date
1	Cloyce Box	4	at Bal	12/3/50
2t	Dave Diehl	3	at Cle	11/26/44
2t	Doak Walker	3	GB	11/19/50
2t	Cloyce Box	3	NYJ	11/23/50
2t	Cloyce Box	3	GB	11/27/52
2t	Cloyce Box	3	Chi	12/7/52
2t	Cloyce Box	3	at DalT	12/13/52
2t	Jim Doran	3	at SF	11/3/57
2t	Hopalong Cassidy	3	Bal	10/11/59
2t	Terry Barr	3	at SF	11/3/63
2t	Bill Gambrell	3	at Atl	12/8/68
2t	Leonard Thompson	3	Min	12/9/78
2t	Leonard Thompson	3	Min	9/23/84
2t	Leonard Thompson	3	NYJ	11/28/85
2t	Herman Moore	3	GB	10/29/95
2t	Roy Williams	3	Arz	11/13/05
2t	Calvin Johnson	3	Was	10/31/10

(Includes all players with 3 receiving touchdowns in game)

Longest Reception

Rk	Player	Yds	Opp	Date	Receiver
1	Pat Studstill	99t	at Bal	10/16/66	Karl Sweeten
2	Johnnie Morton	98t	at Chi	10/4/98	Charlie Batch
3	Cloyce Box	97t	GB	11/26/53	Bobby Layne

4	Calvin Johnson	96t	at Hou	10/19/08	Dan Orlowsky
5	Leonard Thompson	94t	Chi	10/19/81	Eric Hipple

PASSING RECORDS

Passing Yards, Career	Att	Cmp	Yds	Pct	TD	Int	Rtg	Years
Rk Player								
1 Bobby Layne	2193	1074	15710	49.0	118	142	63.7	1950-58
2 Matt Stafford	1863	1114	12802	59.8	80	54	82.8	2009-
3 Scott Mitchell	1850	1049	12647	56.7	79	57	79.2	1994-98
4 Greg Landry	1747	957	12451	54.8	80	81	73.4	1968-78
5 Gary Danielson	1684	952	11885	56.5	69	71	74.7	1976-84

Passing Yards, Season

Rk	Player	Att	Cmp	Yds	Pct	TD	Int	Rtg	Year
1	Matthew Stafford	663	421	5038	63.5	41	16	97.2	2011
2	Matthew Stafford	727	435	4967	59.8	20	17	79.8	2012
3	Scott Mitchell	583	346	4338	59.3	32	12	92.3	1995
4	Jon Kitna	596	372	4208	62.4	21	22	79.9	2006
5	Jon Kitna	561	355	4068	63.3	18	20	80.9	2007

Passing Yards, Game

Rk	Player	Yds	Opp	Date
1	Matthew Stafford	520	at GB	1/1/12
2	Jon Kitna	446	at Phi	9/23/07
3	Matthew Stafford	443	Atl	12/22/12
4	Matthew Stafford	441	Hou	11/22/12
5	Charlie Batch	436	at Arz	11/8/01
6	Matthew Stafford	422	Cle	11/11/09
7	Scott Mitchell	410	Min	11/23/95
8	Matthew Stafford	408	at NO	12/4/11

Passing Touchdown, Career

Rk	Player	Att	Cmp	Yds	Pct	TD	Int	Rtg	Years
1	Bobby Layne	2193	1074	15710	49.0	118	142	63.7	1950-58
2t	Greg Landry	1747	957	12451	54.8	80	81	73.4	1968-78
2t	Matthew Stafford	1863	1114	12802	59.8	80	54	82.8	2009-
4	Scott Mitchell	1850	1049	12647	56.7	79	57	79.2	1994-98
5	Garv Danielson	1684	952	11895	56.5	69	71	74.7	1976-84

Passing Touchdown, Season

Rk	Player	Att	Cmp	Yds	Pct	TD	Int	Rtg	Year
1	Matthew Stafford	663	421	5038	63.5	41	16	97.2	2011
2	Scott Mitchell	583	346	4338	59.3	32	12	92.3	1995
3	Bobby Layne	332	152	2403	45.8	26	23	67.6	1951
4	Earl Morrall	328	174	2621	53.0	24	14	86.2	1963
5	Jon Kitna	596	372	4208	62.4	21	22	79.9	2006

Passing Touchdowns, Game

Rk	Player	TD	Opp	Date
1t	Gary Danielson	5	Min	12/9/78
1t	Matthew Stafford	0	Car	11/20/01
1t	Matthew Stafford	5	Cle	1/22/09
1t	Matthew Stafford	5	at GB	1/12/12
5t	Frank Sinkwich	4	Chi	11/19/44
5t	Bobby Layne	4	at Chi	11/11/51
5t	Bobby Layne	4	GB	11/22/51
5t	Bobby Layne	4	Chi	12/7/52
5t	Tommy Rouse	4	SF	11/3/57
5t	Milt Plum	4	SF	9/23/62
5t	Earl Morrall	4	at SF	11/3/63
5t	Greg Landry	4	GB	10/10/71
5t	Eric Hipple	4	Chi	10/19/81
5t	Gary Danielson	4	Min	9/23/84
5t	Eric Hipple	4	NJ/J	11/26/85
5t	Rodney Peete	4	Chi	12/16/90
5t	Scott Mitchell	4	Min	11/23/95
5t	Scott Mitchell	4	Chi	9/22/96
5t	Joey Harrington	4	Arz	9/7/03
5t	Jon Kira	4	at Dal	12/31/06
5t	Matthew Stafford	4	Was	10/31/10
5t	Matthew Stafford	4	KC	9/18/11
5t	Matthew Stafford	4	at Oak	12/18/11

Passing Attempts, Career

Rk	Player	Att	Cmp	Yds	Pct	TD	Int	Rtg	Years
1	Bobby Layne	2193	1074	15710	49.0	118	142	63.7	1950-58
2	Matthew Stafford	1863	1114	12802	59.8	80	54	82.8	2009-
3	Scott Mitchell	1850	1049	12647	56.7	79	57	79.2	1994-98
4	Joey Harrington	1802	986	10242	54.7	60	62	68.1	2002-05
5	Greg Landry	1747	957	12451	54.8	80	81	73.4	1968-78

Passing Attempts, Season

Rk	Player	Att	Cmp	Yds	Pct	TD	Int	Rtg	Year
1	Matthew Stafford	727	435	4967	59.8	20	17	79.8	2012
2	Matthew Stafford	663	421	5038	63.5	41	16	97.2	2011
3	Jon Kitna	596	372	4208	62.4	21	22	79.9	2006
4	Scott Mitchell	583	346	4338	59.3	32	12	92.3	1995
5	Jon Kitna	561	355	4068	63.3	18	20	80.9	2007

Passing Attempts, Game

Rk	Player	Att	Opp	Date
1	Matthew Stafford	63	at Chi	11/13/11
2	Charlie Batch	62	at Arz	11/8/01
3	Matthew Stafford	61	Hou	11/22/12
4	Matthew Stafford	59	at GB	1/1/12
5	Matthew Stafford	56	Atl	12/22/12
6	Joey Harrington	55	at GB	9/14/03
7	Shayn Hill	54	at GB	10/3/10

Passing Completions. Care

Rk	Player	Att	Cmp	Yds	Pct	TD	Int	Rtg	Years
1	Matthew Stafford	1863	1114	12802	59.8	80	54	82.8	2009-
2	Bohby Wayne	2193	1074	15710	49.0	118	142	63.7	1950-58

3	Scott Mitchell	1850	1049	12647	56.7	79	57	79.2	1994-98
4	Joey Harrington	1802	986	10242	54.7	60	62	68.1	2002-05
5	Greg Landry	1747	957	12451	54.8	80	81	73.4	1968-78

Passing Completions, Season

Rk	Player	Att	Cmp	Yds	Pct	TD	Int	Rtg	Year
1	Matthew Stafford	727	435	4967	59.8	20	17	79.8	2012
2	Matthew Stafford	663	421	5038	63.5	41	16	97.2	2011
3	Jon Kitna	596	372	4208	62.4	21	22	79.9	2006
4	Jon Kitna	561	355	4068	63.3	18	20	80.9	2007
5	Scott Mitchell	583	346	4338	59.3	32	12	92.3	1995

Passing Completions, Game

Rk	Player	Cmp	Opp	Date
1	Matthew Stafford	37	Atl	12/22/12
2t	Charlie Batch	36	at Arz	11/8/01
2t	Matthew Stafford	36	at GB	1/1/12
4t	Shaun Hill	34	at Buf	10/3/10
5c	Matthew Stafford	34	SEA	10/28/12
6t	Eric Hipple	33	at Cle	9/28/06
6t	Chuck Long	33	GB	10/25/87
6t	Joey Harrington	33	at Ten	1/5/04
6t	Matthew Stafford	33	at Chi	11/13/11
6t	Matthew Stafford	33	at Ten	9/23/12t

Consecutive Passing Completions, Game

Rk	Player	Cmp	Opp	Date
1	Jon Kitna	12	at Arz	11/19/06
2t	Gary Danielson	11	GB	12/21/80
2t	Dave Krieg	11	Buf	11/24/94
2t	Charlie Batch	11	GB	10/15/98
2t	Joey Harrington	11	SD	12/7/03

Completion Percentage, Career (min. 500 att.)

Rk	Player	Att	Cmp	Yds	Pct	TD	Int	Rtg	Years
1	Jon Kitna	1277	795	9034	62.3	44	47	79.6	2006-08
2	Matthew Stafford	1863	1114	12802	59.8	80	54	82.8	2009-
3	Rodney Peete	1125	641	8164	57.0	38	49	72.9	1989-93
4	Scott Mitchell	1850	1049	12647	56.7	79	57	79.2	1994-98
5	Garv Danielson	1684	952	11885	56.5	69	71	74.7	1976-84

Completion Percentage, Season (min. 200 att.)

Rk	Player	Att	Cmp	Yds	Pct	TD	Int	Rtg	Year
1	Matthew Stafford	663	421	5038	63.50	41	16	97.2	2011
2	Jon Kitna	355	561	4068	63.28	18	20	80.9	2007
3	Eric Hipple	305	192	1919	62.95	9	11	75.6	1986
4	Jon Kitna	596	372	4208	62.41	21	22	79.9	2006
5	Rodney Peete	252	157	1670	62.30	6	14	66.4	1993

Completion Percentage, Game (Since 1950, min. 15 attempts)

Rk	Player	Pct	Att	Cmp	Opp	Date
1	Charlie Batch	84.21	19	16	GB	10/15/98
2	Jon Kitna	83.33	24	20	Chi	9/30/07
3t	Greg Landry	83.33	18	15	NE	10/10/76
3t	Ty Detmer	83.33	18	15	StL	10/8/01
5	Joey Harrington	81.82	22	18	at NYG	10/24/04

Passing Interceptions. Career (fewest, min. 500 att.)

Rk	Player	Att	Cmp	Yds	Pct	TD	Int	Rtg	Years
1	Erik Kramer	509	281	3408	55.2	23	19	75.5	1991-93
2	Chuck Long	602	330	3743	54.8	19	28	64.8	1986-89,91,94
3	Jim Ninowski	530	251	3520	47.4	9	36	46.6	1960-61
4	Tobin Rote	596	256	3609	43.0	30	39	52.6	1957-59
5	Charlie Batch	1326	743	9016	56.0	49	40	76.9	1998-01

Passing Interceptions, Season (fewest, min. 200 att.

Rk	Player	Att	Cmp	Yds	Pct	TD	Int	Rtg	Year
1	Dave Krieg	212	131	1629	61.8	14	3	101.7	1994
2	Charlie Batch	303	173	2178	57.1	11	6	83.5	1998
3t	Bill Munson	292	166	1874	56.8	8	7	75.3	1974
3t	Gus Fretotte	288	175	2117	60.8	9	7	83.6	1999
3t	Charlie Batch	270	151	1957	55.9	13	7	84.1	1999
3t	Greg Landry	240	135	1359	56.3	6	7	68.7	1977

Passing Interceptions, Career (most)

Rk	Player	Att	Cmp	Yds	Pct	TD	Int	Rtg	Years
1	Bobby Layne	2193	1074	15710	49.0	118	142	63.7	1950-58
2	Milt Plum	1315	671	8536	51.0	55	87	58.0	1962-67
3	Greg Landry	1747	957	12451	54.8	80	81	73.4	1968-78
4	Gary Danielson	1684	952	11885	56.5	69	71	74.7	1976-84
5	Eric Hipple	1546	830	10711	53.7	55	70	68.7	1980-89

Passing Interceptions, Season (most

Rk	Player	Att	Cmp	Yds	Pct	TD	Int	Rtg	Year
1	Bobby Layne	332	152	2403	45.8	26	23	67.6	1951
2	Jeff Komlo	368	183	2238	49.7	11	23	52.8	1979
3	Joey Harrington	554	309	2880	55.8	17	22	63.9	2003
4	Jon Kitna	596	372	4208	62.4	21	22	79.9	2006
5	Bobby Layne	273	125	2088	45.8	16	21	59.6	1953

Passing Interceptions, Game (most)

Rk	Player	Int	Opp	Date
1t	Frank Sinkwich	7	GB	10/24/43
1t	Ty Detmer	7	Cle	9/23/01
3t	Jim Ninowski	5	LARm	10/30/60
3t	Gary Danielson	5	StL	12/3/78
3t	Eric Hipple	5	Min	9/25/83
3t	Joey Harrington	5	Chi	9/18/05

3t	Jon Kitha	5	SD	12/16/0
3t	Matthew Stafford	5	Sea	11/8/09

(Includes all players with 5 interceptions in game)



THE RECORDS SECTION

Detroitlions.com
Media.Detroitlions.com

5t	Eddie Murray	54	at Cin	12/11/83
5t	Eddie Murray	54	at SF	12/31/83#
5t	Jason Hanson	54	Was	9/10/00
5t	Jason Hanson	54	GB	11/22/01
5t	Jason Hanson	54	Oak	11/2/03
5t	Jason Hanson	54	at Hou	10/19/08
5t	Jason Hanson	54	at Hou	10/19/08

50-Yard Field Goals, Career

Rk	Player	FG	FGA	Pct	Years
1	Jason Hanson	52	93	55.9	1992-
2	Eddie Murray	16	34	47.1	1980-91
3	Errol Mann	6	-	-	1969-76
4	Jim Martin	3	-	-	1951-61
5	Dave Rayner	2	2	100.0	2000-
6	Glenn Presnell	-	-	-	1934-36

(Includes all players who have 1 50-yard field goal in career)

50-Yard Field Goals, Season

Rk	Player	FG	FGA	Pct	Year
1	Jason Hanson	8	8	100.0	2008
2	Jason Hanson	5	7	71.4	2011
3	Jason Hanson	4	5	80.0	1999
3t	Jason Hanson	4	7	57.1	2001
3t	Jason Hanson	4	4	100.0	2003
3t	Jason Hanson	4	5	80.0	2011
7t	Errol Mann	3	6	50.0	1970
7t	Eddie Murray	4	7	57.1	1981
7t	Eddie Murray	3	4	75.0	1983
7t	Jason Hanson	3	7	42.9	1993
7t	Jason Hanson	3	5	60.0	1997
7t	Jason Hanson	3	6	50.0	2006
7t	Jason Hanson	3	4	75.0	2007
7t	Jason Hanson	3	4	75.0	2010

50-Yard Field Goals, Game

Rk	Player	FG	Opp	Date
1t	Jim Martin	2	Bal	10/23/60
1t	Jason Hanson	2	Ind	11/23/97
1t	Jason Hanson	2	Was	12/5/98
1t	Jason Hanson	2	at Hou	10/19/08
1t	Jason Hanson	2	at NYG	10/17/10

Field Goal Attempts, Career

Rk	Player	FG	FGA	FG%	XP	XPA	XP%	Years
1	Jason Hanson	495	601	82.4	665	673	98.8	1992-
2	Eddie Murray	244	325	75.08	381	386	98.7	1980-91
3	Errol Mann	141	214	65.89	213	222	95.9	1969-76
4	Wayne Walker	53	131	40.46	172	175	98.3	1958-72
5	Jim Martin	56	125	44.80	91	95	95.8	1951-61

Field Goal Attempts, Season

Rk	Player	FG	FGA	FG%	XP	XPA	XP%	Year
1	Jason Hanson	34	43	79.1	28	28	100.0	1993
2	Eddie Murray	27	42	64.3	35	36	97.2	1980
3t	Errol Mann	25	37	67.6	26	26	100.0	1969
3t	Errol Mann	22	37	59.5	37	37	100.0	1971
5	Jason Hanson	32	36	88.9	38	38	100.0	2012

Extra Points, Career

Rk	Player	FG	FGA	FG%	XP	XPA	XP%	Years
1	Jason Hanson	495	601	82.4	665	673	98.8	1992-
2	Eddie Murray	244	325	75.08	381	386	98.7	1980-91
3	Errol Mann	141	214	65.89	213	222	95.9	1969-76
4	Doak Walker	49	87	56.32	181	191	95.8	1950-55
5	Wayne Walker	53	131	40.46	172	175	98.3	1958-72

Extra Points, Season

Rk	Player	FG	FGA	FG%	XP	XPA	XP%	Year
1	Jason Hanson	24	29	82.8	54	54	100.0	2011
2	Jason Hanson	28	34	82.4	48	48	100.0	1995
3	Eddie Murray	25	35	71.4	46	46	100.0	1981
4t	Doak Walker	6	12	50.0	43	44	97.7	1951
4t	Doak Walker	11	17	64.7	43	43	100.0	1954

Extra Points, Game

Rk	Player	XP	Opp	Date
1t	Doak Walker	7	NYJ	11/23/50
1t	Doak Walker	7	GB	11/22/51
1t	Jason Hanson	7	Chi	11/27/97
1t	Jason Hanson	7	Car	11/20/11
4t	Doak Walker	6	Bal	12/3/50
4t	Pat Harder	6	GB	10/26/52
4t	Pat Harder	6	Chi	12/7/52
4t	Doak Walker	6	Chi	9/26/54
4t	Doak Walker	6	SF	11/14/54
4t	Bobby Layne	6	Pit	12/9/56
4t	Gerry Perry	6	ChiC	12/6/59
4t	Jim Martin	6	SUL	11/12/61
4t	Wayne Walker	6	Pit	9/16/62
4t	Wayne Walker	6	SF	9/23/62
4t	Milt Plum	6	SF	11/3/63
4t	Garo Yepremian	6	SF	10/29/67
4t	Benny Ricardo	6	Min	12/9/78
4t	Eddie Murray	6	Chi	10/19/81
4t	Eddie Murray	6	Min	12/12/81
4t	Eddie Murray	6	Pit	11/24/83
4t	Jason Hanson	6	Arz	9/7/03
4t	Jason Hanson	6	KC	9/18/11
4t	Jason Hanson	6	at Den	10/30/11

Extra Point Attempts, Career

Rk	Player	FG	FGA	FG%	XP	XPA	XP%	Years
1	Jason Hanson	495	601	82.4	665	673	98.8	1992-
2	Eddie Murray	244	325	75.08	381	386	98.7	1980-91
3	Errol Mann	141	214	65.89	213	222	95.9	1969-76
4	Doak Walker	49	87	56.32	183	191	95.8	1950-55
5	Wayne Walker	53	131	40.46	172	175	98.3	1958-72

Extra Point Attempts, Season

Rk	Player	FG	FGA	FG%	XP	XPA	XP%	Year
1	Jason Hanson	24	29	82.8	54	54	100.0	2011
2	Jason Hanson	28	34	82.4	48	48	100.0	1995
3	Eddie Murray	25	35	71.4	46	46	100.0	1981
4	Doak Walker	6	12	50.0	43	44	97.7	1951
5	Doak Walker	11	17	64.7	43	43	100.0	1954

INTERCEPTIONS RECORDS

Interceptions, Career

Rk	Player	Int	Yds	Avg	TD	Years
1	Dick LeBeau	62	762	12.3	3	1959-72
2	Lem Barney	56	1077	19.2	7	1967-77
3	Yale Lary	50	787	15.7	2	1952-53, 56-64
4	Jack Christensen	46	717	15.6	2	1959-72
5	Jim David	36	259	7.2	0	1952-59

Interceptions, Season

Rk	Player	Int	Yds	Avg	TD	Year
1t	Don Doll	12	163	13.6	1	1950
1t	Jack Christensen	12	238	19.8	1	1953
3	Don Doll	11	301	27.4	1	1949
4t	Jack Christensen	10	137	13.7	1	1957
4t	Lem Barney	10	232	23.2	3	1967

Interceptions, Game

Rk	Player	Int	Date	Opp
1	Don Doll	4	10/23/49	at ChiC
2t	Mike Lucci	3	11/13/66	at Min
2t	Lem Barney	3	12/17/67	Min
2t	Lem Barney	3	9/22/68	Chi
2t	Mike Weger	3	9/22/68	Chi
2t	Mike Lucci	3	11/27/71	at Chi
2t	Dick Jauron	3	11/18/73	at Chi
2t	Bobby Watkins	3	12/83	GB
2t	Kurt Schulz	3	9/24/00	at Chi
2t	Don Doll	3	10/8/50	SF
2t	Don Doll	3	11/19/50	Bal
2t	Jack Christensen	3	11/7/53	Bal
2t	Jimmy David	3	10/6/56	at Bal
2t	Joe Schmidt	3	10/26/58	at LA
2t	Gary Lowe	3	17/61*	Cle
2t	Yale Lary	3	11/15/53	at GB
2t	Yale Lary	3	10/28/56	at LA

*Bert Bell Playoff (Runner-Up) Bowl

Interception Return Yards, Career

Rk	Player	Int	Yds	Avg	TD	Years
1	Lem Barney	56	1077	19.2	7	1967-77
2	Yale Lary	50	787	15.7	2	1952-53, 56-64
3	Dick LeBeau	62	762	12.3	3	1959-72
4	J. Robert Smith	29	719	24.8	3	1949-54
5	Jack Christensen	46	717	15.6	3	1951-58

Interception Return Yards, Season

Rk	Player	Int	Yds	Avg	TD	Year
1	Don Doll	11	301	27.4	1	1949
2	Jack Christensen	12	238	19.8	1	1953
3	Lem Barney	10	232	23.2	3	1967
4	Chris Houston	5	225	45.0	2	2011
5	J. Robert Smith	9	218	24.2	1	1949

Interception Return Yards, Game (Since 1960)

Rk	Player	Yds	Int	Date	Opp
1	Dick Jauron	167	3	11/18/73	Chi
2	Devon Mitchell	107	2	12/4/88	GB
3t	Bryant Westbrook	101	1	11/23/00	NE
3t	Louis Delmas	101	1	12/20/09	Arz
5	Chris Houston	100	1	10/30/11	at Den

Interceptions Return for Touchdowns, Career

Rk	Player	Int	Yds	Avg	TD	Years
1	Lem Barney	56	1077	19.2	7	1967-77
2	Mike Lucci	20	308	15.4	4	1955-73
3	Bob Smith	29	719	24.8	3	1965-66
4t	Jack Christensen	46	717	15.6	3	1951-58
4t	Dick LeBeau	62	762	12.3	3	1959-72
4t	Larry Hand	5	110	22.0	3	1964-77
4t	Levi Johnson	21	549	26.1	3	1973-77
4t	Bryant Westbrook	12	239	19.9	3	1997-2001

Interceptions Return for Touchdowns, Season

Rk	Player	Int	Yds	Avg	TD	Year
1	Lem Barney	10	232	23.2	3	1967
2	Wayne Rasmussen	5	122	24.4	2	1965
2t	Larry Hand	6	6	3.0	2	1967
2t	Lem Barney	2	168	84.0	2	1970
4t	Mike Lucci	5	74	14.8	2	1971
4t	Levi Johnson	5	139	27.8	2	1974
2t	Reggie Brown	2	83	41.5	2	1997
2t	Chris Houston	5	225	45.0	2	2011

(Includes all players with interception return for a touchdown in season)



THE RECORDS SECTION

Detroitlions.com
Media.Detroitlions.com

Longest Interception Return

Rk	Player	Yds	Opp	Date
1	Bob Smith	102t	ChiB	11/24/49
2t	Bryant Westbrook	101t	NE	11/23/00
2t	Louis Delmas	101t	Arz	12/20/09
3	Chris Houston	100	at Den	10/30/11
4	Bennie Blades	98t	at TB	9/29/96
5	Vern Huffman	97t	Brk	10/17/37
6	Ray Crockett	96t	Dal	10/27/91
8t	Dick Jauron	95t	at Chi	11/18/73
8t	Don Doll	95t	at Pit	10/8/49
10	Del Ritchhart	94t	NG	11/15/36
11	Jack Christensen	92t	LARm	11/1/53
12t	Devon Mitchell	90t	GB	12/4/88
12t	Bob Smith	90	at Pit	11/9/52

(includes all players with 90-yard interceptions returns)

PUNTING RECORDS

Punts, Career

Rk	Player	Pnt	Yds	Avg	Years
1	Nick Harris	694	29857	43.0	2003-10, 2012
2	Jim Arnold	536	22893	42.7	1986-93
3t	Yale Lary	503	22279	44.3	1952-53, 56-64
3t	John Jett	503	21494	42.7	1997-03
5	Herman Weaver	436	17715	40.6	1970-76

Most Punts, Season

Rk	Player	Pnt	Yds	Avg	Year
1	Jim Arnold	97	4110	42.2	1988
2t	Wilbur Summers	93	3420	36.8	1977
2t	John Jett	93	4044	43.5	2000
4	Nick Harris	92	3765	40.9	2004
5	John Jett	91	3838	42.2	2002

Most Punts, Game

Rk	Player	Pnt	Opp	Date
1	Wilbur Summers	12	at SF	10/23/77
2	John Jett	11	at Car	9/15/02
3t	George Grimes	10	at ChiB	10/17/48
3t	Jerry DePoyster	10	at LA	11/3/58
3t	Lem Barney	10	Min	11/27/69
3t	Herman Weaver	10	Was	10/17/76
3t	Mike Black	10	LARd	12/10/84
3t	Jim Arnold	10	at GB	12/15/91
3t	Mark Royals	10	TB	9/8/96
3t	John Jett	10	at Chi	9/24/01
3t	John Jett	10	Atl	11/12/00

Gross Punting Average, Career (Min. 70 punts)

Rk	Player	Pnt	Yds	Avg	Years
1	Nick Harris	503	22279	44.29	1952-53, 56-64
2	Yale Lary	694	29857	43.02	2003-10, 2012
3	Mark Royals	126	5413	42.96	1995-96
4	John Jett	503	21494	42.73	1997-03
5	Jim Arnold	536	22893	42.71	1986-93

Gross Punting Average, Season (Min. 30 punts)

Rk	Player	Pnt	Yds	Avg	Year
1	Yale Lary	35	1713	48.94	1963
2	Yale Lary	52	2,519	48.44	1961
3	Yale Lary	45	2,121	47.13	1959
4	Yale Lary	67	3,099	46.25	1964
5	Bob Cifers	30	1,369	45.63	1946

Gross Punting Average, Game (Since 1960, Min.: 4 punts)

Rk	Player	Pnt	Yds	Avg	Date
1	Yale Lary	57.25	SF	10/6/63	
2	Yale Lary	53.60	Dal	10/13/63	
3t	Pat Studstill	53.00	Chi	9/11/66	
3t	Yale Lary	53.00	Bal	9/24/61	
5	Nick Harris	52.60	Min	11/6/05	

Net Punting Average (Since 1976, Min.: 50 punts)

Rk	Player	Pnt	Yds	Avg	Net	In	TB	Years
1	Nick Harris	694	29857	43.02	36.42	210	48	2003-10, 2012
2	Jim Arnold	536	22893	42.73	36.01	124	53	1986-93
3	John Jett	503	21494	42.73	36.08	154	50	1997-03
4	Tom Skladany	268	11363	42.40	35.94	64	23	1978-82
5	Greg Montgomery	63	2782	44.16	34.78	19	8	1994

Net Punting Average, Season (Since 1976 Min.: 30)

Rk	Player	Pnt	Yds	Avg	Net	TB	In	Year
1	Jim Arnold	46	2007	43.83	36.63	4	17	1987
2	Nick Harris	66	2967	44.95	38.18	9	18	2006
3	John Jett	91	3838	42.18	38.01	7	29	2002
4	Nick Harris	90	3952	43.91	37.98	6	24	2008
5	Tom Skladany	64	2784	43.50	37.27	5	21	1981

Punts Inside-the-20, Career (Since 1976)

Rk	Player	Pnt	Yds	Avg	Net	TB	In	Years
1	Nick Harris	694	29857	43.02	36.42	210	48	2003-10, 2012
2	Jim Arnold	536	22893	42.73	36.01	124	53	1986-93
3	John Jett	503	21494	42.73	36.08	154	50	1997-03
4	Mike Black	272	11181	41.11	33.61	59	27	1983-87
5	Tom Skladany	268	11363	42.40	35.94	64	23	1978-82

Punts Inside-the-20, Season (Since 1976)

Rk	Player	Pnt	Yds	Avg	Net	TB	In	20 Year
1	Nick Harris	94	3656	43.52	36.86	2	34	2000
2	John Jett	93	4044	43.48	36.12	12	33	2000
3	Nick Harris	92	3765	40.92	34.61	7	29	2004
4	John Jett	91	3838	42.18	38.01	7	29	2002

5t	Jim Arnold	75	3092	41.23	35.36	5	27	1991
5t	John Jett	86	3637	42.29	34.83	12	27	1999

Longest Punts

Rk	Player	Yds	Opp	Date
1	Bill Shepherd	85	NVG	11/15/36
2	Bill DeCorrevont	81	at Was	10/6/46
3	Pat Studstill	78	GB	10/8/67
4	Bob Smith	75	NYV	10/8/51
5t	Yale Lary	74	at SF	9/13/64
5t	Tom Skladany	74	Oak	9/27/81

PUNT RETURN RECORDS

Punt Returns, Career

Rk	Player	PR	Yds	Avg	TD	Years
1t	Pete Mandley	143	1360	9.5	2	1984-88
1t	Lem Barney	143	1312	9.2	2	1967-77
3	Mel Gray	132	1427	10.8	2	1989-94
4	Yale Lary	126	758	6.0	3	1952-53, 56-64
5	Robbie Martin	118	1118	9.5	2	1981-84

Most Punt Returns, Season

Rk	Player	PR	Yds	Avg	TD	Year
1	Robbie Martin	52	450	8.7	1	1981
2	Glyn Milburn	47	433	9.2	0	1997
3	Pete Mandley	43	420	9.8	1	1986
4	Pete Mandley	38	403	10.6	1	1985
5	Pete Mandley	37	287	7.8	0	1988

Punt Returns, Game (Since 1948)

Rk	Player	PR	Opp	Date
1t	Eddie Payton	8	TB	11/20/77
1t	Ray Williams	8	TB	12/14/80
1t	Terry Fair	8	PHI	11/8/98
4t	Ken Jenkins	7	GB	11/20/83
4t	Robbie Martin	7	Min	10/21/84
4t	Walter Stanley	7	NO	12/3/89

Punt Return Yards, Career

Rk	Player	PR	Yds	Avg	TD	Years
1	Mel Gray	132	1427	10.8	2	1989-94
2	Pete Mandley	143	1360	9.5	2	1984-88
3	Lem Barney	143	1312	9.2	2	1967-77
4	Robbie Martin	118	1118	9.5	2	1981-84
5	Jack Christensen	85	1084	12.8	8	1951-58

Most Punt Returns, Season

Rk	Player	PR	Yds	Avg	TD	Year
1	Walter Stanley	36	496	13.8	0	1989
2t	Pat Studstill	29	457	15.8	0	1962
2t	Desmond Howard	31	457	14.7	1	2000
4	Robbie Martin	52	450	8.7	1	1981
5	Glyn Milburn	47	433	9.2	0	1997

Punt Return Yards, Game (Since 1948)

Rk	Player	Yds	Opp	Date
1	Eddie Drummond	199	at Jax	11/14/04
2	Tom Watkins	184	SF	10/6/63
3	Jack Christensen	175	GB	11/22/51
4	Robbie Martin	140	Pit	11/24/83
5	Jack Christensen	126	LARm	10/14/51

Punt Return Average, Career (Min. 40 returns)

Rk	Player	PR	Yds	Avg	TD	Years
1	Jack Christensen	85	1084	12.75	8	1951-58
2	Pat Studstill	59	716	12.14	2	1961-67
3	Desmond Howard	68	821	12.07	2	1999-02
4	Mel Gray	132	1427	10.81	2	1989-94
5	Tom Watkins	86	928	10.79	3	1962-67

Return Average, Season (Min. 20 returns)

Rk	Players	PR	Yds	Avg	TD	Year
1	Pat Studstill	29	457	15.76	0	1962
2	Mel Gray	25	385	15.40	1	1991
3	Desmond Howard	31	457	14.74	1	2000
4	Reggie Swinton	23	318	13.83	1	2003
5	Walter Stanley	36	496	13.78	0	1989

Punt Return Average, Game (Since 1960, Min. 3 punt returns)

Rk	Player	PR	Yds	Avg	Opp	Date
1	Tom Watkins	5	184	36.80	SF	10/6/63
2	Eddie Payton	3	105	35.00	Min	12/17/77
3	Dick Jauron	103	34.33	Chi	11/24/74	
4	Eddie Drummond	6	499	33.17	at Jax	11/14/04
5	Desmond Howard	4	119	29.75	at NO	9/3/00

Punt Returns for Touchdowns, Career

Rk	Player	PR	Yds	Avg	TD	Years
1	Jack Christensen	85	1084	12.8	8	1951-58
2	Eddie Drummond	108	1058	9.8	4	2002-06
3t	Tom Watkins	86	928	10.8	3	1962-67
3t	Yale Lary	126	758	6.0	3	1952-53, 56-64
5t	Bill Dudley	30	448	14.9	2	1947-49
5t	Lem Barney	143	1312	9.2	2	1967-77
5t	Robbie Martin	118	1118	9.5	2	1981-84
5t	Pete Mandley	143	1360	9.5	2	1984-88
5t	Mel Gray	132	1427	10.8	2	1989-94
5t	Desmond Howard	68	821	12.1	2	1999-02

Punt Returns for Touchdowns, Season

Rk	Player	PR	Yds	Avg	TD	Year
1	Jack Christensen	18	343	19.1	2	1951
2t	Jack Christensen	15	322	21.5	2	1952



THE RECORDS SECTION

Detroitlions.com
Media.Detroitlions.com

2t	Tom Watkins	16	238	14.9	2	1964
2t	Eddie Drummond	24	316	13.2	2	2004

Punt Return for Touchdowns, Game

Rk	Player	TD	Opp	Date
1t	Jack Christiansen	2	LArM	10/14/51
1t	Jack Christiansen	2	GB	11/22/51
1t	Eddie Drummond	2	at Jax	11/14/04

Longest Punt Returns

Rk	Player	Yds	Opp	Date
1t	Desmond Howard	95t	at NO	9/3/00
1t	Tom Watkins	90t	SE	10/6/63
3t	Jack Christiansen	89t	GB	11/22/51
3t	Reggie Swinton	89t	at Car	12/21/03
5	Eddie Payton	87t	Min	12/17/77
6	Bill Dudley	84t	at ChiB	10/19/47
7	Eddie Drummond	83t	at Jax	11/14/04
8	Chuck DeShane	81t	Bos	11/4/45
9t	Pete Mandley	81t	Atl	12/21/86
9t	Robbie Martin	81t	Pit	11/24/83
11	Desmond Howard	80	at Ind	10/29/00

(Includes all players with 80-yard punt returns)

KICKOFF RETURN RECORDS

Kickoff Returns, Career

Rk	Player	KR	Yds	Avg	TD	Years
1	Mel Gray	216	5478	25.4	5	1989-94
2	Eddie Drummond	213	5026	23.6	2	2002-06
3	Desmond Howard	155	3723	24.0	0	1999-02
4	Alvin Hall	128	2819	22.0	1	1981-85, 87
5	Glyn Milburn	119	2942	24.7	0	1996-97

Most Kickoff Returns, Season

Rk	Player	KR	Yds	Avg	TD	Year
1	Glyn Milburn	64	1627	25.4	0	1996
2	Eddie Drummond	62	1349	21.8	0	2006
3t	Desmond Howard	57	1401	24.6	0	2000
3t	Desmond Howard	57	1446	25.4	0	2001
5	Glyn Milburn	55	1315	23.9	0	1997

Kickoff Returns, Game

Rk	Player	KR	Opp	Date
1	Aveion Cason	9	at SD	12/16/07
2	Mel Gray	8	Dal	11/8/92
3	Desmond Howard	8	at Pit	12/23/01
4	Derrick Williams	8	Sea	11/8/09

Kickoff Return Yards, Career

Rk	Player	KR	Yds	Avg	TD	Years
1	Mel Gray	216	5478	25.4	5	1989-94
2	Eddie Drummond	213	5026	23.6	2	2002-06
3	Desmond Howard	155	3723	24.0	0	1999-02
4	Glyn Milburn	119	2942	24.7	0	1996-97
5	Alvin Hall	128	2819	22.0	1	1981-85, 87

Kickoff Return Yards, Season

Rk	Player	KR	Yds	Avg	TD	Year
1	Glyn Milburn	64	1627	25.4	0	1996
2	Stefan Logan	73	1448	26.8	1	2010-
3	Desmond Howard	57	1446	25.4	0	2001
4	Terry Fair	51	1428	28.0	2	1998
5	Desmond Howard	57	1401	24.6	0	2000

Kickoff Return Yards, Game

Rk	Player	Yds	Opp	Date
1	Wally Triplett	294	at LArM	10/29/50
2	Terry Fair	244	at GB	9/6/98
3	Desmond Howard	229	Cin	10/28/01
4	Desmond Howard	218	TB	9/17/00
5	Eddie Drummond	210	at StL	10/1/06

Kickoff Return Average, Career (Min. 50 returns)

Rk	Player	KR	Yds	Avg	TD	Years
1	Stefan Logan	91	2362	26.0	1	2010-
2	Tom Vaughn	62	1595	25.7	0	1965-71
3	Pat Studstill	75	1924	25.6	1	1961-67
4	Lem Barney	50	1274	25.4	1	1967-71
5	Mel Gray	216	5478	25.36	5	1989-94

Kickoff Return Average, Season (Min. 20 returns)

Rk	Player	KR	Yds	Avg	TD	Year
1	Mel Gray	45	1276	28.3	3	1994
2	Terry Fair	51	1428	28.0	2	1998
3	Stefan Logan	54	1448	26.8	1	2010
4	Lem Barney	25	670	26.8	1	1968
5	Mel Gray	24	640	26.67	0	1989

Kickoff Return Average, Game (Min. 3 kickoff returns)

Rk	Player	Avg	Opp	Date
1	Wally Triplett	73.50	at LArM	10/29/50
2	Desmond Howard	45.80	Cin	10/28/01
3	Mel Gray	43.50	Chi	10/23/94
4	Mel Gray	43.00	Min	12/17/94
5	Ron Jessie	41.67	Atl	10/3/71

Kickoff Returns for Touchdowns, Career

Rk	Player	KR	Yds	Avg	TD	Years
1	Mel Gray	216	5478	25.4	5	1989-94
2t	Bobby Williams	46	1219	26.50	2	1968-71
2t	Ron Jessie	47	1237	26.32	2	1971-74
2t	Terry Fair	101	2516	24.91	2	1988-91
2t	Eddie Drummond	213	5026	23.60	2	2002-06

Most Kickoff Returns for Touchdowns, Season

Rk	Player	KR	Yds	Avg	TD	Year
1	Mel Gray	45	1276	28.4	3	1994
2t	Ron Jessie	16	470	29.4	2	1971
2t	Terry Fair	51	1428	28.0	2	1998
2t	Eddie Drummond	41	1092	26.6	2	2004

Kickoff Returns for Touchdowns, Game

Rk	Player	TD	Opp	Date
1t	Bill Jefferson	1	ChiB	11/23/41
1t	Ned Mathews	1	Phy/Pit	11/21/43
1t	Art Van Tone	1	ChiB	11/19/44
1t	Wally Triplett	1	at LArM	10/29/50
1t	Bill Bowman	1	Chi	9/26/54
1t	Terry Barr	1	at LA	10/26/58
1t	Pat Studstill	1	Chi	10/8/61
1t	Lem Barney	1	at LArM	11/3/68
1t	Bobby Williams	1	Atl	11/9/69
1t	Bobby Williams	1	Min	11/15/70
1t	Ron Jessie	1	Atl	10/3/71
1t	Ron Jessie	1	Chi	10/24/71
1t	Eddie Payton	1	Min	12/17/77
1t	Ray Williams	1	TB	12/14/80
1t	Alvin Hall	1	GB	12/12/82
1t	Mel Gray	1	TB	9/27/92
1t	Mel Gray	1	Sea	10/17/93
1t	Mel Gray	1	Chi	10/23/94
1t	Mel Gray	1	GB	11/6/94
1t	Mel Gray	1	Min	12/17/94
1t	Johnnie Morton	1	at Mia	12/25/94
1t	Terry Fair	1	GB	9/6/98
1t	Terry Fair	1	TB	9/28/98
1t	Reggie Swinton	1	at Chi	10/26/03
1t	Eddie Drummond	1	Hou	9/19/04
1t	Eddie Drummond	1	at Min	11/21/04
1t	Casey FitzSimmons	1	Chi	9/30/07
1t	Stefan Logan	1	StL	10/10/10

(Includes all players with 1 kickoff return for touchdowns in game)

Longest Kickoff Returns

Rk	Player	Yds	Opp	Date
1t	Terry Fair	105t	TB	9/28/98
1t	Stefan Logan	105t	StL	10/10/10
3t	Terry Barr (92) &	104t	at LA	10/26/58
3t	Gene Gedman (12)			
5t	Ron Jessie	102t	Chi	10/24/71
5t	Mel Gray	102t	Chi	10/23/94

FUMBLE RETURNS FOR TOUCHDOWNS

Longest Fumble Return Touchdowns

Rk	Player	Yds	Opp	Date
1t	Tracy Scroggins	91	at TB	12/23/95
2	Howie Weis	78	Was	10/27/40
3t	Monk Moscrip	67	ChiC	9/10/39
3t	Dre' Bly	67	Dal	10/19/03
5	Louis Delmas	65	at NO	9/13/09
6	Jim Allen	64	SF	12/17/78
7	Boss Bailey	62	at Car	12/21/03
8	Jack Johnson	60	CLE	10/28/90
9	Jimmy Williams	53	at NO	10/28/90
10t	Mike Weger	52	Atl	10/3/71
10t	Ed O'Neil	52	Chi	11/24/77

TACKLES

Tackles, Career

Rk	Player	TT	ST	AT	Year
1	Chris Spielman	1138	775	363	1988-95
2	Bennie Blades	789	587	202	1988-96
3	Ken Fantetti	706	-	-	1979-85
4	Doug English	696	-	-	1975-79, 81-85
5	Jimmy Williams	633	482	151	1982-90

Tackles, Season

Rk	Player	TT	ST	AT	Year
1	Chris Spielman	195	124	71	1994
2	Chris Spielman	153	88	35	1988
3	Chris Spielman	148	97	51	1993
4	Alvin Hall	147	94	53	1984
5	Chris Spielman	146	94	52	1992

Tackles, Game

Rk	Player	TT	Opp	Date
1	Paul Naumoff	21	Cle	11/9/75
2	Ed O'Neil	18	Min	12/17/77
3t	James Harrell	17	at Min	11/18/79
3t	Chris Spielman	17	Min	12/17/94
3t	Chris Spielman	17	at Dal	9/19/94

Note: Unofficial statistic compiled since 1973

SACKS RECORDS

Quarterback Sacks, Career

Rk	Player	Sk	Years
1	Robert Porcher	98.5	1992-04
2	Al "Bubba" Baker	75.5	1976-82
3	Mike Cofer	62.5	1983-92
4	William Gay	61.0	1978-87
5	Tracy Scroggins	60.5	1992-01

Quarterback Sacks, Season

Rk	Player	Sk	Year
1	Al "Bubba" Baker	23	1978



2	Al "Bubba" Baker	18	1980
3	Al "Bubba" Baker	16	1979
4	Robert Porcher	15.0	1999
5	William Gay	13.5	1983

(Includes all 10+ sack seasons since 1982)

Quarterback Sacks, Game

Rk	Player	Sk	Opp	Date
1	William Gay	5.5	at TB	9/4/83
2	Al "Bubba" Baker	5.0	TB	11/12/78
3	Al "Bubba" Baker	4.0	SD	10/22/78
3t	Doug English	4.0	Den	11/23/78
3t	AL "Bubba" Baker	4.0	Chi	11/22/79
3t	Doug English	4.0	Min	12/12/82
3t	Keith Ferguson	4.0	at Phi	11/16/86
8t	Al "Bubba" Baker	3.5	Chi	11/27/80
8t	Mike Cofe	3.5	at Chi	11/22/87
8t	Robert Porcher	3.5	Ind	11/23/97
8t	James Hall	3.5	at TB	12/9/01

Note: Sacks became official league statistic in 1982

SERVICE RECORDS

Seasons, Career

Rk	Player	G	Yrs	Years
1	Jason Hanson	327	21	1992-
2	Wayne Walker	200	15	1958-72
3	Dick LeBeau	185	14	1959-72
4	Joe Schmidt	155	13	1953-65
4t	Darris McCord	168	13	1955-67
4t	Larry Hand	164	13	1965-77
4t	Kevin Glover	177	13	1985-97
8t	Alex Karras	161	12	1958-62, 64-70
8t	Paul Naumoff	168	12	1967-78
8t	Leonard Thompson	175	12	1975-86
8t	Eddie Murray	174	12	1980-91
8t	Robert Porcher	187	12	1992-2003
8t	Cory Schlesinger	181	12	1995-2006
8t	Jared DeVries	120	12	1999-
8t	Jeff Backus	191	12	2001-
8t	Dominic Riola	188	12	2001-
17t	Jim Martin	126	11	1951-61
17t	Yale Lary	133	11	1952-53, 56-64
17t	Jim Gibbons	140	11	1958-68
17t	Bob Kowalkowski	138	11	1966-76
17t	Lem Barney	140	11	1967-77
17t	Greg Landry	102	11	1968-78
17t	Charlie Weaver	142	11	6/71-81
17t	Dexter Bussey	150	11	1974-84
17t	Lomas Brown	164	11	1985-95
17t	Herman Moore	145	11	1991-2001

Games, Career

Rk	Player	G	Yrs	Years
1	Jason Hanson	327	21	1992-
2	Wayne Walker	200	15	1958-72
3	Jeff Backus	191	12	2001-
4	Robert Porcher	187	12	1992-2003
4	Dominic Riola	188	12	2001-
6	Dick LeBeau	185	14	1959-72
7	Cory Schlesinger	181	12	1995-2006
8	Kevin Glover	177	13	1985-97
9	Leonard Thompson	175	12	1975-86
10	Eddie Murray	174	12	1980-91
11t	Darris McCord	168	13	1955-67
11t	Paul Naumoff	168	12	1967-78
13t	Lomas Brown	164	11	1985-95
13t	Larry Hand	164	13	1965-77
15	Alex Karras	161	12	1958-62, 64-70
16	Kevin Pritchett	156	10	1991-94, 99-04
17	Joe Schmidt	155	13	1953-65
17	Barry Sanders	153	10	1989-98
19	Dexter Bussey	150	11	1974-84
20	William Gay	146	10	1978-87

LIONS TEAM RECORDS

SEASON

Rushing Attempts

Rk	Year	G	Att	Yds	Avg	Lg	TD
1	1934	13	632	2740	4.3	-	27
2	1981	16	596	2795	4.7	51	26
3	1936	12	591	2885	4.9	-	22
3	1934	13	632	2740	4.3	-	27
4	1980	16	572	2599	4.5	52	21
5	1935	12	532	1773	3.3	-	15

Rushing Yards

Rk	Year	G	Att	Yds	Avg	Lg	TD
1	1936	12	591	2885	4.9	-	22
1	1981	16	596	2795	4.7	51	26
3	1934	13	632	2740	4.3	-	27
4	1980	16	572	2599	4.5	52	21
5	1997	16	447	2464	5.5	82t	19

Rushing Average

Rk	Year	G	Att	Yds	Avg	Lg	TD
1	1997	16	447	2464	5.5	82t	19
2	1990	16	366	1927	5.27	45t	19
3	1994	16	406	2080	5.12	85	12
4	1936	12	591	2885	4.88	-	22
5	1989	16	421	2053	4.88	34	23

Rushing Touchdowns

Rk	Year	G	Att	Yds	Avg	Lg	TD
1	1934	13	632	2740	4.3	-	27
2	1981	16	596	2795	4.7	51	26
3	1989	16	421	2053	4.9	34	23
4	1936	12	591	2885	4.8	-	22
5	1935	12	507	2011	4.0	46	21
5t	1980	16	572	2599	4.5	52	21

Passing Attempts

Rk	Year	G	Att	Cmp	Yds	Pct	TD	Int	Lg	Rtg
1	2012	16	740	445	4927	60.1	22	17	57	81.5
2	2011	16	666	423	4814	63.5	41	16	73t	97.2
3	2010	16	633	383	3810	60.5	26	16	87t	82.0
4	2001	16	609	343	3969	56.3	18	24	76	69.6
5	1995	16	605	362	4510	59.8	33	12	91t	92.9

Passing Completions

Rk	Year	G	Att	Cmp	Yds	Pct	TD	Int	Lg	Rtg
1	2012	16	740	445	4927	60.1	22	17	57	81.5
2	2011	16	666	423	4814	63.5	41	16	73t	97.2
3	2010	16	633	383	3810	60.5	26	16	87t	82.0
4	2006	16	596	372	4208	62.4	21	22	60t	79.9
5	2007	16	587	368	4216	62.7	19	22	91t	79.4

Passing Yards

Rk	Year	G	Att	Cmp	Yds	Pct	TD	Int	Lg	Rtg
1	2012	16	740	445	4927	60.1	22	17	57	81.5
2	2011	16	666	423	4814	63.5	41	16	73t	97.2
3	1995	16	605	362	4360	59.8	33	12	91t	92.9
4	2007	16	587	368	4216	62.7	19	22	91t	79.4
5	2006	16	596	372	4208	62.4	21	22	60t	79.9

Completion Percentage

Rk	Year	G	Att	Cmp	Yds	Pct	TD	Int	Lg	Rtg
1	2011	16	666	423	4814	63.5	41	16	73t	97.2
2	2007	16	587	368	4216	62.7	19	22	91t	79.4
3	2006	16	596	372	4208	62.4	21	22	60t	79.9
4	1993	16	435	264	2943	60.69	15	19	93t	74.1
5	2010	16	633	383	3810	60.51	26	16	87t	82.0

Passing Touchdowns

Rk	Year	G	Att	Cmp	Yds	Pct	TD	Int	Lg	Rtg
1	2011	16	666	423	4814	63.5	41	16	73t	97.2
2	1995	16	605	362	4510	59.8	33	12	91t	92.9
3	1951	12	351	158	2500	45.0	29	24	63	68.3
4	1963	14	406	202	2997	49.8	26	26	75t	69.0
5	2010	16	633	383	3810	60.5	26	16	87t	82.0

Passing Interceptions (Least)

Rk	Year	G	Att	Cmp	Yds	Pct	TD	Int	Lg	Rtg
1	1974	14	377	216	2475	57.3	11	11	56	74.8
2t	1970	14	294	167	2121	56.8	19	12	58	84.0
2t	1975	14	362	183	2240	50.6	15	12	65t	70.0
2t	1976	14	356	201	2630	56.5	20	12	74t	84.6
2t	1980	16	423	248	3287	58.6	13	12	87t	81.7
2t	1995	16	605	362	4510	59.8	33	12	91t	92.9

Passing Interceptions (Most)

Rk	Year	G	Att	Cmp	Yds	Pct	TD	Int	Lg	Rtg
1	1943	10	248	93	1290	37.5	11	37	72	30.2
2	1945	10	238	87	1544	36.6	15	36	63t	41.0
3	1947	12	348	167	2446	48.0	23	34	79t	53.8
4t	1942	11	222	73	895	32.9	1	33	51	8.2
4t	1946	11	286	119	1674	41.6	11	33	88t	34.4

Sacks Allowed, Least (Since 1960)

Rk	Year	G	Att	Cmp	Yds	Pct	TD	Sk	SkY	Rtg
1	2003	16	588	319	2988	54.3	17	11	64	61.1
2	2002	16	577	277	3168	48.0	19	20	174	57.9
3	1967	14	351	160	1826	45.6	14	24	195	52.5
4	1991	16	459	252	2874	54.9	16	26	116	70.0
5t	1965	14	374	170	2083	45.5	14	28	249	46.7
5t	1972	14	305	155	2283	50.8	19	26	149	71.8



THE RECORDS SECTION

Detroitlions.com
Media.Detroitlions.com

5t 1987	15	509	275	3150	54.0	16	26	194	62.1
5t 1994	16	459	250	3085	54.5	24	26	163	80.2

Sacks Allowed (Most - Since 1960)

Rk	Year	G	Att	Cmp	Yds	Pct	TD	Sk	SkY	Rtg
1	1976	14	356	201	2630	56.5	20	67	490	84.6
2	2001	16	609	343	3969	56.3	18	66	373	69.6
3	1999	16	558	326	4074	58.4	22	64	388	83.9
4	2006	16	596	372	4208	62.4	21	63	388	79.9
5	1984	16	531	298	3787	56.1	19	61	486	73.2

Passing Rating

Rk	Year	G	Att	Cmp	Yds	Pct	TD	Int	Lg	Rtg
1	2011	16	666	423	4814	63.5	41	16	73t	97.2
2	1995	16	605	362	4074	59.8	33	12	91t	92.9
3	1976	14	356	201	2630	56.5	20	12	74t	84.6
4	1970	14	367	212	2721	58.8	19	12	59	84.0
5	1999	16	558	326	4074	58.4	22	14	77t	83.9

Total Points

Rk	Year	G	TD	Ru	Pa	Int	PR	KR	KR F	FGR	FGB	PB	PAT	FG	S	2pt	Pts
1	2011	16	57	9	41	5	0	0	2	0	0	0	54	24	0	2	474
2	1995	16	50	16	33	0	0	0	1	0	0	0	48	28	1	1	436
3	1981	16	46	26	18	1	0	0	0	0	0	0	46	25	0	0	397
4	1997	16	43	19	19	3	0	0	2	0	0	0	39	26	1	1	379
5	1990	16	46	19	24	1	0	0	2	0	0	0	46	17	0	0	373

Total Touchdowns

Rk	Year	G	TD	Ru	Pa	Int	PR	KR	KR F	FGR	FGB	PB	PAT	FG	S	2pt	Pts
1	2011	16	57	9	41	5	0	0	2	0	0	0	54	24	0	2	474
2	1995	16	50	16	33	0	0	0	1	0	0	0	48	28	1	1	436
3t	1981	16	46	26	18	1	0	0	0	0	0	0	46	25	0	0	397
3t	1990	16	46	19	24	1	0	0	2	0	0	0	46	17	0	0	373
5	1951	12	41	11	29	0	4	0	0	0	0	0	43	9	1	0	336

Total Yards

Rk	Year	G	Ply	Yds	Yds/G	Rush	Pass
1	2012	16	1160	6540	408.8	1613	4927
2	2011	16	1058	6337	396.1	1523	4814
3	1995	16	1024	6113	382.1	1753	4360
4	1981	16	1076	5933	370.8	2795	3138
5	1997	16	1028	5798	362.4	2464	3334

Offensive Plays (Since 1941)

Rk	Year	G	Ply	Yds	Yds/G	Rush	Pass
1	2012	16	1160	6540	408.8	1613	4927
2	1981	16	1076	5933	370.8	2795	3138
3	2010	16	1064	5463	339.6	1613	3850
4	2011	16	1058	6337	396.1	1523	4814
5	1980	16	1040	5540	346.3	2599	2941

First Downs, Total (Since 1950)

Rk	Year	G	FD	Rush	Pass	Pen
1	2012	16	182	84	272	26
2t	1995	16	349	91	230	28
3t	2011	16	349	71	244	34
4	1981	16	340	167	150	23
5	1996	16	317	105	180	32

First Downs, Rushing (Since 1950)

Rk	Year	G	FD	Rush	Pass	Pen
1	1981	16	340	167	150	23
2	1980	16	308	143	143	22
3	1983	16	315	136	156	23
4	1971	14	269	131	104	34
5	1976	14	259	123	120	16

First Downs, Passing (Since 1950)

Rk	Year	G	FD	Rush	Pass	Pen
1	2012	16	382	84	272	26
2	2011	16	349	71	244	34
3	1995	16	349	91	230	28
4	2006	16	290	53	208	29
5	2007	16	303	73	203	27

First Downs, Penalty (Since 1950)

Rk	Year	G	FD	Rush	Pass	Pen
1	2005	16	258	69	123	58
2t	1971	14	269	131	104	34
2t	2011	16	349	71	244	34
3	1987	15	270	81	156	33
4	1996	16	317	105	180	32

Points (Defense, Least)

Rk	Year	G	TD	Ru	Pa	Ret	PAT	FG	S	2pt	Pts
1	1934	13	-	2	5	-	-	-	-	-	59
2	1936	12	11	3	6	2	9	7	0	0	102
3	1937	11	-	8	4	-	-	-	-	-	105
4	1938	11	-	6	9	-	-	-	-	-	108
5	1935	12	13	3	8	2	9	7	1	0	111

Total Yards (Defense, Least)

Rk	Year	G	Ply	Yds	Yds/G	Rush	Pass
1	1934	13	627	1909	146.8	1231	678
2	1935	12	624	1970	164.2	1039	931
3	1937	11	552	2133	193.9	1329	804
4	1938	11	543	2186	198.7	1081	1105
5	1940	11	558	2357	214.3	1323	1034

Offensive Plays (Defense, Least)

Rk	Year	G	Ply	Yds	Yds/G	Rush	Pass
1	1938	11	543	2186	198.7	1081	1105

2	1937	11	552	2133	193.9	1329	804
3	1940	11	558	2357	214.3	1323	1034
4	1945	10	583	2527	252.7	912	1615
5	1982	9	591	2722	302.4	854	1868

First Downs (Defense, Least - Since 1950)

Rk	Year	G	FD	Rush	Pass	Pen
1	1982	9	162	54	96	12
2	1962	14	180	62	105	13
3	1956	12	181	81	84	16
4	1969	14	182	84	101	17
5	1970	14	186	61	112	13

Interceptions

Rk	Year	G	Int	Yds	Avg	TD
1	1953	12	38	663	17.4	2
2	1934	13	33	663	17.5	2
3t	1949	12	32	656	20.5	2
3t	1952	12	32	477	14.9	2
5	1950	12	31	480	15.5	3

Interception Yards (Since 1940)

Rk	Year	G	Int	Yds	Avg	TD
1	1953	12	38	663	17.4	2
2	1949	12	32	656	20.5	2
3	1973	14	32	522	23.7	1
4	1950	12	31	480	15.5	3
5	1952	12	32	477	14.9	2

Sacks (Since 1963)

Rk	Year	G	Att	Cmp	Yds	Pct	TD	Int	Sk	SkY	Sk/PP	Rtg
1	1978	16	350	191	2299	54.6	19	22	55	482	13.58	72.6
2t	1964	14	406	226	2424	55.7	14	22	50	482	10.96	67.2
2t	1999	16	574	359	3760	62.2	21	16	50	340	8.01	84.5
4	1965	14	344	190	2097	55.2	21	26	49	411	12.47	67.3
5t	1981	16	475	261	3223	54.9	22	24	47	373	9.00	73.8
5t	1988	16	513	337	3279	65.7	17	15	47	393	8.39	85.5

Sack Yards (Since 1963)

Rk	Year	G	Att	Cmp	Yds	Pct	TD	Int	Sk	SkY	Sk/PP	Rtg
1	1964	14	406	226	2424	55.7	14	22	50	482	10.96	67.2
2	1978	16	350	191	2299	54.6	19	22	55	482	13.58	72.6
3	1965	14	344	190	2097	55.2	21	26	49	411	12.47	67.3
4	1963	14	378	183	2197	48.4	17	24	45	400	10.64	59.6
5	1988	16	513	337	3279	65.7	17	15	47	393	8.39	85.5

Penalties (Since 1950, Most)

Rk	Year	G	Pen	PenY
1	1984	16	138	1165
2	2010	16	136	1018
3	1995	16	134	1032
4	2011	16	128	1075
5	1978	16	125	1003

Penalty Yards (Since 1950, Most)

Rk	Year	G	Pen	PenY
1	1984	16	138	1165
2	2001	16	116	1081
3	2011	16	128	1075
4	1995	16	134	1032
5	1998	16	121	1019

Penalties (Since 1950, Least)

Rk	Year	G	Pen	PenY
1	1972	14	48	417
2	1955	12	51	526
3t	1953	12	52	427
3t	1958	12	52	513
5t	1970	14	58	659
5t	1982	9	58	548

Penalty Yards (Since 1950, Least)

Rk	Year	G	Pen	PenY
1	1972	14	48	417
2	1953	12	52	427
3	1959	12	65	496
4	1958	12	52	513
5	1955	12	51	526

SINGLE GAME

Rushing Attempts

Rk	Opp	Att	Date
1	at Pit	57	11/9/52
2	at Atl	57	10/3/71
3t	at GB	56	10/6/57
3t	GB	56	10/28/73
5t	at GB	54	11/20/83
5t	at GB	54	10/12/86

Rushing Yards

Rk	Opp	Yds	Date
1	Pit	426	11/4/34
2	NYJ	377	11/2



THE RECORDS SECTION

Detroitlions.com
Media.Detroitlions.com

Rushing Touchdowns

Rk	Opp	TD	Date
1t	Cnr	5	10/28/34
1t	LAN	5	10/30/60
1t	LAN	9	9/7/80
4t	BRD	4	10/22/34
4t	PIP	4	11/4/34
4t	Phi	4	9/20/35
4t	CHC	4	10/5/40
4t	NYK	4	11/23/50
4t	LAN	4	10/29/61
4t	SF	4	10/29/67
4t	Chi	4	10/1/72
4t	Atl	4	10/1/73
4t	Chi	4	10/30/83
4t	Min	4	11/24/91
4t	Chi	4	11/27/97
4t	Cin	4	9/13/98
4t	Bal	4	10/9/05
4t	Jac	4	11/4/12

Passing Completions

Rk	Opp	Cmp	Date
1	at Ten	43	9/23/12
2	Atl	37	12/22/12
3t	at Arz	36	11/18/01
3t	at GB	36	1/1/12
5	Min	35	9/16/07
6t	GB	34	10/4/10
6t	SEA	34	10/28/12

Passing Yards (Net)

Rk	Opp	Yds	Date
1	at GB	502	11/1/12
2	Atl	443	12/22/12
3	at Ten	442	9/23/12
4	Arz	429	11/18/01
5	Hou	419	11/22/12
6	Cle	416	11/22/09

Points

Rk	Opp	Pts	PA	Date
1	Cle	59	14	12/29/57*
2	Chi	55	20	11/27/97
3	GB	52	35	11/22/51
4	at GB	52	17	10/26/52
5t	Car	49	35	11/20/11
5t	NYJ	49	14	11/23/50

Total Touchdowns

Rk	Opp	TDH	Date
1t	NYJ	7	11/23/50
1t	GB	7	11/22/51
1t	at GB	7	10/26/52
1t	Chi	7	11/27/97
1t	Car	7	11/20/11
6t	Min	6	12/9/78
6t	Pit	6	11/24/83
6t	Arz	6	9/7/03
6t	KC	6	9/18/11
6t	at Den	6	10/30/11

Total Yards

Rk	Opp	Yds	Ru	Pa	Date
1	at Ten	583	141	442	9/23/12
2	NYJ	582	377	205	11/23/50
3	at GB	575	75	502	1/1/12
4	GB	539	186	353	11/22/84
5	at Bal	538	193	345	12/4/50

Offensive Plays

Rk	Opp	Ply	Ru	Pa	Date
1t	at GB	92	54	38	11/23/50*
1t	at Ten	92	36	55	9/23/12
3	at ChiB	91	47	44	11/22/53
4	Hou	87	23	64	
4	Phi	86	38	48	11/4/84*
5	at Arz	85	23	62	11/18/01

First Downs

Rk	Opp	FD	Ru	Pa	Pn	Date
1	at Ten	36	11	23	2	9/23/12
2	GB	33	18	15	0	11/22/84
3	at GB	32	2	27	3	1/1/12
4t	Was	30	17	11	2	9/30/51
4t	at Arz	30	4	22	4	11/18/01

First Downs, Rushing

Rk	Opp	FD	Date
1t	Was	18	9/30/51
1t	at LARm	18	9/7/80
1t	GB	18	11/22/84

Most First Downs, Passing

Rk	Opp	FD	Date
1	at GB	27	1/1/12
2	at Ten	23	9/23/12
3	at Arz	22	11/18/01
4t	Min	21	9/16/07
4t	Hou	21	11/22/12
4t	Atl	21	12/22/12

First Downs, Penalty

Rk	Opp	FD	Date
1	Bal	8	10/9/05
2t	at SF	6	10/23/77
2t	Dal	6	11/6/87
2t	NVJ	6	11/7/10
5	MR vs. Min	5	9/21/03

First Downs, Combined Both Teams

Rk	Opp	FD	Det	Opp	Date
1	at GB	59	32	27	1/1/12
2	at Ten	57	36	21	9/23/12
3	Hou	55	29	26	11/22/12
4	at SF	54	25	29	12/14/98

Total Yards (Defense)

Rk	Opp	Yds	Ru	Pa	Date
1	at ChiC	14			9/15/40
2	at Chi	24	44	-20	11/22/81
3	Min	60	18	42	11/24/88
4	SF	61	71	-10	10/6/63
5	at GB	63	60	3	10/28/73

Total Yards Allowed (Defense)

Rk	Opp	Yds	Ru	Pa	Date
1	Was	676	194	482	11/4/90*
2	KC	566	310	256	10/14/90
3	SF	565	172	393	12/19/93
4t	Dal	554	102	452	9/15/85
4t	at Phi	554	173	381	9/23/07

Rushing Yards (Defense)

Rk	Opp	Yds	Date
1	at Pit	-3	11/9/52
2	at Ind	4	9/22/91
3	Atl	21	9/5/93
4	at LA	22	11/4/62
5	Pit	25	12/9/56

Passing Yards (Defense)

Rk	Opp	Yds	Date
1	at TB	-31	9/9/78
2	at Chi	-20	11/22/81
3	SF	-10	10/6/63
4	at GB	-2	11/7/65
5	at GB	0	11/7/71

Sacks

Rk	Opp	Sk	SkY	Game
1t	GB	11	102	11/22/62
1t	at GB	11	109	11/7/65
1t	at Phi	11	69	11/16/86
4	at Atl	10	66	12/8/68
5	at GB	9	69	12/12/82

Sack Yards

Rk	Opp	Yds	Date
1	at GB	11	109 11/7/65
2	GB	11	102 11/22/62
3	at Min	9	96 10/11/64
4	at TB	7	94 9/9/78
5	at NYG	8	88 12/10/67

Fumbles

Rk	Opp	Fum	Date
1	Min	10	12/17/67
2t	ChiC	8	9/15/40
2t	at GB	8	12/6/92
4t	at Min	7	11/9/80
4t	at Cin	7	12/11/83

Fumbles Lost

Rk	Opp	No.	Date
1	at Min	6	11/24/63
2t	MR vs. Min	5	12/17/67

Passing Interceptions

Rk	Opp	Int	Date
1	GB	9	10/24/43
2t	Cle	7	9/23/01
2t	ChiB	7	11/22/42
2t	at Cle	7	11/26/44
2t	Den	7	10/7/84
6	ChiB	6	9/26/54

Total Turnovers

Rk	Opp	No(Int/Fum)	Date
1	ChiB	12	11/22/42
2t	GB	10 (9/1)	10/24/43
2t	Den	10 (7/3)	10/7/84

Total Takeaways

Rk	Opp	TA	Int	Fum	Date
1	Min	10	5	5	12/9/62
2t	Was	9	6	2	10/3/65
2t	at Sea	8	6	2	10/24/76
4	SF	7	3	4	10/8/78

Fumbles Recovered

Rk	Opp	FR	Date
1t	Cle	6	9/23/40
1t	GB	6	11/27/52



OPPONENTS RECORDS

INDIVIDUAL RECORDS

Rushing Attempts

Rk	Player	Att	Opp	Date
1	Cedric Benson	36	at Cin	12/6/09
2	Clinton Portis	34	Was	11/7/04
3t	Steve Van Buren	33	Phi	10/3/49
3t	Chuck Foreman	33	Min	12/17/77
3t	Lamar Smith	33	Sea	11/17/96

Rushing Yards

Rk	Player	Yds	Opp	Date
1	O.J. Simpson	273	Buf	11/25/76
2	Barry Word	200	at KC	10/14/90
3	Eric Dickerson	199	at LARm	10/2/83
4	Garrison Hearst	198	at SF	12/14/98
5	Rick Casares	190	at Chi	12/16/56

Rushing Touchdowns

Rk	Player	TD	Opp	Date
1t	John Roland	3	at StL	10/1/67
1t	Clinton Jones	3	at Min	11/15/70
1t	Ed Podolak	3	KC	11/25/71
1t	Kevin Long	3	at NYJ	9/16/79
1t	Eric Dickerson	3	at LARm	10/2/83
1t	Vince Evans	3	at Was	11/11/84
1t	George Wonsley	3	at TB	11/10/91
1t	Reggie Cobb	3	at Was	10/13/85
1t	John Riggins	3	at Mia	12/25/94
1t	Bernie Parmalee	3	Atl	10/6/96
1t	Jamal Anderson	3	at KC	12/14/03
1t	Priest Holmes	3	at KC	11/1/06
1t	Jerome Bettis	3	at Pit	12/3/06
1t	Corey Dillon	3	Min	12/10/06
1t	Artose Pinner	3	Jax	11/9/08
1t	Maurice Jones-Drew	3	Phi	9/19/10
1t	LeSean McCoy	3	at Ari	12/16/12
1t	Chris Wells	3		

Longest Rush

Rk	Player	Yds	Opp	Date
1	Corey Dillon	96t	Cin	10/28/01
2	Ahman Green	83t	at GB	9/9/01
3t	Elmer Angman	82t	at ChiC	10/23/49
3t	Tom Wilson	82t	LARm	10/12/58
5t	Adrian Peterson	80t	at Min	9/26/10

Passing Attempts

Rk	Player	Att	Opp	Date
1	Chris Miller	66	at Atl	12/24/89
2t	Don Majkowski	60	GB	11/12/89
3t	Brad Johnson	54	at TB	12/9/01
3t	Andrew Luck	54	Ind	12/2/12
4	Philip Rivers	53	SD	12/24/11

Passing Completions

Rk	Player	Cmp	Opp	Date
1t	Matt Hasselbeck	39	at Sea	11/8/09
2t	Chris Miller	37	at Atl	12/24/89
2t	Jeff Garcia	37	TB	10/21/07
4	Tony Romo	35	Dal	12/9/07
5t	Don Majkowski	34	GB	11/12/89
5t	Brian Griese	34	Chi	9/30/07

Passing Yards

Rk	Player	Yds	Opp	Date
1	Matt Flynn	480	at GB	1/1/12
2	Daunte Culpepper	404	Min	12/19/04
3	Sonny Jurgensen	403	Phi	12/17/61
4	Boomer Esiason	399	at Cin	11/19/89
5	Warren Moon	398	Hou	10/5/86

Passing Touchdowns

Rk	Player	TD	Opp	Date
1t	Peyton Manning	6	Ind	11/25/04
1t	Drew Brees	6	at NO	9/13/09
1t	Matt Flynn	6	at GB	1/1/12
4t	Norm Van Brocklin	5	at LARm	10/29/50
4t	Dave Krieg	5	at Sea	12/2/84

Longest Pass

Rk	Player	Yds	Opp	Date	Receiver
1	Bill Wade	98t	Chi	10/8/61	John Farrington

Receptions

Rk	Player	Rec	Opp	Date
1t	Steve Largent	15	Sea	10/18/87
1t	Jason Witten	15	Dal	12/9/07
3t	Ralph Heywood	14	NYB	12/4/49
3t	Andre Rison	14	Atl	9/4/94
5t	Art Monk	13	Was	11/4/90
5t	Earnest Graham	13	TB	10/21/07

Receiving Yards

Rk	Player	Yds	Opp	Date
1	Jim Benton	303	Cle	11/22/45
2	Steve Largent	261	Sea	10/18/87
3	Kevin Curtis	221	at Phi	9/23/07
4	Anquan Boldin	217	Arz	9/7/03
5	Sammy White	210	at Min	11/7/76

Receiving Touchdowns

Rk	Player	TD	Opp	Date
1t	Don Hutson	4	at GB	10/7/45
1t	Paul Warfield	4	at Mia	12/15/73
3t	MR. Jordy Nelson	3	at GB	1/1/12

Interceptions

Rk	Player	Int	Opp	Date
1t	Sammy Baugh	4	at Was	11/14/43
1t	Bobby Dillon	4	GB	11/26/53
3t	MR. Brian Williams	3	at Min	11/23/03

Points

Rk	Player	Pts	Opp	Date
1	Don Hutson	31	at GB	10/7/45
2	Paul Warfield	24	at Mia	12/15/73
3t	MR. Jordy Nelson	3	at GB	1/1/12

Punts

Rk	Player	Pnt	Opp	Date
1	Carl Kinscherf	14	NYG	11/7/43
2	Beryl Clark	12	at ChiC	9/15/40
3	Bob Parsons	11	at Chi	11/22/81

Punt Returns

Rk	Player	PR	Opp	Date
1t	Cleotha Montgomery	9	LARd	12/10/84
1t	Steve Smith	9	at Car	9/15/02
3t	Joe Arenas	8	SF	10/16/55
3t	Hugh McElhenny	8	at SF	11/2/58
3t	Leon Johnson	8	SD	12/7/03

Kickoff Returns

Rk	Player	KR	Opp	Date
1	Qadry Ismail	8	Min	11/23/95
2t	Abe Woodson	7	SF	9/23/62
2t	Vic Washington	7	SF	11/4/73
2t	Robert Smith	7	Min	12/17/94
2t	Tyrone Hughes	7	at Chi	9/14/97
2t	Chris Carr	7	at Oak	9/9/07
2t	Devin Hester	7	Chi	9/30/07
2t	Jordy Nelson	7	at GB	10/3/10

Sacks

Rk	Player	Sk	Opp	Date
1t	Rickey Jackson	4	NO	9/18/88
1t	Wayne Martin	4	at NO	9/21/97
1t	Marcus Jones	4	at TB	10/19/00
1t	Kevin Williams	4	at Min	10/12/08

Field Goals

Rk	Player	FG	Opp	Date
1t	Bob Waterfield	5	at LARm	12/9/51
1t	Roger LeClerc	5	at Chi	12/3/61
1t	Jani Stenerud	5	Min	9/23/84
1t	Gary Anderson	5	at Min	9/20/98
1t	Jay Feely	5	at Atl	12/22/02

50+-Yard Field Goals

Rk	Player	FG	Opp	Date
1t	Jani Stenerud	2	Min	9/23/84
1t	Paul McFadden	2	Phi	11/4/84
1t	Paul Edinger	2	Chi	12/24/00
1t	Martin Gramatica	2	at TB	10/19/00

Longest Field Goal

Rk	Player	Yds	Opp	Date
1	Tom Dempsey	63+	at NO	11/8/70

Fumbles Recovered

Rk	Player	FR	Opp	Date
1	Corwin Clatt	3	ChiC	11/6/49



THE RECORDS SECTION

Detroitlions.com
Media.Detroitlions.com

TEAM RECORDS

Rushing Attempts

Rk	Team	Att	Date
1t	at Pit	60	9/16/73
1t	Chi	60	11/5/50
3	SF	56	10/25/53
4t	MR: at Chi	55	11/10/85

Most Rushing Yards

Rk	Team	Yds	Date
1	at GB	366	10/26/47
2	at SF	328	12/14/98
3	Chi	324	11/5/50
4	at Atl	318	9/7/08
5	Bal	316	10/19/58

Rushing Touchdowns

Rk	Team	TD	Date
1	at Chi	7	10/19/41
2	SF	6	10/1/61

Passing Attempts

Rk	Team	Att	Date
1	at Atl	66	12/24/89
2	Was	63	11/4/90
3	Dal	62	9/15/85
4	GB	60	11/12/89
5t	TB	54	12/9/01
5t	IND	54	12/2/12

Passing Completions

Rk	Team	Cmp	Date
1	Was	43	11/4/90
2t	Sea	40	11/8/09
2t	Dal	40	9/15/85
4t	at Atl	37	12/24/89
4t	TB	37	10/21/07

Passing Yards

Rk	Team	Yds	Date
1	at GB	550	1/1/12
2	Was	482	11/4/90
3	Dal	452	9/15/85
4	at Cin	447	11/19/89
5	at ChiC	430	9/28/47

Passing Touchdowns

Rk	Team	TD	Date
1t	at NO	6	9/13/09
1t	at GB	6	10/7/45
1t	at LARm	6	10/29/50
1t	Ind	6	11/25/04
1t	at GB	6	1/1/12
6t	at Bal	5	10/16/66
6t	at Sea	5	12/2/84

Interceptions

Rk	Team	Int	Date
1	GB	9	10/24/43
2t	Chi	7	11/22/42
2t	at Cle	7	9/23/01
2t	at Cle	7	11/26/44
2t	Den	7	10/7/84
6	Bal	6	12/3/50

Points

Rk	Team	Pts	Date
1	at LARm	65	10/29/50
2	at Dal	59	9/15/68
3	at GB^	57	10/7/45
4t	at ChiC	56	11/7/48
4t	at Phi	56	9/23/06
^ at Milwaukee			

Total Touchdowns

Rk	Team	TD	Date
1	at LARm	9	10/29/50

Punts

Rk	Team	Punts	Date
1	at ChiC	16	9/15/40
2	at Chi	11	11/22/81

Sacks

Rk	Team	Sk	Date
1t	Chi	12	12/16/84
1t	at Chi	12	12/20/64
3	Dal	11	10/6/75
4	at Phi	10	9/23/07
5t	MR: Mia	8	11/23/06

Total Yards (Offense)

Rk	Team	Yds	Date
1	Was	676	11/4/90
2	at KC	566	10/14/90
3	SF	565	12/19/93
4t	Dal	554	9/14/86
4t	at Phi	554	9/23/07

Total Yards (Defense)

Rk	Team	Yds	Date
1	at ChiC	16	10/17/43
2	Min	60	11/24/88

Rushing Yards (Defense)

Rk	Team	Yds	Date
1	at ChiC	-53	10/17/43
2	at ChiC	-10	9/15/40
3	GB	17	10/25/87
4	Min	18	11/24/88

Passing Yards (Defense)

Rk	Team	Yds	Date
1	Min	0	10/10/37
2	at Min	21	11/6/88
3	at Chi	38	11/10/85
4	Min	39	9/22/74
5	Min	42	11/24/88

Turnovers (Takeaways)

Rk	Team	TA	Date
1	Chi	12*	11/22/42

Total 1st Downs (Defense)

Rk	Team	FD	Date
1	Phi	0	9/20/35



POSTSEASON HISTORY

POSTSEASON SUMMARIES

Overall Record: 7-11
Home: 5-1
Away: 2-10

1935 NFL CHAMPIONSHIP GAME

UNIVERSITY OF DETROIT STADIUM; DECEMBER 15, 1935
ATTENDANCE: 15,000

	10	20	30	40	OT	Final
New York Giants	0	7	0	0		7
Detroit Lions	13	0	0	13		26

1952 NFL PLAYOFF GAME

BRIGGS (TIGER) STADIUM; DECEMBER 21, 1952
ATTENDANCE: 47,645

	10	20	30	40	OT	Final
Los Angeles Rams	0	7	0	14		21
Detroit Lions	7	7	10	7		31

1952 NFL CHAMPIONSHIP GAME

MUNICIPAL STADIUM; DECEMBER 28, 1952
ATTENDANCE: 50,934

	10	20	30	40	OT	Final
Detroit Lions	0	7	7	3		17
Cleveland Browns	0	0	7	0		7

1953 NFL CHAMPIONSHIP GAME

BRIGGS (TIGER) STADIUM; DECEMBER 27, 1953
ATTENDANCE: 54,577

	10	20	30	40	OT	Final
Cleveland Browns	0	3	7	6		16
Detroit Lions	7	3	0	7		17

1954 NFL CHAMPIONSHIP GAME

MUNICIPAL STADIUM; DECEMBER 26, 1954
ATTENDANCE: 43,827

	10	20	30	40	OT	Final
Detroit Lions	3	7	0	0		10
Cleveland Browns	14	21	14	7		56

1957 NFL PLAYOFF GAME

KEZAR STADIUM; DECEMBER 22, 1957
ATTENDANCE: 60,118

	10	20	30	40	OT	Final
Detroit Lions	0	7	14	10		31
San Francisco 49ers	14	10	3	0		27

1957 NFL CHAMPIONSHIP GAME

BRIGGS (TIGER) STADIUM; DECEMBER 29, 1957
ATTENDANCE: 55,263

	10	20	30	40	OT	Final
Cleveland Browns	0	7	7	0		14
Detroit Lions	17	14	14	14		59

1970 NFC DIVISIONAL PLAYOFF GAME

COTTON BOWL; DECEMBER 26, 1970
ATTENDANCE: 73,167

	10	20	30	40	OT	Final
Detroit Lions	0	0	0	0		0
Dallas Cowboys	3	0	0	2		5

1982 NFC FIRST-ROUND PLAYOFF GAME

RFK STADIUM; JANUARY 8, 1983
ATTENDANCE: 55,045

	10	20	30	40	OT	Final
Detroit Lions	0	0	7	0		7
Washington Redskins	10	14	7	0		31

1983 NFC DIVISIONAL PLAYOFF GAME

CANDLESTICK PARK; DECEMBER 31, 1983
ATTENDANCE: 60,970

	10	20	30	40	OT	Final
Detroit Lions	3	6	0	14		23
San Francisco 49ers	7	7	3	7		24

1991 NFC DIVISIONAL PLAYOFF GAME

PONTIAC SILVERDOME; JANUARY 5, 1992
ATTENDANCE: 78,290

	10	20	30	40	OT	Final
Dallas Cowboys	3	3	0	0		6
Detroit Lions	7	10	14	7		38

1991 NFC CHAMPIONSHIP GAME

RFK STADIUM; JANUARY 12, 1992
ATTENDANCE: 55,585

	10	20	30	40	OT	Final
Detroit Lions	0	10	0	0		10
Washington Redskins	10	7	10	14		41

1993 NFC FIRST-ROUND PLAYOFF GAME

PONTIAC SILVERDOME; JANUARY 8, 1994
ATTENDANCE: 68,479

	10	20	30	40	OT	Final
Green Bay Packers	0	7	14	7		28
Detroit Lions	3	7	7	7		24

1994 NFC FIRST-ROUND PLAYOFF GAME

LAMBEAU FIELD; DECEMBER 31, 1994
ATTENDANCE: 58,125

	10	20	30	40	OT	Final
Detroit Lions	0	0	3	9		12
Green Bay Packers	7	3	3	3		16

1995 NFC FIRST-ROUND PLAYOFF GAME

VETERANS STADIUM; DECEMBER 30, 1995
ATTENDANCE: 66,492

	10	20	30	40	OT	Final
Detroit Lions	7	0	14	16		37
Philadelphia Eagles	7	31	13	7		58

1997 NFC FIRST-ROUND PLAYOFF GAME

HOULIHAN'S STADIUM; DECEMBER 28, 1997
ATTENDANCE: 73,361

	10	20	30	40	OT	Final
Detroit Lions	0	0	3	7		10
Tampa Bay Buccaneers	3	10	7	0		20

1999 NFC FIRST-ROUND PLAYOFF GAME

FEDEX FIELD; JANUARY 8, 2000
ATTENDANCE: 79,411

	10	20	30	40	OT	Final
Detroit Lions	0	0	0	13		13
Washington Redskins	14	13	0	0		27

2011 NFC WILD CARD PLAYOFF GAME

MERCEDES-BENZ SUPERDOME; JANUARY 7, 2012
ATTENDANCE: 73,038

	10	20	30	40	OT	Final
Detroit Lions	7	7	7	7		28
New Orleans Saints	0	10	14	21		45



POSTSEASON SINGLE-GAME RECORDS

Rushing Attempts

Rk	Player	Att	Opp	Date
1	Barry Sanders	27	GB	1/8/94
2	Billy Sims	20	at SF	12/31/83
3	Barry Sanders	18	TB	12/28/97
4	Bob Hoernshemeyer	17	Cle	12/27/53
5	Barry Sanders	13	at GB	12/31/97

Rushing Yards Gained

Rk	Player	Yds	Opp	Date
1	Barry Sanders	169	GB	1/8/94
2	Billy Sims	114	at SF	12/31/83
3	Doak Walker	97	at Cle	12/28/52
4	Thomas Tracy	86	at SF	12/22/57
5	Barry Sanders	69	Dal	1/5/92

Rushing Touchdowns

Rk	Player	TD	Opp	Date
1t	Pat Harder	2	LARm	12/21/52
1t	Thomas Tracy	2	at SF	12/22/57
1t	Billy Sims	2	SF	12/31/83

Longest Rush

Rk	Player	Yds	Opp	Date
1	Doak Walker	67t	at Cle	12/28/52
2	Thomas Tracy	58t	at SF	12/22/57
3	Billy Sims	56	at SF	12/31/83
4	Barry Sanders	47t	Dal	1/5/92
5	Barry Sanders	44	GB	1/8/94

Passing Attempts

Rk	Player	Att	Opp	Date
1	Gus Frerotte	46	at Was	1/8/00
2	Matthew Stafford	42	at NO	1/7/12
3	Bobby Layne	43	at Cle	12/26/54
4t	Erik Kramer	38	Dal	1/5/92
4t	Gary Danielson	38	at SF	12/31/83
4t	Erik Hipple	38	at Was	1/8/83

Passing Completions

Rk	Player	Cmp	Opp	Date
1	Erik Kramer	28	Dal	1/5/92
2	Matthew Stafford	28	at NO	1/7/12
3	Gary Danielson	24	at SF	12/31/83
4t	Erik Hipple	22	at Was	1/8/83
4t	Erik Kramer	22	GB	1/8/94

Passing Yards

Rk	Player	Yds	Opp	Date
1	Matthew Stafford	380	at NO	1/7/12
2	Erik Kramer	341	Dal	1/5/92
3	Erik Hipple	298	at Was	1/8/83
4	Tobin Rote	280	Cle	12/29/57
5	Gus Frerotte	251	at Was	1/8/00

Passing Touchdowns

Rk	Player	TD	Opp	Date
1	Tobin Rote	4	Cle	12/29/57
2t	Don Majkowski	3	at Phi	12/30/95
2t	Erik Kramer	3	Dal	1/5/92
2t	Matthew Stafford	3	at NO	1/7/12

Passing Interceptions

Rk	Player	Int	Opp	Date
1	Bobby Layne	6	at Cle	12/26/54
2	Gary Danielson	5	at SF	12/31/83
3t	Scott Mitchell	4	at Phi	12/30/95
3t	Bobby Layne	4	at Cle	12/28/52
5t	Gus Frerotte	2	at Was	1/8/00
5t	Don Majkowski	2	at Phi	12/30/95
5t	Erik Kramer	2	GB	1/8/94
5t	Erik Hipple	2	at Was	1/8/83
5t	Bobby Layne	2	Cle	12/27/53
5t	Matthew Stafford	2	at NO	1/7/12

Longest Pass

Rk	Player	Yds	Opp	Date	Receiver
1	Tobin Rote	78t	Cle	12/29/57	Jim Doran
2	Don Majkowski	68t	at Phi	12/30/95	Herman Moore
3t	Gus Frerotte	58	at Was	1/8/00	Herman Moore
3t	Bobby Layne	51	LARm	12/21/52	Doak Walker
5	Erik Hipple	48	at Was	1/8/83	Leonard Thompson
6	Dave Krieg	46	at GB	12/31/94	Brett Perriman

Receptions

Rk	Player	Rec	Opp	Date
1	Calvin Johnson	12	at NO	1/7/12
2	Brett Perriman	10	GB	1/8/94
3t	Steve Junker	8	at SF	12/22/57
3t	Willie Green	8	at Dal	1/5/92
3t	Johnnie Morton	7	at Phi	12/28/97
5t	Herman Moore	7	at Phi	12/30/95
5t	Aubrey Matthews	7	at Phi	12/30/95
5t	Leonard Thompson	7	at Was	1/8/83

Receiving Yards

Rk	Player	Yds	Opp	Date
1	Calvin Johnson	211	at NO	1/7/12
2t	Brett Perriman	150	GB	1/8/94
2t	Leonard Thompson	150	at Was	1/8/83
4	Herman Moore	133	at Phi	12/30/95
5	Willie Green	115	Dal	1/5/92

Receiving Touchdowns

Rk	Player	TD	Opp	Date
1t	Calvin Johnson	2	at NO	1/7/12
1t	Steve Junker	2	Cle	12/20/57
1t	Willie Green	2	Dal	1/5/92
1t	David Sloan	2	at Phi	12/30/95

Longest Reception

Rk	Player	Yds	Opp	Date	Passer
1	Jim Doran	78t	at Phi	12/29/57	Tobin Rote
2	Herman Moore	68t	Cle	12/30/95	Don Majkowski
3t	Herman Moore	58	at Was	1/8/00	Gus Frerotte
3t	Doak Walker	51	LARm	12/21/52	Bobby Layne
5	Leonard Thompson	48	at Was	1/8/83	Eric Hipple
6	Brett Perriman	46	at GB	12/31/94	Dave Krieg

Interceptions

Rk	Player	Int	Opp	Date
1t	16 times, MR			
1t	Stephen Boyd	1	at Was	1/8/00
1t	Corwin Brown	1	at Was	1/8/00

Longest Interception

Rk	Player	Yds	Opp	Date
1	Melvin Jenkins	41t	Dal	1/5/92
2	Mike Weger	31	at Dal	12/26/70
3	Bobby Watkins	24	at SF	12/31/83
4	Joe Schmidt	16	at SF	12/22/57
5	Melvin Jenkins	15t	GB	1/8/94

Points

Rk	Player	Pts	Opp	Date
1	Pat Harder	19	LARm	12/21/52
2t	Thomas Tracy	12	at SF	12/22/57
2t	Steve Junker	12	Cle	12/29/57
2t	Billy Sims	12	at SF	12/31/83
2t	Willie Green	12	Dal	1/5/92
2t	David Sloan	12	at Phi	12/30/95
2t	Clavin Johnson	12	at NO	1/7/12
8t	Eddie Murray	11	at SF	12/31/83
8t	James Martin	11	Cle	12/28/57
8t	Doak Walker	11	Cle	12/27/53

Total Touchdowns

Rk	Player	TD	Opp	Date
1t	Pat Harder	2	LARm	12/21/52
1t	Thomas Tracy	2	at SF	12/22/57
1t	Steve Junker	2	Cle	12/29/57
1t	Billy Sims	2	at SF	12/31/83
1t	Willie Green	2	Dal	1/5/92
1t	David Sloan	2	at Phi	12/30/95
1t	Calvin Johnson	2	at NO	1/7/12

Field Goals

Rk	Player	FG	Opp	Date
1	Eddie Murray	3	at SF	12/31/83

Longest Field Goal

Rk	Player	FG	Opp	Date
1	Eddie Murray	54	at SF	12/31/83
2	Jason Hanson	47	GB	1/8/94
3	Pat Harder	43	LARm	12/21/52
4	Jason Hanson	38	at GB	1/31/94

Punts

Rk	Player	Pnt	Opp	Date
1t	Herman Weaver	8	at Dal	12/26/70
1t	Greg Montgomery	8	at GB	12/31/94
3	John Jett	7	at Was	1/8/99
4t	Robert Smith	6	at Cle	12/28/52
4t	Earl Girard	6	at Cle	12/26/54

Punting Yards

Rk	Player	Yds	Opp	Date
1	Herman Weaver	391	at Dal	12/26/70
2	John Jett	298	at Was	1/8/99
3	Greg Montgomery	282	at GB	12/31/94
4	Earl Girard	248	at Cle	12/26/54
5	Robert Smith	245	at Cle	12/28/52

Punting (Gross) Average

Rk	Player	Avg	Opp	Date
1	Herman Weaver	48.8	at Dal	12/26/70
2	Jim Arnold	48.3	GB	1/8/94
3	Jim Arnold	47.0	at Was	1/12/92
4	Jim Arnold	46.2	Dal	1/5/92
5	Robert Smith	43.8	LARm	12/21/52

Longest Punt

Rk	Player	Yds	Opp	Date
1	Yale Lary	73	Cle	12/27/53
2	Herman Weaver	61	at Dal	12/26/70
3	Jim Arnold	58	Dal	1/5/92
4	Mike Black	51	at SF	12/31/83
5t	Jim Arnold	50	GB	1/8/94
5t	Yale Lary	50	at SF	12/22/57

Punt Returns

Rk	Player	PR	Opp	Date
1	Lem Barney	5	at Dal	12/26/70
2	Robbie Martin	3	at SF	12/31/83
3	Mel Gray	3	at Was	1/12/92
4t	Glyn Milburn	2	at Phi	12/28/97



THE RECORDS SECTION

Detroitlions.com
Media.Detroitlions.com

4t	Iheanyi Uwaezuko	2	at Was	1/8/99
4t	Mel Gray	2	Dal	1/5/92
4t	Robbie Martin	2	at Was	1/8/83
4t	Yale Lary	2	at SF	12/22/57

Punt Return Yards

Rk	Player	Yds	Opp	Date
1	Robbie Martin	30	at SF	12/31/83
2	Mel Gray	26	Dal	1/5/92
3	Mel Gray	22	GB	1/8/94
4	Lem Barney	20	at Dal	12/26/70
5	Mel Gray	17	at GB	12/31/94

Longest Punt Return

Rk	Player	Yds	Opp	Date
1	Mel Gray	22	GB	1/8/94
2	Mel Gray	17	at Was	12/31/94
3t	Iheanyi Uwaezuko	13	at Was	1/8/00
3t	Glyn Milburn	13	at Phi	12/28/97
3t	Mel Gray	13	Dal	1/5/92

Kickoff Returns

Rk	Player	KR	Opp	Date
1	Alvin Hall	6	at Was	1/8/83
1	Ron Rivers	6	at Phi	12/30/95
3t	Ty Taltan	5	at Was	1/8/00
3t	Glyn Milburn	5	at Phi	12/28/97
3t	Mel Gray	5	at Was	1/12/92

Kickoff Return Yards

Rk	Player	Yds	Opp	Date
1	Mel Gray	159	at GB	12/31/94
2	Glyn Milburn	140	at Phi	12/28/97
3	Mel Gray	134	at Was	1/12/92
3t	Alvin Hall	123	at Was	1/8/83
5	Ty Taltan	114	at Was	1/8/00

Longest Kickoff Return

Rk	Player	Yds	Opp	Date
1	Mel Gray	69	at GB	12/31/94
1	Mel Gray	55	at Was	1/12/92
3	Glyn Milburn	50	at Phi	12/28/97
4	Ron Rivers	40	at Phi	12/30/95
5	Jack Christiansen	34	LARm	12/21/52

POSTSEASON CAREER RECORDS

Rushing Attempts

Rk	Player	Att	Years
1	Barry Sanders	91	1989-98
2	Bob Hoernschemeyer	37	1950-55
3	Bobby Layne	33	1950-58
4	Billy Sims	26	1980-84
5	Doak Walker	23	1950-55

Rushing Yards

Rk	Player	Yds	Years
1	Barry Sanders	386	1989-98
2	Doak Walker	146	1950-55
3	Bob Hoernschemeyer	123	1950-55
4	Bobby Layne	120	1950-58
5	Billy Sims	114	1980-84

Rushing Touchdowns

Rk	Player	TD	Years
1t	Billy Sims	2	1980-84
1t	Gene Gedman	2	1953-56-58
1t	Thomas Tracy	2	1956-57
1t	Doak Walker	2	1950-55
1t	Pat Harder	2	1951-53

Passing Attempts

Rk	Player	Att	Years
1	Erik Kramer	102	1991-93
2	Bobby Layne	97	1950-58
3	Scott Mitchell	54	1994-98
3	Tobin Rote	49	1957-59
5	Gus Frerotte	46	1999
6	Matthew Stafford	43	2011-

Passing Completions

Rk	Player	Cmp	Years
1	Erik Kramer	72	1991-93
2	Bobby Layne	46	1950-58
3t	Tobin Rote	28	1957-59
3t	Matthew Stafford	28	2011-
5	Gary Danielson	24	1976-84

Passing Yards

Rk	Player	Yds	Years
1	Erik Kramer	838	1991-93
2	Bobby Layne	568	1950-58
3	Tobin Rote	494	1957-59
4	Matthew Stafford	380	2011-
5	Eric Hipple	298	1980-89

Passing Touchdowns

Rk	Player	TD	Years
1t	Tobin Rote	5	1957-59
1t	Erik Kramer	5	1991-93
3t	Don Majkowski	3	1995-96
3t	Matthew Stafford	3	2011-

Passing Interceptions

Rk	Player	Int	Years
1	Bobby Layne	12	1950-58
2t	Scott Mitchell	5	1994-98
2t	Erik Kramer	5	1991-93
3t	Gary Danielson	5	1976-84
5t	Gus Frerotte	2	1999
5t	Don Majkowski	2	1995-96
5t	Eric Hipple	2	1908-89
5t	Matthew Stafford	2	2011-

Receptions

Rk	Player	Yds	Years
1	Herman Moore	27	1991-01
2	Brett Perriman	25	1991-96
3	Barry Sanders	21	1989-98
4	Willie Green	16	1991-93
5t	Leonard Thompson	13	1975-86
5t	Steve Junker	13	1957-59-61

Receiving Yards

Rk	Player	Yds	Years
1	Herman Moore	474	1991-01
2	Brett Perriman	299	1991-96
3	James Doran	247	1951-59
4	Leonard Thompson	224	1975-86
5	Calvin Johnson	211	2011-

Receiving Touchdowns

Rk	Player	TD	Years
1t	Willie Green	3	1991-93
1t	Steve Junker	3	1957-59-61
3t	James Doran	2	1951-59
3t	Brett Perriman	2	1991-96
3t	Herman Moore	2	1991-01
3t	David Sloan	2	1995-01
3t	Calvin Johnson	2	2011-

Interceptions

Rk	Player	Int	Years
1	Joe Schmidt	3	1955-65
2	Melvin Jenkins	2	1991-93

Scoring

Rk	Player	Pts	Years
1	Eddie Murray	24	1980-91
1t	Pat Harder	24	1951-53
3	Jason Hanson	22	1992-
4	Doak Walker	21	1950-55
5t	Willie Green	18	1991-93
5t	Steve Junker	18	1957-59-61

Total Touchdowns

Rk	Player	TD	Years
1t	Willie Green	3	1991-93
1t	Steve Junker	3	1957-59-61

Field Goals

Rk	Player	FG	Years
1	Eddie Murray	5	1980-91
2	Jason Hanson	3	1992-
3t	Doak Walker	2	1950-55
3t	Pat Harder	2	1951-53
3t	James Martin	2	1951-61

Punts

Rk	Player	Pnt	Years
1	Robert Smith	14	1949-54
2t	John Jett	11	1997-
2t	Jim Arnold	11	1986-93
3t	Herman Weaver	8	1970-76
3t	Yale Lary	8	1952-53, 56-64
3t	Greg Montgomery	8	1994

Punting Yards

Rk	Player	Pnt	Years
1	Robert Smith	569	1949-54
2	Jim Arnold	517	1986-93
3t	John Jett	448	1997-
3t	Herman Weaver	391	1970-76
5	Yale Lary	316	1952-53, 56-64

Punting Average

Rk	Player	Avg	Years
1	Herman Weaver	48.8	1970-76
2	Jim Arnold	47.0	1986-93
3	Robert Smith	43.6	1953-54
4	Robert Smith	42.1	1949-54
5	Earl Girard	41.3	1952-56

Punt Returns

Rk	Player	PR	Years
1	Mel Gray	7	1989-94
2	Robbie Martin	6	1981-84
3	Lem Barney	5	1967-77
4	Yale Lary	4	1952-53, 56-64

Punt Return Yards

Rk	Player	Yds	Years
1	Mel Gray	78	1989-94
2	Robbie Martin	43	1981-84
3	Lem Barney	20	1967-77
4	Yale Lary	19	1952-53, 56-64



THE RECORDS SECTION

Detroitlions.com
Media.Detroitlions.com

5	Iheanyị Uwaezueke	13	1999
6	Glyn Milburn	5	1996-97

Kickoff Returns

Rk	Player	KR	Years
1	Mel Gray	15	1989-94
2	Alvin Hall	8	1981-85, 87
3	Ron Rivers	6	1995-99
4t	Ty Talton	5	1999
4t	Glyn Milburn	5	1996-97

Kickoff Return Yards

Rk	Player	Yds	Years
1	Mel Gray	372	1989-94
2	Alvin Hall	168	1981-85, 87
3	Glyn Milburn	140	1996-97
4t	Ty Talton	114	1999
4t	Ron Rivers	108	1995-99
6	Yale Lary	100	1952-53, 56-64

TOP POSTSEASON PERFORMANCES

300 Yards Passing

Date	Opp	Player	Yds	Cmp	Att
1/5/92	Dal	Erik Kramer	341	29	38
1/7/12	at NO	Matthew Stafford	380	28	43

100 Yards Rushing

Date	Opp	Player	Yds	Att
12/31/83	at SF	Billy Sims	114	20
1/8/94	GB	Barry Sanders	169	27

100 Yards Receiving

Date	Opp	Player	Yds	Rec
12/29/1957	Cle	James Doran	101	3
12/29/1957	Cle	Steve Junker	109	2
1/1/1983	at Was	Leonard Thompson	150	7
1/5/1992	Dal	Willie Green	115	8
1/8/1994	GB	Brett Perriman	150	10
12/30/1995	at Phi	Herman Moore	133	7
1/7/2012	at NO	Calvin Johnson	211	12

POSTSEASON TEAM RECORDS

First Downs, Total

Rk	FD	Opp	Date
1	26	at Phi	12/30/95
2	26	GB	1/8/94
3	23	Dal	1/5/92
4t	22	at SF	12/22/57
4t	22	Cle	12/29/57
4t	22	at SF	12/31/83
4t	22	at NO	1/7/12

First Downs, Rushing

Rk	FD	Opp	Date
1t	9	GB	1/8/94
1t	9	at SF	12/31/83
1t	9	Cle	12/29/57

First Downs, Passing

Rk	FD	Opp	Date
1t	20	at Phi	12/3/95
1t	20	at NO	1/7/12
3	19	at Dal	1/5/92
4	14	GB	1/8/94
5	13	at SF	12/22/57

Total Net Yards

Rk	Yds	Opp	Date
1	438	Cle	12/29/57
2	422	at Phi	12/30/95
3	421	Dal	1/5/92
4t	412	at SF	12/31/83
4t	412	at NO	1/7/12

Rushing Yards

Rk	Yds	Opp	Date
1	235	NYG	12/15/35
2	199	at Cle	12/28/52
3	188	at SF	12/31/83
4	175	GB	1/8/94
5	173	LARm	12/21/52

Passing Yards

Rk	Yds	Opp	Date
1	380	at NO	1/7/12
2	350	at Phi	12/30/95
3	337	vs Dal	1/5/92
4	296	vs Cle	12/29/57
5t	269	at Was	1/8/83
5t	232	at Was	1/12/92

Passing Attempts

Rk	Att	Opp	Date
1	52	at Phi	12/30/95
2	46	at Was	1/8/00
3	44	at Cle	12/26/54
4	43	at NO	1/7/12
5	42	at Was	1/12/92

Passing Completions

Rk	Cmp	Opp	Date
1	29	Dal	1/5/92
2	28	at NO	1/7/12
3	27	at Phi	12/30/95
4	25	at Was	1/12/92
5	24	at SF	12/31/83

Total Yards Allowed, Defense

Rk	Yds	Opp	Date
1	194	NYG	12/15/35
2	220	Cle	12/27/53
3	231	at Dal	12/26/70
4	276	Dal	1/5/92
5	291	at SF	12/31/83

Rushing Yards Allowed, Defense

Rk	Yds	Opp	Date
1	81	at GB	12/31/94
2	89	GB	1/8/94
3	97	Dal	1/5/92
4	103	at SF	12/31/83
5	106	NYG	12/15/35

Passing Yards Allowed, Defense

Rk	Yds	Opp	Date
1	22	at Dal	12/26/70
2	38	Cle	12/27/53
3	88	NYG	12/15/35
4	112	Cle	12/29/57
5	148	LARm	12/21/52

Sacks

Rk	Sk	Opp	Date
1t	3	Cle	12/27/53
1t	3	Dal	1/5/92

Fumble Recoveries

Rk	FR	Opp	Date
1	3	NYG	12/15/35
2	2	at Cle	12/26/54
2t	2	Dal	1/5/92
2t	2	at NO	1/7/12

Interceptions

Rk	Int	Opp	Date
1	5	Cle	12/29/57
2	4	LARm	12/21/52
3	3	at SF	12/22/57

Fumbles Lost

Rk	Fum	Opp	Date
1	4	NYG	12/15/35
2t	3	at SF	12/22/57
2t	3	at Was	1/8/83

Time of Possession

Rk	Time	Opp	Date
1	35:34	GB	1/8/94
2	33:53	at SF	12/31/83
3	31:24	at Was	1/12/92

Penalties

Rk	Pen	Opp	Date
1	12	at Was	1/8/00
2t	7	at SF	12/22/57
2t	7	at SF	12/31/83
2t	7	at Was	1/12/92
2t	7	at Phi	12/30/95
2t	7	at NO	1/7/12



SEASONAL LEADERS

RUSHING

Year	Player	Att	Yds	Avg	TD
1934	Dutch Clark	123	763	6.2	8
1935	Ernie Caddell	87	450	5.2	6
1936	Ace Gutowsky	91	827	4.3	6
1937	Dutch Clark	96	468	4.9	5
1938	Bill Shepherd	100	455	4.5	3
1939	Bill Shepherd	105	420	4.0	2
1940	Byron White*	146	514	3.5	5
1941	Byron White	89	240	2.7	2
1942	Mickey Sanzotta	71	268	3.8	0
1943	Frank Sirkwich	93	266	2.9	1
1944	Frank Sirkwich	150	363	2.4	6
1945	Bob Westfall	82	234	2.9	6
1946	Camp Wilson	64	207	3.2	3
1947	Camp Wilson	89	412	4.6	0
1948	Camp Wilson	157	612	3.9	2
1949	Bill Dudley	125	402	3.2	1
1950	Bob Hoernschemeyer	84	471	5.6	2
1951	Bob Hoernschemeyer	132	478	3.6	2
1952	Bob Hoernschemeyer	106	457	4.3	4
1953	Bob Hoernschemeyer	101	482	4.8	7
1954	Lew Carpenter	104	476	4.6	3
1955	Lew Carpenter	137	547	4.0	6
1956	Gene Gedman	135	479	3.5	7
1957	John Henry Johnson	129	421	4.8	5
1958	Tobin Rote	77	351	4.6	3
1959	Nick Pietrosante	76	447	5.9	3
1960	Nick Pietrosante	161	872	5.4	8
1961	Nick Pietrosante	201	841	4.2	5
1962	Dan Lewis	120	488	4.1	6
1963	Dan Lewis	133	528	4.0	2
1964	Nick Pietrosante	147	536	3.6	4
1965	Amos Marsh	131	495	3.8	6
1966	Tom Nowatzke	151	512	3.4	6
1967	Mel Farr	206	860	4.2	3
1968	Mel Farr	128	397	3.1	3
1969	Bill Triplett	112	377	3.4	3
1970	Mel Farr	166	717	4.3	9
1971	Steve Owens	246	1035	4.2	8
1972	Altie Taylor	154	658	4.3	4
1973	Altie Taylor	176	719	4.1	5
1974	Altie Taylor	150	532	3.5	5
1975	Dexter Bussey	157	686	4.4	2
1976	Dexter Bussey	196	858	4.4	3
1977	Horace King	155	521	3.4	1
1978	Dexter Bussey	225	924	4.1	5
1979	Dexter Bussey	144	625	4.3	4
1980	Billy Sims	313	1303	4.2	13
1981	Billy Sims	296	1437	4.9	13
1982	Billy Sims	372	639	3.7	4
1983	Billy Sims	220	1040	4.7	7
1984	Billy Sims	300	687	5.3	5
1985	James Jones	244	886	3.6	6
1986	James Jones	252	903	3.6	8
1987	James Jones	96	342	3.6	0
1988	Garry James	182	552	3.0	5
1989	Barry Sanders	280	1470	5.3	14
1990	Barry Sanders*	255	1304	5.1	13
1991	Barry Sanders	342	1545	4.5	16
1992	Barry Sanders	342	1545	4.5	16
1993	Barry Sanders	243	1118	4.6	9
1994	Barry Sanders*	331	1883	5.7	7
1995	Barry Sanders	314	1500	4.8	11
1996	Barry Sanders*	307	1553	5.1	11
1997	Barry Sanders	335	2053	6.1	11
1998	Barry Sanders	343	1491	4.3	4
1999	Greg Hill	143	542	3.8	2
2000	James Stewart	339	1184	3.5	10
2001	James Stewart	143	685	4.8	1
2002	James Stewart	231	1021	4.4	4
2003	Shawn Bryson	158	606	3.8	3
2004	Kevin Jones	24	1133	4.7	9
2005	Kevin Jones	186	664	3.6	5
2006	Kevin Jones	181	689	3.8	6
2007	Kevin Jones	153	581	3.8	8
2008	Kevin Smith	238	976	4.1	8
2009	Kevin Smith	217	747	3.4	4
2010	Jahvid Best	171	555	3.2	4
2011	Jahvid Best	84	390	4.6	2
2012	Mikel Leshoure	215	798	3.7	9

RECEIVING

Year	Player	Rec	Yds	Avg	TD
1934	Harry Ebbing	10	264	26.4	0
1935	Ernie Caddell	10	171	17.1	0
1936	Ernie Caddell	19	150	7.9	1
1937	Harry Ebbing	10	194	19.4	3
1938	Ed Klewicki	9	80	8.9	0
1939	Lloyd Cardwell	8	134	16.8	0
1939	Monk Moscrop	9	138	15.3	0
1940	Bill Shepherd	14	176	12.6	0
1941	Lloyd Cardwell	14	143	10.2	1
1942	Bill Fisk	20	349	17.5	2
1943	Bill Fisk	9	140	15.6	2
1944	Bill Fisk	15	177	11.8	0
1945	Harry Hopp	13	229	17.6	3
1946	Jack Matheson	23	361	15.7	3
1947	Dave Diehl	18	426	23.7	4

1945	John Greene	26	550	21.2	5
1946	John Greene	20	289	14.5	2
1947	John Greene	38	621	16.3	5
1948	Joe Margucci	36	450	12.5	5
1949	John Greene	25	595	23.8	9
1949	Bob Mann	66	1014	15.4	4
1950	Cloyce Box	50	1009	20.2	11
1951	Leon Hart	35	544	15.5	12
1952	Dome Dibble	30	613	20.4	6
1953	Doak Walker	42	924	22.0	15
1954	Dome Dibble	30	502	16.7	3
1955	Dome Dibble	46	768	16.7	6
1956	Dave Middleton	44	663	15.1	3
1957	Lew Carpenter	44	312	7.1	2
1958	Dave Middleton	39	606	15.5	5
1959	Jim Doran	33	624	18.9	9
1960	Dave Middleton	29	506	17.4	3
1961	Jim Gibbons	31	431	13.9	1
1962	Jim Gibbons	51	604	11.8	2
1963	Gail Cogdill	43	642	14.9	1
1964	Jim Gibbons	45	996	22.1	7
1965	Gail Cogdill	45	996	22.2	6
1966	Jim Gibbons	45	996	22.2	6
1967	Gail Cogdill	45	996	22.2	6
1968	Terry Barr	66	1086	16.5	13
1969	Terry Barr	57	1030	18.1	9
1970	Pat Studstill	28	389	13.9	3
1971	Terry Barr	24	433	18.0	3
1972	Pat Studstill	67	1266	18.9	9
1973	Mel Farr	39	517	13.3	3
1974	Bill Malinchak	26	397	15.3	4
1975	Earl McCullough	40	680	17.0	5
1976	Charlie Sanders	40	533	13.3	1
1977	Charlie Sanders	42	656	15.6	3
1978	Charlie Sanders	40	544	13.6	6
1979	Steve Owens	102	1550	15.2	6
1980	Charlie Sanders	31	502	16.2	5
1981	Altie Taylor	29	250	8.6	2
1982	Larry Walton	24	485	20.2	6
1983	Charlie Sanders	28	433	15.5	2
1984	Ron Jessie	54	761	14.1	1
1985	Charlie Sanders	37	486	13.1	3
1986	Ray Jarvis	29	501	17.3	4
1987	Ray Jarvis	39	822	21.1	5
1988	Horace King	40	238	6.0	0
1989	David Hill	32	465	14.5	2
1990	David Hill	53	633	11.9	4
1991	Freddie Scott	62	929	15.0	6
1992	Freddie Scott	53	834	15.7	4
1993	Freddie Scott	53	1022	19.3	5
1994	Billy Sims	34	342	10.1	0
1995	James Jones	46	467	10.2	1
1996	James Jones	77	662	8.6	5
1997	Leonard Thompson	50	173	3.5	0
1998	Leonard Thompson	51	736	14.4	5
1999	James Jones	54	334	6.2	1
2000	Jeff Chadwick	53	995	18.8	5
2001	Pete Mandley	58	720	12.4	7
2002	Pete Mandley	46	617	14.0	4
2003	Richard Johnson	70	1091	15.6	8
2004	Richard Johnson	64	727	11.4	6
2005	Robert Clark	52	932	17.9	8
2006	Brett Perriman	52	668	12.8	1
2007	Brett Perriman	69	810	11.7	4
2008	Herman Moore	51	966	18.9	4
2009	Herman Moore	65	1181	18.2	11
2010	Herman Moore	72	1173	16.3	6
2011	Herman Moore*	123	1686	13.7	14
2012	Herman Moore	106	1296	12.2	9
2013	Herman Moore*	104	1293	12.4	8
2014	(tied NFL high)	82	983	12.0	5
2015	Herman Moore	69	1028	14.9	2
2016	Johnnie Morton	81	1338	16.5	7
2017	Johnnie Morton	61	788	12.9	3
2018	Johnnie Morton	77	1154	15.0	4
2019	James Stewart	46	333	7.2	2
2020	Bill Schroeder	36	595	16.5	6
2021	Shawn Bryson	54	340	6.3	0
2022	Az-Zahir Hakim	49	449	9.2	4
2023	Roy Williams	54	817	15.1	8
2024	Marcus Pollard	46	516	11.2	3
2025	Roy Williams	45	687	15.3	8
2026	Mike Furrey	98	1098	11.1	1
2027	Roy Williams	92	1310	16.0	7
2028	Shawn McDonald	79	943	11.9	6
2029	Calvin Johnson	78	1331	17.1	12
2030	Calvin Johnson	67	984	14.7	5
2031	Calvin Johnson	77	1120	14.5	12
2032	Calvin Johnson	160	966	6.0	16
2033	Calvin Johnson	122	1964	16.1	5

PASSING

Year	Player	Att	Cmp	Pct	Yds	Avg	TD	Int	Rtg
1934	Dutch Clark	50	23	46.0	383	7.66	0	3	47.3
1935	Glenn Presnell	45	15	33.3	187	4.16	0	3	8.1
1936	Dutch Clark	71	38	53.4	627	8.83	4	6	57.7
1937	Bill Shepherd	46	19	41.3	297	6.46	2	7	38.3
1938	Vern Huffman	85	27	31.8	382	4.49	2	8	15.9
1939	Dwight Sloan	102	45	44.1	658	6.45	2	3	60.0
1940	Byron White	80	35	43.8	461	5.76	0	12	23.0
1941	Byron White	62	22	35.5	338	5.45	0	5	3.3
1942	Harry Hopp	68	20	29.4	258	3.94	0	13	13.5
1943	Frank Sirkwich	126	50	39.7	699	5.55	7	20	37.2



LIONS

THE RECORDS SECTION

Detroitlions.com
Media.Detroitlions.com

1944	Frank Sinkwich	148	58	39.2	1060	7.16	12	20	52.0
1945	Chuck Fenerback	110	45	40.9	754	6.85	7	11	46.4
1946	Dave Ryan	154	73	47.4	965	6.27	6	17	41.1
1947	Clyde LeFau	175	94	53.7	1384	7.91	13	20	65.0
1948	Fred Eriks	246	136	54.9	1918	7.39	14	22	77.3
1949	Frank Tripucka	145	62	42.8	833	5.74	9	14	42.8
1950	Bobby Layne	336	152	45.2	2323	6.91	16	18	62.1
1951	Bobby Layne	332	152	45.8	2403	7.24	26	23	67.6
1952	Bobby Layne	287	139	48.4	1999	6.97	19	20	64.5
1953	Bobby Layne	273	125	45.8	2088	7.65	16	21	59.6
1954	Bobby Layne	249	134	54.9	1818	7.39	14	17	77.3
1955	Bobby Layne	270	143	53.0	1830	6.78	11	17	61.8
1956	Bobby Layne	244	129	52.9	1909	7.82	9	17	62.0
1957	Bobby Layne	179	87	48.6	1169	6.53	6	12	53.0
1958	Tobin Rote	257	118	45.9	1678	6.53	14	10	69.5
1959	Earl Morrall	137	65	47.4	1102	8.04	5	6	69.1
1960	Jim Ninowski	263	134	47.3	2066	7.71	18	17	71.8
1961	Jim Ninowski	247	117	47.4	1921	7.78	7	18	53.0
1962	Milt Plum	325	179	55.1	2378	7.32	15	20	68.2
1963	Earl Morrall	328	174	53.0	2621	7.99	24	14	86.2
1964	Milt Plum	287	154	53.7	2241	7.81	18	15	78.5
1965	Milt Plum	308	143	46.4	1710	5.55	12	19	51.2
1966	Karl Sweetan	308	157	50.8	1909	6.85	4	14	54.3
1967	Milt Plum	172	86	50.0	925	5.38	4	8	54.5
1968	Bill Munson	329	181	55.0	2311	7.02	15	8	82.3
1969	Bill Munson	166	84	50.6	1062	6.40	7	8	64.9
1970	Greg Landry	136	83	61.0	1072	7.88	9	5	92.5
1971	Greg Landry	261	136	52.1	2237	8.57	16	13	80.9
1972	Greg Landry	344	200	50.8	2066	7.71	18	17	71.8
1973	Bill Munson	187	95	50.8	1129	6.04	9	18	67.8
1974	Bill Munson	292	166	56.8	1874	6.42	8	7	75.3
1975	Joe Reed	191	86	45.0	1181	6.18	9	10	59.3
1976	Greg Landry	291	168	57.7	2191	7.53	17	8	89.6
1977	Greg Landry	240	135	56.3	1359	5.66	6	7	73.5
1978	Gary Danielson	351	199	56.7	2294	6.54	18	17	73.5
1979	Jeff Komlo	368	183	49.7	2238	6.08	11	23	52.8
1980	Gary Danielson	417	244	58.5	3223	7.73	13	11	82.4
1981	Eric Hipple	279	140	50.2	2358	8.45	14	15	73.4
1982	Gary Danielson	197	100	50.8	1343	6.82	10	14	60.1
1983	Eric Hipple	387	204	52.7	2577	6.66	12	18	64.7
1984	Gary Danielson	410	262	61.5	3076	7.50	17	15	83.1
1985	Eric Hipple	406	223	54.9	2952	7.27	17	18	73.6
1986	Eric Hipple	305	192	63.0	1919	6.29	9	11	75.6
1987	Chuck Long	416	232	55.8	2598	6.25	11	20	63.4
1988	Rusty Hilger	306	126	41.2	1558	5.09	7	12	48.9
1989	Bob Gagliano	232	117	50.4	1671	7.20	6	12	61.2
1990	Rodney Peete	271	142	52.4	1974	7.28	13	8	79.8
1991	Erik Kramer	265	136	51.3	1635	6.17	11	8	71.8
1992	Rodney Peete	213	123	57.7	1702	7.99	9	9	80.0
1993	Rodney Peete	252	157	62.3	1670	6.63	6	14	66.4
1994	Dave Krieg	212	131	61.8	1629	7.68	14	3	101.7
1995	Scott Mitchell	583	346	59.3	4338	7.44	32	12	92.3
1996	Scott Mitchell	437	253	57.9	2917	6.68	17	17	74.9
1997	Scott Mitchell	509	293	57.6	3648	6.84	19	14	79.6
1998	Charlie Batch	303	173	57.1	2178	7.19	11	6	83.5
1999	Paul Frotte	288	175	60.8	2117	7.35	9	7	83.6
2000	Charlie Batch	412	221	53.6	2489	6.04	13	15	67.3
2001	Charlie Batch	341	198	58.1	2392	7.01	12	12	76.8
2002	Joey Harrington	429	215	50.1	2294	5.35	12	16	59.9
2003	Joey Harrington	554	309	55.8	2880	5.20	17	22	63.9
2004	Joey Harrington	489	275	56.0	3047	6.23	19	12	77.5
2005	Joey Harrington	330	188	57.2	2021	6.12	12	12	72.0
2006	Jon Kitna	596	372	62.4	4208	7.06	21	22	79.9
2007	Jon Kitna	561	355	63.3	4068	7.30	18	20	80.9
2008	Dan Orlovsky	255	143	56.1	1616	6.34	8	8	72.6
2009	Matthew Stafford	377	201	53.3	2267	6.01	13	20	61.0
2010	Shaun Hill	416	257	61.8	2686	6.46	16	12	81.3
2011	Matthew Stafford	663	421	63.5	5038	7.60	41	16	97.2
2012	Matthew Stafford	727	435	59.8	4967	6.8	20	17	79.8

1965	Wayne Walker	0	8	33	57
1966	Garo Yepremian	0	13	11	46.4
1967	Mel Farr	6	0	0	36
1968	Tom Nowatzke	6	0	0	36
1969	Bill Gambrell	7	0	0	42
1970	Errol Mann	0	25	26	101
1971	Errol Mann	0	20	31	101
1972	Errol Mann	0	22	37	103
1973	Errol Mann	0	20	38	98
1974	Errol Mann	0	13	14	53
1975	Errol Mann	0	23	23	92
1976	Benny Ricardo	0	14	29	67
1977	Steve Mike-Mayer	0	10	19	49
1978	Benny Ricardo	0	8	19	43
1979	Benny Ricardo	0	20	32	92
1980	Eddie Murray	0	25	35	116
1981	Eddie Murray	0	25	46	121
1982	Eddie Murray	0	11	16	49
1983	Eddie Murray	0	25	38	113
1984	Eddie Murray	0	20	31	91
1985	Eddie Murray	0	26	31	109
1986	Eddie Murray	0	18	31	85
1987	Eddie Murray	0	20	21	81
1988	Eddie Murray	0	20	22	82
1989	Eddie Murray	0	20	26	96
1990	Barry Sanders	13	0	0	96
1991	Barry Sanders	17	0	0	102
1992	Jason Hanson	0	21	30	93
1993	Jason Hanson	0	34	28	130
1994	Jason Hanson	0	18	39	93
1995	Jason Hanson	0	28	48	132
1996	Jason Hanson	0	12	36	72
1997	Jason Hanson	0	26	39	117
1998	Jason Hanson	0	29	27	114
1999	Jason Hanson	0	26	28	106
2000	Jason Hanson	0	29	24	101
2001	Jason Hanson	0	21	23	86
2002	Jason Hanson	0	23	31	100
2003	Jason Hanson	0	22	26	92
2004	Jason Hanson	0	24	28	100
2005	Jason Hanson	0	19	27	84
2006	Jason Hanson	0	29	30	117
2007	Jason Hanson	0	29	35	122
2008	Jason Hanson	0	31	25	88
2009	Jason Hanson	0	21	29	85
2010	Calvin Johnson	12	0	0	74
2011	Jason Hanson	0	24	54	126
2012	Jason Hanson	0	32	38	136

KICKOFF RECORDS

Year	Player	KR	Yds	Avg	TD
1944	Arthur Van Tone	9	227	25.2	1
1945	Andrew Farkas	8	165	20.6	0
1946	Dave Ryan	15	308	20.5	1
1947	William Dudley	15	359	23.9	0
1948	Camp Ullery	10	228	22.8	0
1949	Don Doll	21	536	25.5	0
1950	Doak Walker	10	228	22.8	0
1951	Doak Walker	15	408	27.2	0
1952	Jack Christiansen	16	409	25.6	0
1953	Jack Christiansen	10	183	18.3	0
1954	Jim Girard	12	248	20.7	0
1955	Dave Middleton	11	188	17.1	0
1956	Howard Cassidy	10	232	23.2	0
1957	Howard Cassidy	10	232	23.2	0
1958	Ken Webb	7	154	22.0	0
1959	Ken Webb	16	352	22.0	0
1960	Jim Steffen	8	225	28.1	0
1961	Pat Studstill	16	448	28.1	1
1962	Tommy Watkins	17	452	26.6	0
1963	Tommy Watkins	21	447	21.3	0
1964	Pat Studstill	29	708	24.4	0
1965	Tommy Watkins	17	584	34.4	0
1966	Tommy Vaughn	23	595	26.0	0
1967	Tommy Vaughn	10	446	27.0	0
1968	Lem Barney	20	570	28.5	0
1969	Bobby Williams	17	563	33.1	1
1970	Bobby Williams	25	544	21.7	1
1971	Ron Jessie	16	470	29.4	2
1972	Ron Jessie	23	558	24.3	0
1973	Dick Jauron	17	405	23.8	0
1974	Jim Jones	38	927	24.4	0
1975	Bobby Thompson	22	565	25.7	0
1976	James Hunter	14	375	26.6	0
1977	Eddie Payton	18	457	25.4	1
1978	Jesse Thompson	14	346	24.7	0
1979	John Arnold	23	539	23.4	0
1980	Rick Kane	23	498	21.5	0
1981	Alvin Hall	25	525	21.0	0
1982	Alvin Hall	16	426	26.6	1
1983	Alvin Hall	23	492	21.4	0
1984	Pete Mandley	22	390	17.7	0
1985	Alvin Hall	39	886	22.7	0
1986	Herman Hunter	48	1107	23.0	0
1987	Gary Lee	32	719	22.5	0
1988	Gary Lee	18	355	19.7	0
1989	Mel Gray	24	640	26.7	0
1990	Mel Gray	41	939	22.9	0
1991	Mel Gray	26	929	28.0	0
1992	Mel Gray	42	1006	24.0	1
1993	Mel Gray	28	688	24.6	1

SCORING

Year	Player	TD	FG	XP	Pts
1934	Dutch Clark	8	4	13	73
1935	Dutch Clark	6	1	16	55
1936	Dutch Clark	7	4	19	73
1937	Dutch Clark	6	3	6	45
1938	Lloyd Cardwell	2	0	5	30
1939	Chuck Hanneman	2	4	5	29
1940	Byron White	5	0	2	32
1941	Byron White	4	0	0	24
1942	Elmer Hackney	2	0	0	12
1943	Harry Höpp	9	0	0	54
1944	Frank Sinkwich	6	2	24	66
1945	Bob Westfall	9	0	0	54
1946	Bob Cifers	4	0	0	24
1947	Bill Dudley	11	0	0	66
1948	Bill Dudley	7	0	0	42
1949	Bill Dudley	6	5	30	81
1950	Doak Walker	11	8	38	128
1951	Doak Walker	6	6	43	97
1952	Cloyce Box	15	0	0	90
1953	Doak Walker	5	12	27	93
1954	Doak Walker	5	11	43	106
1955	Doak Walker	7	9	27	96
1956	Bobby Layne	5	12	33	99
1957	Bobby Layne	0	6	25	43
1958	Jim Martin	7	0	18	48
1959	Howard Cassady	5	0	16	30
1960	Jim Martin	0	13	26	65
1961	Jim Martin	0	15	25	70
1962	Wayne Walker	0	9	37	64
1963	Terry Barr	13	0	0	78
1964	Wayne Walker	0	14	27	47



THE RECORDS SECTION

Detroitlions.com
Media.Detroitlions.com

1994	Mel Gray*	45	1276	28.4	3
1995	Ron Rivers	19	420	22.1	0
1996	Glyn Milburn	64	1627	25.4	0
1997	Glyn Milburn	35	1315	23.9	0
1998	Terry Fair	51	1429	28.0	2
1999	Terry Fair	34	752	22.1	0
2000	Desmond Howard	57	1401	24.6	0
2001	Desmond Howard	57	1446	25.4	0
2002	Eddie Drummond	40	1039	26.0	0
2003	Reggie Swinton	50	964	24.1	0
2004	Eddie Drummond	41	1092	25.6	2
2005	Eddie Drummond	49	1077	22.0	0
2006	Eddie Drummond	62	1349	21.8	0
2007	Aveion Cason	42	1041	24.8	0
2008	Brandon Middleton	39	864	22.2	0
2009	Aaron Brown	42	951	22.6	0
2010	Stefan Logan	54	1448	26.8	1
2011	Stefan Logan	33	832	25.2	0
2012	Stefan Logan	28	597	21.3	0

PUNT RETURNS

Year	Player	PR	Yds	Avg	TD
1944	Frank Sinkwich	11	148	13.5	0
1945	Dave Ryan	15	221	14.7	0
1946	Bill DeCorrevont	6	81	13.5	0
1947	William Dudley	11	182	16.5	1
1948	Joe Margucci	10	100	10.0	0
1949	Bill Dudley	11	199	18.1	0
1950	Clarence Self	12	129	10.8	0
1951	Jack Christiansen	18	343	19.1	4
1952	Jack Christiansen*	15	322	21.5	2
1953	Yale Lary	13	115	8.8	1
1954	Jack Christiansen	23	225	9.8	0
1955	Lee Riley	14	107	7.6	0
1956	Howard Cassidy	13	83	6.4	0
1957	Yale Lary	25	39	1.6	0
1958	Yale Lary	27	196	7.3	1
1959	Terry Barr	16	102	6.4	0
1960	Terry Barr	14	104	7.4	0
1961	Howard Cassidy	16	159	9.9	0
1962	Pat Studstill*	29	457	15.8	0
1963	Tommy Watkins	22	322	14.7	1
1964	Tommy Watkins*	16	238	14.9	2
1965	Tommy Watkins	23	234	10.2	0
1966	Tommy Vaughn	18	179	9.9	0
1967	Tommy Watkins	15	57	3.8	0
1968	Lem Barney	3	79	26.3	1
1969	Lem Barney	9	191	21.2	1
1970	Lem Barney	25	259	10.4	1
1971	Lem Barney	14	122	8.7	0
1972	Lem Barney	15	108	7.2	0
1973	Lem Barney	27	231	8.6	0
1974	Dick Jaouni#	17	286	16.8	0
1975	Charlie West	12	119	10.0	0
1976	Lem Barney	23	191	8.3	0
1977	Eddie Payton	27	273	10.1	1
1978	Jesse Thompson	16	161	10.1	0
1979	John Arnold	19	164	8.6	0
1980	Ray Williams	27	259	9.6	0
1981	Robbie Martin	52	450	8.7	1
1982	Robbie Martin	26	275	10.6	0
1983	Ken Jenkins	23	230	10.0	0
1984	Robbie Martin	25	210	8.4	0
1985	Pete Mandley	48	403	10.6	1
1986	Pete Mandley	43	420	9.8	1
1987	Pete Mandley	23	250	10.9	0
1988	Pete Mandley	37	287	7.8	0
1989	Walter Stanley*	36	496	13.8	0
1990	Mel Gray	34	361	10.6	1
1991	Mel Gray*	25	385	15.4	0
1992	Mel Gray	18	175	9.7	1
1993	Mel Gray	23	197	8.6	0
1994	Mel Gray	21	233	11.1	0
1995	Johnnie Morton	7	48	6.9	0
1996	Glyn Milburn	34	284	8.4	0
1997	Glyn Milburn	47	433	9.2	0
1998	Terry Fair	30	189	6.3	0
1999	Terry Fair	11	97	8.8	0
2000	Desmond Howard	31	457	14.7	1
2001	Desmond Howard	22	201	9.1	0
2002	Eddie Drummond	18	138	7.7	1
2003	Reggie Swinton	23	318	13.8	2
2004	Eddie Drummond	24	316	13.2	2
2005	Eddie Drummond	26	157	6.0	0
2006	Eddie Drummond	28	296	10.6	0
2007	Troy Walters	15	118	7.9	0
2008	Shaun McDonald	11	104	9.5	0
2009	Dennis Northcutt	22	189	8.6	0
2010	Stefan Logan	30	362	12.1	0
2011	Stefan Logan	37	401	10.8	0
2012	Stefan Logan	33	300	9.1	0

PUNTING

Year	Player	Pnt	Yds	Avg	Net	In20	Lg
1939	Johnny Pingel	22	1368	42.8	-	-	65
1940	Whizzer White	52	2132	41.0	-	-	61
1941	Whizzer White	48	1997	41.6	-	-	63
1942	Harry Hopp	27	1098	40.7	-	-	52
1942	Chet Wetterlund	11	449	40.8	-	-	56
1943	Harry Hopp	42	1643	39.1	-	-	60
1944	Frankie Sinkwich	45	1845	41.0	-	-	73
1945	Chuck Fenerback	29	1081	37.3	-	-	57
1946	Bob Cifers	30	1369	45.6	-	-	73

1947	Leroy Zimmerman	49	2078	42.4	-	-	62
1948	George Grimes	28	1006	35.9	-	-	56
1949	Bill Dudley	34	1278	37.6	-	-	55
1950	Bob Smith	32	1310	40.9	-	-	60
1951	Bob Smith	42	2202	42.5	-	-	73
1952	Bob Smith	61	2729	44.7	-	-	66
1953	Bob Smith	40	1647	41.2	-	-	57
1954	Jug Girard	63	2585	41.0	-	-	65
1955	Jug Girard	56	2310	41.3	-	-	65
1956	Yale Lary	42	1698	40.4	-	-	66
1957	Yale Lary	54	2156	39.9	-	-	61
1958	Yale Lary	59	2524	42.8	-	-	62
1959	Yale Lary	45	2121	47.1	-	-	67
1960	Yale Lary	64	2802	43.8	-	-	63
1961	Yale Lary	52	2519	48.4	-	-	71
1962	Yale Lary	32	2334	45.3	-	-	68
1963	Yale Lary	48	1713	35.9	-	-	73
1964	Yale Lary	67	3099	46.3	-	-	74
1965	Pat Studstill	78	3335	42.8	-	-	69
1966	Pat Studstill	72	2956	41.1	-	-	66
1968	Jerry DePoyster	71	2868	40.4	-	-	60
1969	Lem Barney	66	2249	34.1	-	-	55
1970	Herman Weaver	62	2483	40.0	-	-	63
1971	Herman Weaver	42	1752	41.7	-	-	63
1972	Herman Weaver	43	1734	40.3	-	-	55
1973	Herman Weaver	54	2333	43.2	-	-	66
1974	Herman Weaver	72	2772	38.5	-	-	61
1975	Herman Weaver	80	3361	42.0	-	-	69
1976	Herman Weaver	83	3280	39.5	34.3	15	69
1977	Wilbur Summers	93	3420	36.8	30.5	6	51
1978	Tom Skladany	86	3654	42.5	35.0	19	63
1979	Larry Swider	88	3523	40.0	33.5	13	72
1979	Tom Skladany	10	406	40.6	40.1	2	52
1980	Tom Skladany	72	3036	42.2	35.3	16	67
1981	Tom Skladany	64	2784	43.4	37.3	21	74
1982	Tom Skladany	36	1483	41.2	34.0	6	59
1983	Mike Black	71	2911	41.0	33.7	17	60
1984	Mike Black	76	3164	41.6	32.7	13	63
1985	Mike Black	73	3054	41.8	34.7	17	60
1986	Mike Black	46	1819	39.5	31.3	11	57
1987	Jim Arnold	42	1533	36.3	31.3	7	60
1987	Jim Arnold	46	2007	43.6	39.6	17	60
1988	Jim Arnold	97	4110	42.4	35.9	22	69
1989	Jim Arnold	82	3538	43.1	36.0	14	64
1990	Jim Arnold	63	2560	40.6	35.3	10	59
1991	Jim Arnold	75	3092	41.2	35.4	27	63
1992	Jim Arnold	65	2846	43.8	34.7	12	71
1993	Jim Arnold	72	3207	44.5	36.8	15	68
1994	Greg Montpomeroy	63	2782	44.2	34.2	19	64
1995	Mark Royals	57	2930	42.0	31.0	15	69
1996	Mark Royals	69	3202	43.8	33.4	11	60
1997	John Jett	84	3576	42.6	35.6	24	67
1998	John Jett	86	2892	43.8	36.0	17	60
1999	John Jett	86	3637	42.3	34.8	27	62
2000	John Jett	93	4044	43.5	34.8	33	59
2001	John Jett	58	2512	43.3	35.5	16	62
2002	John Jett	91	3838	42.2	38.0	29	57
2003	Nick Harris	63	2531	40.2	33.1	11	51
2004	Nick Harris	62	2765	40.9	34.2	32	60
2005	Nick Harris	84	3656	43.5	36.9	34	60
2006	Nick Harris	66	2367	45.0	38.2	18	67
2007	Nick Harris	68	3010	44.3	36.4	26	58
2008	Nick Harris	90	3952	43.9	38.0	24	66
2009	Nick Harris	74	3174	42.9	36.8	20	56
2010	Nick Harris	90	4018	44.8	34.8	24	66
2011	Ryan Donahue	49	2093	42.7	35.6	13	60
2012	Nick Harris	67	2783	41.5	37.6	21	58

INTERCEPTIONS

Year	Player	Pos	Int	Yds	TD
1944	Alex Wojciechowicz	C	7	88	0
1945	Dave Rojan	B	3	90	0
	Charles DeShane	C	3	75	1
	John Greene	C	3	65	0
	Damon Tassos	G	3	49	0
	Ivan Rebtoch	B	3	46	0
1946	Dave Ryan	B	4	105	0
1947	Bill Dudley	B	5	104	1
	Bob Wiese	B	5	54	0
1948	Jim Gillette	B	6	17	0
1949	Don Doll	B	11	301	2
1950	Don Doll	B	12	163	0
1951	Bob Smith	DB	3	184	1
1952	Bob Smith	DB	9	184	1
1953	Jack Christiansen*	DB	12	238	1
1954	Jack Christiansen	DB	8	84	1
1955	Jack Christiansen	DB	3	49	0
	Jim Davis	DB	3	44	0
	Bill Sitts	DB	7	0	0
1956	Yale Lary	DB	8	182	1
	Jack Christiansen	DB	8	109	0
1957	Jack Christiansen*	DB	10	137	1
1958	Joe Schmidt	LB	6	69	0
1959	Gary Lowe	DB	5	130	0
1960	Dick Lane	DB	2	102	0
1961	Dick Lane	DB	6	73	0
	Yale Lary	DB	6	95	0
1962	Yale Lary	DB	8	51	0
1963	Dick LeBeau	DB	5	158	1
	Dick Lane	DB	5	70	0
1964	Yale Lary	DB	7	101	0
1965	Dick LeBeau	DB	7	84	1
1966	Mike Lucci	LB	5	118	1



THE RECORDS SECTION

Detroitlions.com
Media.Detroitlions.com

1967	Bruce Maher	DB	5	90	0
1968	Lem Barney*	DB	10	232	3
1968	Lem Barney	DB	7	82	0
1969	Lem Barney	DB	8	126	0
1970	Dick LeBeau#	DB	9	96	0
1971	Dick LeBeau#	DB	6	76	0
1972	Lem Barney	DB	3	88	0
1973	Levi Johnson	DB	5	82	0
1974	Levi Johnson	DB	5	139	2
1975	James Hunter	DB	5	23	0
1976	James Hunter	DB	7	120	0
1977	James Hunter	CB	6	104	0
1978	Jimmy Allen	S	5	70	0
1979	Luther Bradley	DB	4	11	0
1980	Jimmy Allen	S	4	0	0
1981	Jimmy Allen	S	6	38	0
1982	Bobby Watkins	CB	6	99	0
1983	Bruce McNorton	CB	7	30	0
1984	Bobby Watkins	CB	6	22	0
1985	Bobby Watkins	CB	6	15	0
1986	Devon Mitchell	CB	5	41	0
1987	James Griffin	S	6	130	0
1988	Devon Mitchell	S	3	107	1
1989	George Jamison	LB	3	56	1
1990	Jerry Holmes	CB	6	77	1
1991	William White	CB	6	120	1
1992	Ray Crockett#	CB	4	141	1
1993	William White	S	4	54	0
1994	Ray Crockett	CB	4	50	0
1995	Kevin Scott	CB	4	35	0
1996	Melvin Jenkins	CB	4	34	0
1997	Pat Swilling	CB	4	25	0
1998	Robert Massey	CB	4	25	0
1999	Willie Clay	S	8	173*	0
2000	Ryan McNeil	S	5	14	0
2001	Mark Carrier	S	5	94	0
2002	Bryant Westbrook	CB	3	49	1
2003	Mark Carrier	CB	3	33	0
2004	Ron Rice	S	5	25	0
2005	Ron Rice	S	5	82	0
2006	Kurt Schulz	CB	7	53	0
2007	Todd Lyght	CB	4	72	1
2008	Chris Claiborne	LB	3	63	0
2009	Dré Bly	CB	6	107	1
2010	Dré Bly	CB	6	54	0
2011	Jamar Fletcher	CB	3	122	1
2012	Dré Bly	CB	3	13	0
2013	Terrence Holt	S	3	8	0
2014	Keith Smith	CB	3	14	0
2015	Ryan Nee	CB	1	2	0
2016	Leigh Bodden	DE	1	0	0
2017	Corey Smith	DE	1	0	0
2018	Dwayne White	S	1	-4	0
2019	Louis Delmas	S	2	130	1
2020	William James	CB	2	47	1
2021	Anthony Henry	CB	2	26	0
2022	Alphonso Smith	CB	5	48	1
2023	Chris Houston	CB	5	225	2
2024	Don Carey	S	2	51	0
2025	Chris Houston	S	2	2	0

2004	Brian Walker	S	121	72	49
2005	Earl Holmes	LB	128	83	45
2006	Kenoy Kennedy	S	127	84	43
2007	Ernie Sims	LB	144	86	58
2008	Ernie Sims	LB	134	97	37
2009	Larry Foote	LB	99	70	29
2010	Louis Delmas	S	84	62	22
2011	Stephen Tulloch	LB	111	84	27
2012	Stephen Tulloch	LB	112	74	38

SACKS (SINCE 1973)

Year	Player	Pos	DT	Sk	SKY
1973	Larry Hand	DT	11.0	—	—
1974	Ken Sanders	DE	6.5	—	—
1975	Larry Hand	DT	7.0	—	—
1976	Charlie Weaver	LB	7.0	—	—
1977	Ken Sanders	DE	9.0	—	—
1978	Al Baker	DE	23.0	206.0	
1979	Al Baker	DE	16.0	137.5	
1980	Al Baker	DE	18.0	136.5	
1981	Dave Purefory	DE	12.0	96.0	
1982	Al Baker	DE	8.5	61.0	
1983	William Gay	DT	13.5	103.5	
1984	William Gay	DE	10.0	72.0	
1985	Jimmy Williams	LB	7.5	55.0	
1986	Keith Ferguson	DE	9.5	73.0	
1987	Michael Cofer	LB	8.5	78.0	
1988	Michael Cofer	LB	12.0	88.0	
1989	Michael Cofer	LB	9.5	60.0	
1990	Michael Cofer	LB	10.0	57.0	
1991	Jeff Hunter	DE	6.0	60.0	
1992	Tracy Scroggins	LB	7.5	41.0	
1993	Robert Porcher	DE	8.5	53.0	
1994	Broderick Thomas	LB	7.0	49.5	
1995	Henry Thomas	DT	10.5	82.0	
1996	Robert Porcher	DE	10.0	71.0	
1997	Robert Porcher	DE	12.5	75.5	
1998	Robert Porcher	DE	11.5	85.5	
1999	Robert Porcher	DE	15.0	106.5	
2000	Robert Porcher	DE	8.0	53.0	
2001	Robert Porcher	DE	11.0	71.0	
2002	Kalimba Edwards	DE	6.5	35.0	
2003	James Hall	DE	4.5	24.5	
2004	Kalimba Edwards	DE	4.5	23.5	
2005	Kalimba Edwards	DE	11.5	74.5	
2006	Cory Redding	DT	7.0	35.0	
2007	Shaun Rogers	DT	8.0	49.0	
2008	Dwayne White	DE	7.0	53.0	
2009	Cliff Avril	DE	6.5	44.5	
2010	Ndamukong Suh	DT	5.5	37.5	
2011	Cliff Avril	DT	10.0	47.5	
2012	Cliff Avril	DE	11.0	92.0	
2013	Cliff Avril	DE	9.5	61	

* NFL Leader; # NFC Leader

TACKLES (SINCE 1973)

Year	Player	Pos	TT	ST	AT
1973	Charlie Weaver	LB	55	—	—
1974	Jim Laslavic	LB	94	—	—
1975	Paul Naumoff	LB	143	—	—
1976	Charlie Weaver	LB	114	—	—
1977	Ed O'Neil	LB	114	71	43
1978	Ed O'Neil	LB	141	85	46
1979	Doug English	DT	122	90	32
1980	Ken Fantetti	LB	130	85	45
1981	Ken Fantetti	LB	148	—	—
1982	Ken Fantetti	LB	71	54	17
1983	Ken Fantetti	LB	132	82	50
1984	Alvin Hall	DB	147	94	53
1985	William Graham	S	113	75	38
1986	Demetrius Johnson	S	112	92	20
1987	Dennis Gibson	LB	82	68	14
1988	Chris Spielman	LB	153	118	35
1989	Chris Spielman	LB	125	93	36
1990	Chris Spielman	LB	108	79	29
1991	Chris Spielman	LB	126	84	42
1992	Chris Spielman	LB	146	94	52
1993	Chris Spielman	LB	148	97	51
1994	Chris Spielman	LB	195	124	71
1995	Chris Spielman	LB	137	90	47
1996	Bennie Blades	S	131	98	32
1997	Stephen Boyd	LB	192	123	69
1998	Stephen Boyd	LB	156	113	43
1999	Stephen Boyd	LB	188	114	74
2000	Stephen Boyd	LB	166	109	57
2001	Chris Claiborne	LB	93	67	32
2002	Chris Claiborne	LB	145	92	75
2003	Earl Holmes	LB	121	80	41



THE RECORDS SECTION

Detroitlions.com
Media.Detroitlions.com

TOP PERFORMANCES

PASSING

300-Yard Passing Games (since 1934)

Date	Opp	Player	Yds	Cmp	Att
11/16/47	Was	Clyde LeForce	317	-	-
11/5/50	ChiB	Bobby Layne	374	23	45
9/30/51	Was	Bobby Layne	310	20	46
10/21/51	NYT	Bobby Layne	315	20	44
9/27/53	Pit	Bobby Layne	364	19	37
10/20/55	Chi	Bobby Layne	319	20	32
11/3/63	at SF	Earl Morral	330	24	33
11/17/63	LARm	Earl Morral	312	21	44
11/1/64	LARm	Milt Plum	317	16	24
11/14/76	at NO	Greg Landry	340	27	38
12/9/78	Min	Gary Danielson	352	26	33
10/5/80	at Atl	Gary Danielson	348	23	36
12/14/80	TB	Gary Danielson	360	29	44
10/19/81	Chi	Eric Hipple	336	14	25
11/22/84	GB	Gary Danielson	305	24	33
9/21/86	TB	Eric Hipple	318	31	46
10/19/86	at LARm	Gary Danielson	316	31	50
10/25/87	GB	Chuck Long	362	33	47
9/17/89	at NYG	Bob Gagliano	344	21	31
12/16/90	Chi	Rodney Peete	316	18	27
9/27/92	TB	Rodney Peete	323	20	31
11/15/92	at Pit	Eric Kramer	304	20	27
11/24/94	Buf	Dave Krieg	351	20	25
10/22/95	at Was	Scott Mitchell	327	30	50
11/5/95	at Atl	Scott Mitchell	321	23	50
11/23/95	Min	Scott Mitchell	410	30	45
12/4/95	Chi	Scott Mitchell	320	26	38
12/23/95	Chi	Scott Mitchell	352	26	41
9/22/96	Chi	Scott Mitchell	336	24	34
10/13/96	at Oak	Scott Mitchell	343	31	50
9/7/97	TB	Scott Mitchell	331	29	50
11/14/99	at Arz	Gus Frerotte	375	24	39
11/25/99	Chi	Gus Frerotte	309	29	42
10/14/01	at Min	Charlie Batch	345	31	41
10/21/01	Ten	Charlie Batch	338	25	42
11/8/01	at Arz	Charlie Batch	436	36	62
12/30/01	Chi	Ty Detmer	303	31	51
10/13/02	at Min	Joey Harrington	309	25	41
12/19/04	Min	Joey Harrington	361	25	44
12/04/04	at Ten	Joey Harrington	346	33	49
10/24/06	GB	Jon Kitna	342	25	40
11/05/06	Atl	Jon Kitna	321	20	32
12/3/06	at NE	Jon Kitna	314	22	38
12/31/06	at Dal	Jon Kitna	306	28	42
9/23/07	at Phi	Jon Kitna	446	29	43
11/18/07	NYG	Jon Kitna	377	28	43
12/16/07	at SD	Jon Kitna	302	26	45
11/22/09	Cle	Matthew Stafford	422	26	43
9/19/10	Phi	Shaun Hill	335	25	45
10/03/10	at GB	Shaun Hill	331	34	54
11/14/10	at Buf	Shaun Hill	323	29	50
9/11/11	at TB	Matthew Stafford	305	24	33
9/25/11	at Min	Matthew Stafford	378	32	46
11/13/11	at Chi	Matthew Stafford	329	33	63
11/20/11	Car	Matthew Stafford	335	28	36
12/4/11	at NO	Matthew Stafford	408	31	44
12/18/11	at Oak	Matthew Stafford	391	29	52
12/24/11	SD	Matthew Stafford	373	29	36
1/1/12	at GB	Matthew Stafford	520	38	59
9/30/12	MIN	Matthew Stafford	319	30	51
10/14/12	at Phi	Matthew Stafford	311	22	45
10/28/12	SEA	Matthew Stafford	352	34	49
11/11/12	at Min	Matthew Stafford	329	28	42
11/22/12	Hou	Matthew Stafford	441	31	61
12/2/12	ind	Matthew Stafford	313	27	46
12/22/12	Atl	Matthew Stafford	443	37	56

300-Yard Passing Games

Rk	Player	G	Years
1	Matthew Stafford	16	2009-99
2	Scott Mitchell	8	1994-98
3	Jon Kitna	7	2006-08
4	Bobby Layne	5	1950-58
5	Gary Danielson	4	1976-84
6t	Eric Hipple	3	1980-89
6t	Joey Harrington	3	2002-05
6t	Shaun Hill	3	2010-
9t	Earl Morral	2	1958-64
9t	Rodney Peete	2	1989-93
9t	Gus Frerotte	2	1999-
12t	Clyde LeForce	1	1947-49
12t	Greg Landry	1	1968-78
12t	Milt Plum	1	1962-67
12t	Bob Gagliano	1	1989-90
12t	Chuck Long	1	1986-89, 91, 94
12t	Eric Kramer	1	1991-93
12t	Dave Krieg	1	1994
12t	Ty Detmer	1	2001-03

Most 400-Yard Passing Games

Rk	Player	G	Years
1	Matthew Stafford	5	2009-
2t	Scott Mitchell	1	1994-98

2t	Charlie Batch	1	1998-01
2t	Jon Kitna	1	2006-08

Most 500-Yard Passing Games

Rk	Player	G	Years
1	Matthew Stafford	1	2009-

RUSHING

100-Yard Rushing Games (since 1934)

Date	Opp	Player	Yds	Att
10/28/34	at Cin-StL	Dutch Clark	194	-
11/4/34	Pit	Dutch Clark	110	-
11/4/34	Pit	Ernie Caddell	132	-
11/1/36	N.Y.	Ace Gutowsky	137	-
11/15/36	N.Y.	Ernie Caddell	153	-
10/30/38	at Chi	Bill Shepherd	135	-
10/8/44	at Bkn	Frank Sinkwich	135	16
11/25/48	ChiC	Camp Wilson	125	19
10/30/49	at GB	Wally Triplett	109	9
9/24/50	Pit	Bobby Layne	118	15
11/23/50	NYT	Bob Hoernschemeyer	198	17
11/18/51	at Phi	Bob Hoernschemeyer	118	14
11/9/52	at Pit	Bob Hoernschemeyer	107	20
10/10/54	LARm	Lew Carpenter	119	14
11/24/55	GB	Lew Carpenter	120	20
10/21/56	SF	Don McIlhenny	104	13
11/22/56	at GB	Gene Gedman	103	22
10/6/57	GB	John Henry Johnson	109	28
11/29/57	GB	John Henry Johnson	105	8
11/26/59	GB	Nick Pietrosante	134	17
10/30/60	at LARm	Dan Lewis	128	14
11/20/60	at Chi	Nick Pietrosante	106	20
12/11/60	Dal	Nick Pietrosante	142	21
12/18/60	Chi	Nick Pietrosante	104	15
10/8/61	Chi	Nick Pietrosante	113	12
10/29/61	at LARm	Nick Pietrosante	112	21
10/27/63	Min	Tom Watkins	102	17
11/3/63	at SF	Tom Watkins	107	21
12/5/65	Bal	Amos Marsh	146	23
12/5/65	at SF	Amos Marsh	109	28
9/24/67	Cle	Tom Watkins	115	24
11/12/67	at Min	Mel Farr	197	24
10/13/68	at Chi	Mel Farr	138	18
10/20/68	GB	Mel Farr	145	29
11/22/70	SF	Mel Farr	117	16
11/26/70	at Den	Steve Owens	104	20
11/7/71	LARm	Altie Taylor	109	19
11/14/71	LARm	Altie Taylor	101	19
9/17/72	NYG	Steve Owens	113	20
11/23/72	NYJ	Altie Taylor	123	15
10/28/73	GB	Altie Taylor	160	23
11/4/73	at Chi	Altie Taylor	106	18
12/15/73	at Mia	Steve Owens	113	27
10/10/76	NE	Horace King	100	32
11/7/76	at Min	Lawrence Gaines	116	22
11/25/76	Buf	Dexter Bussey	137	27
9/25/77	NO	Dexter Bussey	150	24
11/6/77	SD	Rick Kane	105	24
9/24/78	at Sea	Dexter Bussey	120	20
11/12/78	TB	Horace King	104	12
10/28/79	Buf	Dexter Bussey	139	26
9/7/80	at LARm	Dexter Bussey	111	14
9/7/80	at LARm	Billy Sims	153	22
9/14/80	at GB	Billy Sims	134	20
9/28/80	Min	Billy Sims	157	27
10/26/80	at KC	Billy Sims	155	28
11/16/80	Bal	Billy Sims	126	30
9/20/81	at Min	Billy Sims	112	27
9/27/81	Oak	Billy Sims	133	21
10/11/81	at Den	Billy Sims	185	28
10/19/81	Chi	Rick Kane	101	20
11/8/81	at Was	Billy Sims	159	21
11/15/81	Dal	Billy Sims	119	23
11/22/81	at Chi	Billy Sims	117	22
12/12/81	Min	Billy Sims	110	13
9/19/82	at LARm	Billy Sims	119	26
11/25/82	NYC	Billy Sims	114	26
11/12/82	at GB	Billy Sims	109	29
11/13/83	at Hou	Billy Sims	105	20
11/20/83	at GB	Billy Sims	189	36
11/24/83	Pit	Billy Sims	106	26
11/5/83	Min	Billy Sims	137	23
9/8/84	Atl	Billy Sims	140	20
9/30/84	at SD	Billy Sims	119	14
10/14/84	TB	Billy Sims	100	16
10/21/84	at Min	Billy Sims	103	22
10/20/85	SF	James Jones	116	30
10/27/85	Mia	James Jones	114	30
12/15/85	GB	James Jones	104	23
9/7/86	at Min	James Jones	174	36
10/12/86	at GB	Garry James	140	20
9/24/89	Chi	Barry Sanders	126	18
10/29/89	at GB	Barry Sanders	184	30
11/19/89	at Cin	Barry Sanders	145	28
11/23/89	Chi	Barry Sanders	145	28
12/10/89	at Chi	Barry Sanders	120	26
12/17/89	TB	Barry Sanders	104	21
12/24/89	at Atl	Barry Sanders	158	20
11/4/90	Was	Barry Sanders	104	11
11/20/90	Den	Barry Sanders	147	23
12/10/90	LARm	Barry Sanders	176	25
12/22/90	at GB	Barry Sanders	133	19



THE RECORDS SECTION

Detroitlions.com
Media.Detroitlions.com

9/15/91	Mia	Barry Sanders	143	32
9/22/91	at Ind	Barry Sanders	179	30
9/29/91	TB	Barry Sanders	160	27
10/6/91	Min	Barry Sanders	116	25
11/10/91	at TB	Barry Sanders	113	23
11/24/91	at Min	Barry Sanders	220	23
12/8/91	NYJ	Barry Sanders	114	20
12/22/91	at Buf	Barry Sanders	108	26
9/6/92	at Chi	Barry Sanders	109	19
10/25/92	at TB	Barry Sanders	122	21
11/8/92	Dal	Barry Sanders	108	18
11/22/92	at Cin	Barry Sanders	151	29
12/6/92	at GB	Barry Sanders	114	16
12/20/92	Chi	Barry Sanders	113	20
12/28/92	at SF	Barry Sanders	104	19
9/12/93	at NE	Barry Sanders	148	32
9/12/93	at TB	Barry Sanders	130	30
10/17/93	sea	Barry Sanders	101	22
11/7/93	TB	Barry Sanders	187	29
12/12/93	at Pho	Derrick Moore	107	20
1/2/94	GB	Eric Lynch	115	30
9/4/94	Atl	Barry Sanders	120	27
9/19/94	at Dal	Barry Sanders	194	40
9/25/94	NE	Barry Sanders	131	18
10/2/94	at TB	Barry Sanders	166	20
10/23/94	Chi	Barry Sanders	167	23
10/30/94	at NYG	Barry Sanders	146	26
11/13/94	TB	Barry Sanders	237	26
12/4/94	GB	Barry Sanders	188	20
12/10/94	at NYJ	Barry Sanders	127	23
12/17/94	Min	Barry Sanders	110	17
9/3/95	at Pit	Barry Sanders	108	21
9/17/95	Arz	Barry Sanders	147	24
10/8/95	Cle	Barry Sanders	157	18
11/15/95	at GB	Barry Sanders	124	18
10/29/95	GB	Barry Sanders	167	22
11/19/95	at Chi	Barry Sanders	120	24
11/23/95	Min	Barry Sanders	138	24
9/1/96	at Min	Barry Sanders	163	24
9/8/96	TB	Barry Sanders	125	20
10/13/96	at GB	Barry Sanders	152	20
11/17/96	sea	Barry Sanders	134	16
11/24/96	at Chi	Barry Sanders	107	21
12/8/96	Min	Barry Sanders	134	20
12/23/96	at SF	Barry Sanders	175	28
9/14/97	at Chi	Barry Sanders	161	19
9/21/97	at NO	Barry Sanders	113	18
9/28/97	GB	Barry Sanders	139	28
10/5/97	at Buf	Barry Sanders	107	25
10/12/97	at TB	Barry Sanders	215	24
10/19/97	NYG	Barry Sanders	105	24
11/2/97	at GB	Barry Sanders	105	23
11/9/97	at Was	Barry Sanders	105	15
11/16/97	Min	Barry Sanders	108	19
11/23/97	Ind	Barry Sanders	216	24
11/27/97	Chi	Barry Sanders	167	19
12/7/97	at Mia	Barry Sanders	137	30
12/14/97	at Min	Barry Sanders	138	19
12/21/97	NYJ	Barry Sanders	184	23
9/13/98	Cin	Barry Sanders	185	26
9/28/98	TB	Barry Sanders	131	27
10/15/98	GB	Barry Sanders	155	25
10/25/98	Min	Barry Sanders	127	24
11/1/98	Arz	Barry Sanders	107	27
11/8/98	at Phi	Barry Sanders	140	20
11/15/98	Chi	Barry Sanders	114	24
12/6/98	at Jax	Barry Sanders	102	18
10/31/99	TB	Greg Hill	123	16
10/1/00	Min	James Stewart	123	20
10/19/00	at TB	James Stewart	116	29
12/17/00	at NYJ	James Stewart	164	37
10/14/01	at Min	James Stewart	108	16
11/22/01	GB	James Stewart	102	14
10/20/02	Chi	James Stewart	172	32
11/10/02	at GB	James Stewart	122	15
12/14/03	at KC	Shawn Bryson	105	18
12/14/04	at Min	Kevin Jones	100	19
12/5/04	Arz	Kevin Jones	196	26
12/12/04	at GB	Kevin Jones	156	33
12/26/04	Chi	Kevin Jones	123	25
10/15/06	Buf	Kevin Jones	127	23
11/5/06	Atl	Kevin Jones	110	26
10/28/07	Chi	Kevin Jones	105	23
12/23/07	KC	T.J. Duckett	102	15
11/16/08	at Car	Kevin Smith	112	24
9/27/09	Was	Kevin Smith	101	16
12/20/09	Arz	Maurice Morris	126	17
12/19/10	at TB	Maurice Morris	109	15
10/10/11	Chi	Jahvid Best	163	12
11/12/11	Car	Kevin Smith	140	16
9/23/12	at Ten	Mikel Leshoure	100	26

Most 100-Yard Rushing Games

Rk	Player	G	Years
1	Barry Sanders	76	1989-98
2	Billy Sims	23	1980-84
3t	Kevin Jones	7	2004-07
3t	James Stewart	7	2000-03
5	Nick Pietrosante	6	1959-65
6t	Mel Farr	5	1967-73
6t	Dexter Bussey	5	1974-84
8t	Altie Taylor	4	1969-76
8t	James Jones	4	1983-88

10t	Bob Hoernschemeyer	3	1950-55
10t	Steve Owens	3	1970-75
10t	Tom Watkins	3	1962-67
13t	Dutch Clark	2	1934-38
13t	Emie Caddell	2	1934-38
13t	Arnes Marsh	2	1965-67
13t	Lew Carpenter	2	1953-55
13t	John Henry Johnson	2	1957-59
13t	Rick Kane	2	1977-83, 85
13t	Horace King	2	1975-83
13t	Maurice Morris	2	2009-11
21t	Ace Gutowsky	1	1934-38
21t	Bill Shepherd	1	1935-40
21t	Camp Wilson	1	1946-49
21t	Frank Sinkwich	1	1943-44
21t	Gene Gedman	1	1953, 56-58
21t	Dan Lewis	1	1959-64
21t	Wally Triplett	1	1949-50
21t	Bobby Layne	1	1950-58
21t	Don McIlhenny	1	1956
21t	Lawrence Gaines	1	1976-79
21t	Garry James	1	1986-88
21t	Derrick Moore	1	1993-94
21t	Eric Lynch	1	1982-96
21t	Greg Hill	1	1999
21t	Shawn Bryson	1	2003-06
21t	T.J. Duckett	1	2007
21t	Jahvid Best	1	2010-
21t	Kevin Smith	1	2008-2010, 2011-
21t	Mikel Leshoure	1	2011-

Most 200-Yard Rushing Games

Rk	Player	G	Years
1	Barry Sanders	4	1989-98

RECEIVING

100-Yard Receiving Games (since 1934)

Date	Opp	Player	Yds	Rec
11/26/44	Cle	Dave Diehl	114	-
10/7/45	GB	John Greene	123	-
11/11/45	Chi	John Greene	120	-
11/7/47	Chi	John Greene	106	-
12/1/47	GB	Ralph Heywood	128	-
10/9/48	Bos	John Greene	106	-
10/31/48	GB	Joe Margucci	100	-
11/14/48	Was	Bob Mann	147	-
11/23/50	NYJ	Cloyce Box	123	4
12/3/50	at Bal	Cloyce Box	302	12
9/30/51	Was	Bill Swiaci	121	10
12/7/52	ChiB	Cloyce Box	172	5
12/13/52	at Dal	Cloyce Box	202	7
9/27/53	Pit	Cloyce Box	138	5
10/24/54	at SF	Doak Walker	125	7
11/14/54	SF	Doak Walker	119	2
11/19/55	at Pit	Dave Middleton	102	5
10/6/56	at Bal	Dorne Dibble	106	3
12/2/56	Chi	Dave Middleton	146	7
10/20/57	at Bal	Howard Cassidy	113	6
11/3/57	SF	James Doran	150	7
11/17/57	SF	James Doran	137	6
10/5/58	at GB	James Doran	133	4
10/12/58	LARm	James Doran	102	4
11/26/59	GB	James Gibbons	103	7
10/9/60	SF	Gail Cogdill	115	8
10/8/61	Chi	Terry Barr	101	5
10/29/61	at LARm	Gail Cogdill	103	4
11/12/61	at StL	Terry Barr	113	4
12/17/61	Phi	Gail Cogdill	171	7
9/23/62	SF	Gail Cogdill	147	4
9/30/62	at Bal	Terry Barr	153	5
10/21/62	at NYG	Gail Cogdill	106	3
12/2/62	Bal	Gail Cogdill	137	6
12/9/62	Min	Gail Cogdill	103	9
9/29/63	Chi	Gail Cogdill	119	4
10/13/63	at Dal	Gail Cogdill	150	4
10/27/63	Min	Terry Barr	101	3
11/3/63	at SF	Terry Barr	135	10
11/10/63	at Bal	Terry Barr	101	1
11/17/63	LARm	Gail Cogdill	107	5
11/17/63	LARm	Terry Barr	100	6
11/24/63	at Min	Terry Barr	119	7
12/8/63	Cle	Terry Barr	118	4
9/13/64	at SF	Terry Barr	108	3
9/13/64	at SF	Gail Cogdill	116	9
9/19/64	at LARm	Terry Barr	108	9
10/4/64	NYG	Terry Barr	118	3
10/23/64	at SF	Pat Studstill	128	4
11/1/64	LARm	Gail Cogdill	165	7
11/22/64	MIN	Terry Barr	165	7
11/16/65	SF	James Gibbons	112	5
10/17/65	GB	Terry Barr	112	5
10/31/65	at LARm	Terry Barr	103	3
10/9/66	at LARm	Pat Studstill	142	6
10/16/66	at Bal	Pat Studstill	141	6
10/30/66	GB	Pat Studstill	164	7
11/6/66	at Chi	Pat Studstill	125	7
11/13/66	at Min	Pat Studstill	116	9
10/1/67	at StL	Pat Studstill	107	5
9/15/68	at Dal	Earl McCullough	132	5
12/8/68	at Atl	Bill Gambrell	105	4
12/15/68	at Was	Charlie Sanders	133	10
11/6/69	SfL	Earl McCullough	117	5
10/18/70	at Cle	Larry Walton	158	4
10/17/71	at Hou	Altie Taylor	122	4



THE RECORDS SECTION

Detroitlions.com
Media.Detroitlions.com

9/17/72	at NYG	John Hilton	120	3	11/26/98	Pit	Herman Moore	148	8
10/8/72	at Atl	Ron Jessie	102	3	12/6/98	at Jax	Herman Moore	116	7
10/22/72	SD	Larry Walton	101	7	12/27/98	at Bal	Herman Moore	120	10
9/16/73	at Pit	Ron Jessie	141	8	9/12/99	at Sea	Germane Crowell	141	7
9/16/74	at LArM	Ron Jessie	139	8	9/19/99	GB	Johnnie Morton	119	4
10/20/74	at Min	Ron Jessie	116	10	11/7/99	StL	Germane Crowell	163	8
10/27/74	GB	Charlie Sanders	146	7	11/14/99	at Arz	Germane Crowell	142	5
10/19/75	at Min	Ray Jarvis	100	6	11/14/99	at Arz	Johnnie Morton	110	4
12/7/75	Chi	Marlin Briscoe	119	5	11/21/99	at GB	Germane Crowell	112	8
10/31/76	Ray Jarvis	163	6	11/25/99	Was	Johnnie Morton	122	5	
11/14/76	at NO	Ray Jarvis	111	7	12/12/99	at TB	Johnnie Morton	107	7
11/12/78	TB	David Hill	106	7	12/19/99	at Chi	Johnnie Morton	100	8
11/17/79	TB	Freddie Scott	148	9	1/2/00	at Min	Johnnie Morton	128	10
10/5/80	at Atl	Freddie Scott	107	5	1/2/00	at Min	Germane Crowell	120	8
12/14/80	TB	Leonard Thompson	106	5	11/30/00	at Min	Larry Foster	106	8
10/19/81	Chi	Freddie Scott	110	3	9/3/01	at GB	Johnnie Morton	111	5
10/19/81	Chi	Leonard Thompson	118	3	9/23/01	at Cle	Johnnie Morton	100	10
11/8/81	at Was	Freddie Scott	156	8	10/14/01	at Min	Germane Crowell	125	9
9/19/82	at LArM	Billy Sims	103	5	10/21/01	Ten	Johnnie Morton	113	9
12/19/82	Min	Leonard Thompson	161	5	11/18/01	at Arz	Johnnie Morton	153	7
9/11/83	Cle	Leonard Thompson	179	8	11/10/02	at GB	Az-Zahir Hakim	143	7
9/25/83	at Min	Mark Nichols	100	9	12/9/02	Min	Bill Schroeder	132	6
10/21/84	at Min	Mark Nichols	117	7	9/26/04	Phi	Roy Williams	135	6
11/4/84	Phi	Ken Jenkins	128	8	11/7/04	Was	Az-Zahir Hakim	120	7
11/22/84	GB	Mark Nichols	108	4	12/19/04	Min	Az-Zahir Hakim	108	4
10/6/85	at GB	Jeff Chadwick	112	7	12/19/04	Min	Roy Williams	104	7
10/27/85	Mia	Leonard Thompson	133	6	10/16/05	Car	Marcus Pollard	105	3
11/28/85	NVJ	Leonard Thompson	115	7	11/6/05	at Min	Scottie Vines	109	9
12/15/85	GB	Carl Bland	109	7	11/13/05	Arz	Roy Williams	139	8
12/22/85	Cle	Pete Mandley	127	5	12/24/05	at NO	Roy Williams	111	4
12/22/85	Chi	Leonard Thompson	101	9	9/24/06	GB	Roy Williams	138	7
9/21/86	TB	Jeff Chadwick	106	5	10/1/06	at StL	Roy Williams	139	9
11/2/86	Cin	Jeff Chadwick	100	6	10/15/06	Buf	Roy Williams	161	10
11/16/86	at Phi	Jeff Chadwick	139	9	10/22/06	at NYJ	Mike Furrey	109	9
11/27/86	GB	Jeff Chadwick	121	3	11/5/06	at NYJ	Roy Williams	129	6
9/20/87	at LArM	Pete Mandley	110	7	11/23/06	Mia	Roy Williams	126	6
10/2/88	at SF	Pete Mandley	116	7	12/3/06	at NE	Mike Furrey	123	9
9/17/89	at NYG	Richard Johnson	172	9	12/24/06	Chi	Mike Furrey	107	10
10/1/89	Pit	Robert Clark	124	6	12/31/06	at Dal	Roy Williams	104	11
11/5/89	at Hou	Robert Clark	141	6	12/31/06	at Dal	Mike Furrey	102	11
12/31/89	NO	Richard Johnson	160	7	11/6/07	Min	Roy Williams	111	7
12/24/89	Richard Johnson	135	7	9/23/07	at Phi	Roy Williams	204	9	
9/9/90	TB	Robert Clark	117	6	11/18/07	NYG	Shaun McDonald	113	7
10/14/90	at KC	Barry Sanders	135	5	11/18/07	NYG	Roy Williams	106	6
10/28/90	at NO	Robert Clark	127	6	12/16/07	at SD	Calvin Johnson	102	5
9/8/91	GB	Robert Clark	143	10	9/7/08	at Atl	Calvin Johnson	107	7
11/10/91	at TB	Brett Perriman	127	6	9/14/08	GB	Calvin Johnson	129	6
9/6/92	at Chi	Willie Green	114	5	10/19/08	at Hou	Calvin Johnson	154	2
9/27/92	TB	Brett Perriman	117	9	12/14/08	at Ind	Calvin Johnson	110	9
10/15/92	at Min	Brett Perriman	124	8	12/28/08	at GB	Calvin Johnson	102	9
10/25/92	at TB	Herman Moore	108	3	10/4/09	at Chi	Calvin Johnson	133	8
11/15/92	at Pit	Willie Green	115	6	11/22/09	Cle	Calvin Johnson	161	7
12/6/92	at GB	Herman Moore	114	3	12/6/09	at Cin	Calvin Johnson	123	6
12/20/92	Chi	Herman Moore	108	3	9/19/10	Phi	Ja'waid Best	154	9
9/6/93	Atl	Herman Moore	113	4	9/19/10	Phi	Brandon Pettigrew	108	7
9/26/93	Pho	Willie Green	102	3	10/17/10	at NYG	Calvin Johnson	146	5
10/24/93	at LArM	Herman Moore	120	6	10/31/10	Was	Calvin Johnson	101	9
10/31/93	at Min	Herman Moore	113	3	11/7/10	NVJ	Nate Burleson	113	7
10/30/94	at NYG	Herman Moore	106	6	11/14/10	at Buf	Calvin Johnson	128	10
11/6/94	at GB	Herman Moore	151	8	12/19/10	at TB	Calvin Johnson	152	10
11/20/94	at Chi	Brett Perriman	120	6	9/25/11	at Min	Calvin Johnson	108	7
11/24/94	Buf	Herman Moore	169	7	9/25/11	at Min	Brandon Pettigrew	112	11
9/5/95	at Pit	Herman Moore	131	10	10/10/11	Chi	Calvin Johnson	130	5
9/17/95	Arz	Brett Perriman	114	7	10/16/11	SF	Calvin Johnson	113	5
9/25/95	at NYG	Brett Perriman	125	9	10/23/11	Atl	Calvin Johnson	115	5
10/8/95	Cle	Herman Moore	125	9	10/30/11	at Den	Calvin Johnson	125	6
10/22/95	at Was	Herman Moore	102	10	12/18/11	at Oak	Calvin Johnson	214	9
10/22/95	at Was	Brett Perriman	115	6	12/24/11	SD	Calvin Johnson	102	4
10/29/95	GB	Herman Moore	147	6	11/1/12	at GB	Calvin Johnson	244	11
11/5/95	at Atl	Herman Moore	176	9	1/1/12	at GB	Brandon Pettigrew	116	7
11/12/95	TB	Herman Moore	104	9	9/12/12	StL	Calvin Johnson	111	6
11/12/95	Chi	Brett Perriman	125	10	9/23/12	at Ten	Calvin Johnson	164	10
11/19/95	at TB	Brett Perriman	142	12	10/14/12	at Phi	Calvin Johnson	135	6
11/23/95	Min	Herman Moore	127	8	10/28/12	SEA	Titus Young	100	9
11/23/95	Min	Johnnie Morton	102	7	11/14/12	at Jax	Calvin Johnson	129	7
11/23/95	Min	Brett Perriman	153	12	11/12/12	at Min	Calvin Johnson	207	12
12/4/95	Chi	Herman Moore	183	14	11/12/12	GB	Calvin Johnson	143	10
12/10/95	at Hou	Herman Moore	105	7	11/22/12	Hou	Calvin Johnson	140	8
12/10/95	at Hou	Brett Perriman	128	6	12/2/12	Ind	Calvin Johnson	171	13
12/23/95	at TB	Herman Moore	105	10	12/9/12	at GB	Calvin Johnson	118	10
12/23/95	at TB	Brett Perriman	135	5	12/16/12	at Ari	Calvin Johnson	121	10
9/1/96	at Min	Herman Moore	157	12	12/22/12	Atl	Calvin Johnson	225	11
9/12/96	Chi	Johnnie Morton	174	7					
9/29/96	at TB	Herman Moore	104	9					
10/6/96	Atl	Herman Moore	107	3					
10/13/96	at Oak	Herman Moore	109	10					
10/13/96	at Oak	Johnnie Morton	109	8					
11/28/96	KC	Brett Perriman	131	8					
12/15/96	Min	Herman Moore	106	6					
8/31/97	Atl	Herman Moore	115	7					
9/7/97	TB	Johnnie Morton	102	4					
9/7/97	TB	Barry Sanders	102	8					
9/21/97	NO	Herman Moore	111	11					
9/28/97	at Buf	Herman Moore	105	6					
9/25/97	at TB	Herman Moore	120	5					
10/12/97	Min	Herman Moore	130	10					
11/17/97	Chi	Johnnie Morton	120	7					
12/7/97	at Mia	Johnnie Morton	171	9					
9/6/98	at GB	Herman Moore	100	9					
10/4/98	at Chi	Johnnie Morton	138	14					
11/1/98	Arz	Johnnie Morton	115	7					
11/15/98	Chi	Johnnie Morton	109	5					

Most 100-Yard Receiving Games

Rk	Player	G	Years
1	Herman Moore	34	1991-01
2	Calvin Johnson	32	2007-18
3	Johnnie Morton	18	1994-01
4	Terry Barr	17	1957-65
5	Brett Perriman	14	1991-96
6	Roy Williams	13	2004-09
8	Gail Cogdill	12	1960-68
9c	Pat Studstill	7	1961-67
9c	Leonard Thompson	7	1975-86
9c	Germane Crowell	7	1989-02
12t	Cloyce Box	5	1949-50, 52-54
12t	Jeff Chadwick	5	1983-89
14t	John Greene	4	1944-50
14t	James Doran	4	1951-59
14t	Ron Jessie	4	1971-74
14t	Freddie Scott	4	1978-83
14t	Robert Clark	4	1989-91
14t	Mike Furrey	4	2006-08



THE RECORDS SECTION

Detroitlions.com
Media.Detroitlions.com

20t	Ray Jarvis	3	1974-78
20t	Mark Nichols	3	1981-87
20t	Richard Johnson	3	1989-90
20t	Willie Green	3	1991-93
20t	Az-Zahir Hakim	3	2002-04, 06
20t	Brandon Pettigrew	3	2009-
26t	Doak Walker	2	1950-55
26t	Dave Middleton	2	1955-60
26t	James Gibbons	2	1958-68
26t	Earl McCullough	2	1968-73
26t	Charlie Sanders	2	1968-77
26t	Larry Walton	2	1969-76
26t	Pete Mandley	2	1984-88
26t	Barry Sanders	2	1989-98
34t	Ralph Heywood	1	1947
34t	Bill Gambrell	1	1968
34t	Dave Diehl	1	1939-40, 44-45
34t	Joe Margucci	1	1947-48
34t	Bob Marin	1	1948-49
34t	Dorne Dibble	1	1951, 53-57
34t	Bill Swiacki	1	1951-52
34t	Howard Cassady	1	1956-61, 63
34t	Attie Taylor	1	1969-76
34t	John Hilton	1	1972-73
34t	Marlin Briscoe	1	1975-76
34t	David Hill	1	1976-82
34t	Billy Sims	1	1980-84
34t	Ken Jenkins	1	1983-84
34t	Carl Bland	1	1984-88
34t	Larry Foster	1	2000-02
34t	Bill Schroeder	1	2002-03
34t	Scottie Vines	1	2004-05
34t	Marcus Pollard	1	2005-06
34t	Shaun McDonald	1	2007-08
34t	Jahvid Best	1	2010-
34t	Nate Burleson	1	2010-
84t	Titus Young	1	2011-

200-Yard Receiving Games

Rk	Player	G	Years
1	Calvin Johnson	4	2007-
2	Cloyce Box	2	1949-50, 52-54
3t	Richard Johnson	1	1989-90
3t	Roy Williams	1	2004-08

Most 300-Yard Receiving Games

Rk	Player	G	Years
1	Cloyce Box	1	1949-50, 52-54



THE LAST TIME...

RUSHING

150-199 YDS

Lions.....J. Best, 163 vs. Chi 10/10/11
Opp.....A. Peterson, 171 at Min 11/11/12

200+ YDS

Lions.....B. Sanders, 216 vs. Ind 11/23/97
Opp.....M. Turner 220 at Atl 9/7/08

RUN OF 75+ YDS

Lions.....J. Best, 88t vs. Chi 10/10/11
Opp.....J. Forsett, 81t vs. Hou 11/22/12

THREE RUSHING TD

Lions.....J. Stewart, at TB 10/19/00
Opp.....L. McCoy vs. Phi 9/19/10

FOUR RUSHING TD

Lions.....B. Sanders, at Min 11/24/91
Opp.....Never Happened

30-34 ATTEMPTS

Lions.....K. Jones, 33 at GB 12/12/04
Opp.....C. Portis, 34 vs. Was 11/7/04

35-39 ATTEMPTS

Lions.....J. Stewart, 37 at NYJ 12/17/00
Opp.....C. Benson, 36 at Cin 12/6/09

40+ ATTEMPTS

Lions.....B. Sanders, 40 at Dal (OT) 9/19/94
Opp.....Never Happened

300+ YDS TEAM RUSHING

Lions.....330, at LaRm 9/7/80
Opp.....308 at Bal 12/13/09

100+ YDS IN ONE HALF

Lions.....J. Best, 151 vs. Chi 10/10/11
Opp.....A. Peterson, 134 at Min 11/11/12

RECEIVING

200-299 YDS

Lions.....C. Johnson 225 vs. Atl 12/12/12
Opp.....S. Rice, 201 at Min 11/15/09

300+ YDS

Lions.....C. Box, 302 vs. Bal 12/3/50
Opp.....J. Benton, 303 vs. Cle 11/22/45

TWO 100-YD RECEIVERS

Lions.....C. Johnson 140 and R. Broyles 126 vs. Hou 11/22/12
Opp.....D. Driver, 111 and G. Jennings, 101 at GB 12/28/08

THREE 100-YD RECEIVERS

Lions.....B. Perriman, 153; H. Moore, 127; J. Morton, 102 vs. MIN 11/23/95
Opp.....Never Happened

BACK-TO-BACK 100-YD GAMES

Lions.....C. Johnson, 121 at Ari 12/16/12 and 225 vs. Atl 12/22/12
Opp.....T. Hilton, 100 vs Ind 12/2/12 and R. Cobb, 102 at GB 12/9/12

THREE-STRAIGHT 100-YD GAMES

Lions.....C. Johnson, 118 at GB 12/9/12, 121 at Ari 12/16/12 and 225 at Atl 12/22/12
Opp.....A. Johnson, 188 vs Hou 11/22/12, T. Hilton, 100 vs Ind 12/2/12 and R. Cobb, 102 at GB 12/9/12

FOUR STRAIGHT 100-YD GAMES

Lions.....C. Johnson, 171 vs. Ind 12/2/12, 118 at GB 12/9/12, 121 at Ari 12/16/12 and Atl 12/22/12
Opp.....S. Rice, 201 at Min 11/15/09; M. Massaquoi, 115 vs. Cle 11/22/09; D. Driver, 142 vs. GB 11/26/2009 and C. Ochocinco, 137 at Cin 12/6/2009

75+ YD RECEPTION

Lions.....C. Johnson, 87t at NYG 10/17/10
Opp.....D. Branch, 79t vs. NE 11/25/10

10-11 RECEPTIONS

Lions.....C. Johnson, 11 Atl 12/22/12
Opp.....P. Harvin, 10 vs. Min 12/11/11

12+ RECEPTIONS

Lions.....C. Johnson, 13 vs Ind 12/2/12
Opp.....D. Amendola 12 vs. StL 10/10/10

THREE TD RECEPTIONS

Lions.....C. Johnson vs. Wash 10/31/10
Opp.....M. Jones-Drew vs. Jax 11/9/08

FOUR TD RECEPTIONS

Lions.....C. Box, at Bal 12/3/50
Opp.....P. Warfield, at Mia 12/15/73

COMBINED YARDS

100-YD RUSHER, 100-YD RECEIVER

Lions.....M. Leshoure 100 (rush), C. Johnson 164 (rec) at Ten 9/23/12
Opp.....M. Forte 103 (rush), E. Bennett 109 (rec) vs. Chi 12/30/12

300-YARD PASSER, 100-YD RUSHER, 100-YD RECEIVER

Lions.....J. Kitna 321 (pass), K. Jones 110 (rush), R. Williams 138 (rec) vs. Atl 11/5/06
Opp.....B. Favre 344 (pass), A. Peterson 133 (rush), S. Rice 201 (rec) at Min 11/15/09

PASSING

40-49 ATTEMPTS

Lions.....M. Stafford, 42 vs Chi 12/30/12
Opp.....M. Schaub, 48 vs Hou 11/22/12

50-59 ATTEMPTS

Lions.....M. Stafford, 56 Atl 12/22/12
Opp.....A. Luck, 54 vs. Ind 12/2/12

60+ ATTEMPTS

Lions.....M. Stafford, 61 vs. Hou 11/22/12
Opp.....C. Miller, 66 at Atl 12/24/09

30-34 COMPLETIONS

Lions.....M. Stafford, 31 vs. Hou 11/22/12
Opp.....M. Flynn, 31 at GB 1/1/12

35-39 COMPLETIONS

Lions.....M. Stafford, 37 Atl 12/22/12
Opp.....M. Hasselbeck, 39 at Sea 11/8/09

40+ COMPLETIONS

Lions.....Never Happened
Opp.....J. Ruthledge, 43 vs. WAS 11/4/90

300-399 YDS

Lions.....M. Stafford, 313 vs. Ind 12/2/12
Opp.....A. Luck, 391 vs. Ind 12/2/12

400+ YDS

Lions.....M. Stafford, 443 vs. Atl 12/22/12
Opp.....M. Flynn, 480 at GB 1/1/12

THREE TD PASSES

Lions.....M. Stafford, vs Chi 12/30/12
Opp.....M. Ryan, at Atl 12/22/12

FOUR TD PASSES

Lions.....M. Stafford, at Oak 12/18/11
Opp.....A. Luck, vs. Ind 12/2/12

FIVE+ TD PASSES

Lions.....M. Stafford, 5 at GB 1/1/12
Opp.....M. Flynn, 6 at GB 1/1/12

FIVE INTERCEPTIONS

Lions.....M. Stafford, at Seattle 11/8/09
Opp.....T. Kramer, vs. Min 9/28/80

SIX INTERCEPTIONS

Lions.....B. Layne, at Cle (NFL Championship) 12/26/54
Opp.....J. Brodie, vs. SF 11/4/73

SEVEN+ INTERCEPTIONS

Lions.....Ty Detmer, at Cle 9/23/01
Opp.....Never Happened

TD OFF A HALFBACK PASS

Lions.....J. Jones to G. Danielson, 22t vs. Phi 11/4/84
Opp.....C. Portis to L. Coles, 15t vs. Was 11/7/04

TD OFF FLEA FLICKER

11/24/94.....D. Krieg to H. Moore (handoff to B. Sanders) 51t vs. BUF

DEFENSE

SHUTOUT

Lions.....at TB, 9/29/96
Opp.....at GB, 10/18/09

SAFETY

Lions.....K. Vanden Bosch tackled M. Turner in end zone vs Atl 12/22/12
Opp.....A. Smith sacked Stafford in end zone vs. SF 10/16/11

FUMBLE RECOVERED IN END ZONE FOR TD

Lions.....S. Tulloch vs. Min 12/11/11 (Vikings QB C. Ponder fumble)
Opp.....B. Leber at Min 10/8/06 (Lions QB J. Kitna fumble)

FUMBLE RETURN TD

Lions.....C. Avril, 24 at Den 10/30/11
Opp.....M. Daniels, 43 at GB 12/9/12

INTERCEPTION RETURN TD

Lions.....C. Avril, 4 vs. SD 12/24/11
Opp.....G. Toler, 102 at Ari 12/16/12

70+ YD INTERCEPTION RETURN

Lions.....C. Houston, 100t at Den 10/30/11
Opp.....G. Toler, 102 at Ari 12/16/12

THREE INTERCEPTIONS

Lions.....K. Shultz, at Chi 9/24/00
Opp.....B. Williams, at Min 11/23/03

FOUR INTERCEPTIONS

Lions.....D. Doll, vs. ChiC 10/23/49
Opp.....B. Dillon, vs. GB 11/26/53

THREE SACKS

Lions.....D. White, 3.0 vs. TB 10/21/07
Opp.....J. Watt, 3.0 vs. Hou 11/22/12

FOUR SACKS

Lions.....K. Ferguson, 4.0 at Phi 11/16/86
Opp.....K. Williams, 4.0 at Min 10/12/08



THE RECORDS SECTION

Detroitlions.com
Media.Detroitlions.com

FIVE+ SACKS

Lions W. Gay, 5.5 at TB 9/4/83
Opp Never Happened

RUSHING LESS THAN 50 YDS

Lions 20, at Min 9/25/11
Opp 47, vs. Den 11/4/07

FORCED FOUR TURNOVERS

Lions Car 11/20/11
Opp at Car 11/16/08

FORCED FIVE OR MORE TURNOVERS

Lions 5, vs. GB 11/27/03
Opp 6, at Chi 11/3/11

SPECIAL TEAMS

FOUR FIELD GOALS

Lions J. Hanson vs. Ind 12/2/12
Opp O. Mare vs. Chi 12/30/12

FIVE FIELD GOALS

Lions J. Hanson, vs. GB 11/27/03
Opp J. Feely, at Atl 12/22/02

SIX FIELD GOALS

Lions J. Hanson vs. Min 10/17/99
Opp Never Happened

50-54 YD FIELD GOAL

Lions J. Hanson, 52 vs. Ind 12/2/12
Opp J. Feely, 51 at Ari 12/16/12

55-59 YD FIELD GOAL

Lions D. Reynier, 55 vs. Min 1/2/11
Opp D. Akers, 55 vs. SF 10/16/11

60+ YD FIELD GOAL

Lions Never Happened
Opp T. Dempsey, 63 at NO 11/8/70 (NFL record)

KICKED GAME-WINNING FG (4TH QUARTER/OT)

Lions J. Hanson, 45 yds (OT) at Phi 10/14/12
Opp S. Graham, 32 yds (OT) vs. Hou 11/22/12

FIELD GOAL BLOCKED

Lions L. Jackson at Chi 10/22/12
Opp G. Sensabaugh vs. Jax 11/9/08

FG BLOCK RETURN TD

Lions S. Rogers block, Bracy Walker 92t at Chi 9/12/04
Opp D. Mitchell, 69t, vs. Ten 10/21/01

MISSED PAT

Lions N. Suh, vs. NYJ 11/7/10
Opp M. Vanderjagt, vs. Ind 11/25/04

EXTRA POINT BLOCK

Lions J. DeVries (R. Longwell kick) vs. Min 10/8/06
Opp I. Idonije (J. Hanson kick) vs. Chi 9/30/07

TD OFF FAKE FG

Lions J. Reed to Ed O'Neil, 32t, vs. ATL 9/19/76
Opp J. Brown to D. Fells, 36t, vs. STL 11/1/09

PUNTED 10-11 TIMES

Lions N. Harris, 10 vs. Was 11/7/04
Opp D. Stryzinski, 10 vs. ATL 11/12/00

12+ PUNTS

Lions W. Summers, 12 at SF 10/23/77
Opp C. Kinscherf, 14 vs. NYG 11/7/43

15+ PUNTS COMBINED

Lions N. Harris, 8-376 (47.0) at Ari 12/16/12
Opp D. Zastudil 9-398 (44.2) at Ari 12/16/12

BLOCKED PUNT

Lions C. FitzSimmons vs. KC 12/23/07
Opp W. Harris vs. Was 11/7/04

BLOCKED PUNT TD RETURN

Lions B. Blades, vs. GB 11/1/92
Opp W. Harris, vs. Was 11/7/04

PUNT RETURN TD

Lions E. Drummond, 83t at Jax 11/14/04
Opp M. Sherels, 77t vs. Min 9/30/12

PUNT RETURN 50-59 YDS

Lions E. Drummond, 55t at Jax 11/14/04
Opp M. Sherels, 53 at Min 9/25/11

PUNT RETURN 60-69 YDS

Lions D. Howard, 68t vs. Was 12/5/99
Opp T. Campbell, 65 at Ten 9/23/12

PUNT RETURN 70-79 YDS

Lions S. Logan, 71 vs. Was 10/31/10
Opp M. Sherels, 77t vs. Min 9/30/12

PUNT RETURN 80-89 YDS

Lions E. Drummond, 83t at Jax 11/14/04
Opp D. Hester, 82t at Chi 11/13/11

PUNT RETURN 90+ YDS

Lions D. Howard, 95t at NO 9/3/00
Opp B. McCann 97t at Dal 11/21/10

KICKOFF RETURN TD

Lions S. Logan, 105 vs. Was 10/31/10
Opp P. Harvin, 105 vs. Min 9/30/12

KICKOFF RETURN 70-79 YDS

Lions A. Cason, 74 vs. GB 11/22/07
Opp S. Stroughter, 78 at TB 9/11/11

KICKOFF RETURN 80-89 YDS

Lions A. Brown, 87 at NO 9/13/09
Opp J. Azumah, 89t at Chi 10/26/03

KICKOFF RETURN 90+ YDS

Lions E. Drummond, 92t at Min 11/21/04
Opp B. Banks, 96t vs. Was 10/31/10

KICKOFF RETURN 100+ YDS

Lions S. Logan, 105t vs. Was 10/31/10
Opp P. Harvin, 105 vs. Min 9/30/12

TEAM

SCORED 40-49 POINTS

Lions 41 at Ten 9/23/12
Opp 44 at Ten 9/23/12

SCORED 50-59 POINTS

Lions 55 vs. Chi 11/27/97
Opp 51 at SD 12/16/07

SCORED 60+ POINTS

Lions Never Happened
Opp 65, at LaRm 10/29/50

TD ON FIRST OFFENSIVE PLAY

Lions A. Hakim 84-yd pass from J. Harrington, at GB 11/10/02
Opp K. Robinson 80-yd pass from B. Johnson, vs. Min 12/4/05

TD ON OPENING DRIVE

Lions M. Stafford 4-yd run at GB 12/9/12
Opp V. Davis 21-yd pass from A. Smith at SF 9/17/12

OVERTIME WIN

Lions at Phi 10/14/12
Opp Hou 11/22/12

400-499 YDS NET OFFENSE

Lions 451 vs. Ind 12/2/12
Opp 459 vs. Ind 12/2/12

500-599 YDS NET OFFENSE

Lions 522 vs. Atl 12/22/12
Opp 501 vs. Hou 11/22/12

600+ YDS TOTAL NET OFFENSE

Lions Never Happened
Opp 676, vs. WAS 11/4/90

20-24 FIRST DOWNS

Lions 21 vs. Ind 12/2/12
Opp 23 vs. Ind 12/2/12

25+ FIRST DOWNS

Lions 25 vs. Atl 12/22/12
Opp 26 vs. Hou 11/22/12

FOUR CONSECUTIVE WINS

48-3 vs. KC 9/18/11; 26-23 (OT) at Min 9/25/11; 34-30 at Dal 10/2/11; 24-13 vs. Chi 10/10/11

FIVE CONSECUTIVE WINS

27-20 at TB 9/11/11; 48-3 vs. KC 9/18/11; 26-23 (OT) at Min 9/25/11; 34-30 at Dal 10/2/11; 24-13 vs. Chi 10/10/11

SIX CONSECUTIVE WINS

24-17 at Chi 11/19/44; 38 vs. MIN 11/23/95; 27-7 vs. CHI 12/2/95; 24-17 at Hou 12/10/95; 44-0 vs. vs. Jax 12/17/95; 37-10 at TB 12/23/95

SEVEN CONSECUTIVE WINS

27-24 vs. TB 11/12/95; 24-17 at Chi 11/19/95; 44-38 vs. MIN 11/23/95; 27-7 vs. CHI 12/2/95; 24-17 at Hou 12/10/95; 44-0 vs. JAX 12/17/95; 37-10 at TB 12/23/95

EIGHT CONSECUTIVE WINS

3-0 at GB 10/7/34; 10-0 at Phi 10/14/34; 24-0 vs. Bos 10/17/34; 28-0 vs. BKN 10/22/34; 38-0 at StL 10/28/34; 40-7 vs. PIT 11/4/34; 17-13 vs. Chic 11/11/34; 40-7 vs. STL 11/18/34

NINE CONSECUTIVE WINS

7-3 vs. GB 12/12/10; 23-20 (ot) at TB 12/19/10; 34-27 at Mia 12/26/10; 20-13 vs. Min 1/2/10; 27-20 at TB 9/11/11; 48-3 vs. KC 9/18; 26-23 (ot) at Min 9/25/11; 34-30 at Dal 10/2/11; 24-13 vs. Chi 10/10/11

10 CONSECUTIVE WINS

9-0 vs. NY 9/23/34; 6-0 at CHIC 9/30/34; 3-0 at GB 10/7/34; 10-0 at Phi 10/14/34; 24-0 vs. BOS 10/17/34; 28-0 vs. BKN 10/22/34; 38-0 at Cin-StL 10/28/34; 40-7 vs. PIT 11/4/34; 17-13 vs. CHIC 11/11/34; 40-7 vs. STL 11/18/34

SCORELESS FIRST HALF

Det vs. GB 11/24/11

SCORELESS GAME

Det at NYG 11/7/43

2012 DETROIT LIONS
COACHING & SERIES RECORDS





COACHING & SERIES RECORDS

Detroitlions.com
Media.Detroitlions.com

DETROIT LIONS YEAR-BY-YEAR RESULTS

PORTSMOUTH SPARTANS (1930-1933)

Year	Coach	G	Regular Season						Home			Road			Post	Pre	Div. Finish	
			W	L	T	Pct	PF	PA	W	L	T	W	L	T	WL	W		L
1930	Tubby Griffen	14	5	6	3	.455	176	161	5	1	2	0	5	1				77th NFL
1931	Potsy Clark	14	11	3	0	.786	175	77	7	0	0	0	4	3	0			2nd NFL
1932	Potsy Clark	12	6	2	4	.750	116	71	2	0	0	4	2	2				3rd NFL Western
1933	Potsy Clark	11	6	5	0	.545	128	87	4	1	0	0	2	4	0			2nd NFL Western
Totals		51	28	16	7	.636	595	396	18	2	0	10	14	3	0	0	0	0

DETROIT LIONS (SINCE 1934)

Year	Coach	G	W	L	T	Pct	PF	PA	Home	W	L	T	Road	W	L	T	Post	Pre	W	L	T	Div. Finish
1934	Potsky Clark	13	10	3	0	.769	238	59	6	2	0	4	1	0	0	0	0	0	0	0	0	2nd Western
1935	Potsky Clark	12	7	3	2	.700	191	111	5	0	1	2	3	1	1	0	1	0	0	0	0	NFL Champions
1936	Potsky Clark	12	8	4	0	.667	235	102	5	1	0	3	3	0	0	0	0	0	0	0	0	3rd NFL Western
1937	Dutch Clark	11	7	4	0	.636	180	105	4	2	0	3	2	0	0	0	0	0	0	0	0	3rd NFL Western
1938	Dutch Clark	11	7	4	0	.636	119	108	4	3	0	3	1	0	0	0	0	0	0	0	0	2nd NFL Western
1939	Gus Henderson	11	6	5	0	.545	145	150	4	2	0	2	3	0	0	0	0	0	0	0	0	3rd NFL Western
1940	Potsky Clark	11	5	5	1	.500	138	153	3	3	0	2	2	1	0	0	0	0	0	0	0	3rd NFL Western
1941	Bill Edwards	11	4	6	1	.400	121	193	3	2	0	1	4	1	0	0	0	0	0	0	0	3rd NFL Western
1942	Bill Edwards	10	0	11	0	.000	38	263	0	7	0	0	0	0	0	0	0	0	0	0	0	5th NFL Western
1943	Gus Dorais	10	3	6	1	.333	178	238	2	2	1	1	4	0	0	0	0	0	0	0	0	3rd NFL Western
1944	Gus Dorais	10	6	3	1	.667	216	151	3	2	0	3	1	1	0	0	0	0	0	0	0	2nd NFL Western
1945	Gus Dorais	10	7	3	0	.700	195	134	3	1	0	4	2	0	0	0	0	0	0	0	0	2nd NFL Western
1946	Gus Dorais	11	1	10	0	.091	152	310	1	1	0	0	0	0	0	0	0	0	0	0	0	5th NFL Western
1947	Gus Dorais	12	3	9	0	.250	231	305	2	4	0	1	5	0	0	0	0	0	0	0	0	5th NFL Western
1948	Bo McMillin	12	2	10	0	.167	200	407	2	4	0	0	6	0	0	0	0	0	0	0	0	5th NFL Western
1949	Bo McMillin	12	4	8	0	.333	237	299	2	4	0	2	4	0	0	0	0	0	0	0	0	4th NFL Western
1950	Bo McMillin	12	6	6	0	.500	321	295	4	2	0	2	4	0	0	0	0	0	0	0	0	4th NFL Western
1951	Buddy Parker	12	7	4	1	.636	336	259	3	3	1	4	1	0	0	0	0	0	0	0	0	2nd NFL Western
1952	Buddy Parker	12	9	3	0	.750	344	192	5	1	0	4	2	0	0	0	0	0	0	0	0	NFL Champions
1953	Buddy Parker	12	10	2	0	.833	271	205	5	1	0	5	1	0	0	0	0	0	0	0	0	NFL Champions
1954	Buddy Parker	12	9	2	1	.818	337	189	5	0	1	4	2	0	0	0	0	0	0	0	0	NFL Runner-up
1955	Buddy Parker	12	3	9	0	.250	230	275	2	4	0	1	5	0	0	0	0	0	0	0	0	6th NFL Western
1956	Buddy Parker	12	9	3	0	.750	300	188	5	1	0	4	2	0	0	0	0	0	0	0	0	2nd NFL Western
1957	George Wilson	12	8	4	0	.667	251	231	5	1	0	3	3	0	0	0	0	0	0	0	0	NFL Champions
1958	George Wilson	12	4	7	1	.364	261	276	2	4	0	2	3	1	0	0	0	0	0	0	0	5th NFL Western
1959	George Wilson	12	3	8	1	.273	203	275	2	4	0	1	4	1	0	0	0	0	0	0	0	5th NFL Western
1960	George Wilson	12	7	5	0	.583	235	212	5	1	0	2	4	0	0	0	0	0	0	0	0	2nd NFL Western
1961	George Wilson	14	8	5	1	.615	270	258	2	5	0	6	0	0	0	0	0	0	0	0	0	2nd NFL Western
1962	George Wilson	14	11	3	0	.786	315	177	7	0	0	4	3	0	0	0	0	0	0	0	0	2nd NFL Western
1963	George Wilson	14	5	8	1	.385	326	265	3	3	1	2	5	0	0	0	0	0	0	0	0	4th NFL Western
1964	George Wilson	14	7	5	2	.583	280	260	3	3	1	4	2	1	0	0	0	0	0	0	0	4th NFL Western
1965	Harry Gilmer	14	6	7	1	.462	257	295	2	4	1	4	3	0	0	0	0	0	0	0	0	4th NFL Western
1966	Harry Gilmer	14	4	9	1	.308	206	317	3	4	0	1	5	1	0	0	0	0	0	0	0	6th NFL Western
1967	Joe Schmidt	14	5	7	2	.417	260	232	4	4	0	2	3	2	0	0	0	0	0	0	0	3rd NFL Central
1968	Joe Schmidt	14	4	8	2	.333	207	246	1	4	2	3	4	0	0	0	0	0	0	0	0	4th NFL Central
1969	Joe Schmidt	14	9	4	1	.692	299	193	5	2	0	4	2	1	0	0	0	0	0	0	0	2nd NFL Central
1970	Joe Schmidt	14	10	4	0	.714	347	202	6	1	0	4	3	0	0	0	0	0	0	0	0	2nd NFC Central
1971	Joe Schmidt	14	7	6	1	.538	341	286	3	4	0	4	2	1	0	0	0	0	0	0	0	2nd NFC Central
1972	Joe Schmidt	14	8	5	1	.607	339	290	5	2	0	3	3	1	0	0	0	0	0	0	0	2nd NFC Central
1973	Don McCafferty	14	6	7	1	.464	271	247	4	3	0	2	4	1	0	0	0	0	0	0	0	2nd NFC Central
1974	Rick Forzano	14	7	7	0	.500	256	270	5	2	0	2	5	0	0	0	0	0	0	0	0	2nd NFC Central
1975	Rick Forzano	14	7	7	0	.500	245	262	4	3	0	3	4	0	0	0	0	0	0	0	0	2nd NFC Central
1976	Rick Forzano*	14	6	8	0	.429	262	250	5	2	0	1	6	0	0	0	0	0	0	0	0	3rd NFC Central
1977	Tommy Hudspeth	14	6	8	0	.429	183	252	5	2	0	1	6	0	0	0	0	0	0	0	0	3rd NFC Central
1978	Monte Clark	16	7	9	0	.438	290	300	5	3	0	2	6	0	0	0	0	0	0	0	0	3rd NFC Central
1979	Monte Clark	16	2	14	0	.125	219	365	2	6	0	0	8	0	0	0	0	0	0	0	0	5th NFC Central
1980	Monte Clark	16	9	7	0	.563	334	272	6	2	0	3	5	0	0	0	0	0	0	0	0	3rd NFC Central
1981	Monte Clark	16	8	8	0	.500	387	322	7	1	0	1	7	0	0	0	0	0	0	0	0	2nd NFC Central
1982	Monte Clark	9	4	5	0	.444	181	176	2	3	0	2	2	0	0	0	0	0	0	0	0	4th NFC Central
1983	Monte Clark	16	9	7	0	.563	347	287	6	2	0	3	5	0	0	0	0	0	0	0	0	1st NFC Central
1984	Monte Clark	16	4	11	1	.281	283	408	2	5	1	2	6	0	0	0	0	0	0	0	0	4th NFC Central
1985	Darryl Rogers	16	7	9	0	.438	307	366	6	2	0	1	7	0	0	0	0	0	0	0	0	4th NFC Central
1986	Darryl Rogers	16	5	11	0	.313	277	325	1	7	0	4	3	0	0	0	0	0	0	0	0	3rd NFC Central
1987	Darryl Rogers	15	4	11	0	.267	269	384	1	6	3	0	5	0	0	0	0	0	0	0	0	5th NFC Central
1988	Darryl Rogers*	16	4	12	0	.250	220	313	2	6	0	2	6	0	0	0	0	0	0	0	0	4th NFC Central
1989	Wayne Fontes	16	7	9	0	.438	312	364	4	4	0	3	5	0	0	0	0	0	0	0	0	3rd NFC Central
1990	Wayne Fontes	16	6	10	0	.375	373	313	4	3	5	0	3	5	0	0	0	0	0	0	0	3rd NFC Central
1991	Wayne Fontes	16	12	4	0	.750	339	295	8	0	0	4	4	0	0	0	0	0	0	0	0	1st NFC Central
1992	Wayne Fontes	16	5	11	0	.313	273	332	3	5	0	2	6	0	0	0	0	0	0	0	0	5th NFC Central
1993	Wayne Fontes	16	10	6	0	.625	298	292	5	3	0	3	5	0	0	0	0	0	0	0	0	1st NFC Central
1994	Wayne Fontes	16	9	7	0	.563	357	362	4	2	0	3	5	0	0	0	0	0	0	0	0	3rd NFC Central
1995	Wayne Fontes	16	10	6	0	.625	436	336	7	1	0	3	5	0	0	0	0	0	0	0	0	2nd NFC Central
1996	Wayne Fontes	16	5	11	0	.313	302	369	4	4	0	1	7	0	0	0	0	0	0	0	0	5th NFC Central
1997	Bobby Ross	16	9	7	0	.563	379	306	4	2	0	3	5	0	0	0	0	0	0	0	0	3rd NFC Central
1998	Bobby Ross	16	5	11	0	.313	306	378	4	4	0	1	7	0	0	0	0	0	0	0	0	4th NFC Central
1999	Bobby Ross	16	8	8	0	.500	322	323	6	2	0	2	6	0	0	0	0	0	0	0	0	3rd NFC Central
2000	Bobby Ross	16	9	7	0	.563	307	307	4	4	0	2	5	0	0	0	0	0	0	0	0	4th NFC Central
2001	Marty Mornhinweg	16	2	14	0	.125	270	424	2	6	0	0	8	0	0	0	0	0	0	0	0	5th NFC Central
2002	Marty Mornhinweg	16	3	10	0	.188	367	346	3	4	0	2	6	0	0	0	0	0	0	0	0	4th NFC Central
2003	Steve Mariucci	16	5	11	0	.313	270	379	3	3	0	0	8	0	0	0	0	0	0	0	0	4th NFC Central
2004	Steve Mariucci	16	6	10	0	.375	296	303	5	5	0	3	5	0	0	0	0	0	0	0	0	4th NFC Central
2005	Steve Mariucci+	16	5	11	0	.313	254	345	3	5	0	2	6	0	0	0	0	0	0	0	0	3rd NFC Central
2006	Rod Marinelli	16	3	13	0	.188	305	398	2	6	0	1	7	0	0	0	0	0	0	0	0	4th NFC North
2007	Rod Marinelli	16	7	9	0	.438	346	444	5	3	0	2	6	0	0	0	0	0	0	0	0	3rd NFC North
2008	Rod Marinelli	16	0	16	0	.000	268	517	0	8	0	0	8	0	0	0	0	0	0	0	0	4th NFC North
2009	Jim Schwartz	16	2	14	0	.125	262	494	2	6	0	0	8	0	0	0	0	0	0	0	0	4th NFC North
2010	Jim Schwartz	16	6	10	0	.375	362	389	4	4	0	2	6	0	0	0	0	0	0	0	0	3rd NFC North
2011	Jim Schwartz	16	10	6	0	.625	474	367	5	4	0	3	5	0	0	0	0	0	0	0	0	2nd NFC North



COACHING & SERIES RECORDS

Detroitlions.com
Media.Detroitlions.com

ALL-TIME DETROIT LIONS COACHES

HEAD COACHES SUMMARY

(Since 1930, Includes Postseason Games)

Head Coach	Yrs	No	G	W	L	T	Pct
Hal Griffen	1930	1	14	5	6	3	.455
Potsy Clark	1931-36	40	86	54	25	7	.684
Dutch Clark	1937-38	2	22	14	8	0	.636
Gus Henderson	1939	1	11	6	5	0	.545
Bill Edwards	1941-42	1+	4	4	0	1	.308
John Karcis	1942	1	8	0	8	0	.000
Gus Dorais	1943-47	5	53	20	31	2	.392
Bo McMillin	1948-50	3	36	12	24	0	.333
Buddy Parker	1951-56	6	76	50	24	2	.677
George Wilson	1957-64	8	106	55	45	6	.550
Harry Gilmer	1965-66	2	28	10	16	2	.385
Joe Schmidt	1967-72	6	85	43	35	7	.538
Don McCafferty	1973	1	14	6	7	1	.464
Rick Forzano	1974-76	2+	32	15	17	0	.469
Tommy Hudspeth	1977-77	1+	24	11	13	0	.458
Monte Clark	1978-84	7	107	43	63	1	.407
Darryl Rogers	1985-88	3+	58	18	40	0	.310
Wayne Fontes	1988-96	8+	138	67	71	0	.486
Bobby Ross	1997-2000	3+	59	27	32	0	.458
Gary Moeller	2000	1-	7	4	3	0	.571
Marty Mornhinweg	2001-02	2	32	5	27	0	.156
Steve Mariucci	2003-05	2	32	11	21	0	.344
Dick Jauron	2005	1-	3	1	4	0	.200
Rod Marinelli	2006-08	3	48	10	38	0	.208
Jim Schwartz	2009-	4	61	22	39	0	.372
TOTALS (25 coaches) 1930-2011	82		1167	518	618	32	.443

+ Denotes having coached a portion of an additional season

- Denotes having coached less than one season

1942: John Karcis (0-8) replaced Bill Edwards (0-3)

1976: Tommy Hudspeth (5-5) replaced Rick Forzano (1-3)

1988: Wayne Fontes (2-3) replaced Darryl Rogers (2-9)

2000: Gary Moeller (4-3) replaced Bobby Ross (5-4)

2005: Dick Jauron (1-4) replaced Steve Mariucci (4-7)

A	"Anderson, Hunk Arapoff, Jason Atkins, Billy	1939 2001- 1978-79
B	"Bach, Joe Baker, Brian Baker, Bob Banta, Bradford Barry, Mike Barry, Joe Battershell, Carl Baugh, Sammy Baughman, Maxie Beard, Ed Beatty, Bruce Beightolt, Larry Belichick, Bill Bennett, Leeman Berry, Raymond "Bingham, Les Blacken, Malcolm Boudreau, Paul Brettschneider, Carl Brooks, Larry Brown, Earl Brown, Kippy Brunner, John Bugel, Joe Bullough, Henry Burke, Matt	1943-47 1997-00 1989-88 2006- 2008- 1985-88 1986- 1980-82 1983-84 1975-76 2006 1976-77 1972 1973-75 1960-64 2001-09 1994-96 1965-66 2004-05 1951 2006-08 1980-82 1975-76 1993 2009-
C	Carpenter, Lew Carr, Jim Carter, Pat Carthon, Maurice Catalavos, George Cawthon, Pete "Christman, Paul "Clark, Dutch Clark, Monte Clark, Potsy Clark, Head Coach Clemons, Don Cochran, Red Colletto, Jim Croon, Sylvester Crossman, Danny Cullen, Joe Cunningham, Gunther	1987-88 1975-76 2006-08 2001-02 2004-05 1945 1954-55 1937-38 1978-84 1934-36 1985-11 1956-58 2007-08 1997-00 2010 2006-08 2009-
D	"David, Jimmy Davis, Darrell "Mouse" Dempsey, Rey	1967-72 1989-90 1975
	Doll, Don "Dorais, Gus Head Coach "Dotsch, Rollie Dove, Bob Downing, Todd Dyer, George	1963-64, '78-88 1943-47 1977 1958-59 2009- 2003
E	Eddy, Jim Edwards, Bill Head Coach	1996 1941 1942 (3 gms)
F	English, Wally Falks, Frank Fisher, Brandon Fontes, John Fontes, Len Fontes, Wayne Assistant Head Coach "Forte, Aldo Forte, Mo, 1995-96 Forzano, Rick Forzano, Head Coach	1974-75, 1977 1997-00 2011 1992-96 1990-91 1985-88 1988 (5 gms) 1989-96 1950-65 1973 1974-76
G	"Gansz, Frank Gase, Adam Gash, Sam Gerhart, Doug Gibson, Bob Gilmer, Harry Head Coach Granville, Jerry Graf, Rob Graves, Fred Graves, Sonny	1989-93 2006-07 2007- 1978 1976 1965-66 1974-76 1999-00 2005 1964
H	Haley, Charles Henderson, Donnie "Henderson, Gus Head Coach Henning, Dan Henry, Jack Higgins, Kevin Hill, Bert Hoaglin, Fred Holland, Johnny Holloway, Bob Horton, Jeff Horton, Ray Hudspeth, Tommy Head Coach Hughes, Ed	2001-02 2006 1999 1992-93 1997-99 2001-04 1990-00 1978-84 2003-05 1973-74 2009 2002-03 1976-77 1977

J	Jaumotte, Dave Jauron, Dick Assistant Head Coach Jefferson, Shawn Johnson, Bill Jones, June	1991-94 2004-05 2005 (5 gms) 2008 1983-86 1989-90
K	Karcis, John Assistant Head Coach "Karmelowicz, Bob Kazor, Steve Khayat, Eddie Kirksey, Larry Knox, Chuck Kocurek, Kris Kugler, Sean Kwan, Stan	1942 1942 (8 gms) 2009 1994-96 1973-74, '82-84 2001-02 1967-72 2009 2001-05 1997-00, 04-09
L	Lake, Jimmy Landy, Greg Lanham, Paul Lappano, Tim Lartigue, Kevin Leachman, Lamar Levy, Dave Lewis, Sherman Linehan, Scott Loeffler, Scot Lopez, Clayton	2008 1995-96 1985-86 2009- 2003-05 1990-94 1989-96 2002-03 2009- 2006-08
M	Madden, Joe Marchbroda, Ted Marinelli, Rod Head Coach Mariucci, Steve Head Coach Marshall, John Martin, Jim Martz, Mike Martz, Tim Matthews, Billie Mauck, Carl McCarthy, Don, Head Coach McHugh, Mike McLaughlin, Leon McLean, Scooter McMillin, Bo, Head Coach "McPeak, Bill Meyer, John Miscagna, John Miller, Burnie Miller, Roy Modzelewski, Dick Moeller, Gary Assistant Head Coach Moore, Tom Montgomery, Wilbert Mornhinweg, Marty Head Coach Morris, Pat Muir, Bill Murphy, Dennis Murphy, Mike	1980-84 1982-83 2006-08 2003-04 2005 (11 gms) 1967-72 2006-07 2007 1989-94 2001-03 1973 2001-02 1973-74 1959-63 1948-50 1967-72 1973-74 1977 1941-42 1988-89 1997-00 2000 (7 gms) 1994-96 2006-07 2001-02 2004-05 1985-88 1997-00 1985-89
N	Nelsen, Bill Norris, Rex North, John Novak, Frank "Nussbaumer, Bob	1984 1985-87 1965-72 1995-96 1957-64
O	O'Dea, Kevin Olson, Greg	2002-03 2004-05
P	Palcio, Bob "Parker, Buddy Assistant Head Coach Pasquale, Larry Patera, Herb Payne, John Peccatiello, Larry Peters, Floyd Phillips, Mel Pires, Glenn Priefer, Chuck	1997-98 1950 1951-56 1979-95 1977 1997-00 1978-81 1980-84 2001-02 1997-06

R	"Ramsey, Buster "Randolph, Clare Rapp, Vic Rath, Ted Rathman, Tom Rave, Jimmy Reed, Fred Reese, Floyd Renfro, Ray Roberts, Daron Robertson, Marcus Rogers, Darryl Head Coach	1952-59 1940 1987-88 2009- 2003-05 1978-79 2008-07 1975-77 1965 2009-10 2012- 1985-87 1988 (11 gms)
	Ross, Bobby Head Coach	1997-99 2000 (9 gms)
Rothstein, Evan	Ruel, Golden Pat Rymkus, Lou	2012 1966
S	Sanders, Charlie Saunders, Cedric Schmidt, Joe Assistant Head Coach Schnelker, Bob Schottenheimer, Kurt Schottenheimer, Marty Seiple, Larry Selcer, Dick Shaw, Willie Shurmur, Fritz Shipp, Ken Shula, Don "Simpson, Jackie Smith, Danny Smith, Richard Snow, Phil Sugarman, Andy Sullivan, Jerry Sutulovich, Eric Schwartz, Jim Head Coach	1989-96 2006-08 1966 1967-72 1978-81 2002-03 1978-79 1980-84 1997-02 1985-88 1975-77 1976 1960-62 1983 1999-00 2003-04 2004-08 2003-05 1997-00 2008
T	Taseff, Carl Teerlink, John Temerario, Tim "Thomas, Russ Tippett, Howard Tobin, Vince Tolbert, Kevin Tolner, Ted Trestman, Marc	1965-66 1995-96 1948-49 1952-53 1994-96 2001 2008 2005 1997
V	Valero, Kyle Voris, Dick	2011- 1972
W	Wampfler, Jerry Walton, Tim Washburn, Jeremiah Widenhofer, Woody Williams, Bobby Williams, Ivy "Wilson, George Assistant Head Coach Winstlow, Bob	1989-93 2009- 2009- 1989-92 2003 1985-86 1949-56 1957-64 1946-47
Y	Yarno, George Young, Bill	2009- 2001
Z	Zorn, Jim "Zarza, Lou Zelenik, Art	1998-00 1968 1976
	*Deceased	



Date	Site	Result
10-22-30	POR	W, 6-6
11-10-30	CHI	L, 7-9
8-8-31	CHI	C, 9
11-29-31	POR	W, 3-0
11-13-32	CHI	T, 13-3
11-27-32	CHI	T, 7-7
12-18-32	POR	O, 0-9
12-26-33	CHI	L, 16-12
12-5-33	POR	L, 7-17
11-29-34	DET	L, 16-19
12-2-34	CHI	L, 7-10
11-24-35	CHI	T, 20-20
11-28-35	DET	W, 14-2
10-26-36	CHI	L, 12-16
12-26-36	DET	W, 13-7
10-24-37	CHI	L, 20-28
11-25-37	CHI	O, 0-13
11-20-38	CHI	W, 13-7
11-24-38	DET	W, 14-7
11-20-39	CHI	O, 0-0
11-12-39	DET	L, 13-23
10-13-40	CHI	O, 0-7
11-10-40	DET	W, 17-14
10-19-41	CHI	L, 0-49
11-23-41	DET	L, 7-24
10-28-42	DET	O, 0-42
11-22-42	DET	O, 0-42
10-3-43	DET	L, 21-27
10-31-43	CHI	L, 14-35
10-22-44	CHI	T, 21-21
11-19-44	DET	W, 41-21
10-26-45	W	W, 21-27
11-11-45	CHI	W, 35-28
11-24-46	CHI	L, 6-42
12-8-46	DET	L, 24-45
10-19-47	CHI	L, 23-33
11-27-47	DET	L, 14-34
10-26-48	CHI	L, 14-34
12-5-48	DET	L, 14-42
11-13-49	CHI	L, 24-27
11-24-49	DET	L, 7-28
11-5-50	CHI	L, 21-35
12-10-50	DET	C, 3-6
10-28-51	L	L, 23-28
11-11-51	CHI	W, 41-28
11-23-52	CHI	L, 23-24
12-7-52	DET	W, 5-21
11-22-53	DET	W, 20-16
12-6-53	DET	W, 13-7
12-10-54	CHI	W, 23-28
12-12-54	DET	L, 24-24
11-20-55	DET	L, 20-21
12-4-55	CHI	W, 2-10
12-16-56	CHI	L, 21-38
12-2-57	DET	L, 17-21
12-15-57	CHI	W, 21-13
11-23-58	CHI	L, 7-20
12-14-58	CHI	L, 16-21
11-22-59	DET	L, 14-24
12-13-59	DET	L, 14-25
12-6-60	CHI	L, 7-26
12-18-60	CHI	W, 36-0
10-8-61	DET	L, 17-31
12-3-61	CHI	W, 16-15



COACHING & SERIES RECORDS

Detroitlions.com

Media.Detroitlions.com

GREEN BAY PACKERS

PACKERS 2012 SCHEDULE

Sep. 9	San Francisco 49ers
Sep. 13	Chicago Bears (Thurs)
Sep. 24	at Seattle Seahawks (Mon)
Sep. 30	New Orleans Saints
Oct. 7	at Indianapolis Colts
Oct. 14	at Houston Texans
Oct. 21	at St. Louis Rams
Oct. 28	Jacksonville Jaguars
Nov. 4	Arizona Cardinals
Nov. 11	BYE
Nov. 18	at Detroit Lions
Nov. 25	at New York Giants
Dec. 2	Minnesota Vikings
Dec. 9	Detroit Lions
Dec. 16	at Chicago Bears
Dec. 23	Tennessee Titans
Dec. 30	at Minnesota Vikings

2011 Results: 15-1

LIONS SERIES RECORDS

Rushing Attempts		
1 Billy Sims	36	11/20/83
2 Kevin Jones	33	12/12/04
3t Barry Sanders	30	10/29/89
3t Eric Lynch	30	1/2/94

Rushing Yards		
1 Billy Sims	189	11/20/83
2 Barry Sanders	188	12/4/94
3 Barry Sanders	184	10/29/89

Rushing Touchdowns		
1 James Jones	3	10/9/83

Passing Attempts		
1 Matthew Stafford	59	1/1/12
2 Joey Harrington	55	12/4/94
3 Shaun Hill	54	10/3/10

Passing Completions		
1 Matthew Stafford	36	1/1/12
2 Shaun Hill	33	10/3/10
3 Chuck Long	33	10/25/87

Passing Yards		
1 Matthew Stafford	520	1/1/12
2 Chuck Long	362	10/25/87
3 Jon Kitna	342	9/24/06

Passes Intercepted		
1 Frank Sinkwich	7*	10/24/43

Touchdown Passes		
1 Matthew Stafford	5	1/1/12
2t Bobby Layne	4	11/22/51
2t Greg Landry	4	10/10/71

Receptions		
1 Calvin Johnson	11	1/1/12
2t Robert Clark	10	9/8/61
2t Brett Perriman	10	1/8/94#
2t Calvin Johnson	10	12/9/12

Receiving Yards		
1 Calvin Johnson	244	1/1/12
2 Bob Mann	182	12/11/49
3 Pat Studstill	164	10/30/66

Receiving Touchdowns		
1t Cloyce Box	3	11/27/52
1t Herman Moore	3	10/29/95

Interceptions		
1t Yale Lay	3	11/15/53
1t Bob Watkins	3	1/2/83

Points		
1 Pat Harder	19	11/17/52
2t Cloyce Box	18	11/27/52
2t James Jones	18	10/9/83
2t Herman Moore	18	10/29/95

Touchdowns		
1t Cloyce Box	3	11/27/52
1t James Jones	3	10/9/83
1t Herman Moore	3	10/29/95

Field Goals		
1t Eddie Murray	5	9/14/80
1t Jason Hanson	4	11/27/00
3t Jason Hanson	4	9/28/87
3t Jason Hanson	4	10/3/10

Punts		
1 Jim Arnold	10	12/15/91

Punt Returns		
1 Ken Jenkins	7	11/20/83

Punt Return Yards

1 Jack Christiansen	175	11/22/51
---------------------	-----	----------

Kickoff Returns

1 Gary Lee	7	10/25/87
2t MR: Aaron Brown	6	11/26/09

Kickoff Return Yards

1 Terry Fair	244	9/6/98
2 Eddie Drummond	182	10/17/04

Longest Plays

Rush: Bob Hoernschmeyer	85t	11/22/51
Pass: Layne-to-Box	97t	11/26/53
KR: Terry Fair	101t	9/6/98
Punt: Pat Studstill	76	10/8/87
PR: Jack Christiansen	89t	11/22/51
FG: Glenn Presnell	54	10/7/34
Jason Hanson	54	11/22/01

* Lions record; MR: several players, most recent

RECORDS & RESULTS

Overall	66-93-7
Home	41-38-3
Road	24-55-4
at Ford Field	3-8-0
Lambeau Field	10-29-3

Date Site Result

11-2-30	GB	L 13-47
12-14-30	POR	T 6-6
10-9-32	GB	L 10-15
12-4-32	GB	W 19-0
10-9-33	GB	L 0-17
11-12-33	POR	W 7-0
10-7-34	GB	W 3-0
11-25-34	DET	L 0-3
10-20-35	MIL	L 9-13
11-10-35	GB	L 3-31
11-17-35	DET	W 20-10
10-18-36	GB	L 18-20
11-29-36	DET	L 17-26
10-3-37	GB	L 6-26
10-31-37	DET	L 13-14
10-9-38	GB	W 17-7
11-13-38	DET	L 7-28
10-22-39	GB	L 7-26
12-3-39	DET	L 7-12
10-20-40	GB	W 23-14
10-24-40	DET	L 7-50
9-14-41	GB	L 6-23
10-25-41	DET	L 9-41
10-11-42	MIL	L 7-38
10-25-42	DET	L 7-28
10-10-43	GB	L 14-35
10-24-43	DET	L 6-27
10-1-44	MIL	L 6-27
10-28-44	MIL	L 0-14
10-7-45	MIL	L 21-57
12-2-45	MIL	W 14-3
10-27-46	MIL	L 7-10
11-17-46	DET	L 0-9
10-26-47	DET	L 17-34
12-7-47	DET	L 14-35
10-3-48	GB	L 21-33
11-13-48	DET	W 24-20
10-30-49	MIL	L 14-16
12-11-49	DET	W 21-7
9-17-50	GB	W 45-7
11-19-50	DET	W 24-21
10-4-50	GB	W 24-17
11-22-51	DET	W 52-35
10-26-52	GB	W 52-17
11-27-52	DET	W 48-24
11-15-53	GB	W 14-15
1-26-53	DET	W 34-15
11-21-54	DET	W 21-17
11-25-54	DET	W 28-24
9-25-55	GB	L 17-20
11-24-55	DET	W 24-10
9-30-56	GB	W 20-16
11-22-56	DET	W 20-24
10-6-57	GB	W 24-14
11-28-57	DET	W 18-6
10-5-58	DET	T 13-13
11-27-58	DET	W 24-14
10-4-59	GB	L 10-28
11-28-59	DET	L 17-24
11-2-60	GB	L 9-28
11-24-60	DET	W 23-10
9-17-61	MIL	W 17-13
11-23-61	DET	L 9-17
10-7-62	DET	L 1-12
11-22-62	DET	W 28-14
9-22-63	MIL	L 10-31
11-28-63	DET	T 13-13
9-28-64	DET	L 10-14
11-8-64	GB	L 7-30

11-7-65	DET	L 21-31
11-7-65	GB	W 12-7
10-2-66	GB	L 14-23
10-30-66	DET	L 7-31
9-17-67	DET	L 9-34
10-8-67	DET	L 17-27
9-29-68	GB	W 23-17
10-20-68	DET	T 14-14
10-12-69	DET	L 17-28
11-23-69	GB	W 16-10
10-20-70	DET	W 40-0
12-20-70	DET	W 20-0
10-10-71	MIL	L 19-21
11-1-71	MIL	T 14-14
10-16-72	DET	L 23-24
12-3-72	GB	T 7-33
9-23-73	DET	T 13-13
10-28-73	DET	W 34-0
9-29-74	MIL	L 19-21
10-27-74	MIL	W 19-17
9-21-75	MIL	W 30-16
11-16-75	DET	W 13-10
10-3-76	DET	L 14-24
10-31-76	DET	W 27-6
10-16-77	DET	W 10-6
12-4-77	GB	L 9-10
10-1-78	DET	L 7-13
10-14-79	MIL	L 14-35
12-12-82	MIL	L 16-24
12-15-79	DET	L 13-18
9-14-80	MIL	W 29-7
10-25-81	DET	W 24-3
12-6-81	DET	W 31-27
12-12-82	DET	L 17-31
10-9-83	DET	W 30-10
10-9-83	MIL	W 27-24
10-25-83	DET	W 38-14
11-20-83	MIL	W 23-20t
10-28-84	GB	L 9-41
11-22-84	GB	W 31-28
10-6-85	MIL	L 10-43
12-15-85	DET	T 23-26
12-12-86	GB	W 21-14
11-27-86	DET	L 40-44
10-11-87	GB	W 19-16t
10-25-87	DET	L 33-34
11-20-88	MIL	W 19-9
12-4-88	DET	W 30-14
10-29-89	MIL	L 23-20t
11-12-89	DET	W 31-22
9-30-90	DET	L 21-24
12-22-90	GB	W 24-17
9-8-91	DET	W 23-14
12-15-91	DET	W 17-17
11-9-92	DET	L 13-27
12-6-92	MIL	L 10-38
11-21-93	MIL	L 17-26
12-9-94	DET	W 30-20
1-6-94	MIL	W 30-38
12-4-94	DET	W 34-31
10-15-95	GB	L 21-30
10-29-95	DET	W 24-16
11-3-96	GB	L 18-28
12-15-96	DET	L 3-31
9-28-97	DET	W 26-15
10-12-97	GB	L 10-20
9-6-98	DET	L 19-38
10-15-98	DET	W 27-20
9-19-99	DET	W 23-15
11-21-99	DET	L 17-26
10-8-00	DET	W 31-24
12-10-00	DET	L 13-26
9-9-01	GB	L 14-20
11-22-01	DET	L 19-23
9-22-02	DET	L 31-37
11-10-02	DET	L 14-40
9-14-03	DET	L 5-31
11-27-03	DET	W 22-14
10-17-04	DET	L 10-38
12-12-04	DET	L 13-16
9-11-05	DET	W 17-3
12-11-05	GB	L 16-13ot
9-24-06	DET	L 24-31
12-17-06	DET	L 9-17
11-22-07	DET	L 26-37
12-30-07	GB	L 13-34
9-14-08	DET	L 48-25
12-28-08	DET	L 31-21
10-18-09	DET	L 28-12
11-26-09	DET	L 34-12
10-3-10	GB	L 26-28
12-12-10	DET	W 7-3
11-24-11	DET	L 15-27
1-1-12	DET	L 41-45
11-18-12	DET	L 20-24
12-9-12	GB	L 20-27

Postseason

Home.....	0-1	
Road.....	0-1	
Date	Site	Result
1-8-94	DET	L, 24-28
12-31-94	GB	L 12-16

Note: From 1930-33, the Lions were the Portsmouth (POR) Spartans. From 1933-94, the Green Bay Packers played select home games in Milwaukee (MIL).

SERIES NOTES

- The Packers and Lions have met on Thanksgiving Day 18 times, with the Lions holding an 11-6-1 advantage in those games. The Lions have played the Packers more times on Thanksgiving than any other team in the league.
- The Lions and Packers met 13 consecutive years on Thanksgiving Day from 1951-1963 with the Lions winning nine of those contests. 2003 was the Packers' first visit to Ford Field on Thanksgiving.
- The 11 consecutive wins that the Lions posted against Green Bay from December 11, 1949 to November 25, 1954 are the most by the Lions against any franchise. The 11-game streak came after the Lions were 8-29-1 in the first 38 games of the series.
- Frank Sinkwich set a Lions' record by intercepting seven passes in a 27-6 loss to the Packers on October 24, 1943.
- These two franchises played in 127 regular season games in 60 years before meeting in the playoffs for the first time following the 1993 season and then again following the 1994 season.
- The Packers came to Ford Field for its regular season opener on September 22, 2002 and defeated the Lions 37-31.
- K Jason Hanson became the 16th player in NFL history to reach the 300-yard mark when he kicked a 36-yard field goal against Green Bay December 12, 2004.
- The 17-3 Lions win in the 2005 season opener was the lowest point total in any game (including postseason) that then Packers QB Brett Favre had ever started.
- QB Matthew Stafford set a club record with 520 passing yards and tied team records with 36 completions and 5 touchdown passes in the 45-41 loss at Green Bay January 1, 2012. WR Calvin Johnson set a career high with 244 receiving yards and tied a career high with 11 receptions. Johnson's 244 yards were the third-highest single-game tally in Lions history.
- In the 2011 season finale at Green Bay January 1, 2012, the Lions lost a 45-41 shootout. Detroit was led by QB Matthew Stafford who threw for a club record 520 yards, tied a club record with 36 completions and tied a club record with 5 touchdown passes. WR Calvin Johnson caught 11 passes for a career-high 244 yards, and his touchdown gave him 16 on the year, a new single-season club record.

PUBLIC RELATIONS

Jason Wahlers/Sarah Quick
1265 Lombard Avenue
Green Bay, WI 54304
(920) 496-5700



COACHING & SERIES RECORDS

Detroitlions.com

Media.Detroitlions.com

MINNESOTA VIKINGS

VIKINGS 2012 SCHEDULE

Sep. 9	Jacksonville Jaguars
Sep. 16	at Indianapolis Colts
Sep. 23	San Francisco 49ers
Sep. 30	at Detroit Lions
Oct. 7	Tennessee Titans
Oct. 14	at Washington Redskins
Oct. 21	Arizona Cardinals
Oct. 25	Tampa Bay Buccaneers (Thurs)
Nov. 4	at Seattle Seahawks
Nov. 11	Detroit Lions
Nov. 18	BYE
Nov. 25	at Chicago Bears
Dec. 2	at Green Bay Packers
Dec. 9	Chicago Bears
Dec. 16	at St. Louis Rams
Dec. 23	at Houston Texans
Dec. 30	Green Bay Packers

2011 Results: 3-13

LIONS SERIES RECORDS

Rushing Attempts		
1 James Jones	36	9/7/86
2 Mel Farr	29	11/12/67
3 Billy Sims	27	9/28/80

Rushing Yards		
1 Barry Sanders	220	11/24/91
2 Mel Farr	197	11/12/67
3 James Jones	174	9/7/86

Rushing Touchdowns		
1 Barry Sanders	4*	11/24/91
2 Tommy Vardell	3*	11/16/97

Passing Attempts		
1 Matthew Stafford	51	11/15/09
2 Matt Stafford	51	9/30/12
3 Scott Mitchell	47	9/10/95

Passing Completions		
1 Matthew Stafford	32	9/25/11
2 Charlie Batch	31	10/14/01

Passing Yards		
1 Scott Mitchell	410*	12/23/95
2 Matthew Stafford	378	9/25/11
3 Joey Harrington	361	12/19/04

Passes Intercepted		
1 Eric Hipple	5	9/25/83

Touchdown Passes		
1 Gary Danielson	5*	12/9/78
2 Scott Mitchell	4	11/23/95

Receptions		
1t Brett Perriman	12	11/23/95
1t Herman Moore	12	9/1/86
1t Calvin Johnson	12	11/11/12

Receiving Yards		
1 Calvin Johnson	207	11/11/12
1t Leonard Thompson	161	12/19/82
2 Herman Moore	157	9/1/86

Receiving Touchdowns		
1 Leonard Thompson	3	12/9/78
1t Leonard Thompson	3	9/23/84

Interceptions		
1t Dick LeBeau	3	12/9/62
1t Lem Barney	3	12/17/67

Points		
1 Barry Sanders	24	11/24/91

Touchdowns		
1 Barry Sanders	4	11/24/91
2 Tommy Vardell	3	11/16/97

Field Goals		
1 Jason Hanson	6*	10/17/99
2t Eddie Murray	4	9/13/87
2t Jason Hanson	4	9/25/11

Punts		
1 Lem Barney	10	11/27/69
2 John Jett	8	10/25/98

Punt Returns		
1 Pete Mandley	7	10/21/84

Punt Return Yards		
1 Eddie Payton	105	12/17/77

Kickoff Returns		
1 Eddie Drummond	7	12/29/02

2t MR: Aaron Brown 6 9/20/09

Kickoff Return Yards		
1 Eddie Payton	184	12/17/77

Longest Plays		
Rush: Barry Sanders	64t	12/17/94
Pass: Peete-to-Moore	93t	10/31/93
KR: Eddie Payton	98t	12/17/77
PR: Mel Gray	98t	12/17/94
Punt: Larry Swider	72	9/30/79
PR: Eddie Payton	87t	12/17/77
Int: Jamar Fletcher	88t	12/10/06
FG: Jason Hanson	53	10/8/06
Jason Hanson	53	12/10/06

*Lions' Record; MR: several players, most recent

RECORDS @ RESULTS

Overall	33-68-2
Home	20-31-1
Road	13-37-1
Field	3-8-0
Metrodome	8-23-0

Date	Site	Result
11-19-61	Min	W, 37-10
12-10-61	DET	W, 13-7
11-18-62	Min	W, 17-6
12-9-62	DET	W, 37-23
11-24-63	DET	W, 28-10
10-11-64	Min	W, 24-20
11-22-64	DET	T, 23-23
9-26-65	Min	W, 31-29
12-12-65	DET	L, 7-29
11-13-66	Min	W, 32-31
12-11-66	DET	L, 16-28
11-12-67	Min	L, 10-10
12-17-67	DET	W, 14-3
10-6-68	Min	L, 10-24
11-17-68	DET	L, 6-13
10-26-69	Min	L, 10-24
11-27-69	DET	L, 10-34
11-1-70	DET	L, 17-30
11-15-70	Min	L, 20-24
9-20-71	DET	L, 13-16
12-11-71	Min	L, 10-29
9-24-72	DET	L, 10-34
11-12-72	Min	L, 14-16
10-7-73	DET	L, 9-23
11-11-73	Min	L, 7-28
9-22-74	DET	L, 6-7
10-20-74	Min	W, 20-16
10-19-75	DET	L, 19-21
12-14-75	DET	W, 17-10
9-26-76	DET	L, 9-10
11-7-76	Min	L, 23-31
10-9-77	Min	L, 7-14
12-17-77	DET	L, 21-30
11-5-78	DET	L, 7-17
12-9-78	DET	W, 45-14
9-30-79	DET	L, 10-13
11-18-79	Min	L, 7-14
9-28-80	DET	W, 27-7
11-9-80	Min	L, 0-34
9-20-81	DET	L, 24-26
12-12-81	DET	W, 45-7
12-19-82	DET	L, 31-34
9-25-83	Min	L, 17-20
12-5-83	DET	W, 13-2
9-23-84	DET	L, 28-29
10-21-84	Min	W, 16-14
11-6-85	Min	L, 13-16
11-17-85	DET	W, 41-21
9-7-86	DET	W, 13-10
11-9-86	DET	L, 10-24
9-13-87	Min	L, 19-34
12-20-87	DET	L, 14-17
11-6-88	Min	L, 17-44
11-24-88	DET	L, 23-23
10-8-89	Min	L, 17-24
10-22-89	DET	L, 7-20
10-7-90	Min	W, 34-27
11-11-90	DET	L, 7-17
10-6-91	DET	W, 24-20
11-24-91	Min	W, 34-14
9-13-92	DET	W, 31-17
10-15-92	Min	L, 14-31
10-31-93	Min	W, 30-27
12-5-93	DET	L, 13-0
9-13-94	Min	L, 3-10
12-17-94	DET	W, 41-19
9-10-95	Min	L, 10-20
11-23-95	DET	W, 44-38
9-1-96	Min	L, 13-27
12-8-96	DET	L, 22-24
11-15-97	DET	W, 39-15
12-14-97	Min	W, 14-13
9-20-98	Min	L, 6-29
10-25-98	DET	L, 13-34

10-17-99	DET	W, 25-23
1-2-00	Min	L, 17-24
10-1-00	DET	L, 24-31
11-30-00	Min	L, 27-24
10-14-01	Min	L, 26-31
12-16-01	DET	W, 24-24
10-13-02	DET	L, 24-31
12-29-02	DET	L, 36-38
9-21-03	DET	L, 13-23
11-23-03	Min	L, 14-24
11-21-04	Min	L, 19-22
12-19-04	DET	L, 27-28
11-6-05	Min	L, 27-14
12-4-05	DET	L, 21-16
10-08-06	Min	L, 17-26
12-10-06	DET	L, 20-30
9-16-07	DET	W, 20-17ot
12-2-07	Min	L, 10-42
10-12-08	Min	L, 10-12
12-7-08	DET	L, 16-20
9-20-09	DET	L, 27-13
11-15-09	Min	L, 27-10
9-26-29	Min	L, 32-35
1-2-11	DET	W, 20-13
9-25-11	Min	W, 26-23ot
12-11-11	DET	W, 34-28
9-30-12	DET	L, 20-13
11-11-12	Min	L, 34-24

SERIES NOTES

- The Lions trail 33-67-2 in the series with the Vikings in a NFC North Division rivalry that dates back to a 37-10 Detroit victory November 19, 1961 at Minnesota.
- With his opening kickoff return for a touchdown at Minnesota November 21, 2004, Eddie Drummond became the first player in NFL history to score three consecutive touchdowns for his team via punt and kickoff returns. He became only the second player in NFL history to return two kickoffs and two punts for touchdowns in a single season, the other being Dante Hall (Kansas City) in 2003.
- The Lions won the first five outings and nine of the first 14 games in the series; however, Minnesota then won 13 straight contests and 19 of the next 21.
- On two occasions, the Lions have accumulated 45 points in a single game against the Vikings. Detroit defeated Minnesota 45-14 December 9, 1978 and 45-7 December 12, 1981, with both games taking place at the Silverdome.
- Barry Sanders scored four touchdowns in the Lions' 34-14 win at Minnesota November 24, 1991. His four touchdowns established a new Lions' record for rushing touchdowns in a single game. His four touchdowns and 24-point performance also tied Lions' single-game marks.
- Scott Mitchell set a Lions' single-game record for passing yards, breaking Bobby Layne's previous mark of 375, when he accumulated 410 yards vs. Minnesota in a memorable Thanksgiving Day clash November 23, 1995. Mitchell completed 30-of-45 passes and tossed four touchdowns. The wide receiver trio of Herman Moore, Brett Perriman and Johnnie Morton each reached the 100-yard receiving mark in the contest. The Lions won the game 44-38.
- In their final road game and the second-to-last game of the 1997 season, the Vikings claimed a 14-13 victory over the Vikings at the Metrodome when Scott Mitchell tossed a 1-yard pass to Herman Moore in the endzone to claim the come-from-behind victory with 0:02 remaining to play. Mitchell engineered the game-winning 72-yard drive that began with 1:56 remaining to play and with only one timeout.
- The Lions overcame a 20-0 halftime deficit and roared back to beat the Vikings, 26-23, in overtime on September 25, 2011. K Jason Hanson kicked a game-winning 32-yard field goal in the extra session for the victory.
- After trailing 20-0 at halftime at Minnesota September 25, 2011, the Lions mounted a comeback in the second half and claimed a 26-23 win in overtime. It was the Lions' first win at Minnesota since 1997. WR Calvin Johnson caught 2 touchdown passes

for a third-straight game, and had a critical 40-yard over-the-shoulder grab in overtime to set up the team's game-winning field goal.

➤ With a 34-28 win vs. Minnesota December 11, 2011, the Lions captured its first season sweep of the Vikings since 1997 and kept their playoff hopes alive. Minnesota came back in the second half and had possession at the Lions 1-yard line with :03 left to play. LB DeAndre Levy raced in and forced a fumble on QB Joe Webb which caused a furious scramble for the ball. Eventually, DE Cliff Avril would recover it at the Vikings 43-yard line to seal the victory.

PUBLIC RELATIONS

Bob Hagan/Tom West
9520 Viking Drive
Ede Prairie, MN 55434
(612) 828-6500



COACHING & SERIES RECORDS

Detroitlions.com

Media.Detroitlions.com

DALLAS COWBOYS

NEW YORK GIANTS

COWBOYS 2012 SCHEDULE

Sep. 5	at New York Giants (Wed)
Sep. 16	at Seattle Seahawks
Sep. 23	Tampa Bay Buccaneers
Oct. 7	Chicago Bears (Mon)
Oct. 14	BYE
Oct. 21	at Baltimore Ravens
Oct. 28	at Carolina Panthers
Nov. 4	New York Giants
Nov. 11	at Atlanta Falcons
Nov. 18	at Philadelphia Eagles
Nov. 22	Cleveland Browns
Dec. 2	Washington Redskins (Thurs)
Dec. 9	Philadelphia Eagles
Dec. 16	at Cincinnati Bengals
Dec. 23	Pittsburgh Steelers
Dec. 30	New Orleans Saints
	at Washington Redskins

2011 Results: 8-8

LIONS SERIES RECORDS

Rushing Attempts		
1 Barry Sanders	40*	9/19/94
2t Billy Sims	23	11/15/81
3t Kevin Jones	23	12/12/07

Rushing Yards		
1 Barry Sanders	194	9/19/94
2 Nick Pietrosante	142	12/11/60
3 Billy Sims	119	11/15/81

Rushing Touchdowns		
1 Nick Pietrosante	2	12/11/60
1t Gary James	2	11/8/87
1t Kevin Jones	2	12/9/07

Passing Attempts		
1 Shaun Hill	47	11/21/10
2 Matthew Stafford	33	10/2/11
3 Jon Kitna	42	12/31/06

Passing Completions		
1 Shaun Hill	32	11/21/10
1t Erik Kramer	29#	1/5/92
3 Jon Kitna	28	12/31/06

Passing Yards		
1 Erik Kramer	341	1/5/92#
2 Jon Kitna	306	12/31/06
3 Shaun Hill	289	11/21/10

Passes Intercepted		
1 Greg Landry	4	9/15/68

Touchdown Passes		
1 Jon Kitna	4	12/31/06
2 Erik Kramer	3	1/5/92#

Receptions		
1 Mike Furrey	11	12/31/06
2t MR: Calvin Johnson	8	10/2/11

Receiving Yards		
1 Cloyd Box	202	12/13/52
2 Earl Cogdill	150	10/13/63
3 Earl McCullough	132	9/15/68

Receiving Touchdowns		
1t Earl Cogdill	2	10/13/63
1t Willie Green	2	1/5/92#
1t Roy Williams	2	12/31/06
1t Calvin Johnson	2	10/2/11

Interceptions		
1 James Griffin	2	11/8/87

Points		
1 Jason Hanson	15	12/31/06
2t MR: Willie Green	12	1/5/92#

Touchdowns		
1t MR: Calvin Johnson	2	10/2/11

Field Goals		
1 Jason Hanson	4	12/31/06
2 Jason Hanson	3	11/3/02

Punts		
1 Wilbur Summers	9	10/30/77

Punt Returns		
1 Bob Watkins	5	10/13/63
1t Lem Barney	5	12/26/70#

Punt Return Yards		
1 Eddie Drummond	72	12/31/06
2 Pete Mandley	71	11/8/87

Kickoff Returns		
1 Mel Gray	8*	11/8/92
Kickoff Return Yards		
1 Mel Gray	178	11/8/92

Longest Plays		
Rush: Barry Sanders	47t	1/5/92#
Pass: Hippie-to-Sims	81t	11/15/81
KR: Lem Barney	47	9/15/68
Punt: Yale Lary	73	10/13/63
PR: Pete Mandley	61	11/8/87
Int: Ray Crockett	96t	10/27/91
FG: Eddie Murray	47	11/15/81
Jason Hanson	47	1/6/02

* Lions' Record; # Postseason game; MR: several players, most recent

RECORDS & RESULTS

Overall...	10-12-0
Home...	7-5-0
Road...	3-7-0
Field Goal...	1-2-0
Cowboys Stadium...	1-1-0

Date	Site	Result
12-11-60	DET	W, 23-14
10-13-63	DET	L, 14-17
9-15-68	DET	L, 13-59
10-30-72	DAL	L, 24-28
10-6-75	DET	L, 10-36
10-30-77	DAL	L, 0-39
11-15-81	DET	W, 27-24
9-15-85	DET	W, 26-21
9-14-86	DET	L, 7-31
11-8-87	DET	W, 27-17
10-27-89	DET	W, 34-10
1-6-92	DET	L, 3-37
9-19-94	DAL	W, 20-17ot
1-6-02	DET	W, 15-10
11-03-02	DET	W, 9-7
10-19-03	DET	L, 7-38
10-31-04	DAL	L, 14-20
11-20-05	DAL	W, 39-31
12-31-06	DAL	L, 27-28
12-9-07	DET	L, 19-35
11-21-10	DAL	W, 34-10
10-2-11	DAL	W, 34-30

POSTSEASON	1-1
Home	1-0
Road	0-1

SERIES NOTES

➤ Detroit's first regular season game, as well as its last, at the Pontiac Silverdome was played against Dallas. The Cowboys won the Monday Night contest 36-10 October 6, 1975 during the Lions' inaugural regular season game and the Lions won the finale 15-10 on January 6, 2002.

➤ The Lions have won nine of the last 16 regular season meetings with Dallas, in addition to Detroit's 38-6 win in the 1991 Divisional Playoff game.

➤ The Lions and Cowboys have squared off twice in postseason play with each team claiming victory on its own turf. The first postseason contest occurred December 26, 1970 with Dallas posting a 5-0 shutout against Detroit.

➤ The Lions captured the victory in the second playoff contest when they defeated the Cowboys, 38-6, at the Silverdome January 5, 1992.

➤ Lions RB Barry Sanders set a Lions' record for carries in a game (40) in a Monday Night contest in Dallas September 19, 1994. The Lions won the game 20-17 in overtime.

➤ The Lions overcame a 24-point deficit in the third quarter and beat the Cowboys, 34-30, on October 2, 2011. The Lions returned two interceptions for touchdowns in the second half to spark the comeback.

➤ The Lions tied a NFL-record for a road team with a 24-point comeback win at Dallas October 2, 2011. With 20+ point comebacks in consecutive weeks, Detroit became the first team in NFL history to accomplish that feat.

PUBLIC RELATIONS

Rich Dalrymple/Brett Daniels
Cowboys Center
One Cowboys Parkway
Irving, TX 75063-4727
(972) 556-9900

GIANTS 2012 SCHEDULE

Sep. 5	Dallas Cowboys (Wed)
Sep. 16	Tampa Bay Buccaneers
Sep. 20	at Carolina Panthers (Thurs)
Sep. 30	at Philadelphia Eagles
Oct. 7	Cleveland Browns
Oct. 14	at San Francisco 49ers
Oct. 21	Washington Redskins
Oct. 28	at Dallas Cowboys
Nov. 4	Pittsburgh Steelers
Nov. 11	at Cincinnati Bengals
Nov. 18	BYE
Nov. 25	Green Bay Packers
Dec. 3	at Washington Redskins (Mon)
Dec. 9	New Orleans Saints
Dec. 16	at Atlanta Falcons
Dec. 23	at Baltimore Ravens
Dec. 30	Philadelphia Eagles

2011 Results: 9-7

LIONS SERIES RECORDS

Rushing Attempts		
1t Billy Sims	26	11/25/82
1t Barry Sanders	26	10/30/94
3t Steve Owens	24	10/19/97

Rushing Yards		
1 Barry Sanders	146	10/30/94
2 Billy Sims	114	11/25/82
3 Steve Owens	113	9/17/72

Rushing Touchdowns		
1 MR: Kevin Jones	1	10/24/04
Artose Pinner	1	10/24/04

Passing Attempts		
1t Harry Gilmer	49	12/11/55
2t Jon Kitna	43	11/18/07

Passing Completions		
1 Jon Kitna	28	11/18/07
2 Bob Gagliano	21	9/17/89
3 Charlie Batch	20	11/19/00

Passing Yards		
1 Jon Kitna	377	11/18/07
2 Bob Gagliano	344	9/17/89

Passes Intercepted		
1t MR: Scott Mitchell	3	10/27/96

Touchdown Passes		
1t Karl Sweetant	3	12/10/67
1t Greg Landry	3	9/17/72
1t Charlie Batch	3	11/19/00

Receptions		
1t Richard Johnson	9	9/17/89
1t Herman Moore	9	10/30/94

Receiving Yards		
1 Richard Johnson	172	9/17/89
2 John Hilton	120	9/17/72

Receiving Touchdowns		
1 Herman Moore	2	10/30/94

Interceptions		
1 Bruce McNorton	2	11/7/83

Points		
1t Errol Mann	12	9/17/72
1t Herman Moore	12	10/30/94

Touchdowns		
1 Herman Moore	2	10/30/94

Field Goals		
1t Errol Mann	3	9/17/72

Punts		
1t Jim Arnold	8	10/16/88
1t Jim Arnold	8	10/30/88

Punt Returns		
1t MR: Glyn Milburn	3	10/27/96

Punt Return Yards		
1 Lem Barney	82	9/28/69

Kickoff Returns		
1t Jimmie Jones	4	11/17/74
1t Glyn Milburn	4	10/27/96

Kickoff Return Yards		
1t Jimmie Jones	130	11/17/74

Longest Plays		
Rush: Barry Sanders	62	10/30/94

Pass:	Stanton-to-Johnson	87t	10/17/10
KR:	Stefan Logan	58	10/17/10
Punt:	Bill Shepherd	85	11/15/36
PR:	Lem Barney	74t	9/28/69
Int:	Mike Johnson	48t	10/30/94
FG:	Jason Hanson	50	10/17/10

MR: several players, most recent

RECORDS & RESULTS

Overall...	20-19-1
Home...	12-8-0
Road...	8-11-1
Field Goal...	0-1-0
New Meadowlands Stadium...	0-1-0

Date	Site	Result
11-5-30	POR	L, 6-19
9-30-31	POR	W, 14-6
11-1-31	NYG	L, 0-14
9-25-32	POR	W, 7-0
10-30-32	NYG	W, 6-0
9-24-33	POR	W, 17-7
11-5-33	NYG	L, 10-13
9-23-34	DET	W, 9-0
11-1-36	NYG	L, 7-14
11-15-36	DET	W, 38-0
11-14-37	DET	W, 17-0
11-5-39	DET	W, 18-14
11-14-41	NYG	L, 13-20
11-7-42	NYG	L, 0-0
11-18-45	DET	L, 34-35
11-2-47	DET	W, 35-7
11-20-49	NYG	W, 45-21
12-13-53	NYG	W, 27-16
12-13-55	DET	L, 14-24
12-7-58	DET	L, 17-19
10-21-62	NYG	L, 14-17
10-4-64	DET	W, 26-3
12-10-67	NYG	W, 30-7
9-28-69	DET	W, 24-0
9-17-72	DET	W, 20-16
11-14-74	NYG	W, 20-19
12-5-76	NYG	L, 10-24
11-25-82	DET	L, 6-13
11-7-83	DET	W, 15-9
10-18-88	NYG	L, 10-30
10-30-88	NYG	L, 10-13ot
9-17-89	NYG	L, 24-14
11-18-90	NYG	L, 0-20
10-31-94	NYG	W, 28-25ot
10-27-96	DET	L, 7-35
10-19-97	DET	L, 20-26ot
11-19-00	NYG	W, 21-21
10-24-04	NYG	W, 28-13
11-18-07	DET	L, 16-10
10-17-10	NYG	L, 20-28

Postseason	1-0-0
Home...	1-0-0
DET	W, 28-7

NFL Championship Game

SERIES NOTES

➤ The Lions-Giants series is one of four series (Arz, Chi and GB) in franchise history dating back to 1930. The Lions held a 20-19-1 lead in the series starting with a 19-6 New York victory at Detroit November 5, 1930, when the team was located in Portsmouth.

➤ Detroit dominated the series initially, claiming eight of the first 12 contests.

➤ The Giants were the opposition in the Lions' first-ever game in Detroit. The Lions won the game 9-0 September 23, 1934 at University of Detroit Stadium.

➤ The Lions and the Giants played the NFL's last scoreless 0-0 tie November 7, 1943 at New York.

➤ Detroit claimed its first NFL championship with a 26-7 win over the defending champion Giants December 15, 1935. It was the only postseason NFL game between the franchises.

➤ In 2000, the Lions jumped out to a 21-0 halftime lead en route to a 31-21 win at Giants Stadium November 19.

The first half was highlighted by two Charlie Batch touchdown passes and a blocked punt by WR Larry Foster which was the first by the Lions since Bennie Blades blocked a punt December 13, 1992 vs. Cleveland.

PUBLIC RELATIONS

Pat Hanlon/Peter John-Baptiste
Giants Stadium
East Rutherford, NJ 07073
(201) 935-8111



COACHING & SERIES RECORDS

Detroitlions.com
Media.Detroitlions.com

PHILADELPHIA EAGLES

WASHINGTON REDSKINS

EAGLES 2012 SCHEDULE

Sep. 9	at Cleveland Browns
Sep. 16	Baltimore Ravens
Sep. 23	at Arizona Cardinals
Sep. 30	New York Giants
Oct. 7	at Pittsburgh Steelers
Oct. 14	Detroit Lions
Oct. 21	BYE
Oct. 28	Atlanta Falcons
Nov. 5	at New Orleans Saints (Mon)
Nov. 11	Dallas Cowboys
Nov. 18	at Washington Redskins
Nov. 26	Carolina Panthers (Mon)
Dec. 2	at Dallas Cowboys
Dec. 9	at Tampa Bay Buccaneers
Dec. 13	Cincinnati Bengals (Thurs)
Dec. 23	Washington Redskins
Dec. 30	at New York Giants

2011 Results: 8-8

LIONS SERIES RECORDS

Rushing Attempts		
1t MR: Barry Sanders	20	11/8/98

Rushing Yards		
1 Barry Sanders	140	11/8/98
2 Bob Hoemschemeyer	118	11/18/51

Rushing Touchdowns		
1t Greg Landry	2	12/5/71
1t Barry Sanders	2	9/15/96
1t Jahvid Best	2	9/19/10

Passing Attempts		
1 Jon Kitna	46	9/23/07
2 Shaun Hill	45	9/19/10
3t Gary Danielson	38	11/4/84
3t Joey Harrington	38	9/26/04

Passing Completions		
1 Jon Kitna	29	9/23/07
2 Shaun Hill	25	9/19/10

Passing Yards		
1 Jon Kitna	446	9/23/07
2 Shaun Hill	335	9/19/10

Passes Intercepted		
1t Bobby Layne	4	12/5/54
1t Scott Mitchell	4	12/30/95

Touchdown Passes		
1t Bobby Layne	3	11/18/51
1t Bobbi Layne	3	11/10/57
1t Milt Plum	3	12/19/55
1t Don Majkowski	3	12/30/95

Receptions		
1t Ron Jessie	9	12/15/74
1t Roy Williams	9	9/26/04

Receiving Yards		
1 Roy Williams	204	9/23/07
2 Gail Cogdill	171	12/17/61
3 Jahvid Best	154	9/19/10

Receiving Touchdowns		
1t Dorn Dibble	2	11/18/51
1t David Sloan	2	12/30/95
1t Roy Williams	2	9/26/04

Interceptions		
1t Jack Christiansen	2	12/5/54
1t Carl Kariwicz	2	12/5/54
1t Bob Watkins	2	11/4/84

Points		
1t Jahvid Best	18	9/19/10
2t MR: Roy Williams	12	9/26/04

Touchdowns		
1t Jahvid Best	3	9/19/10
2t MR: Roy Williams	2	9/26/04

Field Goals		
1t Jason Hanson	4	10/14/12

Punts		
1t Larry Swider	8	12/2/79
1t John Jett	8	11/8/98

Punt Returns		
1t Jerry Fair	8	11/8/98
2t Terry Barr	4	10/16/60

Punt Return Yards		
1t Stefan Logan	72	10/14/12
2t Tom Vaughn	42	12/19/65

Kickoff Returns		
1t Eddie Drummond	7	9/26/04
2t Ron Rivers	6	12/30/95

Kickoff Return Yards		
1t Eddie Drummond	192	9/19/04
2t Stefan Logan	109	9/19/10

Longest Plays		
Rush: Bob Hoemschemeyer	54	11/18/51
Pass: Kitna-to-Williams	91t	9/23/07
KR: Eddie Drummond	73	9/26/04
Punt: Nick Harris	51	9/26/04
PR: Larry Swider	62	12/2/79
Int: Jack Christiansen	53	11/18/51
FG: Jason Hanson	51	9/15/96

MR: several players, most recent

RECORDS & RESULTS

Overall		
Home	13-15-2	
Road	8-7-0	
Field	0-2-0	
Lincoln Financial Field	1-1-0	

Date		
10-18-33	POR	W, 25-0
10-14-34	Phi	W, 10-0
9-20-35	DET	W, 35-0
10-11-36	DET	W, 23-0
12-4-38	DET	W, 21-0
11-17-40	Phi	W, 21-0
11-16-41	DET	W, 21-17
10-14-45	DET	W, 28-24
12-12-48	L	L, 21-45
10-3-49	DET	W, 14-22
11-18-51	Phi	W, 28-10
12-5-54	DET	T, 13-13
11-10-57	Phi	W, 27-16
10-16-60	Phi	L, 10-28
12-17-61	DET	L, 24-27
12-19-65	DET	W, 35-28
11-28-68	L	L, 15-12
12-5-71	DET	L, 20-23
12-15-74	Phi	L, 17-28
10-2-77	DET	W, 17-13
12-2-79	Phi	L, 7-44
11-4-84	DET	T, 23-20
11-18-86	DET	W, 13-11
9-15-96	Phi	L, 17-24
11-8-98	L	L, 9-10
9-26-04	DET	L, 13-30
9-23-07	Phi	L, 21-56
10-16-10	DET	W, 19-10
10-14-12	DET	W, 26-23 (OT)

Postseason		
Road	0-1	
Date	Site	Result
12-30-95	Phi	L, 37-58

SERIES NOTES

- Detroit claimed victories in the first four games of the series, with each being a shutout. The Lions also won seven of the first eight meetings.
- The Lions' last tie in a regular season game was against the Eagles (23-23) November 4, 1984, the only tie in Silverdome history.
- On September 26, 2004, the Eagles visited Detroit for the first time since 1984. With 135 yards, WR Roy Williams became the first Detroit rookie receiver to gain 100 receiving yards since 2000.
- In the Lions' first visit to Lincoln Financial Field (Sept. 23, 2007), QB Jon Kitna set a franchise record with 446 passing yards. Kitna connected with WR Roy Williams for a 91-yard TD, career highs for both players. With 204 receiving yards, Williams' career high was the then third-highest tally by a receiver in Lions history.
- In the most recent meeting on Oct. 14, 2012, the Lions pulled off a 26-23 comeback victory against the Eagles on a K Jason Hanson field goal in overtime. The Lions' defensive line forced Eagles QB Michael Vick into two sacks on the opening drive of overtime, causing the Eagles to punt the ball. QB Matthew Stafford then led his eighth-career game-winning drive that was capped off by Hanson's 45-yard game winning field goal as the Lions sealed the win 26-23.

PUBLIC RELATIONS

Derek Boyko
Nova Care Complex; One Nova Care Way
Philadelphia, PA 19145
(215) 463-2500

REDSKINS 2012 SCHEDULE

Sep. 9	at New Orleans Saints
Sep. 16	at St. Louis Rams
Sep. 23	Cincinnati Bengals
Sep. 30	at Tampa Bay Buccaneers
Oct. 7	Atlanta Falcons
Oct. 14	Minnesota Vikings
Oct. 21	at New York Giants
Oct. 28	at Pittsburgh Steelers
Nov. 4	Carolina Panthers
Nov. 11	BYE
Nov. 18	Philadelphia Eagles
Nov. 22	at Dallas Cowboys (Thurs)
Dec. 3	New York Giants (Mon)
Dec. 9	Baltimore Ravens
Dec. 16	at Cleveland Browns
Dec. 23	at Philadelphia Eagles
Dec. 30	Dallas Cowboys

2011 Results: 5-11

LIONS SERIES RECORDS

Rushing Attempts		
1 Joe Don Looney	22	10/3/65
2 Billy Sims	21	11/8/81

Rushing Yards		
1 Billy Sims	159	11/8/81
2 Barry Sanders	105	11/9/97

Rushing Touchdowns		
1 Billy Sims	2	11/8/81

Passing Attempts		
1t Joey Harrington	52	11/7/04
1t Scott Mitchell	50	10/22/95

Passing Completions		
1t Scott Mitchell	30	10/22/95
2t Joey Harrington	26	11/7/04
2t Matthew Stafford	26	10/31/10

Passing Yards		
1t Scott Mitchell	327	10/22/95
2t Bobby Layne	310	9/30/51

Passes Intercepted		
1t MR: Chuck Long	4	11/15/87

Touchdown Passes		
1t Matthew Stafford	4	10/31/10
2t Scott Mitchell	3	10/22/95

Receptions		
1t MR: Herman Moore	10	10/22/95

Receiving Yards		
1 Fred Scott	156	11/8/81
2 Leonard Thompson	150	11/8/83

Receiving Touchdowns		
1 Calvin Johnson	3	10/31/10

Interceptions		
1t MR: Alphose Smith	1	10/31/10

Points		
1t Calvin Johnson	18	10/31/10

Touchdowns		
1t Calvin Johnson	3	10/31/10
2t Billy Sims	2	11/8/81

Field Goals		
1t Jason Hanson	5	9/10/00
2t Benny Ricardo	4	10/8/78
2t Jason Hanson	4	12/5/99

Punts		
1t Herman Weaver	10	10/17/76

Punt Returns		
1t Alvin Hall	6	11/11/84

Punt Return Yards		
1t Stefan Logan	79	10/31/10

Kickoff Returns		
1t Alvin Hall	6	11/8/81
1t Alvin Hall	6	11/8/83

Kickoff Return Yards		
1t Mel Gray	134	1/12/92*

Longest Plays		
Rush: Horace King	52	10/8/78
Pass: Layne-to-Doran	70	11/11/56
VR: Mel Gray	55	1/12/92*
Punt: Pat Studstill	69	10/3/65
PR: Stefan Logan	71	10/31/10

FG: Jason Hanson 54 9/10/00
* Postseason Game

RECORDS & RESULTS

Overall		
Home	12-27-0	
Road	10-9-0	
Field	2-18-0	
Ford Field	2-2-0	
Fed-Ex Field	0-3-0	

Date		
11-20-32	POR	W, 10-0
10-3-33	Bos	W, 0-0
10-17-34	DET	W, 24-0
10-13-35	Bos	W, 17-7
10-30-35	DET	W, 14-0
10-16-38	DET	L, 5-31
11-26-39	Was	L, 7-31
10-27-40	DET	L, 14-20
11-29-42	DET	L, 3-15
11-14-44	Was	L, 20-42
10-6-47	DET	W, 16-17
11-16-47	DET	W, 38-21
11-14-48	Was	L, 21-46
9-30-51	DET	W, 55-17
11-11-56	Was	L, 17-18
10-3-65	DET	W, 14-10
11-12-68	Was	L, 3-14
10-11-70	DET	L, 10-31
11-22-73	DET	L, 9-20
10-17-76	Was	L, 7-20
10-8-78	DET	L, 19-21
9-9-79	DET	L, 24-27
11-8-81	DET	L, 31-33
10-23-83	Was	L, 17-38
10/22/95	Was	L, 4-28
10-13-85	Was	L, 3-24
11-15-87	Was	L, 13-20
11-4-90	DET	L, 38-41ot
9-1-91	Was	L, 0-45
9-10-92	Was	L, 10-13
10-22-95	Was	L, 30-36ot
11-9-97	Was	L, 17-30
12-5-99	DET	W, 33-17
9-10-00	DET	W, 15-10
11-7-04	DET	L, 10-17
10-7-07	Was	L, 3-34
10-25-08	DET	L, 17-22
9-27-09	DET	W, 19-12
10-31-10	DET	W, 37-25

Postseason		
Road	0-3	
Date	Site	Result
1-9-83	Was	L, 7-31
12-92^	Was	L, 14-41
1-8-00	Was	L, 13-27

^ NFC Championship Game; The Lions were located in Portsmouth from 1930-33. The Redskins were located in Boston from 1932-36.

SERIES NOTES

- The last time the Lions defeated the Redskins on the road was October 13, 1935, a 17-7 victory at Boston.
- Redskins K Jason Hanson played in his 20th career game as a Lion when the Redskins visited Ford Field in 2004. Hanson's 200th game tied him for first on the Lions' all-time games played list with Wayne Walker (1958-72).
- Detroit's 33-17 win over the Redskins December 5, 1999 at the Silverdome snapped a 16-game losing streak against Washington dating back to a 14-10 Lions' win at Tiger Stadium October 3, 1965.
- On September 27, 2009, Lions rookie QB Matthew Stafford threw for 241 yards and one TD and was 21-of-36 (58.3 pct.) with no interceptions for his first win as an NFL starting quarterback.
- QB Matthew Stafford connected with WR Calvin Johnson for 3 TDs and rookie DT Ndamukong Suh registered 2 sacks and a fumble return for a touchdown in the team's 37-25 win over Washington October 31, 2010 at Ford Field.



COACHING & SERIES RECORDS

Detroitlions.com
Media.Detroitlions.com

ATLANTA FALCONS

FALCONS 2012 SCHEDULE

Sep. 9	at Kansas City Chiefs
Sep. 17	Denver Broncos (Mon)
Sep. 23	at San Diego Chargers
Sep. 30	Carolina Panthers
Oct. 7	at Washington Redskins
Oct. 14	Oakland Raiders
Oct. 21	BYE
Oct. 28	at Philadelphia Eagles
Nov. 4	Dallas Cowboys
Nov. 11	at New Orleans Saints
Nov. 18	Arizona Cardinals
Nov. 25	at Tampa Bay Buccaneers
Nov. 29	New Orleans Saints (Thurs)
Dec. 9	at Carolina Panthers
Dec. 16	New York Giants
Dec. 22	at Detroit Lions (Sat)
Dec. 30	Tampa Bay Buccaneers

2011 Results: 10-6

LIONS SERIES RECORDS

Rushing Attempts		
1 Rick Kane	30	11/13/77
2 Barry Sanders	27	9/4/94
3 Kevin Jones	26	11/5/06

Rushing Yards		
1 Barry Sanders	158	12/24/89
2 Billy Sims	140	9/9/84
3 Barry Sanders	120	9/4/94

Rushing Touchdowns		
1 Barry Sanders	3	12/24/89

Pass Attempts		
1 Matthew Stafford	56	12/22/12

Pass Completions		
1 Matthew Stafford	37	12/22/12
2 Jon Kitna	24	9/7/08

Passing Yards		
1 Matthew Stafford	443	12/22/12
2 Gary Danielson	348	10/5/80

Passes Intercepted		
1 Greg Landry	3	10/8/72
1 Mike McMahon	3	12/22/02

Touchdown Passes		
1 Bill Munson	3	12/8/68
1 Gary Danielson	3	10/5/80
1 Eric Hipple	3	9/8/85
1 Scott Mitchell	3	9/4/94
1 Scott Mitchell	3	10/6/96

Receptions		
1 Calvin Johnson	11	12/22/12
2 Herman Moore	9	11/5/95

Receiving Yards		
1 Calvin Johnson	225	12/22/12
2 Herman Moore	176	11/5/95
3 Roy Williams	138	11/5/06

Receiving Touchdowns		
1t MR: Herman Moore	2	8/31/97

Interceptions		
1t MR: Duane Galloway	2	9/13/87

Points		
1t Bill Gambrell	18	12/8/68
1t Barry Sanders	18	12/24/89

Touchdowns		
1t Bill Gambrell	3	12/8/68
1t Barry Sanders	3	12/24/89

Field Goals		
1t Jason Hanson	3	11/5/06
1t Jason Hanson	3	10/23/11
1t Jason Hanson	3	12/22/12

Punts		
1t John Jett	10	11/12/00
2t MR: John Jett	8	8/31/97

Punt Returns		
1t Mel Gray	6	9/16/90
1t Mel Gray	6	9/5/93

Punt Return Yards		
1t Pete Mandley	109	12/21/86

Kickoff Returns		
1t John Arnold	7	10/5/80
2t Eddie Drummond	6	12/22/02

Kickoff Return Yards

1t Eddie Drummond	178	12/22/02
-------------------	-----	----------

Longest Plays		
Rush: Larry Walton	57	10/1/73
Pass: Landry-to-Jessie	82	10/8/72
Punt: Greg Montgomery	64	9/4/94
PR: Pete Mandley	81	12/21/86
KR: Ron Jessie	97	10/3/71
Int: Lem Barney	45	10/22/67
FG: Ed Murray	48	9/9/84
MR: several plays, most recent		

RECORDS & RESULTS

Overall	23-12-0
Home	14-6-0
Road	9-6-0
Field	1-3-0
Georgia Dome	1-3-0

Date	Site	Result
9-25-66	DET	W, 28-10
10-22-67	DET	W, 24-3
12-8-68	DET	W, 24-7
11-8-69	DET	W, 27-21
10-3-71	DET	W, 41-38
8-10-72	Atl	W, 26-23
10-1-73	DET	W, 31-6
9-28-75	Atl	W, 17-14
9-19-76	DET	W, 24-10
9-13-77	Atl	L, 10-14
10-15-78	Atl	L, 0-14
9-23-79	DET	W, 24-23
10-5-80	Atl	L, 28-43
9-18-83	DET	L, 14-30
9-8-84	DET	W, 27-24ot
12-1-85	DET	L, 6-20
12-27-87	Atl	W, 30-13
9-4-88	DET	W, 31-17
12-24-89	Atl	W, 31-24
9-16-91	Atl	W, 21-14
9-5-93	DET	W, 30-13
9-4-94	DET	W, 31-28ot
11-5-95	Atl	L, 22-34
10-6-96	DET	W, 28-24
8-31-97	DET	W, 28-17
12-29-98	DET	L, 17-24
1-12-00	DET	W, 15-10
12-22-02	Atl	L, 15-36
10-10-04	Atl	W, 17-10
11-24-05	DET	L, 7-27
11-5-06	DET	W, 30-14
9-7-08	DET	L, 21-34
10-25-11	DET	L, 16-23
12-22-12	DET	W, 31-18

SERIES NOTES

➤ The Lions have dominated the series against the Falcons, amassing a 23-11 record. The initial meeting took place at Tiger Stadium September 25, 1966, Atlanta's inaugural season, with the Lions running away with a 28-10 win. The Lions are 14-5 at home (5-0 in Tiger Stadium; 8-3 in the Silverdome, 1-2 at Ford Field). Detroit has won 10 of the last 16 games in the series.

➤ The Lions and Falcons met in the regular season opener or closer seven times between 1985-94. The two teams opened or closed the season every year from 1985-89, and met in the regular season opener again in 1997.

➤ Detroit was victorious 13-10 over the Falcons November 12, 2000 at the Pontiac Silverdome. The contest marked the first game and victory by Gary Moeller, who replaced Bobby Ross as head coach six days earlier.

➤ The Lions winning-percentage against the Falcons (.657) is their highest against all NFC opponents and their second highest against all NFL opponents (Cleveland, .778).

➤ With 11 receptions for 225 yards in the teams' most recent meeting (12/22/12), WR Calvin Johnson set a new NFL single-season record for receiving yards (1,892) by breaking Hall of Fame WR Jerry Rice's 17-year old mark of 1,848 in 1995.

PUBLIC RELATIONS

Reggie Roberts/Frank Kleha
4600 Falcon Parkway
Flowery Branch, Ga. 30542
(770) 953-3115

CAROLINA PANTHERS

PANTHERS 2012 SCHEDULE

Sep. 9	at Tampa Bay Buccaneers
Sep. 16	New Orleans Saints
Sep. 20	New York Giants (Thurs)
Sep. 30	at Atlanta Falcons
Oct. 7	Seattle Seahawks
Oct. 14	BYE
Oct. 21	Dallas Cowboys
Oct. 28	at Chicago Bears
Nov. 4	at Washington Redskins
Nov. 11	Denver Broncos
Nov. 18	Tampa Bay Buccaneers
Nov. 26	at Philadelphia Eagles (Mon)
Dec. 2	at Kansas City Chiefs
Dec. 9	Atlanta Falcons
Dec. 16	at San Diego Chargers
Dec. 23	Oakland Raiders
Dec. 30	at New Orleans Saints

2011 Results: 6-10

LIONS SERIES RECORDS

Rushing Attempts		
1 Kevin Smith	24	11/16/08
2t Greg Hill	16	10/24/99
3t Kevin Smith	16	11/20/11

Rushing Yards		
1 Kevin Smith	140	11/20/11
2 Kevin Smith	112	11/16/08
3 Greg Hill	70	10/24/99

Rushing Touchdowns		
1 Kevin Smith	2	11/20/11

Passing Attempts		
1 Matthew Stafford	36	11/20/11
2 Daunte Culpepper	33	11/16/08
3 Joey Harrington	28	10/16/05

Passing Completions		
1 Matthew Stafford	28	11/20/11
2 Daunte Culpepper	20	11/16/08
3 Joey Harrington	17	10/16/05

Passing Yards		
1 Matthew Stafford	335	11/20/11
2 Charlie Batch	210	10/24/99

Passes Intercepted		
1t Daunte Culpepper	2	11/16/08
1t Matthew Stafford	2	11/20/11

Touchdown Passes		
1 Matthew Stafford	5	11/20/11
2 Charlie Batch	2	12/12/93

Receptions		
1 Nate Burleson	6	11/20/11
2 Calvin Johnson	7	11/16/08

Receiving Yards		
1 Marcus Pollard	105	10/16/05
2 Calvin Johnson	89	11/20/11

Receiving Touchdowns		
1t Kevin Smith	1	11/20/11
1t Nate Burleson	1	11/20/11
1t Brandon Pettigrew	1	11/20/11
1t Tony Scheffler	1	11/20/11
1t Titus Young	1	11/20/11
1t Brian Stabilein	1	10/24/99
1t Calvin Johnson	1	11/16/08

Interceptions		
1t Chris Harris	1	11/20/11
1t Stephen Tulloch	1	11/20/11
1t Eric Wright	1	11/20/11
1t DeAndre Levy	1	11/20/11
1t Mark Carrier	1	10/24/99
1t Kenney Kennedy	1	10/16/05
1t Boss Bailey	1	10/16/05
1t Dre Bly	1	10/16/05

Points		
2t Kevin Smith	18	11/20/11
2t Jason Hanson	10	11/16/08

Touchdowns		
1t Kevin Smith	3	11/20/11

Field Goals		
1t Jason Hanson	3	11/16/08

Punts		
1t John Jett	11	9/15/02

Punt Returns		
1t Desmond Howard	3	9/15/02

Punt Return Yards

1 Reggie Swinton	89	12/21/03
------------------	----	----------

Kickoff Returns		
1t Terry Fair	4	10/24/99
1t Reggie Swinton	4	12/21/03

Kickoff Return Yards

1 Terry Fair	130	10/24/99
--------------	-----	----------

Longest Plays		
Rush: Kevin Smith	43	11/20/11
Pass: Harrington-to-Pollard	86	10/16/05
KR: Terry Fair	57	10/24/99
Punt: Nick Harris	50	10/16/05
PR: Reggie Swinton	89	12/21/03
Int: Kenney Kennedy	64	10/16/05
FG: Jason Hanson	56*	11/16/08

RECORDS & RESULTS

Overall	2-4-0
Home	1-1-0
Road	1-3-0
Ford Field	1-1-0
Ericsson Stadium	1-3-0

Date	Site	Result
10-24-99	Car	W, 24-9
9-15-02	Car	L, 7-31
12-10-03	Car	L, 14-21
10-16-05	DET	L, 20-21
10-16-08	Car	L, 22-31
11-20-11	DET	W, 49-35

SERIES NOTES

➤ The Lions and Panthers faced off in their inaugural contest October 24, 1999. Detroit visited Carolina's Ericsson Stadium and handed the Panthers a 24-9 loss. The Panthers made five trips inside the Lions' five-yard line, and the Detroit defense forced two turnovers and yielded only three field goals.

➤ The contest was also the first of two straight games in 1999 where Detroit's defense did not yield a touchdown. That accomplishment marked the first time since 1983 that the Lions have kept opponents out of the end zone in back-to-back games (45-3 wins vs. Pittsburgh November 24, 1983 and 13-2 win vs. Minnesota December 5, 1983).

➤ The Panthers evened the series record at 1-1 with a 31-7 victory at Ericsson Stadium September 15, 2002.

➤ Despite having both a fumble return and a punt return go for touchdowns, the Lions fell short at the eventual NFC Champion Panthers, 21-14, on December 14, 2003.

➤ LB Boss Bailey (34 yards) and S Kenoy Kennedy (64 yards) each returned interceptions back for touchdowns in the Lions last-minute 21-20 loss against Carolina at Ford Field October 16, 2005. The last time the Lions had two interceptions for touchdowns in a game was at Seattle October 24, 1976 when Levi Johnson and Lem Barney both returned interceptions for touchdowns.

➤ QB Matthew Stafford tossed 5 touchdown passes and Kevin Smith scored 3 times (2 rush, 1 rec) to lead the Lions past rookie QB Cam Newton and the Panthers, 49-35, on Nov. 20, 2011.

➤ After a sluggish start against Carolina, November 20, 2011, the Lions overcame a 17-point deficit to defeat the Panthers 49-35 behind QB Matthew Stafford's 5 touchdown passes, all to five different receivers. Just recently re-acquired, RB Kevin Smith rushed for a career-high 140 yards (201 total yards), along with 2 rushing and 1 receiving touchdowns.

PUBLIC RELATIONS

Charlie Dayton
800 S. Mint Street
Charlotte, NC 28202
(704) 358-7000



COACHING & SERIES RECORDS

Detroitlions.com

Media.Detroitlions.com

NEW ORLEANS SAINTS

TAMPA BAY BUCCANEERS

SAINTS 2012 SCHEDULE

Sep. 9	Washington Redskins	
Sep. 16	at Carolina Panthers	
Sep. 23	Kansas City Chiefs	
Sep. 30	at Green Bay Packers	
Oct. 7	San Diego Chargers	
Oct. 14	BYE	
Oct. 21	at Tampa Bay Buccaneers	
Oct. 28	at Denver Broncos	
Nov. 5	Philadelphia Eagles (Mon)	
Nov. 11	Atlanta Falcons	
Nov. 18	at Oakland Raiders	
Nov. 25	at Atlanta Falcons (Thurs)	
Dec. 9	at New York Giants	
Dec. 16	Tampa Bay Buccaneers	
Dec. 23	at Dallas Cowboys	
Dec. 30	Carolina Panthers	

2011 Results: 13-3

LIONS SERIES RECORDS

Rushing Attempts			
1 James Stewart	25	9/3/00	
2 Dexter Bussey	24	9/25/77	
3 Kevin Smith	24	2/21/08	

Rushing Yards			
1 Dexter Bussey	150	9/25/77	
2 Barry Sanders	113	9/21/97	

Rushing Touchdowns			
1 Billy Sims	2	10/12/80	

Passing Attempts			
1 Matthew Stafford	44	12/4/11	
2 Scott Mitchell	43	9/14/97	

Passing Completions			
1 Matthew Stafford	31	12/4/11	
2 Greg Landry	27	11/17/76	

Passing Yards			
1 Matthew Stafford	408	12/4/11	
2 Greg Landry	310	11/17/76	

Passes Intercepted			
1t MR: Matthew Stafford	3	9/13/09	

Touchdown Passes			
1 several players; recent	2		
2 Scott Mitchell	2	9/14/97	

Receptions			
1 Herman Moore	11	9/21/97	
2t Dexter Bussey	8	11/17/76	
2t Richard Johnson	8	12/3/89	

Receiving Yards			
1 Richard Johnson	248	12/3/89	
2t Ray Jarvis	111	11/17/76	
2t Herman Moore	111	9/21/97	

Receiving Touchdowns			
1 Carl Bland	2	9/18/88	

Interceptions			
1t Lem Barney	2	11/19/72	
1t James Hunter	2	10/21/79	

Points			
1 Jason Hanson	13	9/29/02	
2t Billy Sims	12	10/12/80	
2t Carl Bland	12	9/18/88	

Touchdowns			
1t Billy Sims	2	10/12/80	
1t Carl Bland	2	9/18/88	

Field Goals			
1 Jason Hanson	4	9/29/02	

Punts			
1 Jim Arnold	8	12/3/89	

Punt Returns			
1 Walter Stanley	7	12/3/89	

Punt Return Yards			
1 Desmond Howard	119	9/3/00	
2 Walter Stanley	53	12/3/89	

Kickoff Returns			
1 Glyn Milburn	6	9/14/97	
2 Aaron Brown	5	9/13/09	

Kickoff Return Yards			
1 Aaron Brown	180	9/13/09	
2 Glyn Milburn	157	9/14/97	

Longest Plays

Rush: Fred Scott	48t	10/12/80
Pass: Gagliano-to-Johnson		
KR: Aaron Brown	75t	12/3/89
PR: Jim Arnold	57	9/13/09
Punt: Desmond Howard	95t	9/3/00
FG: Wayne Walker	47	11/24/68
Benny Ricardo	47	11/14/76
Steve Mike-Mayer	47	9/25/77
Jason Hanson	47	9/21/97
Jason Hanson	47	9/13/09

RECORDS & RESULTS

Overall.....	9-11-1
Home.....	6-3-1
Road.....	3-8-0
Superdome.....	1-1-0
Ford Field.....	2-6-0

Date	Site	Result
11-24-68	DET	T, 20-20
11-8-70	NO	L, 17-19
1-19-72	DET	W, 27-14
10-14-73	NO	L, 13-20
11-3-74	DET	W, 19-14
11-14-76	NO	L, 16-17
9-25-77	DET	W, 23-19
10-21-79	NO	L, 7-17
10-12-80	DET	W, 24-13
9-18-88	DET	L, 14-22
12-3-89	DET	W, 21-14
10-28-90	NO	W, 27-10
10-4-92	DET	L, 7-13
9-19-93	NO	L, 3-14
9-14-97	NO	L, 17-35
9-3-00	NO	W, 14-10
9-29-02	DET	W, 26-21
12-14-05	SA	W, 13-12
12-21-08	DET	L, 7-42
9-13-09	NO	L, 7-45
12-4-11	NO	L, 17-31
Postseason.....		0-1
Road.....		0-1

Note: New Orleans split home games between San Antonio and Baton Rouge due to Hurricane Katrina.

SERIES NOTES

- In the second game ever played at Ford Field, the Lions claimed a 26-21 win over New Orleans for the first win at the team's new downtown Detroit home.
- The first game played between the Lions and Saints was a 20-20 tie November 24, 1968 in Detroit.
- The home team has generally had the upper hand in the series with Detroit compiling a 6-3-1 mark at home (1-1 at Ford Field) while New Orleans has managed a 6-3 record at home (5-2 in the Superdome).
- In one of the NFL's all-time amazing finishes, New Orleans kicker Tom Dempsey booted a 63-yard field goal as time expired to give the Saints a 19-17 victory in Tulane Stadium November 8, 1970. Dempsey's mighty boot stood alone as the longest field goal in NFL history until Denver's Jason Elam tied the record over 25 years, 1998 vs. Jacksonville.
- The Lions' Richard Johnson tallied 248 yards receiving (second-in team history) on eight receptions and earned NFC Player of the Week honors in Detroit's 21-14 win over the Saints on December 3, 1989.
- The Lions kicked off the 2000 season by defeating the Saints 14-10 at the Superdome. The Lions' only touchdown of the game was courtesy of Desmond Howard's franchise record 95-yard punt return in the fourth quarter.
- K Jason Hanson nailed a 39-yard field goal as time expired in regulation that lifted the Lions to a 13-12 win over New Orleans in San Antonio. The final drive was set up by a Roy Williams 40-yard grab on 4th-and-17. Williams' four catches for 111 yards against the Saints, all in the fourth quarter.

PUBLIC RELATIONS

Greg Bensel/Doug Miller
5600 Airline Highway
Metairie, LA 70003
(504) 733-0255

BUCCANEERS 2012 SCHEDULE

Sep. 9	Carolina Panthers	
Sep. 16	at New York Giants	
Sep. 23	at Dallas Cowboys	
Sep. 30	Washington Redskins	
Oct. 7	BYE	
Oct. 14	Kansas City Chiefs	
Oct. 21	New Orleans Saints	
Oct. 25	at Minnesota Vikings (Thurs)	
Nov. 4	at Oakland Raiders	
Nov. 11	at San Diego Chargers	
Nov. 18	at Carolina Panthers	
Nov. 25	at Denver Broncos	
Dec. 2	Philadelphia Eagles	
Dec. 16	at New Orleans Saints	
Dec. 23	St. Louis Rams	
Dec. 30	at Atlanta Falcons	

2011 Results: 4-12

LIONS SERIES RECORDS

Rushing Attempts			
1t Barry Sanders	29	11/7/93	
1t James Stewart	29	10/19/00	

Rushing Yards			
1 Barry Sanders	237*	11/13/94	
2 Barry Sanders	215	10/12/97	

Rushing Touchdowns			
1t Barry Sanders	3	9/29/91	
1t James Stewart	3	10/19/00	

Passing Attempts			
1 Scott Mitchell	50	9/7/97	

Passing Completions			
1 Eric Hipple	31	9/21/86	

Passing Yards			
1 Gary Danielson	360	12/14/80	
2 Scott Mitchell	352	12/23/95	

Passes Intercepted			
1 Todd Hons	3	10/4/87	
2 Rusty Hilger	3	12/18/88	

Touchdown Passes			
1t Matthew Stafford	3	9/11/11	
1t Rodney Peete	3	10/25/92	

Receptions			
1t MR: Herman Moore	10	12/23/95	

Receiving Yards			
1 Calvin Johnson	152	12/19/10	
2 Fred Croc	148	11/11/79	

Receiving Touchdowns			
1 MR: Calvin Johnson	2	9/11/11	

Interceptions			
1 MR: Bryant Westbrook	2	10/19/00	

Points			
1 James Stewart	20	10/19/00	
2t Barry Sanders	18	9/29/91	
2t Barry Sanders	18	10/12/97	

Touchdowns			
1t Barry Sanders	3	9/29/91	
1t Barry Sanders	3	10/12/97	
1t James Stewart	3	10/19/00	

Field Goals			
1t Eddie Murray	4	12/17/89	
1t Jason Hanson	4	12/9/01	

Punts			
1 Mark Royals	10	9/8/96	

Punt Returns			
1 Ray Williams	8	12/14/80	

Punt Return Yards			
1 Mel Gray	66	12/17/89	

Kickoff Returns			
1 Aveion Cason	7	11/23/08	

Kickoff Return Yards			
1 Desmond Howard	218	9/17/00	

Longest Plays			
Rush: Barry Sanders	85	10/2/94	
Pass: Mitchell-to-Perinam	91t	12/23/95	
KR: Terry Fair	91st*	9/28/99	
Punt: Jim Arnold	60	9/27/92	

PR:	Ray Williams	53	11/23/80
Int:	Jack Christiansen	92t	11/15/83
FG:	Eddie Murray	51	9/21/86

* Lions' Record; MR: several players, most recent

RECORDS & RESULTS

Overall.....	29-25-0
Home.....	15-11-0
Road.....	14-14-0
Ford Field.....	1-2-0
Raymond James Stadium.....	2-2-0

Date	Site	Result
10-21-77	DET	W, 16-7
9-9-78	TB	W, 15-7
11-12-78	DET	W, 34-23
9-1-79	TB	L, 16-31
11-21-79	TB	W, 14-16
11-23-80	TB	W, 24-10
12-14-80	DET	W, 27-14
10-4-81	TB	L, 10-28
12-20-81	DET	L, 17-20
12-28-82	TB	L, 21-23
9-4-83	W	W, 11-0
12-18-83	DET	W, 22-20
9-16-84	TB	L, 17-21
10-14-84	DET	W, 13-7ot
9-29-85	DET	W, 30-9
11-24-85	DET	L, 16-19ot
9-21-86	DET	W, 38-17
11-12-86	TB	W, 30-14
12-7-87	DET	L, 27-31
12-13-87	TB	W, 20-10
11-13-88	DET	L, 20-23
12-18-88	TB	L, 10-21
10-18-89	TB	W, 17-16
12-17-89	DET	W, 33-7
9-9-90	TB	L, 21-38
9-23-90	DET	L, 20-23
9-29-91	DET	W, 31-3
11-10-91	TB	L, 21-30
9-27-92	DET	W, 23-27
10-25-92	TB	W, 38-7
10-3-93	TB	L, 10-27
11-7-93	DET	W, 23-0
10-2-94	DET	L, 14-24
11-13-94	DET	W, 14-9
11-12-95	DET	W, 27-10
12-23-95	TB	W, 27-10
9-8-96	DET	W, 21-6
9-29-96	TB	W, 27-0
9-7-97	DET	L, 17-24
10-12-97	TB	W, 27-9
9-28-98	DET	W, 27-6
11-9-98	TB	W, 20-6
10-31-99	DET	W, 20-6
12-12-99	TB	L, 16-23
9-17-00	DET	L, 10-31
10-19-00	TB	W, 28-14
11-11-01	DET	L, 17-20
12-9-01	DET	L, 14-24
12-15-02	DET	L, 20-23
10-2-05	TB	L, 13-17
10-21-07	DET	W, 23-16
11-23-08	DET	L, 20-38
12-19-10	TB	W, 23-0ot
9-11-11	TB	W, 27-20
Postseason.....		0-1
Road.....		0-1

Date	Site	Result
12-28-97	TB	L, 10-20

SERIES NOTES

- In Detroit's 14-9 win at the Silverdome November 13, 1994, Barry Sanders rushed for a franchise-record 237 yards (then-sixth-highest single-game total in NFL history). Sanders gained a NFL record 200 yards in the second half.
- Sanders made history in Detroit's 27-9 win over the Buccaneers at Tampa Bay October 12, 1997. He became the first player in NFL history to record two 80-yard TD runs in the same game. He broke off an 80-yard scoring play late in the first quarter and added an 82-yard touchdown romp in the third quarter, finishing the day with 215 yards.
- The Lions ended a 26-game road losing streak December 29, 2010 when they claimed a 23-20 overtime win.
- In the 2011 season opener, the Lions claimed a 27-20 win on the road behind 305 passing yards and 3 TDs by QB Matthew Stafford and 2 TD grabs by WR Calvin Johnson.

PUBLIC RELATIONS

Jonathan Grella
One Buccaneer Place
Tampa, FL 33607
(813) 870-2700



COACHING & SERIES RECORDS

Detroitlions.com
Media.Detroitlions.com

ARIZONA CARDINALS

CARDINALS 2012 SCHEDULE

Sep. 9	Seattle Seahawks
Sep. 16	at New England Patriots
Sep. 23	Philadelphia Eagles
Sep. 30	Miami Dolphins
Oct. 4	at St. Louis Rams (Thurs)
Oct. 14	Buffalo Bills
Oct. 21	at Minnesota Vikings
Oct. 29	San Francisco 49ers (Mon)
Nov. 4	Green Bay Packers
Nov. 11	BYE
Nov. 18	at Atlanta Falcons
Nov. 25	St. Louis Rams
Dec. 2	at New York Jets
Dec. 9	at Seattle Seahawks
Dec. 16	Detroit Lions
Dec. 23	Chicago Bears
Dec. 30	at San Francisco 49ers

2011 RECORD: 8-8

LIONS SERIES RECORDS

Rushing Attempts		
1 Barry Sanders	27	11/1/98
2 Kevin Jones	26	12/5/04
3 Billy Sims	25	9/21/80

Rushing Yards		
1 Kevin Jones	196	12/5/04
2 Barry Sanders	147	11/17/95
3 Maurice Morris	126	12/20/09

Rushing Touchdowns		
1 Dan Lewis	2	11/12/61

Passing Attempts		
1 Charlie Batch	62	11/18/01
2 Matthew Stafford	50	12/16/12
3 Jon Kitna	45	11/11/07

Passing Completions		
1 Charlie Batch	36	11/18/01
2 Jon Kitna	32	11/11/07

Passing Yards		
1 Charlie Batch	436	11/18/01
2 Gus Frerotte	375	11/14/99

Passes Intercepted		
1 Gary Danielson	5	12/3/78

Touchdown Passes		
1t Joey Harrington	4	9/7/03
2t Erik Kramer	3	12/12/93
2t Charlie Batch	3	11/18/01
3t Joey Harrington	3	11/13/05

Receptions		
1 Lamont Warren	11	11/18/01
2 Calvin Johnson	10	12/16/12

Receiving Yards		
1 Johnnie Morton	153	11/18/01
2 Germaine Crowell	142	11/14/99
3 Calvin Johnson	121	12/16/12

Receiving Touchdowns		
1 Roy Williams	3	11/13/05
2t Pat Studstill	2	10/1/67
2t David Sloan	2	11/18/01
2t Charles Rogers	2	9/7/03
2t Roy Williams	2	11/11/07

Interceptions		
1t Lem Barney	2	12/6/70
1t Dre Bly	2	12/5/04

Points		
1 Roy Williams	18	11/13/05
2t Jason Hanson	14	9/26/93
2t Jason Hanson	14	12/5/04

Touchdowns		
1 Roy Williams	3	11/13/05
2t MR: Roy Williams	2	11/11/07

Field Goals		
1t Jason Hanson	4	9/26/93
1t Jason Hanson	4	12/5/04
3 Jason Hanson	3	11/1/98

Punts		
1 Nick Harris	8	12/16/12

Punt Returns		
1 Tony Leonard	6	12/3/78
2t Terry Farr	2	11/1/98
2t Eddie Drummond	5	12/8/02

Punt Return Yards

1 Eddie Drummond	100	12/8/02
2 Eddie Drummond	77	9/7/03

Kickoff Returns		
1 Larry Foster	7	11/18/01

Kickoff Return Yards		
1 Derrick Williams	154	12/20/09
2 Johnnie Morton	136	9/17/95

Longest Plays		
Rush: Kevin Jones	74	12/5/04
Pass: Gus Frerotte-to-Germaine Crowell	77t	11/14/99

KR: Mel Gray	61	9/26/93
Punt: Pat Studstill	67	10/1/67
PR: Eddie Drummond	73	12/8/02
Int: Louis Delmas	101t	12/20/09
FG: Errol Mann	52	12/2/73

MR: several plays, most recent

RECORDS & RESULTS

Overall	33-25-5
Home	19-11-3
Road	12-14-2
Ford Field	3-1-0
Univ. of Phoenix Stadium	0-3-0

Date	Site	Result
10-5-30	POR	L 0-7
10-26-30	Chi	L 13-23
9-23-31	POR	W 13-3
11-22-31	Chi	L 19-20
10-2-32	POR	T 7-7
10-1-33	POR	W 7-6
9-30-34	DET	W 6-3
11-11-34	Chi	W 13-7
9-29-35	DET	T 10-10
11-3-35	Chi	W 7-6
9-27-36	DET	W 39-0
11-22-36	Chi	W 14-7
9-19-37	DET	W 16-7
11-21-37	Chi	W 16-7
10-23-38	DET	W 10-0
11-20-38	Chi	W 7-3
9-10-39	DET	W 21-13
10-1-39	Chi	W 17-3
9-15-40	Chi	T 0-0
10-6-40	DET	W 43-14
9-27-41	Chi	T 14-14
11-30-41	DET	W 21-3
9-20-42	Chi	L 0-13
10-18-42	DET	L 0-7
9-19-43	DET	W 35-17
10-17-43	Chi	W 7-0
9-23-45	Chi	W 10-0
10-21-45	DET	W 26-0
9-30-46	Chi	L 14-34
10-13-46	DET	L 14-36
9-28-47	Chi	L 21-48
11-9-47	DET	W 17-17
11-7-48	Chi	L 20-56
11-25-48	DET	L 14-28
10-23-49	Chi	W 24-7
11-6-49	DET	L 19-42
12-6-50	DET	W 45-21
11-12-61	SFL	W 45-14
10-1-67	SFL	L 28-38
11-16-69	DET	W 20-0
12-6-70	DET	W 16-3
12-2-73	SFL	W 20-16
12-21-75	DET	L 13-24
12-3-78	SFL	L 16-2
9-21-80	DET	W 20-7
12-7-80	SFL	L 23-24
9-10-89	DET	L 13-16
9-26-93	DET	W 26-20
12-12-93	Phx	W 21-14
9-17-95	DET	L 17-20
11-1-98	DET	L 15-17
11-14-99	Arz	L 19-23
11-18-01	Arz	L 38-45
12-8-02	DET	L 20-23ot
9-7-03	DET	W 42-24
12-5-04	DET	W 26-12
11-13-05	DET	W 29-21
11-19-06	Arz	L 10-17
11-11-07	Arz	L 21-31
12-20-09	DET	L 24-31
12-16-12	Arz	L 10-38

Notes: From 1930-33, the Lions were the Portsmouth (POR) Spartans. The Arizona Cardinals were located in Chicago from 1920-59 and in St. Louis from 1960-87 before moving to Phoenix, Ariz., in 1988.

The team became the Arizona Cardinals in 1994.

SERIES NOTES

➤ Detroit's series with the Cardinals is the oldest in the history of the Lions' franchise. The first game was played October 5, 1930 between the Portsmouth Spartans and the Chicago Cardinals, and it ended in a scoreless tie. That game is one of two scoreless ties (other was a 0-0 tie played September 15, 1940) played between the Lions and the Cardinals in their series. The Lions own a 31-24-5 advantage over the Cardinals.

➤ September 30, 1934 marked the first occasion that the Detroit Lions and the Chicago Cardinals matched up, and the Lions were victorious 6-0.

➤ In all, the Portsmouth Spartans were 2-2-2 vs. the Chicago Cardinals. Detroit has registered a 19-9-3 mark against the Chicago Cardinals, a 5-4 record over the St. Louis Cardinals and have a 3-8 mark since the Cardinals moved to Phoenix.

➤ The Lions-Cardinals series is one of four series (Chicago, Green Bay and New York Giants), in franchise history that dates back to 1930, Portsmouth's inaugural season in the NFL.

➤ The teams met twice in 1993 with Detroit winning both contests, 26-20 at the Silverdome September 26 and 21-14 in Phoenix December 12.

➤ Behind the record-setting performance by QB Charlie Batch at Arizona November 18, 2001 (a then franchise record 436 yards passing), the Lions' offense set several team records and collected some of the franchise's highest totals in other team offensive categories. The Lions' 62 pass attempts set the team's single-game record by surpassing the previous high of 57 attempts accomplished vs. Chicago 10/9/88. The team's 36 completions are better than the 33 completions tossed at Cleveland 9/28/86 and vs. Green Bay 10/25/87. The Lions' established a new record for net passing yards by airing out 423 yards, which is better than the previous high of 395 vs. Minnesota 11/23/95. And the 22 first downs gained on pass plays is a new team record, passing the old mark of 20 set vs. Minnesota 11/23/95.

➤ Detroit snapped a five-game losing streak in the series in the 2003 season opener with a 42-24 win over the Cardinals at Ford Field. The win was the first for former Lions Head Coach Steve Mariucci. QB Joey Harrington threw for a career-high four touchdown passes in the game.

➤ In Detroit's 26-12 win over Arizona December 5, 2004, RB Kevin Jones ran for a career-high 196 yards on 26 carries, 105 of which came in the first half. It is the second-highest rushing total by a Lions rookie in team history, just one yard shy of Mel Farr's record of 197 yards on 24 carries at Minnesota (11/12/67).

➤ In the same 2004 contest, K Jason Hanson became the 20th player in NFL history to reach the 1,300-point plateau.

➤ In a 2009 meeting at Ford Field (12/20) S Louis Delmas returned an interception 101 yards for a touchdown which was the longest by a NFL rookie since 1926 (Columbus RB Pete Barnum, 103t at Canton 9/26/26). It also ranks as the longest by a Lions rookie in team history and is tied for the second longest in franchise history.

➤ WR Calvin Johnson tied an NFL record for most-consecutive games with 100+ receiving yards with 7 in the teams' most recent meeting at University of Phoenix Stadium (12/16/12). Johnson finished the game with 10 receptions for 121 yards.

PUBLIC RELATIONS

Mark Dalton/Chris Melvin
8701 S.Hardy Drive
Phoenix, AZ 85284-2800
(602) 379-0101



COACHING & SERIES RECORDS

Detroitlions.com
Media.Detroitlions.com

ST. LOUIS RAMS

RAMS 2012 SCHEDULE

Sep. 9	at Detroit Lions
Sep. 16	Washington Redskins
Sep. 23	at Chicago Bears
Sep. 30	Seattle Seahawks
Oct. 4	Arizona Cardinals (Thurs)
Oct. 14	at Miami Dolphins
Oct. 21	Green Bay Packers
Oct. 28	New England Patriots (London)
Nov. 4	BYE
Nov. 11	at San Francisco 49ers
Nov. 18	New York Jets
Nov. 25	at Arizona Cardinals
Dec. 2	San Francisco 49ers
Dec. 9	at Buffalo Bills
Dec. 16	Minnesota Vikings
Dec. 23	at Tampa Bay Buccaneers
Dec. 30	at Seattle Seahawks

2011 Results: 2-14

LIONS SERIES RECORDS

Rushing Attempts	
1t Barry Sanders	26 11/17/91
1t Barry Sanders	25 10/24/93
3 Billy Sims	22 9/19/82
4 Billy Sims	22 9/7/80

Rushing Yards	
1 Billy Sims	153 9/7/80
2 Dan Lewis	128 10/30/60
3t Lew Carpenter	118 10/10/54
3t Billy Sims	119 9/19/82

Rushing Touchdowns	
1t Jim Ninowski	3 10/30/60
1t Billy Sims	3 9/7/80

Passing Attempts	
1 Eric Hipple	50 10/19/86
2 Chuck Long	48 12/6/87
3 Matthew Stafford	48 9/9/12

Passing Completions	
1 Eric Hipple	31 10/19/86
2 Jon Kitra	29 10/1/06

Passing Yards	
1 Matthew Stafford	355 9/9/12
2 Milt Plum	347 11/1/64
3 Eric Hipple	316 10/19/86

Passes Intercepted	
1 Jim Ninowski	5 10/30/60

Touchdown Passes	
1 MR. Shaun Hill	3 12/28/03

Receptions	
1t James Gibbons	9 10/30/60
1t Herman Hunter	9 10/19/86
1t Roy Williams	9 10/1/06
4t Gernane Crowell	8 11/7/99
4t Mike Furrey	8 10/1/06

Receiving Yards	
1 Gail Cogbill	165 11/1/64
2 Gernane Crowell	163 11/7/99
3 Ron Jessie	149 10/6/74

Receiving Touchdowns	
1 MR. Mike Furrey	2 10/1/06

Interceptions	
1t Yale Lary	3 10/28/56
1t Joe Schmidt	3 10/26/58

Points	
1 Pat Harder	19 12/21/52#
2t Jim Ninowski	18 10/30/60
2t Billy Sims	18 9/7/80

Touchdowns	
1t Jim Ninowski	3 10/30/60
1t Billy Sims	3 9/7/80

Field Goals	
1t Errol Mann	4 12/14/69
1t Bob Thomas	4 9/19/82
3t Jason Hanson	3 10/23/93
3t Jason Hanson	3 11/7/99
3t Jason Hanson	3 12/28/03

Punts	
1 Jerry DePoyster	10 11/3/68

Punt Returns	
1 MR. Pete Mandley	5 10/19/86

Punt Return Yards	
1 Jack Christiansen	126 10/14/51
Kickoff Returns	
1t Desmond Howard	6 10/8/01
1t Eddie Drummond	6 10/1/06
Kickoff Return Yards	
1 Wally Triplett	294* 10/28/50
Longest Plays	
Rush: Dan Lewis	74t 10/30/60
Pass: Earl Morrall to Dave Middleton	79t 11/15/59
KR: Stefan Logan	105 10/10/10
Punt: Jim Arnold	68 10/24/93
PR: Jack Christiansen	69t 10/14/51
Int: Jack Christiansen	92t 11/1/53
FG: Eddie Murray	53 12/6/87

* Lions' Record; * Postseason Game; MR: several players, most recent

RECORDS & RESULTS

Overall	39-42-1
Home	21-21-0
Road	18-21-1
Neutral	0-0-0
Division	3-1-0
Conference	0-1-0
Date	Site
9-10-37	Cle
11-7-37	DET
10-2-38	Cle
11-8-38	DET
10-15-39	DET
11-19-39	DET
9-29-40	Cle
11-3-40	Cle
10-14-41	DET
11-2-41	Cle
9-27-42	DET
11-15-42	Cle
10-15-44	DET
11-26-44	Cle
11-22-45	DET
10-20-46	LA
11-3-46	DET
10-12-47	DET
11-23-47	LA
9-22-48	LA
10-24-48	DET
9-23-49	LA
10-16-49	DET
10-15-50	DET
10-28-50	DET
10-14-51	DET
12-9-51	LA
10-3-52	LA
10-19-52	DET
10-18-53	DET
11-1-53	DET
10-10-54	DET
10-31-54	LA
10-9-55	DET
10-23-55	LA
10-14-56	DET
10-28-56	LA
10-13-57	DET
10-27-57	DET
10-12-58	DET
10-26-58	LA
10-25-59	DET
11-15-59	DET
10-30-60	LA
11-13-60	DET
10-15-61	DET
10-29-61	LA
10-14-62	DET
11-4-62	LA
9-14-63	LA
11-17-63	DET
9-18-64	LA
11-1-64	DET
9-10-65	DET
11-4-65	DET
10-31-65	DET
10-9-66	DET
12-4-66	LA
11-23-67	DET
11-3-68	DET
12-14-69	DET
9-14-70	DET
11-14-71	DET
12-17-72	LA
10-6-74	LA
11-27-75	DET
12-11-76	DET
9-7-80	LA
11-1-81	LA
9-19-82	LA
10-2-83	LA

10-19-86	LA
12-6-87	DET
9-11-88	LA
11-17-91	DET
10-24-93	LA
11-7-99	DET
10-8-01	DET
12-28-03	DET
10-01-06	SIL
11-1-09	DET
10-10-10	DET
9-9-12	DET
Postseason	1-0
Home	1-0
Date	Site
12-21-52	DET
12-31-21	DET

Note: The Rams were located in Cleveland from 1937-45 and Los Angeles from 1946-94. The club relocated to St. Louis in 1995.

SERIES NOTES

- The St. Louis Rams lead the Lions in the all-time series 42-39-1. In their series, the Rams have been located in three different cities, Cleveland (1937-45), Los Angeles (1946-94) and St. Louis (since 1995).
- Overall, Detroit was 8-7 vs. the Cleveland Rams, 27-32-1 vs. the Los Angeles Rams and are 4-3 vs. the St. Louis Rams.
- The inaugural game between the two teams was played September 10, 1937 when the Lions claimed a 28-0 shutout at Cleveland.
- After the Rams moved to Los Angeles, the clubs faced off twice each season from 1946-66. The Rams owned a slight edge, 21-20-1, in those games played.
- The Lions played the Rams November 7, 1999 in the first meeting between the teams since the Rams moved from Los Angeles to St. Louis. Detroit won the affair 31-27 at the Silverdome in the final minute of the game when QB Gus Frerotte hit WR Johnnie Morton on a 12-yard touchdown pass with 28 seconds remaining to play for the game winning score. On the final drive, Frerotte completed a 57-yard pass to WR Gernane Crowell on a fourth-and-26 play to keep the drive alive.
- In the 2003 season finale, the Lions defeated the St. Louis Rams at Ford Field, 30-20, denying the Rams' bid for homefield advantage throughout the playoffs.
- In the Lions 44-6 win over St. Louis, October 10, 2010, KR Stefan Logan set a new team record with a 105-yard kickoff return for a touchdown. QB Shaun Hill connected on 3 touchdown passes, CB Alphonso Smith returned a 42-yard interception for a touchdown and rookie DT Ndamukong Suh registered his first career interception on a tipped pass (20-yard return).
- In the teams' most recent meeting, the Lions orchestrated a 27-23 come-from-behind win over the Rams on Sept. 9, 2012 in the team's season home opener. QB Matthew Stafford led the team on a 9-play, 80-yard drive with 1:55 left to play before finding RB Kevin Smith for a 5-yard touchdown pass for the go-ahead score. The victory marked Stafford's seventh career fourth quarter game-winning drive when trailing or tied.

PUBLIC RELATIONS

Artis Twyman
One Rams Way
St. Louis, MO 63045
(314) 982-7267



COACHING & SERIES RECORDS

Detroitlions.com

Media.Detroitlions.com

SAN FRANCISCO 49ERS

SEATTLE SEAHAWKS

49ERS 2012 SCHEDULE

Sep. 9	at Green Bay Packers
Sep. 16	Detroit Lions
Sep. 23	at Minnesota Vikings
Sep. 30	at New York Jets
Oct. 7	Buffalo Bills
Oct. 14	New York Giants
Oct. 18	Seattle Seahawks (Thurs)
Oct. 29	at Arizona Cardinals (Mon)
Nov. 4	BYE
Nov. 11	St. Louis Rams
Nov. 19	at Chicago Bears (Mon)
Nov. 25	at New Orleans Saints
Dec. 2	at St. Louis Rams
Dec. 9	Miami Dolphins
Dec. 16	at New England Patriots
Dec. 23	at Seattle Seahawks
Dec. 30	Arizona Cardinals

2011 Results: 13-3

LIONS SERIES RECORDS

Rushing Attempts	
1 James Jones	30 10/20/85
2 Barry Sanders	28 12/23/96

Rushing Yards	
1 Barry Sanders	175 12/23/96
2 Mel Farr	117 11/22/70

Rushing Touchdowns	
1 MR: Billy Sims	2 12/31/83#

Passing Attempts	
1 Matthew Stafford	50 10/16/11
2 Bobby Layne	45 10/30/95

Passing Completions	
1t Scott Mitchell	28 9/25/95
1t Matthew Stafford	28 10/16/11

Passing Yards	
1 Earl Morrall	330 11/3/63
2 Matthew Stafford	293 10/16/11

Passes Intercepted	
1 Gary Danielson	5 12/31/83#

Touchdown Passes	
1t Tobin Rote	4 11/3/57
1t Mitt Flannery	4 9/23/62
1t Earl Morrall	4 11/3/63

Receptions	
1 Billy Sims	11 11/2/80
2 Terry Barr	10 11/3/63

Receiving Yards	
1 Jim Gibbons	161 12/13/64
2 James Doran	150 11/3/57

Receiving Touchdowns	
1t Jim Doran	3 11/3/57
1t Terry Barr	3 11/3/63

Interceptions	
1 MR: Lem Barney	2 11/2/75

Points	
1 Jim Doran	18 11/3/57
2 Terry Barr	18 11/3/63

Touchdowns	
1t Jim Doran	3 11/3/57
1t Terry Barr	3 11/3/63

Field Goals	
1t MR: Jason Hanson	4 9/16/12

Punts	
1 Wilbur Summers	12* 10/23/77

Punt Returns	
1 Lem Barney	6 11/2/69

Punt Return Yards	
1 Tom Watkins	184* 10/6/63

Kickoff Returns	
1t Eddie Drummond	6 11/12/06
1t Brandon Middleton	6 9/21/08

Kickoff Return Yards	
1 Mel Gray	151 10/9/94

Longest Plays	
Rush: Dan Lewis	64 9/23/62
Pass: Mitt Plum-to-Jim Gibbons	82* 12/13/64
KR: Bob Williams	71 11/2/69
Punt: Yale Ray	74 9/13/64

PR: Tommy Watkins	90t 10/6/63
Int: Robert Bailey	74t 11/4/01
FG: Eddie Murray	54 12/31/83#
* Lions' Record, * Postseason Game; MR: several players, most recent	

RECORDS & RESULTS

Overall	26-36-1
Home	16-14-0
Road	10-22-1
Field	12-16-51
Candlestick Park	2-12-0

Date	Site	Result
10-8-50	DET	W, 24-7
10-22-50	DET	L, 27-28
12-2-51	DET	L, 10-20
12-16-51	SF	L, 17-21
9-28-52	SF	L, 3-17
10-12-52	DET	L, 0-28
10-11-53	DET	W, 24-21
10-25-53	DET	W, 14-10
10-24-54	SF	L, 31-37
11-14-54	SF	W, 48-7
10-16-55	SF	L, 24-27
10-30-55	SF	L, 21-38
10-21-56	DET	W, 20-17
11-4-56	SF	W, 17-13
11-3-57	SF	L, 31-35
11-27-57	SF	W, 31-10
12-2-58	SF	L, 21-24
11-16-58	DET	W, 35-21
10-18-59	DET	L, 13-34
11-1-59	DET	L, 7-33
10-9-60	DET	L, 10-14
11-8-60	DET	W, 24-0
10-1-61	DET	W, 49-0
11-5-61	SF	T, 20-20
11-11-62	SF	W, 38-24
9-23-63	DET	W, 45-24
10-6-63	DET	W, 26-3
11-3-63	DET	W, 45-7
9-13-64	SF	W, 26-17
12-13-64	DET	W, 24-7
11-14-65	DET	L, 21-27
12-5-65	SF	L, 14-17
10-23-66	SF	L, 24-27
11-24-66	SF	L, 14-41
10-28-67	SF	W, 45-3
12-7-68	DET	L, 7-14
11-27-68	DET	W, 26-14
11-2-69	SF	W, 28-14
11-22-70	SF	W, 28-14
12-19-71	SF	L, 27-31
11-4-73	SF	W, 39-20
10-14-74	DET	W, 28-17
11-2-75	DET	W, 28-17
10-23-77	SF	L, 7-28
12-17-78	DET	W, 33-14
11-2-80	DET	W, 17-13
9-8-81	DET	W, 24-17
9-2-84	DET	L, 27-30
10-20-85	DET	W, 23-21
12-8-86	SF	L, 13-20
10-20-91	SF	L, 3-35
12-28-92	DET	L, 6-24
12-19-93	SF	L, 17-55
10-9-94	DET	L, 21-27
9-25-95	DET	W, 27-24
12-23-96	SF	L, 14-24
12-14-98	SF	L, 13-35
11-4-01	SF	L, 13-21
10-5-03	SF	L, 17-24
11-12-06	DET	L, 13-19
9-21-08	SF	L, 13-31
12-27-09	SF	L, 6-20
10/16/11	DET	L, 18-25
9/16/12	SF	L, 19-27

Postseason	1-1
Road	0-2-0

Date	Site	Result
12-22-57	SF	W, 31-27
12-31-83	SF	L, 23-24

Series	Notes
1	The Lions' dramatic 31-27 come-from-behind playoff win at San Francisco December 22, 1957 set the stage for Detroit's last NFL Championship. The week after the "Comeback at Kezar," the Lions routed Cleveland 59-14 for its third league title in six years.
2	In Detroit's regular season finale December 23, 1996 at San Francisco, Barry Sanders cruised for 175 yards in claiming his third-career NFL rushing title. Sanders entered the game needing 161 yards to earn the rushing title.

Points	
1 Jim Doran	18 11/3/57
2 Terry Barr	18 11/3/63

Touchdowns	
1t Jim Doran	3 11/3/57
1t Terry Barr	3 11/3/63

Interceptions	
1 MR: Lem Barney	2 11/2/75

Points	
1 Jim Doran	18 11/3/57
2 Terry Barr	18 11/3/63

Touchdowns	
1t Jim Doran	3 11/3/57
1t Terry Barr	3 11/3/63

Field Goals	
1t MR: Jason Hanson	4 9/16/12

Punts	
1 Wilbur Summers	12* 10/23/77

Punt Returns	
1 Lem Barney	6 11/2/69

Punt Return Yards	
1 Tom Watkins	184* 10/6/63

Kickoff Returns	
1t Eddie Drummond	6 11/12/06
1t Brandon Middleton	6 9/21/08

Kickoff Return Yards	
1 Mel Gray	151 10/9/94

Longest Plays	
Rush: Dan Lewis	64 9/23/62
Pass: Mitt Plum-to-Jim Gibbons	82* 12/13/64
KR: Bob Williams	71 11/2/69
Punt: Yale Ray	74 9/13/64

PR: Tommy Watkins	90t 10/6/63
Int: Robert Bailey	74t 11/4/01
FG: Eddie Murray	54 12/31/83#
* Lions' Record, * Postseason Game; MR: several players, most recent	

Overall	26-36-1
Home	16-14-0
Road	10-22-1
Field	12-16-51
Candlestick Park	2-12-0

Date	Site	Result
10-8-50	DET	W, 24-7
10-22-50	DET	L, 27-28
12-2-51	DET	L, 10-20
12-16-51	SF	L, 17-21
9-28-52	SF	L, 3-17
10-12-52	DET	L, 0-28
10-11-53	DET	W, 24-21
10-25-53	DET	W, 14-10
10-24-54	SF	L, 31-37
11-14-54	SF	W, 48-7
10-16-55	SF	L, 24-27
10-30-55	SF	L, 21-38
10-21-56	DET	W, 20-17
11-4-56	SF	W, 17-13
11-3-57	SF	L, 31-35
11-27-57	SF	W, 31-10
12-2-58	SF	L, 21-24
11-16-58	DET	W, 35-21
10-18-59	DET	L, 13-34
11-1-59	DET	L, 7-33
10-9-60	DET	L, 10-14
11-8-60	DET	W, 24-0
10-1-61	DET	W, 49-0
11-5-61	SF	T, 20-20
11-11-62	SF	W, 38-24
9-23-63	DET	W, 45-24
10-6-63	DET	W, 26-3
11-3-63	DET	W, 45-7
9-13-64	SF	W, 26-17
12-13-64	DET	W, 24-7
11-14-65	DET	L, 21-27
12-5-65	SF	L, 14-17
10-23-66	SF	L, 24-27
11-24-66	SF	L, 14-41
10-28-67	SF	W, 45-3
12-7-68	DET	L, 7-14
11-27-68	DET	W, 26-14
11-2-69	SF	W, 28-14
11-22-70	SF	W, 28-14
12-19-71	SF	L, 27-31
11-4-73	SF	W, 39-20
10-14-74	DET	W, 28-17
11-2-75	DET	W, 28-17
10-23-77	SF	L, 7-28
12-17-78	DET	W, 33-14
11-2-80	DET	W, 17-13
9-8-81	DET	W, 24-17
9-2-84	DET	L, 27-30
10-20-85	DET	W, 23-21
12-8-86	SF	L, 13-20
10-20-91	SF	L, 3-35
12-28-92	DET	L, 6-24
12-19-93	SF	L, 17-55
10-9-94	DET	L, 21-27
9-25-95	DET	W, 27-24
12-23-96	SF	L, 14-24
12-14-98	SF	L, 13-35
11-4-01	SF	L, 13-21
10-5-03	SF	L, 17-24
11-12-06	DET	L, 13-19
9-21-08	SF	L, 13-31
12-27-09	SF	L, 6-20
10/16/11	DET	L, 18-25
9/16/12	SF	L, 19-27

Postseason	1-1
Road	0-2-0

Date	Site	Result
12-22-57	SF	W, 31-27
12-31-83	SF	L, 23-24

Series	Notes
1	The Lions' dramatic 31-27 come-from-behind playoff win at San Francisco December 22, 1957 set the stage for Detroit's last NFL Championship. The week after the "Comeback at Kezar," the Lions routed Cleveland 59-14 for its third league title in six years.
2	In Detroit's regular season finale December 23, 1996 at San Francisco, Barry Sanders cruised for 175 yards in claiming his third-career NFL rushing title. Sanders entered the game needing 161 yards to earn the rushing title.

Points	
1 Jim Doran	18 11/3/57
2 Terry Barr	18 11/3/63

Touchdowns	
1t Jim Doran	3 11/3/57
1t Terry Barr	3 11/3/63

Interceptions	
1 MR: Lem Barney	2 11/2/75

Points	
1 Jim Doran	18 11/3/57
2 Terry Barr	18 11/3/63

Touchdowns	
1t Jim Doran	3 11/3/57
1t Terry Barr	3 11/3/63

Field Goals	
1t MR: Jason Hanson	4 9/16/12

SEAHAWKS 2012 SCHEDULE

Sep. 9	at Arizona Cardinals
Sep. 16	Dallas Cowboys
Sep. 24	Green Bay Packers (Mon)
Sep. 30	at St. Louis Rams
Oct. 7	at Carolina Panthers
Oct. 14	New England Patriots
Oct. 18	at San Francisco 49ers (Thurs)
Oct. 28	at Detroit Lions
Nov. 4	Minnesota Vikings
Nov. 11	New York Jets
Nov. 18	BYE
Nov. 25	at Miami Dolphins
Dec. 2	at Chicago Bears
Dec. 9	Arizona Cardinals
Dec. 16	at Buffalo Bills (Toronto)
Dec. 23	San Francisco 49ers
Dec. 30	St. Louis Rams

2011 Results: 7-9

LIONS SERIES RECORDS

Rushing Attempts	
1 Barry Sanders	22 10/17/93



COACHING & SERIES RECORDS

Detroitlions.com
Media.Detroitlions.com

BUFFALO BILLS

MIAMI DOLPHINS

BILLS 2012 SCHEDULE

Sep. 9	at New York Jets
Sep. 16	Kansas City Chiefs
Sep. 23	at Cleveland Browns
Sep. 30	New England Patriots
Oct. 7	at San Francisco 49ers
Oct. 14	at Arizona Cardinals
Oct. 21	Tennessee Titans
Oct. 28	BYE
Nov. 4	at Houston Texans
Nov. 11	at New England Patriots
Nov. 15	Miami Dolphins (Thurs)
Nov. 25	at Indianapolis Colts
Dec. 2	Jacksonville Jaguars
Dec. 9	St. Louis Rams
Dec. 16	Seattle Seahawks (Toronto)
Dec. 23	at Miami Dolphins
Dec. 30	New York Jets

2011 Results: 6-10

LIONS SERIES RECORDS

Rushing Attempts	27	11/25/76
1 Dexter Bussey	27	10/28/79
2 Dexter Bussey	26	12/22/91
3 Barry Sanders	26	12/22/91

Rushing Yards	139	10/28/79
1 Dexter Bussey	139	11/25/76
2 Dexter Bussey	137	11/25/76
3 Kevin Jones	127	10/15/06

Rushing Touchdowns	1	10/15/06
1 MR: Kevin Jones	1	10/15/06

Passing Attempts	50	11/14/10
1 Shaun Hill	42	10/27/02
2 Joey Harrington	42	10/27/02
3 Scott Mitchell	38	10/5/97

Passing Completions	29	11/14/10
1 Shaun Hill	29	11/14/10
2 Jon Kitna	24	10/15/06

Passing Yards	351	11/24/94
1 Dave Krieg	351	11/24/94
2 Shaun Hill	323	11/14/10

Touchdown Passes	3	12/10/72
1 Greg Landry	3	12/10/72
1 Dave Krieg	3	11/24/94

Passes Intercepted	2	12/22/91
1 Erik Kramer	2	12/22/91

Receptions	10	10/15/06
1 Roy Williams	10	10/15/06
1 Calvin Johnson	10	11/14/10
3t Herman Moore	8	10/5/97
3t James Stewart	8	10/27/02

Receiving Yards	169	11/24/94
1 Herman Moore	161	11/15/06
2 Roy Williams	128	11/14/10
3 Calvin Johnson	128	11/14/10

Touchdown Receiving	2	11/25/76
1 David Hill	2	11/25/76

Interceptions	2	11/24/94
1 Willie Clay	2	11/24/94

Points	12	11/25/76
1 David Hill	12	11/25/76

Touchdowns	2	11/25/76
1 David Hill	2	11/25/76

Field Goals	2	11/25/76
1t Bernie Ricardo	2	10/5/97
1t Jason Hanson	2	10/15/06
1t Jason Hanson	2	11/14/10
1t Dave Rayner	2	11/14/10

Punt Returns	3	11/25/76
1 Lem Barney	3	11/25/76

Punt Return Yards	56	11/25/76
1 Lem Barney	56	11/25/76

Kickoff Returns	4	10/27/02
1 Desmond Howard	4	10/27/02
2t Ken Galletti	3	11/24/94
2t Mel Gray	3	11/24/94
2t Glyn Milburn	3	10/5/97
2t Eddie Drummond	3	10/15/06

Kickoff Return Yards	69	10/5/97
1 Glyn Milburn	69	10/5/97
2 Desmond Howard	68	10/27/02

3 Mel Gray	67	11/24/94
Punts	8	11/14/10
1 Nick Harris	8	11/14/10
2 John Jett	7	10/27/02
3 Jim Arnold	6	12/22/91
Longest Plays	52	10/15/06
Rush: Kevin Jones	52	10/15/06
Pass: Dave Krieg-to-Herman Moore	51	11/24/94
KR: Mel Gray	35	11/24/94
Punt: Herman Weaver	56	11/25/76
PR: Lem Barney	30	11/25/76
Int: Willie Clay	28	11/24/94
FG: Jason Hanson	43	10/15/06

RECORDS & RESULTS

Overall.....	4-4-1	
Home.....	3-1-0	
Road.....	1-3-1	
Field.....	1-0-0	
Ralph Wilson Stadium.....	1-3-0	
Date.....	Site.....	Result.....
12-10-72	Buf	T 21-21
11-25-76	DET	W 27-14
10-28-79	DET	L 17-20
12-22-91	Buf	W 17-14ot
11-24-94	DET	W 35-21
10-5-97	Buf	L 13-22
10-27-02	Buf	L 17-24
10-15-06	DET	W 20-17
11-14-10	Buf	L 12-14

SERIES NOTES

➤ Aside from the NFL's recent expansion additions (Baltimore, Carolina, Houston and Jacksonville), the nine meetings between the Lions and Bills is the fewest number of games the Lions have played against any opponent.

➤ Two of the nine games have been played on Thanksgiving Day, with the Lions winning both outings. Detroit won the first Turkey Day game between the two clubs 27-14 November 25, 1976 and the second Thanksgiving Day affair 35-21 November 24, 1994.

➤ In the 1976 meeting, O.J. Simpson put on one of the greatest individual performances in pro football history as he rushed for a then-NFL record 273 yards. Simpson's historic Thanksgiving Day performance wasn't enough as the Lions prevailed 27-14.

➤ Bills' owner Ralph C. Wilson grew up in Detroit and at one time was a Lions' shareholder. He attended the University of Michigan law school, is the Chairman of Ralph C. Wilson Industries and resides in Grosse Pointe Shores, Mich.

➤ The Lions and Bills have met each other in the preseason each year since 2002, including last preseason on Aug. 30 with the Lions winning 38-32. Overall, the teams have played 32 times in the preseason, with Detroit holding a 20-11-1 edge in the preseason series.

PUBLIC RELATIONS

Scott Berchold/Chris Jenkins
One Bills Drive
Orchard Park, NY 14127
(716) 648-1800

DOLPHINS 2012 SCHEDULE

Sep. 9	at Houston Texans
Sep. 16	Oakland Raiders
Sep. 23	New York Jets
Sep. 30	at Arizona Cardinals
Oct. 7	at Cincinnati Bengals
Oct. 14	St. Louis Rams
Oct. 21	BYE
Oct. 28	at New York Jets
Nov. 4	at Indianapolis Colts
Nov. 11	Tennessee Titans
Nov. 15	at Buffalo Bills (Thurs)
Nov. 25	Seattle Seahawks
Dec. 2	New England Patriots
Dec. 9	at San Francisco 49ers
Dec. 16	Jacksonville Jaguars
Dec. 23	Buffalo Bills
Dec. 30	at New England Patriots

2011 Results: 6-10

LIONS SERIES RECORDS

Rushing Attempts	36	10/27/85
1 James Jones	32	9/15/91
2 Barry Sanders	30	12/7/97
3 Barry Sanders	27	12/15/73
4 Steve Owens	27	12/15/73

Rushing Yards	143	9/15/91
1 Barry Sanders	137	12/7/97
2 Barry Sanders	114	10/27/85
3 James Jones	113	12/15/73
4 Steve Owens	113	12/15/73

Rushing Touchdowns	1	9/15/91
1t Rodney Peete	1	9/15/91
1t Barry Sanders	1	12/7/97
1t Cory Schlesinger	1	9/8/02
1t Maurice Morris	1	12/26/10

Passing Attempts	46	12/25/94
1 Dave Krieg	46	12/25/94

Passing Completions	22	11/23/06
1 Dave Krieg	21	12/25/94

Passing Yards	288	12/7/97
1 Scott Mitchell	252	10/23/06
2 Jon Kitna	252	10/23/06

Passes Intercepted	2	12/9/79
1t Jeff Komlo	2	12/25/94
1t Dave Krieg	2	12/7/97
1t Scott Mitchell	2	12/7/97

Touchdown Passes	3	10/27/85
1t Eric Hipple	3	10/27/85
2t Scott Mitchell	2	12/7/97
2t Shaun Hill	2	12/26/10

Receptions	9	12/7/97
1t Johnnie Morton	9	9/8/02
1t Az-Zahir Hakim	9	12/25/94
3t Barry Sanders	7	12/25/94
3t Mike Furrey	7	11/23/06

Receiving Yards	171	12/7/97
1 Johnnie Morton	133	10/27/85

Receiving Touchdowns	1	12/26/10
1t MR: Brandon Pettigrew	1	12/26/10
1t Jahvid Best	1	12/26/10

Interceptions	1	12/26/10
1t MR: Nathan Vasher	1	12/26/10
1t DeAndre Levy	1	12/26/10

Points	12	10/27/85
1 James Jones	12	10/27/85

Touchdowns	2	10/27/85
1 James Jones	2	10/27/85

Field Goals	2	12/25/94
1t Jason Hanson	2	12/26/10
1t Dave Rayner	2	12/26/10

Punts	6	12/9/79
1t Tom Skladany	6	9/8/02
1t John Jett	6	11/23/06
1t Nick Harris	6	12/26/10

Punt Returns	4	9/15/91
1 Mel Gray	4	9/15/91

Punt Return Yards	49	9/15/91
1 Mel Gray	49	9/15/91

Kickoff Returns	6	12/7/97
1 Glyn Milburn	6	12/7/97
2 Terry Far	5	11/5/00
3t John Arnold	4	12/9/79
3t Aveion Carson	4	11/23/06

Kickoff Return Yards	118	11/5/00
1 Terry Far	118	11/5/00
2 Johnnie Morton	117	12/25/94

Longest Plays	21	9/15/91
Rush: Jim Arnold	21	9/15/91
Pass: Shaun Hill-to-Jahvid Best	53t	12/26/10
3t	53t	12/26/10

KR: Johnnie Morton	93t	10/27/85
Punt	55	12/25/94
Mike Black	55	12/25/94
John Jett	55	9/8/02
Pete Mandley	16	10/27/85
Int: Bryant Westbrook	64t	12/27/97
FG: Jason Hanson	52	11/23/06

PR: Pete Mandley	16	10/27/85
Int: Bryant Westbrook	64t	12/27/97
FG: Jason Hanson	52	11/23/06

RECORDS & RESULTS

PR:	Pete Mandley	16	10/27/85
Int:	Bryant Westbrook	64t	12/7/97
FG:	Jason Hanson	52	11/23/06

SERIES NOTES

➤ The first two head coaches in Dolphins' history both had ties to Detroit. George Wilson coached the Dolphins from 1966-69. He was an assistant with the Lions from 1949-56 and was the Lions' head coach from 1957-64. Wilson was at the helm when the Lions won their last championship in 1957. Don Shula was the Dolphins' head coach from 1970-95, and was an assistant under Wilson with the Lions from 1960-62.

➤ The first three of Miami's triumphs over the Lions clinched AFC Eastern Division titles for the Dolphins (in 1973, 1979 and 1994).

➤ Detroit's win over Miami in 1985 was a historic one for the Lions. The win marked the first time in NFL history that a club had beaten the Super Bowl participants from the previous year in back-to-back weeks (the Lions had edged the Super Bowl XIX champion San Francisco 49ers 23-21 only seven days earlier).

➤ In their last trip to Miami in 2010, Detroit overcame a 27-17 fourth quarter deficit for a 34-27 victory, the Lions' first against the Dolphins in Miami. LB DeAndre Levy intercepted a pass and returned it 30 yards for a touchdown with 2:11 remaining to give Detroit the win.

PUBLIC RELATIONS

Harvey Greene/Fitz Olsson
7500 S.W. 30th Street
Davie, FL 33314
(954) 452-7010



COACHING & SERIES RECORDS

Detroitlions.com

Media.Detroitlions.com

NEW ENGLAND PATRIOTS

PATRIOTS 2012 SCHEDULE

Sep. 9	at Tennessee Titans
Sep. 16	at Arizona Cardinals
Sep. 23	at Baltimore Ravens
Sep. 30	at Buffalo Bills
Oct. 7	at Denver Broncos
Oct. 14	at Seattle Seahawks
Oct. 21	New York Jets
Oct. 28	at St. Louis Rams (London)
Nov. 4	BYE
Nov. 11	Buffalo Bills
Nov. 18	Indianapolis Colts
Nov. 22	at New York Jets (Thurs)
Dec. 2	at Miami Dolphins
Dec. 10	Houston Texans (Mon)
Dec. 16	San Francisco 49ers
Dec. 23	at Jacksonville Jaguars
Dec. 30	Miami Dolphins

2011 Results: 13-3

LIONS SERIES RECORDS

Rushing Attempts		
1t Horace King	32	10/10/76
1t Barry Sanders	32	9/12/93

Rushing Yards		
1 Barry Sanders	148	9/12/93
1 Barry Sanders	131	9/25/94

Rushing Touchdowns		
1t Barry Sanders	2	9/25/94
1t Maurice Morris	2	11/25/10

Passing Attempts		
1 Shaun Hill	46	11/25/10
2 Joey Harrington	44	11/25/10
3 Jon Kitna	38	12/8/02

Passing Completions		
1 Shaun Hill	27	11/25/10
2t Joey Harrington	22	11/28/02
2t Jon Kitna	22	12/3/06

Passing Yards		
1 Jon Kitna	314	12/3/06
2 Shaun Hill	285	11/25/10
3 Joey Harrington	210	11/28/02

Passes Intercepted		
1t Rodney Peete	3	9/12/93
1t Joey Harrington	3	11/28/02
1t Jon Kitna	3	12/3/06

Touchdown Passes		
1 Greg Landry	3	10/10/76

Receptions		
1 Mike Furrey	9	12/3/06
2 Horace King	6	10/10/76

Receiving Yards		
1 Mike Furrey	123	12/3/06
2 Leonard Thompson	98	10/7/79

Receiving Touchdowns		
1 David Hill	2	10/10/76

Interceptions		
1 Levi Johnson	2	10/10/76

Points		
1t Jason Hanson	13	12/3/06
2t Steve Owens	12	9/26/71
2t David Hill	12	10/10/76
2t Barry Sanders	12	9/25/94

Touchdowns		
1t Steve Owens	2	9/26/71
1t David Hill	2	10/10/76
1t Barry Sanders	2	9/25/94

Field Goals		
1t Jason Hanson	4	9/12/93
1t Jason Hanson	4	11/28/02
1t Jason Hanson	4	12/3/06

Punts		
1 Larry Swider	8	10/7/79

Punt Returns		
1t Leonard Thompson	2	10/7/79
1t Pete Mandley	2	12/8/85
1t Mel Gray	2	9/25/94
1t Desmond Howard	2	11/23/00

Punt Return Yards		
1 Leonard Thompson	25	10/7/79

Kickoff Returns		
1 Stefan Logan	7	11/25/10
2 Eddie Drummond	6	12/3/06

Kickoff Return Yards		
1 Stefan Logan	194	11/25/10
2 Desmond Howard	136	11/23/00
3 Eddie Drummond	106	12/3/06

Longest Plays		
Rush: Dexter Bussey	46	10/10/76
Pass: Scott Hunter-to-Leonard Thompson	82	10/7/79

KR: Desmond Howard	45	11/23/00
Punt: Herman Weaver	61	9/26/71
PR: Leonard Thompson	19	10/7/79
Int: Bryant Westbrook	101t	11/23/00
FG: Jason Hanson	49	12/3/06

RECORDS & RESULTS

Overall:	4-6-0
Home:	2-3-0
Road:	2-3-0
Field:	0-2-0
Giillette Stadium:	0-1-0

Date	Site	Result
9-26-71	NE	W, 34-7
10-10-76	DET	W, 30-10
10-7-79	NE	L, 17-24
12-8-85	NE	L, 6-23
9-12-93	NE	W, 19-16ot
9-25-94	DET	L, 17-23
11-23-00	DET	W, 34-9
11-28-02	DET	L, 12-20
12-03-06	NE	L, 21-28
11-25-10	DET	L, 24-45

Series Notes	
---------------------	--

➤ Detroit opened their series vs. the Patriots with a 34-7 victory September 26, 1971 in Schaefer Stadium (renamed Foxboro Stadium). Steve Owens scored two touchdowns for the Lions, including a 74-yard touchdown catch from Greg Landry. The Lions also scored a defensive touchdown as Mike Lucci returned an interception 25 yards for a score.

➤ The fastest touchdown in Lions' history was scored against the Patriots. Willie Clay (who later joined the Patriots as a free agent) recovered a New England fumble on the opening kickoff and returned it 15 yards for a touchdown only 11 seconds into the game on September 12, 1993.

➤ In the 1993 matchup, Detroit edged New England 19-16 in overtime. The win gave the Lions their first 2-0 start since 1985, and was clinched on Jason Hanson's fourth field goal of the game, a 38-yarder.

➤ In the 1993 matchup, Detroit edged New England 19-16 in overtime. The win gave the Lions their first 2-0 start since 1985, and was clinched on Jason Hanson's fourth field goal of the game, a 38-yarder.

PUBLIC RELATIONS

Stacey James/Aaron Salkin
Gillette Stadium
One Patriot Place
Foxboro, MA 02035
(508) 543-8200

JETS 2012 SCHEDULE

Sep. 9	Buffalo Bills
Sep. 16	at Pittsburgh Steelers
Sep. 23	at Miami Dolphins
Sep. 30	San Francisco 49ers
Oct. 8	Houston Texans (Mon)
Oct. 14	Indianapolis Colts
Oct. 21	at New England Patriots
Oct. 28	Miami Dolphins
Nov. 4	BYE
Nov. 11	at Seattle Seahawks
Nov. 18	at St. Louis Rams
Nov. 22	New England Patriots (Thurs)
Dec. 2	Arizona Cardinals
Dec. 9	at Jacksonville Jaguars
Dec. 17	at Tennessee Titans (Mon)
Dec. 23	San Diego Chargers
Dec. 30	at Buffalo Bills

2011 Results: 8-8

LIONS SERIES RECORDS

Rushing Attempts		
1 James Stewart	37	12/17/00
2 James Jones	24	11/28/85
3t Barry Sanders	23	12/10/94
3t Barry Sanders	23	12/21/97

Rushing Yards		
1 Barry Sanders	184	12/21/97
2 James Stewart	164	12/17/00
3 Barry Sanders	127	12/10/94
4 Altie Taylor	123	11/23/72

Rushing Touchdowns		
1 Barry Sanders	2	12/8/91

Passing Attempts		
1 Gary Danielson	37	12/6/82
2t Jon Kitna	36	10/22/06
2t Matthew Stafford	36	11/7/10

Passing Completions		
1 Jon Kitna	22	10/22/06
2 Matthew Stafford	20	11/7/10

Passing Yards		
1t Eric Hipple	269	11/28/85
1t Jon Kitna	269	10/22/06
3t Matthew Stafford	240	11/7/10

Passes Intercepted		
1 Gary Danielson	3	12/6/82

Touchdown Passes		
1 Eric Hipple	4	11/28/85
2 Jon Kitna	3	10/22/06

Receptions		
1 Mike Furrey	9	10/22/06
2t Leonard Thompson	7	11/28/85
2t Freddie Scott	7	9/16/79
2t Nate Burleson	7	11/7/10

Receiving Yards		
1 Leonard Thompson	115	11/28/85
2 Nate Burleson	113	11/7/10
3 Mike Furrey	109	10/22/06

Receiving Touchdowns		
1 Leonard Thompson	3	11/28/85
2 Bill Schroeder	2	11/17/02

Interceptions		
1t MR. Alphonso Smith	1	11/7/10

Points		
1 Leonard Thompson	18	11/28/85

Touchdowns		
1 Leonard Thompson	3	11/28/85

Field Goals		
1 Jason Hanson	4	12/10/94

Punts		
1 Nick Harris	9	11/7/10
2 John Jett	8	12/21/97
3 Tom Skladany	7	12/6/82

Punt Returns		
1t MR. Glyn Milburn	3	12/21/97

Punt Return Yards		
1 Pete Mandley	34	11/28/85

Kickoff Returns		
1 Eddie Drummond	6	11/17/02
2 Eddie Drummond	5	10/22/06

Kickoff Return Yards		
1 Eddie Drummond	160	11/17/02
2 Eddie Drummond	103	10/22/06

Longest Plays		
Rush: Barry Sanders	53	12/21/97
Pass: Erik Kramer-to-Willie Green	73	12/8/91

KR: Eddie Drummond	40	11/17/02
Punt: Tom Skladany	58	12/6/82
PR: Pete Mandley	20	11/28/85
Int: George Jamison	19	12/8/91
FG: Jason Hanson	49	12/10/94

RECORDS & RESULTS

Overall:	6-6-0
Home:	4-4-0
Road:	2-2-0
Field:	0-2-0
New Meadowlands Stadium:	0-0-0

Date	Site	Result
11-23-72	DET	W, 37-20
9-16-79	NJ	L, 10-31
12-6-82	DET	L, 13-28
11-28-85	DET	W, 31-20
9-25-88	DET	L, 10-17
12-8-91	DET	W, 34-20
12-10-94	NJ	W, 18-7
12-21-97	DET	W, 19-10
11-17-00	NJ	L, 14-31
11-17-02	DET	L, 10-17
10-22-06	NJ	L, 24-31
11-7-10	DET	L, 20-23ot

Series Notes	
---------------------	--

➤ The Lions completed their first undefeated home season since 1962 with a 34-20 win over the Jets December 8, 1991.

➤ Detroit claimed a memorable 13-10 decision over the Jets at the Silverdome December 21, 1997 in a game in which the winner qualified for the playoffs and the loser was eliminated. RB Barry Sanders' 184 yards rushing in the contest made him only the third player in NFL history to eclipse the 2,000-yard mark in a season. The noise was so boisterous at the sold-out Silverdome near the end of the game that players reported the turf actually vibrating beneath their feet. Unfortunately, Lions' LB Reggie Brown suffered a career-ending neck injury in the fourth quarter of the game.

➤ The Lions defeated the Jets 10-7 at the Meadowlands December 17, 2000 in the Lions' final road game of the season. Detroit's lone touchdown was a fumble recovery in the endzone by G Jeff Hartings.

➤ The Lions defeated the Jets 10-7 at the Meadowlands December 17, 2000 in the Lions' final road game of the season. Detroit's lone touchdown was a fumble recovery in the endzone by G Jeff Hartings.

PUBLIC RELATIONS

Bruce Speight/Jared Winley
1000 Fulton Avenue
Hempstead, NY 11550
(516) 560-8100



COACHING & SERIES RECORDS

Detroitlions.com
Media.Detroitlions.com

BALTIMORE RAVENS

RAVENS 2012 SCHEDULE

Sep. 10	Cincinnati Bengals (Mon)
Sep. 16	at Philadelphia Eagles
Sep. 23	New England Patriots
Sep. 27	Cleveland Browns (Thurs)
Oct. 14	at Kansas City Chiefs
Oct. 21	Dallas Cowboys
Oct. 28	BYE
Nov. 4	at Cleveland Browns
Nov. 11	Oakland Raiders
Nov. 18	at Pittsburgh Steelers
Nov. 25	at San Diego Chargers
Dec. 2	Pittsburgh Steelers
Dec. 9	at Washington Redskins
Dec. 16	Denver Broncos
Dec. 23	New York Giants
Dec. 30	at Cincinnati Bengals

2011 Results: 12-4

LIONS SERIES RECORDS

Rushing Attempts		
1	Kevin Smith	21
2	Barry Sanders	19
3	Kevin Jones	16

Rushing Yards		
1	Shawn Bryson	77
2	Kevin Smith	69
3	Kevin Jones	58
4	Barry Sanders	41

Rushing Touchdowns		
1	Kevin Jones	2

Passing Attempts		
1	Daunte Culpepper	34
2	Frank Reich	29
3	Joey Harrington	23

Passing Completions		
1	Frank Reich	18
2	Daunte Culpepper	16
3	Joey Harrington	10

Passing Yards		
Rk	Player	Yds
1	Frank Reich	195
2	Daunte Culpepper	135
3	Joey Harrington	97

Passes Intercepted		
Rk	Player	Int
1	Daunte Culpepper	2
2	Joey Harrington	2

Touchdown Passes		
Rk	Player	TD
1	Frank Reich	1
2	Joey Harrington	1

Receptions		
1	Herman Moore	10

Receiving Yards		
1	Herman Moore	120

Receiving Touchdowns		
1t	Cory Schlesinger	1
1t	Casey Fitzsimmons	1

Interceptions		
1	Dre Bly	2

Points		
1	Kevin Jones	12
2	Cory Schlesinger	6

Touchdowns		
1	Kevin Jones	2

Field Goals		
1	Jason Hanson	1
1	Jason Hanson	1

Punts		
1	John Jett	6

Punt Returns		
1t	Tommie Boyd	4
1t	R.W. McQuarters	4

Punt Return Yards		
1	R.W. McQuarters	75
2	Tommie Boyd	11

Kickoff Returns		
1	Aaron Brown	5

2t	Derrick Williams	4
2t	Tommie Boyd	4

Longest Plays		
Rush:	Shawn Bryson	77
Pass:	Frank Reich to Herman Moore	30
Punt:	John Jett	53
PR:	R.W. McQuarters	49
KR:	Derrick Williams	27
Int:	Dre Bly	9
FG:	Jason Hanson	39

RECORDS & RESULTS

Overall.....	1-2-0	
Home.....	1-0-0	
Road.....	0-2-0	
Field.....	1-0-0	
M&T Bank Stadium.....	0-2-0	
Date	Site	Result
12-27-98	Bal	L 10-19
10-9-05	DET	W 35-17
12-13-09	Bal	L 48-3

SERIES NOTES

- The inaugural game between Detroit and Baltimore occurred December 27, 1998 at PSINet Stadium in Baltimore, with the Lions losing to the Ravens 19-10 in the '98 season finale.
- Detroit's first game with Baltimore ended up being RB Barry Sanders' final game in his 10-year career. He rushed 19 times for 41 yards, finishing nine yards (1,491) shy of collecting his fifth-straight 1,500-yard rushing season.
- In the Lions 35-17 win over Baltimore at Ford Field October 9, 2005, Detroit's rushing attack was stellar as the offense registered four rushing touchdowns, the most ever yielded by the Ravens defense. Among the rushing touchdowns were two scores by RB Kevin Jones and a 77-yard dash by RB Shawn Bryson.

PUBLIC RELATIONS

Kevin Byrne/Chad Steele
1 Winning Drive
Owning Mills, MD 21117
(410) 654-6200

CINCINNATI BENGALS

BENGALS 2012 SCHEDULE

Sep. 10	at Baltimore Ravens (Mon)
Sep. 16	Cleveland Browns
Sep. 23	at Washington Redskins
Sep. 30	at Jacksonville Jaguars
Oct. 7	Miami Dolphins
Oct. 14	at Cleveland Browns
Oct. 21	Pittsburgh Steelers
Oct. 28	BYE
Nov. 4	Denver Broncos
Nov. 11	New York Giants
Nov. 18	at Kansas City Chiefs
Nov. 25	Oakland Raiders
Dec. 2	at San Diego Chargers
Dec. 9	Dallas Cowboys
Dec. 13	at Philadelphia Eagles (Thurs)
Dec. 23	at Pittsburgh Steelers
Dec. 30	Baltimore Ravens

2011 Results: 9-7

LIONS SERIES RECORDS

Rushing Attempts		
1	Barry Sanders	29
2	Barry Sanders	26

Rushing Yards		
1	Barry Sanders	185
2	Barry Sanders	151
3	Barry Sanders	114

Rushing Touchdowns		
1	Barry Sanders	3
2	MR. Kevin Smith	1

Passing Attempts		
1	Charlie Batch	35
2	Eric Hipple	33

Passing Completions		
1	Eric Hipple	23

Passing Yards		
1	Eric Hipple	287

Passes Intercepted		
1	Erik Kramer	3
2t	Matthew Stafford	2
2t	Scott Mitchell	2
2t	Charlie Batch	2

Touchdown Passes		
1t	MR. Charlie Batch	2

Receptions		
1	Herman Moore	7
2t	Calvin Johnson	6
2t	Jeff Chadwick	6
2t	Johnnie Morton	6

Receiving Yards		
1	Calvin Johnson	123
2	Jeff Chadwick	100
3	Herman Moore	86

Receiving Touchdowns		
1	David Sloan	2

Interceptions		
1t	MR. William James	1
1t	Anthony Henry	1

Points		
1	Barry Sanders	18
2	Jason Hanson	13

Touchdowns		
1	Barry Sanders	3
2t	Mel Farr	2
2t	David Sloan	2

Field Goals		
1	Jason Hanson	4

Punts		
1	Jim Arnold	8
2	John Jett	7

Punt Returns		
1	Lem Barney	5

Punt Return Yards		
1	Lem Barney	74

Kickoff Returns		
1	Aaron Brown	6
2t	Desmond Howard	5
2t	R.W. McQuarters	5

Kickoff Return Yards		
1	Desmond Howard	229

Longest Plays		
Rush:	Barry Sanders	67t
Pass:	Rodney Peete to Robert Clark	69
KR:	Desmond Howard	91
Punt:	Jim Arnold	62
PR:	Lem Barney	61t
Int:	Andre Goodman	21
FG:	Eddie Murray	54

MR. several players, most recent.

RECORDS & RESULTS

Overall.....	3-7-0
Home.....	1-4-0
Road.....	2-3-0
Field.....	0-1-0
Paul Brown Stadium.....	0-1-0

Date	Site	Result
9-27-70	DET	W, 38-13
12-8-74	Cin	W, 23-19
12-11-83	Cin	L, 9-17
11-2-86	DET	L, 17-24
11-19-89	Cin	L, 7-42
11-22-92	Cin	W, 19-13
9-13-98	DET	L, 28-34ot
10-28-01	DET	L, 27-31
12-18-05	DET	L, 41-17
12-6-09	Cin	L, 23-13

SERIES NOTES

- The Lions and Bengals met every year in preseason from 1970-2001 and the rivalry was renewed in 2003. The two teams have played a total of 35 preseason games, with the Bengals holding a slight 18-17 series edge.
- In the initial meeting of the series, the Lions jumped out to 31-0 halftime lead and never looked back as they trounced the Bengals 38-3 September 27, 1970. The Detroit defense limited Cincinnati to six first downs and 140 yards on offense. Mel Farr led the Lions with 70 yards rushing on 13 carries.
- An eight-yard touchdown toss from Greg Landry to Charlie Sanders (now Lions' Assistant Director of Pro Personnel) with 29 seconds remaining in the game gave the Lions a 23-19 victory at Cincinnati in the 1974 matchup.
- In the Lions' November 22, 1992 game at Cincinnati, RB Barry Sanders passed Billy Sims to become Detroit's all-time leading rusher. He rushed 29 times for 151 yards and scored a touchdown as the Lions won 19-13.

PUBLIC RELATIONS

Jack Brennan/P.J. Combs
One Paul Brown Stadium
Cincinnati, OH 45202
(513) 621-3550



COACHING & SERIES RECORDS

Detroitlions.com

Media.Detroitlions.com

CLEVELAND BROWNS

BROWNS 2012 SCHEDULE

Sep. 9	Philadelphia Eagles
Sep. 16	at Cincinnati Bengals
Sep. 23	Buffalo Bills
Sep. 27	at Baltimore Ravens (Thurs)
Oct. 7	at New York Giants
Oct. 14	Cincinnati Bengals
Oct. 21	at Indianapolis Colts
Oct. 28	San Diego Chargers
Nov. 4	Baltimore Ravens
Nov. 11	BYE
Nov. 18	at Dallas Cowboys
Nov. 25	Pittsburgh Steelers
Dec. 2	at Oakland Raiders
Dec. 9	Kansas City Chiefs
Dec. 16	Washington Redskins
Dec. 23	at Denver Broncos
Dec. 30	at Pittsburgh Steelers

2011 Results: 4-12

LIONS SERIES RECORDS

Rushing Attempts		
1 Barry Sanders	30	12/13/92
Rushing Yards		
1 Barry Sanders	157	10/8/95
Rushing Touchdowns		
1 Barry Sanders	3	10/8/95
Passing Attempts		
1 Eric Hipple	48	9/28/86
Passing Completions		
1 Eric Hipple	33	9/28/86
Passing Yards		
1 Matthew Stafford	422	11/22/09
2 Tobin Rote	280	12/29/57
Passes Intercepted		
1 Ty Detmer	7	9/23/01
Touchdown Passes		
1 Matthew Stafford	5	11/22/09
2 Tobin Rote	4	12/29/57#
Receptions		
1 James Jones	12	9/28/86
Receiving Yards		
1 Leonard Thompson	179	9/11/83
Receiving Touchdowns		
1 MR: Brett Perriman	2	10/8/95
Interceptions		
1 Lem Barney	2	9/24/67
Mike Weger	2	10/18/70
Points		
1 Barry Sanders	18	10/8/95
Touchdowns		
1 Barry Sanders	3	10/8/95
Field Goals		
1 James Martin	3	11/9/58
Punts		
1 MR: Jim Arnold	6	11/23/89
Punt Returns		
1 Charlie West	5	11/9/75
Punt Return Yards		
1 Alvin Hall	78	9/11/83
Kickoff Returns		
1 Desmond Howard	5	9/23/01
Kickoff Return Yards		
1 Desmond Howard	128	9/23/01
Longest Plays		
Rush: Barry Sanders	75t	10/8/95
Pass: Mitt Plum-to-Dan Lewis	92t	11/15/64
KR: Aaron Brown	46	11/22/09
Punt: Yale Lary	60	11/15/64
PR: Alvin Hall	66	9/11/83
Int: Ben Davis	67t	11/9/75
FG: Jason Hanson	56	10/8/95*

* Franchise record
Postseason Game

RECORDS & RESULTS

Overall	14-4-0	
Home	9-1-0	
Road	5-3-0	
Field Goal	1-0-0	
Cleveland Browns Stadium	1-1-0	
Date	Site	Result
11-2-52	DET	W, 17-6
12-19-54	Cle	W, 14-10
12-8-57	DET	W, 20-7
11-9-58	Cle	W, 30-10
12-8-63	DET	W, 38-10
11-15-64	Cle	L, 21-37
9-24-67	DET	W, 31-14
10-5-69	Cle	W, 28-21
10-18-70	Cle	W, 41-24
11-9-75	DET	W, 21-10
9-11-83	DET	L, 26-31
9-28-86	Cle	L, 21-24
11-23-89	DET	W, 19-10
12-13-92	DET	W, 24-14
10-8-95	DET	W, 38-20
9-23-01	Cle	L, 14-24
10-23-05	Cle	W, 13-10
11-22-09	DET	W, 38-10

SERIES NOTES

➤ The Lions hold a 14-4 (.777) series lead over the Browns, dating back to the clubs' initial meeting in 1952. Detroit owns an 9-1 record in games played in Detroit.

➤ Jason Hanson booted the longest field goal in franchise history against the Browns October 8, 1995. Hanson drilled a 56-yard effort on the last play of the first half.

➤ Lions QB Matthew Stafford led the Lions to a thrilling, come-from-behind 38-37 win over Cleveland (11/22) with one of the most remarkable performances by a rookie quarterback in NFL history. Stafford brought the team back from deficits three different times (21, 3 and 6 points) to either tie or take the lead. The win was Stafford's first career come-from-behind fourth-quarter win.

PUBLIC RELATIONS

Neal Gulkis/Brian Smith
76 Lou Groza Blvd.
Berea, OH 44017
(440) 891-5000

PITTSBURGH STEELERS

STEELERS 2012 SCHEDULE

Sep. 9	at Denver Broncos
Sep. 16	New York Jets
Sep. 23	at Oakland Raiders
Sep. 30	BYE
Oct. 7	Philadelphia Eagles
Oct. 11	at Tennessee Titans (Thurs)
Oct. 21	at Cincinnati Bengals
Oct. 28	Washington Redskins
Nov. 4	at New York Giants
Nov. 12	Kansas City Chiefs (Mon)
Nov. 18	Baltimore Ravens
Nov. 25	at Cleveland Browns
Dec. 2	at Baltimore Ravens
Dec. 9	San Diego Chargers
Dec. 16	at Dallas Cowboys
Dec. 23	Cincinnati Bengals
Dec. 30	Cleveland Browns

2011 Results: 12-4

LIONS SERIES RECORDS

Rushing Attempts		
1 Billy Sims	26	11/24/83
2 Barry Sanders	20	10/26/98
Rushing Yards		
1 Bobby Layne	118	9/24/50
2 Barry Sanders	108	9/3/95
3 Bob Hoernschmeyer	107	11/9/62
Rushing Touchdowns		
1 Ernie Caddell	3	11/4/34
Passing Attempts		
1 Joe Ferguson	39	12/7/86
2t Daunte Culpepper	37	10/11/09
2t Erik Kramer	37	11/15/92
Passing Completions		
1t Daunte Culpepper	23	10/11/09
1t Joe Ferguson	23	12/7/86
3 Erik Kramer	20	11/15/92
Passing Yards		
1 Bobby Layne	364	9/27/53
2 Erik Kramer	304	11/15/92
Passes Intercepted		
1 MR: Joe Ferguson	3	12/7/86
Touchdown Passes		
1t Milt Plum	3	9/16/62
1t Joey Harrington	3	1/1/06
Receptions		
1t Mel Farr	10	9/21/69
1t Herman Moore	10	9/3/95
3 Herman Moore	8	11/26/98
Receiving Yards		
1 Herman Moore	148	11/26/98
2 Cloyce Box	138	9/27/53
3t Ron Jessie	131	9/16/73
3t Herman Moore	131	9/3/95
Receiving Touchdowns		
1 MR: David Sloan	2	12/23/01
Interceptions		
1 Jack Christensen	2	12/9/56
2 Bruce McNorton	2	11/24/83
Points		
1 Ernie Caddell	18	11/4/34
2 Jason Hanson	13	11/26/98
Touchdowns		
1 Ernie Caddell	3	11/4/34
Field Goals		
1 Jason Hanson	4	11/26/98
2t Jason Hanson	2	10/11/09+
2t Errol Mann	2	9/21/69
Punts		
1 Earl Girard	9	11/13/55
Punt Returns		
1 Robbie Martin	6	11/24/83
Punt Return Yards		
1 Robbie Martin	140	11/24/83
Kickoff Returns		
1 Desmond Howard	8	12/23/01
2t Terry Fair	6	11/26/98
2t Eddie Drummond	6	1/1/06

Kickoff Return Yards		
1 Desmond Howard	182	12/23/01
2 Terry Fair	128	11/26/98

Longest Plays		
Rush: Elmer Hackney	78	11/8/42
Pass: Dave Ryan-to-John Greene	88t	11/10/46
KR: Pat Studstill	59	9/16/62
Punt: Yale Lary	64	11/8/59
PR: Robbie Martin	81t	11/24/83
Int: Don Doll	95t	10/8/69
FG: Jason Hanson	51	11/26/98

RECORDS & RESULTS

Overall.....	14-15-1	
Home.....	12-6-0	
Road.....	2-9-1	
Field Goal.....	0-1-0	
Heinz Field.....	0-2-0	
Date	Site	Result
11-4-34.....	DET.....	W, 40-7.....
11-8-36.....	DET.....	W, 28-3.....
10-10-37.....	DET.....	W, 7-3.....
9-9-38.....	DET.....	W, 16-7.....
9-22-40.....	DET.....	L, 7-10.....
11-8-42.....	DET.....	L, 7-35.....
10-11-46.....	DET.....	W, 17-7.....
9-21-47.....	Pit.....	L, 10-17.....
11-21-48.....	Pit.....	W, 17-14.....
10-8-49.....	Pit.....	L, 7-14.....
9-24-50.....	DET.....	W, 10-7.....
11-9-52.....	Pit.....	W, 31-6.....
9-27-53.....	DET.....	W, 38-21.....
11-13-55.....	Pit.....	W, 31-28.....
12-9-56.....	DET.....	W, 45-7.....
11-8-59.....	Pit.....	T, 10-10.....
9-15-62.....	DET.....	W, 45-7.....
10-18-66.....	Pit.....	L, 3-17.....
12-3-67.....	DET.....	L, 14-24.....
9-21-68.....	Pit.....	L, 13-16.....
9-16-73.....	Pit.....	L, 10-24.....
11-26-98.....	DET.....	W, 45-3.....
12-23-01.....	Pit.....	L, 14-47.....
1-1-06.....	Pit.....	L, 35-21.....
10-11-09.....	DET.....	L, 28-20.....

SERIES NOTES

➤ In the first meeting, the Lions beat the Steelers 40-7 behind a then-NFL record 426 yards rushing. Ernie Caddell scored three touchdowns in one of the more memorable games of the Lions' first season in Detroit.

➤ The Lions won the first four games of the series and were 12-4-1 through the first 17 contests.

➤ In 1952, Bob Hoernschmeyer ran for 107 yards and the Lions rolled up 321 yards rushing. The Detroit defense held Pittsburgh to minus-3 yards rushing in a 31-6 win in Pittsburgh.

➤ Detroit's 45-3 win over the Steelers November 24, 1983 stands as the Lions' largest winning margin in the history of the team's Thanksgiving Day series (second-largest in team history).

➤ The Lions defeated Pittsburgh 19-16 in the second Thanksgiving Day (Nov. 26, 1998) matchup between the two teams. Jason Hanson made his fourth field goal of the game (42-yarder) 2:52 into the extra play. The game marked the first Thanksgiving OT contest since 1980, and also was highlighted by a gutsy performance by Pittsburgh native, Charlie Batch, who completed 16-of-23 passes for 236 yards and a TD despite leaving the game for a time with a strained neck. The game will be remembered by a strange coin toss to begin the overtime period.

PUBLIC RELATIONS

Burt Lauten
3400 S. Water St.
Pittsburgh, PA 15122
(412) 423-7800



COACHING & SERIES RECORDS

Detroitlions.com

Media.Detroitlions.com

HOUSTON TEXANS

INDIANAPOLIS COLTS

TEXANS 2012 SCHEDULE

Sep. 9	Miami Dolphins	
Sep. 16	at Jacksonville Jaguars	
Sep. 23	at Denver Broncos	
Sep. 30	Tennessee Titans	
Oct. 8	at New York Jets (Mon)	
Oct. 14	Green Bay Packers	
Oct. 21	Baltimore Ravens	
Oct. 28	BYE	
Nov. 4	Buffalo Bills	
Nov. 11	at Chicago Bears	
Nov. 18	Jacksonville Jaguars	
Nov. 22	at Detroit Lions (Thurs)	
Dec. 2	at Tennessee Titans	
Dec. 10	at New England Patriots (Mon)	
Dec. 16	Indianapolis Colts	
Dec. 23	Minnesota Vikings	
Dec. 30	at Indianapolis Colts	

2011 Results: 10-6

LIONS SERIES RECORDS

Rushing Attempts		
1t Mike Leshoure	12	11/22/12
1t Kevin Jones	12	9/19/04

Rushing Yards		
1 Kevin Smith	61	9/19/08
2 Kevin Jones	57	9/19/04

Rushing Touchdowns		
1t Mike Leshoure	1	11/22/12
1t Joque Bell	1	11/22/12
1t Kevin Smith	1	9/19/08

Passing Attempts		
1 Matthew Stafford	61	11/22/12

Passing Completions		
1 Matthew Stafford	31	11/22/12

Passing Yards		
1 Matthew Stafford	441	11/22/12
1 Dan Orlovsky	265	10/19/08

Passes Intercepted		
1 Joey Harrington	1	9/19/04

Touchdown Passes		
1 Joey Harrington	3	9/19/04

Receptions		
1t Calvin Johnson	8	11/22/12
1t Brandon Pettigrew	8	11/22/12

Receiving Yards		
1 Calvin Johnson	154	10/19/08
2 Roy Williams	73	9/19/04

Receiving Touchdowns		
1 Roy Williams	2	9/19/04

Interceptions		
1t Chris Houston	1	11/22/12
1t Keith Smith	1	9/19/04

Points		
1 Roy Williams	12	9/19/04
2 Jason Hanson	11	10/19/08

Touchdowns		
1 Roy Williams	2	9/19/04

Field Goals		
1 Jason Hanson	3	10/19/08

Punts		
1 Nick Harris	8	11/22/12
2 Nick Harris	4	10/19/08

Punt Returns		
1 Stefan Logan	3	11/22/12

Punt Return Yards		
1 Stefan Logan	32	11/22/12

Kickoff Returns		
1t Eddie Drummond	4	9/19/0
1t Brandon Middleton	4	10/19/

Kickoff Return Yards		
1 Eddie Drummond	157	9/19/04

Longest Pass		
Rush: Kevin Smith	61	10/19/08
Pass: Dan Orlovsky-to-Calvin Johnson	95	10/19/08
KR: Eddie Drummond	99t	9/19/04

Punt: Nick Harris	53	9/19/04
PR: None		
Int: Keith Smith	2	9/19/04
FG: Jason Hanson	54	10/19/08

RECORDS & RESULTS

Overall:			
Home	1-1-0		
Road	0-1-0		
Field Goal	1-1-0		
Reliant Stadium	0-1-0		
Date	Site	Result	
9-19-04	DET	W, 28-16	
10-19-08	Hou	L, 21-28	
11-22-12	DET	L, 31-34 (OT)	

SERIES NOTES

- In the teams' first matchup at Ford Field, September 19, 2004, Detroit topped the Texans 28-16.
- In that series opener, WR Eddie Drummond returned a kickoff 99 yards for a touchdown, his longest career return and his first career kickoff return touchdown.
- Drummond's kickoff return was the eighth longest in team history and the longest since Terry Fair returned a kickoff 105 yards vs. Tampa Bay 9/29/98.
- In the Lions' first trip to Houston's Reliant Stadium on November 19, 2008, WR Calvin Johnson caught two passes for 154 yards, including a career long of 96 yards. With 154 yards on two receptions against the Texans, Johnson's receiving yards were the third-most for a player with 2-or-fewer receptions in a single game in NFL history.
- In that same game, K Jason Hanson hit two field goals of 34-yards at Houston which were his 36th and 37th career field goals of 50+ yards. It was the third time in Hanson's career he hit two-or-more field goals of 50+ yards in a game.
- In the Lions' 73rd-annual Thanksgiving Day Classic on November 22, 2012, Detroit fell to the Texans 31-34 in a gripping overtime battle. QB Matthew Stafford threw for a season-high 441 yards and two touchdowns, while WRs Ryan Broyles and Calvin Johnson both racked up over 100 yards receiving with performances of 126 and 140 yards, respectively.

PUBLIC RELATIONS

Kevin Cooper
711 Louisiana Street, Suite 3300
Houston, TX 77002
832-667-2000

COLTS 2012 SCHEDULE

Sep. 9	at Chicago Bears	
Sep. 16	Minnesota Vikings	
Sep. 23	Jacksonville Jaguars	
Sep. 30	BYE	
Oct. 7	Green Bay Packers	
Oct. 14	at New York Jets	
Oct. 21	Cleveland Browns	
Oct. 28	at Tennessee Titans	
Nov. 4	Miami Dolphins	
Nov. 8	at Jacksonville Jaguars (Thurs)	
Nov. 18	at New England Patriots	
Nov. 25	at Detroit Lions	
Dec. 2	Buffalo Bills	
Dec. 9	Tennessee Titans	
Dec. 16	at Houston Texans	
Dec. 23	at Kansas City Chiefs	
Dec. 30	Houston Texans	

2011 Results: 2-14

LIONS SERIES RECORDS

Rushing Attempts		
1t Billy Sims	30	9/22/85
1t Barry Sanders	30	9/22/91

Rushing Yards		
1 Barry Sanders	216	11/23/97
2 Barry Sanders	179	9/22/91
3 Amos Marsh	146	11/25/65

Rushing Touchdowns		
1t MR: Barry Sanders	2	11/23/97

Passing Attempts		
1 Bobby Layne	42	10/1/55

Passing Completions		
1 Matthew Stafford	27	12/2/12

Passing Yards		
1 Matthew Stafford	313	12/2/12

Passes Intercepted		
1t Tobin Rote	4	9/29/59
1t Milt Plum	4	9/30/62

Touchdown Passes		
1t Bobby Layne	3	10/16/54
1t Tobin Rote	3	10/11/59
1t Milt Plum	3	12/6/64

Receptions		
1 Calvin Johnson	13	12/2/12
2 Calvin Johnson	9	12/14/08

Receiving Yards		
1 Calvin Johnson	171	12/2/12
2 Terry Barr	153	9/30/62
3 Pat Studstill	141	10/16/66

Receiving Touchdowns		
1 Howard Cassidy	3	10/11/59

Interceptions		
1t Jack Christiansen	3	11/7/53
1t Jim David	3	10/6/56

Points		
1 Howard Cassidy	18	10/11/59

Touchdowns		
1 Howard Cassidy	3	10/11/59

Field Goals		
1 Jason Hanson	4	12/2/12

Punts		
1 Wilbur Summers	9	12/11/77

Punt Returns		
1t Pete Mearns	5	9/22/85
1t Glyn Milburn	1	11/23/97

Punt Return Yards		
1 Desmond Howard	94	10/29/00
2 Yale Lary	71	10/19/58

Kickoff Returns		
1t Desmond Howard	5	10/29/00
1t Aveion Cason	5	12/14/08
3 Pat Studstill	4	10/25/64

Kickoff Return Yards		
1 Aveion Cason	137	12/14/08
2 Desmond Howard	136	10/29/00
3 Pat Studstill	109	10/25/64

Longest Pass		
Rush: Barry Sanders	80t	11/23/97
Pass: Karl Sweetan-to-Pat Studstill		

KR: Altie Taylor	99t	10/16/66
Punt: Yale Lary	67	9/24/61
PR: Desmond Howard	80	10/29/00
Int: Dick Lane	80t	10/23/60
FG: Jason Hanson	55	11/23/97

*Lions record; MR: several players, most recent

RECORDS & RESULTS

Overall:			
Home	18-21-2		
Road	9-10-1		
Field Goal	0-2-0		
Lucas Oil Stadium	0-1-0		

Date	Site	Result	
12-3-50	Bal	W, 45-21	
10-2-53	Bal	W, 27-17	
11-7-53	DET	W, 17-7	
10-16-54	DET	W, 35-0	
11-6-54	Bal	W, 27-3	
11-0-55	Bal	L, 13-28	
11-5-55	Bal	W, 24-14	
10-6-56	Bal	W, 31-14	
11-18-56	DET	W, 27-3	
9-29-57	Bal	L, 14-34	
10-20-57	DET	W, 31-27	
9-28-58	Bal	L, 15-28	
10-19-58	DET	L, 14-40	
10-27-59	DET	L, 21-20	
9-23-60	DET	W, 30-17	
12-4-60	Bal	W, 20-15	
9-24-61	Bal	W, 16-15	
10-22-61	DET	L, 14-17	
9-30-62	DET	W, 29-20	
12-2-62	Bal	W, 21-14	
10-20-63	DET	L, 21-25	
11-10-63	Bal	L, 21-24	
10-25-64	DET	L, 0-34	
12-6-64	Bal	W, 31-14	
10-10-65	Bal	L, 7-31	
11-25-65	DET	L, 24-31	
11-16-66	Bal	L, 14-45	
11-20-66	DET	W, 20-14	
11-19-67	Bal	L, 7-41	
11-10-68	DET	L, 10-27	
12-7-69	DET	L, 17-17	
10-21-73	DET	W, 17-29	
12-11-77	Bal	W, 13-10	
11-16-80	DET	L, 9-10	
9-22-85	Ind	L, 6-14	
9-22-91	DET	W, 33-24	
10-21-97	DET	W, 32-10	
10-29-00	DET	L, 18-30	
11-25-04	DET	L, 9-41	
12-14-08	Ind	L, 21-31	
12-2-12	DET	L, 33-35	

Note: From 1950-83, the Indianapolis Colts were headquartered in Baltimore.

SERIES NOTES

- The clubs have met just six times since the Colts moved to Indianapolis in 1984.
- On October 20, 1957, Bobby Layne threw a 23-yard TD pass to Howard "Hopalong" Cassidy with 46 seconds remaining in the game as Detroit overcame a 27-10 fourth quarter deficit to defeat the Colts 31-27 in one of the greatest comebacks in team history.
- In the 1997 meeting, a 32-10 Lions win at the Silverdome, Jason Hanson became the franchise's first kicker to convert two 50-yard field goals (52, 55) in a game. Barry Sanders rushed for 216 yards, including an 80-yarder for a touchdown. It was Sanders' fourth 200-yard outing of his career.
- In Detroit's first visit to Indianapolis' Lucas Oil Stadium, December 14, 2008, K Jason Hanson connected on a 51-yard field goal, his 51-yarder set a new NFL record for 50-yard field goals in a career (41) and it tied Morten Andersen's NFL record for 50-yard field goals in a season (8). Hanson is the first player in NFL history to go 8-for-8 on 50-yard field goals in a single season.

PUBLIC RELATIONS

Avis Roper/Matt Taylor
7001 West 56th Street
Indianapolis, IN 46254
(317) 297-2658



COACHING & SERIES RECORDS

Detroitlions.com
Media.Detroitlions.com

JACKSONVILLE JAGUARS

JAGUARS 2012 SCHEDULE

Sep. 9	at Minnesota Vikings
Sep. 16	at Houston Texans
Sep. 23	at Indianapolis Colts
Sep. 30	at Cincinnati Bengals
Oct. 7	BYE
Oct. 21	at Oakland Raiders
Oct. 28	at Green Bay Packers
Nov. 4	Detroit Lions
Nov. 8	Indianapolis Colts (Thurs)
Nov. 18	at Houston Texans
Nov. 25	Tennessee Titans
Dec. 2	at Buffalo Bills
Dec. 9	New York Jets
Dec. 16	at Miami Dolphins
Dec. 23	New England Patriots
Dec. 30	at Tennessee Titans

2011 Results: 5-11

LIONS SERIES RECORDS

Rushing Attempts	
1 Kevin Smith 23	11/3/08
2 Barry Sanders 22	12/17/95
3 Kevin Jones 19	11/14/04

Rushing Yards	
1 Barry Sanders 102	12/6/98
2 Kevin Smith 96	11/3/08
3 Kevin Jones 81	11/14/04

Rushing Touchdowns	
1 Mike Leshoure 3	11/4/12

Passing Attempts	
1t Charlie Batch 33	12/6/98
1t Joey Harrington 33	11/14/04
1t Matthew Stafford 33	11/4/12

Passing Completions	
1 Matthew Stafford 22	11/4/12
2 Scott Mitchell 19	12/17/95

Passing Yards	
1 Matthew Stafford 285	11/4/12
2 Charlie Batch 250	12/6/98

Passes Intercepted	
1 Joey Harrington 1	11/14/04

Touchdown Passes	
1 Scott Mitchell 2	12/17/95
2 Charlie Batch 2	12/6/98

Receptions	
1 Herman Moore 7	12/6/98
1t Calvin Johnson 7	11/4/12

Receiving Yards	
1 Calvin Johnson 129	11/4/12
2 Herman Moore 116	12/6/98
3 Calvin Johnson 96	11/6/08

Receiving Touchdowns	
1 Johnnie Morton 2	12/17/95

Interceptions	
1t Erik Coleman 1	11/4/12
1t Jonte Green 1	11/4/12
1t Willie Clay 1	12/17/95
1t Ryan McNeil 1	12/17/95
1t Van Malone 1	12/17/95
1t Corey Raymond 1	12/17/95

Points	
1 Jason Hanson 14	12/17/95
2 Eddie Drummond 12	11/14/04
3 Jason Hanson 10	12/6/98

Touchdowns	
1 Mike Leshoure 3	11/4/12
2t Johnnie Morton 2	12/17/95
2t Barry Sanders 2	12/17/95
3t Herman Moore 1	12/6/98
3t Germane Crowell 1	12/6/98

Field Goals	
1 Jason Hanson 3	12/17/95
1 Jason Hanson 3	12/6/98

Punts	
1 Nick Harris 6	11/14/04
2t John Jett 2	12/6/98
2t Mark Royals 3	12/17/95

Punt Returns	
1 Eddie Drummond 6	11/14/04
2t Brett Periman 2	12/17/95
2t Terry Fair 2	12/6/98

Punt Return Yards	
1 Eddie Drummond 199*	11/14/04
2 Brett Periman 22	12/17/95
3 Terry Fair 18	12/6/98

Kickoff Returns	
1t Terry Fair 5	12/6/98
1t Brandon Middleton 5	11/9/08

Kickoff Return Yards	
1 Terry Fair 175	12/6/98

Longest Plays	
Rush: Barry Sanders 39	12/6/98
Pass: Daunte Culpepper-to-Calvin Johnson 51	11/9/08

KR: Terry Fair 51	11/9/08
PR: Nick Harris 53	11/9/08
Punt: Eddie Drummond 83*	11/14/04
Int: Willie Clay 39	12/17/95
FG: Jason Hanson 45	12/6/98

*Lions Record

RECORDS & RESULTS

Overall	2-3-0
Home.....	1-1-0
Road.....	1-2-0
Field.....	0-1-0
Altitude Stadium.....	0-2-0
EverBank Field.....	1-0-0

Date	Site	Result
12-17-95	DET	W, 44-0
12-6-98	Jax	L, 22-37
11-14-04	Jax	L, 17-23ot
11-9-08	DET	L, 14-38
11-4-12	Jax	W, 31-14

SERIES NOTES

➤ Detroit's 44-0 win over the Jaguars December 17, 1995 represents the largest victory margin in Lions' history and was the largest in the NFL in 1995. The game also marked the inaugural contest in the series between the Lions and the Jaguars.

➤ Lions KR Eddie Drummond had one of the finest performances by a returner in NFL history that ultimately forced the Lions' game at Jacksonville into overtime November 14, 2004. Drummond became the first player in NFL history to return two punts for touchdowns in the fourth quarter and the 11th (14th time) to return two punts for a touchdowns in a single game.

➤ Drummond's six punt returns against the Jaguars (11/14/04) for 199 yards (33.2 avg) is the third-best single-game total in NFL history and set a new Lions' franchise record for punt return yards in a game.

➤ His two punt returns for touchdowns (55 and 83 yards) at Jacksonville (11/14) marked the third time in Lions' history that a player recorded two punt return touchdowns in a game. Jack Christiansen accomplished the feat twice in 1951 (2 vs LA 10/14/51 and 2 vs GB 12/22/51).

➤ In the Lions' 31-14 win over the Jaguars in the teams' most recent meeting, RB Mike Leshoure ushered his way into Lions history in as he carried the ball 16 times for 70 yards and three touchdowns. He became the first player in Lions history to rush for three touchdowns in the first half of a game. Leshoure also became the 10th player in Lions history with three rushing touchdowns in a game and it is the 16th time it has occurred in team history.

PUBLIC RELATIONS

Dan Edwards/Ryan Robinson
ALLTEL Stadium
One ALLTEL Stadium Place
Jacksonville, FL 32202
(904) 633-6000

TITANS 2012 SCHEDULE

Sep. 9	New England Patriots
Sep. 16	at San Diego Chargers
Sep. 23	Detroit Lions
Sep. 30	at Houston Texans
Oct. 7	at Minnesota Vikings
Oct. 11	Pittsburgh Steelers (Thurs)
Oct. 21	at Buffalo Bills
Oct. 28	Indianapolis Colts
Nov. 4	Chicago Bears
Nov. 11	at Miami Dolphins
Nov. 18	BYE
Nov. 25	at Jacksonville Jaguars
Dec. 2	Houston Texans
Dec. 9	at Indianapolis Colts
Dec. 17	New York Jets (Mon)
Dec. 23	at Green Bay Packers
Dec. 30	Jacksonville Jaguars

2011 Results: 9-7

LIONS SERIES RECORDS

Rushing Attempts	
1 MR: Barry Sanders 22	11/26/92

Rushing Yards	
1 Billy Sims 105	11/13/83

Rushing Touchdowns	
1 Steve Owens 2	10/17/71
2 James Jones 2	10/5/86
3 Barry Sanders 2	11/5/89

Passing Attempts	
1 Joey Harrington 49	1/2/05
2 Charlie Batch 42	10/21/01

Passing Completions	
1 Joey Harrington 33	1/2/05
2 Matthew Stafford 33	9/23/12

Passing Yards	
1 Joey Harrington 346	1/2/05
2 Charlie Batch 338	10/21/01

Passes Intercepted	
1 Eric Hipple 3	11/13/83
2 Charlie Batch 3	10/21/01

Touchdown Passes	
1 Charlie Batch 3	10/21/01

Receptions	
1 Calvin Johnson 10	9/23/12
1t Nate Burleson 10	9/23/12

Receiving Yards	
1 Calvin Johnson 164	9/23/12

Receiving Touchdowns	
1 Herman Moore 2	12/10/95

Interceptions	
1 Mike Johnson 2	12/10/95

Points	
1 MR: Herman Moore 12	12/10/95

Touchdowns	
1 MR: Herman Moore 2	12/10/95

Field Goals	
1 Jason Hanson 4	9/23/12

Punts	
1 Nick Harris 9	11/27/08
2 Mike Black 6	10/5/86

Punt Returns	
1t Lem Barney 2	10/17/71
1t Pete Mandley 2	10/5/86

Punt Return Yards	
1 Pete Mandley 36	10/5/86

Kickoff Returns	
1 Aveion Cason 7	11/27/08
2 Walter Stanley 6	11/5/89

Kickoff Return Yards	
1 Aveion Cason 148	11/27/08
2 Ken Jenkins 112	11/13/83

Longest Plays	
Rush: Greg Landry 30	10/17/71
Pass: Erik Kramer-to-Herman Moore 77*	11/26/92

KR: Desmond Howard 59	10/21/01
------------------------------	----------

Punt: Herman Weaver 63	10/17/71
PR: Willie Clay 28	12/10/95
Int: Lem Barney 28*	10/17/71
FG: Eddie Murray 48	10/5/86

RECORDS & RESULTS

Overall	3-8-0
Home.....	1-3-0
Road.....	2-5-0
Field.....	0-1-0
The Coliseum.....	0-1-0
LP Field.....	0-1-0

Date	Site	Result
10-17-71	Hou	W, 31-7
10-26-75	Hou	L, 8-24
11-13-83	Hou	L, 17-27
10-5-86	DET	W, 24-13
11-5-89	Hou	L, 35-31
11-26-92	DET	L, 21-24
12-10-95	Hou	W, 24-17
12-21-01	DET	L, 24-27
1-2-05	Ten	L, 19-24
11-27-08	DET	L, 47-10
9-23-12	Ten	L, 44-41 (OT)

Note: The Titans were located in Houston (known as the Oilers) from 1960-96 and known as the Tennessee Oilers from 1997-98.

SERIES NOTES

➤ The Lions and Titans have hooked up 10 times in the regular season with the Titans holding a 7-3 lead. The Lions were 2-3 in Houston and 1-1 in the Pontiac Silverdome.

➤ The teams first met Oct. 17, 1971 in Houston, with the Lions coming away with a 31-7 win.

➤ The Titans have won seven of the last nine contests.

➤ The Titans, then the Oilers, put a damper on Detroit's 1992 Thanksgiving Day festivities with a come-from-behind 24-21 win November 26 over the Lions in the Silverdome. Lorenzo White's 8-yard touchdown scamper with 1:17 remaining sealed the Titans' victory and ended Detroit's three-game Thanksgiving Day win streak.

➤ On December 10, 1995, QB Scott Mitchell set the Lions' all-time record for touchdown passes in a season. Bobby Layne had previously owned the record (26 in 1951). Mitchell completed the '95 season with 32 touchdown passes.

➤ In the most recent meeting between the two teams, the Titans defeated the Lions 44-41 in an overtime thriller at LP Field. Lions QB Shaun Hill connected on a last-second Hail Mary pass to WR Titus Young for 46 yards to send the game into overtime, but Detroit was unable to convert on a 4th-and-1 play in the extra stanza as the Titans went on to win the game.

PUBLIC RELATIONS

Robbie Bohren/Dwight Spradlin
460 Great Circle Road
Nashville, TN 37328
(615) 565-4000



COACHING & SERIES RECORDS

Detroitlions.com

Media.Detroitlions.com

DENVER BRONCOS

KANSAS CITY CHIEFS

BRONCOS 2012 SCHEDULE

Sep. 9	Pittsburgh Steelers
Sep. 17	at Atlanta Falcons (Mon)
Sep. 23	Houston Texans
Sep. 30	Oakland Raiders
Oct. 7	at New England Patriots
Oct. 15	at San Diego Chargers (Mon)
Oct. 21	BYE
Oct. 28	New Orleans Saints
Nov. 4	at Cincinnati Bengals
Nov. 11	at Carolina Panthers
Nov. 18	San Diego Chargers
Nov. 25	at Kansas City Chiefs
Dec. 2	Tampa Bay Buccaneers
Dec. 6	at Oakland Raiders (Thurs)
Dec. 16	at Baltimore Ravens
Dec. 23	Cleveland Browns
Dec. 30	Kansas City Chiefs

2011 Results: 8-8

LIONS SERIES RECORDS

Rushing Attempts		
1 Billy Sims	28	10/11/81
2 Barry Sanders	23	11/22/90

Rushing Yards		
1 Billy Sims	185	10/11/81
2 Barry Sanders	147	11/22/90
3 Steve Owens	109	11/7/71

Rushing Touchdowns		
1 Billy Sims	2	10/11/81

Passing Attempts		
1 Charlie Batch	40	12/25/99
2 Chuck Long	34	11/1/87

Passing Completions		
1t Charlie Batch	21	12/25/99
1t Matthew Stafford	21	10/30/11

Passing Yards		
1t Charlie Batch	267	12/25/99
1t Matthew Stafford	267	10/30/11

Passes Intercepted		
1 Gary Danielson	4	10/7/84

Touchdown Passes		
1t Bob Gagliano	3	11/22/90
1t Matthew Stafford	3	10/30/11

Receptions		
1 Billy Sims	9	10/7/84

Receiving Yards		
1 Calvin Johnson	125	10/30/11
2 Germaine Crowell	95	12/25/99

Receiving Touchdowns		
1 Richard Johnson	2	11/22/90

Interceptions		
1t Levi Johnson	1	11/28/74
1t Alvin Hall	1	10/11/81
1t Bruce McNorton	1	10/7/84
1t Ray Crockett	1	11/22/90
1t Chris Houston	1	10/30/11

Points		
1t Billy Sims	12	10/11/81
1t Richard Johnson	12	11/22/90
1t Eddie Murray	12	11/22/90
1t Barry Sanders	12	11/22/90

Touchdowns		
1t Billy Sims	2	10/11/81
1t Richard Johnson	2	11/22/90
1t Barry Sanders	2	11/22/90

Field Goals		
1 Eddie Murray	4	11/22/90

Punts		
1 John Jett	8	12/25/99
2 Ryan Donahue	7	10/30/11

Punt Returns		
1 Az-Zahir Hakim	3	9/28/03

Punt Return Yards		
1 Larry Walton	18	11/7/71

Kickoff Returns		
1t Gary Lee	4	11/1/87
1t Desmond Howard	4	12/25/99

Kickoff Return Yards		
1 Desmond Howard	97	12/25/99

2t Jimmie Jones	87	11/28/74
2t Gary Lee	87	11/1/87

Longest Plays		
Rush: Billy Sims	48t	10/11/81
Pass: Greg Landry-to-Earl McCullough	76t	11/7/71
KR: Mel Gray	40	11/22/90
PR: Tom Skladany	64	10/11/81
PR: Larry Walton	18	11/7/71
Int: Chris Houston	100t	10/11/81
FG: Jason Hanson	53	9/28/03
FG: Jason Hanson	53	11/4/07

RECORDS & RESULTS

Overall	5-6-0
Home	3-3-0
Road	2-3-0
Field Goal	1-0-0
Sports Authority Field	1-1-0
Date	Result
11-7-71	Den W, 24-20
11-28-74	DET W, 27-31
11-23-78	DET W, 17-14
10-11-81	Den L, 21-27
10-7-84	DET L, 7-28
11-1-87	Den L, 0-34
11-22-90	DET W, 40-27
12-28-99	DET L, 7-17
9-28-03	Den L, 16-20
11/4/07	DET W, 44-7
10/30/11	Den W, 45-10

SERIES NOTES

➤ Detroit posted a 24-20 win November 7, 1971 in the first meeting between the two teams. After a Detroit fumble and interception gave the Broncos a 10-0 halftime lead, the Lions roared back in the second half, scoring on their first two possessions, including a Greg Landry-to-Earl McCullough 76-yard bomb which gave the Lions the lead.

➤ Denver's 31-27 win in 1974 was the last Thanksgiving Day game played in Tiger Stadium, with the Lions moving into the Pontiac Silverdome the next season.

➤ In 1999, the Lions hosted the Broncos on another holiday, Christmas Day, with the Broncos claiming a 17-7 victory at the Silverdome.

➤ In Denver's first regular season trip to Ford Field November 4, 2007, the Lions crushed the Broncos 44-7, which marked the largest margin of victory, 37 points, by the Lions since they shutout the Jacksonville Jaguars 44-0 December 17, 1995. The 44 points were also the most by the team since they put up 55 points vs. Chicago November 27, 1997. The 37-point difference by Denver was the largest margin in a loss by the Broncos since the team lost at New Orleans 42-0 November 20, 1988.

➤ Detroit scored the second-most points in a road game by the club in a 45-10 win at Denver October 30, 2011. It was the largest margin of victory on the road for the Lions since 1970. CB Chris Houston registered the fourth-longest interception return TD in team history with a 100-yard return.

PUBLIC RELATIONS

Patrick Smyth/Rebecca Villanueva
13655 Broncos Parkway
Englewood, CO 80112
(303) 649-9000

CHIEFS 2012 SCHEDULE

Sep. 9	Atlanta Falcons
Sep. 16	at Buffalo Bills
Sep. 23	at New Orleans Saints
Sep. 30	San Diego Chargers
Oct. 7	Baltimore Ravens
Oct. 14	at Tampa Bay Buccaneers
Oct. 21	BYE
Oct. 28	Oakland Raiders
Nov. 1	at San Diego Chargers (Thurs)
Nov. 12	at Pittsburgh Steelers (Mon)
Nov. 18	Cincinnati Bengals
Nov. 25	Denver Broncos
Dec. 2	Carolina Panthers
Dec. 9	at Cleveland Browns
Dec. 16	at Oakland Raiders
Dec. 23	Indianapolis Colts
Dec. 30	at Denver Broncos

2011 Results: 7-9

LIONS SERIES RECORDS

Rushing Attempts		
1 Billy Sims	28	10/26/80

Rushing Yards		
1 Billy Sims	155	10/26/80

Rushing Touchdowns		
1t MR: Keiland Williams	1	9/18/11

Passing Attempts		
1 Chuck Long	41	11/26/87
2 Matthew Stafford	39	9/18/11

Passing Completions		
1 Matthew Stafford	23	9/18/11
2 Chuck Long	21	11/26/87

Passing Yards		
1 Matthew Stafford	294	9/18/11
2 Scott Mitchell	247	11/28/96

Passes Intercepted		
1t Greg Landry	2	11/25/71
1t Gary Danielson	2	10/26/80
1t Scott Mitchell	2	11/28/96
1t Charlie Batch	2	9/26/99

Touchdown Passes		
1 Matthew Stafford	4	9/18/11
2t Greg Landry	2	11/25/71
2t Eric Hipple	2	11/26/81
2t Charlie Batch	2	9/26/99

Receptions		
1 Brett Periman	8	11/28/96
2 Nate Burleson	7	9/18/11

Receiving Yards		
1 Barry Sanders	135	10/14/90
2 Brett Periman	131	11/28/96

Receiving Touchdowns		
1 Calvin Johnson	2	9/18/11
2 MR: Jahvid Best	1	9/18/11

Interceptions		
1 MR: Eric Wright	1	9/18/11

Points		
1t Billy Sims	12	10/26/80
1t Barry Sanders	12	10/14/90
1t Calvin Johnson	12	9/18/11

Touchdowns		
1t Billy Sims	2	10/26/80
1t Barry Sanders	2	10/14/90
1t Calvin Johnson	2	9/18/11

Field Goals		
1 Errol Mann	3	11/25/71

Punts		
1 John Jett	8	9/26/99
2 Herman Weaver	6	11/23/75

Punt Returns		
1 Rick Kane	5	10/26/80

Punt Return Yards		
1 Gary Lee	110	11/26/87

Kickoff Returns		
1 Rick Kane	5	10/26/80
2 Gary Lee	4	11/26/87

Kickoff Return Yards		
1 Gary Lee	110	11/26/87
2 Rick Kane	76	10/26/80

Longest Plays

Rush: Billy Sims	45t	10/26/80
Pass: Bob Gagliano-to-Barry Sanders	47t	10/14/90
KR: Glyn Milburn	48	11/26/87
Punt: John Jett	62	9/26/99
PR: Pete Mandley	22	11/26/87
Int: Jimmy Allen	34	11/26/81
FG: Jason Hanson	51	9/18/11

MR: several players, most recent

RECORDS & RESULTS

Overall.....	5-7-0	
Home.....	3-2-0	
Road.....	2-5-0	
Ford Field.....	2-0-0	
Arrowhead Stadium.....	1-5-0	
Date.....	Site.....	Result.....
11-25-71	KC	W, 32-21
11-23-75	KC	L, 21-24ot
10-26-80	KC	L, 17-20
11-26-81	DET	W, 27-10
11-26-87	DET	L, 20-27
10-23-88	KC	W, 7-6
10-14-90	KC	L, 24-43
11-28-96	DET	L, 24-28
9-26-99	KC	L, 21-31
12-14-03	KC	W, 17-45
12-23-07	DET	W, 25-20
9-18-11	DET	W, 48-3

SERIES NOTES

➤ The Lions are 3-2 in home games (2-0 at Ford Field) against the Chiefs and 2-5 in games played in Kansas City.

➤ In the inaugural meeting—the 1971 Thanksgiving Day classic—Errol Mann contributed three field goals while Greg Landry threw touchdown passes to Charlie Sanders and Earl McCullough in a 32-21 Lions' win. RB Ed Podolak scored all three touchdowns for the Chiefs.

➤ In the teams' first regular season meeting at the Silverdome, Detroit dominated defensively and claimed a 27-10 Thanksgiving Day win in 1981. The Lions held the Chiefs' top-ranked rushing attack to just 116 yards, and registered five sacks.

➤ The Lions held a 6-4 preseason edge in the series against the Chiefs, and have won five of the last six preseason matchups. The two teams met August 23, 1975 in an exhibition affair that kicked off the opening of the Pontiac Silverdome. Detroit won the contest 27-24.

➤ Kansas City made their first trip to Ford Field December 23, 2007, with the Lions claiming a 25-20 victory.

➤ In Detroit's 2011 home opener, September 18, the Lions set a regular season franchise record with a 45-point margin of victory as they defeated the Chiefs 48-3. K. Jason Hanson played in his 297th career game, which is the most by any player with one team in NFL history.

PUBLIC RELATIONS

Ted Crews/Brad Gee
One Arrowhead Drive
Kansas City, MO 64129
(816) 924-9300



RAIDERS

COACHING & SERIES RECORDS

Detroitlions.com

Media.Detroitlions.com

OAKLAND RAIDERS

SAN DIEGO CHARGERS

RAIDERS 2012 SCHEDULE

Sep. 10	San Diego Chargers (Mon)
Sep. 16	at Miami Dolphins
Sep. 23	Pittsburgh Steelers
Sep. 30	at Denver Broncos
Oct. 7	BYE
Oct. 14	at Atlanta Falcons
Oct. 21	Jacksonville Jaguars
Oct. 28	at Kansas City Chiefs
Nov. 4	Tampa Bay Buccaneers
Nov. 11	at Baltimore Ravens
Nov. 18	New Orleans Saints
Nov. 25	at Cincinnati Bengals
Dec. 2	Cleveland Browns
Dec. 6	Denver Broncos (Thurs)
Dec. 16	Kansas City Chiefs
Dec. 23	at Carolina Panthers
Dec. 30	at San Diego Chargers

2011 Results: 8-8

LIONS SERIES RECORDS

Rushing Attempts		
1 Barry Sanders	25	12/10/90

Rushing Yards		
1 Barry Sanders	176	12/10/90

Rushing Touchdowns		
1 Barry Sanders	2	12/10/90

Passing Attempts		
1 Matthew Stafford	52	12/18/11

Passing Completions		
1 Scott Mitchell	31	10/13/96
2 Matthew Stafford	29	12/18/11

Passing Yards		
1 Matthew Stafford	391	12/18/11

Passes Intercepted		
1t Chuck Long	2	9/20/87
1t Scott Mitchell	2	10/13/96

Touchdown Passes		
1 Matthew Stafford	4	12/18/11

Receptions		
1 Herman Moore	10	10/13/96

Receiving Yards		
1 Calvin Johnson	214	12/18/11
2 Pete Mandley	110	9/20/87

Receiving Touchdowns		
1t Calvin Johnson	2	12/18/11
1t Charlie Sanders	2	12/16/70
1t Herman Moore	2	10/13/96

Interceptions		
1t MR. Terrence Holt	1	11/2/03
1t Otis Smith	1	11/2/03
1t Brian Walker	1	11/2/03

Points		
1t Calvin Johnson	12	12/18/11
1t Charlie Sanders	12	12/16/70
1t Barry Sanders	12	12/10/90
1t Herman Moore	12	10/13/96

Touchdowns		
1t Calvin Johnson	2	12/18/11
1t Charlie Sanders	2	12/16/70
1t Barry Sanders	2	12/10/90
1t Herman Moore	2	10/13/96

Field Goals		
1t Eddie Murray	3	12/10/90
1t Jason Hanson	3	11/2/03

Punts		
1 Mike Black	10	12/10/84

Punt Returns		
1 Robbie Martin	6	9/27/81

Punt Return Yards		
1 Robbie Martin	76	9/27/81

Kickoff Returns		
1t Jimmie Jones	5	11/10/74
1t Glynn Milburn	5	10/13/96

Kickoff Return Yards		
1 Glynn Milburn	119	10/13/96

Longest Plays		
Rush: Fred Scott	36	11/19/78
Pass: Landry-to-Farr	58	11/26/70

KR: Reggie Swinton	61	11/2/03
Punt: Tom Skladany	74	9/27/81
PR: Robbie Martin	23	12/10/84
Int: Jimmy Allen	30	9/27/81
FG: Jason Hanson	54	11/2/03

MR: several players, most recent

RECORDS & RESULTS

Overall.....	5-6-0	
Home.....	2-1-0	
Road.....	3-5-0	
Ford Field.....	1-0-0	
O.co Coliseum.....	1-3-0	
Date.....	Site.....	Result.....
11-26-70	DET	W, 28-14
11-10-70	Oak	L, 13-35
11-19-78	Oak	L, 17-29
9-27-81	Oak	W, 16-0
12-10-84	LA	L, 3-24
9-20-87	LA	L, 7-27
12-10-90	DET	L, 31-38
10-13-96	Oak	L, 21-37
11-2-03	DET	W, 23-13
9-9-07	Oak	W, 36-21
12-18-11	Oak	W, 28-27

Note: The Raiders were located in Oakland from 1960-81 and Los Angeles from 1982-94. The club returned to Oakland in 1995.

SERIES NOTES

➤ In the teams' first meeting, the Lions defeated Oakland 28-14 on Thanksgiving Day (Nov. 26, 1970). The win was the second of five straight wins by the Lions that propelled them to their first playoff berth since 1957. Mel Farr rushed 21 times for 121 yards, rallying Detroit from a 14-0 deficit.

➤ The Lions shut out the defending Super Bowl Champion Raiders 16-0 September 27, 1981. Detroit was the first team to shut out the Raiders in 15 years, as the Lions limited Oakland to only 131 yards in total offense. The Lions collected six sacks and Jimmy Allen intercepted his fourth pass in as many games. Billy Sims earned his second consecutive 100-yard rushing game (133 yards) while Dexter Bussey passed Altie Taylor as the club's all-time leading rusher.

➤ In a Monday Night meeting December 10, 1990, there were five Heisman Trophy winners on the field (Det.: Barry Sanders and Andre Ware, Oak: Marcus Allen, Tim Brown and Bo Jackson). Sanders finished the game with 176 yards rushing, while Jackson led the Raiders with 129 yards on the ground.

➤ The Lions defeated the defending AFC Champion Oakland Raiders on November 2, 2003 at Ford Field. The Raiders' first trip to Detroit since 1990.

➤ Detroit opened the 2007 season on the road at Oakland and came away with a 36-21 victory. DE Dwayne White was named NFC Defensive Player of the Week for his Week 1 as the defensive end was a force in the fourth quarter when Detroit scored 16 unanswered points in the final 10:45 to come away with the victory. After the Lions took a 26-21 lead in the fourth quarter, White intercepted a pass on the ensuing Raiders drive and returned it 28 yards to set up a field goal to increase Detroit's lead to eight. On the first play of the next Oakland possession, White recorded a sack-fumble that was recovered by the Lions. The play helped set up a touchdown to seal the win.

➤ Trailing 17-14 with 7:47 left in the fourth quarter, the Lions completed the 13-point comeback and became the first team in NFL history to record four 13+point comebacks in a season. The Lions game-winning drive started at the Raiders' 2-yard line with Z.14 left in the fourth quarter and was completed when QB Matthew Stafford hit WR Calvin Johnson on a 6-yard pass with 0:39 left to play.

PUBLIC RELATIONS

Zak Gilbert/Will Kiss
 1220 Harbor Bay Parkway
 Alameda, CA 94502
 (510) 864-5000

CHARGERS 2012 SCHEDULE

Sep. 10	at Oakland Raiders (Mon)
Sep. 16	Tennessee Titans
Sep. 23	Atlanta Falcons
Sep. 30	at Kansas City Chiefs
Oct. 7	at New Orleans Saints
Oct. 15	Denver Broncos (Mon)
Oct. 21	BYE
Oct. 28	at Cleveland Browns
Nov. 11	Kansas City Chiefs (Thurs)
Nov. 18	at Tampa Bay Buccaneers
Nov. 25	at Denver Broncos
Dec. 2	Baltimore Ravens
Dec. 9	Cincinnati Bengals
Dec. 16	at Pittsburgh Steelers
Dec. 23	Carolina Panthers
Dec. 30	at New York Jets
	Oakland Raiders

2011 Results: 8-8

LIONS SERIES RECORDS

Rushing Attempts		
1 Rick Kane	24	11/6/77

Rushing Yards		
1 Billy Sims	119	9/30/84
2 Rick Kane	105	11/6/77

Rushing Touchdowns		
1t Mel Farr	2	10/22/72
1t Rick Kane	2	11/6/77
1t Billy Sims	2	9/30/84
1t Barry Sanders	2	11/11/96

Passing Attempts		
1 Joey Harrington	46	12/7/03
2 Jon Kitna	46	12/16/07
3 Charlie Batch	38	10/10/99

Passing Completions		
1 Matthew Stafford	29	12/24/11
2t Joey Harrington	26	12/7/03
2t Jon Kitna	26	12/16/07

Passing Yards		
1 Matthew Stafford	373	12/24/11
2 Jon Kitna	302	12/16/07

Passes Intercepted		
1 Jon Kitna	5	12/16/07
2t Greg Landry	1	10/22/72
2t Gary Danielson	1	10/22/78
2t Gary Danielson	1	9/13/81
2t Charlie Batch	1	10/10/99

Touchdown Passes		
1t Matthew Stafford	3	12/24/11
1t Gary Danielson	3	10/22/78

Receptions		
1t Ron Rivers	9	10/10/99
1t Brandon Pettigrew	9	12/24/11

Receiving Yards		
1 Calvin Johnson	102	12/16/07
2 Larry Walton	101	10/22/72

Receiving Touchdowns		
1 Jesse Thompson	2	10/22/78

Interceptions		
1 Jimmy Allen	2	10/22/78

Points		
1t MR. Kevin Smith	12	12/24/11

Touchdowns		
1t MR. Kevin Smith	2	12/24/11

Field Goals		
1 Eddie Murray	3	9/13/81

Punts		
1 Nick Harris	9	12/7/03
2 John Jett	5	10/10/99

Punt Returns		
1t Eddie Payton	5	11/6/77
1t Eddie Drummond	5	12/7/03

Punt Return Yards		
1 Eddie Payton	58	11/6/77

Kickoff Returns		
1t Glynn Milburn	5	11/11/96
1t Terry Fair	5	10/10/99

Kickoff Return Yards		
1 Glynn Milburn	148	11/11/96

Longest Plays		
Rush: Billy Sims	81	9/30/84
Pass: Jon Kitna-to-Calvin Johnson		

Pass: Jon Kitna-to-Calvin Johnson		
1t Calvin Johnson	49	12/16/07
1t Larry Walton	50	10/22/72
1t Mark Royals	52	11/11/96
1t Eddie Payton	37	11/6/77
1t Chris Houston	43	12/24/11
1t Eddie Murray	50	12/24/11

MR: several players, most recent

RECORDS & RESULTS

Int:	Chris Houston	43	12/24/11
FG:	Eddie Murray	50	12/24/11
MR: several players, most recent			
RECORDS @ RESULTS			
Overall.....		4-6-0	
Home.....		4-2-0	
Road.....		0-4-0	
Ford Field.....		1-1-0	
Qualcomm Stadium.....		0-4-0	

Series Notes		
---------------------	--	--

➤ The Lions won each of the first three meetings between the two teams (all home games), but have dropped the six most recent contests.

➤ Detroit recorded a 34-20 victory over the Chargers in the first meeting of the series October 22, 1972. Mel Farr ran for two touchdowns and gained 36 yards on 22 carries, helping the Lions rack up 182 yards on the ground for the game. Greg Landry also rushed for a touchdown and added 151 yards passing with a touchdown strike going to Larry Walton, who finished with seven catches for 101 yards.

➤ Detroit fell to the Chargers, 27-24, September 20, 1984 at Jack Murphy Stadium. Billy Sims ran for two touchdowns and 119 yards, including an 81-yard touchdown scamper. Detroit QB Gary Danielson matched Hall of Famer Dan Fouts every step of the way, completing 20-of-25 attempts for 269 yards, while Fouts was 22-of-35 for 248 yards. The Chargers forced to a 2-4 halftime lead, but Detroit scored two third quarter touchdowns to narrow the gap to 24-21.

➤ With a 38-10 win over San Diego at Ford Field December 24, 2011, the Lions clinched their first playoff berth since 1999. The team was led by QB Matthew Stafford who completed 29-of-36 passes for 373 yards. His completion percentage (80.6) and passer rating (137.6) were both career highs. His rating also set a franchise single-game record by a quarterback who attempted 35 passes.

PUBLIC RELATIONS

Bill Johnston/Scott Yoffe
 4020 Murphy Canyon Road
 San Diego, CA 92123
 (619) 874-4500

2012 DETROIT LIONS
YEAR-BY-YEAR RESULTS





YEAR-BY-YEAR RESULTS

Detroitlions.com
Media.Detroitlions.com

LIONS PRESEASON RECORDS AND RESULTS

RECORDS

SINCE 1949

Team	G	W	L	T	Pct.
Arizona	15	11	4	0	.733
Atlanta	4	2	2	0	.500
Baltimore	3	1	2	0	.333
Buffalo	31	19	11	1	.644
Chicago	1	0	0	1	1.000
Cincinnati	36	18	18	0	.500
Cleveland	44	24	19	1	.545
College All-Stars	3	2	1	0	.667
Dallas	6	2	3	1	.417
Denver	5	3	2	0	.600
Jacksonville	1	1	0	0	1.000
Indianapolis	21	7	13	1	.350
Kansas City	10	6	4	0	.600
Miami	7	1	6	0	.143
Minnesota	1	0	0	1	1.000
New England	7	5	2	0	.714
New Orleans	7	4	3	0	.571
NY Bulldogs	1	1	0	0	1.000
NY Giants	15	10	4	1	.714
NY Jets	4	2	2	0	.500
NY Yanks	1	1	0	0	1.000
Oakland	5	1	4	0	.200
Philadelphia	25	13	11	1	.542
Pittsburgh	18	10	8	0	.556
St. Louis	4	0	3	1	.000
Seattle	1	1	0	0	1.000
Tennessee	7	2	5	0	.286
Tennessee	5	3	2	0	.600
Washington	18	11	7	0	.611
Total	304	161	135	8	.555

RESULTS

1949 (3-2-0)

N.Y. Bulldogs (Hershey)	W	21-10
Pittsburgh (Roanoke)	W	41-21
Philadelphia (New Orleans)	L	14-45
Washington (Denver)	L	7-31
N.Y. Giants (Minneapolis)	W	21-6

1950 (2-3-0)

at Pittsburgh	L	14-17
Cleveland (Akron)	L	14-35
Washington (Dallas)	L	24-28
Philadelphia (Little Rock)	W	49-24
Chi. Cards (Birmingham)	W	24-16

1951 (4-1-1)

N.Y. Giants (Dallas)	W	31-21
Philadelphia (Shreveport)	T	17-17
Washington (Amarillo)	L	7-10
CLEVELAND	W	21-20
Chi. Cards (San Antonio)	W	21-7
N.Y. Yanks (Houston)	W	28-14

1952 (6-0-0)

Chi. Cards (Amarillo)	W	28-13
Philadelphia (Little Rock)	W	7-3
N.Y. GIANTS	W	33-17
Cleveland (Syracuse)	W	28-21
at Dallas	W	21-14
Washington (Norman)	W	45-7

1953 (4-1-1)

All-Stars (Chicago)	W	24-10
Pittsburgh (Syracuse)	W	16-13
N.Y. Giants (Dallas)	W	38-7
CLEVELAND	T	24-24
Washington (Buffalo)	W	31-7
at Philadelphia	L	17-28

1954 (6-0-0)

All-Stars (Chicago)	W	31-6
at Philadelphia	W	17-14
WASHINGTON	W	37-7
N.Y. Giants (Norman)	W	28-13
Cleveland (Dallas)	W	56-31
Pittsburgh (Buffalo)	W	42-14

1955 (4-2-0)

Philadelphia (Dallas)	L	8-14
Washington (Mobile)	W	17-14
Chi. Cards (St. Louis)	L	16-17
Pittsburgh (Miami)	W	24-0
at Cleveland	W	19-3
N.Y. GIANTS	W	27-17

1956 (4-2-0)

Pittsburgh (Toledo)	W	20-15
Chi. Cards (Mobile)	L	17-20
Philadelphia (Miami)	W	31-14
CLEVELAND	W	17-0
Cleveland (Akron)	W	31-14
Washington (Buffalo)	L	17-19

1957 (3-3-0)

CLEVELAND	W	20-10
Philadelphia (Toledo)	W	34-27
Washington (Birmingham)	W	31-14
Pittsburgh (Buffalo)	L	14-20
at Cleveland	L	7-23
N.Y. GIANTS	L	0-17

1958 (3-3-0)

All-Stars (Chicago)	L	19-35
CLEVELAND	W	17-7
N.Y. GIANTS	W	24-17
Chicago Bears (Dallas)	W	24-17
Philadelphia (Norman)	L	24-31
at Cleveland	L	7-41

1959 (4-2-1)

L.A. Rams (Boulder)	T	20-20
Chi. Cards (Norman)	L	19-21
Cleveland (Akron)	W	9-3
N.Y. GIANTS	L	0-38
Philadelphia (Toledo)	W	35-24
CLEVELAND	W	31-28
WASHINGTON	W	31-14

1960 (2-3-1)

CLEVELAND	L	14-28
St. Louis (Toledo)	W	24-21
PITTSBURGH	W	13-7
Philadelphia (Norman)	L	10-40
N.Y. Giants (New Haven)	T	16-16
at Cleveland	L	10-14

1961 (4-1-0)

CLEVELAND	W	35-7
at Pittsburgh	W	17-14
PHILADELPHIA	L	14-23
ST. LOUIS	W	20-7
at Cleveland	W	35-17

1962 (4-1-0)

CLEVELAND	L	14-17
Dallas (Cleveland)	W	35-24
PITTSBURGH	W	26-20
Chi. Cards (Omaha)	W	19-14
at St. Louis	W	14-0

1963 (2-3-0)

CLEVELAND	W	24-10
N.Y. Giants (Cleveland)	L	21-24
St. Louis (Omaha)	W	22-17
PITTSBURGH	L	7-22
Dallas (New Orleans)	L	17-27

1964 (3-1-1)

Washington (Charlotte)	W	28-27
BALTIMORE	T	28-28
at Philadelphia	W	17-13
CLEVELAND	L	14-35
N.Y. Giants (Cleveland)	W	24-10

1965 (1-4-0)

at Philadelphia	L	17-20
BALTIMORE	L	3-23
CLEVELAND	L	14-28
N.Y. Giants (Cleveland)	W	25-21
Washington (Canton)	L	3-20

1966 (0-4-1)

Minnesota (New Orleans)	T	6-6
ST. LOUIS	L	14-28
N.Y. Giants (New Haven)	L	7-17
Dallas (Tulsa)	L	10-20
BALTIMORE	L	0-20

1967 (3-2-0)

at Denver	L	7-13
BUFFALO	W	19-17
at San Diego	W	38-17
BALTIMORE	L	5-14
at St. Louis	W	21-7

1968 (2-3-0)

at Buffalo	L	9-13
at Philadelphia	W	20-3
BALTIMORE	W	14-7
at Washington	L	10-16
N.Y. Jets (Cleveland)	L	6-9

1969 (5-1-0)

at Kansas City	L	13-38
BUFFALO	W	24-12
Boston (Montreal)	W	22-9
Washington (Tampa)	W	21-20
Philadelphia (Raleigh)	W	23-21
NEW ORLEANS	W	42-7

1970 (4-2-0)

KANSAS CITY	L	17-30
at Buffalo	W	22-6
at New Orleans	W	31-17
PHILADELPHIA	W	31-7
Baltimore (Raleigh)	L	14-20
at Cincinnati	W	31-14

1971 (3-3-0)

N.Y. Jets (Tampa)	W	28-24
CINCINNATI	L	24-31
Baltimore (Ann Arbor)	W	23-20
at Miami	L	24-28
BUFFALO	L	17-31
at Philadelphia	W	49-10

1972 (4-2-0)

MIAMI	W	31-23
at Cincinnati	L	28-30
Cleveland (Ann Arbor)	W	34-7
WASHINGTON	W	23-10
Baltimore (Tampa)	W	24-17
at New England	L	30-34

1973 (4-2-0)

at Washington	W	17-14
at Kansas City	W	17-16
Baltimore (Memphis)	L	28-32
CINCINNATI	L	10-17
at Cleveland	W	16-13
NEW ENGLAND	W	34-21

1974 (2-4-0)

at Kansas City	L	12-20
at Baltimore	W	6-3
OAKLAND	L	10-41
at Cincinnati	L	14-27
at Buffalo	L	7-28
CLEVELAND	W	21-7

1975 (2-4-0)

Oakland (Berkeley)	L	0-34
at Miami	L	14-20
KANSAS CITY	W	27-24
at Washington	L	13-34
CINCINNATI	L	14-22
at Cleveland	W	27-24

1976 (3-4-0)

Denver (Canton)	L	7-10
BUFFALO	W	20-17
MAIMI	L	21-30
at Cincinnati	L	14-26
Dallas (Memphis)	L	16-36
at Kansas City	W	23-21
BALTIMORE	W	24-9

1977 (3-3-0)

KANSAS CITY	W	17-0
at Buffalo	L	10-17
CINCINNATI	L	13-17
at Seattle	W	16-14
at Baltimore	L	10-21
CLEVELAND	W	24-20

1978 (2-2-0)

BUFFALO	W	28-20
at Cincinnati	W	14-10
at Cleveland	L	10-14
BALTIMORE	L	7-13



YEAR-BY-YEAR RESULTS

Detroitlions.com
Media.Detroitlions.com

1979 (2-2-0)

CINCINNATI	L	28-40
at Buffalo	W	34-13
CLEVELAND	W	21-10
at Baltimore	L	7-17

1980 (3-1-0)

at Miami	L	7-17
BUFFALO	W	24-17
NEW ORLEANS	W	40-17
at Cincinnati	W	15-10

1981 (1-3-0)

at Buffalo	W	21-14
CINCINNATI	L	20-30
MIAMI	L	27-31
at New Orleans	L	17-20ot

1982 (2-2-0)

CLEVELAND	L	16-17
OAKLAND	W	30-16
at Cincinnati	W	27-23
at Buffalo	L	10-13

1983 (2-2-0)

at Philadelphia	L	17-21
at Kansas City	W	17-13
BUFFALO	L	16-17
CINCINNATI	W	34-7

1984 (2-2-0)

PHILADELPHIA	W	17-14
SEATTLE	L	24-28
at Buffalo	W	17-12
at Cincinnati	L	14-35

1985 (1-2-1)

BUFFALO	T	10-10
at Seattle	L	3-28
CINCINNATI	W	31-17
at Philadelphia	L	16-20

1986 (2-2-0)

PHILADELPHIA	L	9-17
SEATTLE	W	30-27
at Indianapolis	L	13-20
at Cincinnati	W	30-20

1987 (2-2-0)

INDIANAPOLIS	L	19-22
CINCINNATI	W	23-9
at Seattle	L	10-38
at Philadelphia	W	36-3

1988 (0-4-0)

at Cleveland	L	10-13
SEATTLE	L	13-16ot
at Cincinnati	L	7-24
PHILADELPHIA	L	9-27

1989 (0-4-0)

CLEVELAND	L	24-25
CINCINNATI	L	3-35
at Seattle	L	7-13
at L.A. Rams	L	14-24

1990 (4-0-0)

at Houston	W	34-10
BUFFALO	W	24-13
KANSAS CITY	W	35-21
at Cincinnati	W	26-24

1991 (2-3-0)

Denver (Canton)	W	14-3
CINCINNATI	W	24-20
at Buffalo	L	16-21
at Kansas City	L	14-38
PITTSBURGH	L	3-16

1992 (1-3-0)

HOUSTON	L	7-17
at Buffalo	L	24-30
NEW ENGLAND	W	42-9
at Cincinnati	L	17-34

1993 (4-0-1)

BUFFALO	W	14-7
Dallas (London)	T	10-10
at Houston	W	24-20
CINCINNATI	W	30-7
at New Orleans	W	17-16

1994 (2-2-0)

N.Y. JETS	W	26-13
at Cleveland	L	7-16
ARIZONA	W	24-16
at Cincinnati	L	14-38

1995 (3-1-0)

at New England	W	30-17
JACKSONVILLE	W	19-3
CINCINNATI	W	20-13
at New Orleans	L	10-24

1996 (3-1-0)

NEW ORLEANS	L	22-23
WASHINGTON	W	34-25
at Houston	W	34-23
at Cincinnati	W	24-17

1997 (1-3-0)

ATLANTA	W	20-17
CINCINNATI	L	23-27
at Pittsburgh	L	20-28
at Indianapolis	L	3-16

1998 (1-3-0)

ARIZONA	W	13-10
ATLANTA	L	3-7
at Cincinnati	L	19-33
at Indianapolis	L	17-20

1999 (1-3-0)

at Atlanta	L	31-35
CINCINNATI	W	16-0
at Miami	L	10-31
ST. LOUIS	L	6-17

2000 (2-2-0)

NEW ENGLAND	L	10-13
BUFFALO	W	15-13
at Oakland	L	17-23
at Cincinnati	W	21-13

2001 (1-3-0)

CINCINNATI	L	24-27
at Indianapolis	W	27-26
at Pittsburgh	L	7-20
TENNESSEE	L	25-28

2002 (1-3-0)

at Baltimore	L	6-12
at Cleveland	L	23-24
PITTSBURGH	L	22-34
BUFFALO	W	20-13

2003 (2-2-0)

PITTSBURGH	W	26-13
at Cincinnati	L	10-23
CLEVELAND	W	38-17
at Buffalo	L	16-22

2004 (2-2-0)

PITTSBURGH	W	27-21
at Cleveland	L	10-17
at Baltimore	L	6-17
BUFFALO	W	20-17

2005 (1-3-0)

at NY Jets	L	3-10
CLEVELAND	L	13-21
ST. LOUIS	L	13-37
at Buffalo	W	7-21

2006 (1-3-0)

DENVER	W	20-13
at Cleveland	L	16-20
at Oakland	L	3-21
BUFFALO	L	13-20

2007 (2-2-0)

CINCINNATI	W	27-26
at Cleveland	W	23-20
at Indianapolis	L	10-37
BUFFALO	L	13-16

2008 (4-0-0)

NY GIANTS	W	13-10
at Cincinnati	W	27-10
CLEVELAND	W	26-6
at Buffalo	W	14-6

2009 (3-1-0)

ATLANTA	W	27-26
at Cleveland	L	10-27
INDIANAPOLIS	W	18-17
at Buffalo	W	17-6

2010 (3-1-0)

at Pittsburgh	L	7-23
at Denver	W	25-20
CLEVELAND	W	35-27
BUFFALO	W	28-23

2011 (4-0-0)

CINCINNATI	W	34-3
at Cleveland	W	30-28
NEW ENGLAND	W	34-10
at Buffalo	W	16-6

2012 (2-2-0)

CLEVELAND	L	17-19
at Baltimore	W	27-12
at Oakland	L	20-31
BUFFALO	W	38-32

() Neutral Site



YEAR-BY-YEAR RESULTS

Detroitlions.com
Media.Detroitlions.com

1934

Record: 10-3-0, 2nd Western Division

Date	W/L	Score	Opponent	Att
9/23	W	9-0	New York	12,000
9/30	W	6-0	at Chicago Cardinals	18,000
10/7	W	3-0	at Green Bay	7,500
10/14	W	10-0	at Philadelphia	9,860
10/17	W	24-0	Boston	12,000
10/22	W	28-0	Brooklyn	11,000
10/28	W	38-0	at Cincinnati	4,800
11/4	W	40-7	Pittsburgh	6,000
11/11	W	17-13	Chicago Cardinals	11,000
11/18	W	40-7	St. Louis	15,000
11/25	L	0-7	Green Bay	12,000
11/29	W	16-19	at Chicago Bears	26,000
12/2	L	7-10	at Chicago Bears	34,412

All-League: George Christensen (T), Earl "Dutch" Clark (QB)

Team Statistics	Det	(Avg)	Opp	(Avg)
Total Yards	3467	27.0	1959	15.8
Rushing Yards	2340	210.8	1231	94.7
Passing Yards	747	57.5	678	52.2
Points Scored	238	18.3	59	4.5

Lions Leaders

Rushing	Dutch Clark	123-763, 8 TD
Passing	Dutch Clark	23-50, 383 yds, 3 Int
Receiving	Harry Ebling	10-264, 2 TD
Scoring	Dutch Clark	73 pts (8 TD, 4 FG, 13 PAT)

NFL Standings

Western Division	W	L	T	Pct	Pts	OP
Chicago Bears	10	3	0	1.000	286	59
DETROIT	10	3	0	.769	238	59
Green Bay	7	6	0	.538	156	112
Chicago Cardinals	5	8	0	.455	80	84
St. Louis	1	2	0	.333	27	61
Cincinnati	0	8	0	.000	10	243

Eastern Division

New York	8	5	0	.615	147	107
Boston	6	5	0	.500	107	94
Brooklyn	4	7	0	.363	81	153
Philadelphia	4	7	0	.363	127	85
Pittsburgh	2	10	0	.166	51	206

NY defeated ChiB, 30-13, for World Championship.

IN 1934: The Dionne sisters, the first quintuplets to survive beyond infancy, were born in Canada.

1936

Record: 8-4-0, 3rd NFL Western

Date	W/L	Score	Opponent	Att
9/28	W	39-0	Chicago Cardinals	15,000
10/11	W	23-0	at Philadelphia	15,000
10/14	W	14-7	at Brooklyn	8,000
10/18	L	18-20	at Green Bay	13,500
10/25	L	10-12	at Chicago Bears	27,424
11/1	L	7-14	at New York	25,000
11/8	W	28-3	Pittsburgh	20,000
11/15	W	38-0	New York	20,000
11/22	W	14-7	at Chicago Cardinals	7,579
11/26	W	13-7	Chicago Bears	22,000
11/29	L	17-26	Green Bay	22,000
12/6	W	14-6	Brooklyn	10,000

Team Statistics	Det	(Avg)	Opp	(Avg)
Total Yards	3703	308.6	2454	204.5
Rushing Yards	2885	240.4	1427	118.9
Passing Yards	818	68.2	1027	85.6
Points Scored	235	19.6	102	8.5

Lions Leaders

Rushing	Ace Gutowsky	191-827, 6 TD
Passing	Dutch Clark	38-71, 487 yds, 4 TD, 6 Int
Receiving	Ernie Caddell	19-150, 1 TD
Scoring	Dutch Clark	73 pts (7 TD, 4 FG, 19 PAT)

NFL Standings

Western Division	W	L	T	Pct	Pts	OP
Green Bay	10	1	1	.909	248	118
Chicago Bears	9	3	0	.750	222	94
DETROIT	8	4	0	.667	235	102
Chicago Cardinals	3	8	1	.273	74	143

Eastern Division	W	L	T	Pct	Pts	OP
Boston	7	5	0	.583	148	110
Brooklyn	6	6	0	.500	98	187
New York	5	6	1	.455	115	163
Brooklyn	3	8	1	.273	92	161
Philadelphia	1	11	0	.083	51	206

GB defeated Bos, 21-6, for World Championship.

IN 1936: American Eugene O'Neill wins the Nobel Prize for Literature.

1938

Record: 7-4-0, 2nd NFL Western

Date	W/L	Score	Opponent	Att
9/9	W	16-7	Pittsburgh	17,000
9/16	L	17-21	at Cleveland	8,012
9/23	W	17-7	at Green Bay	21,988
10/3	L	5-7	Washington	42,855
10/10	W	10-0	Chicago Cardinals	17,917
10/20	W	13-7	at Chicago Bears	24,356
10/27	W	6-0	Cleveland	30,140
11/3	L	7-28	Green Bay	45,139
11/10	W	7-3	at Chicago Cardinals	8,279
11/24	W	14-7	Chicago Bears	26,278
12/4	L	17-21	Philadelphia	18,985

All-League: Lloyd Cardwell (HB)

Team Statistics	Det	(Avg)	Opp	(Avg)
Total Yards	2640	240.0	2186	198.7
Rushing Yards	1893	172.1	1081	98.3
Passing Yards	747	67.9	1105	100.5
Points Scored	119	10.8	108	9.8

Lions Leaders

Rushing	Bill Shepherd	100-455, 3 TD
Passing	Vern Huffman	27-85, 382 yds, 2 TD, 8 Int
Receiving	Lloyd Cardwell	9-138, 1 TD
Scoring	Lloyd Cardwell	30 pts (5 TD)

NFL Standings

Western Division	W	L	T	Pct	Pts	OP
Green Bay	8	3	0	.727	223	118
DETROIT	7	4	0	.636	119	108
Chicago Bears	6	5	0	.545	194	148
Cleveland	4	7	0	.364	131	215
Chicago Cardinals	2	9	0	.182	111	168

Eastern Division	W	L	T	Pct	Pts	OP
New York	8	2	1	.800	194	74
Washington	6	3	2	.667	148	154
Brooklyn	4	4	3	.500	131	161
Philadelphia	5	6	0	.455	154	164
Pittsburgh	2	4	0	.333	127	169

NY defeated GB, 23-17, for World Championship.

IN 1938: Douglas "Wrong Way" Corrigan makes trans-Atlantic flight from New York to Dublin.

1935

Record: 7-3-2, 1st Western Division

Date	W/L	Score	Opponent	Att
9/20	W	35-0	Philadelphia	12,000
9/29	T	10-10	Chicago Cardinals	8,200
10/6	L	10-12	at Brooklyn	12,000
10/13	W	17-7	at Boston	18,737
10/20	L	9-13	at Green Bay (MI)	9,500
10/27	W	14-0	Boston	17,000
11/3	W	7-6	at Chicago Cardinals	5,000
11/10	L	7-31	at Green Bay	12,000
11/17	W	20-10	Green Bay	12,500
11/24	T	20-20	at Chicago Bears	14,624
11/28	W	14-2	Chicago Bears	18,000
12/1	W	28-0	Brooklyn	15,000

World Championship

12/15 W 26-7 New York

All-League: Ernie Caddell (G), Earl "Dutch" Clark (QB)

Team Statistics	Det	(Avg)	Opp	(Avg)
Total Yards	2812	229.7	1221	101.8
Rushing Yards	1773	147.8	290	24.2
Passing Yards	1039	76.7	931	22.6
Points Scored	191	15.9	111	9.3

Lions Leaders

Rushing	Ernie Caddell	87-450, 6 TD
Passing	Glen Presnell	15-45, 193 yds, 6 Int
Receiving	Ernie Caddell	10-171
Scoring	Dutch Clark	55 pts (6 TD, 1 FG, 16 PAT)

NFL Standings

Western Division	W	L	T	Pct	Pts	OP
DETROIT	7	3	2	.700	191	111
Green Bay	8	4	0	.667	181	96
Chicago Cardinals	6	4	2	.600	192	106
Chicago Bears	6	4	2	.600	99	97

Eastern Division	W	L	T	Pct	Pts	OP
New York	9	3	0	.750	180	96
Brooklyn	5	6	1	.454	90	149
Pittsburgh	4	8	0	.333	100	201
Boston	2	8	1	.200	65	123
Philadelphia	2	9	0	.182	60	179

*One game canceled.

DET defeated NY, 26-7, for World Championship.

IN 1935: President Roosevelt opens second phase of New Deal, calling for social security, better housing, equitable taxation and farm assistance.

1937

Record: 7-4-0, 3rd NFL Western

Date	W/L	Score	Opponent	Att
9/10	W	28-0	at Cleveland	24,800
9/19	W	16-7	Chicago Cardinals	17,929
10/3	L	6-26	at Green Bay	17,553
10/10	W	10-15	Pittsburgh	16,000
10/17	W	30-0	Brooklyn	18,000
10/24	L	20-28	at Chicago Bears	34,530
10/31	L	13-14	Green Bay	23,000
11/7	W	27-7	Cleveland	15,500
11/14	W	17-0	at New York	35,000
11/21	W	16-7	at Chicago Cardinals	8,576
11/25	L	0-13	Chicago Bears	24,173

All-League: Earl "Dutch" Clark (QB)

Team Statistics	Det	(Avg)	Opp	(Avg)
Total Yards	2705	245.9	2133	193.9
Rushing Yards	2074	188.5	1329	120.8
Passing Yards	631	57.5	804	73.1
Points Scored	180	16.4	105	9.5

Lions Leaders

Rushing	Dutch Clark	96-468, 5 TD
Passing	Bill Shepherd	19-46, 297 yds, 2 TD, 7 Int
Receiving	Ernie Caddell	9-80
Scoring	Dutch Clark	45 pts (6 TD, 1 FG, 6 PAT)

NFL Standings

Western Division	W	L	T	Pct	Pts	OP
Chicago Bears	9	1	1	.900	201	100
Green Bay	7	4	0	.636	220	122
DETROIT	7	4	0	.636	180	105
Chicago Cardinals	5	5	1	.500	135	165
Cleveland	1	10	0	.091	75	207

Eastern Division	W	L	T	Pct	Pts	OP
Washington	8	3	0	.727	195	120
New York	6	3	2	.667	128	109
Pittsburgh	4	7	0	.364	122	145
Brooklyn	3	7	1	.300	82	176
Philadelphia	2	8	1	.200	86	177

Was defeated by ChiB, 28-21, for World Championship.

IN 1937: Amelia Earhart reported lost somewhere over the Pacific on around-the-world flight.

1939

Record: 6-5-0, 3rd NFL Western

Date	W/L	Score	Opponent	Att
9/10	W	21-13	Chicago Cardinals	15,075
9/20	W	27-7	Brooklyn	15,515
10/7	W	17-3	at Chicago Cardinals	11,000
10/15	W	15-7	Cleveland	30,096
10/22	L	7-26	at Green Bay	22,558
10/29	W	10-0	at Chicago Bears	30,903
11/5	W	18-14	New York	47,482
11/12	L	13-23	Chicago Bears	42,884
11/19	L	9-14	at Cleveland	28,142
11/26	L	7-31	at Washington	36,183
12/3	L	7-12	Green Bay	30,699

Team Statistics	Det	(Avg)	Opp	(Avg)
Total Yards	2905	254.1	2503	236.5
Rushing Yards	1487	135.2	1203	109.4
Passing Yards	1357	123.4	1400	127.3
Points Scored	145	13.2	150	13.6

Lions Leaders

Rushing	Bill Shepherd	105-420, 2 TD
Passing	Dwight Sloan	45-102, 658 yds, 2 TD, 3 Int
Receiving	Monk Moscare	14-176
Scoring	Chuck Hanneman	29 pts (2 TD, 4 FG, 5 PAT)
Punting	Johnny Pingel	3-368, 42.8 avg

NFL Standings

Chicago Bears	8	3	0	.727	298	157
DETROIT	6	5	0	.545	145	150
Cleveland	5	5	1	.500	195	164
Chicago Cardinals	1	10	0	.091	84	254
Eastern Division						
New York	9	1	1	.900	168	85
Washington	8	2	1	.800	242	94
Brooklyn	4	6	1	.400	108	219
Philadelphia	1	9	1	.100	105	200
Pittsburgh	1	9	1	.100	114	216

GB defeated NY, 27-0, for World Championship.



YEAR-BY-YEAR RESULTS

Detroitlions.com
Media.Detroitlions.com

1940

Record: 5-5-1, 3rd NFL Western

Date	W/L	Score	Opponent	Att
9/15	T	0-0	at Chicago Cardinals	18,048
9/22	L	7-10	Pittsburgh	15,310
9/29	W	6-0	Cleveland	15,347
10/5	W	43-14	at Chicago Cardinals	20,619
10/13	L	0-7	at Chicago Bears	34,217
10/20	W	23-14	at Green Bay	21,001
10/27	L	14-20	Washington	28,309
11/3	L	0-24	at Cleveland	18,881
11/10	W	17-14	Chicago Bears	6,327
11/17	W	21-0	at Philadelphia	6,327
11/24	L	7-50	Green Bay	26,019

Team Statistics	Det	(Avg)	Opp	(Avg)
Total Yards	2634	239.5	2357	214.3
Rushing Yards	1457	132.5	1323	120.3
Passing Yards	1177	107.0	1034	94.0
Points Scored	138	12.5	153	13.9

Lions Leaders

Rushing	Whizzer White	146-514, 5 TD
Passing	Whizzer White	35-80, 461 yds, 12 Int
Receiving	Lloyd Cardwell	20-349, 1 TD
Scoring	Whizzer White	32 pts (6 TD, 2 PAT)
Punting	Whizzer White	52-132, 41.0 avg
Interceptions	Rip Ryan	6-65

NFL Standings

Western Division	W	L	T	Pct	Pts	OP
Chicago Bears	8	3	0	.727	238	152
Green Bay	6	4	1	.600	238	155
DETROIT	5	5	1	.500	138	153
Cleveland	4	6	1	.400	171	191
Chicago Cardinals	2	7	2	.222	139	222

Eastern Division

Washington	W	L	T	Pct	Pts	OP
Washington	9	2	0	.818	245	142
Brooklyn	8	3	0	.727	186	120
New York	6	4	1	.600	131	133
Pittsburgh	7	2	2	.625	60	178
Philadelphia	1	10	0	.091	111	211

ChB defeated Was, 73-0, for World Championship.

IN 1940: Franklin D. Roosevelt defeats Wendell Willkie in the U.S. Presidential election.

1942

Record: 0-11-0, 5th NFL Western

Date	W/L	Score	Opponent	Att
9/20	L	0-13	at Chicago Cardinals	17,742
9/27	L	0-14	Cleveland	14,846
10/4	L	7-28	Brooklyn	12,598
10/11	L	0-7	at Green Bay (MI)	19,500
10/18	L	0-7	Chicago Cardinals	14,100
10/25	L	7-28	Green Bay	19,097
11/1	L	0-16	at Chicago Bears	12,205
11/8	L	7-35	Pittsburgh	16,679
11/15	L	7-27	at Cleveland	4,029
11/22	L	0-42	Chicago Bears	17,348
11/29	L	3-15	Washington	6,044

Team Statistics	Det	(Avg)	Opp	(Avg)
Total Yards	2206	200.5	3086	280.6
Rushing Yards	1261	114.6	1463	133.0
Passing Yards	885	80.5	1623	147.6
Points Scored	38	3.5	263	23.9

Lions Leaders

Rushing	Mickey Sanzotta	71-268
Passing	Harry Hopp	20-68, 258 yds, 13 Int
Receiving	Bill Fisk	15-177
Scoring	Elmer Hackney	12 pts
Punt Ret.	Harry Hopp	9-98, 10.9 avg
KO Ret.	Harry Hopp	5-108, 22.6 avg
Punting	Harry Hopp	27-1,098, 40.7 avg
Interceptions	Bill Callihan	3-29

NFL Standings

Western Division	W	L	T	Pct	Pts	OP
Chicago Bears	11	0	0	1.000	376	84
Green Bay	8	2	1	.800	300	215
Cleveland	5	6	0	.455	150	207
Chicago Cardinals	3	8	0	.273	98	205
DETROIT	0	11	0	.000	38	263

Eastern Division

Washington	W	L	T	Pct	Pts	OP
Washington	10	1	0	.909	227	102
Pittsburgh	7	4	0	.636	167	119
New York	5	5	1	.500	155	139
Brooklyn	3	8	0	.273	100	168
Philadelphia	2	9	0	.182	134	239

Was defeated ChB, 14-6, for World Championship.

1942: Enrico Fermi achieves nuclear chain reaction.

1944

Record: 6-3-1, 2nd NFL Western

Date	W/L	Score	Opponent	Att
9/12	L	6-27	at Green Bay (MI)	18,556
9/19	W	15-14	Brooklyn	15,702
9/26	W	17-20	Cleveland	21,115
10/3	T	21-21	at Chicago Bears	23,835
10/10	L	0-14	Green Bay	30,844
10/17	W	27-6	at Chi-Pit	17,743
10/24	T	7-7	CHI-Pit	13,239
10/31	W	41-21	Chicago Bears	21,980
11/7	W	26-14	at Cleveland	7,462
11/14	W	38-7	Boston	15,027

Team Statistics	Det	(Avg)	Opp	(Avg)
Total Yards	2655	265.5	2658	265.8
Rushing Yards	1141	114.1	1126	121.6
Passing Yards	1475	147.5	1442	144.2
Points Scored	216	21.6	151	15.1

Lions Leaders

Rushing	Frank Sinkwich	150-563, 6 TD
Passing	Frank Sinkwich	58-148, 1,060 yds, 12 TD, 20 Int
Receiving	Jack Matheson	23-361-3 TDs
Scoring	Frank Sinkwich	66 pts (6 TD, 2 FG, 24 PAT)
Punt Ret.	Frank Sinkwich	11-148, 13.5 avg
KO Ret.	Arthur Van Tone	9-227, 25.2 avg, 1 TD
Punting	Frank Sinkwich	45-1845, 41.0 avg
Interceptions	Alex Wojciechowicz	7-77

NFL Standings

Western Division	W	L	T	Pct	Pts	OP
Green Bay	8	2	0	.800	238	141
Chicago Bears	6	3	1	.667	258	172
DETROIT	6	3	1	.667	216	151
Cleveland	4	6	0	.400	188	224
Card-Pittsburgh	0	10	0	.000	108	328

Eastern Division

New York	W	L	T	Pct	Pts	OP
New York	6	1	1	.889	206	75
Philadelphia	7	3	2	.875	267	131
Washington	6	3	1	.667	169	180
Boston	2	8	0	.200	82	233
Brooklyn	0	10	0	.000	69	166

GB defeated NY, 14-7, for World Championship.
IN 1944: FDR wins unprecedented fourth term as President, defeating Thomas E. Dewey.

1946

Record: 5-5-1, 3rd NFL Western

Date	W/L	Score	Opponent	Att
9/14	L	0-23	at Green Bay	16,734
9/21	L	7-14	at Brooklyn	18,269
9/27	T	14-14	at Chicago Cardinals	15,458
10/4	W	17-7	Cleveland	26,481
10/19	L	0-49	at Chicago Bears	26,980
10/26	L	7-24	Green Bay	30,269
11/2	W	14-0	at Cleveland	10,554
11/9	L	13-20	at New York	27,875
11/16	W	21-17	Philadelphia	16,306
11/23	L	7-24	Chicago Bears	28,657
11/30	W	21-3	Chicago Cardinals	17,501

Team Statistics	Det	(Avg)	Opp	(Avg)
Total Yards	2634	239.5	2357	214.3
Rushing Yards	1457	132.5	1323	120.3
Passing Yards	1177	107.0	1034	94.0
Points Scored	138	12.5	153	13.9

Lions Leaders

Rushing	Whizzer White	146-514, 5 TD
Passing	Whizzer White	35-80, 461 yds, 12 Int
Receiving	Lloyd Cardwell	20-349, 1 TD
Scoring	Whizzer White	32 pts (6 TD, 2 PAT)
Punting	Whizzer White	52-132, 41.0 avg
Interceptions	Rip Ryan	6-65

NFL Standings

Western Division	W	L	T	Pct	Pts	OP
Chicago Bears	10	1	0	.909	356	147
Green Bay	10	1	0	.909	258	120
DETROIT	4	6	1	.400	121	195
Chicago Cardinals	3	7	1	.300	127	197
Cleveland	2	9	0	.182	116	244

Eastern Division

New York	W	L	T	Pct	Pts	OP
New York	8	3	0	.727	238	114
Brooklyn	7	4	0	.636	158	127
Washington	6	5	0	.545	176	174
Philadelphia	2	8	1	.200	119	218
Pittsburgh	1	9	1	.100	103	276

*ChB defeated GB, 33-14, in divisional playoff.
ChB defeated NY, 37-9, for World Championship.

IN 1946: Japanese surprise attack on U.S. fleet at Pearl Harbor brings the United States into World War II.

1948

Record: 3-6-1, 3rd NFL Western

Date	W/L	Score	Opponent	Att
9/19	W	35-17	Chicago Cardinals	23,408
9/26	W	27-0	Brooklyn	23,768
10/3	T	21-27	Chicago Bears	48,118
10/10	L	14-35	at Green Bay	21,395
10/17	W	7-0	at Chicago Cardinals	15,072
10/24	L	6-27	Green Bay	41,463
10/31	L	14-35	at Chicago Bears	25,187
11/7	T	0-0	New York	16,592
11/14	L	20-42	at Washington	35,540
11/21	L	34-35	at Phi-Pit	23,338

Team Statistics	Det	(Avg)	Opp	(Avg)
Total Yards	2408	240.8	2819	281.9
Rushing Yards	817	81.7	1213	121.3
Passing Yards	1290	129.0	1606	160.6
Points Scored	178	17.8	238	23.8

Lions Leaders

Rushing	Frank Sinkwich	93-266, 1 TD
Passing	Frank Sinkwich	50-126, 689 yds, 7 TD, 20 Int
Receiving	Harry Hopp	17-229, 3 TD
Scoring	Harry Hopp	54 pts (9 TD)
Punt Ret.	Frank Sinkwich	11-228, 20.7 avg
KO Ret.	Chuck Fenerback	11-224, 20.4 avg
Punting	Harry Hopp	42-1,643, 39.1 avg
Interceptions	Ned Mathews	4-44

NFL Standings

Western Division	W	L	T	Pct	Pts	OP
Chicago Bears	8	1	1	.889	363	157
Green Bay	7	2	1	.778	254	172
DETROIT	3	6	1	.333	178	218
Chicago Cardinals	0	10	0	.000	95	238

Eastern Division

Washington	W	L	T	Pct	Pts	OP
Washington	6	3	1	.667	229	137
New York	6	3	1	.667	197	170
Phil-Pitt.	5	4	1	.556	225	234
Brooklyn	2	8	0	.200	65	234

*Was defeated NY, 28-0, in divisional playoff.
ChB defeated Was, 41-21, for World Championship.

IN 1948: "Oklahoma" opens on Broadway, beginning a run of 2,377 performances.

1949

Record: 7-3-0, 2nd NFL Western

Date	W/L	Score	Opponent	Att
9/23	W	10-0	at Chicago Cardinals	5,461
9/27	L	21-57	at Green Bay (MI)	20,463
10/4	W	28-24	Philadelphia	22,580
10/11	W	26-0	Chicago Cardinals	32,644
10/18	W	16-10	Chicago Bears	37,250
10/25	W	10-9	at Boston	17,631
11/1	W	35-28	at Chicago Bears	24,798
11/8	L	14-35	at New York	38,215
11/15	W	21-18	Cleveland	40,017
11/22	W	14-3	Green Bay	23,468

Team Statistics	Det	(Avg)	Opp	(Avg)
Total Yards	2485	248.5	2522	252.2
Rushing Yards	857	85.7	912	91.2
Passing Yards	1544	154.4	1615	161.5
Points Scored	195	19.5	194	19.4

Lions Leaders

Rushing	Bob Westfall	82-234, 6 TD
Passing	Charles Fenerback	45-110, 752 yds, 7 TD, 11 Int
Receiving	John Greene	26-550, 5 TD
Scoring	Bob Westfall	54 pts (9 TD)
Punt Ret.	Dave Ryan	15-220, 14.7 avg
KO Ret.	Andrew Farkas	8-165, 20.6 avg
Punting	Charles Fenerback	29-1,081, 37.3 avg



YEAR-BY-YEAR RESULTS

Detroitlions.com
Media.Detroitlions.com

1946

Record: 1-10-0, 5th NFL Western

Date	W/L	Score	Opponent	Att
9/30	L	14-34	at Chicago Cardinals	14,667
10/6	L	16-17	at Washington	33,569
10/13	L	14-36	Chicago Cardinals	21,939
10/20	L	14-35	at Los Angeles	27,928
10/27	L	7-10	at Green Bay (MI)	17,073
11/3	L	20-41	Los Angeles	34,447
11/10	W	17-7	Pittsburgh	13,821
11/17	L	0-9	Green Bay	21,055
11/24	L	6-42	at Chicago Bears	24,270
11/28	L	10-34	Boston	13,010
12/8	L	24-45	Chicago Bears	19,579

Team Statistics	Det	(Avg)	Opp	(Avg)
Total Yards	2244	204.0	3673	333.9
Rushing Yards	420	42.8	1698	154.4
Passing Yards	1774	161.3	1975	179.6
Points Scored	152	13.8	310	28.2

Lions Leaders

Rushing	Camp Wilson	64-207, 3 TD
Passing	Dave Ryan	73-154, 965 yds, 6 TD, 17 Int
Receiving	John Greene	20-289, 2 TD
Scoring	Bob Gillett	24 pts (4 TD)
Punt Ret.	Dave Ryan	7-57 yards, 8 avg

NFL Standings

Western Division	W	L	T	Pct	Pts	OP
Chicago Bears	8	2	1	.800	289	193
Los Angeles	6	4	1	.600	277	257
Green Bay	6	5	0	.545	148	158
Chicago Cardinals	6	5	0	.545	260	198
DETROIT	1	10	0	.091	142	310
Eastern Division	W	L	T	Pct	Pts	OP
New York	7	3	1	.700	236	162
Philadelphia	6	5	0	.545	231	220
Washington	5	5	1	.500	171	191
Pittsburgh	5	5	1	.500	136	117
Boston	2	8	1	.200	189	273

Child defeated NY, 24-14, for World Championship.

IN 1946: The first meeting of the United Nations General Assembly opens in London.

1948

Record: 2-10-0, 5th NFL Western

Date	W/L	Score	Opponent	Att
9/22	L	7-44	at Los Angeles	9,222
10/3	L	21-33	at Green Bay	21,403
10/10	L	14-17	Boston	18,474
10/17	L	0-28	at Chicago Bears	35,425
10/24	L	27-34	Los Angeles	17,444
10/31	W	24-20	Green Bay	15,045
11/7	L	20-58	at Chicago Cardinals	22,311
11/14	L	21-46	at Washington	32,528
11/21	W	17-14	Pittsburgh	13,646
11/25	L	14-28	Chicago Cardinals	22,089
12/5	L	14-42	Chicago Bears	25,791
12/12	L	21-45	at Philadelphia	15,322

Team Statistics	Det	(Avg)	Opp	(Avg)
Total Yards	3648	304.0	4598	379.8
Rushing Yards	1360	113.3	2382	198.5
Passing Yards	2288	190.7	2176	181.3
Points Scored	200	16.7	407	33.9

Lions Leaders

Rushing	Camp Wilson	157-612, 2 TD
Passing	Fred Erke	100-221, 1,328 yds, 11 TD, 17 Int
Receiving	Joe Marquetti	36-450, 2 TDs
Scoring	Bill Dudley	42 pts (7 TD)
Punt Ret.	Joe Marquetti	10-100, 10 avg

NFL Standings

Western Division	W	L	T	Pct	Pts	OP
Chicago Bears	11	1	0	.917	395	226
Chicago Cardinals	10	2	0	.833	375	151
Los Angeles	6	5	1	.545	327	269
DETROIT	3	9	0	.250	154	290
DETROIT	2	10	0	.167	200	407
Eastern Division	W	L	T	Pct	Pts	OP
Philadelphia	9	2	1	.818	376	156
Washington	7	5	0	.583	291	287
New York	4	6	0	.333	297	388
Pittsburgh	4	8	0	.333	200	243
Boston	3	9	0	.250	174	372

Phi defeated Chic, 7-0, for World Championship.

IN 1948: Citation claims horse racing's Triple Crown, winning the Kentucky Derby, Preakness and Belmont Stakes.

1950

Record: 6-8-0, 4th NFL Western

Date	W/L	Score	Opponent	Att
9/17	W	45-7	at Green Bay	20,285
9/24	W	10-7	Pittsburgh	19,600
9/29	L	21-44	at New York Yanks	11,096
10/8	W	24-7	San Francisco	26,000
10/15	L	28-30	Los Angeles	28,000
10/22	L	27-38	at San Francisco	26,252
10/29	L	24-65	at Los Angeles	21,700
11/5	L	21-35	Chicago Bears	32,000
11/19	W	24-21	Green Bay	18,000
11/23	W	49-14	New York Yanks	28,000
12/3	W	45-21	at Baltimore	12,058
12/10	L	3-6	at Chicago Bears	34,604

Team Statistics	Det	(Avg)	Opp	(Avg)
Total Yards	4398	366.5	3947	328.9
Rushing Yards	1298	135.5	1367	113.9
Passing Yards	3100	231.0	2580	215.0
Points Scored	321	26.8	295	24.6

Lions Leaders

Rushing	Bob Hoernschemyer	84-471, 1 TD
Passing	Booby Layne	152-336, 3,233 yds, 16 TD, 18 Int
Receiving	Clyde Box	50-1,009, 11 TD
Scoring	Doak Walker	128 pts (11 TD, 8 FG, 38 PAT)

NFL Standings

Western Division	W	L	T	Pct	Pts	OP
Los Angeles	9	3	0	.750	466	309
Chicago Bears	9	3	0	.750	279	207
New York Yanks	7	5	0	.583	366	367
DETROIT	6	6	0	.500	321	285
Green Bay	3	9	0	.250	244	406
San Francisco	3	9	0	.250	213	300
Baltimore	1	11	0	.083	213	462
Eastern Division	W	L	T	Pct	Pts	OP
Cleveland	10	2	0	.833	310	144
NY Giants	10	2	0	.833	269	150
Philadelphia	6	6	0	.500	254	141
Pittsburgh	6	6	0	.500	180	195
Chicago Cardinals	5	7	0	.417	233	287
Washington	0	3	9	.000	250	332

Cle defeated LA, 30-28, for World Championship.

IN 1950: Led by Gen. Douglas MacArthur, United Nations forces assist South Korea after invasion by North Korean Communist troops.

1947

Record: 3-9-0, 5th NFL Western

Date	W/L	Score	Opponent	Att
9/21	L	10-17	at Pittsburgh	34,681
9/28	L	21-45	at Chicago Cardinals	22,245
10/5	W	21-7	at Boston	16,097
10/12	L	13-27	Los Angeles	42,955
10/19	L	24-33	at Chicago Bears	31,960
10/26	L	17-34	at Green Bay	23,100
11/2	W	35-7	New York	28,812
11/9	L	7-17	Chicago Cardinals	25,296
11/16	W	38-21	Washington	17,003
11/23	L	17-28	at Los Angeles	17,693
11/27	L	14-34	Chicago Bears	27,214
12/7	L	14-35	Green Bay	14,055

Team Statistics	Det	(Avg)	Opp	(Avg)
Total Yards	3680	306.7	4421	368.4
Rushing Yards	1234	102.8	1975	164.6
Passing Yards	2446	203.8	2446	203.8
Points Scored	231	19.3	305	25.4

Lions Leaders

Rushing	Camp Wilson	89-412
Passing	Clyde LeForce	94-175, 1384 yds, 13 TD, 20 Int
Receiving	Bill Dudley	38-621, 5 TD
Scoring	Bill Dudley	66 pts (11 TD)
Punt Ret.	Bill Dudley	11-182, 16.5 avg, 1 TD
KO Ret.	Bill Dudley	15-359, 23.9 avg

NFL Standings

Western Division	W	L	T	Pct	Pts	OP
Chicago Cardinals	8	3	0	.750	306	231
Chicago Bears	8	4	0	.667	363	241
Green Bay	6	5	1	.545	274	210
Los Angeles	6	6	0	.500	259	214
DETROIT	3	9	0	.250	231	305
Eastern Division	W	L	T	Pct	Pts	OP
Philadelphia	8	4	0	.667	308	242
Pittsburgh	8	4	0	.667	240	259
Boston	4	7	1	.364	168	259
New York	4	8	0	.333	255	367
New York	2	8	2	.200	190	369

*Phi defeated Pitt, 21-0, in divisional playoff. Chic defeated Pitt, 26-21, for World Championship.

IN 1947: In the first piloted supersonic flight, Capt. Charles E. Yeager flew the X-1 rocket-powered research plane faster than the speed of sound at Muroc (Calif.) Air Force Base.

1949

Record: 4-8-0, 4th NFL Western

Date	W/L	Score	Opponent	Att
9/23	L	24-27	at Los Angeles	17,878
10/3	L	14-22	Philadelphia	20,163
10/10	L	7-14	at Pittsburgh	21,594
10/16	L	10-21	Los Angeles	19,639
10/23	W	24-7	at Chicago Cardinals	19,490
10/30	L	14-16	at Green Bay (MI)	6,177
11/6	L	19-42	Chicago Cardinals	19,465
11/13	L	24-27	at Chicago Bears	32,716
11/20	W	49-21	at NY Giants	14,661
11/24	L	7-28	Chicago Bears	22,912
12/4	W	28-27	New York Bulldogs	11,956
12/11	W	21-7	Green Bay	9,722

Team Statistics	Det	(Avg)	Opp	(Avg)
Total Yards	3672	306.0	3641	303.4
Rushing Yards	1381	115.1	1827	152.3
Passing Yards	2291	190.1	1814	151.2
Points Scored	237	19.8	259	21.6

Lions Leaders

Rushing	Bill Dudley	125-402, 3 TD
Passing	Frank Trippett	62-145, 833 yds, 9 TD, 14 Int
Receiving	Bob Mauck	66-1,014, 4 TD
Scoring	Bill Dudley	81 pts (6 TD, 5 FG, 30 PAT)
Punt Ret.	Willie Triplett	21-282, 13.4 avg, 1 TD

NFL Standings

Western Division	W	L	T	Pct	Pts	OP
Los Angeles	8	2	2	.800	360	239
Chicago Bears	9	3	0	.750	312	218
Chicago Cardinals	6	5	1	.545	360	301
DETROIT	4	8	0	.333	237	259
Green Bay	2	10	0	.167	114	329
Eastern Division	W	L	T	Pct	Pts	OP
Philadelphia	11	1	0	.917	364	134
Pittsburgh	6	5	1	.545	224	213
NY Giants	6	6	0	.500	287	298
Washington	4	7	1	.364	268	339
N.Y. Bulldogs	1	10	1	.091	153	368

Phi defeated LA, 14-0, for World Championship.

IN 1949: Twelve nations unite to establish North Atlantic Treaty Organization (NATO).

1951

Record: 7-4-1, 2nd NFL Western

Date	W/L	Score	Opponent	Att
9/30	W	35-17	Washington	27,831
10/8	W	37-10	New York Yanks	24,194
10/14	L	21-27	Los Angeles	50,567
10/21	L	24-24	at New York Yanks	21,807
10/28	L	23-28	Chicago Bears	34,778
11/4	W	24-17	at Green Bay	18,185
11/11	W	41-28	at Philadelphia	43,709
11/18	W	28-10	at Philadelphia	25,098
11/25	L	52-35	Green Bay	32,247
12/2	L	10-20	San Francisco	45,757
12/9	W	24-22	at Los Angeles	52,937
12/16	L	17-21	at San Francisco	26,465

Team Statistics	Det	(Avg)	Opp	(Avg)
Total Yards	4341	361.8	4117	343.1
Rushing Yards	1841	153.4	1509	125.8
Passing Yards	2500	208.3	2608	217.3
Points Scored	336	28.0	259	21.6

Lions Leaders

Rushing	Bob Hoernschemyer	132-678, 2 TD
Passing	Booby Layne	152-322, 4,032 yds, 26 TD, 23 Int
Receiving	Leon Hart	35-544, 12 TDs
Scoring	Doak Walker	97 pts (6 TD, 6 FG, 43 PAT)
Punt Ret.	Jack Christiansen	18-343, 19.1 avg, 4 TD
KO Ret.	Doak Walker	15-408, 27.2 avg



YEAR-BY-YEAR RESULTS

Detroitlions.com
Media.Detroitlions.com

1952

Record: 9-3-0, 1st NFL Western

Date	W/L	Score	Opponent	Att
9/28	L	3-17	at San Francisco	54,761
10/3	W	17-14	at Los Angeles	42,743
10/12	L	0-28	San Francisco	56,822
10/19	W	24-16	Los Angeles	40,152
10/26	W	52-17	at Green Bay	24,656
11/2	W	17-6	Cleveland	56,029
11/9	W	31-6	at Pittsburgh	26,170
11/16	W	43-13	Dallas	33,304
11/23	L	23-24	at Chicago Bears	37,508
11/27	W	48-24	Green Bay	39,101
12/7	W	45-21	Chicago Bears	50,410
12/13	W	41-13	at Dallas	12,252
Western Division Playoff				
12/21	W	31-12	Los Angeles	47,645
World Championship				
12/28	W	17-7	at Cleveland	50,934

Usual Starters

Offense

LE	80	Cloyce Box
LT	76	Lou Creekmur
LG	62	Jim Martin
C	51	Victor Banonis
RG	63	Dick Stanfel
RT	70	August Cifelli
RE	74	Bob Miller
RB	82	Leon Hart
QB	22	Bobby Layne
LH	23	Jug Girard
FB	37	Doak Walker
DB	14	B. Hoernschemeyer

Defense

LE	83	Jim Doran
LT	73	Thurman McGraw
LG	60	Richard Flanagan
C	65	Les Bingham
RG	53	LaVern Torgeson
RT	75	John Prochlik
RE	86	Blaine Earon
RB	25	Jim David
LH	40	Don Doll
LS	24	Jack Christiansen
RS	44	Don Doll
RS	28	Yale Lary

MVP: Jim Doran

Pro Bowl: Cloyce Box (E), Lou Creekmur (T), Don Doll (DB), Pat Harder (RB), Bob Hoernschemeyer (RB), Bobby Layne (QB), Bob Smith (DB)

Team Statistics	Det	(Avg)	Opp	(Avg)
Total Yards	4275	356.3	3566	297.2
Rushing Yards	1780	148.3	1145	95.4
Passing Yards	2495	107.9	2421	201.8
Points Scored	344	28.7	192	16.0

Lions Leaders

Rushing	Bob Hoernschemeyer	106-457, 4 TD
Passing	Bobby Layne	139-287, 1,999 yds, 19 TD, 20 Int.
Receiving	Cloyce Box	42-924, 15 TD
Scoring	Cloyce Box	90 pts (15 TD)
Punt Ret.	Jack Christiansen	15-322, 21.5 avg, 2 TD
KO Ret.	Jack Christiansen	16-409, 25.6 avg
Punting	Bob Smith	61-2,729 yards, 44.7 avg
Interceptions	Bob Smith	9-184, 1 TD

NFL Standings

Western Division	W	L	T	Pct	Pts	OP
DETROIT	9	3	0	.750	344	192
Los Angeles	9	3	0	.750	349	234
San Francisco	7	5	0	.583	285	221
Green Bay	6	6	0	.500	295	312
Chicago Bears	5	7	0	.417	245	326
Dallas	1	11	0	.083	182	427
Eastern Division	W	L	T	Pct	Pts	OP
Cleveland	8	4	0	.667	310	213
Philadelphia	7	5	0	.583	234	231
New York	7	5	0	.583	252	271
Pittsburgh	5	7	0	.417	300	273
Chicago Cardinals	4	8	0	.333	172	221
Washington	4	8	0	.333	240	287

*DET defeated LA, 31-21, for Divisional playoff.
DET defeated Cle, 17-7, for World Championship.

IN 1952: In England, King George VI dies; his daughter takes the throne as Queen Elizabeth II.

1953

Record: 10-2-0, 1st NFL Western

Date	W/L	Score	Opponent	Att
9/27	W	38-21	Pittsburgh	44,587
10/3	W	27-17	at Baltimore	25,159
10/11	W	24-21	San Francisco	58,079
10/18	L	19-31	Los Angeles	55,772
10/25	W	14-10	at San Francisco	54,662
11/1	L	24-37	at Los Angeles	93,751
11/7	W	17-7	Baltimore	46,208
11/15	W	14-7	at Green Bay	20,634
11/22	W	20-16	at Chicago Bears	36,165
11/26	W	34-15	Green Bay	52,547
12/6	W	13-7	Chicago Bears	58,056
12/13	W	27-16	at New York	28,390
World Championship				
12/27	W	17-16	Cleveland	54,577

Usual Starters

Offense

LE	80	Cloyce Box
LT	76	Lou Creekmur
LG	66	Harley Sewell
C	51	Victor Banonis
RG	50	Charley Ane
RT	63	Dick Stanfel
RE	78	Oliver Spencer
RB	22	August Cifelli
QB	70	Leon Hart
LH	37	Doak Walker
RH	14	B. Hoernschemeyer
FB	26	Gene Gedman
DB	33	Ollie Cline

Defense

LE	88	Jim Cain
LT	73	Thurman McGraw
LG	65	Les Bingham
RG	75	John Prochlik
RE	86	Blaine Earon
LLB	60	Richard Flanagan
RLB	53	LaVern Torgeson
LH	25	Jim David
RH	40	Don Doll
LS	44	Don Doll
RS	28	Yale Lary

MVP: Dick Stanfel

Pro Bowl: Les Bingham (C), Jack Christiansen (DB), Lou Creekmur (T), Yale Lary (DB), Bobby Layne (QB), Dick Stanfel (G), Doak Walker (RB)

Team Statistics	Det	(Avg)	Opp	(Avg)
Total Yards	4121	343.4	3742	311.8
Rushing Yards	1812	151.0	1580	131.7
Passing Yards	2309	192.4	2162	180.2
Points Scored	271	22.8	205	17.1

Lions Leaders

Rushing	Bob Hoernschemeyer	101-482, 7 TD
Passing	Bobby Layne	125-273, 2,088 yds, 16 TD, 21 Int.
Receiving	Doak Walker	30-502, 3 TD
Scoring	Doak Walker	93 pts (5 TD, 12 FG, 27 PAT)
Punt Ret.	Yale Lary	13-115 yards, 8.8 avg, 1 TD
KO Ret.	Jack Christiansen	10-183, 18.3 avg
Punting	Bob Smith	40-1,647, 41.2 avg
Interceptions	Jack Christiansen	12-238, 1 TD

NFL Standings

Western Division	W	L	T	Pct	Pts	OP
DETROIT	10	2	0	.833	271	205
San Francisco	9	3	0	.750	372	237
Los Angeles	8	3	1	.727	366	236
Chicago Bears	3	8	1	.273	218	262
Baltimore	3	9	0	.250	182	350
Green Bay	2	9	1	.182	200	338
Eastern Division	W	L	T	Pct	Pts	OP
Cleveland	11	1	0	.917	348	162
Philadelphia	7	4	1	.636	352	215
Washington	6	5	1	.545	208	215
Pittsburgh	6	6	0	.500	211	263
New York	3	9	0	.250	179	277
Chicago Cardinals	1	10	1	.091	190	337

DET defeated Cle, 17-16, for World Championship.

IN 1953: Julius and Ethel Rosenberg, convicted of passing atomic secrets to the Russians, are executed in Sing Sing prison.

1954

Record: 9-2-1, 1st NFL Western

Date	W/L	Score	Opponent	Att
9/26	W	48-23	Chicago Bears	52,343
10/10	W	21-3	Los Angeles	56,523
10/16	W	35-0	Baltimore	48,272
10/24	L	31-37	at San Francisco	60,500
10/31	W	27-24	at Los Angeles	74,342
11/5	W	27-3	at Baltimore	25,287
11/14	W	48-7	San Francisco	58,431
11/21	W	21-17	at Green Bay	27,787
11/25	W	28-24	Green Bay	55,532
12/5	T	13-13	Philadelphia	54,939
12/12	L	24-28	at Chicago Bears	37,240
12/19	W	10-10	at Cleveland	34,168
World Championship				
12/26	L	10-56	at Cleveland	43,827

Usual Starters

Offense

LE	84	Dome Dibble
LT	72	Floyd Jaszewski
LG	76	Lou Creekmur
C	53	LaVern Torgeson
RG	64	Dan Rogas
RT	70	August Cifelli
RE	82	Leon Hart
QB	22	Bobby Layne
LH	37	Doak Walker
RH	14	B. Hoernschemeyer
FB	34	Pat Harder
LE	83	Jim Doran
LT	73	Thurman McGraw
LG	72	Floyd Jaszewski
MG	63	Robert Monsen
RT	75	John Prochlik
RE	85	Ed Barrang
LB	84	Dome Dibble
LB	40	Bob Smith
LB	60	Richard Flanagan
LB	53	LaVern Torgeson
S	44	Don Doll
S	19	Jack Christiansen

Defense

LE	83	Jim Doran
LT	73	Thurman McGraw
LG	72	Floyd Jaszewski
MG	63	Robert Monsen
RT	75	John Prochlik
RE	85	Ed Barrang
LB	84	Dome Dibble
LB	40	Bob Smith
LB	60	Richard Flanagan
LB	53	LaVern Torgeson
S	44	Don Doll
S	19	Jack Christiansen

MVP: Bobby Layne

Pro Bowl: Jack Christiansen (DB), Lou Creekmur (T), Jim David (DB), Joe Schmidt (LB), Bill Sits (DB), LaVern Torgeson (C), Doak Walker (RB)

Team Statistics	Det	(Avg)	Opp	(Avg)
Total Yards	4580	381.7	3910	325.3
Rushing Yards	1608	134.0	1520	126.7
Passing Yards	2972	247.7	2390	199.2
Points Scored	337	28.1	189	15.8

Lions Leaders

Rushing	Low Carpenter	104-476, 3 TD
Passing	Bobby Layne	135-246, 1,818 yds, 14 TD, 12 Int.
Receiving	Dome Dibble	46-768, 6 TD
Scoring	Doak Walker	106 pts (5 TD, 11 FG, 43 PAT)
Punt Ret.	Jack Christiansen	23-225, 9.8 avg, 1 TD
KO Ret.	Jug Girard	12-248, 20.7 avg
Punting	Jug Girard	63-2,585, 41.0 avg
Interceptions	Jack Christiansen	8-84, 1 TD

NFL Standings

Western Division	W	L	T	Pct	Pts	OP
DETROIT	9	2	1	.818	337	189
Chicago Bears	8	4	0	.667	301	279
San Francisco	7	4	1	.636	313	251
Los Angeles	6	5	1	.545	314	285
Green Bay	4	8	0	.333	234	251
Baltimore	3	9	0	.250	131	279
Eastern Division	W	L	T	Pct	Pts	OP
Cleveland	9	3	0	.750	336	162
Philadelphia	7	4	1	.636	284	230
New York	7	5	0	.583	293	184
Pittsburgh	5	7	0	.417	218	263
Washington	3	9	0	.250	207	432
Chicago Cardinals	2	10	0	.167	183	347

Cle defeated DET, 56-10, for World Championship.

IN 1954: Dr. Jonas Salk begins inoculating children against polio.



YEAR-BY-YEAR RESULTS

Detroitlions.com
Media.Detroitlions.com

1955

Record: 3-9-0, 6th NFL Western

Date	W/L	Score	Opponent	Att
9/25	L	17-20	at Green Bay	22,217
10/1	L	13-28	at Baltimore	40,630
10/9	L	10-17	Los Angeles	54,838
10/16	L	24-27	San Francisco	51,438
10/23	L	13-24	at Los Angeles	68,690
10/30	L	21-38	at San Francisco	47,731
11/5	W	24-14	at Philadelphia	53,874
11/13	W	31-28	Baltimore	34,441
11/20	L	14-24	Chicago Bears	53,610
11/24	W	24-10	Green Bay	51,685
12/4	L	20-21	at Chicago Bears	39,388
12/11	L	19-24	New York	45,929

Usual Starters

Offense

LE	80	Cloyce Box
LT	76	Lou Creekmur
LG	62	Jim Martin
C	51	Victor Banonis
RG	63	Dick Stanfel
RT	70	August Cifelli
RE	74	Bob Miller
RB	82	Leon Hart
QB	22	Bobby Layne
LH	23	Jack Girard
RH	37	Doak Walker
FB	14	B. Hoernschmeyer

Defense

LE	83	Jim Doran
LT	73	Thurman McGraw
LG	60	Richard Flanagan
C	65	Les Bingham
RG	53	LaVern Tongeson
RT	75	John Phikik
RE	86	Blaine Eason
LH	25	Jim David
RH	40	Bob Smith
LS	24	Jack Christiansen
RS	44	Don Doll
RS	28	Yale Lary

MVP: Joe Schmidt

Pro Bowl: Jack Christiansen, (DB), Lou Creekmur (T), Jim David (DB),

Joe Schmidt (LB), Doak Walker (RB)

Team Statistics

	Det	(Avg)	Opp	(Avg)
Total Yards	3867	323.9	4015	334.6
Rushing Yards	1477	123.1	-	-
Passing Yards	2410	200.8	-	-
Points Scored	230	19.2	275	22.9

Lions Leaders

Rushing	Low Carpenter	137-543, 6 TD
Passing	Bobby Layne	143-270, 1,830 yds, 11 TD, 17 Int
Receiving	Dave Middleton	44-683, 3 TD
Scoring	Doak Walker	96 pts (7 TD, 9 FG, 27 PAT)
Punt Ret.	Lee Riley	14-107, 7.8 avg
KO Ret.	Dave Middleton	11-188, 17.1 avg
Punting	Jack Girard	56-2,310, 41.3 avg
Interceptions	Jack Christiansen	3-49
	Jim David	3-44
	Bill Stits	3-7

NFL Standings

Western Division	W	L	T	Pct	Pts	OP
Los Angeles	8	3	1	.727	260	231
Chicago Bears	8	4	0	.667	294	251
Green Bay	6	6	0	.500	258	276
Baltimore	5	6	1	.455	214	239
San Francisco	4	8	0	.333	216	298
DETROIT	3	9	0	.250	230	275

Eastern Division

	W	L	T	Pct	Pts	OP
Cleveland	9	2	1	.818	349	218
Washington	8	4	0	.667	246	222
New York	6	5	1	.545	267	223
Philadelphia	4	7	1	.364	248	252
Chicago Cardinals	4	7	1	.364	248	251
Pittsburgh	4	8	0	.333	195	285

Cle defeated LA, 36-14, for World Championship.
IN 1955: Lt. John Conroy makes the first same-day transcontinental trip, flying from L.A. to New York - and back - in 11 hours, 31 minutes.

1956

Record: 9-3-0, 2nd NFL Western

Date	W/L	Score	Opponent	Att
9/30	W	20-16	at Green Bay	24,668
10/6	W	31-14	at Baltimore	42,622
10/14	W	24-21	Los Angeles	56,281
10/21	W	20-17	San Francisco	55,662
10/28	W	16-7	at Los Angeles	76,758
11/4	W	17-13	at San Francisco	46,708
11/18	W	17-18	at Washington	28,003
11/18	W	27-3	Baltimore	55,798
11/22	L	20-24	Green Bay	54,087
12/2	W	42-10	Chicago Bears	57,024
12/9	W	45-7	Pittsburgh	52,124
12/16	L	21-38	at Chicago Bears	49,086

Usual Starters

Offense

LE	87	Dome Dibble
LT	76	Lou Creekmur
LG	66	Harley Sewell
C	50	Charley Ane
RG	60	Jim Salsburg
RT	75	Oliver Spencer
RE	84	Dave Middleton
QB	22	Bobby Layne
LH	83	Jim Doran
RH	82	Leon Hart
FB	40	Howard Cassidy
FB	26	Gene Gorman

Defense

LE	78	Darris McCord
LT	70	Ray Krouse
RT	74	Bob Miller
RE	72	Gil Mains
LLB	85	Sonny Gandee
MLB	56	Joe Schmidt
RLB	86	Bob Long
LH	25	Jim David
RH	21	Carl Karliwicz
LS	24	Jack Christiansen
RS	28	Yale Lary

MVP: Bobby Layne

Pro Bowl: Charley Ane (T), Jack Christiansen, (DB), Lou Creekmur (T),

Jim David (DB), Yale Lary (DB), Bobby Layne (QB), Joe Schmidt (LB)

Team Statistics

	Det	(Avg)	Opp	(Avg)
Total Yards	4206	350.5	3408	284.0
Rushing Yards	2011	167.6	-	-
Passing Yards	2195	182.9	-	-
Points Scored	300	25.0	188	15.7

Lions Leaders

Rushing	Gene Gorman	135-479, 7 TD
Passing	Bobby Layne	129-244, 1,909 yds, 9 TD, 17 Int
Receiving	Dave Middleton	39-606, 5 TD
Scoring	Bobby Layne	99 pts (5 TD, 12 FG, 33 PAT)
Punt Ret.	Howard Cassidy	13-83 yds, 6.4 avg
KO Ret.	Howard Cassidy	16-382, 23.9 avg
Punting	Yale Lary	42-1,696, 40.4 avg
Interceptions	Yale Lary	8-182, 1 TD

NFL Standings

Western Division	W	L	T	Pct	Pts	OP
Chicago Bears	9	2	1	.818	363	246
DETROIT	9	3	0	.750	300	188
San Francisco	5	6	1	.455	233	284
Baltimore	5	7	0	.417	270	322
Green Bay	4	8	0	.333	264	342
Los Angeles	4	8	0	.333	291	307

Eastern Division

	W	L	T	Pct	Pts	OP
New York	8	3	1	.727	264	197
Chicago Cardinals	7	5	0	.583	240	182
Washington	6	6	0	.500	183	225
Cleveland	5	7	0	.417	167	177
Pittsburgh	5	7	0	.417	217	250
Philadelphia	3	8	1	.273	143	215

NY defeated ChiB, 47-7, for World Championship.

IN 1956: President Dwight D. Eisenhower wins re-election over

Adlai Stevenson.

1957

Record: 8-4-0, 1st NFL Western

Date	W/L	Score	Opponent	Att
9/29	L	14-34	at Baltimore	40,112
10/6	W	24-14	at Green Bay	32,132
10/13	W	19-7	Los Angeles	55,914
10/20	W	31-27	Baltimore	55,764
10/27	L	17-35	at Los Angeles	77,314
11/3	L	31-35	at San Francisco	59,702
11/10	W	27-16	at Philadelphia	29,302
11/17	W	31-10	San Francisco	56,915
11/24	L	7-27	Chicago Bears	55,769
11/28	W	18-6	Green Bay	54,301
12/8	W	20-7	Cleveland	55,814
12/15	W	21-13	at Chicago Bears	47,086

Western Division Playoff

12/22	W	31-27	at San Francisco	60,118
-------	---	-------	------------------	--------

World Championship

12/29	W	59-14	Cleveland	55,263
-------	---	-------	-----------	--------

Usual Starters

Offense

LE	83	Jim Doran
LT	76	Lou Creekmur
LG	66	Harley Sewell
C	52	Frank Gatski
RG	75	John Gordy
RT	50	Charley Ane
RE	88	Steve Junker
QB	22	Bobby Layne
LH	26	Gene Gorman
RH	40	Howard Cassidy
FB	35	John H. Johnson

Defense

LE	79	Gerald Perry
LT	78	Darris McCord
RT	72	Gil Mains
RE	85	Gene Cronin
LLB	47	Jim Martin
MLB	56	Joe Schmidt
RLB	57	Roger Zatkoff
LH	25	Jim David
RH	41	Terry Barr
LS	24	Jack Christiansen
RS	28	Yale Lary

MVP: Joe Schmidt

Pro Bowl: Jack Christiansen, (DB), Lou Creekmur (T), Jim David (DB),

Yale Lary (DB), Darris McCord (T), Joe Schmidt (LB), Harley Sewell (G)

Team Statistics

	Det	(Avg)	Opp	(Avg)
Total Yards	3840	320.0	3365	280.4
Rushing Yards	1811	150.9	-	-
Passing Yards	2029	169.1	-	-
Points Scored	251	20.9	231	19.3

Lions Leaders

Rushing	John Henry Johnson	129-621, 5 TD
Passing	Bobby Layne	87-179, 1,169 yds, 6 TD, 12 Int
Receiving	Jim Doran	33-624, 5 TD
Scoring	Bobby Layne	43 pts (6 FG, 25 PAT)
Punt Ret.	Yale Lary	25-139 yds, 5.6 avg
KO Ret.	Howard Cassidy	15-232, 23.2 avg
Punting	Yale Lary	54-2,156, 39.9 avg
Interceptions	Jack Christiansen	10-137 yds, 1 TD

NFL Standings

Western Division	W	L	T	Pct	Pts	OP
DETROIT	8	4	0	.667	251	231
San Francisco	8	4	0	.667	260	264
Baltimore	7	5	0	.583	303	235
Los Angeles	6	6	0	.500	307	278
Chicago Bears	5	7	0	.417	203	211
Green Bay	3	9	0	.250	218	311

Eastern Division

	W	L	T	Pct	Pts	OP
Cleveland	9	2	1	.818	269	172
New York	7	5	0	.583	254	211
Pittsburgh	6	6	0	.500	161	178
Washington	5	6	1	.455	251	230
Philadelphia	4	8	0	.333	173	230
Chicago Cardinals	3	9	0	.250	200	299

*DET defeated SF, 31-27, in divisional playoff.

DET defeated Cle, 59-14, for World Championship.

IN 1957: President Eisenhower sends troops to Little Rock, Ark.,

to quell mob and protect school integration.



YEAR-BY-YEAR RESULTS

Detroitlions.com
Media.Detroitlions.com

1958

Record: 4-7-1, 5th NFL Western

Date	W/L	Score	Opponent	Att
9/28	L	15-28	at Baltimore	48,377
10/5	T	13-13	at Green Bay	32,035
10/12	L	28-42	Los Angeles	55,648
10/19	L	14-40	Baltimore	55,190
10/26	W	41-24	at Los Angeles	81,703
11/2	L	21-24	at San Francisco	59,213
11/9	W	30-10	at Cleveland	75,363
11/16	W	35-21	San Francisco	54,523
11/23	L	7-20	Chicago Bears	55,280
11/27	W	24-14	Green Bay	50,971
12/7	L	17-19	New York	50,115
12/14	L	16-21	at Chicago Bears	38,346

Usual Starters

Offense

LE	83	Jim Doran
LT	76	Lou Creel
LG	66	Harley Sewell
C	50	Charley Ane
RG	67	Stan Campbell
RT	73	Ken Russell
RE	84	Dave Middleton
QB	18	Tobin Rote
LH	34	Ken Webb
RH	40	Howard Cassidy
FB	35	John H. Johnson

Defense

LE	78	Darris McCord
LT	71	Alex Karras
RT	72	Gil Mains
RE	85	Gene Cronin
LLB	86	Bob Long
MLB	56	Joe Schmidt
RLB	57	Roger Zatkoff
LH	25	Jim David
RH	41	Terry Barr
LS	43	Gary Lowe
RS	28	Yale Lary

MVP: Joe Schmidt

Pro Bowl: Charley Ane (C), Jim David (DB), Yale Lary (DB), Joe Schmidt (LB), Harley Sewell (G)

Team Statistics	Det	(Avg)	Opp	(Avg)
Total Yards	3239	269.9	3637	319.8
Rushing Yards	1360	113.3	-	-
Passing Yards	1869	155.8	-	-
Points Scored	261	21.8	276	23.0

Lions Leaders

Rushing	Tobin Rote	77-351, 3 TD
Passing	Tobin Rote	118-257, 1,678 yds, 14 TD, 10 Int
Receiving	Dave Middleton	29-506, 3 TD
Scoring	Jim Martin	49 pts (7 FG, 28 PAT)
Punt Ret.	Yale Lary	27-196, 7.3 avg, 1 TD
KO Ret.	Ken Webb	7-154, 22.0 avg
Punting	Yale Lary	59-2,524, 42.8 avg
Interceptions	Joe Schmidt	6-69

NFL Standings

Western Division	W	L	T	Pct.	Pts.	OP
Baltimore	9	3	0	.750	381	203
Chicago Bears	8	4	0	.667	298	230
Los Angeles	8	4	0	.667	344	278
San Francisco	6	6	0	.500	257	324
DETROIT	4	7	1	.364	261	276
Green Bay	1	10	1	.091	193	382
Eastern Division	W	L	T	Pct.	Pts.	OP
New York	9	3	0	.750	246	183
Cleveland	9	3	0	.750	302	217
Pittsburgh	7	4	1	.636	261	230
Washington	4	7	1	.364	214	268
Chicago Cardinals	2	9	1	.182	261	356
Philadelphia	2	9	1	.182	235	306

*NY defeated Cle, 10-0, in divisional playoff.

Bal defeated NY, 23-17, for World Championship. (Sudden Death 8:15)

IN 1958: Army's Jupiter-C rocket fires first U.S. earth satellite, Explorer I, into orbit.

1959

Record: 3-8-1, 5th NFL Western

Date	W/L	Score	Opponent	Att
9/27	L	9-21	at Baltimore	48,377
10/4	L	10-28	at Green Bay	32,035
10/11	L	24-31	Baltimore	55,648
10/18	L	13-34	San Francisco	55,190
10/25	W	17-7	at Los Angeles	81,703
11/1	L	7-33	at San Francisco	59,213
11/8	T	10-10	at Pittsburgh	75,363
11/15	W	23-17	Los Angeles	54,523
11/22	L	14-24	Chicago Bears	55,280
11/26	L	17-21	Green Bay	50,971
12/6	W	45-11	Chicago Cardinals	50,115
12/13	L	14-25	at Chicago Bears	38,346

Usual Starters

Offense

LE	84	Dave Middleton
LT	76	Lou Creel
LG	66	Harley Sewell
C	50	Charley Ane
RG	75	John Gordy
RT	73	Ollie Spencer
RE	80	Jim Gibbons
QB	14	Earl Morrill
LH	41	Terry Barr
RH	40	Howard Cassidy
FB	35	John H. Johnson

Defense

LE	78	Darris McCord
LT	71	Alex Karras
RT	72	Gil Mains
RE	53	Bill Glass
LLB	86	Bob Long
MLB	56	Joe Schmidt
RLB	47	Jim Martin
LH	25	Jim David
RH	28	Yale Lary
LS	43	Gary Lowe
RS	23	Dave Whitsett

MVP: Jim Martin

Pro Bowl: Jim David (DB), Yale Lary (DB), Joe Schmidt (LB), Harley Sewell (G)

Team Statistics	Det	(Avg)	Opp	(Avg)
Total Yards	3455	288.0	3655	304.7
Rushing Yards	1792	149.3	-	-
Passing Yards	2131	177.6	-	-
Points Scored	203	16.9	275	22.9

Lions Leaders

Rushing	Nick Pietrosante	76-447, 3 TD
Passing	Earl Morrill	65-137, 1,102 yds, 5 TD, 6 Int
Receiving	Jim Gibbons	31-431, 1 TD
Scoring	Howard Cassidy	30 pts (5 TD)
Punt Ret.	Terry Barr	16-102, 6.4 avg
KO Ret.	Ken Webb	16-352, 22.0 avg
Punting	Yale Lary	45-2,121, 47.1 avg
Interceptions	Gary Lowe	5-130

NFL Standings

Western Division	W	L	T	Pct.	Pts.	OP
Baltimore	9	3	0	.750	374	251
Chicago Bears	8	4	0	.667	252	196
Green Bay	7	5	0	.583	248	246
San Francisco	7	5	0	.583	255	237
DETROIT	3	8	1	.273	203	275
Los Angeles	2	1	0	.167	242	315
Eastern Division	W	L	T	Pct.	Pts.	OP
New York	10	2	0	.833	284	170
Cleveland	7	5	0	.583	270	214
Philadelphia	7	5	0	.583	268	278
Pittsburgh	6	5	1	.545	257	216
Washington	3	9	0	.250	185	350
Chicago Cardinals	2	10	0	.167	234	324

Bal defeated NY, 31-16, for World Championship.

IN 1959: St. Lawrence Seaway opens, allowing ocean ships to reach the Midwest from the Atlantic Ocean.

1960

Record: 7-5-0, 2nd NFL Western

Date	W/L	Score	Opponent	Att
9-28	L	9-28	at Green Bay	32,150
10-9	L	10-14	San Francisco	54,187
10-16	L	10-28	at Philadelphia	52,585
10-23	W	13-10	Baltimore	74,288
10-30	L	35-48	at Los Angeles	59,064
11-6	W	24-0	at San Francisco	24,614
11-13	W	12-10	Los Angeles	52,217
11-20	W	7-28	at Chicago	54,059
11-24	W	23-10	Green Bay	48,221
12-4	W	20-15	at Baltimore	45,811
12-11	W	23-14	Dallas	40,890
12-18	W	36-0	Chicago	40,890

Runner-Up

1/7	W	17-16	at Cleveland	34,981
-----	---	-------	--------------	--------

Usual Starters

Offense

LE	89	Gail Cogdill
LT	73	Oliver Spencer
LG	66	Harley Sewell
C	50	Bob Scholtz
RG	75	John Gordy
RT	70	Willie McClung
RE	80	Jim Gibbons
QB	15	Jim Ninowski
LH	45	Dan Lewis
RH	40	Howard Cassidy
FB	33	Nick Pietrosante

Defense

LE	78	Darris McCord
LT	71	Alex Karras
RT	76	Roger Brown
RE	53	Bill Glass
LLB	57	C. Brettschneider
MLB	56	Joe Schmidt
RLB	55	Wayne Walker
LH	81	Dick Lane
RH	24	Dick LeBeau
LS	43	Gary Lowe
RS	28	Yale Lary

MVP: Nick Pietrosante

Pro Bowl: Gail Cogdill (E), Jim Gibbons (E), Alex Karras (T), Dick Lane (DB), Yale Lary (DB), Nick Pietrosante (RB), Joe Schmidt (LB)

Team Statistics	Det	(Avg)	Opp	(Avg)
Total Yards	3392	282.7	3397	283.0
Rushing Yards	1714	142.8	1348	112.3
Passing Yards	1678	139.8	2049	170.8
Points Scored	235	19.6	212	17.7

Lions Leaders

Rushing	Nick Pietrosante	161-872, 8 TD
Passing	Jim Ninowski	134-283, 1,599 yds, 2 TD, 18 Int
Receiving	Jim Gibbons	51-604, 2 TD
Scoring	Jim Martin	65 pts (13 FG, 26 PAT)
Punt Ret.	Terry Barr	14-104, 7.4 avg
KO Ret.	Jim Steffen	8-225, 28.1 avg
Punting	Yale Lary	64-2,802, 43.8 avg
Interceptions	Dick Lane	5-102, 1 TD

NFL Standings

Western Division	W	L	T	Pct.	Pts.	OP
Green Bay	8	4	0	.667	332	209
DETROIT	7	5	0	.583	235	212
San Francisco	7	5	0	.583	208	205
Baltimore	6	6	0	.500	288	234
Chicago	5	6	1	.455	194	299
Los Angeles	4	7	1	.364	265	297
Dallas	0	11	1	.000	177	369
Eastern Division	W	L	T	Pct.	Pts.	OP
Philadelphia	10	2	0	.833	321	246
Cleveland	8	3	1	.727	362	217
New York	6	4	2	.600	271	261
St. Louis	1	6	5	.143	248	230
Pittsburgh	5	6	1	.455	240	275
Washington	1	9	2	.100	178	309

Phi defeated GB, 17-13, for World Championship.

IN 1960: With a plurality of only 118,574 votes, John F. Kennedy edges Richard Nixon in presidential election.



YEAR-BY-YEAR RESULTS

Detroitlions.com
Media.Detroitlions.com

1961

Record: 8-5-1, 2nd NFL Western

Date	W/L	Score	Opponent	Att
9/17	W	17-13	at Green Bay	32,150
9/24	W	15-13	at Baltimore	49,825
10/1	L	0-49	San Francisco	38,063
10/8	L	17-31	Chicago	53,854
10/15	W	14-13	Los Angeles	53,295
10/22	L	14-17	Baltimore	48,447
10/29	W	28-10	at San Francisco	54,019
11/5	T	20-20	at San Francisco	46,267
11/12	W	45-14	at St. Louis	54,123
11/19	W	37-10	at Minnesota	57,808
11/23	L	9-17	Green Bay	43,272
12/3	L	16-15	at Chicago	51,017
12/10	W	13-7	Minnesota	42,625
12/17	L	24-27	Philadelphia	44,231

Runner-Up

1/6 W 38-16 Philadelphia (at Miami)

Usual Starters

Offense

LE	89	Gail Cogdill
LT	79	John Gonzaga
LG	66	Harley Sewell
C	50	Bob Scholtz
RG	75	John Gordy
RT	77	Dan LaRose
RE	80	Jim Gibbons
QB	14	Earl Morrall
LH	45	Dan Lewis
RH	41	Terry Barr
FB	33	Nick Pietrosante

Defense

LE	78	Darris McCord
LT	71	Alex Karras
RT	76	Roger Brown
RE	87	Bill Glass
LLB	57	Carl Bretschneider
MLB	56	Joe Schmidt
RLB	55	Wayne Walker
LH	81	Dick Lane
RH	21	Bruce Maher
LS	43	Gary Lowe
RS	28	Yale Lary

MVP: Joe Schmidt

Pro Bowl: Jim Gibbons (E), Alex Karras (T), Dick Lane (DB), Yale Lary (LB), Jim Martin (G), Nick Pietrosante (RB), Joe Schmidt (LB)

Team Statistics

	Det	(Avg)	Opp	(Avg)
Total Yards	4412	315.1	3938	281.3
Rushing Yards	1868	133.4	1520	108.6
Passing Yards	2544	181.7	2418	172.7
Points Scored	270	19.3	258	18.4

Lions Leaders

Rushing	Nick Pietrosante	201-841, 5 TD
Passing	Jim Ninowski	117-247, 1,921 yards, 7 TD, 18 Int
Receiving	Gail Cogdill	45-956, 6 TD
Scoring	Jim Martin	70 pts (15 FG, 25 PAT)
Punt Ret.	Howard Cassidy	16-159, 9.9 avg
KO Ret.	Pat Studstill	16-448, 28.1 avg, 1 TD
Punting	Yale Lary	52-2,519, 48.4 avg
Interceptions	Yale Lary	6-95
	Dick Lane	6-73

NFL Standings

Western Division	W	L	T	Pct.	Pts.	OP
Green Bay	11	3	0	.786	391	223
Detroit	8	5	1	.615	270	258
Baltimore	8	6	0	.571	302	307
Chicago	8	6	0	.571	326	302
San Francisco	7	6	1	.538	346	272
Los Angeles	4	10	0	.286	263	333
Minnesota	3	11	0	.214	285	407

Eastern Division

	W	L	T	Pct.	Pts.	OP
New York	10	3	1	.769	368	220
Philadelphia	10	4	0	.714	361	297
Cleveland	8	5	1	.615	319	270
St. Louis	7	7	0	.500	279	267
Pittsburgh	6	8	0	.429	295	287
Dallas	4	9	1	.308	236	380
Washington	1	12	1	.077	174	392

GB defeated NY, 37-0, for World Championship.

IN 1961: East Germans erect Berlin Wall to halt flood of refugees.

1962

Record: 11-3-0, 2nd NFL Western

Date	W/L	Score	Opponent	Att
9/16	W	45-7	Pittsburgh	46,641
9/23	W	45-24	San Francisco	51,032
9/30	W	29-20	at Baltimore	57,966
10/7	L	7-9	at Green Bay	38,669
10/14	W	13-10	Los Angeles	53,714
10/21	L	14-17	at New York	62,856
10/28	W	11-3	Chicago	53,342
11/4	W	12-3	at Los Angeles	44,241
11/11	W	38-24	at San Francisco	43,449
11/18	W	17-6	at Minnesota	31,257
11/22	W	26-14	Green Bay	57,598
11/29	W	21-18	Baltimore	53,012
12/6	W	37-23	Minnesota	42,256
12/16	L	0-3	at Chicago	44,948

Runner-Up

1/6 W 17-10 at Pittsburgh 36,284

Usual Starters

Offense

LE	89	Gail Cogdill
LT	79	John Gonzaga
LG	66	Harley Sewell
C	71	Bob Whitlow
RG	75	John Gordy
RT	77	Dan LaRose
RE	80	Jim Gibbons
QB	16	Milt Plum
LH	45	Dan Lewis
RH	25	Pat Studstill
FB	33	Nick Pietrosante

Defense

LE	78	Darris McCord
LT	71	Alex Karras
RT	76	Roger Brown
RE	88	Sam Williams
LLB	57	Carl Bretschneider
MLB	56	Joe Schmidt
RLB	55	Wayne Walker
LH	81	Dick Lane
RH	44	Dick LeBeau
LS	43	Gary Lowe
RS	28	Yale Lary

MVP: Gail Cogdill

Pro Bowl: Roger Brown (T), Gail Cogdill (E), Alex Karras (T), Dick Lane (DB), Yale Lary (DB), Joe Schmidt (LB), Harley Sewell (G)

Team Statistics

	Det	(Avg)	Opp	(Avg)
Total Yards	4503	321.6	3217	229.8
Rushing Yards	1922	137.3	1231	87.9
Passing Yards	2581	184.4	1986	141.9
Points Scored	315	22.5	177	12.6

Lions Leaders

Rushing	Dan Lewis	120-488, 6 TD
Passing	Milt Plum	179-325, 2,378 yds, 15 TD, 20 Int
Receiving	Gail Cogdill	53-991, 7 TD
Scoring	Wayne Walker	64 pts (9 FG, 37 PAT)
Punt Ret.	Pat Studstill	28-457, 15.8 avg
KO Ret.	Tommy Watkins	17-452, 26.6 avg
Punting	Yale Lary	52-2,354, 45.3 avg
Interceptions	Yale Lary	8-51

NFL Standings

Western Division	W	L	T	Pct.	Pts.	OP
Green Bay	13	1	0	.929	415	148
Detroit	11	3	0	.786	315	177
Chicago	9	5	0	.643	321	287
Baltimore	7	7	0	.500	293	288
San Francisco	6	8	0	.429	282	331
Minnesota	2	11	1	.154	254	410
Los Angeles	1	12	1	.077	220	334

Eastern Division

	W	L	T	Pct.	Pts.	OP
New York	12	2	0	.857	398	283
Cleveland	9	5	0	.643	312	363
Pittsburgh	7	6	1	.538	291	257
Washington	5	7	2	.417	305	376
Dallas	5	8	1	.385	398	402
St. Louis	4	9	1	.308	287	361
Philadelphia	3	10	1	.231	282	356

GB defeated NY, 16-7, for World Championship.

IN 1962: Lt. Col. John Glenn becomes first American to orbit the Earth.

1963

Record: 5-8-1, 4th NFL Western

Date	W/L	Score	Opponent	Att
9/14	W	23-2	at Los Angeles	49,342
9/22	L	10-31	at Green Bay (MI)	45,912
9/29	L	21-37	Chicago	55,400
10/6	W	26-3	San Francisco	44,088
10/13	L	14-17	at Dallas	27,264
10/20	L	21-25	Baltimore	51,901
10/27	W	28-10	Minnesota	44,508
11/3	W	45-7	at San Francisco	33,511
11/10	L	21-24	at Baltimore	59,758
11/17	L	21-28	Los Angeles	44,951
11/24	L	31-34	at Minnesota	28,763
12/1	L	13-13	Green Bay	54,016
12/8	W	38-10	Cleveland	51,382
12/15	L	14-24	at Chicago	45,317

Usual Starters

Offense

LE	89	Gail Cogdill
LT	70	Daryl Sanders
LG	79	John Gonzaga
C	51	Bob Whitlow
RG	75	John Gordy
RT	61	Lucien Reebberg
RE	80	Jim Gibbons
QB	14	Earl Morrall
LH	23	Tommy Watkins
RH	41	Terry Barr
FB	45	Dan Lewis

Defense

LE	78	Darris McCord
LT	72	Floyd Peters
RT	76	Roger Brown
RE	88	Sam Williams
LLB	54	Max Messner
MLB	53	Dennis Gauzatt
RLB	55	Wayne Walker
LH	81	Dick Lane
RH	44	Dick LeBeau
LS	21	Bruce Maher
RS	86	Tom Hall

MVP: Earl Morrall

Pro Bowl: Terry Barr (E), Roger Brown (T), Gail Cogdill (E), John Gordy (G), Wayne Walker (LB)

Team Statistics

	Det	(Avg)	Opp	(Avg)
Total Yards	4324	308.9	3761	268.6
Rushing Yards	1601	114.4	1564	111.7
Passing Yards	2723	194.5	2197	156.9
Points Scored	326	23.3	285	18.9

Lions Leaders

Rushing	Dan Lewis	133-528, 2 TD
Passing	Earl Morrall	174-328, 2,621 yds, 24 TD, 14 Int
Receiving	Terry Barr	66-1086, 13 TD
Scoring	Terry Barr	78 pts (13 TD)
Punt Ret.	Tommy Watkins	32-399, 12.5 avg, 1 TD
KO Ret.	Tommy Watkins	21-447, 21.3 avg
Punting	Yale Lary	35-1,713, 48.9 avg
Interceptions	Dick LeBeau	5-158
	Dick Lane	5-70

NFL Standings

Western Division	W	L	T	Pct.	Pts.	OP
Green Bay	11	1	2	.917	301	144
Green Bay	11	2	1	.846	389	206
Baltimore	8	6	0	.571	316	285
Detroit	5	8	1	.385	326	265
Minnesota	5	8	1	.385	309	390
Los Angeles	5	9	0	.357	210	350
San Francisco	2	12	0	.143	198	391

Eastern Division

	W	L	T	Pct.	Pts.	OP
New York	11	3	0	.786	448	280
Cleveland	10	4	0	.714	343	262
St. Louis	9	5	0	.643	341	263
Pittsburgh	7	4	3	.636	321	295
Dallas	4	10	0	.286	305	378
Washington	3	11	0	.214	279	398
Philadelphia	2	10	2	.167	242	381

Philadelphia NY, 14-10, for World Championship.

IN 1963: President John F. Kennedy shot and killed by sniper in Dallas; Lyndon B. Johnson takes oath of office.



YEAR-BY-YEAR RESULTS

Detroitlions.com
Media.Detroitlions.com

1964

Record: 7-5-2, 4th NFL Western

Date	W/L	Score	Opponent	Att
9/13	W	26-17	at San Francisco	33,204
9/19	T	17-17	at Los Angeles	52,001
9/28	L	10-14	Green Bay	59,203
10/4	W	26-3	New York	54,836
10/11	W	24-20	at Minnesota	40,840
10/18	W	10-0	at Chicago	47,567
10/25	L	0-34	Baltimore	57,814
11/1	W	37-17	Los Angeles	52,064
11/8	L	7-30	at Green Bay	42,327
11/15	L	21-37	at Cleveland	83,064
11/22	T	23-23	Minnesota	48,291
11/26	L	24-27	Chicago	52,231
12/6	W	31-14	at Baltimore	60,213
12/13	W	24-7	San Francisco	41,854

Usual Starters

Offense

E	89	Gail Cogdill
LT	70	Daryl Sanders
LG	79	John Gonzaga
C	51	Bob Whitlow
RG	75	John Gordy
RT	72	J. D. Smith
RE	80	Jim Gibbons
QB	16	Milt Plum
LH	23	Tom Watkins
RB	41	Terry Barr
FB	33	Nick Pietrosante

Defense

LE	78	Darris McCord
LT	71	Alex Karras
RG	76	Roger Brown
RE	88	Sam Williams
LLB	59	Ernie Clark
MLB	53	Dennis Gowattz
RLB	55	Wayne Walker
DB	27	Bobby Thompson
DB	44	Dick LeBeau
DB	21	Bruce Maher
DB	28	Yale Lary

MVP: Jim Gibbons

Pro Bowl: Terry Barr (E), Roger Brown (T), Jim Gibbons (E), John Gordy (T), Yale Lary (DB), Dick LeBeau (DB), Wayne Walker (LB)

Team Statistics	Det	(Avg)	Opp	(Avg)
Total Yards	3972	283.7	4062	290.1
Rushing Yards	1414	101.0	1638	117.0
Passing Yards	2558	182.7	2424	172.1
Points Scored	280	20.0	250	18.6

Lions Leaders

Rushing	Nick Pietrosante	147-536, 4 TD
Passing	Milt Plum	154-287, 2,241 yds, 18 TD, 15 Int
Receiving	Terry Barr	57-1,030, 9 TD
Scoring	Wayne Walker	74 pts (14 FG, 32 PAT)
Punt Ret.	Tommy Watkins	16-238 yards, 14.9 avg, 2 TD
KO Ret.	Pat Studstill	29-708, 24.4 avg
Punting	Pat Studstill	67-3,093, 46.3 avg
Interceptions	Yale Lary	6-101

NFL Standings

Western Division	W	L	T	Pct	Pts	OP
Baltimore	12	2	0	.857	428	225
Green Bay	8	5	1	.615	342	245
Minnesota	8	5	1	.615	355	296
DETROIT	7	5	2	.583	280	260
Los Angeles	5	7	2	.417	283	339
Chicago	5	9	0	.357	260	379
San Francisco	4	10	0	.286	236	330

Eastern Division

Cleveland	10	3	1	.769	415	293
St. Louis	9	3	2	.750	357	331
Philadelphia	6	8	0	.429	312	313
Washington	6	8	0	.429	307	305
Dallas	5	8	1	.385	250	289
Pittsburgh	5	9	0	.357	253	315
New York	2	10	2	.167	241	399

Cle defeated Bal, 27-0, for World Championship.

IN 1964: "My Fair Lady" takes Academy Awards for Best Picture, Director (George Cukor) and Actor (Rex Harrison).

1965

Record: 6-7-1, 6th NFL Western

Date	W/L	Score	Opponent	Att
9/19	W	20-0	Los Angeles	46,941
9/26	W	31-29	at Minnesota	46,826
10/3	W	14-10	Washington	52,627
10/10	L	7-31	at Baltimore	60,238
10/17	L	21-31	Green Bay	56,712
10/24	L	10-38	at Chicago	45,658
10/31	L	10-23	at Los Angeles	35,137
11/7	W	12-7	at Green Bay	50,530
11/14	L	21-27	San Francisco	54,534
11/21	L	10-17	Chicago	51,499
11/25	T	24-24	Baltimore	55,036
12/1	L	14-17	at San Francisco	38,643
12/12	L	7-29	Minnesota	45,420
12/19	W	35-28	at Philadelphia	56,718

Usual Starters

Offense

LE	89	Gail Cogdill
LT	70	Daryl Sanders
LG	62	Ted Karras
C	54	Ed Flanagan
RG	75	John Gordy
RT	73	Roger Shoals
RE	80	Jim Gibbons (7)
QB	83	Ron Kramer (7)
LB	16	Milt Plum
HB	32	Joe Don Looney
FL	41	Terry Barr (7)
FB	25	Pat Studstill (7)

Defense

LE	78	Darris McCord
LT	71	Alex Karras
RG	76	Roger Brown
RE	88	Sam Williams
LLB	59	Ernie Clark (4)
MLB	67	Wally Hilgenberg (3)
RLB	53	Mike Lucci (3)
LH	56	Joe Schmidt
RLB	55	Wayne Walker
LH	44	Dick LeBeau
RH	27	Bobby Thompson
LS	21	Bruce Maher
RS	47	Wayne Rasmussen

MVP: Bruce Maher

Pro Bowl: Roger Brown (T), John Gordy (T), Alex Karras (T), Dick LeBeau (DB), Pat Studstill (E), Wayne Walker (LB)

Team Statistics	Det	(Avg)	Opp	(Avg)
Total Yards	3303	235.3	3557	254.1
Rushing Yards	1469	104.9	1460	104.3
Passing Yards	1834	131.0	2097	149.8
Points Scored	257	18.4	295	21.1

Lions Leaders

Rushing	Amos Marsh	131-495, 6 TD
Passing	Milt Plum	143-308, 1,710 yds, 12 TD, 19 Int
Receiving	Terry Barr	24-433, 3 TD
Scoring	Wayne Walker	57 pts (8 FG, 33 PAT)
Punt Ret.	Tommy Watkins	23-234, 10.2 avg
KO Ret.	Tommy Watkins	17-584, 34.4 avg
Punting	Pat Studstill	78-3,335, 42.8 avg
Interceptions	Dick LeBeau	7-84, 1 TD

NFL Standings

Western Division	W	L	T	Pct	Pts	OP
Green Bay	10	3	1	.769	316	224
Baltimore	10	3	1	.769	389	284
Chicago	9	5	0	.643	409	275
San Francisco	7	6	1	.538	421	402
Minnesota	7	7	0	.500	383	403
DETROIT	6	7	1	.462	257	295
Los Angeles	4	10	0	.286	269	328

Eastern Division

Cleveland	11	3	0	.786	363	325
Pittsburgh	7	7	0	.500	325	280
New York	7	7	0	.500	270	338
Washington	6	8	0	.429	257	301
Philadelphia	5	9	0	.357	363	359
St. Louis	5	9	0	.357	296	309
Pittsburgh	2	12	0	.143	202	397

*GB defeated Clel, 13-10, in Divisional playoff (overtime).

*GB defeated Clel, 23-12, for World Championship.

IN 1965: The senior citizens' governmental medical assistance program, Medicare, begins.

1966

Record: 4-9-1, 6th NFL Western

Date	W/L	Score	Opponent	Att
9/11	W	14-3	Chicago	52,225
9/18	L	3-17	at Pittsburgh	35,473
9/25	W	28-10	Atlanta	47,615
10/2	L	14-23	at Green Bay	50,861
10/9	L	7-14	Los Angeles	52,793
10/16	L	14-45	at Baltimore	60,238
10/23	L	24-27	at San Francisco	36,745
10/30	L	7-31	Green Bay	96,954
11/6	T	10-10	at Chicago	47,041
11/13	W	32-31	at Minnesota	43,939
11/20	W	20-14	Baltimore	52,383
11/27	L	14-1	San Francisco	53,189
12/4	L	3-23	at Los Angeles	40,039
12/11	L	16-28	Minnesota	43,022

Usual Starters

Offense

LE	89	Gail Cogdill
LT	70	Daryl Sanders
LG	66	Bob Kowalkowski
C	54	Ed Flanagan
RG	75	John Gordy
RT	72	J. D. Smith
RE	88	Ron Kramer
QB	14	Karl Sweetan
HB	31	Amos Marsh
FL	25	Pat Studstill
FB	35	Tom Nowatzke

Defense

LE	78	Darris McCord
LT	71	Alex Karras
RG	76	Roger Brown
RE	74	Larry Hand
LLB	53	Mike Lucci
MLB	59	Ernie Clark
RLB	67	Wally Hilgenberg (5)
LH	44	Dick LeBeau
RH	43	Bobby Smith
LS	21	Bruce Maher
RS	27	Bobby Thompson

MVP: Pat Studstill

Pro Bowl: Roger Brown (T), Dick LeBeau (DB), Pat Studstill (E)

Team Statistics	Det	(Avg)	Opp	(Avg)
Total Yards	3853	275.2	4414	315.3
Rushing Yards	1429	102.1	2006	143.3
Passing Yards	2424	173.1	2408	172.0
Points Scored	206	14.7	317	22.6

Lions Leaders

Rushing	Tom Nowatzke	151-512, 6 TD
Passing	Karl Sweetan	157-309, 1,809 yds, 4 TD, 14 Int
Receiving	Pat Studstill	67-1,266, 5 TD
Scoring	Garry Yepremian	50 pts (13 FG, 11 PAT)
Punt Ret.	Tommy Vaughn	18-179, 9.9 avg
KO Ret.	Tommy Vaughn	23-595, 25.9 avg
Punting	Pat Studstill	72-2,956, 41.1 avg
Interceptions	Mike Lucci	5-118, 1 TD

NFL Standings

Western Division	W	L	T	Pct	Pts	OP
Green Bay	12	2	0	.857	335	163
Baltimore	9	5	0	.643	314	226
Los Angeles	8	6	0	.571	289	212
San Francisco	6	6	2	.500	320	325
Chicago	5	7	2	.417	234	272
DETROIT	4	9	1	.308	206	317
Minnesota	4	9	1	.308	292	304

Eastern Division

Dallas	10	3	1	.769	445	239
Cleveland	9	5	0	.643	403	259
Philadelphia	0	9	0	.000	643	328
St. Louis	8	5	1	.615	264	365
Washington	7	7	0	.500	351	355
Pittsburgh	5	8	1	.385	316	347
Atlanta	3	11	0	.214	204	437
New York	1	12	1	.077	263	501

GB defeated Dal, 34-27, for NFL Championship. GB defeated KC (AFL), 35-10, in SB I.

IN 1966: Witt Chamberlain claims a record seventh consecutive NBA scoring title, averaging 33.5 points per game for Philadelphia.



YEAR-BY-YEAR RESULTS

Detroitlions.com
Media.Detroitlions.com

1967

Record: 5-7-2, 3rd NFL Central

Date	W/L	Score	Opponent	Att
9/17	T	17-17	at Green Bay	50,861
9/24	W	31-14	Cleveland	57,383
10/1	L	28-38	at St. Louis	43,921
10/8	L	17-27	Green Bay	57,877
10/15	L	3-14	at Chicago	46,024
10/22	W	24-3	Atlanta	50,601
10/29	W	45-3	at San Francisco	37,390
11/5	L	13-27	Chicago	55,606
11/12	T	10-10	at Minnesota	40,032
11/19	L	7-41	at Baltimore	60,238
11/23	L	7-31	Los Angeles	54,389
12/3	T	14-26	Pittsburgh	47,713
12/10	W	30-7	at New York	63,011
12/17	W	14-3	Minnesota	44,874

Usual Starters

Offense		
LE	81	Gill Malinchak (6)
RT	89	Gail Cogdill (6)
LT	52	Bill Cottrell
LG	63	Chuck Walton
C	54	Ed Flanagan
RG	75	John Gordy
RT	79	Charlie Bradshaw
RE	88	Ron Kramer (6)
QB	80	Jim Gibbons (6)
RB	14	Karl Sweeten (6)
RB	16	Milt Plum (6)
HB	31	Amos Marsh (6)
FB	23	Tom Watkins (6)
FL	24	Mel Farr
FL	25	Pat Studdstill (5)
	87	John Henderson (4)

Defense

LE	78	Darris McCord
LT	71	Alex Karras
RT	82	Jerry Rush
RE	74	Larry Hand
LLB	59	Ernie Clark
MLB	53	Mike Lucci
RB	35	Wayne Walker (5)
LB	50	Paul Naumoff (6)
LH	20	Lem Barney
RLH	44	Dick LeBeau
LS	28	Bruce Maher
RS	48	Tom Vaughn

MVP: Mel Farr (Offense), Lem Barney (Defense)

Pro Bowl: Lem Barney (DB), Mel Farr (RB)

Team Statistics	Det	(Avg)	Opp	(Avg)
Total Yards	3538	252.7	3528	252.0
Rushing Yards	1907	135.2	1795	128.2
Passing Yards	1631	116.5	1733	123.8
Points Scored	260	18.6	232	16.6

Lions Leaders

Rushing	Mel Farr	206-960, 3 TD
Passing	Milt Plum	86-172, 925 yds, 4 TD, 8 Int
Receiving	Mel Farr	39-317, 3 TD
Scoring	Mel Farr	36 pts (6 TD)
	Tom Nowatzke	36 pts (6 TD)
Punt Ret.	Tommy Watkins	15-57, 3.8 avg
KO Ret.	Tommy Vaughn	16-446, 27.3 avg
Punting	Pat Studdstill	36-1,602, 44.5 avg
Interceptions	Lem Barney	10-232, 3 TD

NFL Standings

WESTERN CONFERENCE

Central Division	W	L	T	Pct	Pts	OP
Green Bay	9	4	1	.692	332	209
Chicago	7	6	1	.538	239	218
DETROIT	5	7	2	.417	260	259
Minnesota	3	8	3	.273	233	294
Coastal Division	W	L	T	Pct	Pts	OP
Los Angeles	11	1	2	.917	398	196
Baltimore	11	1	2	.917	394	198
San Francisco	7	7	0	.500	273	327
Atlanta	1	12	1	.077	175	422

EASTERN CONFERENCE

Capital Division	W	L	T	Pct	Pts	OP
Dallas	9	5	0	.643	342	268
Philadelphia	6	7	1	.462	351	409
Washington	5	6	3	.455	347	353
New Orleans	3	11	0	.214	233	379
Century Division	W	L	T	Pct	Pts	OP
Cleveland	9	5	0	.643	334	297
New York	7	7	0	.500	369	379
St. Louis	6	7	1	.462	333	395
Pittsburgh	4	9	1	.308	281	320

GB defeated LA, 26-7, for Western title. Dal defeated Cle, 52-14, for Eastern title. GB defeated Dal, 21-17, for NFL Championship. GB defeated Oak (AFL), 33-14, in SB II.

IN 1967: The theme song from the Sidney Poitier film, "To Sir With Love," recorded by LuLu, was pop music's top-selling single, beating out The Monkees' "Daydream Believer."

1968

Record: 4-8-2, 4th NFL Central

Date	W/L	Score	Opponent	Att
9/15	L	13-59	at Dallas	51,362
9/22	W	42-0	Chicago	50,688
9/29	W	23-17	at Green Bay	50,861
10/6	L	10-24	at Minnesota	44,289
10/13	W	28-10	at Chicago	46,396
10/20	T	14-14	Green Bay	57,302
10/27	L	7-14	San Francisco	53,555
11/3	L	7-10	at Los Angeles	77,982
11/10	L	10-27	Baltimore	55,170
11/17	L	6-13	Minnesota	46,654
11/24	T	20-20	New Orleans	46,152
12/1	L	0-12	Philadelphia	47,908
12/8	W	24-7	at Atlanta	49,437
12/15	L	3-14	at Washington	50,123

Usual Starters

Offense		
E	25	Earl McCulloch
LT	73	Roger Shoals
LG	63	Chuck Walton
C	54	Ed Flanagan
RG	68	Frank Gallagher
RT	79	Charlie Bradshaw
TE	88	Charlie Sanders
QB	19	Bill Munson
FL	3	Bill Gambrell
RB	38	Bill Triplett
RB	24	Mel Farr (7)
	43	Dave Kopay (5)

Defense

LE	78	John Baker
LT	71	Alex Karras
RT	82	Jerry Rush
RE	84	Jerry Robb
LLB	50	Paul Naumoff
MLB	53	Mike Lucci
RLB	55	Wayne Walker
LH	20	Lem Barney
RH	44	Dick LeBeau
LS	28	Mike Weger
RS	48	Tom Vaughn

MVP: Mel Farr (Offense), Wayne Walker (Defense)

Pro Bowl: Lem Barney (DB), Charlie Sanders (TE)

Team Statistics	Det	(Avg)	Opp	(Avg)
Total Yards	4022	287.3	3837	274.1
Rushing Yards	1702	121.6	1680	120.0
Passing Yards	2320	165.7	2157	154.1
Points Scored	207	14.8	246	17.6

Lions Leaders

Rushing	Mel Farr	128-597, 3 TD
Passing	Bill Munson	181-329, 2,311 yds, 15 TD, 8 Int
Receiving	Earl McCulloch	40-680, 5 TD
Scoring	Mel Farr	42 pts (7 TD)
	Billy Gambrell	42 pts (7 TD)
Punt Ret.	Lem Barney	13-79, 6.1 avg
KO Ret.	Lem Barney	25-670, 26.8 avg, 1 TD
Punting	Jerry DePoyster	71-2,866, 40.4 avg
Interceptions	Lem Barney	7-82

NFL Standings

WESTERN CONFERENCE

Central Division	W	L	T	Pct	Pts	OP
Minnesota	8	6	0	.571	282	242
Chicago	7	7	0	.500	250	333
Green Bay	6	7	1	.462	281	227
DETROIT	4	8	2	.333	207	241
Coastal Division	W	L	T	Pct	Pts	OP
Baltimore	13	1	0	.929	402	144
Los Angeles	10	3	1	.769	312	200
San Francisco	7	6	1	.538	303	310
Atlanta	2	12	0	.143	103	389

EASTERN CONFERENCE

Capital Division	W	L	T	Pct	Pts	OP
Dallas	12	2	0	.857	431	186
New York	7	7	0	.500	294	325
Washington	5	9	0	.357	249	358
Philadelphia	2	12	0	.143	202	352
Century Division	W	L	T	Pct	Pts	OP
Cleveland	10	4	0	.714	394	273
St. Louis	9	4	1	.692	325	289
New Orleans	4	9	1	.308	246	327
Pittsburgh	2	11	1	.154	244	397

Bal defeated Min, 24-14, for Western title. Cle defeated Dal, 31-20, for Eastern title. Bal defeated Cle, 34-0, for NFL Championship. NY (AFL) defeated Bal, 16-7, in SB III.

IN 1968: Civil rights leader Dr. Martin Luther King Jr. is slain in Memphis.

1969

Record: 9-4-1, 2nd NFL Central

Date	W/L	Score	Opponent	Att
9/21	L	13-16	at Pittsburgh	51,360
9/28	W	24-0	New York	54,358
10/5	W	28-21	at Cleveland	82,833
10/12	L	17-28	Green Bay	58,384
10/19	W	13-7	Chicago	54,732
10/26	L	10-24	at Minnesota	47,900
11/2	W	26-14	at San Francisco	35,100
11/9	W	27-21	Atlanta	53,242
11/16	W	20-20	St. Louis	51,749
11/23	W	16-10	at Green Bay	50,861
11/27	L	0-27	Minnesota	57,906
12/4	T	17-17	at Philadelphia	60,238
12/14	W	28-0	Los Angeles	53,256
12/21	W	20-3	at Chicago	41,879

Usual Starters

Offense		
WR	25	Earl McCulloch
LT	73	Roger Shoals
LG	63	Chuck Walton
C	54	Ed Flanagan
RG	68	Frank Gallagher
TE	76	Rodney Freitas
RT	88	Charlie Sanders
QB	49	Larry Walton
WR	19	Bill Munson (7)
RB	11	Gerry Landry (7)
RB	38	Wallace Triplett
RB	40	Nick Eddy (7)
	24	Mel Farr (5)

Defense

LE	84	Joe Robb
LT	71	Alex Karras
RT	82	Jerry Rush
RE	74	Larry Hand
LLB	50	Paul Naumoff
MLB	53	Mike Lucci
RLB	55	Wayne Walker
LHB	20	Lem Barney
RHB	44	Dick LeBeau
LS	28	Mike Weger
RS	48	Tom Vaughn

MVP: Charlie Sanders (Offense), Mike Lucci (Defense)

Pro Bowl: Lem Barney (DB), Ed Flanagan (C), Charlie Sanders (TE)

Team Statistics	Det	(Avg)	Opp	(Avg)
Total Yards	3355	239.6	3084	220.3
Rushing Yards	1755	125.4	1223	87.4
Passing Yards	1600	114.3	1861	132.9
Points Scored	259	18.5	193	13.8

Lions Leaders

Rushing	Wallace Triplett	111-377, 3 TD
Passing	Bill Munson	84-166, 1,062 yds, 7 TD, 8 Int
Receiving	Charlie Sanders	42-656, 3 TDs
Scoring	Ernie Mann	101 pts (25 FG, 26 PAT)
Punt Ret.	Lem Barney	9-191, 21.2 avg, 1 TD
KO Ret.	Bobby Williams	17-563, 33.1 avg, 1 TD
Punting	Bill Munson	26-2,249, 34.1 avg
Interceptions	Lem Barney	8-126

NFL Standings

WESTERN CONFERENCE

Central Division	W	L	T	Pct	Pts	OP
Minnesota	12	2	0	.857	379	133
DETROIT	9	4	1	.692	295	188
Green Bay	8	6	0	.571	289	221
Chicago	1	13	0	.071	210	339
Coastal Division	W	L	T	Pct	Pts	OP
Los Angeles	11	3	0	.786	320	243
Baltimore	8	5	1	.615	279	268
Atlanta	6	8	0	.429	276	288
San Francisco	4	8	2	.333	277	319

EASTERN CONFERENCE

Capital Division	W	L	T	Pct	Pts	OP
Dallas	11	2	1	.846	368	223
Washington	7	5	2	.583	307	319
New Orleans	5	9	0	.357	311	393
Philadelphia	4	9	1	.308	279	377
Century Division	W	L	T	Pct	Pts	OP
Cleveland	10	3	1	.769	351	300
New York	6	8	0	.429	264	298
St. Louis	4	9	1	.308	314	389
Pittsburgh	1	13	0	.071	218	405

Min defeated LA, 23-20, for Western title. Cle defeated Dal, 36-14, for Eastern title. Min defeated Cle, 27-7, for NFL championship. KC (AFL) defeated Min, 23-7, in SB IV.

IN 1969: Apollo 11 astronauts Neil Armstrong, Edwin Aldrin and Michael Collins make man's first moon landing.



YEAR-BY-YEAR RESULTS

Detroitlions.com
Media.Detroitlions.com

1970

Record: 10-4, 2nd NFC Central

Date	W/L	Score	Opponent	Att
9/20	W	40-0	at Green Bay	56,263
9/27	W	39-3	Cincinnati	58,202
10/5	W	28-14	Chicago	58,210
10/11	L	10-31	at Washington	50,414
10/18	W	41-24	at Cleveland	83,577
10/25	W	16-10	at Chicago	45,632
11/1	L	17-30	at Minnesota	58,210
11/8	L	17-19	at New Orleans	66,910
11/15	L	20-24	at Minnesota	47,900
11/22	W	29-7	San Francisco	56,232
11/26	W	28-14	Oakland	56,597
12/6	W	16-3	St. Louis	56,362
12/14	W	28-23	at Los Angeles	79,441
12/20	W	20-0	Green Bay	57,387
NFC Playoffs				
12/26	L	0-5	at Dallas	73,167

Usual Starters

Offense	Defense
WR 25 Earl McCulloch (8)	DE 83 Jim Mitchell (8)
RB 85 Chuck Hughes (8)	LB 84 Joe Robb (6)
LT 73 Roger Shoals	RT 71 Alex Karras
LG 63 Chuck Walton	RE 82 Jerry Rush
C 54 Ed Flanagan	RE 74 Larry Hand
RG 68 Frank Gallagher	LB 50 Paul Naumoff
RT 76 Rodine Freitas	MLB 53 Mike Luci
TE 88 Charlie Sanders	RLB 55 Wayne Walker
WR 49 Larry Walton	LCB 20 Lem Barney
RB 19 Bill Munson	RCB 44 Dick LeBeau
RB 42 Alton Taylor	LS 29 Mike Weger
QB 24 Mel Farr	RS 47 W. Rasmussen (8)
	48 Tom Vaughn (7)

Pro Bowl Selections: Mel Farr (RB), Ed Flanagan (C), Paul Naumoff (LB), Charlie Sanders (TE)

Team Statistics

Total First Downs	Det	Opp
Rushing	463	359
Passing	243	186
Penalty	113	61
Total Net Yards	107	112
Avg. Per Game	3984	3468
Total Plays	284.6	246.3
Avg. Per Play	844	756
Net Yards Rushing	4.7	4.6
Avg. Per Game	2127	1152
Total Rushes	151.9	82.3
Net Yards Passing	514	362
Avg. Per Game	2121	2491
Gross Yards	151.5	177.9
Sacked/Yards Lost	36/264	23/195
Att./Completions	316/8	404/4
Completion Pct.	294/167	371/194
Had Intercepted	56.8	52.3
Punts/Average	12	28
Penalties/Yards	62/40.0	90/39.1
Fumbles/Ball Lost	58/659	90/805
Touchdowns	26/15	30/16
Rushing	41	22
Passing	16	7
Returns	6	1

Points Scored

Lions	Opponents
65	111
61	44

Scoring

TD	Ru	Pa	Rt	PAT	FG	S	Pts
Mann	0	0	0	0	41/41	20/29	0
Farr	11	9	2	0	0/0	0/0	66
Sanders	6	0	6	0	0/0	0/0	36
Walton	5	0	5	0	0/0	0/0	30
McCulloch	4	0	4	0	0/0	0/0	24
Taylor	4	2	2	0	0/0	0/0	24
Barney	3	0	0	3	0/0	0/0	18
Owens	2	2	0	0	0/0	0/0	12
Eddy	1	1	0	0	0/0	0/0	6
Landry	1	1	0	0	0/0	0/0	6
Triplet	1	1	0	0	0/0	0/0	6
Hand	1	1	0	0	0/0	0/0	6
Weger	1	0	0	1	0/0	0/0	6
Williams	1	0	0	1	0/0	0/0	6
Lions	41	16	19	6	41/41	20/29	347
Opponents	22	7	14	1	22/22	16/26	101

Rushing	Yds	Avg	Lg	TD
Farr	166	7.7	4.3	36
Taylor	198	6.6	3.4	34
Landry	35	3.5	10.0	76
Triplet	48	1.6	3.3	111
Owens	36	1.2	3.4	23
Eddy	18	4.7	2.6	1
Munson	9	3.3	3.7	11
Walton	2	2.0	10.0	16
Maxwell	1	9.0	9.0	9
McCulloch	1	7.0	7.0	7
Lions	514	212.7	4.1	76
Opponents	362	115.2	3.2	28

Receiving	Rec	Yds	Avg	Lg	TD
Sanders	40	544	13.6	34	6
Walton	30	532	17.7	56	2
Farr	29	213	7.3	58	2
Taylor	27	261	9.7	42	2
McCulloch	15	278	18.5	44	4
Hughes	8	162	20.3	42	2
Triplet	6	52	8.6	15	0
Eddy	4	22	5.5	9	0
Owens	4	21	5.3	11	0
Brown	2	38	19.0	23	0
Cotton	1	6	6.0	6	0

Freitas	1	-8	-8.0	-8	0
Lions	167	2121	12.7	58	19
Opponents	193	2491	12.8	79	14

Passing	Att	Cmp	Yds	Cmp%	Avg	TD	Int	Int%	Lg	Sk/Y	Rtg
Landry	135	83	1072	61.0	7.8	9	6.6	5	3.4	58	28/198
Munson	159	84	1019	53.2	6.5	10	6.3	7	4.4	56	10/65
Lions	294	167	2121	56.8	7.2	19	6.5	12	4.1	58	36/264
Opponents	371	194	2491	52.3	6.7	14	3.8	28	7.6	79	23/195

Interceptions	Int	Yds	Avg	Lg	TD
LeBeau	9	96	10.7	43	0
Barney	7	168	24.0	49t	2
Weger	5	52	10.4	29t	1
Rasmussen	2	21	10.5	14	0
Luci	2	18	9.0	12	0
Hand	1	62	62.0	62t	1
Williams	1	0	0.0	0	0
Vaughn	1	0	0.0	0	0
Lions	28	247	14.9	62t	4
Opponents	12	174	14.5	42	1

Punting	Pnt	Yds	Avg	B
Weaver	62	2483	40.0	65
Lions	62	2483	40.0	65
Opponents	70	2736	39.1	58

Punt Returns	PR	FC	Yds	Avg	Lg	TD
Barney	25	3	259	10.4	65	1
Eddy	4	5	25	6.3	10	0
Vaughn	3	0	22	7.3	14	0
Walton	2	0	0	0.0	0	0
Lions	34	13	306	9.0	65	1
Opponents	29	12	113	3.9	24	0

Kickoff Returns	KR	Yds	Avg	Lg	TD
Williams	25	544	21.7	85t	1
Eddy	7	168	24.0	29	0
Vaughn	3	66	22.0	25	0
Barney	2	96	48.0	74	0
Owens	1	26	26.0	26	0
Walton	1	21	21.0	21	0
Maxwell	1	20	20.0	20	0
Mooney	1	12	12.0	12	0
Naumoff	2	6	3.0	6	0
Lions	43	959	22.3	85t	1
Opponents	67	1427	21.3	41	0

Field Goals	1-19	20-29	30-39	40-49	50+
Mann	8/8	2/3	3/5	4/7	3/6
Lions	8/8	2/3	3/5	4/7	3/6
Opponents	5/5	6/9	3/5	1/4	1/3

NFL Standings

NFC Central	W	L	T	Pct	Pts	OP	AFC Central	W	L	T	Pct	Pts	OP
Minnesota	12	2	0	.857	335	143	Cincinnati	8	6	0	.571	312	255
DETROIT	10	4	0	.714	347	202	Cleveland	7	7	0	.500	286	265
Chicago	6	8	0	.429	196	293	Pittsburgh	5	9	0	.357	210	272
Green Bay	6	8	0	.429	256	261	Houston	3	10	1	.231	217	352

NFC East

NFC East	W	L	T	Pct	Pts	OP	AFC East	W	L	T	Pct	Pts	OP
Dallas	10	4	0	.714	299	221	Baltimore	11	2	1	.846	321	234
NY Giants	9	5	0	.643	301	270	Miami	10	4	0	.714	297	228
St. Louis	8	5	1	.615	325	228	NY Jets	4	10	0	.286	255	286
Washington	6	8	0	.429	297	314	Buffalo	3	10	1	.231	204	337
Philadelphia	3	10	1	.231	241.2	332	Boston	2	12	0	.143	149	361

Dal defeated DET, 5-0, and SF defeated Min, 17-14, in AFC playoffs. Dal defeated SF, 17-10 for NFC title. Bal defeated Cin, 17-0, and Oak defeated Mia, 21-14, in AFC playoffs. Bal defeated Oak, 27-10 for AFC title. Bal defeated Dal, 16-13, for NFL title in SB V.

IN 1970: Four Kent State University students are slain by National Guardsmen at demonstration protesting incursion into Cambodia.



YEAR-BY-YEAR RESULTS

Detroitlions.com
Media.Detroitlions.com

1971

Record: 7-6-1, 2nd NFC Central

Date	W/L	Score
9/20	W	13-16
9/26	W	34-7
10/3	W	41-38
10/10	W	31-28
10/17	W	31-7
10/24	L	23-28
11/1	T	14-14
11/7	W	24-20
11/14	W	13-21
11/21	W	29-3
11/25	W	32-21
12/5	L	20-23
12/11	L	10-29
12/19	L	27-31

Opponent	Att
Minnesota	54,418
at New England	61,057
Atlanta	54,418
Green Bay	54,418
at Houston	45,895
Chicago	54,418
at Green Bay (MI)	47,961
at Denver	51,200
Los Angeles	54,418
at Chicago	55,049
Kansas City	54,418
Philadelphia	54,418
at Minnesota	49,784
at San Francisco	45,580

Usual Starters

Offense	Defense
WR 25 Earl McCulloch	LE 83 Jim Mitchell
LT 75 Jim Yarbrough	LT 77 Dick Eve
LG 63 Chuck Walton	RT 82 Jerry Rush
C 54 Ed Flanagan	RE 74 Larry Landry
RG 66 Bob Kowalkowski	LLB 50 Paul Nunnoff
RT 76 Rodne Freitas	MLB 53 Mike Lucci
TE 88 Charlie Sanders	RLB 55 Wayne Walker
WR 49 Larry Walton	LCB 20 Lem Barney
QB 11 Greg Landry	RCB 44 Dick LeBeau
RB 42 Albie Taylor	LS 28 Mike Weger
RB 36 Steve Owens	RS 48 Tom Vaughn

Pro Bowl Selections: Ed Flanagan (C), Greg Landry (QB), Mike Lucci (LB), Steve Owens (RB), Charlie Sanders (TE)

Team Statistics

Total First Downs	Det	Opp
Rushing	269	210
Passing	131	97
Penalty	104	99
Total Net Yards	34	14
Avg. Per Game	4577	3859
Total Plays	326.9	275.6
Avg. Per Play	862	756
Net Yards Rushing	5.3	5.1
Avg. Per Game	2376	1842
Total Rushes	169.7	131.6
Net Yards Passing	432	432
Avg. Per Game	2201	2017
Sacked/Yards Lost	157.2	144.1
Gross Yards	31/252	18/146
Att./Completions	24/53	21/63
Completion Pct.	295/157	306/163
Had Intercepted	52.5	53.3
Punts/Average	14	22
Penalties/Yards	42/41/7	58/40/2
Fumbles/Ball Lost	69/738	97/942
Touchdowns	35/19	22/11
Rushing	39	35
Passing	15	17
Returns	7	3

Points Scored

Lions	Opponents
01	02
70	117
52	105

Scoring

TD	Ru	Pa	PAT	FG	S	Pts
Mann	0	0	0	37/37	22/37	0
Owens	10	8	2	0	0/0	0
Taylor	5	4	1	0	0/0	0
Walton	5	0	5	0	0/0	0
Sanders	5	0	5	0	0/0	0
McCulloch	3	0	3	0	0/0	0
Landry	3	0	3	0	0/0	0
Jessie	2	0	2	0	0/0	0
Lucci	2	0	2	0	0/0	0
Farr	1	0	1	0	0/0	0
Barney	1	0	1	0	0/0	0
Bell	1	0	1	0	0/0	0
Weger	1	0	1	0	0/0	0
Walker	0	0	0	2/2	0/0	0
Lions	39	15	17	7	39/39	22/37
Opponents	35	15	17	7	39/35	19/25

Rushing

Att	Yds	Avg	Lg	TD
Owens	246	10.5	42	8
Taylor	174	7.36	36	4
Walton	76	5.30	70	3
Farr	22	6.4	2.9	14
Gipson	4	12	3.0	0
Munson	3	9	3.0	0
Triplet	4	4	1.0	0
Walker	1	0	0.0	0
Jessie	1	-7	-7.0	0
McCulloch	1	-7	-7.0	0
Lions	532	2376	4.5	52
Opponents	432	1842	4.3	41

Receiving

Att	Yds	Avg	Lg	TD
Owens	32	350	10.9	74t
Sanders	31	502	16.2	49t
L. Walton	30	491	16.4	60t
Taylor	26	270	10.4	34
McCulloch	21	552	26.3	76t
Cotton	6	88	14.7	34
Farr	5	60	12.0	29
Jessie	4	87	21.8	51
Hughes	1	32	32.0	32
Gipson	1	21	21.0	21
Lions	157	2453	15.6	78t
Opponents	163	2163	13.3	66

Passing	Att	Cmp	Yds	Cmp%	Avg	TD	TD%	Int%	Int	Lg	Sk/Y	Rtg
Landry	261	136	2237	52.1	8.57	16	6.1	13	5.0	76t	29/232	80.8
Munson	38	21	216	55.3	5.68	1	2.6	1	2.6	34	1/5	66.6
L. Walton	0	0	0	0.0	0.0	0	0.0	0	0.0	0	1/15	0.0
Lions	299	157	2453	52.5	8.20	17	5.7	14	4.7	76t	21/252	79.5
Opponents	306	163	2163	53.3	7.07	17	5.6	22	7.2	66	18/146	64.5

Interceptions	Int	Yds	Lg	TD
LeBeau	6	76	127	40
Edci	5	74	14.8	27t
Rasmussen	4	31	19	0
Barney	3	78	26.0	28t
Walker	2	12	6.0	8
Weger	1	16	16.0	16
Vaughn	1	8	8.0	8
Lions	22	295	13.4	40
Opponents	14	207	14.8	51

Punting	Pnt	Yds	Avg	Lg	B
Weaver	42	1752	41.7	63	2
Lions	42	1752	41.7	63	2
Opponents	58	2329	46.2	61	1

Punt Returns	PR	FC	Yds	Avg	Lg	TD
Barney	14	2	122	8.7	38	0
L. Walton	6	6	38	6.3	25	0
Vaughn	2	0	30	15.0	19	0
Thompson	1	0	4	4.0	4	0
Hughes	0	1	0	0.0	0	0
Lions	23	9	194	8.4	38	0
Opponents	18	6	111	6.2	15	0

Kickoff Returns	KR	Yds	Avg	Lg	TD
Jessie	16	470	29.4	102t	2
Barney	9	222	24.7	48	0
Clark	8	216	27.0	55	0
Gipson	5	105	21.0	27	0
Williams	4	112	28.0	40	0
Triplet	3	70	23.3	38	0
Person	2	26	13.0	15	0
Mooney	2	8	4.0	8	0
Lions	51	1233	24.2	102t	2
Opponents	70	1627	23.2	48	0

Field Goals	Mann	Opp	Opp	Opp	Opp
Lions	0/0	8/8	8/8	7/8	0/3
Opponents	1/1	10/10	9/10	8/11	1/1

NFL Standings	W	L	T	Pct.	Pts.	OP	AFC Central	W	L	T	Pct.	Pts.	OP
NFC Central	11	3	0	.786	245	139	Cleveland	9	5	0	.643	285	273
DETROIT	7	6	1	.538	341	286	Pittsburgh	6	8	0	.429	246	292
Chicago	6	8	0	.429	185	276	Houston	4	9	1	.308	251	330
Green Bay	4	6	2	.333	274	298	Cincinnati	4	10	0	.286	284	265
NFC East	11	3	0	.786	406	222	Miami	10	3	1	.769	315	174
Washington	9	4	1	.692	276	190	Baltimore	10	4	0	.714	313	140
Philadelphia	6	7	1	.462	221	279	New England	6	8	0	.429	328	325
St. Louis	4	9	1	.308	231	279	NY Jets	6	8	0	.429	212	299
NY Giants	4	10	0	.286	228	362	Buffalo	1	13	0	.071	184	394
NFC West	9	5	0	.643	300	216	Kansas City	10	3	1	.769	302	208
San Francisco	8	5	1	.615	313	260	Oakland	6	4	2	.667	344	278
Atlanta	7	6	1	.538	274	277	San Diego	6	8	0	.429	311	341
New Orleans	4	9	2	.333	266	347	Denver	4	9	1	.308	203	275

Dal defeated Min, 20-12, and SF defeated Was, 24-20, in NFC playoffs. Dal defeated SF, 14-3, for NFC title. Mia defeated KC, 27-24, and Dal defeated Cle, 20-3, in AFC playoffs. Dal defeated Bal, 21-0, for AFC title. Dal defeated Mia, 24-3, for NFL title in SB VI.

IN 1971: The 26th Amendment to the U. S. Constitution lowers voting age to 18.



YEAR-BY-YEAR RESULTS

Detroitlions.com
Media.Detroitlions.com

1972

Record: 8-5-1, 2nd NFC Central

Date	W/L	Score	Opponent	Att
9/17	W	30-16	NY Giants	54,418
9/24	L	10-34	Minnesota	54,418
10/1	W	38-24	at Chicago	55,701
10/8	W	26-23	at Atlanta	58,850
10/16	L	23-24	Green Bay	54,418
10/22	W	34-20	San Diego	54,371
10/30	L	24-28	at Dallas	65,378
11/5	W	14-0	Chicago	54,418
11/12	L	14-16	at Minnesota	49,784
11/19	W	27-14	New Orleans	53,752
11/23	W	37-20	NY Jets	54,418
12/3	L	7-33	at Green Bay	55,263
12/10	T	21-21	at Buffalo	41,583
12/17	W	34-17	at Los Angeles	71,761

Usual Starters

Offense	Defense
WR 89 Ron Jessie	LE 83 Jim Mitchell
LT 75 Jim Yarbrough	LT 70 Larry Woods
LG 63 Chuck Walton	RT 73 Bob Bell
C 54 Ed Flanagan	RE 74 Larry Hand
RG 66 Bob Kowalkowski	LLB 59 Paul Naumoff
RT 76 Rocky Freitas	MLB 53 Mike Lucci
TE 88 Charlie Sanders	RLB 55 Wayne Walker
WR 49 Larry Walton	LCB 20 Lem Barney
QB 11 Grey Landry	RCB 46 Rudy Redmond
RB 42 Albie Taylor	LS 28 Mike Weger
RB 36 Steve Owens	RS 44 Dick LeBeau

Pro Bowl Selections: Lem Barney (DB), Rocky Freitas (T)

Team Statistics

Team Statistics	Det	Opp
Total First Downs	240	239
Rushing	120	126
Passing	97	103
Penalty	23	10
3rd Down: Made/Att	88/183	82/195
3rd Down Pct.	48.1	42.1
Total Net Yards	415	428
Avg. Per Game	296.8	300.6
Total Plays	804	824
Avg. Per Play	5.2	5.2
Net Yards Rushing	2021	2204
Avg. Per Game	144.4	157.4
Total Rushes	473	491
Net Yards Passing	2134	2004
Avg. Per Game	152.4	143.1
Sacked/Yards Lost	26/149	21/142
Gross Yards	2283	2146
Att./Completions	305/155	312/171
Completion Pct.	50.8	54.6
Had Intercepted	18	12
Punts/Average	43/40.3	46/38.8
Penalties/Yards	48/417	86/703
Fumbles/Ball Lost	17/7	32/15
Touchdowns	40	34
Rushing	20	14
Passing	19	18
Returns	1	2

Points Scored

	Q1	Q2	Q3	Q4	OT	Pts
Lions	46	120	72	101	0	339
Opponents	41	86	72	91	0	290

Scoring

	TD	Ru	Pa	Rt	PAT	FG	S	Pts
Mann	0	0	0	0	30/39	20/29	0	98
Landry	9	9	0	0	0/0	0/0	0	54
Taylor	6	4	2	0	0/0	0/0	0	36
Walton	6	0	6	0	0/0	0/0	0	36
Owens	4	4	0	0	0/0	0/0	0	24
Jessie	4	0	4	0	0/0	0/0	0	24
Farr	3	3	0	0	0/0	0/0	0	18
Sanders	2	0	2	0	0/0	0/0	0	12
Barnes	1	0	1	0	0/0	0/0	0	6
Cotton	1	0	1	0	0/0	0/0	0	6
Hilton	1	0	1	0	0/0	0/0	0	6
Eddy	1	0	1	0	0/0	0/0	0	6
McCullough	1	0	1	0	0/0	0/0	0	6
Redmond	1	0	1	0	0/0	0/0	0	6
Zolfo	0	0	0	1/1	0/0	0/0	0	1
Lions	40	20	19	1	31/40	20/29	0	339
Opponents	34	14	18	2	32/34	18/34	0	290

Rushing

	Att	Yds	Avg	Lg	TD
Taylor	154	658	4.3	38t	4
Landry	81	524	6.5	38	9
Owens	143	519	3.6	18	4
Farr	62	216	3.5	22	3
Triplett	17	48	2.8	9	0
Zolfo	7	28	4.0	9	0
Eddy	8	28	3.5	10	0
Munson	1	0	0.0	0	0
Lions	473	2021	4.3	38t	20
Opponents	491	2204	4.5	43	14

Receiving

	Rec	Yds	Avg	Lg	TD
Taylor	29	250	8.6	40t	2
Sanders	27	416	15.4	38	2
Walton	24	485	20.3	38t	6
Jessie	24	424	17.7	82t	4
Owens	15	106	6.7	15	0
Farr	10	132	13.2	42	0
Cotton	8	129	16.1	25	1
Hilton	5	133	26.6	66t	1
McCullough	5	96	19.2	33	1
Barnes	4	58	14.5	17	1
Zolfo	5	46	9.2	38t	1
Eddy	2	14	7.0	17	0
Lions	155	2283	14.7	82t	19
Opponents	141	2146	12.5	58t	18

Passing	Att	Cmp	Yds	Cmp%	Avg	TD	Int%	Int%	Lg	Sk/Y	Rtg
Landry	268	134	2066	50.0	7.7	18	6.7	17	6.3	82t	25/149
Munson	35	20	194	57.1	5.5	1	2.9	1	2.9	29t	1/0
McCullough	1	1	23	100.0	23.0	0	0.0	0	0.0	23	0/0
Jessie	1	0	0	0.0	0.0	0	0.0	0	0.0	0	0/0
Lions	305	155	2283	50.8	7.4	19	6.2	18	5.9	82t	26/149
Opponents	312	171	2146	54.8	6.8	18	5.8	12	3.9	58t	21/142

Interceptions	Int	Yds	Avg	Lg	TD
Barney	3	88	29.3	64	0
Redmond	2	91	45.5	88t	1
Rasmussen	2	1	0.5	1	0
Lucci	1	4	4.0	0	0
Naumoff	1	0	0.0	0	0
Mitchell	1	0	0.0	0	0
C. Weaver	1	0	0.0	0	0
Lions	12	184	15.3	88t	1
Opponents	18	234	16.3	43	0

Punting	Pnt	Yds	Avg	Lg	B
Weaver	43	1734	40.3	55	0
Lions	43	1734	40.3	55	0
Opponents	46	1783	38.8	55	0

Punt Returns	PR	FC	Yds	Avg	Lg	TD
Barney	15	8	108	7.2	17	0
L. Walton	3	6	-8	-2.7	-1	0
Lions	18	14	100	5.6	26	0
Opponents	26	6	321	12.3	80t	1

Kickoff Returns	KR	Yds	Avg	Lg	TD
Jessie	23	558	24.3	62	0
Zolfo	26	616	23.7	49	0
Barney	1	17	17.0	17	0
Triplett	1	12	12.0	12	0
Orvis	1	5	5.0	5	0
L. Walton	0	96	0	0	0
Lions	52	1304	25.1	62	0
Opponents	68	1593	23.4	92t	1

Field Goals	1-19	20-29	30-39	40-49	50+
Mann	3/3	5/5	8/11	3/9	1/1
Lions	3/3	5/5	8/11	3/9	1/1
Opponents	4/4	5/5	6/10	3/14	0/1

NFL Standings	W	L	T	Pct	Pts	OP
NFC Central						
Green Bay	10	4	0	.714	304	226
DETROIT	8	5	1	.607	330	290
Minnesota	7	7	0	.500	301	252
Chicago	4	9	1	.321	225	275
NFC East						
Washington	11	3	0	.786	336	218
Dallas	10	4	0	.714	319	240
NY Giants	8	6	0	.571	331	247
St. Louis	4	9	1	.321	193	303
Philadelphia	2	11	1	.179	145	352
NFC West						
San Francisco	8	5	1	.607	353	249
Atlanta	8	7	0	.500	369	274
Los Angeles	6	7	1	.464	291	286
New Orleans	2	11	1	.179	215	361
AFC Central						
Pittsburgh	11	3	0	.786	343	175
NY Jets	10	4	0	.714	268	249
Baltimore	8	6	0	.571	299	229
Cincinnati	1	13	0	.071	164	380
AFC East						
Miami	14	0	0	1.000	385	171
NY Jets	7	7	0	.500	367	324
Baltimore	5	9	0	.357	235	252
Buffalo	4	9	1	.321	257	377
New England	3	11	0	.214	192	446
AFC West						
Oakland	10	3	1	.750	365	248
Kansas City	8	6	0	.571	287	254
Denver	5	9	0	.357	325	350
San Diego	4	9	1	.321	264	344

Dal. defeated SF, 30-26, and Was. defeated GB, 16-3, in AFC playoffs. Was. defeated Dal, 26-3, for NFC title. Mia. defeated Cle, 20-14, and Pitt. defeated Oak, 13-7, in AFC playoffs. Mia. defeated Pitt, 21-17, for AFC title. Mia. defeated Was., 14-7, for NFL title in SB VII.

IN 1972: Five men are apprehended by police in attempt to bug Democratic National Committee headquarters in Washington D.C.'s Watergate complex.



YEAR-BY-YEAR RESULTS

Detroitlions.com
Media.Detroitlions.com

1973

Record: 6-7-1, 2nd NFC Central

Date	W/L	Score	Opponent	Att
9/16	L	10-24	at Pittsburgh	48,913
9/23	T	13-13	at Green Bay	56,267
10/1	W	31-6	Atlanta	54,418
10/7	L	9-23	Minnesota	54,418
10/14	L	13-20	at New Orleans	57,810
10/21	L	27-29	Baltimore	53,888
10/28	W	34-0	Green Bay	53,859
11/4	W	30-0	San Francisco	54,348
11/11	L	7-28	at Minnesota	48,503
11/18	W	30-7	at Chicago	55,701
11/22	L	0-20	Washington	54,418
12/2	W	20-16	at St. Louis	47,712
12/9	W	40-7	Chicago	52,641
12/15	L	7-34	at Miami	80,047

Usual Starters

Offense

WR	89	Ron Jessie
LT	75	Jim Yarbrough
LG	60	Guy Dennis
C	54	Ed Flanagan
RG	86	Bob Kowalkowski
RT	76	Rockne Freitas
TE	88	Charlie Sanders
WR	49	Larry Walton
QB	11	Greg Landry (7)
QB	19	Bill Munson (7)
RB	42	Altie Taylor
RB	36	Steve Owens

Defense

LE	82	Ken Sanders
LT	80	Herb Onis
RT	73	Bob Bell
RE	74	Larry Hand
LLB	59	Paul Raulo
MLB	53	Mike Lucci
RLB	59	Charlie Weaver
LB	20	Lem Barney
RCB	23	Levi Johnson
LS	28	Mike Weger
RS	26	Dick Jauron

Pro Bowl Selections: Lem Barney (DB), Ed Flanagan (C)

Team Statistics

Total First Downs	Det	Opp
Rushing	237	245
Passing	122	127
Penalty	104	98
3rd Down Made/Att	67/187	71/190
3rd Down Pct.	35.8	37.4
Total Net Yards	4046	3905
Avg. Per Game	289.0	278.9
Total Plays	850	866
Avg. Per Play	4.7	4.5
Net Yards Rushing	2133	2117
Avg. Per Game	152.4	151.2
Total Rushes	486	501
Net Yards Passing	1913	1788
Avg. Per Game	136.6	127.7
Sacked/Yards Lost	27/192	33/270
Gross Yards	2105	2058
Att./Completions	327/171	332/173
Completion Pct.	52.3	52.1
Had Intercepted	19	22
Punts/Average	54/43.2	65/41.5
Penalties/Yards	68/584	68/584
Fumbles/Ball Lost	30/14	31/11
Touchdowns	30	26
Rushing	17	10
Passing	12	15
Returns	1	1

Points Scored

Lions	54
Opponents	55

Scoring

TD	Ru	Pa	Rt	PAT	FG	S	Pts
Mann	0	0	0	0	14/14	8/14	0
O'Brien	0	0	0	0	0/0	0/0	0
Taylor	5	5	0	0	0/0	0/0	30
L. Walton	5	1	4	0	0/0	0/0	30
Mel Farr	4	4	0	0	0/0	0/0	24
Jessie	4	1	3	0	0/0	0/0	24
Owens	3	3	0	0	0/0	0/0	18
Landry	2	2	0	0	0/0	0/0	12
C. Sanders	2	0	2	0	0/0	0/0	12
Barnes	1	0	1	0	0/0	0/0	6
Crosswhite	1	1	0	0	0/0	0/0	6
Hilton	1	0	1	0	0/0	0/0	6
Jauron	1	0	1	0	0/0	0/0	6
McCullough	1	0	1	0	0/0	0/0	6
Lions	30	17	12	1	28/28	21/33	0
Opponents	26	10	15	1	25/26	22/31	0

Rushing

Att	Yds	Avg	Lg	TD
Taylor	176	71.9	41	34
Owens	113	40.1	35	16
Mel Farr	97	37.3	3.8	24
Landry	42	26.7	6.4	18
Hooks	19	11.0	5.8	24
L. Walton	5	10.0	20.0	57.1
Munson	10	3.3	3.3	11
Zolfo	11	3.3	3.0	8
Jessie	5	3.1	6.2	17
Crosswhite	11	3.0	2.7	5
H. Weaver	1	18	18.0	18
McCullough	2	12	6.0	13
Barney	2	9	4.5	7
C. Sanders	1	-1	-1.0	-1
Capelman	1	-2	-2.0	-2
Lions	496	2133	4.3	57.1
Opponents	501	2117	4.2	35

Receiving

Rec	Yds	Avg	Lg	TD
C. Sanders	28	43.3	15.5	54
Taylor	27	25.2	9.3	35
Mel Farr	26	18.3	7.0	27
Owens	24	23.2	9.7	30
L. Walton	22	30.9	14.0	49.4
Jessie	20	36.4	18.2	84.4
McCullough	9	17.9	19.9	42

Opponents

Hilton	6	70	11.7	31	1
Barnes	3	43	14.3	23.1	1
Zolfo	2	16	8.0	8	0
O'Brien	2	14	7.0	9	0
Hooks	1	6	6.0	6	0
Crosswhite	1	4	4.0	4	0
Lions	171	2105	12.3	84.4	12
Opponents	173	2058	11.9	66.1	15

Passing

Att	Cmp	Yds	Cmp%	Avg	TD	Int	Lg	Sk/Y	Rtg
Munson	187	95	1129	50.8	6.0	9	4.8	8	67.7
Landry	128	70	908	54.7	7.0	3	2.3	10	7.8
Capelman	11	5	33	45.5	3.0	0	0.0	1	9.1
Zolfo	1	1	35	100.0	35.0	0	0.0	0	35.0
Lions	327	171	2105	52.3	6.4	12	3.7	19	8.4
Opponents	332	173	2058	52.1	6.1	15	4.5	22	6.6

Interceptions

Int	Yds	Avg	Lg	TD
Johnson	5	82	16.4	38
Jauron	4	208	52.0	95.1
Barney	4	130	32.5	38
Lucci	4	50	12.5	21
C. Weaver	2	32	16.0	27
Weger	2	20	10.0	12
Miller Farr	1	0	0.0	0
Lions	22	522	23.7	95.1
Opponents	19	171	9.0	30

Punting

Pnt	Yds	Avg	Lg	TD
H. Weaver	54	2333	43.2	66
Lions	54	2333	43.2	66
Opponents	65	2700	41.5	58

Punt Returns

PR	FC	Yds	Avg	Lg	TD
Barney	27	7	231	8.6	42
Jauron	6	4	49	8.2	16
L. Walton	1	1	9	9.0	9
Teal	1	1	0	0.0	0
Lions	35	12	289	8.3	42
Opponents	30	6	166	5.5	26

Kickoff Returns

KR	Yds	Avg	Lg	TD
Taylor	17	405	23.8	33
Jessie	12	295	24.6	60
Thrower	6	154	25.7	36
Johnson	3	54	18.0	23
Hooks	3	51	17.0	21
Barney	2	52	26.0	26
Jolly	1	28	28.0	28
Jolly	1	15	15.0	15
Barnes	1	7	7.0	7
Dennis	1	0	0.0	0
Germany	1	0	0.0	0
C. Weaver	1	0	0.0	0
Lions	50	1061	21.2	60
Opponents	58	1220	21.0	67

Field Goals

W	L	T	Pct	Pts	Opp
Mann	2/2	2/3	7/9	1/4	1/1
O'Brien	2/2	1/3	5/6	0/2	0/1
Lions	4/4	3/6	12/15	1/6	1/2
Opponents	4/4	10/10	5/10	3/7	0/0

NFL Standings

NFC Central	W	L	T	Pct	Pts	Opp
Minnesota	12	2	0	.857	296	168
Detroit	6	7	1	.464	241	247
Green Bay	5	7	2	.429	202	259
Chicago	3	11	0	.214	195	334
AFC East	W	L	T	Pct	Pts	Opp
Dallas	10	4	0	.714	382	203
Washington	10	4	0	.714	325	198
Philadelphia	5	8	1	.393	310	293
St. Louis	4	9	1	.321	286	365
NF Giants	2	11	1	.179	226	362
NFC West	W	L	T	Pct	Pts	Opp
Los Angeles	12	2	0	.857	388	178
Atlanta	9	5	0	.643	318	224
New Orleans	5	9	0	.357	262	319
San Francisco	5	9	0	.357	313	312

Min defeated Was, 27-20, and Dal defeated LA, 33-16, in NFC playoffs. Min defeated Dal, 27-10, for NFC title. Mia defeated Cin, 34-16, and Oak defeated Pitt, 37-16, in AFC playoffs. Mia defeated Oak, 27-10, for AFC title. Mia defeated Min, 24-7, for NFL title in SB VII.

IN 1973: Secretariat becomes the first horse in 25 years to capture the Triple Crown.



YEAR-BY-YEAR RESULTS

Detroitlions.com
Media.Detroitlions.com

1974

Record: 7-7, 2nd NFC Central

Date	W/L	Score	Opponent	Att
9/15	L	9-17	at Chicago	55,202
9/22	L	6-7	Minnesota	49,703
9/29	L	19-21	at Green Bay (MI)	47,292
10/6	L	13-16	at Los Angeles	64,987
10/14	W	17-13	San Francisco	48,796
10/20	W	20-16	at Minnesota	48,501
10/27	W	19-17	Green Bay	54,418
11/3	L	19-14	New Orleans	49,127
11/10	L	13-35	at Oakland	54,020
11/17	W	20-19	NW Giants	45,899
11/24	W	34-17	Chicago	47,376
11/28	L	27-31	Denver	53,314
12/8	W	23-19	at Cincinnati	59,575
12/15	L	17-28	Philadelphia	66,052

Usual Starters

Offense	Defense
WR 89 Ron Jessie	DE 82 Ken Sanders
LT 75 Jim Yarbrough	LT 80 Herb Davis
LG 63 Chuck Walton	RT 83 Jim Mitchell
C 54 Ed Flanagan	RE 74 Larry Hand
RG 66 Bob Kowalkowski	LLB 50 Paul Naumoff
RB 76 Rodree Freitas	MLB 52 Jim Laslavic
TE 88 Charlie Sanders	RLB 59 Charlie Weaver
WR 49 Larry Walton	LCB 20 Lem Barney
QB 19 Bill Munson	RCB 23 Lew Johnson
RB 36 Steve Owens	LB 40 Charlie West
DB 30 Jim Hooks	RS 26 Dick Jaaron

Pro Bowl Selections: Dick Jaaron (DB), Charlie Sanders (TE)

Team Statistics

	Det	Opp
Total First Downs	211	270
Rushing	88	127
Passing	114	124
Penalty	9	19
3rd Down Made/Att	63/177	69/202
3rd Down Pct.	35.6	34.2
Total Net Yards	3653	4338
Avg. Per Game	260.9	309.9
Total Plays	809	915
Avg. Per Play	4.5	4.7
Net Yards Rushing	1433	2102
Avg. Per Game	102.4	150.1
Total Rushes	397	486
Net Yards Passing	2220	2236
Avg. Per Game	158.6	159.7
Sacked/Yards Lost	35/255	24/187
Gross Yards	2475	2423
Att./Completions	377/216	405/219
Completion Pct.	57.3	54.1
Had Intercepted	17	11
Punts/Per Game	73/38.2	62/37.2
Penalties/Yards	86/719	71/566
Fumbles/Ball Lost	14/6	25/14
Touchdowns	27	30
Rushing	13	17
Passing	11	13
Returns	3	0

Points Scored

	Q1	Q2	Q3	Q4	OT	Pts
Lions	39	80	53	84	-	256
Opponents	40	86	93	51	-	270

Scoring

	TD	Ru	Pa	Rt	PAT	FG	S	Pts
Mann	0	0	0	0	23/26	23/32	0	92
Taylor	6	5	1	0	0/0	0/0	0	36
Jessie	4	1	3	0	0/0	0/0	0	24
Johnson	3	0	0	0	0/0	0/0	0	18
Owens	3	3	0	0	0/0	0/0	0	18
C. Sanders	3	0	3	0	0/0	0/0	0	18
L. Walton	3	0	3	0	0/0	0/0	0	18
Crosswhite	1	1	0	0	0/0	0/0	0	6
Jones	1	1	0	0	0/0	0/0	0	6
Landry	1	1	0	0	0/0	0/0	0	6
Munson	1	1	0	0	0/0	0/0	0	6
Pickard	1	0	1	0	0/0	0/0	0	6
Mitchell	0	0	0	0	0/0	0/0	1	5
Lions	27	13	11	3	23/27	23/32	1	256
Opponents	30	17	13	0	28/30	20/32	0	270

Rushing

	Att	Yds	Avg	Lg	TD
Taylor	150	532	3.5	27	5
Owens	97	374	3.9	27	3
Jones	32	147	4.6	21	1
Hooks	44	143	3.3	17	0
Landry	22	95	4.3	19	1
Crosswhite	12	49	4.1	9	1
Munson	18	40	2.2	9	1
Bussey	9	22	2.4	9	0
Jessie	6	17	2.8	18t	1
Zofko	3	6	2.0	3	0
Pickard	1	5	5.0	5	0
L. Walton	2	3	1.5	10	0
Wyche	1	0	0.0	0	0
Lions	397	1433	3.6	27	13
Opponents	486	2102	4.3	64	17

Receiving

	Rec	Yds	Avg	Lg	TD
Jessie	54	761	14.1	46	3
C. Sanders	42	532	12.7	47	3
L. Walton	31	404	13.0	48	3
Taylor	30	293	9.8	34	1
Owens	24	158	6.6	13	0
Hooks	53	9	5.9	19	0
Pickard	8	88	11.0	18	1
Jones	4	35	8.8	15	0
Bussey	4	24	6.0	8	0
Jarvis	3	87	29.0	56	0

Crosswhite	3	31	10.3	13	0
Zofko	3	15	5.0	8	0
Munson	1	6	6.0	6	0
Lions	216	2475	11.5	56	11
Opponents	219	2423	11.1	73	13

Passing	Att	Cmp	Yds	Cmp%	Avg	TD	Int%	Int%	Lg	Sk/Y	Rtg	
Munson	292	166	1874	56.8	6.42	8	27	7	24	56	24/72	75.2
Landry	82	49	572	59.8	6.95	3	37	3	37	45	11/83	77.9
Walton	2	1	29	50.0	14.50	0	0	0	0	29	0/0	104.2
Wyche	1	0	0	0.0	0.00	0	0	1	100.0	0	0/0	414.6
Lions	377	216	2475	57.3	6.56	11	29	11	29	56	39/255	69.9
Opponents	405	219	2423	54.1	5.98	13	32	17	42	73	24/187	65.3

Interceptions	Int	Yds	Avg	Lg	TD
Johnson	5	138	27.8	55t	2
Barney	4	61	15.3	39	0
C. Weaver	3	4	1.3	3	0
Jaaron	1	26	26.0	26	0
Davis	1	14	14.0	14	0
Laslavic	1	14	14.0	14	0
Naumoff	1	8	8.0	8	0
West	1	0	0.0	0	0
Lions	17	266	15.6	55t	2
Opponents	11	149	13.5	37	0

Punting	Pnt	Yds	Avg	Lg	B
H. Weaver	72	2772	38.5	61	2
Mann	1	18	18.0	18	0
Lions	73	2790	38.2	61	2
Opponents	62	2304	37.2	48	4

Punt Returns	PR	FC	Yds	Lg	TD
Jaaron	17	7	286	16.8	0
West	6	0	32	5.3	8
Davis	5	0	62	12.4	34
Barney	5	1	37	7.4	11
Capria	1	2	12	12.0	12
Lions	34	10	429	12.6	58
Opponents	37	10	275	7.4	45

Kickoff Returns	KR	Yds	Avg	Lg	TD
Jones	38	927	24.4	58	0
Jarvis	5	90	18.0	23	0
Bussey	5	59	11.8	21	0
West	4	71	17.8	25	0
Jessie	2	55	27.5	31	0
Jaaron	2	21	10.5	21	0
Zofko	2	19	9.5	17	0
L. Walton	1	22	22.0	22	0
Dennis	1	18	18.0	18	0
Crosswhite	1	11	11.0	11	0
Johnson	1	0	0.0	0	0
Lions	62	1293	20.9	59	0
Opponents	60	1256	20.9	52	0

Field Goals	1-19	20-29	30-39	40-49	50+
Mann	0/0	6/8	13/15	4/8	0/1
Lions	0/0	6/8	13/15	4/8	0/1
Opponents	2/2	5/6	6/7	7/15	0/1

NFL Standings

NFC Central	W	L	T	Pct.	Pts.	OP	AFC Central	W	L	T	Pct.	Pts.	OP
Minnesota	10	4	0	.714	310	195	Pittsburgh	10	3	0	.750	305	189
DETROIT	7	7	0	.500	256	270	Cincinnati	7	7	0	.500	236	282
Green Bay	6	8	0	.429	210	206	Houston	7	7	0	.500	283	259
Chicago	4	10	0	.286	152	279	Cleveland	4	10	0	.286	251	344

NFC East

NFC East	W	L	T	Pct.	Pts.	OP	AFC East	W	L	T	Pct.	Pts.	OP
St. Louis	10	4	0	.714	285	218	Miami	11	3	0	.786	327	216
Washington	10	4	0	.714	320	196	Buffalo	9	5	0	.643	264	244
Dallas	8	6	0	.571	297	235	New England	7	7	0	.500	348	289
Philadelphia	7	7	0	.500	242	217	NY Jets	7	7	0	.500	279	300
NY Giants	2	12	0	.143	195	299	Baltimore	2	12	0	.143	190	329

NFC West

NFC West	W	L	T	Pct.	Pts.	OP	AFC West	W	L	T	Pct.	Pts.	OP
Los Angeles	10	4	0	.714	263	181	Oakland	12	2	0	.857	355	228
San Francisco	6	8	0	.429	226	236	Denver	7	6	1	.538	302	294
New Orleans	5	9	0	.357	166	263	Kansas City	5	9	0	.357	233	293
Atlanta	3	11	0	.214	111	271	San Diego	5	9	0	.357	212	285

Min defeated StL, 30-14, and LA defeated Was, 19-10, in NFC playoffs. Min defeated LA, 14-10, for NFC title. Pit defeated Buf, 32-14, and Oak defeated Mia, 28-26, in AFC playoffs. Pit defeated Oak, 24-13, for AFC title. Pit defeated Min, 16-6, for NFL title in SB IX.

IN 1974: Richard M. Nixon becomes the first U.S. President to resign from office.



YEAR-BY-YEAR RESULTS

Detroitlions.com
Media.Detroitlions.com

1975

Record: 7-7, 2nd NFC Central

Date	W/L	Score	Opponent	Att
9/21	W	30-16	at Green Bay (MI)	50,781
9/28	W	17-14	at Atlanta	45,218
10/6	L	10-36	Dallas	79,784*
10/12	W	27-7	Chicago	74,032
10/19	L	19-25	at Minnesota	47,872
10/26	L	8-24	at Houston	46,904
11/2	W	29-17	at San Francisco	43,209
11/9	W	21-10	Cleveland	75,283
11/16	W	13-10	Green Bay	76,946
11/23	L	21-20	at Kansas City	55,161
11/27	L	0-20	Los Angeles	69,552
12/7	L	21-25	at Chicago	37,772
12/14	W	17-10	Minnesota	73,130*
12/21	L	13-24	St. Louis	54,656

* Silverdome sellout

Usual Starters

Offense	Defense
WR 45 Ray Jarvis	LE 82 Ken Sanders
LT 75 Jim Yarbrough	LT 80 Herb Orvis
LG 62 Lynn Boden	RT 74 Larry Hand
C 63 Jon Morris	RE 70 Billy Howard
RG 66 Bob Kowalkowski	LLB 50 Paul Naumoff
RT 76 Rockne Freitas	MLB 52 Jim Laslavic
TE 88 Charlie Sanders	RLB 59 Charlie Weaver
WR 43 Marlin Briscoe	LEB 20 Lem Barney
QB 14 Joe Reed	RCB 23 Lewi Johnson
RB 24 Dexter Bussey	OLB 40 Charlie West
RB 42 Althea Taylor	RS 26 Dick Jauron

Pro Bowl Selections: Lem Barney (DB), Charlie Sanders (TE)

Total Statistics

Team	Det	Opp
Total First Downs	241	255
Rushing	111	100
Passing	111	116
Penalty	19	19
Total Net Yards	4064	4000
Avg. Per Game	290.2	285.7
Total Plays	935	878
Avg. Per Play	4.3	4.6
Net Yards Rushing	2147	1929
Avg. Per Game	153.4	137.8
Total Rushes	532	480
Net Yards Passing	2240	2377
Avg. Per Game	160.0	169.8
Sacked/Yards Lost	41/233	38/306
Gross Yards		
Att./Completions	362/183	360/181
Completion Pct.	50.6	50.3
Had Intercepted	12	20
Punts/Average	81/41.9	80/36.9
Penalties/Yards	95/838	95/784
Fumbles/Ball Lost	28/18	30/17
Touchdowns	29	31
Rushing	10	12
Passing	15	16
Returns	4	3

Points Scored

Lions	Opponents
54	49
47	53
94	95
64	64
0	246
3	262

Scoring

Player	TD	Ru	Pa	Yds	PAT	FG	S	Pts
Mann	0	0	0	0	25/29	14/21	0	67
Briscoe	4	4	0	0	0/0	0/0	0	24
Bussey	4	2	2	0	0/0	0/0	0	24
Jarvis	4	0	4	0	0/0	0/0	0	24
Taylor	4	4	0	0	0/0	0/0	0	24
Sanders	3	2	0	0	0/0	0/0	0	24
King	2	2	0	0	0/0	0/0	0	12
Staggers	2	0	2	0	0/0	0/0	0	12
Ball	1	0	0	1	0/0	0/0	0	6
Davis	1	0	0	1	0/0	0/0	0	6
Johnson	1	0	0	1	0/0	0/0	0	6
O'Neill	1	0	0	1	0/0	0/0	0	6
Reed	1	1	0	0	0/0	0/0	0	6
B. Thompson	1	1	0	0	0/0	0/0	0	6
Pice	0	0	0	0	0/0	0/0	0	2
Lions	29	10	15	4	25/29	14/21	1	245
Opponents	31	12	16	3	26/31	16/23	1	262

Rushing

Player	Yds	Avg	Lg	TD
Bussey	157	6.96	4.4	32
Taylor	195	6.58	3.3	24
B. Thompson	51	2.68	5.3	46
King	61	2.60	4.3	26
Reed	34	1.93	5.7	22
Landry	20	9.2	4.6	14
Staggers	2	26	13.0	4
Jarvis	1	0	0.0	0
Munson	4	-3	-0.8	2
Briscoe	4	-3	-0.7	6
Hooks	2	-8	-2.0	3
L. Thompson	1	-12	-12.0	-12
Lions	532	2147	4.0	46
Opponents	480	1929	4.0	57

Receiving

Player	Yds	Avg	Lg	TD
Sanders	37	4.86	13.1	32
Jarvis	29	5.01	17.3	62
Briscoe	22	3.47	15.6	68
Taylor	21	11.1	5.3	17
B. Thompson	19	12.2	6.4	22
Bussey	14	17.5	12.5	69
Staggers	14	17.4	12.4	23
King	13	8.1	6.2	22
Farmer	6	8.6	14.3	22
Franklin	5	10.9	21.8	36
McMakin	2	4.3	21.5	30

1 5 5.0 5 0

183 2240 12.3 554 15

Lions 181 2377 13.1 561 16

Opponents

Passing

Att Cmp Yds Cmp%

191 86 1181 45.0

109 65 626 59.6

56 31 403 55.4

2 1 30 50.0

2 0 0 0.0

1 0 0 0.0

1 0 0 0.0

362 183 2240 50.6

360 181 2377 50.3

Opponents

Interceptions

Barney

Jauron

Johnson

Laslavic

Naumoff

Davis

Hand

Weaver

Weger

Lions

Opponents

Punting

Weaver

Mann

Lions

Opponents

Punt Returns

West

Barney

Jauron

Lions

Opponents

Kickoff Returns

B. Thompson

L. Thompson

King

Weger

West

Bussey

Hooks

Dunlap

Hennigan

Dennis

Lions

Opponents

Field Goals

Mann

Lions

Opponents

NFL Standings

NFC Central

W L T Pct Pts OP

Minnesota 12 2 0 .857 377 180

Detroit 7 7 0 .500 245 262

Chicago 4 10 0 .286 191 379

Green Bay 4 10 0 .286 226 285

NFC East

St. Louis 11 3 0 .786 356 276

Dallas 10 4 0 .714 350 268

Washington 8 6 0 .571 325 276

NY Giants 5 9 0 .357 216 306

Philadelphia 4 10 0 .286 225 302

NFC West

Los Angeles 12 2 0 .857 312 135

San Francisco 5 9 0 .357 255 286

Atlanta 4 10 0 .286 240 289

New Orleans 2 12 0 .143 165 360

AFC Central

Pittsburgh 12 2 0 .857 373 162

Cincinnati 11 3 0 .786 340 246

Houston 10 4 0 .714 293 226

Cleveland 3 11 0 .214 218 372

AFC East

Baltimore 10 4 0 .714 395 269

Miami 10 4 0 .714 357 222

Buffalo 8 6 0 .571 420 355

New England 3 11 0 .214 258 433

AFC West

Oakland 11 3 0 .786 375 255

Denver 6 8 0 .429 254 307

Kansas City 5 9 0 .357 282 341

San Diego 2 12 0 .143 189 345

Dal defeated Min, 17-14, and LA defeated StL, 35-23, in AFC playoffs. Dal defeated LA, 37-7, for NFC title. Pit defeated Bal, 28-10, and Oak defeated Cin, 31-23, in AFC playoffs. Pit defeated Oak, 16-10, for NFL title. Pit defeated Bal, 21-17, for NFL title in SB X.

IN 1975: "One Flew Over the Cuckoo's Nest" sweeps the Oscars for Best Picture, Director (Milos Forman), Actor (Jack Nicholson) and Actress (Louise Fletcher).



YEAR-BY-YEAR RESULTS

Detroitlions.com
Media.Detroitlions.com

1976

Record: 6-8, 3rd NFC Central

Date	W/L	Score	Opponent	Att
9/12	L	3-10	at Chicago	54,125
9/19	W	24-10	Atlanta	50,840
9/26	L	9-10	Minnesota	77,292*
10/3	L	14-24	at Green Bay	55,041
10/10	W	30-10	New England	60,174
10/17	L	7-20	at Washington	45,906
10/24	W	41-14	at Seattle	61,280
10/31	W	27-6	Green Bay	74,992
11/7	L	23-31	at Minnesota	46,735
11/14	L	16-17	at New Orleans	42,048
11/21	W	14-10	Chicago	78,042*
11/25	W	27-14	Buffalo	66,875
12/1	L	10-24	at NY Giants	66,068
12/11	W	17-20	Los Angeles	73,470

* Silverdome sellout

Usual Starters

Offense	Defense
WR 45 Ray Jarvis	LE 82 Ken Sanders
LT 71 Craig Hertwig	LT 83 Jim Mitchell
LG 62 Lynn Boden	RT 74 Larry Hand
C 63 Jon Morris	RE 70 Billy Howard
RG 66 Bob Kowalkowski	LLB 50 Paul Naumoff
RT 76 Rockne Freitas	MLB 52 Jim Laslavic
TE 88 Charlie Sanders	RLB 59 Charlie Weaver
QB 49 Larry Walton	LEB 20 Lem Barney
OB 11 Greg Landry	KCB 23 Lew Johnson
RB 24 Dexter Bussey	RCB 40 Charlie West
RB 25 Horace King	RS 28 James Hunter

Pro Bowl Selections: Lem Barney (DB), Charlie Sanders (TE)

Team Statistics

	Det	Opp
Total First Downs	259	191
Rushing	123	94
Passing	120	76
Penalty	16	21

3rd Down Pct.

Total Net Yards	4353	3587
Avg. Per Game	311	256
Total Plays	939	837
Avg. Per Play	4.6	4.2
Net Yards Rushing	2213	1901
Avg. Per Game	158	136
Total Rushes	516	486
Net Yards Passing	2140	1686
Avg. Per Game	153	120
Sacked/Yards Lost	67/490	28/218
Gross Yards	356/201	313/137
Att./Completions	56/5	43/8
Completion Pct.	24	12
Had Intercepted	24	12
Punts/Average	84/39.0	83/40.6
Penalties/Yards	97/819	80/700
Fumbles/Ball Lost	38/21	27/15
Touchdowns	32	25
Rushing	9	13
Passing	20	11
Returns	5	1

Points Scored	01	02	03	04	OT	Pts
Lions	49	58	34	81	-	220
Opponents	27	50	78	65	-	220

Scoring	TD	Ru	Pa	Rt	PAT	FG	S	Pts
Ricardo	0	0	0	0	19/21	10/14	0	49
Sanders	5	0	5	0	0/0	0/0	0	30
Janvis	5	0	5	0	0/0	0/0	0	30
D. Hill	5	0	5	0	0/0	0/0	0	30
Gaines	5	4	1	0	0/0	0/0	0	30
Mann	0	0	0	0	9/10	4/10	0	21
Bussey	3	3	0	0	0/0	0/0	0	18
Walton	3	0	3	0	0/0	0/0	0	18
Landry	1	1	0	0	0/0	0/0	0	6
Reed	1	1	0	0	0/0	0/0	0	6
Gaines	1	0	1	0	0/0	0/0	0	6
Hunter	1	0	0	1	0/0	0/0	0	6
Johnson	1	0	0	1	0/0	0/0	0	6
Barney	1	0	0	1	0/0	0/0	0	6
Lions	32	9	20	3	28/31	14/24	0	261
Opponents	25	13	11	1	25/25	15/28	0	220

Rushing	Att	Yds	Avg	Lg	TD
Bussey	196	858	4.4	46	3
Gaines	155	659	4.3	26	4
King	93	325	3.5	22	0
Landry	43	234	5.4	28	1
Reed	11	63	5.7	14	1
B. Thompson	13	42	3.2	9	0
Lions	516	2213	4.3	46	9
Opponents	496	1901	3.8	56	13

Receiving	Rec	Yds	Avg	Lg	TD
Janvis	39	822	21.1	74	5
Sanders	35	545	15.6	34	5
Bussey	28	218	7.8	27	0
Gaines	23	130	5.7	24	1
King	21	163	7.8	19	0
Walton	20	293	14.7	28	3
D. Hill	19	249	13.1	27	5
Lions	201	2140	10.7	74	20
Opponents	137	1686	12.3	69	11

Player	Att	Cmp	Cmp%	Yds	Avg	TD	Int%	Lg	SKY	Rtg
Landry	291	168	57.7	2,191	7.53	17	5.8	8	74	55.397
Reed	62	32	51.6	425	6.85	3	4.8	3	57	12.953
Weaver	2	1	50.0	14	7.00	0	0.0	0	14	0.0

Hill	1	0	0.0	0	0.0	0	0.0	1	100.0	0	0.0	0.0
Lions	356	201	56.5	2,630	7.39	20	5.6	12	3.4	74	67/490	84.6
Opponents	313	137	43.8	1,904	7.39	11	3.5	24	7.7	69	28/218	43.1

Interceptions	Int	Yds	Avg	Lg	TD
Hunter	7	120	17.1	39	1
Johnson	6	206	-	76	1
Barney	2	62*	-	26	1
C. Weaver	2	24	12.0	19	0
Laslavic	2	13	6.5	13	0
Lions	24	445	18.5	76	3
Opponents	12	121	10.1	na	0

*Includes lateral yardage

Punting	Pnt	Yds	Avg	Lg	B
Weaver	83	3280	39.5	69	1
Ricardo	1	16	16.0	16	0
Lions	84	3296	39.0	69	1
Opponents	63	3370	40.6	64	0

Punt Returns	PR	FC	Yds	Avg	Lg	TD
Barney	23	22	191	8.3	84	0
West	3	2	9	3.0	59	0
Hunter	4	0	7	2.3	5	0
Napel	1	0	0	0.0	-	0
Lions	31	24	207	6.1	30	0
Opponents	39	15	287	7.1	23	0

Kickoff Returns	KR	Yds	Avg	Lg	TD
Hunter	14	375	26.8	84	0
West	22	431	19.6	59	0
B. Thompson	5	86	17.2	32	0
King	3	63	21.0	26	0
Lions	47	987	21.0	84	0
Opponents	55	1188	21.6	68	0

Field Goals	1-19	20-29	30-39	40-49	50+
Ricardo	1/1	3/4	3/3	3/6	0/0
Mann	0/0	1/2	2/3	1/4	0/1
Lions	1/1	4/6	5/6	4/10	0/1
Opponents	0/0	1/2	8/10	6/13	0/3

NFL Standings	W	L	T	Pct	Pts	OP	AFC Central	W	L	T	Pct	Pts	OP
NFC Central	11	2	1	.821	305	176	Pittsburgh	10	4	0	.714	342	138
Chicago	7	7	0	.500	253	216	Cincinnati	10	4	0	.714	335	210
DETROIT	6	8	0	.429	262	220	Cleveland	9	5	0	.643	267	287
Green Bay	5	9	0	.357	218	299	Houston	5	9	0	.357	222	273
NFC East	11	3	0	.786	296	194	Baltimore	11	3	0	.786	417	246
Washington	10	4	0	.714	291	217	New England	11	3	0	.786	376	232
St. Louis	10	4	0	.714	309	267	Miami	6	8	0	.429	263	264
Philadelphia	4	10	0	.286	165	286	NY Jets	3	11	0	.214	169	363
NY Giants	3	11	0	.214	170	250	Buffalo	2	12	0	.143	245	363
NFC West	10	3	1	.750	351	190	Oakland	13	1	0	.929	350	237
Los Angeles	8	6	0	.571	270	190	Denver	9	5	0	.643	315	206
San Francisco	4	10	0	.286	172	312	San Diego	6	8	0	.429	248	285
New Orleans	4	10	0	.286	253	346	Kansas City	5	9	0	.357	290	376
Seattle	2	12	0	.143	229	429	Tampa Bay	0	14	0	.000	125	412

Min defeated Was, 35-20, and LA defeated Dal, 14-12, in NFC playoffs. Min defeated LA, 24-13, for AFC title. Oak defeated NE, 24-21, and Pitt defeated Bal, 40-14, in AFC playoffs. Oak defeated Pitt, 24-7, for AFC title. Oak defeated Min, 32-14, for NFL title in SB XI.

IN 1976: The United States celebrates its Bicentennial.



YEAR-BY-YEAR RESULTS

Detroitlions.com
Media.Detroitlions.com

1977

Record: 6-8, 3rd NFC Central

Date	W/L	Score	Opponent	Att
9/18	L	20-30	at Chicago	51,530
9/25	W	23-19	New Orleans	51,438
10/2	W	17-13	Philadelphia	57,236
10/9	L	7-14	at Minnesota	45,860
10/16	W	10-6	Green Bay	78,452*
10/23	L	7-28	at San Francisco	39,392
10/30	L	0-37	at Dallas	63,160
11/6	W	20-0	San Diego	72,559
11/13	L	6-17	at Atlanta	47,461
11/20	W	16-7	Tampa Bay	49,751
11/24	L	14-31	Chicago	71,737
12/4	L	9-10	at Green Bay	56,367
12/11	W	13-10	at Baltimore	45,124
12/17	L	21-30	Minnesota	78,452*

* Silverdome sellout

Usual Starters

Offense	Defense
WR 86 J.D. Hill	LE 82 Ken Sanders
LT 75 Jim Yarbrough	LT 80 Herb Orvis
LG 73 Russ Bolinger	RT 78 Doug English
C 63 Jon Morris	RE 83 Jim Mitchell
RG 62 Lynn Bodien	LLB 50 Paul Naumoff
RT 71 Craig Heitwig	MLB 55 Ed O'Neil
TE 81 David Hill	RLB 59 Charlie Weaver
WR 45 Ray Jarvis	LEB 28 James Hunter
QB 11 Greg Landry	RQB 20 Lem Barney
RB 25 Horace King	FS 26 Dick Jauron
BC 32 Rick Kane	SS 40 Charlie West

Team Statistics

	Det	Opp
Total First Downs	218	206
Rushing	94	93
Passing	103	103
Penalty	21	10
3rd Down Made/Att	79/226	74/206
3rd Down Pct.	35.0	35.9
Total Net Yards	3224	3772
Avg. Per Game	230.3	269.4
Total Plays	917	855
Avg. Per Play	3.5	4.4
Net Yards Rushing	1706	1905
Avg. Per Game	121.9	136.1
Total Rushes	479	521
Net Yards Passing	1518	1867
Avg. Per Game	108.4	133.4
Sacked/Yards Lost	54/441	32/256
Gross Yards	1959	2123
Att./Completions	384/191	302/161
Completion Pct.	49.7	53.3
Had Intercepted	16	19
Punts/Average	101/36.2	87/39.5
Penalties/Yards	86/652	88/770
Fumbles/Ball Lost	26/14	28/14
Touchdowns	23	31
Rushing	11	13
Passing	7	14
Returns	5	4

Points Scored

	Q1	Q2	Q3	Q4	OT	Pts
Lions	34	29	47	73	-	183
Opponents	48	25	56	53	-	232

Scoring

	TD	R	Pa	Rt	PAT	FG	S	Pts
Mike-Mayer	0	0	0	0	19/21	8/19	0	43
Bussey	5	4	1	0	0/0	0/0	0	30
Kane	4	4	0	0	0/0	0/0	0	24
D. Hill	2	0	2	0	0/0	0/0	0	12
Payton	2	0	2	0	0/0	0/0	0	12
Thompson	2	1	0	1	0/0	0/0	0	12
Blue	1	0	1	0	0/0	0/0	0	6
J.D. Hill	1	0	1	0	0/0	0/0	0	6
Hubbard	1	1	0	0	0/0	0/0	0	6
Jarvis	1	0	1	0	0/0	0/0	0	6
King	1	1	0	0	0/0	0/0	0	6
O'Neil	1	0	0	1	0/0	0/0	0	6
Pinciney	1	0	1	0	0/0	0/0	0	6
C. Sanders	1	1	0	0	0/0	0/0	0	6
English	0	0	0	0	0/0	0/0	1	2
Lions	23	11	7	5	19/23	8/19	1	183
Opponents	31	13	14	4	28/31	12/24	0	252

Rushing

	Att	Yds	Avg	Lg	TD
King	135	521	3.4	35	1
Kane	124	421	3.4	35	4
Bussey	85	338	4.0	31	1
Hubbard	38	150	3.9	16	1
Landry	25	99	4.0	13	0
Thompson	31	91	2.9	16	1
Danielson	7	62	8.9	16	0
Payton	4	13	3.3	14	0
D. Hill	4	10	2.5	14	0
Botton	3	4	1.3	2	0
Reed	1	3	3.0	0	0
Summers	1	0	0.0	0	0
Blue	1	-6	-6.0	-6	0
Lions	479	1706	3.6	35	11
Opponents	521	1905	3.7	32	13

Receiving

	Rec	Yds	Avg	Lg	TD
King	40	238	6.0	30	0
D. Hill	32	465	14.5	31	2
Jarvis	28	353	12.6	28	1
J.D. Hill	24	247	10.3	23	1
Kane	18	186	10.3	20	1
C. Sanders	14	170	12.1	24	0
Bussey	11	116	10.5	29	1
Blue	8	90	11.3	21	1
Thompson	7	42	6.0	18	0

Hubbard	6	36	6.0	18	0
Payton	2	10	5.0	14	0
Botton	1	6	6.0	6	0
Lions	191	1959	10.3	61	7
Opponents	161	2123	13.2	75	14

Passing	Att	Cmp	Yds	Cmp%	Avg	TD	Int	Tn%	Lg	Sk/Y	Rtg
Landry	240	129	1359	56.3	5.66	6	2.5	7	39	34/202	68.8
Danielson	100	42	445	42.0	4.45	1	1.0	5	5.0	61	9/64 38.1
Reed	40	13	150	32.5	3.75	0	0.0	4	10.0	26	11/75 5.2
Summers	1	1	5	100.0	5.00	0	0.0	0	0.0	5	0/0 106.3
D. Hill	1	0	0	0.0	0.00	0	0.0	0	0.0	0	0/0 2.1
Payton	1	0	0	0.0	0.00	0	0.0	0	0.0	0	0/0 2.1
Thompson	1	0	0	0.0	0.00	0	0.0	0	0.0	0	0/0 2.1
Lions	384	191	1959	49.7	5.10	7	1.8	16	4.2	61	54/441 53.3
Opponents	302	161	2123	53.3	7.03	14	4.6	19	6.3	81	32/256 65.0

Interceptions	Int	Yds	Avg	Lg	TD
Hunter	6	104	17.3	26	0
Jauron	3	55	18.3	28	0
Barney	3	27	9.0	22	0
Pinciney	2	61	30.5	48t	1
Johnson	2	51	25.5	32	0
Laslavic	1	14	14.0	14	0
West	1	7	7.0	7	0
Weaver	1	0	0.0	0	0
Lions	19	319	16.8	48t	1
Opponents	16	207	12.9	50	1

Punting	Pnt	Yds	Avg	In	Lg	B
Summers	93	3420	36.8	6	51	0
Hoopes	6	235	39.2	0	48	0
Lions	101	3655	36.2	6	51	0
Opponents	87	3439	39.5	-	70	

Punt Returns	PR	FC	Yds	Avg	Lg	TD
Payton	27	0	273	10.1	87ft	1
Jauron	11	8	41	3.7	12	0
Rich	2	1	18	9.0	13	0
Kane	1	1	13	13.0	13	0
Blue	1	0	0	0.0	0	0
King	0	1	0	-	0	0
Barney	0	2	0	-	0	0
Lions	42	13	345	8.2	87ft	1
Opponents	62	16	535	8.6	70ft	1

Kickoff Returns	KR	Yds	Avg	Lg	TD
Payton	18	457	25.4	98t	1
Kane	16	376	23.5	33	0
Botton	6	86	14.3	26	0
Thompson	5	84	16.8	24	0
Rich	5	73	14.6	19	0
Hunter	4	95	23.8	30	0
Blue	1	24	24.0	24	0
Hubbard	1	18	18.0	18	0
Boden	1	14	14.0	14	0
Woodcock	1	12	12.0	12	0
Lions	63	2039	24.8	91	0
Opponents	68	1560	22.9	67	0

Field Goals

	Mike-Mayer	Lions	Opponents
1-19	20-29	30-39	40-49
0/0	2/5	3/7	3/7
0/0	5/6	6/10	1/6
0/1			0/1

NFL Standings

NFC Central	W	L	T	Pct	Pts	OP	AFC Central	W	L	T	Pct	Pts	OP
Minnesota	9	5	0	.643	231	227	Pittsburgh	9	5	0	.643	283	243
Chicago	9	5	0	.643	255	253	Houston	8	6	0	.571	238	235
DETROIT	6	8	0	.429	183	252	Cincinnati	8	6	0	.571	299	230
Green Bay	4	10	0	.286	134	219	Cleveland	6	8	0	.429	269	267
Tampa Bay	2	12	0	.143	103	223							
NFC East							AFC East						
Baltimore	10	4	0	.714	295	221	Baltimore	10	4	0	.714	313	197
Dallas	12	2	0	.857	345	212	Miami	10	4	0	.714	313	197
Washington	9	5	0	.643	196	189	New England	9	5	0	.643	278	217
St. Louis	7	7	0	.500	272	287	N.Y. Jets	3	11	0	.214	160	313
Philadelphia	5	9	0	.357	220	207	Buffalo	3	11	0	.214	191	300
NY Giants	5	9	0	.357	181	265							
NFC West							AFC West						
Los Angeles	10	4	0	.714	302	146	Denver	12	2	0	.857	274	148
Atlanta	7	7	0	.500	179	129	Oakland	11	3	0	.786	351	230
San Francisco	5	9	0	.357	220	260	San Diego	7	9	0	.500	222	200
New Orleans	3	11	0	.214	232	336	Seattle	5	9	0	.357	282	373
							Kansas City	2	12	0	.143	225	389

Dal. defeated Chi. 27-7, and Min. defeated LA. 14-7, in NFC playoffs. Dal. defeated Min. 23-6, for NFC title. Den. defeated Pitt. 34-21, and Oak. defeated Bal. 37-31, in AFC playoffs. Den. defeated Oak. 20-17, for AFC title. Dal. defeated Den. 27-10, for NFL title in SB XII.

IN 1977: Star Wars is the year's top box office attraction, earning a record \$193,500,000.



YEAR-BY-YEAR RESULTS

Detroitlions.com
Media.Detroitlions.com

1978

Record: 7-9, 3rd NFC Central

Date	W/L	Score	Opponent	Att
9/3	W	7-13	Green Bay	51,167
9/9	W	15-7	at Tampa Bay	64,445
9/17	L	0-19	Chicago	65,982
9/24	L	16-28	at Seattle	56,781
10/1	L	14-35	at Green Bay (MI)	54,601
10/8	L	19-21	Washington	60,355
10/15	L	0-14	at Atlanta	51,172
10/22	W	31-14	San Diego	54,031
10/29	W	21-17	at Chicago	53,376
11/5	L	7-17	at Minnesota	46,008
11/12	L	34-23	Tampa Bay	60,320
11/19	L	17-29	at Oakland	44,517
11/23	W	17-14	Denver	71,185
12/3	L	14-21	at St. Louis	39,200
12/9	W	45-14	Minnesota	78,685*
12/17	W	33-14	San Francisco	56,674

* Silverdome sellout

Usual Starters

Offense

WR	89	Luther Blue
TE	81	David Hill
LT	76	Karl Baldischwiler
LG	61	Homer Elias
C	54	Larry Tearey
RG	62	Lynn Boden
RT	74	Brad Dantes
WR	87	Fred Scott
QB	16	Gary Danielson
RB	24	Dexter Bussey
RB	25	Horace King

Pro Bowl Selections: Al Baker (DE), Doug English (DT), David Hill (TE)

Team Statistics

	Det	Opp
Total First Downs	269	276
Rushing	105	115
Passing	141	125
Penalty	23	22
3rd Down: Made/Att	75/236	76/220
3rd Down Pct.	31.8	34.5
Total Net Yards	4485	4483
Avg. Per Game	279.1	280.2
Total Plays	1001	970
Avg. Per Play	4.5	4.6
Net Yards Rushing	2163	2184
Avg. Per Game	135.2	136.5
Total Rushes	525	565
Net Yards Passing	2302	2299
Avg. Per Game	143.9	143.7
Sacked/Yards Lost	47/444	55/482
Gross Yards	2746	2781
Att./Completions	429/247	350/191
Completion Pct.	57.6	54.6
Had Intercepted	18	22
Punts/Average	87/40.2	87/40.2
Penalties/Yards	125/1003	128/1043
Fumbles/Ball Lost	35/15	41/19
Touchdowns	33	39
Rushing	12	18
Passing	19	19
Returns	2	2

Points Scored

	TD	Ru	Pa	Rt	PAT	FG	S	Pts
Lions	70	106	57	57	-	-	-	290
Opponents	50	86	75	59	-	-	-	300

Scoring

	TD	Ru	Pa	Rt	PAT	FG	S	Pts
Ricardo	0	0	0	0	32/33	20/28	0	92
Bussey	6	5	1	0	0/0	0/0	0	36
King	6	4	2	0	0/0	0/0	0	36
Hill	4	0	4	0	0/0	0/0	0	24
J. Thompson	4	0	4	0	0/0	0/0	0	24
L. Thompson	4	0	4	0	0/0	0/0	0	24
Blue	2	0	2	0	0/0	0/0	0	12
Kane	2	0	2	0	0/0	0/0	0	12
Scott	2	0	2	0	0/0	0/0	0	12
Allen	1	0	0	1	0/0	0/0	0	6
Bradley	1	0	0	1	0/0	0/0	0	6
Bradley	1	0	0	0	0/0	0/0	0	6
Lions	33	12	19	2	32/33	20/28	0	290
Opponents	39	18	19	2	38/39	8/13	0	300

Rushing

	Att	Yds	Avg	Lg	TD
Bussey	225	824	4.1	36	5
King	155	860	4.3	75*	4
Gaines	54	178	3.3	12	1
Kane	44	153	3.5	19	2
Danielson	22	93	4.2	25	0
Scott	4	53	13.3	36	0
Landry	29	29	0.9	19	0
O'Neil	1	25	25.0	25	0
Hill	3	12	4.0	13	0
Blue	5	9	1.8	10	0
Daykin	1	8	8.0	7	0
L. Thompson	1	7	7.0	7	0
J. Thompson	2	7	3.5	10	0
Beeton	2	5	2.5	3	0
Ristol	1	0	0.0	0	0
Lions	525	2163	4.1	75*	12
Opponents	565	2184	3.9	76*	18

Receiving

	Rec	Yds	Avg	Lg	TD
Hill	53	633	11.9	32	4
King	48	396	8.3	34	2
Scott	37	564	15.2	47	2
Blue	31	250	11.3	26	2
Bussey	31	275	8.9	18*	1
J. Thompson	18	175	9.7	21	4
Kane	16	161	10.1	26	0

L. Thompson

Gaines

Jarvis

Lions

Opponents

Passing

Danielson

Landry

Skidaway

King

Lions

Opponents

Interceptions

Allen

O'Neil

Bradley

Weaver

Hunter

Rhodes

Pinkney

Naumoff

Williams

Burns

Lions

Opponents

Punting

Skidaway

Lions

Opponents

Punt Returns

J. Thompson

Leonard

Scott

Blue

L. Thompson

Hunter

Williams

Lions

Opponents

Kickoff Returns

J. Thompson

L. Thompson

Kane

Blue

Terry

Scott

Calliott

Hunter

McGee

Lions

Opponents

Field Goals

Ricardo

Lions

Opponents

NFL Standings

NFC Central

Minnesota

Green Bay

DETROIT

Chicago

Tampa Bay

NFC East

Dallas

Philadelphia

Washington

St. Louis

NY Giants

NFC West

Los Angeles

Atlanta

New Orleans

San Francisco

AFC Central

Pittsburgh

Houston

Cleveland

Buffalo

Baltimore

AFC East

New England

Miami

NY Jets

San Diego

Seattle

San Francisco

AFC West

Denver

Oakland

San Diego

Kansas City

AFC Central

Pittsburgh

Houston

Cleveland

Buffalo

Baltimore

AFC East

New England

Miami

NY Jets

San Diego

Seattle

San Francisco

AFC West

Denver

Oakland

San Diego

Kansas City

AFC Central

Pittsburgh

Houston

Cleveland

Buffalo

Baltimore

AFC East

New England

Miami

NY Jets

San Diego

Seattle

San Francisco

AFC West

Denver

Oakland

San Diego

Kansas City

AFC Central

Pittsburgh

Houston

Cleveland

Buffalo

Baltimore

AFC East

New England

Miami

NY Jets

San Diego

Seattle

San Francisco

AFC West

Denver

Oakland

San Diego

Kansas City

AFC Central

Pittsburgh

Houston

Cleveland

Buffalo

Baltimore

AFC East

New England

Miami

NY Jets

San Diego

Seattle

San Francisco

AFC West

Denver

Oakland

San Diego

Kansas City



YEAR-BY-YEAR RESULTS

Detroitlions.com
Media.Detroitlions.com

1979

Record: 2-14, 5th NFC Central

Date	W/L	Score	Opponent	Att
9/1	L	16-31	at Tampa Bay	68,225
9/9	L	24-27	Washington	54,991
9/16	L	10-31	at NY Jets	49,612
9/23	W	24-23	Atlanta	56,249
9/30	L	10-13	Minnesota	75,295
10/7	L	17-24	at N. England	60,629
10/14	L	16-24	at Green Bay (MI)	53,930
10/21	L	7-17	at New Orleans	57,428
10/28	L	17-20	Buffalo	61,911
11/4	L	7-35	at Chicago	50,108
11/11	L	14-16	Tampa Bay	70,461
11/18	L	7-14	at Minnesota	43,650
11/22	W	20-0	Chicago	66,219
12/2	L	7-44	at Philadelphia	66,128
12/9	L	10-28	Miami	76,087
12/15	L	13-18	Green Bay	57,376

Usual Starters

Offense

WR	87	Fred Scott
TE	81	David Hill
LT	76	Karl Baldschwiler
LG	61	Homer Elias
C	54	Larry Teary
RG	73	Russ Bolinger
RT	70	Keith Denver
QB	18	Gene Washington
WR	19	Jeff Komo
RB	24	Russ Bolinger
FB	36	Bo Robinson

Pro Bowl Selections: Al Baker (DE), David Hill (TE)

Team Statistics

	Det	Opp
Total First Downs	227	311
Rushing	85	142
Passing	131	128
Penalty	11	41
3rd Down: Made/Att	75/231	81/240
3rd Down Pct.	32.5	33.8
Total Net Yards	4013	4957
Avg. Per Game	250.8	309.8
Total Plays	944	1085
Avg. Per Play	4.3	4.6
Net Yards Rushing	1677	2515
Avg. Per Game	104.8	157.2
Total Rushes	441	638
Net Yards Passing	2336	2442
Avg. Per Game	146.0	152.6
Sacked/Yards Lost	51/439	45/345
Gross Yards	2775	2787
Att./Completions	452/218	402/220
Completion Pct.	48.2	54.7
Int. Intercepted	14	14
Punts/Average	98/40.1	83/40.0
Penalties/Yards	110/897	118/972
Fumbles/Ball Lost	37/19	30/12
Touchdowns	27	42
Rushing	11	22
Passing	14	15
Returns	2	5

Points Scored

	Q1	Q2	Q3	Q4	OT	Pts
Lions	41	56	48	74	-	219
Opponents	44	115	110	96	-	365

Scoring

	TD	Ru	Pa	Rt	PAT	FG	S	Pts
Ricardo	0	0	0	0	25/26	10/18	0	55
Kane	5	4	1	0	0/0	0/0	0	30
Scott	5	0	5	0	0/0	0/0	0	30
Hill	3	0	3	0	0/0	0/0	0	18
Komo	2	2	0	0	0/0	0/0	0	12
Robinson	2	2	0	0	0/0	0/0	0	12
Thompson	2	0	2	0	0/0	0/0	0	12
Blue	1	0	1	0	0/0	0/0	0	6
Bussey	1	1	0	0	0/0	0/0	0	6
Gay	1	0	0	1	0/0	0/0	0	6
S. Hunter	1	1	0	0	0/0	0/0	0	6
King	1	1	0	0	0/0	0/0	0	6
Norris	1	0	1	0	0/0	0/0	0	6
G. Washington	1	0	1	0	0/0	0/0	0	6
Williams	1	0	0	1	0/0	0/0	0	6
English	0	0	0	0	0/0	0/0	0	0
Lions	27	11	14	2	25/27	10/18	1	219
Opponents	42	22	15	5	41/42	24/36	0	365

Rushing

	Att	Yds	Avg	Lg	TD
Bussey	144	625	4.3	38	1
Kane	94	332	3.5	26	4
Robinson	87	302	3.5	29	2
King	39	180	4.1	13	1
Komo	30	107	3.6	16	2
Gaines	23	55	2.4	6	0
G. Washington	1	24	24.0	24	0
Thompson	5	24	4.8	16	0
Scott	6	21	3.5	18	0
Hill	1	15	15.0	15	0
Reed	2	11	5.5	11	0
Callicutt	3	6	2.0	6	0
S. Hunter	2	3	1.5	2	1
Gostely	1	0	0.0	0	0
O'Neil	1	0	0.0	0	0
Swider	1	0	0.0	0	0
Blue	1	-8	-8.0	-8	0
Lions	441	1677	3.8	38	11
Opponents	638	2515	3.9	55t	22

Receiving

	Rec	Yds	Avg	Lg	TD
Scott	62	929	15.0	50	5
Hill	47	569	12.1	40	3

Passing

	Att	Cmp	Yds	Cmp%	Int	TD	Int%	Lg	Sk/Y	Rtg
King	368	183	2238	49.7	6.08	11	3.0	23	6.3	40/361
Bussey	15	15	102	100.0	0.0	2	2.4	1	2.4	82/433
G. Washington	14	192	137	137.0	0.0	1	3.1	50	5.0/27	68.1
Robinson	14	118	84	118.0	0.0	1	3.1	18	1.8	64.6
Kane	9	104	11.6	116.0	0.0	0	3.1	0	0.0	25.9
Blue	8	102	12.8	102.0	0.0	0	3.1	0	0.0	21.1
Norris	4	43	10.8	34.0	0.0	0	3.1	0	0.0	21.1
Callicutt	2	16	8.0	11.0	0.0	0	3.1	0	0.0	21.1
Bolinger	1	1	1.0	1.0	0.0	0	3.1	0	0.0	21.1
Lions	220	2775	12.7	82	14	55	15			
Opponents	220	2787	12.7	82	14	55	15			

Interceptions

	Int	Yds	Avg	Lg	TD
Bradley	4	11	2.8	11	0
J. Allen	4	0	0.0	0	0
J. Hunter	3	6	2.0	6	0
Williams	2	39	19.5	36t	1
Weaver	1	17	17.0	17	0
Lions	14	73	5.2	36t	1
Opponents	27	396	14.7	52t	2

Punting

	Pnt	Yds	Avg	Lg	B
Swider	68	3523	40.0	13	0
Skladany	10	406	40.6	52	0
Lions	98	3929	40.1	15	72
Opponents	83	3316	40.0	15	56

Punt Returns

	PR	FC	Yds	Avg	Lg	TD
Arnold	19	4	164	8.6	27	0
Thompson	9	3	117	13.0	31	0
Ellis	8	0	43	5.4	15	0
Callicutt	4	0	25	6.3	13	0
Woods	2	0	12	6.0	9	0
Leonard	1	0	6	7.0	7	0
Pesut	1	0	5	5.0	5	0
Lewis	1	0	-1	-1.0	-1	0
Lions	45	11	372	8.3	31	0
Opponents	57	15	440	7.7	77t	1

Kickoff Returns

	KR	Yds	Avg	Lg	TD
Arnold	23	539	23.4	69	0
Callicutt	24	406	16.9	31	0
Kane	13	281	21.6	37	0
Thompson	6	151	25.2	26	0
Leonard	3	70	23.3	28	0
King	2	36	18.0	20	0
Woods	2	34	17.0	17	0
Fanetti	2	18	9.0	17	0
Blue	1	26	26.0	26	0
Robinson	1	8	8.0	8	0
Gay	1	0	0.0	0	0
Lions	78	1569	20.1	69t	0
Opponents	51	987	19.4	92t	1

Field Goals

	1-19	20-29	30-39	40-49	50+
Ricardo	0/0	4/4	4/4	2/8	0/2
Lions	0/0	4/4	4/4	2/8	0/2
Opponents	0/1	9/10	9/11	6/12	0/2

NFL Standings

NFC Central	W	L	T	Pct	Pts	OP	AFC Central	W	L	T	Pct	Pts	OP
Tampa Bay	10	6	0	.625	273	237	Pittsburgh	12	4	0	.750	416	262
Chicago	10	6	0	.625	306	249	Houston	11	5	0	.688	352	331
Minnesota	7	9	0	.438	259	337	Cleveland	9	7	0	.563	359	352
Green Bay	5	11	0	.313	246	316	Cincinnati	4	12	0	.250	337	421
DETROIT	2	14	0	.125	219	365	AFC East						
NFC East							Miami	10	6	0	.625	341	257
Dallas	11	5	0	.688	371	313	New England	9	7	0	.563	411	326
Philadelphia	10	5	0	.668	339	282	NY Jets	8	8	0	.500	337	363
Washington	10	6	0	.625	348	295	Buffalo	7	9	0	.438	268	279
NY Giants	6	10	0	.375	327	323	Baltimore	5	11	0	.313	271	351
St. Louis	5	11	0	.313	307	358	AFC West						
NFC West							San Diego	12	4	0	.750	411	246
Los Angeles	9	7	0	.563	323	309	Denver	10	6	0	.625	280	282
New Orleans	8	8	0	.500	370	360	Seattle	9	7	0	.563	378	372
Atlanta	6	10	0	.375	300	388	Oakland	9	7	0	.563	365	337
San Francisco	2	14	0	.125	308	416	Kansas City	7	9	0	.438	238	262

Phi defeated Chi, 27-17, in NFC wild card. TB defeated Phi, 24-17, and LA defeated Dal, 21-19, in NFC playoffs. LA defeated TB, 9-0, for NFC title. Hou defeated Den, 13-7, in AFC wild card. Hou defeated SD, 17-14, and Pit defeated Buf, 34-14, in AFC playoffs. Pit defeated Hou, 27-13, for AFC title. Pit defeated LA, 31-19, for NFL title in SB XIV.

IN 1979: Nuclear power plant accident at Three Mile Island, Pa., releases radioactive compounds into the atmosphere.



YEAR-BY-YEAR RESULTS

Detroitlions.com
Media.Detroitlions.com

1980

Record: 9-7, 2nd NFC Central

Date	W/L	Score	Opponent	Att
9/7	W	41-20	at Los Angeles	64,892
9/14	W	29-7	at Green Bay (MIL)	53,099
9/21	W	20-7	St. Louis	80,027
9/28	W	27-7	Minnesota	80,291*
10/5	L	28-43	at Atlanta	57,625
10/12	W	24-13	New Orleans	78,147*
10/19	L	7-24	at Chicago	58,508
10/26	L	17-20	at Kansas City	59,391
11/2	W	17-13	San Francisco	78,845*
11/9	L	0-34	at Minnesota	46,264
11/16	L	9-10	Baltimore	77,677*
11/23	W	24-10	at Tampa Bay	64,976
11/27	L	17-23ot	Chicago	75,397*
12/7	W	23-24	at St. Louis	46,966
12/14	W	27-14	Tampa Bay	77,098*
12/21	W	24-3	Green Bay	75,111*

* Silverdome sellout

Usual Starters

Offense	Defense
WR 87 Fred Scott	LT 75 Dave Purefoy
LT 76 Karl Baldschwiler	LT 75 William Gay
LG 61 Homer Elias	RE 60 Al Baker
C 65 Amas Fowler	LLB 59 Charlie Weaver
RG 73 Russ Bolinger	MLB 57 Ken Fantetti
RT 70 Keith Dorney	RLB 52 Stan White
TE 81 David Hill	LCB 27 Wayne Smith
WR 39 Leonard Thompson	RCB 28 James Hunter
QB 16 Gary Danielson	FS 23 Ray Oldham
RB 20 Billy Sims	SS 40 Jimmy Allen
RB 24 Dexter Bussey	

Pro Bowl Selections: A. Baker (DE), Eddie Murray (K), Billy Sims (RB)

Team Statistics

Total First Downs	Opp
308	255
Rushing	103
Passing	143
Penalty	22
3rd Down: Made/Att	106/237
3rd Down Pct.	44.7
Total Net Yards	5540
Avg. Per Game	346.3
Total Plays	1040
Avg. Per Play	5.3
Net Yards Rushing	2599
Avg. Per Game	162.4
Total Rushes	572
Net Yards Passing	2941
Avg. Per Game	183.8
Sacked/Yards Lost	45/246
Gross Yards	3287
Att./Completions	423/248
Completion Pct.	58.6
Held Intercepted	12
Punts/Average	73/41.6
Penalties/Yards	104/884
Fumbles/Ball Lost	40/19
Touchdowns	36
Rushing	21
Passing	13
Returns	2

Points Scored	Q1	Q2	Q3	Q4	OT	Pts
Lions	40	93	59	142	0	334
Opponents	61	98	36	71	6	272

Scoring	TD	Ru	Pa	Rt	PAT	FG	S	Pts
Murray	0	0	0	0	35/36	27/42	0	116
Sims	16	13	3	0	0/0	0/0	0	96
Scott	5	1	4	0	0/0	0/0	0	30
Bussey	3	3	0	0	0/0	0/0	0	18
L. Thompson	3	0	3	0	0/0	0/0	0	18
R. Williams	3	1	1	0	0/0	0/0	0	18
Danielson	2	2	0	0	0/0	0/0	0	12
King	2	1	1	0	0/0	0/0	0	12
Hill	1	0	1	0	0/0	0/0	0	6
Oldham	1	0	0	1	0/0	0/0	0	6
Cole	0	0	0	0	0/0	0/0	0	2
Lions	36	21	13	2	35/36	27/42	1	334
Opponents	32	9	14	9	30/31	16/21	0	272

Rushing	Yds	Avg	Lg	TD
Sims	313	13.03	42	52
Bussey	145	7.20	50	40
Danielson	48	23.2	48	33
Kane	21	12.5	40	22
Scott	5	8.6	17.2	48t
L. Thompson	6	6.1	10.2	30
King	18	5.7	3.2	8
R. Williams	2	1.7	8.5	11t
Robinson	5	2	0.7	4
J. Thompson	1	-4	-4.0	-4
Lions	572	25.99	4.5	52
Opponents	449	15.99	3.6	21

Receiving	Rec	Yds	Avg	Lg	TD
Scott	53	834	15.7	43t	4
Sims	51	621	12.2	57t	0
Hill	39	424	10.9	29	1
Bussey	39	364	9.3	30	0
L. Thompson	19	511	26.9	79t	3
King	19	184	9.7	29	1
J. Thompson	11	137	12.5	19	0
R. Williams	10	146	14.6	22t	1
Kane	5	26	5.2	9	0
Friede	21	21	21.0	21	0
Callicut	1	19	19.0	19	0
Lions	248	3287	13.3	87t	13
Opponents	256	3234	12.6	67t	14

Passing	Att	Cmp	Yds	Cmp%	Avg	TD	Int	Int%	Lg	Sk/Y	Rtg
Danielson	417	244	3223	58.5	7.73	13	11	2.6	67t	44/330	82.6
Kornlo	4	2	26	50.0	6.50	0	1	25.0	20	0/0	-33.3
Skidaway	2	2	38	100.0	19.00	0	0	0.0	0	0/0	164.6
R. Williams	0	0	0	0.0	0.00	0	0	0.0	0	0/0	1.8
Lions	423	248	3287	58.6	7.77	13	11	2.8	67t	45/346	82.0
Opponents	462	256	3234	55.4	7.00	14	3	2.0	57	44/300	66.8

Interceptions	Int	Yds	Avg	Lg	TD
Allen	6	38	6.3	23	0
Hunter	6	20	3.3	13	0
Oldham	3	39	13.0	29t	1
White	2	22	11.0	15	0
Smith	1	23	23.0	23	0
W. Williams	1	19	19.0	19	0
Fantetti	1	10	10.0	10	0
Baker	1	0	0.0	0	0
Bradley	1	0	0.0	0	0
Weaver	1	-3	-3.0	-3	0
Lions	23	168	7.3	29t	1
Opponents	12	173	14.4	67t	1

Punting	Pnt	Yds	Avg	In	Lg	B
Lions	72	3036	42.2	16	67	1
Opponents	93	3865	41.6	16	56	0

Punt Returns	PR	FC	Yds	Avg	Lg	TD
R. Williams	27	4	259	9.6	53	0
Arnold	6	6	204	34.0	1	0
Callicut	1	0	0	0.0	0	0
Lions	56	10	463	8.3	53	0
Opponents	38	8	300	7.9	57t	1

Kickoff Returns	KR	Yds	Avg	Lg	TD
Kane	23	495	21.5	62	0
Callicut	16	301	18.8	31	0
R. Williams	9	228	25.3	31	1
Arnold	9	145	16.1	33	0
Lions	57	1169	20.5	91t	1
Opponents	64	1289	20.1	101t	3

Field Goals	1-19	20-29	30-39	40-49	50+
Murray	0/1	9/9	10/13	7/15	1/4
Lions	0/1	9/9	10/13	7/15	1/4
Opponents	1/1	7/8	4/6	3/4	1/2

NFC Standing	W	L	T	Pct.	Pts	OP
Minnesota	9	7	0	.563	317	308
DETROIT	9	7	0	.563	334	272
Dallas	7	9	0	.438	304	264
Tampa Bay	5	10	1	.344	271	341
Green Bay	5	10	1	.344	231	371
NFC East	W	L	T	Pct.	Pts	OP
Philadelphia	12	4	0	.750	384	222
Dallas	12	4	0	.750	454	311
Washington	6	10	0	.375	261	293
St. Louis	5	11	0	.313	299	350
NY Giants	4	12	0	.250	249	350
NFC West	W	L	T	Pct.	Pts	OP
Atlanta	12	4	0	.750	405	272
Los Angeles	11	5	0	.688	424	289
San Francisco	6	10	0	.375	320	415
New Orleans	15	2	0	.883	291	487
Seattle	4	12	0	.250	291	408
AFC Central	W	L	T	Pct.	Pts	OP
Cleveland	11	5	0	.688	357	310
Houston	11	5	0	.688	295	251
Pittsburgh	9	7	0	.563	352	313
Cincinnati	6	10	0	.375	244	312
AFC East	W	L	T	Pct.	Pts	OP
Buffalo	11	5	0	.688	320	260
New England	10	6	0	.625	441	325
Miami	8	8	0	.500	266	305
Baltimore	7	9	0	.438	395	387
NY Jets	4	12	0	.250	302	395
AFC West	W	L	T	Pct.	Pts	OP
San Diego	11	5	0	.688	418	327
Oakland	11	5	0	.688	364	306
Kansas City	8	8	0	.500	319	336
Denver	8	8	0	.500	310	323
Seattle	4	12	0	.250	291	408

Dal defeated LA, 24-13, in NFC wild card. Phi defeated Min, 31-16, and Dal defeated Atl, 30-27, in NFC playoffs. Phi defeated Dal, 20-7, for NFC title. Oak defeated Hou, 27-7, in AFC wild card. SD defeated Buf, 20-14, and Oak defeated Cle, 14-12, in AFC playoffs. Oak defeated SD, 34-27, for AFC title. Oak defeated Phi, 27-10, for NFL title in SB XV.

IN 1980: The U.S. Olympic hockey team stuns the sports world, capturing the gold medal at Lake Placid.





YEAR-BY-YEAR RESULTS

Detroitlions.com
Media.Detroitlions.com

1982

Record: 4-5, 4th NFC Central

Date	W/L	Score	Opponent	Att
9/12	W	17-10	Chicago	71,337
9/19	W	19-14	at L.A. Rams	59,470
11/21	L	17-20	at Chicago	46,783
11/25	L	6-13	NY Giants	64,348
12/6	L	13-28	NY Jets	79,361
12/12	W	30-10	at Green Bay	51,875
12/19	L	31-34	Minnesota	73,058
12/26	L	21-23	at Tampa Bay	65,997
1/2	W	27-24	Green Bay	64,377
NFC Playoffs				
1/8	L	7-31	at Washington	55,045

Usual Starters

Offense	Defense
WR 87 Fred Scott	LE 75 Dave Poreifory
LT 72 Chris Dietrich	LT 79 William Gay
LG 61 Homer Elias	RT 78 Doug English
C 65 Arnes Fowler	RE 60 Al Baker
RG 67 Don Greco	LLB 53 Garry Cobb
RT 70 Keith Dorney	MLB 57 Ken Fantetti
TE 80 Ulysses Norris	RLB 52 Stan White
WR 39 Leonard Thompson	LCB 27 Bobby Watkins
OB 16 Gary Danielson	RCB 28 James Hunter
RB 20 Billy Sims	FS 35 Alvin Hall
RB 24 Dexter Bussey	SS 23 Ray Oldham

Pro Bowl Selections: Keith Dorney (T), Doug English (DT), Billy Sims (RB)

Team Statistics

Total First Downs	Det	Opp
Rushing	60	162
Passing	83	96
Penalty	17	12
3rd Down: Made/Att	42/26	50/29
Possession Avg.	30:12	29:48
Total Net Yards	2534	2722
Avg. Per Game	281.6	302.4
Total Plays	598	591
Avg. Per Play	4.2	4.6
Net Yards Rushing	1022	854
Avg. Per Game	113.6	94.9
Total Rushes	283	371
Net Yards Passing	1512	1868
Avg. Per Game	168.0	207.6
Sacked/Yards Lost	30/242	32/220
Gross Yards	1754	2098
Att./Completions	285/136	268/155
Completion Pct.	47.7	53.8
Had Intercepted	18	18
Punts/Average	48/40.9	46/39.5
Net Punting Avg.	33.9	32.5
Penalties/Yards	58/548	74/605
Fumbles/Ball Lost	23/8	21/8
Touchdowns	19	20
Rushing	6	6
Passing	12	11
Returns	2	3

Points Scored

Lions	O1	O2	O3	O4	OT	Pts
Lions	72	31	37	41	-	181
Opponents	24	58	33	61	-	176

Scoring

TD	Ru	Pa	Rt	PAT	FG	S	Pts
Murray	0	0	0	0	16/16	11/12	0
Hill	4	4	0	0	0/0	0/0	49
Sims	4	4	0	0	0/0	0/0	24
L. Thompson	4	0	4	0	0/0	0/0	24
Thomas	0	0	0	0	3/3	5/5	0
Nichols	2	0	2	0	0/0	0/0	12
Hall	1	0	0	1	0/0	0/0	6
King	1	0	1	0	0/0	0/0	6
Oldham	1	0	0	1	0/0	0/0	6
Rubick	1	1	0	0	0/0	0/0	6
Scott	1	0	1	0	0/0	0/0	6
Lions	19	5	12	2	19/19	16/17	0
Opponents	20	6	11	3	20/20	12/21	0

Rushing

Att	Yds	Avg	Lg	TD
Sims	172	639	3.7	25
Bussey	48	136	2.8	10
Danielson	23	92	4.0	16
King	18	67	3.7	25
Hippie	10	57	5.7	20
Kane	7	17	2.4	6
L. Thompson	2	16	8.0	13
Nichols	1	3	3.0	7
Rubick	1	1	1.0	1t
Scott	1	-6	-6.0	-6
Lions	283	1022	3.6	29
Opponents	271	854	3.2	18

Receiving

Rec	Yds	Avg	Lg	TD
Sims	34	342	10.1	52
Hill	22	252	11.5	27
L. Thompson	17	328	19.3	70t
Bussey	16	138	8.6	21
Scott	13	231	17.8	36
T. Porter	9	124	13.8	23
King	9	74	8.2	14
Nichols	8	146	18.3	48t
Norris	3	51	17.0	30
Kane	3	25	8.3	12
Cobb	1	25	25.0	25
Martin	1	18	18.0	18
Lions	136	1754	12.9	70t
Opponents	155	2098	13.5	85t

Passing	Att	Cmp	Yds	Cmp%	Avg	TD	TD%	Int%	Int	Lg	Sk/Y	Rtg
Danielson	197	100	1343	50.8	6.82	10	5.1	14	7.1	70t	19/145	60.3
Hippie	86	36	411	41.9	4.78	2	2.3	4	4.7	52	11/87	45.0
T. Porter	1	0	0	0.0	0.0	0	0.0	0	0.0	0	0/0	39.5
Skidany	1	0	0	0.0	0.0	0	0.0	0	0.0	0	0/0	39.5
Lions	285	136	1754	47.7	6.15	12	4.2	18	6.3	70t	30/242	55.5
Opponents	288	155	2098	53.8	7.29	11	3.8	18	6.3	85t	32/230	63.7

Interceptions	Int	Yds	Avg	Lg	TD
Watkins	5	22	4.4	7	0
Hippie	1	21	21.0	18	0
White	2	36	18.0	36	0
Cobb	2	12	6.0	12	0
Oldham	1	35	35.0	35t	1
Smith	1	10	10.0	10	0
Gay	1	7	7.0	7	0
Gray	1	5	5.0	5	0
Williams	1	4	4.0	4	0
Lions	10	173	17.3	49	1
Opponents	25	316	12.6	78t	5

Punting	Pnt	Yds	Avg	Net	TB	In	Lg	B
Skidany	36	1483	41.2	-	3	6	58	0
James	12	481	40.1	0	3	50	0	0
Lions	48	1964	40.9	33.9	5	9	59	0
Opponents	46	1830	39.8	32.5	3	7	53	0

Punt Returns	PR	FC	Yds	Avg	Lg	TD
Martin	26	5	275	10.6	58	0
Lions	26	5	275	10.6	58	0
Opponents	26	4	237	9.1	35	0

Kickoff Returns	KR	Yds	Avg	Lg	TD
Hall	16	426	26.6	96t	1
Martin	16	268	16.8	27	0
King	2	23	11.5	12	0
Kane	1	19	19.0	19	0
L. Lee	1	14	14.0	14	0
Lions	38	750	20.8	96t	1
Opponents	38	755	19.9	76	0

Field Goals	1-19	20-29	30-39	40-49	50+
Murray	0/0	6/6	2/2	3/4	0/0
Thomas	0/0	0/0	3/3	2/2	0/0
Lions	0/0	6/6	5/5	5/6	0/0
Opponents	1/1	4/5	3/7	3/7	1/1

NFL Standings	W	L	T	Pct	Pts	Opp	AFC	W	L	T	Pct	Pts	OP
Washington	8	1	0	.889	190	128	L.A. Raiders	8	1	0	.889	260	200
Dallas	6	3	0	.667	226	145	Miami	7	2	0	.778	198	131
Green Bay	5	3	1	.611	226	165	Cincinnati	7	2	0	.778	232	177
Minnesota	5	4	0	.556	187	198	Pittsburgh	6	3	0	.667	204	146
Atlanta	5	4	0	.556	183	199	San Diego	6	3	0	.667	288	221
St. Louis	5	4	0	.556	135	170	NY Jets	6	3	0	.667	245	166
Tampa Bay	5	4	0	.556	158	178	New England	5	4	0	.556	143	157
DETROIT	4	5	0	.444	161	176	Cleveland	4	5	0	.444	140	182
New Orleans	4	5	0	.444	129	160	Buffalo	4	5	0	.444	150	154
NY Giants	4	5	0	.444	164	160	Seattle	4	5	0	.444	127	147
San Francisco	3	6	0	.333	209	206	Kansas City	3	6	0	.333	176	184
Chicago	3	6	0	.333	141	171	Denver	2	7	0	.222	148	226
Philadelphia	3	6	0	.333	191	195	Houston	1	8	0	.111	136	245
L.A. Rams	2	7	0	.222	200	250	Baltimore	0	8	1	.056	113	236

Was defeated DET, 31-7, GB defeated STL, 41-16, Min defeated Atl, 30-24, and Dal defeated TB 30-17, in NFC first round playoffs. Was defeated Min, 21-7, and Dal defeated GB, 37-26, in NFC second round playoffs. Was defeated Dal, 31-17, for NFC title. Mia defeated NE, 28-13, LARd defeated Cle, 27-10, NYJ defeated Cin, 44-17, and SD defeated Pitt, 31-28, in AFC first round playoffs. NYJ defeated LARd, 17-14, and Mia defeated SD, 34-13, in AFC second round playoffs. Mia defeated NYJ, 14-0, for AFC title. Was defeated Mia, 27-17, for NFL title in SB XVII.

IN 1982: Artificial heart implanted for the first time in Dr. Barney Clark at the University of Utah Medical Center.



YEAR-BY-YEAR RESULTS

Detroitlions.com
Media.Detroitlions.com

1983

Record: 9-7, 1st NFC Central

Date	W/L	Score	Opponent	Att
9/4	L	11-0	at Tampa Bay	62/154
9/11	L	25-31	Cleveland	60/95
9/18	L	14-30	Atlanta	54/622
9/25	L	17-20	at Minnesota	56/254
10/2	L	10-21	at L.A. Rams	49/403
10/9	W	39-14	Green Bay	67/738
10/16	W	31-17	at Washington	66/709
10/23	L	17-38	at Chicago	43/189
10/30	W	38-17	at Chicago	58/764
11/7	W	15-9	NW Giants	68/985
11/13	L	17-27	at Houston	40/060
11/20	W	23-20	at Green Bay (MI)	50/050
11/24	W	45-3	Pittsburgh	77/724*
12/5	W	13-2	at Cincinnati	79/169*
12/12	L	9-17	at Cincinnati	45/728
12/18	W	23-20	Tampa Bay	78/553*

NFC Playoffs

12/31	L	23-24	at San Francisco	58/286
-------	---	-------	------------------	--------

* Silverdome sellout

Usual Starters

Offense	Defense
WR 86 Mark Nichols	LE 62 Curtis Green
LT 72 Chris Dietrich	LT 73 Mike Dawson
LG 61 Homer Elias	RT 78 Doug English
C 52 Steve Mott	RE 79 William Gay
RG 67 Don Greco	MLB 57 Gary Cobb
RT 70 Keith Dorney	LLB 57 Ken Fantetti
TE 80 Ulysses Norris	RB 59 Jimmy Williams
WR 39 Leonard Thompson	LB 27 Bobby Medkins
OB 17 Eric Hipple	RCB 43 Al Lattimer (R), 29 Bruce McNorton (B)
RB 20 Billy Sims	LS 35 Alvin Hall
RB 30 James Jones	RS 33 William Graham

Pro Bowl Selections: Doug English (DT), William Gay (DE)

Team Statistics

Team Statistics	Det	Opp
Total First Downs	315	324
Rushing	136	133
Passing	156	161
Penalty	23	30
3rd Down Pct.	97/224	80/213
3rd Down: Made/Att	43/3	37/6
Possession Avg.	30:08	29:52
Total Net Yards	5136	5216
Avg. Per Game	321.0	326.0
Total Plays	1061	1061
Avg. Per Play	4.8	4.9
Net Yards Rushing	2181	2104
Avg. Per Game	136.3	131.5
Total Rushes	513	503
Net Yards Passing	2955	3112
Avg. Per Game	184.7	194.5
Sacked/Yards Lost	45/342	43/289
Gross Yards	3297	3401
Att./Completions	503/263	515/297
Completion Pct.	52.3	57.7
Had Intercepted	23	22
Punts/Average	72/40.4	79/40.1
Net Punting Avg.	N/A	31.2
Penalties/Yards	118/988	117/1062
Fumbles/Ball Lost	41/16	33/15
Touchdowns	38	33
Rushing	18	11
Passing	19	21
Returns	1	1

Points Scored

Points Scored	Q1	Q2	Q3	Q4	OT	Pts
Lions	73	109	88	74	3	347
Opponents	54	122	37	73	0	286

Scoring

Scoring	TD	Ru	Pa	Rt	PAT	FG	S	Pts
Murray	0	0	0	0	38/38	25/32	0	113
Jones	7	6	1	0	0/0	0/0	0	42
Norris	7	7	0	0	0/0	0/0	0	42
Sims	7	7	0	0	0/0	0/0	0	42
Chadwick	4	0	4	0	0/0	0/0	0	24
L. Thompson	4	1	3	0	0/0	0/0	0	24
Hipple	3	0	0	0	0/0	0/0	0	18
Bussey	1	0	1	0	0/0	0/0	0	6
Martin	1	0	0	1	0/0	0/0	0	6
Nichols	1	0	1	0	0/0	0/0	0	6
Rubick	1	0	1	0	0/0	0/0	0	6
Scott	1	0	1	0	0/0	0/0	0	6
V. Thompson	1	1	0	0	0/0	0/0	0	6
English	0	0	0	0	0/0	0/0	2	4
Fanning	0	0	0	0	0/0	0/0	1	2
Lions	38	18	19	1	38/38	25/32	3	347
Opponents	33	11	21	1	32/33	18/26	1	286

Rushing

Rushing	Att	Yds	Avg	Lg	TD
Sims	220	1040	4.7	41	7
Jones	135	475	3.5	18	6
Bussey	57	249	4.4	26	0
Hipple	41	171	4.2	27	3
V. Thompson	40	138	3.5	10	1
L. Thompson	4	72	18.0	40t	1
Kane	4	19	4.8	9	0
Nichols	1	13	13.0	13	0
Danielson	6	8	1.3	8	0
King	3	6	2.0	4	0
Black	2	-10	-5.0	0	0
Lions	513	2181	4.3	41	18
Opponents	503	2104	4.2	42	11

Receiving

Receiving	Rec	Yds	Avg	Lg	TD
Jones	46	467	10.2	36	1
Sims	42	419	10.0	54	0
L. Thompson	41	752	18.3	81	3

Passing	Att	Cmp	Yds	Cmp%	Avg	TD	Int	Lg	Sk/Y	Rtg
Hipple	387	204	2577	52.7	6.68	12	31	18	4.7	80t
Danielson	113	59	720	52.2	6.37	7	62	4	3.5	54
Jones	2	0	0	0.0	0.0	0	0	0	0.0	0
Black	1	0	0	0.0	0.0	0	0	0	0.0	0
Lions	503	263	3297	52.3	6.38	19	3.8	23	3.8	80t
Opponents	515	297	3401	57.7	6.40	21	4.1	22	4.1	84

Interceptions	Int	Yds	Avg	Lg	TD
McNorton	7	30	4.3	15	0
Watkins	4	48	12.0	31	0
Cobb	4	19	4.8	13	0
Barnes	2	70	35.0	70	0
Hall	2	18	9.0	18	0
Fantetti	2	0	0.0	0	0
Lattimer	1	0	0.0	0	0
Lions	23	185	8.4	70	0
Opponents	23	241	10.5	31	0

Punting	Pnt	Yds	Avg	Net	TB	In	Lg	B
Black	71	2911	41.0	32.9	9	17	60	1
Lions	72	2911	40.4	32.7	9	17	60	1
Opponents	79	3167	40.1	31.2	9	14	64	2

Punt Returns	PR	FC	Yds	Avg	Lg	TD
Jenkins	23	1	230	10.0	43	0
Martin	15	3	183	12.2	81t	1
Hall	8	4	109	13.6	66	0
Lattimer	0	1	0	-	0	0
Lions	46	9	522	11.3	81t	1
Opponents	39	4	302	7.7	33	0

Kickoff Returns	KR	Yds	Avg	Lg	TD
Hall	23	482	21.4	52	0
Jenkins	22	459	20.9	30	0
Martin	8	140	17.5	51	0
Caver	4	71	17.8	33	0
Lions	61	1191	19.5	51	0
Opponents	71	1146	16.1	49	0

Field Goals	1-19	20-29	30-39	40-49	50+
Murray	0/0	6/6	3/7	13/14	3/7
Lions	0/0	6/6	13/14	3/7	3/4
Opponents	0/0	9/10	4/6	4/8	1/2

Defense	TT	ST	AT	Sk	Yds	PD	FF	FR
Fantetti	132	82	50	1	9	3	0	1
Graham	111	52	29	0	0	7	2	3
Hall	111	68	43	0	0	5	0	0
Cobb	109	68	41	1	7	4	3	2
Williams, J	101	59	42	1	8	3	0	1
Watkins	85	61	24	0	0	6	0	2
English	82	35	27	13	89	2	0	0
Green	51	31	20	4.5	45	0	1	0
McNorton	59	44	15	0	0	11	0	0
Gay	59	46	13	13.5	103.5	2	2	1
Coffey	40	21	19	4.5	29	1	1	0
Barnes	28	21	7	1	0	2	1	1
Dawson	25	17	8	1	6	0	0	0
Lattimer	26	21	5	0	0	2	0	0
Fanning	19	13	6	1	4	0	0	0
Johnson, D	13	10	3	0	0	1	0	1
Moss	9	6	3	0.5	0.5	0	0	0
Harrell	8	6	2	1	1	0	0	0
Dog	6	6	1	0	0	0	0	0
Harvey	3	2	1	0	0	1	0	0
Lions	1058	669	389	43	302	50	10	14

NFL Standings	NFC Central	AFC Central
DETROIT	9	7
Green Bay	8	8
Chicago	8	7
Minnesota	8	8
Tampa Bay	2	14
NFC East	Washington	14
Dallas	12	4
St. Louis	8	7
Philadelphia	5	11
NY Giants	3	12
NFC West	San Francisco	10
L.A. Rams	9	7
New Orleans	8	8
Atlanta	7	9
AFC Central	Pittsburgh	10
Cleveland	9	7
Cincinnati	9	7
Houston	2	14
AFC East	Miami	12
New England	8	8
Buffalo	8	0
Baltimore	7	9
NY Jets	7	9
AFC West	L.A. Raiders	12
Seattle	9	7
Denver	9	7
San Diego	6	10
Kansas City	6	10

LARL defeated DAL, 24-17, in NFC wild card. SF defeated DET, 24-23, and was defeated the LARL, 51-7, in NFC playoffs. Was defeated SF, 24-17, for NFC title. Sea defeated Den, 31-7, in AFC wild card. Sea defeated Mia, 27-20, and LARL defeated PIT, 38-10, in AFC playoffs. LARL defeated Sea, 30-14, for AFC title. LARL defeated Was, 38-9, for NFL title in SB XVIII.

IN 1983: More than 70 years after winning the decaathlon and pentathlon at Stockholm, Jim Thorpe's gold medals were returned to him posthumously by the International Olympic Committee.



YEAR-BY-YEAR RESULTS

Detroitlions.com
Media.Detroitlions.com

1984

Record: 4-11-1, 4th NFC Central

Date	W/L	Score	Opponent	Att
9/2	W	27-30	San Francisco	56,782
9/9	W	27-20	at Atlanta	49,878
9/16	L	17-21	at Tampa Bay	44,560
9/23	L	28-29	Minnesota	57,511
9/30	L	24-27	at San Diego	59,849
10/7	L	7-28	Denver	55,836
10/14	W	13-7	Tampa Bay	44,308
10/21	W	16-14	at Minnesota	57,553
10/28	L	9-41	at Green Bay	54,289
11/4	T	23-20	Philadelphia	59,141
11/11	L	14-28	at Washington	50,212
11/18	L	14-16	at Chicago	54,911
11/22	W	31-28	Green Bay	63,696
12/2	L	17-38	at Seattle	62,441
12/10	L	3-24	L.A. Raiders	66,710
12/16	L	13-30	Chicago	53,252

Usual Starters

Offense	Defense
WR 86 Mark Nichols	LE 55 Michael Cofer
LT 73 Don Laster	LT 62 Curtis Green
LG 72 Chris Dietrich	RT 78 Doug English
C 65 Amos Fowler	RE 79 William Gay
RG 67 Don Greco	LLB 53 Garry Cobb
RT 70 Keith Dorney	MLB 57 Ken Fantetti
TE 84 Bob Ruck	RLB 59 Jimmy Williams
QB 39 Leonard Thompson	LCB 27 Bobby Watkins
WR 16 Gary Danielson	RCB 29 Bruce McNorton
RB 20 Billy Sims	LS 33 William Graham
FB 30 James Jones	RS 35 Alvin Hall

Team Statistics

Total First Downs	Det	Opp
306	328	328
Rushing	118	120
Passing	170	177
Penalty	18	31
3rd Down Made/Att	84/215	98/216
3rd Down Pct.	39.1	45.4
4th Down Made/Att	9/19	4/9
4th Down Pct.	47.4	44.4
Possession Avg.	29.43	30.17
Total Net Yards	518	519
Avg. Per Game	332.4	332.4
Total Plays	1038	1022
Avg. Per Play	5.1	5.2
Net Yards Rushing	2017	1988
Avg. Per Game	206.3	219.4
Total Rushes	446	519
Net Yards Passing	3301	3511
Avg. Per Game	206.3	219.4
Sacked/Yards Lost	61/486	32/271
Att./Completions	531/298	466/288
Completion Pct.	56.1	61.8
Had Intercepted	22	14
Punts/Average	76/41.6	73/40.0
Net Punting Avg.	32.7	33.9
Penalties/Yards	138/1165	107/978
Fumbles/Ball Lost	36/14	28/11
Touchdowns	32	48
Rushing	13	17
Passing	19	27
Returns	0	4

Points Scored	Q1	Q2	Q3	Q4	OT	Pts
Lions	47	108	76	43	0	283
Opponents	108	133	57	110	0	408

Scoring	TD	Ru	Pa	Rt	PAT	FG	S	Pts
Murray	0	0	0	0	31/31	20/27	0	91
J. Jones	3	5	0	0	0/0	0/0	0	48
L. Thompson	0	6	0	0	0/0	0/0	0	36
Sims	5	0	0	0	0/0	0/0	0	30
Danielson	3	1	0	0	0/0	0/0	0	24
Chadwick	1	2	0	0	0/0	0/0	0	18
Lewis	0	3	0	0	0/0	0/0	0	18
Jenkins	1	0	0	0	0/0	0/0	0	6
Nichols	0	1	0	0	0/0	0/0	0	6
Rubick	0	1	0	0	0/0	0/0	0	6
Lions	32	13	19	0	31/31	20/27	0	283
Opponents	48	17	27	4	48/48	24/29	0	408

Rushing	Att	Yds	Avg	Lg	TD
Sims	130	687	5.3	81	5
J. Jones	137	532	3.9	34	3
Jenkins	78	398	4.6	29	1
Danielson	41	218	5.3	40	3
Bussey	32	91	2.8	18	0
D'Addio	7	46	6.6	14	0
Wilkowski	7	33	4.5	11	0
Nichols	3	27	9.0	13	0
Martin	1	14	14.0	14	0
Chadwick	1	12	12.0	12	1
MacHurek	2	9	9.0	9	0
Hipple	2	3	1.5	2	0
Black	3	-6	-2.0	4	0
L. Thompson	3	-7	-2.3	4	0
Lions	446	2017	4.5	81	13
Opponents	519	1808	3.5	49	17

Receiving	Rec	Yds	Avg	Lg	TD
J. Jones	77	662	8.6	55	6
L. Thompson	50	773	15.5	66	6
Chadwick	37	540	14.6	46	2
Nichols	34	744	21.9	77	1
Sims	31	239	7.7	20	0
Jenkins	21	246	11.7	68	0
Lewis	16	236	14.8	58	3
Rubick	14	188	13.4	29	1

Bussey	9	63	7.0	19	0
Mandley	3	38	12.7	19	0
McCall	3	15	5.0	7	0
Danielson	1	22	22.0	22t	1
D'Addio	1	12	12.0	12	0
Martin	1	9	9.0	9	0
Lions	298	3787	12.7	77t	19

Passing	Att	Cmp	Yds	Cmp%	Yds TD	TD%	Int%	Lg	S/K/Y	Rtg
Danielson	410	252	3076	61.5	728	17	4.1	15	37	77.1
MacHurek	43	15	193	32.6	44	0	0.0	6	14.0	48.8
Hipple	38	16	246	42.1	64	1	2.6	4	76.2	62.0
Wilkowski	34	13	210	38.2	61	0	0.0	0	39	117.4
J. Jones	5	3	62	60.0	12	0	0.0	0	27	17.1
Jenkins	1	0	0	0.0	0	0	0.0	0	0	143.3
Lions	531	298	3787	56.1	713	19	3.6	22	41	77.1
Opponents	466	288	3782	61.8	812	27	5.8	14	3.0	73.7

Interceptions	Int	Yds	Avg	Lg	TD
Watkins	6	0	0.0	0	0
Graham	3	22	7.3	15	0
Hall	2	64	32.0	36	0
McNorton	2	0	0.0	0	0
Fantetti	1	1	1.0	1	0
Lions	14	87	6.2	36	1
Opponents	22	251	11.4	63	1

Punting	Pnt	Yds	Avg	Net	TB	In	Lg
Black	76	3164	41.6	32.7	8	13	63
Lions	76	3164	41.6	32.7	8	13	63
Opponents	73	2921	40.0	33.9	10	13	60

Punt Returns	PR	FC	Yds	Avg	Lg	TD
Martin	25	6	210	8.4	23	0
Hall	7	1	30	4.3	11	0
Mandley	2	2	0	0.0	0	0
Jenkins	1	0	1	1.0	0	0
Johnson	1	0	0	0.0	0	0
Lions	36	11	241	6.7	23	0
Opponents	49	2	516	10.5	69	1

Kickoff Returns	KR	Yds	Avg	Lg	TD
Mandley	22	390	17.7	32	0
Hall	19	385	20.3	46	0
Jenkins	18	396	22.0	46	0
Johnson	10	144	14.4	23	0
Meade	4	32	8.0	15	0
D'Addio	1	0	0.0	0	0
Lions	74	1347	18.2	46	0
Opponents	60	1250	20.8	44	0

Field Goals	1-19	20-29	30-39	40-49	50+
Murray	1/1	0/0	0/0	0/0	0/0
Opponents	3/3	1/2	5/7	12/13	1/4
Murray	3/3	2/2	9/16	5/8	5/6
Opponents	3/3	2/2	9/16	5/8	5/6

Defense	TT	ST	AT	Sk	Yds	PD	FF	FR
Hall, A	147	94	53	0	0	0	0	0
Williams, J	140	105	35	2	4	5	0	1
Graham	138	96	42	0	0	2	0	1
Fantetti	135	94	41	1	5	13	2	0
Cobb	128	95	33	3	30	1	0	0
Cofer	107	75	32	7	49	0	1	1
English	95	65	30	5	37	0	1	1
McNorton	79	54	25	0	8	0	0	0
Gay	75	52	23	10	72	0	0	1
Green	71	52	19	8.5	68	0	0	1
Watkins	67	58	9	0	0	5	1	0
Johnson	60	32	8	0	0	0	0	0
Barnes	27	24	0	0	0	0	0	0
Frizzell	21	17	4	0	0	1	0	0
Doig	19	17	2	0	0	0	0	0
Latimer	17	12	8	0	0	3	1	1
Williams, E	9	7	2	0	0	0	0	0
Moss	7	4	3	0	0	0	0	0
King	5	4	1	0	0	0	0	0
Dodge	4	2	1	0	0	0	0	0
Tautoulo	4	2	2	0	0	0	0	0
Lions	1335	962	373	37	273	26	7	10

NFL Standings	W	L	T	Pct	Pts	Opp
NFC Central	10	6	0	.625	325	246
Chicago	8	8	0	.500	390	309
Green Bay	6	10	0	.375	335	360
Tampa Bay	4	11	1	.261	263	406
Detroit	3	13	0	.186	276	484
Minnesota	2	14	0	.125	250	454

NFC East	W	L	T	Pct.	Pts	Opp
Pittsburgh	9	7	0	.563	387	310
New England	8	8	0	.500	383	339
San Francisco	5	11	0	.313	250	297
Indianapolis	4	12	0	.250	239	414
Buffalo	2	14	0	.125	250	454

NFC West	W	L	T	Pct.	Pts	Opp
Seattle	12	4	0	.750	416	282
L.A. Raiders	11	5	0	.688	366	278
Kansas City	8	8	0	.500	314	324
San Diego	7	9	0	.438	394	413

AFC Central	W	L	T	Pct.	Pts	Opp
Pittsburgh	9	7	0	.563	387	310
New England	8	8	0	.500	383	339
San Francisco	5	11	0	.313	250	297
Indianapolis	4	12	0	.250	239	414
Buffalo	2	14	0	.125	250	454

AFC East	W	L	T	Pct.	Pts	Opp
Miami	14	2	0	.875	513	298
New England	9	7	0	.563	382	352
San Francisco	7	9	0	.438	366	278
Indianapolis	4	12	0	.250	239	414
Buffalo	2	14	0	.125	250	454

AFC West	W	L	T	Pct.	Pts	Opp
Seattle	12	4	0	.750	416	282
L.A. Raiders	11	5	0	.688	366	278
Kansas City	8	8	0	.500	314	324
San Diego	7	9	0	.438	394	413

NFL defeated LA Rams, 16-13, in NFC wild card. SF defeated NYG, 21-10, and CHI defeated WAS, 23-19, in NFC playoffs. SF defeated CHI, 23-0, for NFC title. Sea defeated LAR, 13-7, in AFC wild card. Mia defeated Sea, 31-10, and Pitt defeated Den, 24-17, in AFC playoffs. Mia defeated Pitt, 45-28, for AFC title. SF defeated Sea, 38-16, for NFL title in SB XIX.

IN 1984: Toxic gas leaks from Union Carbide plant in Bhopal, India, killing 2,000 and injuring 150,000.



YEAR-BY-YEAR RESULTS

Detroitlions.com
Media.Detroitlions.com

1985

Record: 7-9, 4th NFC Central

Date	W/L	Score	Opponent	Att
9/8	W	28-27	at Atlanta	37,785
9/15	W	26-21	Dallas	72,985
9/22	L	6-14	at Indianapolis	60,042
9/29	W	30-9	Tampa Bay	45,023
10/6	L	10-43	at Green Bay	55,914
10/13	L	3-24	at Washington	52,845
10/20	W	23-21	San Francisco	67,715
10/27	W	31-21	Miami	75,291
11/3	L	13-16	at Minnesota	58,012
11/10	L	3-24	at Chicago	53,667
11/17	W	41-21	Minnesota	54,647
11/24	L	16-13ot	at Tampa Bay	43,471
11/28	W	31-20	NW Jets	65,531
12/8	L	6-23	at New England	59,078
12/15	L	23-26	Green Bay	49,379
12/22	L	17-37	Chicago	74,042*

*Silverdome sellout

Usual Starters

Offense	Defense
WR 86 Mark Nichols	LE 76 Eric Williams
LT 75 Lomas Brown	NT 78 Doug English
LG 72 Chris Dietrich	RE 79 William Gay
C 52 Steve Mott	LB 59 Jimmy Williams
RT 70 Keith Dorney (B), 67 Don Greco (A)	LB 50 August Curley
RG 51 David Jones (A)	LB 95 Kurt Alleman
RB 70 Keith Dorney	LB 92 Angelo King
TE 87 David Lewis	CB 27 Bobby Watkins
WR 39 Leonard Thompson	CB 27 Bruce McNorton
QB 16 Gary Danielson	DB 21 Demeetrius Johnson
FB 28 W. Montgomery (S); 24 Alvin Moore (S)	FS 33 William Graham
RB 30 James Jones	

Team Statistics

Total First Downs	Det	Opp
Rushing	259	359
Passing	180	156
Penalty	20	24
3rd Down: Made/Att	81/211	67/196
3rd Down Pct.	38.4	34.2
4th Down: Made/Att	2/8	10/18
4th Down Pct.	25.0	55.6

Possession Avg.

Total Net Yards	Det	Opp
Avg. Per Game	279.8	348.4
Total Plays	967	1083
Avg. Per Play	4.6	5.2

Net Yards Rushing

Total Rushes	Det	Opp
Avg. Per Game	1538	2685
Avg. Per Play	96.1	167.8

Net Yards Passing

Total Passes	Det	Opp
Avg. Per Game	2338	2306
Sacked/Yards Lost	45/378	45/336

Gross Yards

Att./Completion Pct.	Det	Opp
462/254	478/283	59.2
Had Intercepted	21	18

Punts/Average

Net Punting Avg.	Det	Opp
34.7	40.2	36.7

Penalties/Yards

Fumbles/Ball Lost	Det	Opp
33/20	35/18	40
Rushing	13	19
Passing	19	16
Returns	1	5

Points Scored

Lions	Opponents
76	68

Scoring

TD	Ru	Pa	Rt	PAT	FG	S	Pts
Murray	0	0	0	31/33	26/31	0	109
J. Jones	9	4	1	0/0	0/0	0	54
Moore	5	4	1	0/0	0/0	0	30
Thompson	5	0	1	0/0	0/0	0	30
Nichols	4	0	4	0/0	0/0	0	24
Chadwick	3	0	3	0/0	0/0	0	18
Lewis	3	0	3	0/0	0/0	0	18
Hipple	2	2	0	0/0	0/0	0	12
J. Ferguson	1	1	0	0/0	0/0	0	6
Mandley	1	0	1	0/0	0/0	0	6
Lions	33	13	19	31/33	26/31	0	307
Opponents	40	19	16	5	40/40	28/36	366

Rushing

Att	Yds	Avg	Lg	TD
J. Jones	144	88.6	3.6	25
Montgomery	75	251	3.3	22
Moore	80	221	2.8	18
Hipple	32	89	2.8	26
Kane	3	44	4.0	7
Meade	4	18	6.0	9
Nichols	1	15	15.0	15
J. Ferguson	4	12	3.0	15
A. Jones	1	2	2.0	2
Black	1	0	0.0	0
Lions	452	1538	3.4	29
Opponents	560	2685	4.8	37

Receiving

Rec	Yds	Avg	Lg	TD
Thompson	51	736	14.4	48
J. Jones	45	334	7.4	36
Nichols	36	582	16.4	43
Lewis	28	354	12.6	40
Chadwick	25	478	19.1	56
Moore	19	154	8.1	14
Mandley	18	316	17.5	7
Bland	12	157	13.1	24
Montgomery	7	55	7.9	28

Kane	5	56	11.2	18	0
McDonald	3	23	7.7	9	0
Rubick	2	33	16.5	18	0
Meade	2	21	10.5	14	0
McCall	1	7	7.0	7	0
Lions	254	3316	13.1	56	19
Opponents	283	3242	11.5	50	16

Passing	Att	Cmp	Yds	Cmp%	Avg	TD	Int	Lg	Sk/Y	Rtg
Hipple	406	223	2952	54.9	7.2	17	42	18	56	49/343
J. Ferguson	54	31	364	57.4	6.7	2	3	3	5.6	48.5
J. Jones	1	0	0	0.0	0.0	0	0	0	0	39.6
Moore	1	0	0	0.0	0.0	0	0	0	0	39.6
Lions	462	254	3316	55.0	7.18	19	41	21	4.6	53/378
Opponents	478	283	3242	59.2	6.78	16	34	18	3.8	50/4356

Interceptions	Int	Yds	Avg	Lg	TD
Watkins	5	15	3.0	8	0
Johnson	3	39	13.0	19	0
Graham	3	22	7.3	22	0
McNorton	2	14	7.0	10	0
Harrell	1	20	20.0	20	0
Bunz	1	17	17.0	17	0
Gay	1	7	7.0	7	0
Frizzell	1	3	3.0	3	0
Barnes	0	-1	-1.0	-1	0
Lions	10	173	17.3	49	1
Opponents	25	316	12.6	78	5

Punting	Pnt	Yds	Avg	Net	TB	In	Lg	B
Black	73	3054	41.8	34.7	5	17	60	0
Lions	73	3054	41.8	34.7	5	17	60	0
Opponents	64	2572	40.2	30.8	10	12	57	0

Punt Returns	PR	FC	Yds	Lg	TD
Mandley	38	5	403	10.8	63
Lions	38	5	403	10.8	63
Opponents	44	12	420	9.5	47

Kickoff Returns	KR	Yds	Avg	Lg	TD
Hall	38	886	23.3	54	0
Moore	13	230	17.7	24	0
A. Jones	10	226	22.6	30	0
Mandley	6	152	25.3	35	0
Lions	68	1494	22.0	54	0
Opponents	60	1313	21.9	94	1

Field Goals	1-19	20-29	30-39	40-49	50+
Murray	2/2	5/7	11/12	6/7	2/3
Lions	2/2	5/7	11/12	6/7	2/3
Opponents	0/0	16/16	8/9	3/8	1/3

Murray: (04G, 46G, 48N); (37G, 35G); (22G, 33G, 39G); (22G, 27N, 24N); (33G, 24G, 41G, 45G); (50G); (32G, 33N, 24G); (34G); (48G, 51G); (47G, 38G, 39G); (119G); (26G, 37G); (19G); (42G, 59N)

Defense	TT	ST	AT	Sk	Yds	Pd	FF	FR
Graham	113	75	38	1	2	6	1	4
Johnson, D	97	72	25	3	34	7	3	1
King	90	77	13	4	33	6	1	0
Williams, J	89	67	22	7.5	55	3	1	1
McNorton	76	63	13	0	0	8	0	1
Curley	75	51	24	0	0	2	0	1
Gay	66	52	14	7.5	41	4	2	6
Williams, E	60	51	9	6	53	1	0	1
Alleman	55	40	15	0	0	1	0	1
English	51	38	13	2.5	14	2	1	0
Watkins	50	44	6	0	0	12	0	2
Green	45	35	10	7	51	0	1	1
Hall	35	28	8	1	11	1	0	0
Coffey	32	24	8	1	10	1	0	1
Barnes	31	27	4	0	0	4	2	0
Fantetti	31	20	11	0	0	1	2	0
Harrell	25	24	1	0	0	2	2	0
Ferguson, K	20	11	9	1.5	13	0	0	0
Bostic	16	14	2	0	0	1	0	0
James	16	12	4	0	0	1	0	1
Black	12	9	3	2	22	0	0	0
Frizzell	10	9	1	0	0	4	0	0
Galloway	9	8	1	0	0	1	0	0
Maxwell	7	6	1	0	0	1	0	0
Brown, A	7	5	2	0	0	0	0	0
Moss	1	1	0	0	0	0	0	0
Evans	1	1	0	0	0	0	0	0
Bunz	1	1	0	0	0	0	0	0
Team	1	1	0	0	0	0	0	0
Lions	1121	865	256	45	341	70	19	18
Opponents	991	768	223	53	378	73	21	20

NFL Standings												
NFC Central						AFC Central						
Team	W	L	T	Pct	Pts	Opp	Team	W	L	T	Pct	Pts
Chicago	15	1	0	.936	456	196	Cleveland	8	8	0	.500	287
Green Bay	8	8	0	.500	337	355	Cincinnati	7	9	0	.438	441
Minnesota	7	9	0	.438	346	359	Pittsburgh	7	9	0	.438	379
DETROIT	7	9	0	.438	307	366	Houston	5	11	0	.313	284
Tampa Bay	2	14	0	.125	294	446	AFC East					

NFC East						AFC East					
Dallas	10	6	0	.625	357 333	Miami	12	4	0	.750	426 320
NY Giants	10	6	0	.625	399 283	NY Jets	11	5	0	.688	393 264
Washington	10	6	0	.625	297 312	New England	11	5	0	.688	362 290
Philadelphia	7	9	0	.438	266 310	Indianapolis	5	11	0	.313	320 386
St. Louis	5	11	0	.313	278 414	Buffalo	2	14	0	.125	200 361
NFC West						AFC West					
L.A. Rams	11	5	0	.688	340 277	L.A. Raiders	12	4	0	.750	354 306
San Francisco	10	6	0	.625	411 263	Denver	11	5	0	.688	360 329
New Orleans	5	11	0	.313	294 401	Seattle	8	8	0	.500	349 303
Atlanta	4	12	0	.250	282 452	San Diego	8	8	0	.500	467 435
						Kansas City	6	10	0	.376	317 360
NFL defeated SF, 17-3, in the NFC wild card. Ch defeated NYG, 21-0, and the LA/RM defeated DAL, 20-0, in the NFC playoffs. Ch defeated LA/RM, 24-0, for the NFL title. NE defeated NYJ, 26-14, in the AFC wild card. NYG defeated NYJ, 27-10, in the AFC wild card. NYG defeated NYJ											

NYG defeated SF, 17-3, in the NFC wild card. Chi defeated NYG, 21-0, and the LARm defeated Dal, 20-0, in the NFC playoffs. Chi defeated the LARm, 24-0, for the NFC title. NE defeated NYJ, 26-14, in the AFC wild card. NE defeated the LARm, 27-20, and Mia defeated Chi, 24-21, in the AFC playoffs. NE defeated Mia, 31-14, for the AFC title. Chi defeated NE, 46-10, for NFL title in SB XX.

IN 1985: Ronald Reagan takes oath for his second term as the 40th U. S. President.



YEAR-BY-YEAR RESULTS

Detroitlions.com
Media.Detroitlions.com

1986

Record: 5-11, 3rd NFC Central

Date	W/L	Score	Opponent	Att
9/7	W	13-10	at Minnesota	54,851
9/14	L	7-31	Dallas	73,812
9/21	L	20-24	Tampa Bay	38,463
9/28	L	21-24	at Cleveland	72,029
10/5	W	24-13	Houston	41,960
10/12	W	21-14	at Green Bay	52,290
10/19	L	10-14	at L.A. Rams	50,592
10/26	L	7-13	at Chicago	62,964
11/2	L	17-24	Cincinnati	52,423
11/9	L	10-24	Minnesota	53,725
11/16	W	13-11	at Philadelphia	54,758
11/23	W	38-17	at Tampa Bay	30,029
11/27	L	40-44	Green Bay	61,199
12/7	L	17-27	at Pittsburgh	45,042
12/15	L	13-16	Chicago	75,602
12/21	L	6-20	Atlanta	35,255

*Silverdome sellout

Usual Starters

Offense	Defense
WR 89 Jeff Chadwick	LE 77 Keith Ferguson
LT 75 Lomas Brown	NT 76 Eric Williams
LG 73 Harvey Salem	RE 79 William Gay
C 52 Steve Mott	LB 59 Jimmy Williams
RG 70 Keith Dorney	LB 58 James Harrell
RT 71 Rick Strangier	LB 57 Vernon Maxwell
TE 81 Jimmie Giles	LB 55 Michael Cofer
WR 80 Carl Bland	CB 40 Duane Galloway
QB 17 Eric Hipple	CB 25 James Jones
RB 32 Garry James	FS 31 Devin Mitchell
PB 30 Tom James	

Team Statistics

Total First Downs	287
Rushing	100
Passing	156
Penalty	51
3rd Down: Made/Att	85/222
3rd Down Pct.	38.3
4th Down: Made/Att	7/14
4th Down Pct.	50.0
Possession Avg.	29.42
Total Net Yards	4555
Avg. Per Game	284.7
Total Plays	1003
Avg. Per Play	4.5
Net Yards Rushing	1771
Avg. Per Game	110.7
Total Rushes	470
Net Yards Passing	1784
Avg. Per Game	174.0
Sacked/Yards Lost	39/323
Gross Yards	3107
Att./Completions	500/286
Completion Pct.	57.2
Had Intercepted	20
Punts/Average	85/38.9
Net Punting Avg.	31.4
Penalties/Yards	84/658
Fumbles/Ball Lost	30/17
Touchdowns	32
Rushing	13
Passing	18
Returns	1

Points Scored

Lions	Opponents
34	63

Scoring

TD	Ru	Pa	PAT	Pts
Murray	0	0	0	0
James	9	8	1	0
Chadwick	0	5	0	0
Thompson	5	0	1	0
Giles, T.B.-Det.	4	0	4	0
Giles, Det.	3	0	3	0
James	3	0	0	0
Bland	2	0	2	0
S. Williams	2	2	0	0
Hunter	1	0	1	0
Lewis	1	0	1	0
Mandley	1	0	1	0
Lions	32	13	18	1
Opponents	36	15	14	7

Receiving

Yds	Rec	Yds	Av	Lg	Pts
James	54	334	6.2	21	1
Chadwick	53	185	3.5	18	0
Bland	44	511	11.6	73	2
Giles, T.B.-Det.	37	376	10.2	30	4
Giles, Det.	34	219	6.4	26	0
James	25	320	12.8	38	5
Thompson	25	218	8.7	18	1
Hunter	10	88	8.8	16	1
Lewis					

Moore Mandley Rubick S. Williams Lions Opponents

Passing Hipple J. Ferguson Long Lions Opponents

Interceptions Mitchell Galloway McNorton Griffin D. Johnson J. Williams Bostic K. Ferguson E. Williams Lions Opponents

Punting Arnold Black Murray Lions Opponents

Punt Returns Mandley Hill, Bul.-Det. Lions Opponents

Kickoff Returns Hunter Elder, Pit.-Det. Elder, Det. Bland Smith Graham Mandley Evans Lions Opponents

Field Goals Murray Lions Opponents

Defense Johnson, D. Harrell Maxwell Cofer Mitchell Galloway McNorton Robinson Williams, E. Williams, J. Ferguson, C. Gay Graham Bostic King Green Griffin Black Watkins Butcher Johnson, J. Elder Evans Hill Team Lions Opponents

NFL Standings

Defense
Johnson, D
Harrell
Maxwell
Cofer
Mitchell
Galloway
McNorton
Robinson
Williams, E
Williams, J
Ferguson, K
Gay
Graham
Bostic
King
Green
Griffin
Baack
Watkins
Butcher
Johnson, J
Elder
Evans
Hill
Team
Lions
Opponents

NFC West

AFC West	W	L	T	Pct	Pts	Opp
Denver	11	5	0	.688	412	307
San Francisco	10	6	0	.625	366	293
Seattle	10	6	0	.625	366	293
San Diego	4	12	0	.250	335	396

Was defeated L.A.R.M., 19-7, in the NFC wild card. Was defeated Chi., 27-13, and NYG, 49-3, in the NFC playoffs. NYG defeated Was., 17-0, for the NFC title. NYJ defeated KC, 35-15, in the AFC wild card. Cle defeated NYJ, 23-20, and Den defeated NE, 22-17, in the AFC playoffs. Den defeated Cle, 23-20 (OT), for the AFC title. NYG defeated Den, 39-20, for the NFL title in SB XXI.

IN 1986: The space shuttle Challenger explodes after launch at Cape Canaveral, killing all seven aboard.



IN 1987: Jewels are retrieved from the wreckage of the oceanliner, Titanic.



YEAR-BY-YEAR RESULTS

Detroitlions.com
Media.Detroitlions.com

1988

Record: 4-12, 4th NFC Central

Date	W/L	Score	Opponent	Att
9/4	W	31-17	Atlanta	31,075
9/11	L	10-17	at L.A. Rams	46,262
9/18	L	14-22	New Orleans	32,943
9/25	L	10-17	NY Jets	29,250
10/2	L	13-20	at San Francisco	58,285
10/9	L	7-24	Chicago	64,326
10/16	L	10-30	at NY Giants	74,813
10/23	W	7-6	at Kansas City	66,926
10/30	L	10-13ot	NY Giants	38,354
11/6	L	17-44	at Minnesota	55,573
11/13	L	20-23	Tampa Bay	25,956
11/20	W	19-9	at Green Bay (MI)	44,327
11/24	L	0-23	Minnesota	46,479
12/4	W	30-14	Green Bay	28,124
12/11	L	12-13	at Chicago	55,010
12/18	L	10-21	at Tampa Bay	37,778

Usual Starters

Offense

WR	82	Pete Mandley
LT	75	Lomas Brown
LG	53	Kevin Glover
C	52	Steve Mott
RG	74	Joe Milnichik
RT	73	Harvey Salem
TE	87	Pat Carter
WR	89	Jeff Chadwick
QB	12	Rusty Hilger
RB	32	Garry James
FB	30	James Jones

Pro Bowl Selections: Jim Arnold (P), Michael Cofer (LB)

Defense

LE	76	Eric Williams
NT	93	Jerry Ball
RE	77	Keith Ferguson
LB	58	George Jamison
LB	54	Chris Spielman
LB	98	Dennis Gibson
LB	55	Michael Cofer
CB	43	David Holmes
CB	29	Bruce McNorton
SS	36	Bernie Blades
FS	45	Raphael Cherry

Team Statistics

	Det	Opp
Total First Downs	226	334
Rushing	63	128
Passing	141	179
Penalty	22	27
3rd Down: Made/Att	73/217	89/217
3rd Down Pct.	33.6	45.6
4th Down: Made/Att	7/12	4/10
4th Down Pct.	58.3	40.0
Possession Avg.	27:27	32:33
Total Net Yards	3405	5316
Avg. Per Game	212.8	332.2
Total Plays	920	1071
Avg. Per Play	3.7	5.0
Net Yards Rushing	1243	2037
Avg. Per Game	77.7	127.3
Total Rushes	391	511
Net Yards Passing	2162	3279
Avg. Per Game	135.1	204.9
Sacked/Yards Lost	52/410	47/393
Gross Yards	2572	3672
Att./Completions	477/213	513/337
Completion Pct.	44.7	65.7
Had Intercepted	18	15
Punts/Average	97/42.4	74/39.4
Net Punting Avg.	31.7	31.7
Fumbles/Yards	94/804	106/869
Penalties/Ball Lost	31/15	35/21
Touchdowns	23	34
Rushing	7	16
Passing	13	17
Returns	3	1

Points Scored

	Q1	Q2	Q3	Q4	OT	Pts
Lions	36	87	51	46	0	220
Opponents	34	93	78	105	3	313

Scoring

	TD	Ru	Pa	Rt	PAT	FG	S	Pts
Murray	0	0	0	0	22/23	20/21	0	82
James	7	5	2	0	0/0	0/0	0	42
Mandley	5	1	4	0	0/0	0/0	0	30
Chadwick	2	0	0	0	0/0	0/0	0	18
Bland	2	0	2	0	0/0	0/0	0	12
Jamison	2	0	0	2	0/0	0/0	0	12
Lee	1	0	1	0	0/0	0/0	0	6
Lewis	1	0	1	0	0/0	0/0	0	6
Mitchell	1	0	0	1	0/0	0/0	0	6
S. Williams	1	0	0	0	0/0	0/0	0	6
Lions	23	7	13	3	22/23	20/21	0	220
Opponents	34	16	17	1	32/34	25/29	1	313

Rushing

	Att	Yds	Avg	Lg	TD
James	182	552	3.0	35	5
Jones	86	314	3.3	13	0
Paige	52	207	4.0	20	0
Mandley	6	44	7.3	21t	1
Painter	17	42	2.5	13	0
Hilger	7	27	3.9	11	0
Long	7	22	3.1	11	0
S. Williams	9	22	2.4	5	1
Morris, Sea-Det.	3	6	2.0	5	0
Hipple	1	5	5.0	5	0
Bland	1	4	4.0	4	0
Woodfolk	1	4	4.0	4	0
Wikowski	1	0	0.0	0	0
Lions	291	1243	3.2	35	7
Opponents	511	2037	4.0	37	16

Receiving

	Rec	Yds	Avg	Lg	TD
Mandley	44	117	14.0	36	4
Jones	39	382	9.8	39t	2
James	29	259	8.9	40	0
Lee	22	261	11.9	18	1
Bland	21	307	14.6	35	2
Chadwick	20	304	15.2	32	3
Carter	13	145	11.2	31	0
Paige	11	100	9.1	15	0

Starring, T.B.-Det.

Starring, Det.	8	164	20.5	53	0
S. Williams	5	89	17.8	40	0
Lewis	3	46	15.3	32	0
Craig	3	32	10.7	23	1
Painter	2	29	14.5	18	0
Liens	1	1	1.0	0	0
Opponents	213	2572	12.1	56	13
	337	3672	10.9	51t	17

Passing

	Att	Cmp	Yds	Cmp%	AVG	TD	Int	Lg	Sk/Y	Rtg
Hilger	306	126	1558	41.2	5.08	7	23	12	39	31.251
Hipple	141	75	856	53.2	6.07	6	4.3	6	40	18.134
Arnold	27	12	158	44.4	5.85	0	0.0	0.0	31	3.255
Wikowski	1-0	35.6	Rtg: Jones 1-0, 39.6							
Opponents	577	277	3168	48.0	5.48	19	3.3	25	64t	20.174
	591	371	4404	62.8	7.45	27	4.6	10	1.7	57.9
										60 33.254

Interceptions

	Int	Yds	Avg	Lg	TD
Mitchell	3	107	35.7	52t	1
Jamison	3	56	18.7	52t	1
Griffin	2	31	15.5	31	0
Blades	2	12	6.0	7	0
Cherry	2	0	0.0	0	0
Holmes 1-32; J. Williams 1-5; McNorton 1-4					
Lions	15	247	16.5	90t	2
Opponents	18	159	8.8	34	0

Punting

	Pnt	Yds	Avg	Net	TB	In	Lg	B
Arnold	97	4110	42.4	35.9	7	22	69	0
Lions	97	4110	42.4	35.9	7	22	69	0
Opponents	74	2915	39.4	31.7	11	18	67	0

Punt Returns

	PR	FC	Yds	Avg	Lg	TD
Mandley	37	7	287	7.8	25	0
Blind	5	1	69	11.8	34	0
Lions	42	8	346	8.2	25	0
Opponents	57	19	483	8.5	77t	1

Kickoff Returns

	KR	Yds	Avg	Lg	TD
Lee	18	395	19.7	38	0
Painter	17	347	20.4	32	0
Morris, Sea-Det.	13	259	19.9	30	0
Morris, Det.	2	41	20.5	25	0
Starring	8	179	22.4	29	0
Woodfolk	4	99	24.8	46	0
Androsiek 1-3; Saleaumua 1-0					
Lions	59	1154	19.6	46	0
Opponents	56	1076	19.2	41	0

Field Goals

	1-19	20-29	30-39	40-49	50+
Murray	1/1	8/8	9/9	2/2	0/1
Opponents	1/1	8/8	9/9	2/2	0/1
Murray: (37G); (30G); (39G); (24G, 34G); (37G); (48G); (39G, 52N, 38G); (22G, 37G, 19G, 26G); (26G, 23G, 23G); (25G, 44G); (27G)					

Defense

	TT	ST	AT	Sk	Yds	PD	FF	FR
Spielman	153	118	35	0	7	1	1	1
Gibson	116	89	27	0.5	3	1	1	1
McNorton	105	87	18	0	0	9	3	4
Blades	102	86	16	1	19	4	3	4
Jamison	77	66	11	5.5	47	3	3	3
Cofer	75	65	10	0.2	88	6	2	0
Ball	68	49	19	2	13	2	0	0
Holmes	60	47	13	0	0	10	1	0
Williams, E	43	34	9	6.5	51	4	3	0
Griffin	41	34	1	1	19	1	1	1
Ferguson	37	28	9	8.5	75	1	1	0
Mitchell	31	22	9	0	0	3	0	0
Williams, J	26	22	4	2	10	0	0	1
Cherry	25	19	0	0	0	0	0	0
Watkins	21	18	3	0	0	5	0	0
Butcher	18	17	1	0	0	0	0	0
Lockett	17	16	1	1	8	0	0	1
White, W	16	15	1	0	0	1	0	1
Rogers	15	11	4	1	7	1	0	0
Saleaumua	11	10	1	2	18	0	0	0
Strauthaus	10	7	3	2	17	0	0	0
Robinson	9	8	0	0	0	0	0	0
Green	6	4	2	2	18	0	0	0
Ahrens	2	2	0	0	0	0	0	0
Lions	1084	874	210	47	593	56	20	19
Opponents	902	735	167	52	410	75	11	15

NFL Standings

NFC Central	W	L	T	Pct	Pts	OP	AFC Central	W	L	T	Pct.	Pts	OP
Chicago	12	4	0	.750	312	215	Cincinnati	12	4	0	.750	446	329
Minnesota	11	5	0	.688	406	223	Cleveland	10	6	0	.625	304	288
Tampa Bay	5	11	0	.313	216	350	Houston	10	6	0	.625	424	365
DETROIT	4	12	0	.250	220	313	Pittsburgh	5	11	0	.313	336	421
Green Bay	4	12	0	.250	240	315	AFC East						
NFC East							Buffalo	12	4	0	.750	329	327
Philadelphia	10	6	0	.625	379	319	Indianapolis	9	7	0	.563	354	315
NY Giants	10	6	0	.625	359	304	New England	9	7	0	.563	290	284
Washington	7	9	0	.436	345	367	NY Jets	8	7	1	.531	372	354
Phoenix	7	9	0	.436	344	398	Miami	6	10	0	.375	319	380
Dallas	3	13	0	.188	265	361	AFC West						
NFC West							Seattle	9	7	0	.563	339	329
San Francisco	10	6	0	.625	369	294	Denver	8	8	0	.500	327	352
L.A. Rams	10	6	0	.625	407	293	L.A. Raiders	7	9	0	.436	325	369
New Orleans	10	6	0	.625	312	283	San Diego	6	10	0	.375	231	332
Atlanta	5	11	0	.313	244	315	Kansas City	4	11	1	.261	281	354

Min defeated the LARn, 28-17, in the NFC wild card. SF defeated Min, 34-4, and CIN defeated Phi, 20-15 in the NFC playoffs. San Francisco, CIN, 28-3, for the NFC title. Ho defeated Cin, 24-23, in the AFC wild card. San Francisco, 20-13, for the AFC title. Ho defeated the KC, 26-10, in the AFC wild card. Ho defeated the KC,



YEAR-BY-YEAR RESULTS

Detroitlions.com
Media.Detroitlions.com

1989

Record: 7-9, 3rd NFC Central

Date	W/L	Score	Opponent	Att
9/10	L	13-16	Phoenix	36,735
9/17	L	14-24	at NY Giants	76,021
9/24	L	27-47	Chicago	71,148
10/1	L	3-23	Pittsburgh	43,804
10/8	L	17-24	Minnesota	55,380
10/15	W	17-16	at Tampa Bay	46,225
10/22	L	7-20	Minnesota	51,579
10/29	L	20-23ot	at Green Bay (MI)	53,731
11/5	L	31-35	at Houston	46,056
11/12	W	31-22	Green Bay	44,324
11/19	L	7-42	Cincinnati	55,720
11/23	W	13-10	Cleveland	65,624
12/3	W	21-14	New Orleans	38,550
12/10	W	27-17	at Chicago	52,650
12/17	W	39-7	Tampa Bay	40,362
12/24	W	31-24	at Atlanta	7,792

Usual Starters

Offense	Defense
QR 82 Robert Clark	LE 76 Eric Williams
WR 84 Richard Johnson	NT 93 Jerry Ball
LT 75 Lomas Brown	RE 97 Kevin Brooks
LG 65 Eric Andolsek	LB 99 Jimmy Williams
C 53 Kevin Glover	LB 54 Chris Spielman
RG 67 Kevin Dallalora	LB 57 Victor Jones (9); 98 Dennis Gibson (5)
RT 73 Harvey Salem (8); 84 Eric Sanders (7)	LB 55 Michael Coler; 98 George Jamison
WR 24 Jason Phillips (8); 81 Stacey Mobley (5)	CB 21 Terry Taylor
TE 87 Walter Starnes	CB 43 Jerry Holmes
QB 9 Rodney Peete	SS 36 Bennie Blades
SB 20 Barry Sanders	SF 35 William White

Pro Bowl Selections: Jerry Ball (NT), Eddie Murray (K), Barry Sanders (RB), Chris Spielman (LB)

Team Statistics

Total First Downs	274	314
Rushing	117	98
Passing	139	189
Penalty	18	27
3rd Down Made/Att	63/189	63/220
3rd Down Pct.	33.3	28.6
4th Down Made/Att	8/13	10/14
4th Down Pct.	61.5	71.4
Possession Avg.	26.14	33.46
Total Net Yards	4992	5537
Avg. Per Game	312.0	346.1
Total Plays	928	1064
Avg. Per Play	5.4	5.2
Net Yards Rushing	2053	1621
Avg. Per Game	183.7	144.8
Total Rushes	421	454
Net Yards Passing	2939	3916
Avg. Per Game	128.3	161.3
Sacked/Yards Lost	57/343	40/277
Gross Yards	3282	4193
Att./Completions	450/229	570/370
Completion Pct.	50.9	64.9
Had Intercepted	24	16
Punts/Average	83/42.6	80/41.2
Net Punting Avg.	36.0	31.8
Penalties/Yards	121/977	107/993
Fumbles/Ball Lost	37/24	28/19
Touchdowns	36	42
Rushing	23	18
Passing	11	19
Returns	2	5

Points Scored

Lions	Opponents
68	106
29	156

Scoring

TD	Ru	Pa	Rt	PAT	FG	S	Pts
Murray	0	0	0	0	36/36	20/21	95
B. Sanders	14	14	0	0	0/0	0/0	84
R. Johnson	8	8	0	0	0/0	0/0	48
Gagliano	4	4	0	0	0/0	0/0	24
Peete	4	4	0	0	0/0	0/0	24
Clark	2	0	0	0	0/0	0/0	12
Hipple	1	1	0	0	0/0	0/0	6
Holmes	1	0	0	0	0/0	0/0	6
Phillips	1	0	0	0	0/0	0/0	6
White	1	0	0	0	0/0	0/0	6
Lions	36	23	11	2	36/36	20/21	312
Opponents	42	18	19	5	41/42	23/33	364

Rushing

Att	Yds	Avg	Lg	TD
B. Sanders	280	14.0	53	34
Gagliano	41	19.2	47	19
Peete	33	14.8	4.5	14
Page	30	10.5	3.5	16
Painter	15	64	4.3	9
R. Johnson	12	38	3.2	14
Gray	3	22	7.3	14
Hipple	2	11	5.5	10
L. Brown	1	3	3.0	3
McDonald	1	3	0.7	6
Long	1	2	-2.0	2
Lions	421	2,053	4.9	34
Opponents	454	1,621	3.6	53

Receiving

Rec	Yds	Avg	Lg	TD
R. Johnson	70	10.91	15.8	7
Clark	41	74.8	18.2	69
Phillips	30	35.2	11.7	55
B. Sanders	24	30.4	12.7	37
B. Sanders	24	28.2	11.8	46
Mobley	13	15.8	12.2	30
McDonald	12	13.8	11.5	27
Ford	3	5.6	11.2	37
Painter	2	41	13.7	7
Gray	2	47	23.5	30

T. Johnson	2	29	14.5	22	0
Paige	2	27	13.5	15	0
Chadwick	1	8	8.0	9	0
Lions	229	3282	14.3	75t	11
Opponents	370	4193	11.3	69t	19

Passing	Att	Cmp	Yds	Cmp%	Avg	TD	Int%	Int%	Lg	Sk/Y	Rtg
Gagliano	232	117	1671	50.4	7.20	6	2.6	12	5.2	75t	25/163
Peete	195	103	1479	52.8	7.58	5	2.6	9	4.6	69	27/164
Hipple	18	7	90	38.9	5.00	0	0.0	3	16.7	30	5/26
Long	5	2	42	40.0	8.40	0	0.0	0	0.0	37	0/0
Lions	450	229	3282	50.9	7.29	11	2.4	24	5.3	75t	57/343
Opponents	570	370	4193	64.9	7.36	19	3.3	16	2.8	69t	40/277

Interceptions	Int	Yds	Avg	Lg	TD
Holmes	6	77	12.8	36	1
J. Williams	5	15	3.0	9	0
Gibson	1	10	10.0	10	0
Crockett	1	5	5.0	5	0
Noga	1	0	0.0	0	0
Taylor	1	0	0.0	0	0
White	1	0	0.0	0	0
Lions	16	107	6.7	36	1
Opponents	24	447	18.6	90t	3

Punting	Pnt	Yds	Avg	Net	TB	Lg	B
Arnold	82	3538	43.1	38.4	9	14	6
Lions	83	3538	42.6	36.0	9	14	64
Opponents	80	3293	41.2	31.8	9	22	58

Punt Returns	PR	FC	Yds	Avg	Lg	TD
Stanley	36	5	496	13.8	74	0
Gray	11	2	76	6.9	15	0
Woods	0	0	0	0.0	0	0
Lions	47	8	572	12.2	74	0
Opponents	46	12	373	8.1	30	0

Kickoff Returns	KR	Yds	Avg	Lg	TD
Gray	24	540	22.5	57	0
Palmer	11	255	23.2	62	0
Stanley	9	95	10.6	19	0
B. Sanders	5	118	23.6	43	0
Alexander	5	5	1.0	25	0
Woods	2	28	14.0	15	0
Dallalora	2	13	6.5	13	0
Painter 1-14; Crockett 1-8; Griffin 1-1					
Lions	83	2039	24.6	91	0
Opponents	68	1560	22.9	67	0

Field Goals	1-19	20-29	30-39	40-49	50+
Murray	0/0	3/3	8/9	8/8	1/1
Lions	0/0	3/3	8/9	8/8	1/1
Opponents	0/0	11/12	7/9	5/10	0/1

Murray: (305, 236); (406, 486); (370); (506); (286); (426, 348, 466); (476); (456); (396, 356); (456, 286); (336, 436, 356, 366); (396)

Defense	TD	ST	AT	Sk	Yds	PD	FF	FR	SIT
Spielman	125	89	36	5	30	1	2	2	0
Blades	100	81	19	0	0	0	0	0	0
Williams, J	94	80	14	4	22	9	2	1	1
White, W	80	63	17	1	4	4	2	3	1
Ball	73	62	11	9	64	1	0	1	0
Holmes	69	61	8	0	0	15	1	0	0
Taylor	57	45	12	0	0	6	1	1	0
Williams, E	50	42	8	5.5	48	3	1	0	0
Jones	50	35	15	0	0	0	1	2	0
Crockett	6	10	28	12	0	0	0	1	6
Brooks	39	31	8	2	7	0	1	1	0
Griffin	36	27	9	0.5	1	4	0	0	6
Colfer	34	27	9	60	0	0	0	0	2
Jamison	31	25	6	2	18	1	0	0	0
Gibson	29	25	4	0	0	1	0	3	0
Alexander	21	19	2	0	0	6	0	0	3
Noga	11	9	2	0	0	2	1	0	7
Green	8	5	2	0	0	0	0	0	0
Pete	6	6	0	1	10	0	0	0	0
Brown, M	5	5	0	0	0	0	0	0	0
Caston	4	4	0	0	0	0	0	1	19
Miller	3	3	0	0	0	0	0	0	0
Ferguson	3	2	1	0	0	0	0	0	0
McNorton	2	1	1	1	12	2	0	0	2
Cribbs	1	1	1	0	0	0	0	0	0
Special Teams: Karpinski 14; Paige 14; Painter 13; Sanders, E; 5; Johnson 3; Ford 2; Arnold 1; Johnson 1									
Totals	972	776	196	40	277	65	14	16	106
Opponents	882	760	122	57	343	77	20	24	11

NFL Standings

NFC Central	W	L	T	Pct.	Pts	OP	AFC Central	W	L	T	Pct.	Pts	OP
Minnesota	10	6	0	.625	351	275	Cleveland	9	6	1	.594	334	254
Green Bay	10	6	0	.625	362	356	Houston	9	7	0	.563	365	412
DETROIT	7	9	0	.438	312	364	Pittsburgh	9	7	0	.563	265	325
Chicago	6	10	0	.375	356	377	Cincinnati	8	8	0	.500	404	285
Tampa Bay	5	11	0	.313	320	419	AFC East						
NFC East							Buffalo	9	7	0	.563	409	317
NY Giants	12	4	0	.750	348	252	Indianapolis	8	8	0	.500	298	301
Philadelphia	11	5	0	.688	342	274	Miami	8	8	0	.500	331	379
Washington	7	9	0	.438	386	308	New England	5	11	0	.313	287	381
Phoenix	5	11	0	.313	256	377	NY Jets	4	12	0	.250	253	411
Dallas	1	15	0	.063	204	393	AFC West						
NFC West							Denver	11	5	0	.688	362	226
San Francisco	14	2	0	.875	442	253	Kansas City	7	7	1	.521	138	286
L.A. Rams	11	5	0	.688	426	344	L.A. Raiders	8	8	0	.500	315	297
New Orleans	9	7	0	.563	386	301	Seattle	7	9	0	.438	241	327
Atlanta	3	13	0	.188	279	437	San Diego	6	10	0	.375	266	290

LARin defeated Phi, 21-13, in the NFC wild card. LARin defeated NYG, 19-13, in overtime and SF defeated Min, 41-13, in NFC playoffs. SF defeated LARin, 39-3, for NFC title. Pi defeated Hou, 28-23, OT in AFC wild card. Den defeated Phi, 24-23, and Cle defeated Buf, 34-30, in AFC playoffs. Den defeated Cle, 37-21, for AFC title. SF defeated Den, 55-10, for NFL title in SB XXIV.

IN 1989: Earthquake measuring 7.1 on Richter scale hits Northern California killing 61 and leaving thousands homeless.



YEAR-BY-YEAR RESULTS

Detroitlions.com
Media.Detroitlions.com

1990

Record: 6-10, 3rd NFC Central

Date	W/L	Score	Opponent	Att
9/9	W	21-38	Tampa Bay	54,728
9/16	W	21-14	Atlanta	48,361
9/23	L	20-23	at Tampa Bay	55,075
9/30	L	21-24	Green Bay	64,509
10/7	W	34-27	at Minnesota	57,586
10/14	L	24-43	at Kansas City	74,312
10/28	W	27-10	at New Orleans	64,368
11/4	L	38-41ot	Washington	69,326
11/11	L	7-17	Minnesota	68,264
11/18	L	0-20	at NY Giants	76,109
11/22	W	40-27	Denver	73,896
12/2	L	17-23ot	at Chicago	62,313
12/10	L	31-38	L.A. Raiders	72,190*
12/16	W	39-21	Chicago	67,759
12/22	W	24-17	at Green Bay	46,700
12/30	L	10-30	at Seattle	50,681

*Silverdome sellout

Usual Starters

Offense	Defense
QR 82 Robert Clark	LE 70 Dan Owens
WR 84 Richard Johnson	NT 93 Jerry Ball
LT 75 Lomas Brown	RE 77 Keith Ferguson
LG 65 Eric Andolsek	LB 59 Jimmy Williams (9)
C 53 Kevin Glover	SS 38 George Jamison (7)
RC 67 Ken Dulaifier	LB 54 Chris Spielman
RT 73 Harvey Salem	LB 98 Dennis Gibson
WR 87 Jeff Campbell (8)	LB 55 Michael Cofer
QB 83 Aubrey Matthews (6)	CB 29 Bruce McNorton (8)
ZR 81 Mike Farr (8)	Ray Crockett (6)
89 Terry Greer (8)	CB 25 Lefay Irvin
OB 9 Rodney Peete	SS 35 William White
SB 20 Barry Sanders	FS 36 Bernie Blades

Pro Bowl Selections: NT Jerry Ball, T Lomas Brown, KR Mel Gray, RB Barry Sanders, LB Chris Spielman

Team Statistics

Total First Downs	Det	Opp
Rushing	281	335
Passing	152	175
Penalty	17	19
3rd Down Made/Att	53/164	106/222
3rd Down Pct.	32.0	48.0
4th Down Made/Att	7/14	12/16
4th Down Pct.	50.0	75.0
Possession Avg.	28.04	35.10
Total Net Yards	4984	5734
Avg. Per Game	311.5	358.4
Total Plays	871	1080
Avg. Per Play	5.3	5.3
Net Yards Rushing	1929	2388
Avg. Per Game	120.6	149.3
Total Rushes	367	532
Net Yards Passing	3055	3326
Avg. Per Game	190.9	209.1
Sacked/Yards Lost	44/273	41/279
Gross Yards	3328	3625
Att./Completions	460/242	507/319
Completion Pct.	52.6	62.8
Had Intercepted	20	17
Punts/Average	63/40.6	62/40.8
Net Punting Avg.	35.5	37.0
Penalties/Yards	88/731	97/798
Fumbles/Ball Lost	29/16	30/18
Touchdowns	46	49
Rushing	19	22
Passing	24	21
Returns	3	6

Points Scored

Lions	O1	O2	O3	O4	OT	Pts
Lions	111	102	65	95	0	373
Opponents	86	122	83	113	9	413

Scoring

TD	Ru	Pa	Rt	PAT	FG	S	Pts
Sanders, B.	16	13	3	0	0/0	0/0	96
Murray	0	0	0	0	34/34	13/19	0
Clark	8	0	8	0	0/0	0/0	48
Peete	6	0	6	0	0/0	0/0	36
Johnson	6	0	0	0	0/0	0/0	36
Karlis	0	0	0	0	12/12	4/7	0
Greer	3	0	3	0	0/0	0/0	18
Campbell	2	0	2	0	0/0	0/0	12
Wilder	1	0	1	0	0/0	0/0	6
Williams	1	0	0	1	0/0	0/0	6
Matthews	1	0	1	0	0/0	0/0	6
White, W.	1	0	0	1	0/0	0/0	6
Crockett	1	0	0	1	0/0	0/0	6
Lions	46	19	24	3	46/46	17/26	0
Opponents	49	22	21	6	48/48	23/30	1

Rushing

Att	Yds	Avg	Lg	TD
Sanders, B.	275	130.4	51	45t
Peete	48	365	7.6	37
Gagliano	46	145	3.2	22
Ware	6	64	9.1	0
Wilder	11	51	4.6	113
Lions	367	1929	5.3	45t
Opponents	532	2388	4.5	55t

Receiving

Rec	Yds	Avg	Lg	TD
Johnson	64	727	11.4	44t
Clark	53	932	17.6	57
Sanders, B.	35	462	13.2	47t
Matthews	30	349	11.6	52
Greer	19	332	16.6	68
Campbell	20	236	12.4	51
Farr	12	170	14.2	44
Phillips	8	112	14.0	29
Wilder	1	8	8.0	8t
Lions	242	3328	13.8	68t
Opponents	319	3625	11.4	68t

Passing

Att	Cmp	Yds	Cmp%	Avg	TD	TD%	Int%	Lg	Sk/Y	Rtg
Peete	271	142	1974	52.4	7.28	13	4.8	8	3.0	68t
Gagliano	159	87	1190	54.7	7.48	10	6.3	10	6.3	44
Ware	30	13	164	43.3	5.47	1	3.3	2	6.7	42t
Lions	460	242	3328	52.6	7.23	24	5.2	20	4.3	68t
Opponents	507	319	3625	62.9	7.15	21	4.1	17	3.4	68t

Interceptions

White, W.	Yds	Avg	Lg	TD
Crockett	5	120	24.0	48
Blades	2	17	5.7	9
McNorton	2	25	12.5	21
Oldham	1	33	33.0	33
Irvin	1	28	28.0	28
Welch	1	22	22.0	22
Spielman	1	16	16.0	16
Cofer	1	12	12.0	12
Jones	1	0	0.0	0
Phillips	1	0	0.0	0
Opponents	17	273	16.1	48
	20	346	17.3	62t

Punting

Pnt	Yds	Avg	Net	TB	Lg	B
Arnold	63	2560	40.8	35.5	5	10
Lions	63	2560	40.8	35.5	5	10
Opponents	62	2530	40.8	33.0	6	8

Punt Returns

PR	FC	Yds	Avg	Lg	TD
Gray	34	7	362	10.6	39
Campbell	1	0	0.0	0	0
Lions	35	7	362	10.3	39
Opponents	29	10	234	8.1	24

Kickoff Returns

KR	Yds	Avg	Lg	TD
Gray	41	939	22.9	65
Opponents	12	238	19.8	38

Phillips 2-4, 23 Lg; Andolsek 1-12; McKnight 1-0

Lions	70	1466	20.9	65	0
Opponents	70	1229	17.6	76t	1

Field Goals

Murray	1-19	20-29	30-39	40-49	50+
Karlis	0/0	6/6	4/6	3/5	0/2
Lions	0/0	3/3	0/3	0/0	0/1
Opponents	0/0	6/6	4/6	3/5	0/2
	1/1	9/9	8/11	4/7	1/2

246G-1319, 88.4%

Karlis: (21G) (39N,52N,25G,39G) (26G) (37N) - 4/7, 57.1%

Opponents: (22G) (155G,26N) (49N,34G) (36G,48G) (21G,32G) (47G) (38G,34G) (27G,40N)

(24G,45N) (24G,32G) (35N,19G) (37G) (50N) (33N,32N,25G) (43G,25G,37G)-23/39, 76.6%

Defense

TD	ST	At	Sk	Yds	PD	FF	FR	STT
Spielman	108	79	29	2	20	2	1	2
White, W.	106	78	28	28	14	1	0	0
Blades	82	60	22	1	10	3	1	0
Cofer	77	63	14	10	57	2	1	2
Gibson, D.	65	57	8	3	8	2	2	1
Williams, J.	60	49	11	3	8	4	0	3
Ferguson	56	41	15	3	22	1	0	0
McNorton	53	46	7	0	10	0	0	3
Crockett	52	46	6	1	14	10	2	2
Ball	40	38	12	2	18	0	1	0
Owens	46	32	14	3	20	0	0	0
Jamison	37	33	4	2	14	0	0	1
Jones	35	31	4	1	0	1	0	0
Irvin	32	32	3	1	0	11	0	0
Caston	31	21	10	0	0	2	1	9
Cleveland	11	9	2	1	10	0	0	0
Welch	21	15	6	0	0	4	0	1
Oldham	18	16	2	0	0	1	0	0
Brooks, K.	14	12	1	1	11	0	0	0
Spindler	11	9	2	1	10	0	0	0
Duchens	11	10	1	3	16	0	1	1
Hayworth	11	8	3	4	34	0	2	1
Taylor, T.	10	8	0	0	0	0	0	0
Pete	9	7	2	0	0	0	0	0
White, S.	8	7	1	0	0	0	1	0
Hunter	7	7	0	3	20	0	0	0
Cline	4	4	0	1	1	5	1	0
Brown, M.	4	3	0	1	0	0	0	0
Alexander	1	1	0	0	0	0	0	0
Carrington	1	1	0	0	0	0	0	1
Miller, J.	1	0	0	0	0	0	0	1

Special Teams: Noga 13; Wilder 3; Arnold 2; Greer 1

Lions	1021	815	206	41	279	73	14	18	98
Opponents	783	687	96	44	278	81	16	18	98

NFL Standings

NFC Central	W	L	T	Pct	Pts	OP
Chicago	11	5	0	.688	348	260
Minnesota	6	10	0	.375	264	367
DETROIT	6	10	0	.375	373	413
Pittsburgh	6	10	0	.375	217	347
Green Bay	6	10	0	.375	351	326
Opponents	1021	815	206	41	279	73

AFC Central
Cincinnati 9 7 0 .563 360 352
Houston 9 7 0 .563 360 307
Pittsburgh 9 7 0 .563 342 400
San Diego 3 13 0 .188 228 482

AFC East
Buffalo 13 3 0 .813 428 263
Miami 12 4 0 .750 336 242
New England 1 15 0 .063 181 446

AFC West
L.A. Raiders 12 4 0 .813 428 263
San Francisco 11 5 0 .688 360 297
Seattle 7 7 0 .500 336 352
San Diego 6 10 0 .375 315 281
Denver 5 11 0 .313 331 374

Was defeated Phi, 10-16, in AFC wild card. Buf defeated Was, 28-10, and NYG defeated Chi, 31-3, in NFC playoffs. NYG defeated SF, 15-13, for NFC title. Chi defeated Hou, 41-14, and Mia defeated KC, 17-16, in AFC wild card. Buf defeated Mia, 44-34, and LAR defeated Can, 20-10, in AFC playoffs. Buf defeated LAR, 51-3, for AFC title. NYG defeated Buf, 20-19, for the NFL title in SB XXV

IN 1990: South African government frees Nelson Mandela after more than 27 years in prison.



YEAR-BY-YEAR RESULTS

Detroitlions.com
Media.Detroitlions.com

1991

Record: 12-4, 1st NFC Central

Date	W/L	Score	Opponent	Att
9/1	W	0-45	at Washington	52,958
9/8	W	23-14	Green Bay	43,132
9/15	W	17-13	Miami	56,896
9/22	W	33-24	at Indianapolis	53,396
9/29	W	31-3	Tampa Bay	44,479
10/6	W	24-20	Minnesota	63,423
10/10	W	3-35	at San Francisco	61,240
10/27	W	34-10	Dallas	74,906*
11/3	L	10-20	at Chicago	57,281
11/10	L	21-30	at Tampa Bay	37,742
11/17	W	21-10	L.A. Rams	60,873
11/24	W	34-14	at Minnesota	51,644
11/28	W	16-6	Chicago	78,879*
12/8	W	34-20	NW Jets	69,304
12/15	W	21-17	at Green Bay	43,881
12/22	W	17-14ot	at Buffalo	78,059

NFC Playoffs

1/5/92	W	38-5	Dallas	79,835*
1/12/92	L	10-41	at Washington	55,584

*Silverdome sellout

Usual Starters

Offense

XR	86	Willie Green
WR	80	Brett Periman
LT	75	Lomas Brown
LG	65	Eric Andolsek
C	53	Kevin Glover
RG	60	Mike Utley
RT	64	Eric Sanders
YR	81	Mike Farr
ZR	82	Robert Clark
QB	9	Rodney Peete, 12 Erik Kramer (8)
RB	20	Barry Sanders

Defense

LE	92	Marc Spindler
RE	93	Jerry Ball
DE	90	Don Owens
LB	58	George Jamison
LB	54	Chris Spielman
LB	98	Dennis Gibson
LB	98	Tracy Hayworth
CB	39	Ray Crockett
CB	24	Malvin Jenkins
SS	35	William White
FS	36	Bernie Blades

Pro Bowl Selections: NT Jerry Ball, S Bernie Blades, T Lomas Brown, KR Mel Gray, RB Barry Sanders, LB Chris Spielman

Team Statistics

Total First Downs	Det	Opp
Rushing	280	305
Passing	118	93
Penalty	146	189
3rd Down: Made/Att	16	23
3rd Down Pct.	71/196	80/200
4th Down: Made/Att	36.0	39.5
4th Down Pct.	3/6	9/20
Possession Avg.	50.0	45.0
Avg. Per Game	28.39	31.21
Total Net Yards	4788	5043
Avg. Per Game	299.3	315.2
Total Plays	938	1008
Avg. Per Play	5.1	5.0
Net Yards Rushing	1930	1757
Avg. Per Game	120.6	109.2
Total Rushes	454	444
Net Yards Passing	2858	3286
Avg. Per Game	178.6	205.4
Sacked/Yards Lost	25/116	30/237
Gross Yards	2974	3233
Att./Completions	459/252	534/315
Completion Pct.	54.9	59.0
Had Intercepted	17	19
Punts/Average	75/41.2	67/39.2
Net Punting Avg.	35.4	31.7
Penalties/Yards	93/799	94/704
Fumbles/Ball Lost	25/13	32/17
Touchdowns	40	34
Rushing	19	16
Passing	16	16
Returns	5	2

Points Scored

Lions	O1	O2	O3	O4	OT	Pts
Lions	72	67	77	120	3	339
Opponents	75	108	58	54	0	295

Scoring

Sanders, B.	TD	Ru	Pa	Rt	PAT	FG	S	Pts
Murray	0	0	0	0	0	0	0	0
Green	7	0	0	0	0	0	0	14
Clark	6	0	0	0	0	0	0	12
Peete	2	2	0	0	0	0	0	12
Crockett	1	0	0	0	0	0	0	6
White, W.	1	0	0	0	0	0	0	6
Periman	1	0	0	0	0	0	0	6
Kramer	1	0	0	0	0	0	0	6
Farr	1	0	0	0	0	0	0	6
Hayworth	1	0	0	0	0	0	0	6
Gray	1	0	0	0	0	0	0	6
White, S.	1	0	0	0	0	0	0	6
Lions	40	0	0	0	0	0	0	39
Opponents	34	16	16	2	40/40	19/28	1	295

Receiving

Clark	Rec	Yds	Avg	Lg	TD
Clark	47	668	12.8	42	1
	47	640	13.6	68t	6

Passing

Kramer	Att	Cmp	Yds	Cmp%	TD%	Int%	Lg	Sk/Y	Rtg
Peete	265	136	1635	51.3	6.1	11	42	8	72.1
Lions	534	292	2974	54.9	6.8	16	35	17	71.1
Opponents	534	315	3523	59.0	6.0	10	39	16	73.8

Interceptions

Crockett	Int	Yds	Avg	Lg	TD
Taylor	6	141	23.5	96t	1
White, W.	4	26	6.5	23	0
White, W.	3	52	17.3	19	0
White, S.	2	35	17.5	28	0
Lions	19	286	15.1	96t	2
Opponents	17	229	13.5	57t	1

Punting

Arnold	Pnt	Yds	Avg	Net	TB	In20	Lg	B
Lions	75	3092	41.2	35.4	5	27	63	0
Opponents	67	2829	42.2	35.4	6	16	56	0

Punt Returns

Gray	PR	FC	Yds	Avg	Lg	TD
Jenkins	25	14	385	15.4	78t	0
Lions	1	0	0.0	0.0	0	0
Opponents	26	14	385	14.8	78t	1
	35	10	340	9.7	69t	1

Kickoff Returns

Gray	KR	Yds	Avg	Lg	TD
Campbell	36	929	25.8	71	0
Overton	9	85	9.4	18	0
Dozier	4	71	17.8	23	0
Scott 1-16; Jackson 1-9; Clark 2-0; Bell 1-0	4	60	15.0	38	0
Lions	58	1170	20.2	71	0
Opponents	63	1095	17.4	53	0

Field Goals

Murray	1-19	20-29	30-39	40-49	50+
Lions	1/1	3/4	8/10	5/9	2/4
Opponents	1/1	3/4	8/10	5/9	2/4
	1/1	12/12	10/10	6/6	0/1

Murray: (60N,41G,27G,36G) (46G,51N) (48N,19G) (38G,48N) (47G,47N) (37G) (44G,32G) (31G) (37G,23N,50N)

(12G,50G,37G) (43G,37G,43N,39B) (30N,21G) (19G,28, 67.8%)

Opponents: (26G) (48N) (18G,47G) (20G) (26G) (42G,25G,43N) (47B,35N) (21G,25G,43N) (29G,33G,36N) (27G) (27G,22G,37N) (30G,22G,25G) (23G) (22N,37N) (19G,28, 67.8%)

Defense

Blades	TD	ST	AT	Sk	Yds	PD	FF	FR	STT
Blades	12	84	42	0	0	0	3	3	0
White, W	87	64	23	0	0	10	0	0	0
Jenkins	86	86	0	1	10	14	2	0	22
Crockett	86	74	12	1	10	16	1	1	7
Jamison	86	67	19	4	30	5	2	0	3
Gibson	62	36	26	0	0	3	0	0	3
Owens	51	40	11	5.5	60	1	1	2	0
Spindler	49	33	16	3.5	13	2	1	2	0
Hayworth	43	26	17	2	14	0	2	5	0
Ball	36	31	5	2	17	1	1	1	0
Pritchett	26	20	6	1.5	6	1	0	0	8
Taylor	25	25	3	0	0	0	0	0	13
Caston	19	16	3	0	0	0	0	0	1
Hunter	16	14	2	6	53	0	0	1	1
Alexander	16	13	3	0	0	0	0	0	2
Ball	14	13	0	0	0	0	0	1	0
White, S	14	13	0	0	0	0	1	0	0
Scott	14	10	4	0	0	1	0	0	5
Jones	13	13	0	0	0	0	0	1	12
Pete	13	5	1	1.5	10	0	0	0	0
Noga	10	10	0	0	0	0	1	1	9
Brown, M	5	5	0	0	0	0	0	0	1
Cofer	3	2	1	1	13	0	0	0	0
Weich	3	2	1	1	13	0	0	0	1

Special Teams: Tennial 3; Sanders, E 2; Little 1; Dozier 1; Riley, E 1; Overton 1;

Lions	995	767	229	30	237	83	15	19	106
Opponents	906	720	185	25	116	69	13	14	—

NFL Standings

NFC Central	W	L	T	Pct	Pts	OP	AFC Central	W	L	T	Pct	Pts	OP
DETROIT	12	4	0	.750	339	295	Houston	11	5	0	.688	286	251
Chicago	11	5	0	.688	299	269	Pittsburgh	7	9	0	.438	292	344
Minnesota	8	8	0	.500	301	306	Cleveland	6	10	0	.375	293	298
Green Bay	4	12	0	.250	273	313	Cincinnati	3	13	0	.188	263	435
Tampa Bay	3	13	0	.188	199	365	AFC East						
NFC East							Buffalo	13	3	0	.813	448	318
Washington	14	2	0	.875	485	224	NY Jets	8	8	0	.500	314	293
Dallas	11	5	0	.688	342	310	Kansas City	10	4	0	.714	322	252
Philadelphia	10	6	0	.625	285	244	New England	6	10	0	.375	211	305
NY Giants	8	8	0	.500	281	297	Indianapolis	1	15	0	.063	143	381
Phoenix	4	12	0	.250	196	344	AFC West						
NFC West							Denver	12	4	0	.750	304	235
New Orleans	11	5	0	.688	341	211	San Diego	10	4	0	.714	322	252
Atlanta	10	6	0	.625	361	338	L.A. Raiders	9	7	0	.563	298	297
San Francisco	10	6	0	.625	393	239	Seattle	7	9	0	.438	276	261
L.A. Rams	3	13	0	.188	234	390	San Diego	4	12	0	.250	274	342

At defeated NO, 27-20, and Dal defeated Chi, 17-13, in NFC wild card. Was defeated Atl, 24-7, and DET defeated Dal, 38-6, in NFC playoffs. Was defeated DET, 45-10, for NFC title. KC defeated ARI, 19-6, and Hou defeated NYJ, 17-10, in AFC wild card. Buf defeated KC, 37-14, and Den defeated Hou, 26-24, in AFC playoffs. Buf defeated Den, 10-7, for AFC title. Was defeated Buf, 37-24, for the NFL title in SB XXVI.

IN 1991: In Operation Desert Storm, Unified U. N. Forces drive Iraqi troops out of Kuwait.



YEAR-BY-YEAR RESULTS

Detroitlions.com
Media.Detroitlions.com

1992

Record: 5-11, 5th NFC Central

Date	W/L	Score	Opponent	Att
9/6	W	24-27	at Chicago	63,672
9/13	W	31-17	at Minnesota	57,519
9/20	L	10-13	at Washington	55,818
9/27	L	23-27	Tampa Bay	51,374
10/4	L	7-13	New Orleans	66,971
10/15	L	14-31	at Minnesota	52,816
10/25	W	38-7	at Tampa Bay	53,995
11/1	L	13-27	Green Bay	60,594
11/8	L	3-37	Dallas	74,816*
11/15	L	14-17	at Pittsburgh	52,242
11/22	W	19-13	at Cincinnati	48,574
11/26	L	21-24	Houston	73,711
12/6	L	10-38	at Green Bay	49,469
12/13	W	20-14	Cleveland	65,970
12/20	W	16-3	Chicago	72,777
12/28	L	6-24	at San Francisco	55,907

*Silverdome sellout

Usual Starters

Offense	Defense
QB 86 Willie Green	LE 92 Marc Spindler
WR 80 Brett Periman	NT 93 Jerry Ball
LT 75 Lomas Brown	RE 94 Kelvin Pritchett
LG 66 Shawn Bouwers	LB 58 George Jamison
C 53 Kevin Glover, 62 Blake Miller	LB 54 Chris Spielman
RG 67 Ken Dallalier	DE 55 Dennis Gibson
RT 76 Scott Conover	LB 55 Michael Cofer (8), 59 Tracy Scroggins (7)
WR 81 Mike Farr	CB 39 Ray Crockett
DB 84 Herman Moore	CB 24 Melvin Jenkins
DB 9 Rodney Peste	SS 35 Willie White
RB 20 Barry Sanders	FS 36 Bernie Blades

Pro Bowl Selections: T Lomas Brown, KR Mel Gray, RB Barry Sanders

Team Statistics

Total First Downs	241	308
Rushing	83	119
Passing	133	168
Penalty	25	21
3rd Down: Made/Att	60/175	84/200
3rd Down Pct.	34.0	42.0
4th Down: Made/Att	3/7	4/9
4th Down Pct.	43.0	44.0
Possession Avg.	27:36	32:23
Total Net Yards	4440	5058
Avg. Per Game	277.5	316.1
Total Plays	843	976
Avg. Per Play	5.3	5.2
Net Yards Rushing	1644	1841
Avg. Per Game	102.8	115.1
Total Rushes	378	460
Net Yards Passing	2976	3217
Avg. Per Game	174.8	201.1
Sacked/Yards Lost	59/354	29/185
Gross Yards	3150	3402
Att./Completions	406/231	487/296
Completion Pct.	56.9	60.8
Had Intercepted	21	21
Punts/Average	66/43.1	56/41.1
Net Punting Avg.	34.7	33.3
Penalties/Yards	122/903	111/871
Fumbles/Ball Lost	26/15	25/11
Touchdowns	30	38
Rushing	9	14
Passing	16	20
Returns	5	4

Points Scored	Q1	Q2	Q3	Q4	OT	Pts
Lions	37	99	65	72	-	273
Opponents	83	82	34	133	-	332

Scoring	TD	Ru	Pa	Rt	PAT	FG	S	Pts
Hanson	0	0	0	0	30/30	21/26	0	93
Sanders, B.	10	9	1	0	0/0	0/0	0	60
Green	5	0	5	0	0/0	0/0	0	30
Periman	4	0	4	0	0/0	0/0	0	24
Moore	4	0	4	0	0/0	0/0	0	24
Gray	2	0	0	2	0/0	0/0	0	12
Ball	1	0	0	1	0/0	0/0	0	6
Jenkins	1	0	0	1	0/0	0/0	0	6
Campbell	1	0	0	1	0/0	0/0	0	6
Blades	1	0	0	1	0/0	0/0	0	6
Barrett	1	0	0	1	0/0	0/0	0	6
Lions	30	9	16	5	30/30	21/26	0	270
Opponents	38	14	20	4	38/38	22/25	0	332

Rushing	Att	Yds	Avg	Lg	TD
Sanders, B.	312	1352	4.3	55*	9
Ware	20	124	6.2	32	0
Peste	21	83	4.0	12	0
Kramer	12	34	2.8	11	0
Stradford	9	29	3.2	11	0
Tillison	4	22	5.5	10	0
Lions	378	1644	4.3	55*	9
Opponents	460	1841	4.0	25	14

Receiving	Rec	Yds	Avg	Lg	TD
Periman	89	810	11.7	40*	4
Moore	51	966	18.9	38	4
Green	33	586	17.8	73*	5
Sanders, B.	29	225	7.8	48	1
Farr	15	115	7.7	24	0
Matthews	9	127	15.2	24	0
Campbell	8	155	19.4	78*	1
Johnson, J.	6	34	5.7	9	0
Barrett	4	67	16.8	24	1
Hinnant	2	28	9.3	13	0
Stradford	2	15	7.5	12	0
McLemore	2	12	6.0	6	0
Lions	231	3150	13.6	78*	16
Opponents	296	3402	11.5	69*	20

Passing	Att	Cmp	Yds	Cmp%	Avg	TD	TD%	Int%	Lg	Sk/Y	Rtg
Peste	213	123	1702	57.7	7.99	9	42	9	4.2	78*	80.0
Kramer	106	58	771	54.7	7.27	4	3	8	7.5	77*	58.9
Ware	86	50	677	58.1	7.87	3	35	4	4.7	59	16/104
Sanders, B.	1	0	0	0.0	0.0	0	0	0.0	0	0	39.6
Lions	406	231	3150	56.9	7.76	16	3.9	21	5.2	78*	59/354
Opponents	487	296	3402	60.8	6.99	20	4.1	21	4.3	89*	29/175

Interceptions	Int	Yds	Avg	Lg	TD
White, W.	4	54	13.5	28	0
Crockett	4	50	12.5	35	0
Scott	4	35	8.8	26	0
Jenkins	4	34	8.5	14	0
Blades	3	56	18.7	34	0
White, S.	2	26	13.0	20	0
Lions	21	295	21.1	35	0
Opponents	21	294	14.0	66*	1

Punting	Pnt	Yds	Avg	Net	TB	In20	Lg	B
Arnold	65	2846	43.8	35.2	10	12	71	1
Team	1	0	0.0	0.0	0	0	0	0
Lions	66	2846	43.1	34.7	10	12	71	1
Opponents	55	2263	41.1	33.3	12	21	60	2

Punt Returns	PR	FC	Yds	Avg	Lg	TD
Gray	3	9	175	9.7	58*	0
Campbell	3	4	15	5.0	8	0
Lions	21	9	190	9.0	58*	1
Opponents	30	5	356	11.9	48	0

Kickoff Returns	KR	Yds	Avg	Lg	TD
Gray	42	1006	24.0	89*	2
Campbell	4	61	15.3	21	0
Periman	4	59	14.8	22	0
Stradford	1	35	8.8	16	0
Scott	3	5	1.7	3	0
Tillison	1	27	27.0	27	0
Johnson, J.	1	0	0.0	0	0
Lions	59	1193	20.2	89*	2
Opponents	45	948	21.1	39	0

Field Goals	1-19	20-29	30-39	40-49	50+
Hanson	0/0	5/5	10/10	4/6	2/5
Lions	0/0	5/5	10/10	4/6	2/5
Opponents	0/0	8/10	6/10	4/10	4/5

Hanson: (38G) (45N,35G) (52G,52N,49N) (54N,42G,35G,36G) (27G) (32G,34G) (36G) (35G,27G,20G,29G) (44G) (57H,46G) (22G,36G,30G) (44G,50G) — 21/26, 80.8%

Opponents: (34G,41N,38G) (52G,40G,28N) (53G,34N,27G) (42G,36N,31G) (47N,50G,20G) (20G,28N) (47N) (53G,25G) (25G,42G,30G) (32N,20G,32B) (40G,20G,50N) (46N,30G) (46G) (24G) (40N,37G) — 22/25, 62.9%

Defense	TD	ST	AT	Sk	Yds	PD	FF	FIR	ITT
Spielman	146	94	52	1	3	0	0	1	1
Jamison	111	80	31	2	10.5	1	3	1	5
Blades	95	62	33	0	0	5	1	1	0
White, W.	76	57	19	0	6	0	0	0	0
Jenkins	72	72	0	0	15	1	1	1	11
Gibson	60	39	21	0	0	1	0	0	2
Pritchett	59	38	21	6.5	43	0	0	0	1
Crockett	52	41	11	5	12	1	1	1	4
Scott	47	36	11	0	6	0	0	0	4
Ball	43	31	12	2.5	17.5	2	0	3	0
Spindler	34	25	3	2.5	26	0	2	2	0
Scroggins	28	25	3	7.5	41	0	0	0	7
Cofer	27	17	10	2	12	0	0	0	0
Owens	25	20	5	2	10	2	0	0	0
Porcher	21	11	10	1	8	1	0	0	0
Colton	18	18	0	0	0	0	0	2	6
Pete	12	7	5	1	9	0	0	0	1
White	11	9	2	0	0	6	0	0	0
Caston	11	6	5	0	0	0	0	0	11
Johnson, T.	7	5	1	0	0	0	0	0	3
Robinson, J.	6	5	1	0	0	0	0	0	5
Clay	6	4	2	0	0	0	0	0	4
Jones, V.	6	4	2	0	0	0	0	0	3
Hunter	3	1	1	0	0	0	0	0	0
Hayworth	2	2	0	0	0	0	0	0	0
Hinnant	2	1	0	0	0	0	0	0	0
Tillison	1	1	0	0	0	0	0	0	0
McKnight	1	1	0	0	0	0	0	0	0
Sanders	1	1	0	0	0	0	0	0	0
Arnold	1	1	0	0	0	0	0	0	0
Johnson, J.	1	1	0	0	0	0	0	0	0
McLemore	1	1	0	0	0	0	0	0	0
Lions	979	708	271	29	59	185	59	9	15
Opponents	884	659	225	59	354	86	9	15	14

NFL Standings	W	L	T	Pct	Opp	Pts
NFC Central	11	5	0	.688	374	249
Minnesota	11	5	0	.688	276	296
Green Bay	5	11	0	.313	267	385
Tampa Bay	5	11	0	.313	295	361
Chicago	5	11	0	.313	273	332
DETROIT	5	11	0	.313	273	332
AFC East	11	5	0	.688	340	281
NFC East	13	3	0	.813	409	243
Dallas	11	5	0	.688	354	245
Philadelphia	9	7	0	.563	300	255
Washington	11	5	0	.688	300	255
NY Jets	6	10	0	.375	306	367
Phoenix	4	12	0	.250	243	332
NFC West	11	5	0	.688	335	241
San Francisco	14	2	0	.875	431	236
New Orleans	12	4	0	.750	330	202
Atlanta	6	10	0	.375	327	414
L.A. Rams	6	10	0	.375	313	383

Was defeated Min. 24-7, and Phi defeated NO. 36-20, in NFC wild card. SF defeated Was. 20-13, and Dal defeated Phi. 34-10 in NFC Playoffs. Dal defeated SF 30-20 in AFC title. SD defeated KC. 17-0, and Buf defeated Hou 41-38 in overtime in AFC wild card. Buf defeated Phi. 24-3, and Mia defeated SD 31-0, in AFC Playoffs. Buf defeated Mia 29-10 for AFC title. Dal defeated Buf 52-17, for the NFL title in SB XXVII.

IN 1992: The U.S., playing with a "Dream Team" of NBA players for the first time, dominates the Olympic basketball tournament on the way to a gold medal.



YEAR-BY-YEAR RESULTS

Detroitlions.com
Media.Detroitlions.com

1993

Record: 10-6, 1st NFC Central

Date	W/L	Score	Opponent	Att
9/5	W	30-13	Atlanta	56,216
9/12	W	19-16ot	at New England	54,151
9/19	L	3-14	at New Orleans	69,039
9/26	W	26-20	Phoenix	57,180
10/3	L	10-27	at Tampa Bay	40,794
10/17	W	30-10	Seattle	60,801
10/24	W	16-13	at LA Rams	43,850
10/31	W	30-27	at Minnesota	53,428
11/7	W	23-0	Tampa Bay	65,295
11/21	L	17-26	at Green Bay	55,119
11/25	L	6-10	Chicago	76,899
12/5	L	0-13	Minnesota	63,216
12/12	W	21-14	at Phoenix	39,393
12/19	L	17-55	San Francisco	77,052*
12/26	W	20-14	at Chicago	43,443
1/2/94	W	30-20	Green Bay	77,510*

NFC Playoffs

1/8/94 L 28-24 Green Bay

*Silverdome sellout

Usual Starters

Offense	Defense
WR 86 Willie Green 49 Ty Hallock (TE)	LE 93 Marc Spindler
XR 80 Brett Periman	NT 96 Lawrence Pate
LT 75 Lomas Brown	RE 90 Dan Owens
LG 67 Dave Richards	LB 58 George Jansen
C 53 Kevin Glover	LB 54 Chris Spielman
RG 79 Bill Fralic	LB 96 Dennis Gibson
RT 73 David Lutz	LB 58 Pat Swilling
TE 82 Rodney Holman	RB 39 Ray Crockett
ZB 84 Herman Moore	CB 38 Kevin Scott
QB 9 Rodney Peete	SS 21 William White
RB 20 Barry Sanders	FS 21 Harry Colon

Pro Bowl Selections: T Lomas Brown, RB Barry Sanders, LB Pat Swilling

Team Statistics	Det	Opp
Total First Downs	248	279
Rushing	101	108
Passing	139	154
Penalty	8	17
3rd Down Made/Att	33/211	92/225
3rd Down Pct.	34.6	40.9
4th Down Made/Att	7/11	7/11
4th Down Pct.	41.7	63.6
Possession Avg.	23.27	30.33
Total Net Yards	4658	4669
Avg. Per Game	291.1	299.8
Total Plays	937	947
Avg. Per Play	5.0	4.7
Net Yards Rushing	1944	1649
Avg. Per Game	121.5	103.1
Total Rushes	456	433
Net Yards Passing	2714	3020
Avg. Per Game	169.6	188.8
Sacked/Yards Lost	46/229	43/253
Gross Yards	2943	3273
Att./Completions	425/264	514/309
Completion Pct.	62.0	60.7
Had Intercepted	19	19
Punts/Average	72/44.5	81/43.1
Net Punting Avg.	36.8	37.0
Penalties/Yards	93/655	73/500
Fumbles/Ball Lost	29/13	34/16
Touchdowns	28	32
Rushing	9	15
Passing	15	19
Returns	4	1

Points Scored	O1	O2	O3	O4	OT	Pts
Lions	44	102	62	87	3	298
Opponents	61	86	78	67	0	292

Scoring	TD	Ru	Pa	Rt	PAT	FG	S	Pts
Hanson	0	0	0	0	28/28	0/44.3	0	30
H. Moore	6	0	6	0	0/0	0/0	0	36
D. Moore	4	3	1	0	0/0	0/0	0	24
Sanders	3	3	0	0	0/0	0/0	0	18
Clay	2	0	0	2	0/0	0/0	0	12
Green	2	0	2	0	0/0	0/0	0	12
Hallcock	2	0	2	0	0/0	0/0	0	12
Holman	2	2	0	0	0/0	0/0	0	12
Lynch	2	0	0	0	0/0	0/0	0	12
Gray	1	0	0	1	0/0	0/0	0	6
Jamison	1	0	0	1	0/0	0/0	0	6
Peete	1	1	0	0	0/0	0/0	0	6
Lions	28	9	15	4	28/28	34/43	0	298
Opponents	32	12	19	1	31/32	23/30	0	292

Rushing	Att	Yds	Avg	Lg	TD
Sanders	243	1115	4.6	42	3
D. Moore	88	405	4.6	48	3
Lynch	53	207	3.9	15	2
Peete	45	165	3.7	28	1
Ware	7	23	3.3	8	0
Periman	4	16	4.0	16	0
Matthews	2	7	3.5	9	0
C. Richards	1	5	0.5	4	0
Lions	4	1	0.3	1	0
Opponents	433	1944	4.3	48	9
Rec	163	1649	3.8	50t	12

Receiving	Rec	Yds	Avg	Lg	TD
H. Moore	61	935	15.3	93t	6
Perriman	49	496	10.1	34	2
Sanders	36	205	5.7	17	0
Green	28	462	16.5	47	2
Holman	25	244	9.8	28t	2
D. Moore	21	169	8.0	20	1

Lynch	13	82	6.3	11	0
Matthews	11	171	15.5	40	0
Hallcock	8	88	11.0	24	2
Campbell	7	55	7.9	12	0
Johnson	2	18	9.0	9	0
Thompson 1-15; Turner 1-7; Fralic 1-4-4)					
Lions	264	2943	11.1	93t	15
Opponents	309	3273	10.6	80t	19

Passing	Att	Cmp	Yds	Cmp%	Avg	TD	Int%	Lg	Sk/Y	Rtg
Peete	252	157	1670	62.3	6.63	6	2.4	14	5.6	93t
Kramer	138	87	1002	63.0	7.26	8	5.8	3	2.2	48
Ware	45	20	271	44.4	6.02	1	2.2	2	4.4	47
Lions	433	284	2943	60.7	6.77	15	3.4	14	4.4	93t
Opponents	514	309	3273	60.1	6.37	19	3.7	19	3.7	80t

Interceptions	Int	Yds	Avg	Lg	TD
Swilling	3	16	5.3	14	0
Jamison	2	48	24.0	35t	0
Crockett	2	31	15.5	31	0
Colon	2	28	14.0	27	0
McNeil	2	19	9.5	16	0
Mckyer	2	10	5.0	10	0
Spielman	2	-2	-1.0	0	0
White 1-5; Owens 1-1; Gibson 1-0; Scroggins 1-0;					
Lions	19	156	8.2	35t	1
Opponents	19	177	9.3	63t	1

Punting	Pnt	Yds	Avg	Net	TB	In20	Lg	B
Arnold	72	3207	44.5	36.8	9	15	68	0
Lions	72	3207	44.5	36.8	9	15	68	0
Opponents	81	3489	43.1	37.0	7	25	57	0

Punt Returns	PR	FC	Yds	Avg	Lg	TD
Gray	14	14	197	8.6	59	0
Turner	17	4	152	8.9	53	0
Lions	40	18	349	8.7	53	0
Opponents	45	5	377	8.4	21	0

Kickoff Returns	KR	Yds	Avg	Lg	TD
Gray	28	688	24.6	95t	1
Turner	15	330	22.0	46	0
Anderson	3	61	17.0	24	0
Clay	2	34	17.0	20	0
Hallcock 1-11; Jamison 1-0; Lynch 1-22; D. Moore 1-68					
Lions	52	1204	23.3	95t	1
Opponents	30	609	20.3	64	0

Field Goals	1-19	20-29	30-39	40-49	50+
Hanson	0	8/8	15/15	7/12	3/7
Lions	0	0/0	15/15	7/12	3/7
Opponents	1/1	8/9	5/5	4/9	5/6
Hanson: (44G, 37G, 37G) (52N, 22G, 26G, 23G, 38G) (41G) (44G, 22G, 33G, 43N, 38G, 43G) (30G, 52N) (34G, 32G, 35G) (42N, 25G, 24N, 18G) (34G, 44G, 32G) (29G, 49G, 37G) (52N, 50G) (39G, 27G) (48N) (1) (51G) (40G, 47N, 37G)					
Opponents: (54G, 37G, 36G) (46N, 27G, 32G, 28N) (1) (54G, 30G, 52G, 46G) (19G) (1) (48G, 37G) (1) (27G, 52G, 20G, 53N, 34G) (46N, 27G, 42N) (39G, 29G, 49N) (44B) (43G, 21G, 45N) (45N) (40G, 47N, 37G)					

Defense	TT	ST	AT	Sk	Yds	PD	FF	FR	SIT
Spielman	148	97	51	0.5	4	8	1	2	0
White	84	53	31	1.5	8	6	1	0	0
Jamison	77	63	14	2	9	4	1	0	0
Crockett	68	57	11	1	12	5	1	1	0
Gibson	59	38	21	1	2	2	1	1	3
Spindler	49	32	17	2	12	0	0	2	0
Porcher	47	37	10	8.5	53	1	1	0	0
Colon	46	27	19	1	12	3	3	0	11
Scott	42	30	13	0	0	2	0	1	1
Pritchett	42	33	9	4	26	0	0	0	0
McNeil	33	29	4	0	0	0	0	0	3
Owens	31	21	0	0	12	3	2	0	0
Swilling	29	20	9	6.5	33	4	5	1	0
Mckyer	27	26	1	0	0	4	0	1	2
Pete	27	17	10	0	1	1	1	2	0
Clay	24	22	2	1	4	1	1	0	9
Blades	23	15	8	0	0	2	0	0	0
Scroggins	17	10	7	8	56	3	2	1	2
Hayworth	8	6	2	0	10	0	0	0	3
Jones	7	7	0	0	0	0	0	0	7
Jenkins	3	1	2	0	0	2	0	0	0
London	2	2	0	1	3	0	1	0	8
Caston	2	1	1	0	0	0	0	0	7
Ford, D.	2	1	0	0	0	0	0	0	0
Travis	1	1	0	0	0	0	0	0	1
Special Teams: Hallcock 10; Rodenhauer 2; Moore, D. 2; Thompson 1									
Lions	899	646	253	43	253	61	20	14	78
Opponents	952	752	240	46	229	70	13	18	—

NFL Standings							AFC Central						
NFC Team	W	L	T	Pct	Pts	Opp	AFC Team	W	L	T	Pct	Pts	Opp
DETROIT	10	6	0	.625	298	292	Houston	12	4	0	.750	368	238
Minnesota	9	7	0	.563	277	290	Pittsburgh	9	7	0	.563	308	281
Green Bay	9	7	0	.563	340	282	Cleveland	7	9	0	.438	304	307
Chicago	7	9	0	.438	234	230	Cincinnati	3	13	0	.188	187	319
Tampa Bay	5	11	0	.313	237	376	AFC East						
NFC East							Buffalo	12	4	0	.750	329	242
Dallas	12	4	0	.750	376	229	Miami	9	7	0	.563	349	351
NY Giants	11	5	0	.688	288	205	NY Jets	8	8	0	.500	370	247
Philadelphia	8	8	0	.500	253	315	New England	5	11	0	.313	238	286
Phoenix	7	9	0	.438	326	269	Indianapolis	4	12	0	.250	189	38
Washington	4	12	0	.250	230	345	AFC West						
NFC West							Kansas City	11	5	0	.688	328	291
San Francisco	10	6	0	.625	473	295	L.A. Raiders	10	6	0	.625	306	326
New Orleans	8	8	0	.500	317	343	Denver	9	7	0	.563	373	284
Atlanta	6	10	0	.375	316	385	San Diego	8	8	0	.500	322	280
L.A. Rams	5	11	0	.313	221	367	Seattle	6	10	0	.375	280	314
GB defeated DET 28-24, and NYG defeated Min 17-10, in NFC wild card. SF defeated NYG 44-3, and KC defeated PT 22-24 (OT), and LARd defeated Den 42-24 in AFC wild card. Buf defeated LARd 29-23, and KC defeated Hou 28-20 in AFC playoffs. Buf defeated KC 30-13 for AFC title. DA defeated Buf 30-13 for the NFL title in SB XXVIII.													

IN 1993: Supreme Court Justice Byron White retired after serving for 31 years. White played for the Lions in 1940-41.



YEAR-BY-YEAR RESULTS

Detroitlions.com
Media.Detroitlions.com

1994

Record: 9-7, 3rd NFC Central

Date	W/L	Score	Opponent	Att
9/4	W	31-26	Atlanta	60,740
9/11	L	3-10	at Minnesota	57,349
9/19	W	20-17	at Dallas	64,102
9/25	L	17-23	New England	59,618
10/2	L	14-24	at Tampa Bay	38,012
10/9	L	21-27	San Francisco	77,340*
10/23	W	21-16	Chicago	73,574*
10/30	W	28-25	at NY Giants	75,124
11/6	L	30-38	at Green Bay	54,995
11/13	W	14-9	Tampa Bay	50,814
11/20	L	10-20	at Chicago	55,035
11/24	W	35-21	Buffalo	75,672*
12/4	W	34-31	Green Bay	76,338
12/10	W	18-7	at NY Jets	56,080
12/17	W	41-19	Minnesota	73,881*
12/25	L	20-27	at Miami	70,980
12/31	L	12-16	at Green Bay	58,125

*Silverdome sellout

Usual Starters

Offense

Player	Pos	Games	Yds	Att	TD
QR 80	Brett Periman	16	1,046	18	1
TE 49	Ty Hallock (10); 82 Rodney Holman (7)	17	1,046	18	1
LT 75	Lomas Brown	16	1,046	18	1
LG 66	Shawn Bowens	16	1,046	18	1
C 53	Kevin Glover	16	1,046	18	1
RG 67	Doug Widdell	16	1,046	18	1
RT 73	Dave Lutz	16	1,046	18	1
TE 89	Tom Hall	16	1,046	18	1
ZB 84	Herman Moore	16	1,046	18	1
QB 19	Scott Mitchell; 17 Dave Krieg	16	1,046	18	1
RB 20	Barry Sanders	16	1,046	18	1

Pro Bowl Selections: Lomas Brown, QR Mel Gray, WR Herman Moore, RB Barry Sanders, LB Chris Spielman

Defense

Player	Pos	Games	Yds	Att	TD
LE 91	Robert Porcher	16	1,046	18	1
NT 93	Marc Spindler (8); 90 Dan Owens (8)	16	1,046	18	1
RE 94	Marion Pritchett	16	1,046	18	1
LB 51	Broderick Thomas	16	1,046	18	1
LB 54	Chris Spielman	16	1,046	18	1
LB 59	Mike Johnson	16	1,046	18	1
LB 97	Tony Scroggins; 56 Pat Swilling	16	1,046	18	1
CB 47	Ryan McNeil	16	1,046	18	1
CB 40	Robert Massey	16	1,046	18	1
CB 36	Bernie Blades	16	1,046	18	1
SS 32	Willie Clay	16	1,046	18	1

Team Statistics

Category	Team	Opp
Total First Downs	280	328
Rushing	94	131
Passing	164	169
Penalty	22	28
3rd Down: Made/Att	19/88	112/231
3rd Down Pct.	40.0	48.0
4th Down: Made/Att	5/12	10/20
4th Down Pct.	42.0	50.0
Possession Avg.	26:43	34:50
Total Net Yards	5,000	5,405
Avg. Per Game	312.5	338.0
Total Plays	891	1,086
Avg. Per Play	5.6	5.0
Net Yards Rushing	2,080	1,859
Avg. Per Game	130.0	116.2
Total Rushes	406	511
Net Yards Passing	2,922	3,546
Avg. Per Game	182.5	221.8
Sacked/Yards Lost	26/163	28/199
Gross Yards	3,085	3,745
Att./Completions	459/250	547/370
Completion Pct.	54.5	67.6
Had Intercepted	14	12
Punts/Average	64/43.5	66/44.9
Net Punting Avg.	34.2	34.7
Penalties/Yards	109/781	130/1,036
Fumbles/Ball Lost	26/10	34/11
Touchdowns	43	40
Rushing	12	15
Passing	24	21
Returns	7	4

Points Scored

Category	Q1	Q2	Q3	Q4	OT	Pts
Lions	45	130	82	91	9	357
Opponents	60	148	72	62	0	342

Scoring

Player	TD	Ru	Pa	Rt	PAT	FG	S	Pts
Hanson	0	0	0	0	39/40	18/27	0	93
Moore, H.	11	0	11	0	0/0	0/0	0	66
Sanders	8	7	1	0	0/0	0/0	0	48
Periman	4	0	4	0	0/0	0/0	0	28
Moore, D.	4	4	0	0	0/0	0/0	0	24
Carter	3	0	3	0	0/0	0/0	0	18
Gray	3	0	0	3	0/0	0/0	0	18
Matthews	3	0	3	0	0/0	0/0	0	18
Morton	2	0	1	1	0/0	0/0	0	12
Mitchell	1	1	0	0	0/0	0/0	0	6
Spielman	1	0	0	1	0/0	0/0	0	6
Johnson, M.	1	0	0	0	0/0	0/0	0	6
Clay	1	0	0	1	0/0	0/0	0	6
Conover	1	0	1	0	0/0	0/0	0	6
Team	0	0	0	0	0/0	0/0	0	0
Lions	43	12	24	7	39/40	18/27	1	357
Opponents	40	15	21	4	37/38	21/28	0	342

2-Pt. Conversions: Periman (2) TEAM 2-3; Opp 1-2

Rushing

Player	Att	Yds	Avg	Lg	TD
Sanders	331	1883	5.7	85	7
Periman	9	86	9.6	25	0
Moore, D.	27	52	1.9	12	4
Krieg	23	35	1.5	3	0
Mitchell	15	24	1.6	7	1
Lynch	1	0	0.0	0	0
Lions	406	2080	5.1	85	12
Opponents	311	1859	3.6	32	15

Receiving

Player	Rec	Yds	Avg	Lg	TD
Moore, H.	72	1173	16.3	51t	11
Periman	56	751	13.6	39	4
Sanders	44	283	6.4	22	1
Matthews	29	359	12.4	33	3

Player	Att	Cmp	Yds	Cmp%	Avg	TD	Int	Int%	Lg	Sk/Y	Rtg
Holman	246	119	1456	48.4	5.92	10	4.1	11	4.5	34	126/3
Hall	10	106	106	18	0	0	0	0	0	0	0
Carter	8	97	121	18	3	0	0	0	0	0	0
Hollock	7	75	107	21	0	0	0	0	0	0	0
Morton	3	39	13.0	18t	1	0	0	0	0	0	0
Moore, D.	2	18	9.0	10	0	0	0	0	0	0	0
Conover	1	1	1.0	1t	1	0	0	0	0	0	0
Lions	250	3085	12.3	51t	51t	21	21	21	21	21	21
Opponents	370	3745	10.1	76t	76t	21	21	21	21	21	21

Player	Att	Cmp	Yds	Cmp%	Avg	TD	Int	Int%	Lg	Sk/Y	Rtg
Passing	246	119	1456	48.4	5.92	10	4.1	11	4.5	34	126/3
Mitchell	212	131	1629	61.8	7.68	14	6.6	3	1.4	51t	141/00
Krieg	1	0	0.0	0.0	0.0	0	0	0	0	0	0
Periman	459	250	3085	54.5	6.72	24	5.2	14	3.1	51t	26/163
Lions	547	370	3748	67.6	6.85	21	3.8	12	2.2	76t	28/199
Opponents											

Player	Int	Yds	Lg	TD
Interceptions				
Massey	4	25	6.3	17
Clay	3	54	18.0	28t
Johnson, M.	1	48	48.0	48t
McNeil	1	14	14.0	0
Colon	1	3	3.0	3
Mack	1	0	0.0	0
Blades	1	0	0.0	0
Lions	12	144	12.0	48t
Opponents	14	154	11.0	38

Player	Pnt	Yds	Avg	Net	TD	Int	Lg	TD
Punting								
Montgomery	63	2782	44.2	34.8	8	20	64	1
Team	1	0	0.0	0.0	0	0	0	0
Lions	64	2782	43.5	34.7	8	20	64	1
Opponents	66	2963	44.9	34.7	21	20	67	0

Player	Pnt	Yds	Avg	Net	TD	Int	Lg	TD
Punt Returns								
Gray	21	12	233	11t	24	0	0	0
Lions	25	12	233	11t	24	0	0	0
Opponents	36	4	431	12.0	80t	2	0	0

Player	KR	Yds	Avg	Lg	TD
Kickoff Returns					
Gray	45	1276	28.4	102t	3
Moore, D.	10	113	11.3	19	0
Lynch	9	105	11.7	16	0
Morton	3	143	47.7	93t	1
Malone	3	38	12.7	20	0
Lions	70	1675	23.9	102t	4
Opponents	65	1572	24.2	96t	1

Player	FG	Yds	Avg	Net	TD	Int	Lg	TD
Field Goals								
Hanson	0/0	0/7	30-39	77	5/8	0/5	0/5	0/5
Lions	0/0	0/7	30-39	77	5/8	0/5	0/5	0/5
Opponents	1/1	1/11	11-11	0/1	0/1	0/1	0/1	0/1

Hanson: (37G) (42N,46N,24G) (32G,51N,57B,51B,44G) (27G) (26N) (52N) (0) (31G,24G) (51N) (0) (29G,43N) (27G,34G) (37G,48G,48G,23G) (39G,41G) (32G,40G) -18/27, 66.7%

Opponents: (52N) (47N,36G) (19G) (20G,28G,21G) (23G,55N) (46N,22) (25G,40N) (30G) (20G,49N,41G,34G) (28G,23G) (42N,24G) (34G,26G,37G,48G) (40G,45G) -21/28, 75.0%

Player	TT	ST	AT	Sk	Yds	PD	FF	FR	STT
Defense									
Spielman	195	124	71	0	6	3	3	0	0
Johnson	134	92	42	1.5	12	0	1	1	1
Blades	90	71	19	1	7	0	0	1	1
Thomas	88	64	24	7	49.5	7	2	2	0
Clay	76	59	17	0	10	0	0	1	0
Pritchett	74	41	33	5.5	50	1	0	1	0
Porcher	69	47	22	3	22	8	2	1	0
Massey	68	53	15	0	0	6	0	0	4
McNeil	58	51	7	0	0	0	0	0	2
Jeffries	44	36	8	0	0	2	1	0	0
Owens	41	26	15	3	28	0	0	0	0
Scroggins	36	28	8	2.5	14	9	0	0	8
Swilling	28	21	7	3.5	16.5	0	1	1	0
Mack	25	19	6	0	0	1	0	0	0
Colon	17	16	1	0	0	1	2	0	10
Spindler	15	11	4	0	0	0	0	0	0
Hayworth	8	7	1	1	0	0	0	0	5
Bonham	3	1	2	0	0	0	0	0	0
London	1	0	1	0	0	0	0	0	5
Jones	1	0	0	0	0	0	0	0	6
Malone	0	0	1	0	0	0	0	0	0
Special Teams: Moore, D 10; Hallock, B, Kowalkowski 7; Lynch 5; Hall 4; Borgella 2; Roderhauer 2; Beer 1; Hanson 1									
Lions	1072	767	305	28	199	68	17	10	99
Opponents	763	585	178	26	165	74	8	15	—

NFL Standings

NFL Standings						AFC Central							
NFC Central	W	L	T	Pct	Pts	OP	NFC Central	W	L	T	Pct	Pts	OP
Minnesota	10	6	0	.625	356	314	Pittsburgh	12	4	0	.750	316	234
Green Bay	9	7	0	.563	382	287	Cincinnati	11	5	0	.688	340	204
DETROIT	9	7	0	.563	357	342	Cincinnati	3	13	0	.188	276	406
Chicago	9	7	0	.563	271	307	Houston	2	14	0	.125	226	352
Tamara Ray	6	10	0	.375	251	351	AFC East						



YEAR-BY-YEAR RESULTS

Detroitlions.com
Media.Detroitlions.com

1995

Record: 10-6, 2nd NFC Central

Date	W/L	Score	Opponent	Att
9/3	L	20-23	at Pittsburgh	58,002
9/10	L	10-20	at Minnesota	52,234
9/17	L	17-20	Arizona	58,727
9/25	W	27-24	San Francisco	76,236*
10/8	W	38-20	Cleveland	74,171*
10/15	L	21-31	at Green Bay	60,302
10/22	L	30-36at	at Washington	52,332
10/29	W	24-16	Green Bay	73,462*
11/5	L	22-34	at Atlanta	49,619
11/12	W	27-24	Tampa Bay	60,644
11/19	W	24-17	at Chicago	61,779
11/23	W	44-38	Minnesota	74,559*
12/4	W	27-7	Chicago	77,230*
12/10	W	24-17	at Houston	35,482
12/17	W	44-0	Jacksonville	70,204
12/23	W	37-10	at Tampa Bay	50,049
12/30	L	37-58	at Philadelphia	66,492

*Silverdome sellout

Usual Starters

Offense	Defense
QR 80 Brett Perriman	LE 94 Luther Ellis
WR 87 Johnnie Morton	NT 98 Henry Thomas
LT 75 Lomas Brown	UT 91 Robert Porcher
LG 67 Doug Widel	RE 97 Tracy Scroggins
C 53 Kevin Glover	SLB 99 Tracy Hayworth
RG 73 David Lutz	MLB 54 Chris Spielman
RT 71 Zeffross Moss	MLB 59 Mike Johnson
TE 86 David Sloan (R; 89 Ron Hall (S))	CB 47 Bryan McNeil
QB 84 Herman Moore	CB 31 Corey Raymond
OR 19 Scott Mitchell	SS 32 Willie Clay
RB 20 Barry Sanders	FS 36 Bernie Blades

Pro Bowl Selections: T Lomas Brown, C Kevin Glover, WR Herman Moore, RB Barry Sanders

Team Statistics	Det	Opp
Total First Downs	349	350
Rushing	91	110
Passing	230	201
Penalty	28	39
3rd Down Made/Att	95/208	76/200
3rd Down Pct.	46.0	38.0
4th Down Made/Att	10/13	10/16
4th Down Pct.	62.0	63.0
Possession Avg.	28.37	31.36
Total Net Yards	6113	5299
Avg. Per Game	382.1	349.9
Total Plays	1024	1031
Avg. Per Play	6.0	5.4
Net Yards Rushing	1753	1795
Avg. Per Game	109.6	112.2
Total Rushes	387	409
Net Yards Passing	4360	3804
Avg. Per Game	272.5	237.8
Sacked/Yards Lost	32/150	42/317
Gross Yards	4510	4121
Att./Completions	605/362	580/354
Completion Pct.	59.8	61.0
Had Intercepted	12	22
Punts/Average	60/40.5	61/42.7
Net Punting Avg.	30.8	38.6
Penalties/Yards	134/1032	120/1001
Fumbles/Ball Lost	21/13	24/13
Touchdowns	50	36
Rushing	16	15
Passing	33	17
Returns	1	4

Points Scored	O1	O2	O3	O4	OT	Pts		
Lions	113	125	87	111	0	436		
Opponents	53	114	67	96	0	336		
Scoring	TD	Ru	Pa	Rt	PAT	FG	S	8s
Hanson	0	0	0	0	48/48	28/34	0	13
Moore, H.	14	0	14	0	0	0	0	84
Sanders	12	11	1	0	0	0	0	72
Perriman	9	0	9	0	0	0	0	56
Morton	8	0	8	0	0	0	0	48
Mitchell	4	4	0	0	0	0	0	24
Sloan	1	0	1	0	0	0	0	6
Rivers	1	1	0	0	0	0	0	6
Scroggins	1	0	0	0	0	0	0	6
Blades	0	0	0	0	0	0	1	2
Lions	50	16	33	1	48/48	28/34	1	436
Opponents	15	17	4	2	32/32	28/42	0	336

2-Pt. Conversions: PERRIMAN TEAM 1-2; Opponents 2-2

Rushing	Att	Yds	Avg	Lg	TD
Sanders	314	1500	4.8	75t	11
Mitchell	18	104	5.8	29	4
Rivers	18	73	2.9	18	0
Perriman	5	48	9.6	16	0
Morton	3	33	11.0	18	0
Schlesinger	1	1	1.0	1	0
Majkowski	9	1	0.1	4	0
Royals	1	-7	-7.0	-7	0
Lions	387	1753	4.5	75t	16
Opponents	409	1795	4.4	75	15
Receiving	Rec	Yds	Avg	Lg	TD
Moore, H.	123	1886	15.3	69t	14
Perriman	114	108	14.8	13.8	9
Sanders	48	398	8.3	40	1
Morton	44	590	13.4	32t	8
Hall	17	184	10.8	24	1
Sloan	11	81	7.4	15	0
Holman	5	35	7.0	9	0
Matthews	4	41	10.3	12	0

Rivers	1	5	5.0	5	0
Schlesinger	2	2	2.0	2	0
Lions	362	4510	12.5	91t	33
Opponents	354	4121	11.6	89t	17

Passing	Att	Cmp	Yds	Comp%	Avg	TD	Int	Lg	Sk/Y	Rtg
Mitchell	583	348	4338	59.3	7.44	32	5.5	12	2.1	91t
Majkowski	20	15	161	75.0	8.05	1	0.0	22	1/5	114.8
Sanders	2	1	50.0	50.0	0.0	0.0	0.0	11	0/0	66.7
Lions	605	362	4510	59.8	7.43	33	5.5	12	2.0	91t
Opponents	580	354	4121	61.1	7.11	17	2.9	22	8.5	42/317

Interceptions	Int	Yds	Avg	Lg	TD
Clay	8	173	21.6	39	0
Raymond	6	44	7.3	18	0
McNeil	2	26	13.0	21	0
Johnson	2	23	11.5	14	0
Spielman 1-4; Blades 1-0; Vanhorne 1-0; Malone 1-0	22	270	12.3	39	0
Lions	12	219	18.3	71t	2
Opponents					

Punting	Pnt	Yds	Avg	Net	TB	In20	Lg	B
Royals	57	2393	42.0	32	6	15	69	2
Team	2	0	0.0	0.0	0	0	0	0
Hanson	1	34	34.0	14.0	1	0	34	0
Lions	60	2427	40.5	38.6	7	15	69	2
Opponents	61	2604	42.7	38.6	3	19	60	0

Punt Returns	PR	FC	Yds	Avg	Lg	TD
Morton	7	4	48	6.9	16	0
Turner	6	1	39	6.5	13	0
Perriman	5	6	50	10.0	13	0
Clay	5	5	49	9.8	28	0
Carter	1	1	3	3.0	3	0
Lions	24	17	189	7.9	28	0
Opponents	29	6	442	15.2	74t	1

Kickoff Returns	KR	Yds	Avg	Lg	TD
Royals	19	420	22.1	52	0
Morton	18	390	21.7	32	0
Turner	17	323	19.0	43	0
Perriman	5	65	13.0	23	0
Williams	4	100	25.0	32	0
Carter 2-46; 29 Lg; Sloan 1-14; Owens 1-9					
Lions	67	1367	20.4	51	0
Opponents	80	1828	22.9	51	0

Field Goals	1-19	20-29	30-39	40-49	50+
Lions	2/2	4/4	16/17	5/10	1/1
Hanson	2/2	4/4	16/17	5/10	1/1
Opponents	0/0	10/13	9/11	7/14	2/4
Hanson: (43G,36G) (33G,40N,42N)(21G)(30G,38G,18G,32G) (56G) (42G,20G,39G) (38G) (34G,29G,18G) (43B,25G) (2G,40G,40N,39G) (42G,36G)(36G,49N)(38G,39G,22G) (33G,39G,45G)-28/34, 82.4%					
Opponents: (39G,49N,47G,31G) (32G,27G)(6G,41G,25G,25G) (47N,23G,40N) (22G,38G) (42G,45G,34N,20G,27N) (28G,36G,48N,29G) (20G,53G,28G)(32G,47G,42N,44N) (34G,43N) (39G,25G,52N) (43N) (47G) (27N) (27G)-28/42, 66.7%					

Defense	TT	ST	AT	Sk	Yds	PD	FF	FR	STT
Spielman	137	90	47	10	6	2	3	4	1
Johnson	116	80	36	2	14	6	2	4	1
Blades	98	69	29	1	4	7	0	1	3
McNeil	86	69	17	0	0	13	0	1	0
Raymond	68	59	9	2	13	24	1	1	0
Thomas	68	45	23	10.5	82	0	2	2	0
Clay	66	50	16	0	0	13	0	0	1
Porcher	51	29	22	5	38	2	1	0	0
Massey	50	40	10	0	0	2	1	0	0
Scroggins	45	35	10	9.5	56	6	2	1	0
Hayworth	31	23	8	1	10	1	2	1	4
Ellis	17	9	10	0	0	0	0	0	0
Vanhorne	17	16	1	0	0	2	0	0	0
Jeffries	14	13	1	0.5	2	1	0	0	6
London	14	12	2	7	65	1	4	0	3
Borham	13	7	6	1	6	0	0	0	0
Wells	6	3	3	0.5	4	1	0	0	0
Malone	6	3	3	0	0	1	0	0	10
Owens	4	3	1	0	0	0	0	0	5
Kowalkowski	2	1	0	0	0	0	0	0	11
Boyd, S	1	1	0	1	13	0	0	0	0

Special Teams: Schlesinger 15; Bear S; Hanson 2; Sample 2; Sloan 2; Holman 1; Royals 1; Lynch 1

Williams 1	912	657	255	42	317	85	77	16	10	13	97
Lions	867	621	246	32	155	77	16	10	13	97	
Opponents											

Dallas	7	9	0	.438	238	335	Jacksonville	4	12	0	.250	275	404
NFC East													
Philadelphia	12	4	0	.750	435	291	Buffalo	10	6	0	.625	350	335
Washington	10	6	0	.625	318	338	Indianapolis	9	7	0	.563	331	316
NY Giants	6	10	0	.375	326	359	Miami	9	7	0	.563	338	332
Arizona	5	11	0	.313	290	340	New England	6	10	0	.375	294	377
NFC West	4	12	0	.250	275	422	NFC West	3	13	0	.188	233	384
San Francisco	11	5	0	.688	457	258	Kansas City	13	3	0	.813	358	241
Atlanta	9	7	0	.563	362	349	San Diego	9	7	0	.563	321	323
St. Louis	7	9	0	.438	309	418	Seattle	6	8	0	.438	363	366
Carolina	7	9	0	.438	289	325	Denver	8	8	0	.500	388	345
New Orleans	7	9	0	.438	319	348	Oakland	8	8	0	.500	348	332

Phi defeated DET, 58-37, and GB defeated ATL, 37-20, in NFC wild card. GB defeated SF, 27-17, and Dal defeated Phi, 30-11, in AFC playoffs. Dal defeated GB 38-27, for NFC title. Ind defeated SD, 35-20, and Buf defeated Mia, 37-22, in AFC wild card. Pit defeated Buf, 40-21, and Ind defeated KC, 10-7, in AFC playoffs. Pit defeated Ind, 28-16, for AFC title. Dal defeated Phi 27-17, for the NFL title in SB XXX.

IN 1995: In April, the bombing of the Federal Building in Oklahoma City, Okla. kills 168 people.



YEAR-BY-YEAR RESULTS

Detroitlions.com
Media.Detroitlions.com

1996

Record: 5-11, 5th NFC Central

Date	W/L	Score	Opponent	Att
9/1	L	13-17	at Minnesota	52,372
9/8	W	21-6	Tampa Bay	54,229
9/15	L	17-24	at Philadelphia	66,772
9/22	W	35-16	Chicago	70,022
9/29	W	27-0	at Tampa Bay	34,961
10/6	W	28-24	Atlanta	58,668
10/13	L	21-37	at Oakland	50,037
10/27	L	7-35	New YorkGiants	63,501
11/3	L	18-28	at Green Bay	60,695
11/11	L	21-27	at San Diego	60,425
11/17	W	17-16	Seattle	51,194
11/24	L	14-31	at Chicago	55,864
11/28	L	24-28	Kansas City	75,079
12/8	L	22-24	Minnesota	46,043
12/15	L	3-31	Green Bay	73,214
12/23	L	14-24	at San Francisco	61,921

Usual Starters

Offense	Defense
QB 80 Brett Perriman	DE 91 Robert Porcher
WR 87 Johnnie Morton	NT 98 Henry Thomas
LT 72 Ray Roberts	UT 94 Luther Elliss
LG 77 Mike Compton	RE 93 Kenwin Waldrup (10)
C 53 Kevin Glover	SS 97 Tracy Scroggins (6)
RG 64 Jeff Hartings	SLB 55 Antonio London
RT 71 Zefross Moss	MLB 99 Pepper Johnson
TE 89 Pete Metzelaars	WLB 59 Reggie Brown
ZR 84 Herman Moore	CB 47 Ryan McNeil
QB 19 Scott Mitchell	CB 31 Corey Raymond
RB 20 Barry Sanders	SS 36 Bernie Blades
	FS 39 Van Malone

Pro Bowl Selections: C Kevin Glover, WR Herman Moore, RB Barry Sanders

Team Statistics

Total First Downs	Det	Opp
Rushing	317	324
Passing	105	126
Penalty	180	172
3rd Down: Made/Att	32/79	27/89
3rd Down Pct.	38.0	30.3
4th Down: Made/Att	9/20	8/12
4th Down Pct.	45.0	67.0
Possession Avg.	26:57	33:02
Net Yards	5013	5367
Avg. Per Game	313.3	334.8

Total Plays

Avg. Per Play	Det	Opp
Net Yards Rushing	1810	5,207
Avg. Per Game	113.1	125.4
Total Rushes	399	510

Net Yards Passing

Avg. Per Game	Det	Opp
Sacked/Yards Lost	46/206	32/227
Gross Yards	3463	3577
Att/ Completions	541/209	502/211
Completion Pct.	57.1	62.0
Had Intercepted	21	11

Punts/Average

Net Punting Avg.	Det	Opp
Penalties/Yards	109/863	115/938
Fumbles/Ball Lost	19/5	26/7

Touchdowns

Rushing	Det	Opp
Passing	15	28
Returns	3	4

Points Scored

Lions	Opponents
52	81

Scoring

TD	Ru	Pa	Rt	PAT	PTS
Hanson	0	0	0	36/36	12/17
Sanders	11	11	0	0/0	0/0
Moore	9	0	9	0/0	0/0
Morton	6	0	6	0/0	0/0
Perriman	5	0	5	0/0	0/0
Mitchell	4	4	0	0/0	0/0
Raymond	1	0	1	0/0	0/0
Blades	1	0	1	0/0	0/0
Wells	1	0	1	0/0	0/0
Lions	38	15	20	3	36/36
Opponents	44	28	4	40/41	20/25

2-Pt. Conversions: Moore, TEAM 1-2; Opponents 1-3

Rushing

Att	Yds	Avg	Lg	TD
Sanders	199	155.2	51	5
Rivers	17	86	4.5	26
Mitchell	37	83	2.2	9
Majkowski	14	38	2.7	12
Morton	3	35	9.9	18
Perriman	1	13	13.0	13
Lynch	2	2	1.0	2
Lions	389	1810	4.7	54
Opponents	510	2007	3.9	52

Receiving

Rec	Yds	Avg	Lg	TD
Moore	106	1296	12.2	50
Perriman	37	1021	10.9	44
Morton	55	714	13.0	62
Sanders	24	147	6.1	28
Metzelaars	17	146	8.6	20
Sloan	7	51	7.3	18
Matthews	3	41	13.7	21
Rivers	2	28	14.0	19
Price	1	14	14.0	14
Lions	209	3463	11.2	62
Opponents	311	3577	11.5	73

Passing	Att	Cmp	Yds	Cmp%	Avg	TD	TD%	Int%	Int	Lg	Sk/Y	Rtg
Mitchell	437	253	2917	57.9	6.68	17	3.9	17	3.9	62	36/199	74.3
Majkowski	102	55	554	53.9	5.43	3	2.9	3	2.9	27	10/61	67.2
Royals	1	1	-8	100.0	-8.00	0	0.0	0	0.0	-8	0/0	52.1
Sanders	1	0	0	0.0	0.00	0	0.0	1	100.0	0	0/0	0.0
Lions	541	309	3346.3	57.1	6.40	20	3.7	21	3.9	62	46/280	72.5
Opponents	502	311	3577	62.0	7.13	28	5.6	11	2.2	73	32/227	83.0

Interceptions

Int	Yds	Avg	Lg	TD
McNeil	5	112	28	1
Malone	2	112	56.0	98
Raymond	1	24	24.0	24
Stewart	1	14	14.0	14
Malone	1	5	5.0	0
Jeffries	1	0	0.0	0
Lions	11	169	15.4	98
Opponents	21	313	14.9	37

Punting

Pnt	Yds	Avg	TD	TB	In20	Lg	B
Royals	69	3020	43.8	33.9	8	11	60
Team	1	0	0	0	0	0	0
Hanson	1	24	24.0	0	1	24	0
Lions	71	3044	42.9	33.3	8	12	60
Opponents	71	2927	41.2	35.3	7	23	62

Punt Returns

PR	FC	Yds	Avg	Lg	TD
Milburn	34	19	284	8.4	33
Lions	34	19	284	8.4	33
Opponents	42	11	519	12.4	92

Kickoff Returns

KR	Yds	Avg	Lg	TD
Milburn	64	1627	25.4	65
Lynch	1	15	15.0	15
Washington	1	14	14.0	14
Jeffries	1	10	10.0	10
Rivers	1	8	8.0	8
Metzelaars	1	1	1.0	1
Lions	69	1675	24.3	65
Opponents	53	1300	24.5	75

Field Goals

1-19	20-29	30-39	40-49	50+
Hanson	0	4/4	4.5	3.5
Lions	0/0	4/4	4.5	3.5
Opponents	0/0	9/9	6/7	5/9

Hanson: (24G,39G) (53N) (50G) (1) (20G,39B,29G) (48G) (53N) (43G) (21G) (48N,30G,48G,31G) (39G) (41N)—12/17, 70.6%

Opponents: (43N,25G) (30G,41G) (38N,39G) (46G) (47G) (29G,23G,32G) (38G,43N,32G) (1) (29G,20G,49N) (24G,25G,21G,42N) (42G) (31G) (20G) (49G)—20/25, 80%

Defense

TT	ST	AT	Sk	Yds	PD	FF	FR	STT
Blades	106	78	28	0	5	0	0	2
McNeil	86	68	18	0	0	16	0	2
Malone	75	48	27	0	0	5	2	0
Johnson	70	54	16	0	0	1	2	0
London	68	45	23	3	14	2	2	0
Raymond	66	59	7	0	0	9	1	0
Porcher	66	45	21	10	7.6	3	3	2
Brown	50	36	14	0	0	0	2	0
Ellis	48	28	23	25	49.5	2	0	0
Thomas	47	31	16	6	52	1	2	1
Waldrup	45	29	16	2.5	16.5	1	0	0
Jeffries	41	32	9	0	6	0	0	0
Rice	39	26	13	0	0	3	0	0
Boyd, S.	35	20	15	0	0	2	1	0
Wells	30	16	14	0	0	0	0	1
Bewart	25	16	9	0	0	2	0	0
Borham	20	13	2	2	15	1	0	0
Scroggins	16	13	3	2	15	0	0	1
Brooks	12	6	6	0	0	0	0	0
Ford	7	0	0	0	0	0	1	0
Washington	6	5	1	0	0	0	0	0
Kowalkowski	4	3	1	0	0	0	0	1
Woodley	4	2	2	0	0	0	0	0
Borgella	3	2	1	0	0	0	1	0
Dronett	2	1	1	0	0	0	0	0
Beer	2	1	1	0	0	0	0	0
Schlesinger								10
Glover								1
Moore								1
Royals								1
Sample								1
Price								1
Lions	974	682	292	32	233	65	14	8
Opponents	810	625	185	46	264	102	5	10

NFL Standings

NFC Central	W	L	T	Pct	Pts	Opp	AFC Central	W	L	T	Pct	Pts	Opp
Green Bay	13	3	0	.813	456	210	Pittsburgh	10	6	0	.625	344	257
Minnesota	9	7	0	.563	298	315	Jacksonville	9	7	0	.563	325	335
Chicago	7	9	0	.438	283	305	Cincinnati	8	8	0	.500	372	369
Tampa Bay	6	10	0	.375	321	293	Houston	8	8	0	.500	345	319
DETROIT	5	11	0	.313	302	368	Baltimore	4	12	0	.250	371	441
NFC East	W	L	T	Pct	Pts	Opp	AFC East	W	L	T	Pct	Pts	Opp
Dallas	10	6	0	.625	286	250	New England	11	5	0	.688	418	313
Philadelphia	10	6	0	.625	363	341	Buffalo	10	6	0	.625	319	266
Washington	9	7	0	.563	364	312	Kansas City	9	7	0	.563	297	300
Arizona	7	9	0	.438	300	397	Indianapolis	8	8	0	.500	330	325
NY Giants	6	10	0	.375	242	297	NY Jets	1	15	0	.063	239	454
NFC West	W	L	T	Pct	Pts	Opp	AFC West	W	L	T	Pct	Pts	Opp
Carolina	12	4	0	.750	367	218	Denver	13	3	0	.813	391	275
San Francisco	10	6	0	.625	398	257	San Diego	9	7	0	.563	297	300
St. Louis	6	10	0	.375	303	409	Oakland	8	8	0	.500	310	376
Atlanta	3	13	0	.188	309	461	San Diego	7	9	0	.438	340	293
New Orleans	3	13	0	.188	229	339	Seattle	7	9	0	.438	317	376

Del defeated Min, 40-15 and SF defeated Phi 14-0 in NFC wild card. Car defeated Del, 26-17 and GB defeated SF, 35-14 in NFC playoffs. GB defeated Car, 20-13 for NFC title. Jax defeated Buf, 30-27 and Pitt defeated Ind, 42-14 in AFC wild card. Jax defeated Den, 30-27 and NE defeated Pitt, 28-3 in AFC wild card. NE defeated Jax, 20-6 for AFC title. GB defeated NE 35-21 in SBXXXI.

IN 1996: The Summer Games of the XXVI Olympiad were held on U. S. soil, in Atlanta.



IN 1997: Diana, Princess of Wales, dies following a high-speed traffic accident in the streets of Paris



Carolina	4	12	0	250	336	413	Kansas City	5	9	0	.438	327	361
S. Louis	4	12	0	250	326	378	San Diego	5	11	0	.413	261	341
Arz defeated Dal, 20-7, and SF defeated GB, 30-27, in NFC wild card. At dal defeated SF, 20-18, and Min defeated Arz, 41-21, in NFC playoffs. At den defeated Min, 30-27 (OT), for NFC title. Ma defeated Buf, 24-17, and Jax defeated NE, 25-10, in AFC wild card. Den defeated Ma, 38-3, and NYJ defeated Jax, 34-24, in AFC playoffs. Den defeated NYJ, 23-10, for AFC title. Den defeated At, 34-19, in SB XXXIII.													

In 1998: President Bill Clinton becomes the second U. S. President to be impeached by the House

IN 1998: President Bill Clinton becomes the second U. S. President to be impeached by the House of Representatives.



YEAR-BY-YEAR RESULTS

Detroitlions.com
Media.Detroitlions.com

1999

Record: 8-8, 3rd NFC Central

Date	W/L	Score	Opponent	Att
9/12	W	26-20	at Seattle	66,238
9/19	W	23-15	Green Bay at Kansas City	76,202*
9/26	L	21-31	San Diego	78,384
10/10	L	10-20	San Diego	61,481
10/17	W	25-23	Minnesota at Seattle	76,516*
10/24	W	24-9	at Carolina	64,322
10/31	W	20-3	Tampa Bay	63,135
11/7	W	31-27	St. Louis	73,224*
11/14	L	19-23	at Arizona	48,600
11/21	L	17-26	at Green Bay	59,869
11/25	W	21-17	Chicago	77,905*
12/5	W	33-17	Washington	77,693*
12/12	L	16-23	at Tampa Bay	65,536
12/18	L	10-28	at Chicago	66,844
12/25	L	7-17	Denver	73,158*
12/30	L	17-24	at Minnesota	64,103

NFC Playoffs

1/8/00	L	13-27	at Washington	79,411
--------	---	-------	---------------	--------

*Silverdome sellout

Usual Starters

Offense	Defense
QB 8 Matt Leinart	DE 91 Robert Porcher
RB 12 Ray Roberts	NT 90 James Jones
LT 62 Tony Sample	LT 94 Luther Elliss
C 77 Mike Compton	RE 93 Tracy Scroggins
RG 64 Jeff Hartings	SLB 55 Allen Aldridge
RT 76 Barrett Brooks	MLB 57 Stephen Boyd
TE 86 David Sloan	WLB 50 Chris Claiborne
ZB 82 Gernane Crowell	CB 39 Robert Bailey (11)
OB 10 Charlie Batch	CB 23 Terry Fair (10)
FB 30 Cory Schlesinger	SS 32 Bryant Westbrook (8)
RB 21 Greg Hill	FS 28 Mark Carver

Starters

Pro Bowl Selections: LB S. Boyd, DT L. Elliss, K. J. Hanson, DE R. Porcher, TE D. Sloan

Team Statistics	Det	Opp
Total First Downs	269	305
Rushing	67	87
Passing	179	185
Penalty	23	33
3rd Down: Made/Att	81/222	84/213
3rd Down Pct.	36.5	39.4
4th Down: Made/Att	6/17	4/13
4th Down Pct.	35.3	30.8

Possession Avg.	29.15	30.45
Total Net Yards	4931	5291
Avg. Per Game	308.2	330.7

Total Plays	50	52
Avg. Per Play	12.45	15.31
Net Yards Rushing	77.8	95.7
Avg. Per Game	356	393
Total Rushes	3686	3760
Net Yards Passing	230.4	235.0
Avg. Per Game	64/288	50/340
Sacked/Yards Lost	407.4	410.0
Gross Yards	558/326	574/359
Att./Completion Pct.	58.4	62.5
Had Intercepted	14	16

Punts/Average	86/42.3	82/42.0
Net Punting Avg.	86/34.8	82/35.8
Penalties/Yards	110/995	105/839
Fumbles/Ball Lost	21/8	32/16
Touchdowns	35	36
Rushing	8	12
Passing	22	21
Returns	5	3

Points Scored	01	02	03	04	0T	Pts
Lions	61	132	47	82	-	322
Opponents	28	116	81	98	-	323

Scoring	TD	Ru	Pa	Rt	PAT	FG	S	Pts
Lions	0	0	0	0	28/29	26/32	0	106
Crowell	7	0	0	0	0/0	0/0	0	44
Morton	5	0	0	0	0/0	0/0	0	20
Irvin	4	0	0	0	0/0	0/0	0	24
Sloan	4	0	0	0	0/0	0/0	0	24
Batch	2	2	0	0	0/0	0/0	0	12
Fair	2	0	0	0	0/0	0/0	0	12
Hill	2	0	0	0	0/0	0/0	0	12
Moore	2	0	0	0	0/0	0/0	0	12

Crowell	7	0	7	0	0/0	0/0
Morton	5	0	5	0	0/0	0/0
Irvin	4	4	0	0	0/0	0/0
Sloan	4	0	4	0	0/0	0/0
Batch	2	2	0	0	0/0	0/0
Fair	2	0	0	2	0/0	0/0
Hill	2	2	0	0	0/0	0/0

Rushing	Att	Yds	Avg	Lg	TD
Hill	144	542	3.8	45	2
Rivers	82	295	3.6	37	0
Irvin	26	133	5.1	51	4
Schlesinger	43	124	2.9	16	0
Batch	28	87	3.1	12x	2
Crowell	5	38	7.6	20	0
Frotte	15	33	2.2	8	0

Lions	356	1245	3.5	51	8
Opponents	393	1531	3.9	58t	12

Receiving	Rec	Yds	Avg	Lg	TD
Crowell	81	1338	16.5	77t	7
Morton	80	1129	14.1	48	5
Sloan	47	581	12.6	44	1
Irvin	25	233	9.3	31	0
Rivers	22	173	7.9	31t	1
Schlesinger	21	151	7.2	25	1

Moore	16	197	12.3	26	2
Hill	13	77	5.9	15	0
Stablein	11	119	10.8	42	1
Olivo 4-24, 12 Lg; Rasby 3-19, 13 Lg, 1 TD; Chryplewicz 2-18, 13 Lg; Uwaezuoke 1-5, 5 Lg	326	4074	12.5	77t	22
Opponents	359	4100	11.4	75t	21

Passing	Att	Cmp	Yds	Cmp%	TD	Int	Lg	Sk/Y	Rtg
Frotte	288	175	2117	60.8	7.35	3.1	7.4	77t	28/202
Batch	270	151	1957	55.9	7.25	1.3	4.8	7.4	38/186
Lions	558	326	4074	58.4	7.30	2.2	9.8	77t	64/388
Opponents	574	359	4100	62.5	7.14	2.1	3.7	75t	50/340

Interceptions	Int	Yds	Avg	Lg	TD
Rice	5	82	16.4	33	0
Fair	3	49	16.3	41t	1
Carrier	3	16	5.3	16	0
Kowalkowski	2	39	19.5	31	0
Lions	16	235	14.7	41t	1
Opponents	14	174	12.4	40t	1

Punting	Pnt	Yds	Avg	Net	TB	In	Lg	B
Jett	86	3637	42.3	34.8	12	27	62	0
Lions	86	3637	42.3	34.8	12	27	62	0
Opponents	82	3442	42.0	35.8	6	20	57	0

Punt Returns	PR	FC	Yds	Avg	Lg	TD
Howard	6	1	115	19.2	68t	1
Uwaezuoke	18	9	150	8.3	20	0
Fair	11	4	97	8.8	36	0
Lions	38	16	386	10.2	68t	1
Opponents	42	21	402	9.6	24	0

Kickoff Returns	KR	Yds	Avg	Lg	TD
Fair	34	752	22.1	91	0
Howard	15	298	19.9	35	0
Olivo	11	198	18.0	25	0
Lions	72	1445	20.1	91t	0
Opponents	60	1242	20.7	95t	1

Field Goals	1-19	20-29	30-39	40-49	50+
Hanson	0/0	8/8	4/4	10/12	4/8
Lions	0/0	8/8	4/4	10/12	4/8
Opponents	0/0	7/7	8/11	6/7	1/4

Hanson: (51G,49G)(48G)(V23G)(21G,49G,29G,30G,41G,47G,48G)(29G)(47G,50G)(29G,43G,44G)(57N)(46G)
(53N)(50G,45G,46N,37G,52G,27G)(37G,25G,27G)(24G,50N)(39G,58N) — 26/32, 81.3%

Opponents:(32N)(46G,24G)(51G)(33G,24G,47N)(26G)(21G,30G,23G)(36G,49G)(34G)(35G,53N,35G,49G,54N)
(23G,33G,45G,31G)(27G)(42G)(50N)(32G)(44G,52N) — 22/29, 75.9%

Defense	TT	ST	AT	Sk	Yds	PD	FF	FR	STT
Boyd	128	84	44	0	0	5	1	1	7
Rice	101	77	24	1	17	1	1	1	7
Carrier	77	62	15	0	0	8	3	1	0
Claiborne	66	50	16	1.5	14.5	1	1	3	0
Aldridge	64	40	24	3	21	5	0	1	5
Bailey	58	50	8	2	9	8	0	0	1
Fair	52	46	6	0	0	10	0	1	1
Porcher	48	32	16	15	106.5	5	3	0	0
Jones, J.	48	31	17	7	42.5	2	4	1	0
Elliss	47	31	16	3.5	23	2	1	0	0
Scroggins	37	26	11	8.5	45	3	2	2	0
Westbrook	35	32	3	0	0	5	1	1	1
Brown, J.B.	30	27	3	0	0	6	0	0	4
Kowalkowski	22	9	13	1	10	1	0	0	0
Pritchett	20	16	4	1	10	0	0	0	0
Kirschke	20	12	8	2	12.5	0	0	1	0
Campbell	19	15	4	0	0	1	0	0	6
Owens	10	8	2	1	7	0	0	0	0

Brown: C 8 TT, 6 ST, 10 STT; Jordan: 7 TT, 3 ST, 5 STT; Pringle: 6 TT, 6 ST, 1.5-7 Sk; Collins: 6 TT, 3 ST, 1 PD, 1 FR, 5 STT; Harper: 5 TT, 5 ST, 1 STT; Kriewaldt: 2 TT, 2 ST, 1 PD, 10 STT; Stewart: 1 TT, 1 ST, 2 STT; Special Teams: Uwaezuoke 13; Talton 8; Olivo 7; Schlesinger 6; Irvin 3; Hanson 2; Stablein 2; Reece 2; Jett 1; O'Neill 1; Abrams 1

Lions	957	674	243	50	340	88	21	15	112
Opponents	816	617	239	64	400	85	6	15	—

NFL Standings	W	L	T	Pct	Pts	OP
NFC Central	11	5	0	.688	270	235
Tampa Bay	10	6	0	.625	299	335
Minnesota	10	6	0	.625	322	323
DETROIT	8	8	0	.500	322	323
Pittsburgh	6	8	0	.500	257	341
Green Bay	6	10	0	.375	272	341
Chicago	6	10	0	.375	272	341

NFC East	W	L	T	Pct	Pts	OP
Washington	10	6	0	.625	443	377
Dallas	8	0	0	.500	352	276
NY Giants	7	9	0	.438	299	358
Arizona	6	10	0	.375	245	382
Philadelphia	5	11	0	.313	272	357

NFC West	W	L	T	Pct	Pts	OP
St. Louis	13	3	0	.813	526	242
Carolina	8	8	0	.500	421	381
Atlanta	5	11	0	.313	285	380
San Francisco	4	12	0	.250	295	453
New Orleans	3	13	0	.188	260	434

AFC West	W	L	T	Pct	Pts	OP
Seattle	9	7	0	.563	338	298
Kansas City	9	7	0	.563	390	322
San Diego	8	8	0	.500	269	316
Oakland	8	8	0	.500	390	329
Denver	6	10	0	.375	314	318

Was defeated DET, 27-13, and Min defeated Dal, 27-10, in NFC wild card. Dal defeated Was, 14-13, and StL defeated Min, 49-37, in NFC Divisional playoffs. STL defeated TB, 11-6, for NFC title. Ten defeated Buf, 22-16, and Mia defeated Sea, 20-17, in AFC wild card. Jax defeated Mia, 62-7, and Ten defeated ind, 19-16, in AFC Divisional playoffs. Ten defeated Jax, 33-14, for AFC title. STL defeated Ten, 23-16, in SB XXXIX.

IN 1999: U.S. Women's Soccer team captures the nation's eye as it played in front of sold-out crowds and on national television for the first time en route to winning the World Cup hosted by the United States.

2000

Record: 9-7, 4th NFC Central

Date	W/L	Score	Opponent	Att
09/03	W	16-10	New Orleans	64,900
09/10	W	15-10	Washington	74,159*
09/17	L	10-31	Tampa Bay	76,928*
09/24	W	21-14	at Chicago	66,944
10/01	L	26-31	Minnesota	76,438*
10/08	W	31-24	Green Bay	77,549*
10/15	W	28-14	at Tampa Bay	75,557
10/22	L	18-30	at Indianapolis	56,971
11/05	L	8-23	Miami	76,913*
11/12	W	13-10	Atlanta	74,309
11/19	W	31-21	at NY Giants	77,897*
11/23	W	34-9	New England	79,923*
11/30	L	14-24	at Minnesota	64,214
12/10	L	13-26	at Green Bay	59,854
12/17	W	10-7	at NY Jets	76,913
12/24	L	20-23	Chicago	71,957

*Silverdome sellout

Usual Starters

Offense

XR	87	Johnnie Morton	LE	91	Robert Porcher
LT	72	Ray Roberts (8)	NT	90	James Jones
	73	Stocker McDougle	UT	94	Luther Ellises
LG	6	Tony Semple	RE	93	Tracy Scroggins
C	77	Mike Condon	SLB	55	Allen Aldridge
RG	64	Jeff Hartings	MLB	57	Stephen Boyd
RT	76	Aaron Gibson	WLB	50	Chris Claiborne
TE	86	Dan Sloan	CB	32	Bryant Westbrook
WR	84	Herman Moore	CB	23	Fay Fair
	10	Charlie Batch	SS	28	Ron Rice
FB	30	Cory Schlesinger	FS	45	Kurt Schulz
RB	34	James Stewart			

Pro Bowl Selections: LB Stephen Boyd, DT Luther Elliss, KR Desmond Howard

Team Statistics

Total First Downs	261	279
Rushing	101	96
Passing	143	169
Penalty	20	24
3rd Down: Made/Att	72/224	80/215
3rd Down Pct.	32.1	37.2
4th Down: Made/Att	6/13	9/16
4th Down Pct.	46.2	56.3
Possession Avg	30.10	29.50
Total Net Yards	4422	5033
Avg. Per Game	37.64	314.6
Total Plays	1004	993
Avg. Per Play	4.4	5.1
Net Yards Rushing	1747	1823
Avg. Per Game	109.2	113.9
Total Rushes	468	421
Net Yards Passing	2675	3210
Avg. Per Game	167.2	200.6
Sacked/Yards Lost	53/317	28/162
Gross Yards	2992	3377
Att./Completions	503/277	544/311
Completion Pct.	55.1	57.2
Had Intercepted	19	25
Punts/Average	95/42.6	84/41.7
Net Punting Avg	34.8	33.9
Penalties/Yards	106/805	112/913
Fumbles/Ball Lost	2/112	36/17
Touchdowns	33	32
Rushing	15	14
Passing	14	16
Returns	4	2

Points Scored

Lions	50	78	52	127	-	30		
Opponents	81	70	74	82	-	37		
Scoring	Td	Ru	P	Rt	PAT	FG	S	Pr
Hanson	0	0	0	0	29/29	24/30	0	10
J. Stewart	11	10	1	0	0/0	0/0	0	23
Morton	3	0	3	0	0/0	0/0	0	70
Crowell	3	0	3	0	0/0	0/0	0	18
Moore	3	0	3	0	0/0	0/0	0	18
Batch	2	2	0	0	0/0	0/0	0	12
Bates	2	0	0	1	0/0	0/0	0	12
Sloan	2	0	2	0	0/0	0/0	0	12
Campbell	1	0	0	1	0/0	0/0	0	6
Case	1	1	0	0	0/0	0/0	0	6
Foster	1	0	1	0	0/0	0/0	0	6
Hartings	1	0	0	0	0/0	0/0	0	6
Howard	1	0	0	1	0/0	0/0	0	6
Rasby	1	0	1	0	0/0	0/0	0	6
Westbrook	1	0	0	1	0/0	0/0	0	6
Lions	33	15	14	4	29/29	24/30	0	30
Opponents	32	14	16	2	29/29	24/31	2	30

2-Pt. Conversions: J. Stewart 3. Morton. Team 4-4. Opponents 1-1

Rushing

J. Stewart	339	1184	35	34	10
Batch	44	199	45	29	2
Bates	31	127	41	23	1
Case	16	117	73	22	0
Irvin	9	49	54	37	0
Foster	2	31	15.5	16	0
Morton	4	25	63	27	0
Crowell	1	12	30	12	0
Schlesinger	1	3	3	0	0
Jett	0	0	0	0	0
Lions	468	1747	3.9	34	15
Opponents	421	1823	4.3	65t	14
Receiving	Rec	Yds	Avg	Lg	TD
Morton	61	788	12.9	42t	3
Crowell	40	434	10.9	30t	3
Crowell	34	430	12.6	50t	3

Sloan	32	379	11.8	59	2
J. Stewart	32	267	9.0	32	1
Foster	17	175	10.3	40 ¹	1
Bates	15	109	7.3	17	0
Schlesinger	12	73	6.1	13	0
Rasby	10	78	7.8	17	1
Irvin	8	90	11.3	18	0
Schlesinger	6	53	8.8	11	0
Olivo	3	50	16.7	19	0
Pupunu	3	32	10.7	17	0
Hopwood	2	14	7.0	10	0
Lewis	277	2982	10.8	59	14
Others	311	3372	10.8	61 ¹	16

Passing

Batch	412	221	2489	53.6	6.04	13	3.2	15	3.6	59	41/242	67.3
Case	91	56	503	61.5	5.53	1	1.1	4	4.4	40t	12/75	61.7
Lions	503	277	2992	55.1	5.95	14	2.8	19	3.8	59	53/317	66.3
Opponents	544	311	3372	57.2	6.20	16	2.9	25	4.6	61t	28/162	66.2

Interceptions

Schulz	7	53	7.6	19	0
Westbrook	6	126	21.0	101t	1
C. Brown	2	12	6.0	12	0
Fair	2	0	0.0	0	0
Pritchett 1-78; Campbell 1-42, 42t, 1 TD; M. Walker 1-12; Rice 1-7; D. Walker 1-5; Aldridge 1-4; Claiborne 1-1; Boyd 1-0	25	340	13.6	101t	2
Lions	19	270	14.2	61t	2
Onions	25	270	14.2	61t	2

Punting

Player	Age	Height	Weight	Experience	Points	Rebounds	Assists
Jett	93	4044	43.5	35.5	12	33	59
Lions	95	4044	42.6	34.8	12	33	59
Opponents	84	3501	41.7	33.9	9	16	62

Point Returns
Howard

Fair	2	0	15	7.5	11	0
Lions	33	24	472	14.3	95t	1
Opponents	53	14	498	9.4	63	0

Kickoff Returns

Howard	57	1401	24.6	70	0
Fair	6	149	24.8	31	0

Lions

Opponents	59	1327	22.5	60	0
Field Goals	1-19	20-29	30-39	40-49	50+
Hanson	2/2	6/7	10/12	4/7	2/2
Lions	2/2	6/7	10/12	4/7	2/2
Opponents	0/0	0/0	2/5	10/12	5/6

Hanson: (24G,30G)(49G,20G,54G,37G,35G)(38G,34N)(32B)(21G,43N)(30G)(32G,47G,40B)(29N,21G)
(18G,44G)(44N,19G)(31G,36G)(52G)(26G,36G)(35G)(41G,26G)—24/30, 80%

Opponents: (48G,52B)(26G)(38N,24G)() (20G)(44G,51G,31G)(27G,43G,50G,55G)() (40G,38G,41G)(42G)() (24G,47G,43G)(40G)(22G,27G,45N,26G,45G)(47N,35N)(37G,50G,54G)—26/31, 83.9%

Defense

Boyd	139	76	63	0.5	0	8	1	1	1	1	0
Claborne	104	65	39	0.5	3	4	3	0	0	0	0
Rice	67	39	28	0	0	1	5	0	1	4	0
Allege	41	18	23	0	0	5	2	1	0	0	0
Fair	57	46	11	0	0	10	0	0	1	7	0
Schulz	54	36	18	0	0	11	1	0	0	3	0
Westbrook	49	36	13	0	0	19	0	0	0	0	0
Jones, J	34	11	23	0	21	2	2	1	0	0	0
Sroggans	44	28	16	6.5	38	2	2	0	0	0	0
Ellis	39	23	16	3	11	2	0	2	0	0	0
Campbell	38	23	15	0	0	0	0	0	0	0	5
Porcher	36	30	6	8	51	5	1	1	0	0	0
Brown, C	31	21	10	0.5	0	0	2	0	0	0	0
Kowalkowski	28	20	8	0	0	2	2	1	1	0	0
Walker, M	27	25	2	0	0	7	1	1	0	14	7
Supernaw	22	14	10	0	0	0	0	0	0	0	11
Deliver	22	14	8	0	0	1	1	0	0	0	0
Walker, D	17	16	1	0	0	5	0	0	0	0	0
Pritchett	16	8	8	0.5	3	1	0	0	0	0	0
Kirsche	12	6	6	2.5	7	0	0	0	0	0	0

U Neill 7 TI, 4 SI, 7 STI; Knewaldt 5 TI, 4 SI, 1 FR, 14 STI; Brown 4 TI, 3 SI; Wyrick 4 TI, 1 SI, 3 STI; Hall 1 TI, 1 ST, 1 SI, 1 PD, 1 EE, 3 STT; Green 1 FR, 4 STT; Lincoln 1 FR.

Special Teams: Schlesinger 10; Olivo 9; Foster 9; Hanson 3; Ivins 2; Bates 1; Dupuy 1

Lions	929	612	317	28	162	96	18	15	126
-------	-----	-----	-----	----	-----	----	----	----	-----

Opponents

NFL Standings						AFC Central							
NFL Central	W	L	T	Pct	Pts	W	L	T	Pct	Pts	OF		
Minnesota	11	5	0	68.8	397	371	Tennessee	13	4	0	81.2	346	19
Jackson Bay	10	6	0	62.5	388	269	Baltimore	12	3	0	75.0	313	23
Detroit	9	7	0	56.2	362	247	Pittsburgh	11	5	0	68.2	321	27
CLEVELAND	9	7	0	56.2	367	305	Jacksonville	7	9	0	43.8	327	37
NFC East	5	11	0	31.2	216	355	Cincinnati	4	12	0	25.0	185	35
NY Giants	12	4	0	75.0	328	246	Cleveland	3	13	0	18.8	161	41
Philadelphia	11	5	0	68.8	351	245	AFC East						
Washington	8	8	0	50.0	281	269	Indianapolis	10	6	0	62.5	323	32
Dallas	5	11	0	31.2	294	361	NY Jets	9	7	0	56.2	321	32
Arizona	3	13	0	18.8	210	403	Buffalo	8	8	0	50.0	315	35
NFC West	10	6	0	62.5	354	305	New England	5	11	0	31.2	276	33
St. Louis	10	6	0	62.5	540	471	AFC West						
San Francisco	7	9	0	43.8	310	310	Oakland	12	4	0	75.0	478	29
Atlanta	6	10	0	37.5	388	422	Denver	11	5	0	68.8	435	35
	4	12	0	25.0	252	413	San Diego	7	9	0	43.8	355	35
							Seattle	7	10	0	40.8	325	37
							Kansas City	1	15	0	6.2	269	48

NO defeated StL, 31-28, and Phi defeated TB, 21-3, in NFC wild card. Min defeated NO, 34-16, and NYG defeated Phi, 20-10, in NFC divisional playoffs. NYG defeated Minnesota, 41-0, for NFC title. Mia defeated Ind, 23-17 (OT), and Bal defeated Den, 21-3, in AFC wild card. Oak defeated Mia, 27-0, and Bal defeated Ten, 24-10, in AFC divisional playoffs. Bal defeated Oak, 16-3, for AFC title. Bal defeated NYG, 34-7, in SR XXXV

IN 2000: Texas Governor George W. Bush wins U.S. Presidential election over Vice President Al Gore despite losing the popular vote and after multiple recounts in the state of Florida.



YEAR-BY-YEAR RESULTS

Detroitlions.com
Media.Detroitlions.com

2001

Record: 2-14, 5th NFC Central

Date	W/L	Score	Opponent	Att
9/9	L	6-28	at Green Bay	59,523
9/23	L	14-24	at Cleveland	73,168
10/8	L	0-35	St. Louis	77,765*
10/14	L	26-31	at Minnesota	64,048
10/21	L	24-27	Tennessee	67,343
10/28	L	27-31	Cincinnati	69,340
11/4	L	13-21	at San Francisco	67,805
11/11	L	17-20	Tampa Bay	74,268*
11/18	L	38-45	at Arizona	32,322
11/22	L	27-29	Green Bay	77,730*
12/2	L	10-13	at Chicago	66,944
12/9	L	12-15	at Tampa Bay	65,514
12/16	W	27-24	Minnesota	72,190
12/23	L	14-47	at Pittsburgh	62,809
12/30	L	0-24	Chicago	76,067
1/6/02	W	15-10	Dallas	77,512*

*Silverdome Sellout

Usual Starters

Offense

WR	76	Jeff Backus	Defense		
WR	87	Johnnie Morton	LE	91	Robert Porcher
LT	76	Jeff Backus	NT	92	Shaun Ross
LG	62	Tony Sample	UT	94	Luther Ellis
C	79	Eric Beverly	RE	93	Tracy Scroggins
RG	66	Brendan Stai	SLB	55	Allen Aldridge
RT	75	Matt Joyce	MLB	50	Chris Claiborne
TE	86	David Sloan	WLB	54	Barrett Green
WR	83	Bert Emanuel (4); 82 Germane Crowell (4)	QB	24	Todd Light
QB	10	Charlie Batch	QB	23	Terry Fair
RB	30	Cony Schlesinger	SS	28	Ron Rice (8)
FB	34	James Stewart	FS	45	Kurt Schulz (10)

Team Stats

Total First Downs 289

Rushing 74

Passing 184

Penalty 31

3rd Down Made/Att 76/222

3rd Down Pct. 34.2

4th Down Made/Att 12/25

4th Down Pct. 48.0

Possession Avg. 28:34

Total Net Yards 4954

Avg. Per Game 312.1

Total Plays 1026

Avg. Per Play 4.9

Net Yards Rushing 1398

Avg. Per Game 87.4

Total Rushes 351

Gross Yards 3596

Net Yards Passing 2248

Avg. Per Game 66.0/373

Sacked/Yards Lost 36/99

Gross Yards 609/343

Completion Pct. 56.3

Had Intercepted 24

Punts/Average 75/43.0

Net Punting Avg. 35.2

Penalties/Yards 116/1081

Fumbles/Ball Lost 24/14

Touchdowns 30

Rushing 8

Passing 18

Returns 4

Points Scored 47

Lions 101

Opponents 125

Q1 79

Q2 67

Q3 77

Q4 108

OT -

Pts 270

424

Pts 86

21/30

FG 0

S 0

Pts 42

26

Wyrick 15

13

2

0

0

0

0

0

0

0

0

0

5	61	122	20	0
Michell	5	28	5.8	12
Moore 4-76, 25 Lg; Cason 4-32, 9 Lg; Droughns 4-21, 8 Lg, 1 TD; Warren 1-5	343	3969	11.6	76
Lions	312	3752	12.0	68t
Opponents				18

Att	Cmp	Yds	Cmp%	Att	TD%	Int%	Lg	Sk/Y	Rtg
341	198	2392	58.1	7.0	12	3.5	76	33/176	76.9
151	92	906	60.9	6.0	2.0	1.0	66.7	27/175	56.9
115	53	671	46.1	5.8	3.1	2.6	1	69	21/122
2	0	0	0.0	0.0	0.0	0.1	0.9	0	0.0
Warren	2	0	0.0	0.0	0.0	0.1	0.8	34	0.0
Lions	609	343	3969	56.3	6.52	18	3.0	24	3.9
Opponents	514	312	3752	60.7	7.30	5.8	16	3.1	68t

Intc	Yds	Avg	Lg	TD
Light	4	72	18.0	59t
Bailey	2	74	37.0	74t
Fair	2	28	14.5	26t
Schulz	2	22	11.0	19
Clabome	2	11	5.5	6
Rice	2	9	4.5	8
Carter 1-0, Westbrook 1-0	16	217	13.6	74t
Lions	16	217	13.6	74t
Opponents	24	376	15.7	93t

Pnt	Yds	Avg	Net	TB	In20	Lg	B
Jett	58	25.12	43.3	4	6	16	8
Araguz	17	713	41.9	34.0	4	6	16
Lions	75	3225	43.0	35.2	10	22	62
Opponents	72	3065	42.6	36.5	9	24	61

Pnt	PR	FC	Yds	Avg	Lg	TD
Howard	22	19	201	9.1	34	0
Fair	4	2	37	9.3	21	0
Foster	5	0	17	3.4	9	0
Lions	29	21	255	8.8	34	1
Opponents	39	16	387	9.9	84t	1

KR	Yds	Avg	Lg	TD
Howard	57	1446	25.4	91
Fair	10	187	18.7	32
Foster	9	182	20.2	36
Morton 1-4; Olivo 1-40; Raiola 1-11; Schlesinger 1-10; Warren 0-4-4)	80	1876	23.5	91
Lions	53	1143	21.6	53
Opponents				0

Field Goals	1-19	20-29	30-39	40-49	50+
Lions	1/1	2/2	8/8	6/12	4/7
Opponents	0/1	2/2	11/13	5/10	1/1
Hanson: (496, 39G) 0 (1) 19G, 51G, 65N) (40B, 23G) (51G, 24G) (43G, 39G, 45G) (48G) (33G, 54G) (45N), (48N, 36G, 40N) (39G, 30G, 50G, 42G) (44G, 36G, 48N) (1) (51N, 51N, 47G) -2130, 70%					
Opponents: (48N) (33G, 48N) 0 (41G) (38G, 46G, 30G, 46G) (47N, 39G) (48B, 18G, 37G) (35G, 50G) (46G, 39G) (46G, 26G, 39N) 0 (27G) (48N, 37G, 38N, 31G) (38G) (33-) -19127, 70.4%					

Defense	TD	ST	AT	Sk	Yds	PD	FF	FR	STT
Clabome	120	77	43	4	32	6	1	1	0
Rogers	81	62	19	3	19.5	4	1	0	0
Green	75	51	24	1	10	0	0	0	0
Lyght	59	53	6	0	0	9	0	1	0
Schulz	53	35	18	0	0	5	0	0	2
Porch	52	45	7	11	71	3	2	0	0
Campbell	50	35	15	1	12	4	1	0	0
Aldridge	46	31	15	1	16	0	0	0	1
Fair	43	37	6	0	0	12	0	0	0
Rice	38	23	15	1	8	5	0	0	2
Hall	33	25	8	0	27.5	5	1	0	0
Ellis	31	26	5	0	0	4	1	2	0
Scroggins	30	22	8	2	15	1	0	0	0
Bennett	26	19	7	0	0	2	0	0	0
Boyd	23	17	6	1	0	0	1	0	0
Kriewaldt	21	11	10	0	0	1	0	0	11
Westbrook	20	19	1	0	0	4	0	0	0
Kirschke	19	11	8	0	0	0	0	0	0
Williams, B	17	15	2	0	0	0	0	0	0
Pritchett	17	10	7	0	0	1	1	0	0
Wyrick	15	13	2	0	0	0	0	0	10
DeVries	13	9	4	0	0	0	0	0	0
Bailey	10	7	0	0	0	2	0	0	0
Carter 6 TT, 4 ST, 1 PD, 2 ST; Iwuoma 5 TT, 5 ST, 2 PD, 7 ST; Spelman 3 TT, 3 ST, 1-7 Sk; McElroy 2 TT, 2 ST, 1 PD, 1 ST; Kowalkowski 1 TT, 1 ST, 3 ST; Cason 1 TT, 0 ST									

Special Teams: Olivo 12; Trejo 12; Foster 9; Banta 5; Droughns 4; Hanson 2; Warren 1;

NFL Standings							NFL Standings												
NFC Central				W	L	T	Pct	Pts	OP	AFC Central				W	L	T	Pct	Pts	OP
Chicago				13	3	0	.812	338	203	Pittsburgh				13	3	0	.812	352	211
Green Bay				12	4	0	.750	390	266	Baltimore				10	6	0	.625	303	261

Minnesota	5	11	0	.312	290	390	Tennessee	7	9	0	.438	336	388
DETROIT	2	14	0	.125	270	420	Jacksonville	6	10	0	.375	294	286
NFC East							Cincinnati	6	10	0	.375	226	309
Philadelphia	11	5	0	.688	343	208	AFC East						
Washington	8	8	0	.500	256	303	New England	11	5	0	.688	371	272
NY Giants	7	9	0	.438	294	321	Miami	11	5	0	.688	344	280
Arizona	7	9	0	.438	295	343	NY Jets	10	6	0	.625	308	295
Dallas	5	11	0	.312	246	338	Indianapolis	6	10	0	.375	413	486
NFC West							Buffalo	3	13	0	.188	265	420
San Francisco	14	2	0	.875	303	273	AFC West						
St. Louis	12	4	0	.750	409	282	Oakland	10	6	0	.625	399	327
New Orleans	7	9	0	.438	333	409	Seattle	9	7	0	.562	301	324
Atlanta	7	9	0	.438	291	377	Denver	8	8	0	.500	340	339
Carolina	1	15	0	.062	253	410	Kansas City	6	10	0	.375	320	344

Phi defeated TB, 31-9; GB defeated SF, 25-15; in NFC wild card. Phi defeated Chi, 33-19, and STL 38-24, and Bal defeated Mia, 20-3, in AFC wild card. NE defeated Oak, 16-13, and Pitt defeated Bal, 27-10, in AFC divisional playoffs. NE defeated Pitt, 24-17, for AFC title. NE defeated STL, 20-17, in SB XXXVI.

IN 2001: The World Trade Center and the Pentagon are attacked by terrorists September 11, 2001.



IN 2002: Two snipers terrorize the Beltway area (Maryland, Virginia and Washington, D.C.) over a three-week period. Ten people were killed and three more wounded, as the shooters attacked victims in suburban gas stations and malls.





YEAR-BY-YEAR RESULTS

Detroitlions.com
Media.Detroitlions.com

2004

Record: 6-10, 3rd NFC North	W-L	Score	Opponent	Attendance
9/12	W	20-16	at Chicago	61,535
9/19	W	29-16	Houston	61,469*
9/26	L	13-30	Philadelphia	62,472*
10/10	W	17-10	at Atlanta	70,434
10/17	L	10-38	Green Bay	62,938*
10/24	W	29-13	at NY Giants	78,841
10/31	L	21-31	at Dallas	63,616
11/07	L	10-17	Washington	62,657*
11/14	L	17-23 ot	at Jacksonville	66,431
11/21	L	19-22	at Minnesota	64,156
11/25	L	9-41	Indianapolis	63,107*
12/05	W	26-12	Arizona	62,262*
12/12	L	13-16	at Green Bay	70,497
12/19	L	27-28	Minnesota	62,337*
12/26	W	19-13	Chicago	61,924*
1/02	L	19-24	at Tennessee	68,809

* Ford Field sellout

Usual Starters

Offense	Defense
WR 11 Roy Williams	LE 78 Cory Redding
LT 76 Jeff Backus	LT 72 Dan Wilkinson
LG 62 David Lovern	RT 92 Shaun Rogers
C 51 Dominic Raiola	RE 96 James Hall
RG 65 Damien Woody	WLB 52 James Davis
RT 73 Stokar McDougle	MLB 50 Earl Holmes
TE 86 Stephen Alexander	SLB 54 Teddy Lehman
WR 84 Tai Streets	LCB 25 Fernando Bryant
QB 3 Joey Harrington	RQB 32 Dre Biv
FB 30 Cory Schlesinger	FS 31 Cory Marion
HB 34 Kevin Jones	SS 28 Bracy Walker

Pro Bowl: CB D. Bly, KR E. Drummond, DT S. Rogers

Team Stats	Det	Opp
Total First Downs	263	320
Rushing	92	118
Passing	142	167
Penalty	29	35
3rd Down: Made/Att	66/210	98/231
3rd Down Pct.	31.4	42.4
4th Down: Made/Att	6/16	7/19
4th Down Pct.	37.5	36.8
Possession Avg.	28:03	31:57
Total Net Yards	4693	5401
Avg. Per Game	253.3	337.6
Total Plays	949	1071
Avg. Per Play	4.9	5.0
Net Yards Rushing	1777	1887
Avg. Per Game	111.1	117.9
Total Rushes	407	498
Net Yards Passing	2916	3514
Avg. Per Game	182.3	219.6
Sacked/Yards Lost	37/208	38/222
Gross Yards	3124	3736
Att./Completion	505/285	535/328
Completion Pct.	56.4	61.3
Had Intercepted	13	14
Punts/Average	93/45.0	84/43.5
Net Punting Avg.	93/34.2	84/36.9
Penalties/Yards	121/1000	114/976
Fumbles/Ball Lost	12/7	20/10
Touchdowns	32	43
Rushing	10	10
Passing	19	29
Returns	6	4

Scoring	Q1	Q2	Q3	Q4	OT	Pts
Lions	60	97	45	94	0	296
Opponents	86	80	92	86	6	350

Scoring	TD	Ru	Pa	Rt	PAT	FG	S	Pts
Hanson	0	0	0	0	28/28	24/28	0	100
Williams	8	0	8	0	0	0	0	48
Jones	6	5	1	0	0	0	0	36
Drummond	4	0	0	4	0	0	0	24
Hakim	3	0	3	0	0	0	0	18
Schlesinger	3	0	0	0	0	0	0	18
Pinner	2	2	0	0	0	0	0	12
Streets	1	0	1	0	0	0	0	8
Alexander	1	0	1	0	0	0	0	6
Bly	1	0	1	0	0	0	0	6
Kircus	1	0	1	0	0	0	0	6
Swinton	1	0	1	0	0	0	0	6
Bra. Walker	1	0	0	1	0	0	0	6
Redding	0	0	0	0	0	0	0	0
Lions	32	7	19	6	28/28	24/28	1	296
Opponents	43	10	29	4	37/38	17/20	1	350

2-Pt. Conversions: Streets, TEAM 1-4, Opponents 1-4

Rushing	Att	Yds	Avg	Lg	TD
Jones	241	1133	4.7	74	5
Bryson	50	264	5.3	28	0
Harrington	48	175	3.6	17	0
Pinner	27	174	6.4	22	0
McMahon	2	18	9.0	14	0
Drummond	1	9	9.0	9	0
Schlesinger	4	7	1.8	2	0
Swinton	4	3	3.0	3	0
Williams	1	1	1.0	1	0
Hakim	1	0	0.0	0	0
Harris	1	-7	-7.0	-7	0
Lions	407	1777	4.4	74	7
Opponents	498	1887	3.8	43	10

Receiving	Rec	Yds	Avg	Lg	TD
Williams	54	1177	15.1	46	6
Bryson	44	322	7.3	30	0
Alexander	41	377	9.2	30	1
Hakim	31	533	17.2	39t	3

Streets	28	260	9.3	22	1
Jones	28	180	6.4	34	1
Swinton	18	213	11.8	28	1
Pinner	11	72	6.5	26	0
Fitzsimmons	10	103	10.3	27	0
Schlesinger	10	91	9.1	30	3
Trejo LG	4	37	9.3	18	0
Trejo TM	4	37	9.3	18	0
Kircus	3	68	22.7	50k	1
Vines	3	51	17.0	25	0
Lions	285	3124	56.4	61.9	19
Opponents	328	3736	11.4	82.7	29

Passing	Att	Cmp	Yds	Cmp%	Avg	TD	Int	Lg	Sk/Y	Rtg
Harrington	489	274	3047	56.0	6.23	19	3.8	12	2.5	62
McMahon	15	11	77	73.3	5.13	0	0	1	6.7	19
Williams	1	0	0	0.0	0.00	0	0	0	0.0	39
Team	505	285	3124	56.4	6.19	19	3.8	13	2.6	62
Opponents	535	328	3736	61.3	6.98	29	5.4	14	2.6	82t

Interceptions	By	Yds	Avg	Lg	TD
Bly	4	107	26.8	55t	1
Marion	3	43	14.3	24	0
Lewis 1-3, Hall 1-30, K. Smith 1-2, Lehman 1-1, Cash 1-0, Goodman 1-0, Bra. Walker 1-0, Lions	14	216	15.4	55t	1
Opponents	13	194	14.9	43	2

Punting	Pnt	Yds	Avg	Net	TB	In	Lg	B
Harris	92	3765	40.9	34.2	7	32	60	1
Lions	93	3765	40.5	34.2	7	32	60	1
Opponents	84	3658	43.5	36.9	7	25	64	0

Punt Returns	PR	FC	Yds	Avg	Lg	TD
Drummond	24	8	316	13.2	63t	2
Swinton	16	9	104	6.5	18	0
Lions	40	17	420	10.5	83T	2
Opponents	46	24	441	9.6	56	0

Kickoff Returns	KR	Yds	Avg	Lg	TD
Drummond	41	1092	26.6	99t	2
Swinton	18	410	22.8	43	0
Bryson 2-17, 14 Lg; Trejo 2-12, 10 Lg; Curry 1-11; DeVries 1-5; Schlesinger 1-23; Lions	56	1568	27.9	99T	2
Opponents	54	1058	19.6	52	0

Field Goals	1-19	20-29	30-39	40-49	50+
Hanson	0/0	9/9	10/11	5/8	0/0
Lions	0/0	9/9	10/11	5/8	0/0
Opponents	1/1	6/8	5/5	4/4	1/2
Hanson: (27G, 21G, 47N, 48N, 23G, 48G, 10, 40G) (32N, 21G, 48G, 120G, 34G, 48N, 32G) (45G, 22G, 31G, 31G, 25G, 22G, 22G) (31G, 39G, 34G, 40G, 22G, 25G)					
Opponents: (27B, 34G, 26G, 47G, 39G, 27G) (50G, 19G, 25G, 40G, 24G, 51N) (31G, 42G, 36G, 38G, 26G, 23G) (40G, 27B)					

Defense	TT	ST	AT	Sk	Yds	PD	FF	FR	STT
Holmes	111	78	33	0	0	2	0	0	0
Lehman	97	73	24	1	2	3	1	0	6
Marion	88	66	22	0	0	8	0	0	1
Davis	79	54	25	0	2.5	0	0	0	1
Walker	74	52	22	1	12	6	0	2	4
Rogers	68	49	19	4	18	5	0	1	0
Bryant	50	42	8	0	0	9	0	0	1
Lewis	49	35	14	2	6	3	0	0	10
Hall	48	38	10	11.5	74.5	5	4	1	0
Redding	40	34	6	3	20	0	1	2	1
Bly	38	32	6	0	0	19	0	0	0
Cash	29	25	0	0	0	4	1	1	2
Smith, K	29	22	7	0	0	4	1	0	10
Bell	27	19	8	2	15	1	1	0	0
DeVries	25	16	3	0	14	1	1	0	0
Goodman	24	19	5	0	0	2	1	0	5
Wilkinson	23	18	5	1.5	6.5	2	2	0	0
Edwards	22	18	4	4.5	25.5	1	2	1	0
Holt	20	15	0	0	0	0	1	0	8
Pritchett	17	10	7	1	4	1	0	0	0

Holt	20	15	5	0	0	0	1	0	8
Pritchett	17	10	7	1	4	1	0	0	0
Curry 7 TT, 5 ST, 1 FR, 16 ST; Rainer 7 TT, 3 ST, 13 ST; Babers 1 TT, 0 ST;									
Special Teams: Fox 7; FitzSimmons 4; Bryson 3; Hanson 3; Drummond 3; Trejo 3; Vines 3; Harris									
2; Schlesinger 1; Swinton 1; Hakim 1; Littleton 1; Mulhbach 1;									
Lions	973	723	250	38	222	79	16	9	113
Opponent	856	623	233	37	208	74	10	6	104

NFL Standings	W	L	T	Pct	Pts	OP	AFC East	W	L	T	Pct	Pts	OP
NFC North	10	6	0	.625	424	380	New England	14	2	0	.875	437	260
Green Bay	8	8	0	.500	405	395	N.Y. Jets	10	6	0	.625	333	261
Minnesota	6	10	0	.375	296	350	Buffalo	9	7	0	.562	395	284
DETROIT	5	11	0	.312	231	331	Miami	4	12	0	.250	275	354

NFC East						AFC North							
Philadelphia	13	3	0	.812	386	260	Pittsburgh	15	1	0	.938	372	251
N.Y. Giants	6	10	0	.375	303	347	Baltimore	9	7	0	.562	317	268
Dallas	6	10	0	.375	293	405	Cincinnati	8	8	0	.500	374	372
Washington	6	10	0	.375	240	265	Cleveland	4	12	0	.250	276	390
NFC South						AFC South							

NFC South							AFC South						
Atlanta	11	5	0	.688	340	337	Indianapolis	12	4	0	.750	522	351
New Orleans	8	8	0	.500	348	405	Jacksonville	9	7	0	.562	261	280
Carolina	7	9	0	.438	355	339	Houston	7	9	0	.438	309	339
Tampa Bay	5	11	0	.312	301	304	Tennessee	5	11	0	.312	344	439
NFC West							AFC West						

Seattle	9	7	0	.562	371	373	San Diego	12	4	0	.750	446	313
St. Louis	8	8	0	.500	319	392	Denver	10	6	0	.625	381	304
Arizona	6	10	0	.375	284	322	Kansas City	7	9	0	.438	483	435
San Francisco	2	14	0	.125	259	452	Oakland	5	11	0	.312	320	442

SFL defeated Sea, 27-20 and Minnesota defeated Green Bay, 31-17, in NFC wild card. Atlanta defeated STL, 47-17 and Phi defeated Min, 27-14, in NFC divisional playoffs. Phi defeated Atl, 27-10, for NFC title. NYJ defeated SD 20-17 and Ind defeated Den, 49-24, in AFC wild card. Pit defeated NYJ, 20-17, and NE defeated Bal, 28-10, in AFC divisional playoffs. NE defeated Phi, 41-27, for AFC title. NE defeated NYJ, 26-21, in SB LVII.

St. defeated Sea, 27-20 and Minnesota defeated Green Bay, 31-17, in NFC wild card. Atlanta defeated St., 47-17 and Phi defeated Min, 27-14, in NFC divisional playoffs. Phi defeated Atl, 27-10, for NFC title. NYJ defeated SD 20-17 and Ind defeated Den, 49-24, in AFC wild card. Phi defeated NYJ, 20-17, and NE defeated Ind, 20-13, in AFC divisional playoffs. NE defeated Pit, 41-27, for AFC title. NE defeated Phi, 24-21, in SB XXXIX.

In 2004, in December, a 9.0 earthquake in the Indian Ocean generates deadly tsunamis that kill at least 150,000 people from Thailand to Somalia, with some of the most devastating destruction occurring in Sri Lanka.



YEAR-BY-YEAR RESULTS

Detroitlions.com
Media.Detroitlions.com

2005

Record: 5-11, 3rd NFC North

Date	W-L	Score	Opponent	Attendance
09/11	W	17-3	Green Bay	61,877*
09/18	L	6-38	at Chicago	62,019
10/02	L	13-17	at Tampa Bay	64,994
10/09	W	35-17	Baltimore	61,201*
10/16	L	20-21	Carolina	61,083*
10/23	W	13-10	at Cleveland	72,323
10/30	L	13-19 OT	Chicago	61,814*
11/06	L	14-27	at Minnesota	63,813
11/13	W	29-21	Arizona	61,091*
11/20	L	7-20	at Dallas	62,670
11/24	L	7-27	Atlanta	62,390*
12/04	L	16-21	Minnesota	61,375*
12/11	L	13-16 OT	at Green Bay	70,019
12/18	W	17-41	Cincinnati	61,749*
12/24	W	13-12	at New Orleans	63,747
01/01	L	21-35	at Pittsburgh	63,794

* Ford Field sellout

Usual Starters

Offense	Defense
WR 11 Roy Williams	LT 76 Jeff Backus
LT 76 Jeff Backus	LG 69 Kyle Kosier
LG 69 Kyle Kosier	C 51 Dominic Raiola
C 51 Dominic Raiola	RG 65 Damien Woody
RG 65 Damien Woody	RT 79 Kelly Butler
RT 79 Kelly Butler	TE 81 Marcus Pollard
TE 81 Marcus Pollard	WR 10 Scottie Vines
WR 10 Scottie Vines	QB 3 Joey Harrington
QB 3 Joey Harrington	FB 30 Cory Schlesinger
FB 30 Cory Schlesinger	HB 34 Kevin Jones
HB 34 Kevin Jones	Pro Bowl: DT S. Rogers

Team Stats

Total First Downs	258	308
Rushing	69	109
Passing	51	166
Penalty	38	158
3rd Down: Made/Att	87/224	82/208
3rd Down Pct.	38.8	39.4
4th Down: Made/Att	4/12	6/11
4th Down Pct.	33.3	54.5
Possession Avg.	29:13	30:47
Total Net Yards	4319	5158
Avg. Per Game	269	322.4
Total Plays	955	1006
Avg. Per Play	5.1	5.1
Net Yards Rushing	1471	2040
Avg. Per Game	91.9	127.5
Total Rushes	404	468
Net Yards Passing	2848	3118
Avg. Per Game	178.0	194.9
Sacked/Yards Lost	31/173	31/187
Gross Yards	3021	3305
Net Yards	520/297	487/295
Completion Pct.	67.1	60.6
Had Intercepted	18	19
Punts/Average	84/43.5	72/46.3
Net Punting Avg.	84/36.9	72/34.5
Penalties/Yards	115/838	130/953
Fumbles/Ball Lost	21/12	24/12
Touchdowns	28	39
Rushing	10	18
Passing	15	19
Returns	3	5

Scoring	Q1	Q2	Q3	Q4	OT	Pts
Team	69	72	43	70	0	254
Opponents	84	136	66	50	9	345

Scoring	TD	Ru	Pa	RT	PAT	FG	S	Pts
Hanson	0	0	0	0	27/27	19/24	0	84
R. Williams	8	0	8	0	0	0	0	48
James	3	3	0	0	0	0	0	30
Pinner	5	0	0	0	0	0	0	30
Pollard	3	0	3	0	0	0	0	18
Bailey 1 TD (1 Ret), 6 Pts; Bryson 1 TD (1 Ru), 6 Pts; Fitzsimmons 1 TD (1 Pa), 6 Pts; Garcia 1 TD (1 Ru), 6 Pts; Kennedy 1 TD (1 Ret), 6 Pts; C. Rogers 1 TD (1 Pa), 6 Pts; S. Rogers 1 TD (1 Ret), 6 Pts; Schlesinger 1 TD (1 Pa), 6 Pts; M. Williams 1 TD (1 Pa), 6 Pts; Pinner 1 Saf, 2 Pts								
Team	28	10	15	3	27/28	19/24	1	254
Opponents	39	15	19	5	37/37	24/30	0	345

R-Pt. Conversions: TEAM 0-0, Opponents 1-1

2-Pt.	Att	Yds	Avg	Lg	TD
Jones	186	664	3.6	40	5
James	106	349	3.3	19	3
Bryson	64	306	4.8	77	1
Harrington	24	80	3.3	15	0
Garcia	17	51	3.0	14	1
P. Smith	4	16	4.0	6	0

Vines 1-7; Schlesinger 1-1; Drummond 1-(-3)

Lions	404	1471	3.6	77	10
Opponents	488	2040	4.2	64	15

Receiving	Rec	Yds	Avg	Lg	TD
Pollard	46	516	11.2	86	3
R. Williams	45	687	15.3	51	8
Vines	40	417	10.4	40	0
Bryson	37	284	7.7	33	0
M. Williams	29	350	12.1	49	1
Pinner	21	181	8.6	24	0
Jones	20	109	5.5	28	0
K. Johnson	17	133	7.8	25	0
C. Rogers	14	197	14.1	35	1
Fitzsimmons	10	45	4.5	11	1
Schlesinger	8	31	3.9	8	1
P. Smith	6	48	8.2	11	0
T. Edwards 2-15, 8 Lg; Martinez 1-11; Harrington 1-(-4);					
Lions	297	3021	11.2	86	15
Opponents	295	3305	11.2	80	19

Passing	Att	Cmp	Yds	TD	Int	Qtr	Int%	Lg	Sk/Y	Rtg
Hanson	330	188	2021	57.0	6.1	12	3.6	12	36	72.0
Garcia	173	102	937	59.0	5.2	3	1.7	6	3.5	69.4
Orlovsky	17	7	63	41.2	3.7	0	0.0	0	40	1/3
Lions	520	297	3021	57.1	5.8	15	2.9	18	3.5	66.1
Opponents	487	295	3305	60.6	6.7	19	3.9	19	3.9	80.1

Interceptions	Int	Yds	Avg	Lg	TD
Bly	6	54	9.0	28	0
Goodman	3	17	5.7	21	0
Kennedy	2	64	32.0	64	1
Holt	2	51	25.5	51	0
McQuarters	2	25	12.5	19	0

Bailey 1-34, 34 Lg, 1 TD; Bra. Walker 1-22; Lehman 1-21; Wayne 1-20;

Lions 19 Net 271 15.1 64.2 2

Opponents 18 Net 271 15.1 64.2 2

Punting	Pnt	Yds	Avg	Net	TB	Int	Lg	B
Harris	84	3656	43.5	36.9	2	34	60	0
Lions	84	3656	43.5	36.9	2	34	60	0
Opponents	72	2899	40.3	34.5	7	20	61	0

Punt Returns	PR	FC	Yds	Avg	Lg	TD
Drummond	26	11	157	6.0	38	0
McQuarters	10	2	117	11.7	48	0
Lions	36	13	274	7.6	48	0
Opponents	50	17	520	10.4	81	2

Kickoff Returns	OR	Yds	Avg	Lg	TD
Drummond	48	1077	22.3	68	0
McQuarters	16	381	23.8	73	0
Bryson 4-55, 25 Lg; Martinez 2-42, 24 Lg; DeVines 1-7, 7 Lg; K. Johnson 1-14, 14 Lg					
Lions	73	1976	27.1	73	0
Opponents	55	1239	22.5	50	1

Field Goals	1-19	20-29	30-39	40-49	50+
Hanson	1/1	9/9	3/3	4/7	2/4
Lions	1/1	9/9	3/3	4/7	2/4
Opponents	1/1	8/8	7/9	5/7	3/5

Hanson:(21G)(/44G,23G)(/47B,25G,25G)(/47N,47G,50G)(/46N,32G,30G)(/51N)(/26G,20G)(/50N)(/45G,26G,28G)(/19G,23G)(/45G,23G,38G)

Opponents:(59G)(/46G,48N,38N)(/43G,46N)(/46G,52B)(/30G)(/38G,20G)(/21G,52N,40G)(/51,28G)(/19G,56G)

(/21G,23G)(/36G,38G,39G,28G)(/28G,33G)(/35G,47G,36G,20G)

Defense	TD	ST	AT	Sk	0	Yds	PD	FF	F	OR	STT
Kennedy	96	72	24	0	0	6	1	0	0	0	0
Holmes	75	51	24	0	0	1	1	0	0	0	0
Hall	60	52	8	5	31	1	3	0	0	0	0
Davis	59	35	24	0	0	1	1	0	0	0	0
Bailey	38	38	20	1	6	3	0	0	0	0	0
McQuarters	57	46	11	0	0	10	0	0	0	0	3
Bly	45	41	4	0	0	13	3	1	0	0	0
Holt	42	32	10	0	0	3	1	0	0	0	0
Goodman	41	37	4	0	0	11	0	0	0	0	6
Rogers	41	30	11	5.5	44	2	2	2	1	0	0
Rainer	35	28	7	0	0	0	0	0	0	0	14
Redding	33	26	7	1	4	4	1	1	0	0	0
Edwards	32	25	7	1	3	2	2	3	0	0	0
Walker	28	20	8	0	0	2	2	0	0	0	9
Cody	28	17	11	1.5	15	0	1	1	0	0	0
Wilkinson	26	20	6	3	17	4	0	0	0	0	0
Woods	26	15	11	1	0	0	0	0	0	0	0
Curry	22	14	8	0	0	0	0	0	0	0	16
Beil	21	15	6	0	0	0	1	0	0	0	0
DeVines	21	15	6	3	19	1	0	0	0	0	2
Smith	18	14	4	1	3	0	0	0	0	0	2
McGraw	15	10	5	0	0	0	1	0	0	0	6
Wayne	14	11	3	0	0	1	1	0	0	0	0
Lehman	12	8	4	0	0	2	0	0	0	0	1

Bryant 9 TT, 8 ST, 1 PD, 1 FF; Grootegend 3 TT, 1 ST, 1 TT; Wilson 2 TT, 2 ST, 8 ST; Fox 1 TT, 1 ST, 10 ST

Special Teams Tackles: FitzSimmons 10; Bryson 5; Pinner 3; Smith 3; McHugh 3; Hanson 2; Muhlbach 2;

Drummond 2; Schlesinger 2; Gutierrez 1; Harris 1; Pollard 1; Martinez 1; Hamilton 1

Team 2 12

Lions 883 634 249 30 173 70 19 12 10 124

Opponent

NFL Standings

DETROIT	5	11	0	312	254	345	Baltimore	6	10	0	375	265
Green Bay	4	12	0	250	298	344	Cleveland	6	10	0	375	232
NFC East							AFC East					
NY Giants	11	5	0	688	422	314	New England	10	6	0	625	379
Washington	10	6	0	625	359	293	Miami	9	7	0	562	318
Dallas	9	7	0	562	325	308	Buffalo	5	11	0	312	271
Philadelphia	6	10	0	375	310	388	N.Y. Jets	4	12	0	250	240
NFC South							AFC South					
Tampa Bay	11	5	0	688	300	274	Indianapolis	14	2	0	875	439
Carolina	11	5	0	688	391	259	Jacksonville	12	4	0	750	361
Atlanta	8	8	0	500	351	341	Tennessee	4	12	0	250	299
New Orleans	3	13	0	285	338	398	Houston	2	14	0	125	260
NFC West							AFC West					
Seattle	13	3	0	812	452	271	Denver	13	3	0	812	395
St. Louis	6	10	0	375	363	429	Kansas City	10	6	0	625	403
Arizona	5	11	0	312	311	387	San Diego	9	7	0	562	418
San Francisco	4	12	0	25	239	428	Oakland	4	12	0	250	280

Was defeated BT, 17-10, and Car defeated NYG, 23-0, in NFC wild card. Sea defeated Was, 20-10, and Car defeated TB, 28-21, in AFC divisional play. Car defeated KC, 34-16, in NFC title. Defeated Jax, 29-3, and Pit defeated CIN, 31-17, in AFC wild card. Pit defeated IND, 21-18, and Den defeated NE, 27-13, in AFC divisional play. Pit defeated Den, 34-17, for AFC title. Pit defeated Sea, 20-10, in SB XL.

Was defeated TB, 17-10, and Car defeated NYG, 23-0 in NFC wild card. Sea defeated Was, 20-10, and

Carolina defeated TB, 29-21, in AFC divisional playoffs. Sea defeated Car, 34-14, for NFC title. NE defeated

Jax, 28-3, and Pit defeated Cin 31-17, in AFC wild card. Pit defeated Ind, 21-18, and Den defeated NE 27-

13, in AFC divisional playoffs. Pit defeated Den 34-17, for AFC title. Pit defeated Sea, 21-10, in SB XL



LIONS

YEAR-BY-YEAR RESULTS

Detroitlions.com
Media.Detroitlions.com

2006

Record: 3-13, 4th NFC North

Date	W-L	Score	Opponent	Attendance
9/10	L	6-9	Seattle	60,535*
9/17	L	7-34	at Chicago	62,181
9/24	L	24-31	Green Bay	61,095*
10/1	L	34-41	at St. Louis	65,563
10/8	L	17-26	at Minnesota	63,906
10/15	W	20-17	Buffalo	60,704*
10/22	L	26-31	at NY Jets	76,553
11/5	W	30-14	Atlanta	60,987*
11/12	L	13-19	San Francisco	60,707*
11/19	L	10-17	at Arizona	63,348
11/23	L	10-27	Miami	61,562*
12/3	L	21-28	at New England	68,756
12/10	L	20-30	Minnesota	60,861*
12/17	L	9-17	at Green Bay	70,472
12/24	L	21-26	Chicago	60,665*
12/31	W	39-31	at Dallas	63,008

*Ford Field sellout

Usual Starters

Offense	Defense
WR 11 Roy Williams	DE 78 Cory Redding (5); 95 Jared DeVries (7); 98 Kalimba Edwards (7)
LT 76 Jeff Backus	NT 75 Shaun Cody (5); 94 Marcus Bell (7)
LG 73 Ross Verba (7); 64 Rick DeMullay (7)	UT 92 Shaun Rogers (5); 78 Cory Redding (11)
C 51 Dominic Raiola	RE 96 Eric Sims
RG 65 Damien Woody (5); 68 Barry Stokes (5)	MLB 53 Paris Lenon (11); 97 Boss Bailey (4)
RT 74 Blake Sapias (3)	SLB 53 Ferris Lenon (5); 97 Boss Bailey (8)
RB 4 Rex Tucker; 68 Barry Stokes (7); 72 Jonathan Scott (4)	LCB 25 Fernando Bryant (7); 38 Kalimba Edwards (7)
TE 89 Dan Campbell	SS 32 Stanley Wilson (4)
WR 87 Mike Furrey	RCB 32 Eric Deily
QB 8 Jon Kitna	FS 42 Terrence Holt
PB 30 Cory Schlesinger	SS 28 Kenoy Kennedy (9); 27 Daniel Bullocks (6)
HB 34 Kevin Jones	

Pro Bowl: WR R. Williams

Team Stats

Team	Opp
First Downs	290
Rushing	311
Passing	183
Penalty	29
3rd Down Pct.	62/190
3rd Down Pct.	42/5
4th Down Made/Att	9/22
4th Down Pct.	40.9
Possession Avg.	27:41
Total Net Yards	4943
Avg. Per Game	309.3
Total Yards	963
Avg. Per Play	5.1
Net Yards Rushing	1129
Avg. Per Game	70.6
Total Rushes	304
Net Yards Passing	3820
Avg. Per Game	238.8
Sacked/Yards Lost	63/388
Gross Yards	4208
Att./Completions	596/372
Completion Pct.	62.4
Had Intercepted	22
Punts/Average	66/45.0
Net Punting Avg.	66/38.4
Penalties/Yards	116/539
Fumbles/Ball Lost	26/17
Touchdowns	31
Rushing	16
Passing	21
Returns	1

Scoring	O1	O2	O3	O4	OT	Pts
Team	73	75	85	72	0	305
Opponents	101	121	61	115	0	398

Scoring	TD	Ru	Pa	Rt	PAT	FG	S	Pts
Hanson	8	6	0	0	30/30	29/33	0	48
Jones	8	6	0	0	0	0	0	46
R. Williams	7	0	7	0	0	0	0	42
Furrey	6	0	6	0	0	0	0	36
Campbell	4	0	4	0	0	0	0	24
Kitna	2	2	0	0	0	0	0	12
Bryson	1	0	1	0	0	0	0	6
Fletcher	1	0	0	1	0	0	0	6
A. Harris	1	1	0	0	0	0	0	6
M. Williams	1	0	0	0	0	0	0	6
DeVries	0	0	0	0	1	2	0	3
Team	31	9	21	1	30/30	29/33	0	205
Opponents	44	18	22	4	40/41	30/33	0	398

2-PT. Conversions: TEAM 0-1, Opponents 2-3

Rushing	Att	Yds	Avg	Lg	TD
Hanson	181	689	3.8	20	1
A. Harris	49	158	3.2	12	0
Kitna	34	156	4.6	18	2
Cason	24	94	3.9	16	0
Calhoun	7	19	2.7	7	0
Drummond	1	4	4.0	4	0
Ellis	2	3	1.5	12	0
San Francisco	1	2	2.0	2	0
Gordon	2	2	1.0	2	0
R. Williams	2	3	0.5	1	0
Hakim	1	1	1.0	1	0
Team	304	1129	3.7	52	9
Opponents	492	2010	4.1	61t	18

Receiving	Rec	Yds	Avg	Lg	TD
Furrey	98	1086	11.1	37	6
R. Williams	82	1020	12.4	60t	7
Jones	61	520	8.5	26	2
Campbell	21	308	14.7	30	4

Passing	Att	Cmp	Yds	Cmp%	Av	TD	Int	Lg	Sk	Rtg
Kitna	596	372	4208	62.4	7.08	21	35	22	3.7	60t
Team	596	372	4208	62.4	7.08	21	35	22	3.7	60t
Opponents	511	339	3721	66.3	7.28	22	43	12	2.3	75t

Interceptions	Fletcher	Bly	Holt	Kennedy	Lenon	Team	Opponents
Fletcher	3	122	40.7	88t	1	0	0
Bly	3	13	4.3	8	1	0	0
Holt	3	8	2.7	7	0	0	0
Kennedy	2	17	8.5	17	0	0	0
Lenon	1	0	0.0	0	0	0	0
Team	12	160	13.3	88t	1	0	0
Opponents	22	280	12.7	47	2	0	0

Punting	Pnt	Yds	Avg	Net	TB	In	Lg	B
N. Harris	66	2967	45.0	38.2	9	18	67	0
Team	66	2967	45.0	38.2	9	18	67	0
Opponents	68	2950	44.0	36.4	6	25	66	1

Punt Returns	PR	FC	Yds	Avg	Lg	TD
Drummond	13	28	13	296	10.6	40
Ellis 4-51, 1 FC, Lg. Bly 3-39, 3 FC, 35, 36, Lg. Hakim 0-0, 1 FC						
Team	38	9	396	11.3	48	0
Opponents	38	9	267	7.0	56t	1

Kickoff Returns	KR	Yds	Avg	Lg	TD
Drummond	62	1349	21.8	65	0
Ellis 6-139, 28 Lg. Cason 4-110, 40 Lg. Bly 1-27, Furrey 1-23;					
Team	74	1648	22.3	65	0
Opponents	63	1444	22.9	72	0

Field Goals	Hanson	Team	Opponents
Hanson	1-19	20-29	40-49
Team	1/1	12/12	6/6
Opponents	1/1	12/12	6/6
Hanson	1/1	11/11	8/10
Team	1/1	11/11	8/10
Opponents	1/1	11/11	8/10

Defense	ST	ST	AT	Sk	Yds	PD	FF	FR	STT
Sims	123	80	43	0.5	2	1	0	1	5
Holt	76	50	26	0.5	4	1	1	1	0
Lenon	71	51	20	0	0	3	0	2	0
Bullocks	70	52	18	1	9	3	0	0	5
Bailey	65	48	16	1	9	2	0	0	2
Kennedy	60	42	18	1	9	2	1	1	6
Bly	59	51	8	0	0	18	4	1	0
Redding	48	38	10	8	43.5	0	2	1	0
Bryant	46	36	10	0	0	0	0	1	0
Bell	40	23	17	1	9	2	1	1	0
Lewis	39	29	10	0	0	2	1	0	9
Edwards	37	25	12	3	24	1	1	3	0
Fletcher	35	22	12	0	0	6	0	0	0
Wilson	35	23	12	0	0	5	0	0	0
McGraw	33	24	9	0	0	2	1	1	11
Hall	25	17	8	5	40.5	0	1	0	0
DeVries	23	16	7	0	0	0	0	0	0
Rogers	20	19	1	3	28	0	0	1	0
Jackson	12	8	4	2	11	0	0	0	0
Cody	10	7	3	2	0	0	0	0	2
Smith, C	10	7	3	2	0	0	0	0	2

Special Teams	Team	Opponent
Team	2	0
Lions	976	708
Opponent	828	632

NFL Standings	W	L	T	PCT	PF	PA	AFC East	W	L	T	PCT	Pts	OP
Chicago	13	3	0	.812	427	255	New England	12	4	0	.750	385	237
Green Bay	8	8	0	.500	301	366	N.Y. Jets	10	6	0	.625	316	295
Minnesota	7	9	0	.438	282	327	Pittsburgh	7	9	0	.438	308	311
DETROIT	3	13	0	.188	205	398	Miami	6	10	0	.375	260	283

NFC East	Philadelphia	Dallas	N.Y. Giants	Washington	NFC South	New Orleans	Carolina	Atlanta	Tampa Bay	NFC West	Seattle	St. Louis	San Francisco	Az
Philadelphia	10	6	0	.625	398	328	Baltimore	13	3	0	.812	353	201	3
Dallas	9	7	0	.562	425	350	Cincinnati	8	8	0	.500	373	331	1
N.Y. Giants	8	8	0	.500	355	382	Pittsburgh	7	9	0	.438	308	311	1
Washington	5	11	0	.312	307	376	Cleveland	4	12	0	.250	238	356	1

Redding	48	38	10	8	43.5	0	2	1	0
Bryant	46	36	10	0	0	6	0	1	0
Bell	40	23	17	1	9	0	1	1	0
Lewis	39	29	10	0	0	2	1	0	9
Edwards	37	25	12	3	24	1	1	3	0

Fletcher	35	33	2	0	0	6	0	1	2
Wilson	35	23	12	0	0	5	0	0	3
McGraw	33	24	9	0	0	2	1	1	11
Hall	25	17	8	5	40.5	0	1	0	0
DeVries	23	16	7	0	0	1	0	0	0
Regers	20	19	1	2	29	0	0	1	0

Hughes	20	19	1	3	20	0	0	1	0
Jackson	12	8	4	2	11	0	0	0	0
Cody	11	7	4	0	0	0	0	0	0
Smith, C	10	7	3	2	7	0	2	0	2
Pinkney 8 TT, 6 ST; Smith, K 8 TT, 6 ST, 1 PD, 14 STT; Bryant 8 TT, 4 ST, 1 FR; Woods 6 TT, 6 ST, 1 FF, 8 S									
Lehman 5 TT, 4 ST; Curry 3 TT, 2 ST, 1 FR, 15 STT									

Sea defeated Dal, 21-20, and Phi defeated NYG, 23-20, in NFC wild card. NY defeated Phi, 27-24, and Chi defeated Sea, 27-24, in AFC divisional playoffs. Chi defeated NY, 39-14, for NFC title. NY defeated NYJ, 37-16, and Ind defeated KC, 23-8 in AFC wild card. Ind defeated Bal, 15-6, and NE defeated SD, 24-21 in AFC divisional playoffs. Ind defeated Chi, 29-17, in SB XLII.
--

Receiving	Rec	Yds	Avg	Lg	TD
Furrey	98	1086	11.1	37	6
R. Williams	82	1020	12.4	60t	7
Jones	61	520	8.5	26	2
Campbell	21	308	14.7	30	4

Interceptions	Fletcher	Bly	Holt	Kennedy	Lenon	Team	Opponents
Fletcher	3	122	40.7	88t	1	0	0
Bly	3	13	4.3	8	1	0	0
Holt	3	8	2.7	7	0	0	0
Kennedy	2	17	8.5	17	0	0	0
Lenon	1	0	0.0	0	0	0	0
Team	12	160	13.3	88t	1	0	0
Opponents	22	280	12.7	47	2	0	0

W. Harris	6	0	0	.500	.555	.562	Pittsburgh	6	0	0	.500	.555	.562
Washington	5	11	0	.312	.307	.376	Cleveland	4	12	0	.250	.238	.357
NFC South							AFC South						
New Orleans	10	6	0	.625	.413	.322	Indianapolis	12	4	0	.750	.427	.369
Carolina	8	8	0	.500	.270	.305	Tennessee	8	8	0	.500	.324	.407
Atlanta	7	9	0	.438	.292	.328	Jacksonville	8	8	0	.500	.371	.273



In 2008: Illinois Senator Barack Obama is elected the 45th President of the United States and

In 2008: Illinois Senator Barack Obama is elected the 45th President of the United States and becomes the nation's first black president.



YEAR-BY-YEAR RESULTS

Detroitlions.com
Media.Detroitlions.com

2009

Record: 2-14, 4th NFC North

Date	W-L	Score	Opponent	Attendance
9/13	L	27-45	at New Orleans	69,719
9/20	L	13-27	Minnesota	56,269*
9/27	W	19-14	Washington	40,896
10/04	L	24-48	at Chicago	62,192
10/11	L	20-28	Pittsburgh	59,333*
10/18	L	0-26	at Green Bay	70,801
11/01	L	10-17	St. Louis	40,857
11/08	L	20-32	at Seattle	67,003
11/15	L	10-27	at Minnesota	63,854
11/22	W	39-37	Cleveland	43,170
11/26	L	12-34	Green Bay	57,383*
12/06	L	13-23	at Cincinnati	62,545
12/13	L	3-48	at Baltimore	70,673
12/20	L	24-31	Arizona	40,377
12/27	L	6-20	at San Francisco	69,732
1/03	L	23-37	Chicago	56,677*

* Ford Field sellout

Usual Starters

Offense	Defense
WR 80 Bryant Johnson	LB 67 Jason Hunter (9), 92 Cliff Avril (3)
LT 76 Jeff Backus	DT 91 Garry Jackson (13)
LG 63 Manny Ramirez	DT 78 Sammie Hill (12), 98Landon Cohen (3)
C 51 Dominic Raiola (12)	RE 92 Cliff Avril (8), 99 Dwayne White (5)
RG 66 Stephen Peterman (9), 65 Dylan Gandy (5)	OLB 59 Julian Peterson
TE 77 Gosder Cherilus	MLB 95 Larry Foote
TE 84 Brandon Pettigrew (11), 89 Will Heller (9)	OLB 50 Eric Sims (8), 54 DeAndre Levy (7)
WR 81 Calvin Johnson	CLB 41 William James (11), 32 Anthony Henry (7)
QB 9 Matthew Stafford (10)	RCB 31 Philip Buchanan (10);
RB 11 Dwayne Culpepper (9)	41 William James (4)
FB 45 Jerome Felton (8)	FS 26 Louis Delmas
RB 34 Kevin Smith (13), 28 Maurice Morris (3)	SS 25 Marvin White (6), 40Marquand Manuel (5)

Team Stats

Team	Det	Opp
Total First Downs	281	332
Rushing	82	95
Passing	168	213
Penalty	31	24
3rd Down: Made/Att	84/234	85/210
3rd Down Pct.	35.9	40.5
4th Down: Made/Att	7/26	10/15
4th Down Pct.	26.9	66.7
Possession Avg.	28:57	31:03
Total Net Yards	4784	6274
Avg. Per Game	299.0	392.1
Total Plays	1037	1029
Avg. Per Play	4.6	6.1
Net Yards Rushing	1816	2025
Avg. Per Game	101.0	126.6
Total Rushes	409	458
Net Yards Passing	3168	4249
Avg. Per Game	188.0	255.6
Sacked/Yards Lost	43/303	28/150
Gross Yards	3471	4399
Att./Completions	585/316	545/371
Completion Pct.	54.0	68.1
Had Intercepted	32	9
Punts/Average	74/42.9	66/43.6
Net Punting Avg.	74/36.8	66/38.9
Penalties/Yards	98/768	113/944
Fumbles/Ball Lost	25/9	26/14
Touchdowns	28	57
Rushing	9	18
Passing	16	35
Returns	3	4

Scoring

Team	Opponents
TD	80
Opponents	88

Scoring	TD	Ru	Rec	Ret	PAT	FG	S	Pts
Hanson	0	0	0	0	25/25	21/28	0	88
K. Smith	5	4	1	0	0	0	1	32
C. Johnson	5	0	5	0	0	0	0	30
Heller	3	0	3	0	0	0	0	18
B. Johnson	0	3	0	0	0	0	0	18
Delmas	2	0	0	0	0	0	0	14
Morris	2	2	0	0	0	0	0	14
Pettigrew	2	0	2	0	0	0	0	12
Stafford	2	0	0	0	0	0	0	12
Aaron Brown 1 TD (1 Pa), 6 Pts; James 1 TD (1 Ret), 6 Pts; Northcutt 1 TD (1 Pa), 6 Pts; Stanton 1 TD (1 Ru), 6 Pts								
Team	28	9	16	3	25/25	21/28	2	262
Opponents	57	18	35	4	55/55	31/34	2	494

2-Pt Conversions

Team 1-3, Opp 1-2

Fum/Lost: Culpepper 4/0, Stafford 4/1, C. Johnson 3/2, K. Smith 3/2, Northcutt 2/1, D. Williams 2/1, Pearson 1/0, Fitzsimmons 1/1, Levy 1/0, Morris 1/0, Pearson 1/0, Pettigrew 1/0, Stanton 1/1

Rushing	Att	Yds	Avg	Lg	TD
K. Smith	217	747	3.4	31	4
Morris	93	384	4.1	64t	2
Brown	27	131	4.9	19	0
Stafford	20	108	5.4	21	2
Culpepper	18	91	5.1	32	0
C. Johnson	7	73	10.4	19	0
Felton	15	46	3.1	0	0
Stanton	9	33	3.7	11	1
D. Williams	1	4	4.0	4	0
Pearson	1	1	1.0	1	0
Figurs	1	-2	-2.0	2	0
Team	409	1616	4.0	64t	9
Opponents	458	2025	4.4	61	18

Receiving	Rec	Yds	Avg	Lg	TD
C. Johnson	67	984	14.7	75t	5
K. Smith	41	415	10.1	63	1
B. Johnson	35	417	11.9	36	3

Northcutt	35	357	10.2	47	1
Pettigrew	30	346	11.5	30	2
Heller	29	286	10.2	24	3
Morris	26	210	8.1	19	0
Fitzsimmons	18	128	7.1	12	0
Felton	13	133	10.2	12	0
Brown	9	84	9.3	26t	1
D. Williams	6	52	8.7	19	0
North	2	26	13.0	14	0
T. Smith	2	7	3.5	4	0
Figurs	1	7	7.0	7	0
Standford	1	5	5.0	5	0
Gronkowski	1	4	4.0	4	0
Team	316	3471	11.0	75t	16
Opponents	371	3471	9.4	75t	16

Opponents	371	4339	11.9	68	35
Interceptions	Int	Yds	Avg	Lg	TD
Delmas	2	130	65.0	101t	1
James	2	41	20.5	38t	1
Henry	2	26	13.0	26	0
Simpson 1-8; Levy 1-5; D. White 1-0					
Team	9	210	23.3	101t	2
Opponents	32	508	15.9	61t	3

Punting	Pnt	Yds	Avg	Net	TB	Lg	TD
N. Harris	74	3174	42.9	36.8	5	20	8
Team	74	3174	42.9	36.8	5	20	8
Opponents	66	2878	43.6	38.9	4	34	6

Punt Returns	PR	FC	Yds	Avg	Lg	TD
Northcutt	22	15	189	8.6	43	0
Witherspoon 2-10, 9 Lg; Buchanan 4-24, 18 Lg						
Team	28	15	233	8.3	43	0
Opponents	41	14	354	8.6	45	0

Kickoff Returns	KR	Yds	Avg	Lg	TD
Brown	42	951	22.6	87	0
D. Williams	42	951	22.6	87	0
Witherspoon 4-72, 31 Lg; Northcutt 3-66, 34 Lg; Follett 2-1210 Lg; Felton 1-40; Fitzsimmons 1-10; Jennings 1-8					
Team	98	2050	21.4	87	0
Opponents	58	1353	23.3	102t	1

Field Goals	1-19	20-29	30-39	40-49	50+
Hanson	0	0	5/5	8/9	7/10
Opponents	0/0	0/0	5/5	8/9	7/10
Team	0/0	0/0	5/5	8/9	7/10
Opponents	0/0	0/0	5/5	8/9	7/10

Hanson: (47G,24G)(30G,48G)(39G,26G)(35G)/44G, 44G,49N(34N,41G,50G)/48N,38G(31G)(54N,22G) (5N) (45N,22G)(54N,37G)(27G,36G)(42G,48G,32G)

Opp: (34B,39G)(26G,46G)(32G,23G)(46G,28G, 31G,26G)(41G)(37G,37G,24G,20G)(22G,35G)(44G,29G) (43N,20G,25G)(44G,39G,23G)(39G,26G)(48G)(33G, 39G,28B)(44G,26G,34G)

Defense	TT	ST	AT	Sk	Yds	PD	FF	FR	STT
Foote	89	70	29	2	11	1	1	4	0
Delmas	91	63	28	1	2	0	1	8	3
Levy	79	55	24	0	0	1	0	5	6
Peterson, J	75	48	27	4.5	22	5	1	4	0
James	69	54	15	0	0	0	0	14	4
Sims	48	32	17	0	0	0	0	1	0
White, M	44	33	11	0	0	0	0	6	7
Henry	43	35	8	0	0	0	0	7	3
Buchanan	42	37	7	0	15	2	0	3	4
Avril	40	26	14	5.5	37.5	0	0	1	1
Manuel	35	29	6	0	0	1	0	2	1
Hunter	34	27	7	5	27	0	2	3	0
Jackson	32	20	12	0	0	1	0	1	0
Hobbs	31	19	12	0	0	0	1	1	6
Simpson	30	26	4	0	0	1	1	4	0
Hill	26	14	12	0	0	0	2	0	0
McBride	23	13	10	1.5	5	0	0	0	4
Cohen, L	21	14	7	0	0	0	0	0	0
Dizon	19	12	7	1	2	1	1	0	10
Fluellen	18	9	9	1.5	10.5	0	0	0	0
Pearson	12	10	2	0	0	0	0	0	0

Cohen, J 9 TT, 6 ST, 1-4 Sk; Smith, D 9 TT, 6 ST, 1 FR, 7 ST; White, D 8 TT, 6 ST, 1 FF, 3 FR; King 5 TT, 4 ST, 1 FR, 2 ST; Figgins 4 TT, 4 ST; Bryan 3 TT, 2 ST, 1-6 Sk, 2 ST; Follett 2 TT, 0 ST, 1 FF, 8 ST; Bing 1 FF, 4 ST

Special Teams Tackles: Mulhbach 6, Fitzsimmons 6; Curcio 5, Harris 3; Jordan 2; Hanson 1; Raiola 1; Brown 1; Felton 1; Pettigrew 1, D. Williams 1; Figurs 1; Word 1; Jennings 1

Team	952	674	278	26	150	71	16	11	138
Opponent	853	665	188	43	303	89	16	7	144

NFL Standings

NFC North	W	L	T	Pct	PF	PA	AFC East	W	L	T	Pct	PF	PA
Minnesota	12	4	0	.750	470	312	New England	10	6	0	.625	427	285
Green Bay	10	5	0	.668	451	297	Baltimore	9	7	0	.563	391	266
Chicago	7	9	0	.438	327	375	Miami	7	9	0	.438	360	390
DETROIT	2	14	0	.125	262	494	Buffalo	6	10	0	.375	258	326
NFC East	W	L	T	Pct	PF	PA	AFC North	W	L	T	Pct	PF	PA
Dallas	11	5	0	.688	361	250	Cincinnati	10	6	0	.625	305	291
Philadelphia	8	5	0	.600	429	337	Baltimore	9	7	0	.563	391	266
New York Giants	8	8	0	.500	402	427	Pittsburgh	9	7	0	.563	368	324
Washington	4	12	0	.250	266	336	Cleveland	5	11	0	.313	245	375
NFC South	W	L	T	Pct	PF	PA	AFC South	W	L	T	Pct	PF	PA
New Orleans	13	3	0	.813	510	341	Indianapolis	14	2	0	.875	416	307
Atlanta	9	7	0	.563	363	325	Houston	9	7	0	.563	388	342
Carolina	8	8	0	.500	315	308	Tennessee	8	8	0	.500	354	402
Tampa Bay	3	13	0	.188	244	400	Jacksonville	7	9	0	.438	290	380
NFC West	W	L	T	Pct	PF	PA	AFC West	W	L	T	Pct	PF	PA
Arizona	10	6	0	.625	375	325	San Diego	13	3	0	.813	454	320
San Francisco	8	8	0	.500	330	281	Denver	8	8	0	.500	326	324
Seattle	5	11	0	.313	280	390	Oakland	5	11	0	.313	197	379
St. Louis	1	15	0	.063	175	436	Kansas City	4	12	0	.250	294	424

Dal defeated Phi, 34-14, and Arz defeated GB 51-45 (in an NFC wild card. ND defeated Arz, 45-14, and Min defeated Dal 34-3 in NFC divisional playoffs. ND defeated Min, 31-28 (ot) for NFC title. NYJ defeated Cin, 24-14, and Bal defeated NE, 33-14, in AFC wild card. Ind defeated Bal, 20-3, and NYJ defeated SD, 17-14, in AFC divisional playoffs. In defeated NYJ, 30-17, for AFC title. ND defeated Ind, 31-17, in SB XLV.

IN 2009: Michael Jackson dies of a heart attack in his California home. Known as the "King of Pop," Jackson reclaimed his throne as the year's top-selling artist with 8.2 million albums sold in 2009.



YEAR-BY-YEAR RESULTS

Detroitlions.com
Media.Detroitlions.com

2010

Won 6, Lost 10

Date	W-L	Score	Opponent	Attendance
09/12	L	14-19	at Chicago	62,080
09/19	L	32-35	Philadelphia	56,688*
09/26	L	20-24	at Minnesota	63,737
10/03	L	16-28	at Green Bay	70,379
10/10	W	44-6	St. Louis	55,714*
10/17	W	20-28	at New York Giants	78,341
10/31	W	37-25	Washington	42,329
11/7	L	20-23	New York Jets	57,799*
11/14	L	12-14	at Buffalo	36,721
11/21	L	19-35	at Dallas	81,261
11/25	L	24-45	New England	60,965*
12/05	L	20-24	Chicago	58,119*
12/12	W	7-3	Green Bay	57,659*
12/19	W	23-20	at Tampa Bay	47,692
12/26	W	34-27	at Miami	66,731
01/02	W	20-13	Minnesota	57,013*

* Ford Field Sellout

Usual Starters

Offense	Defense
WR 13 Nate Burleson	LE 92 Cliff Avril
LT 76 Jeff Backus	DT 90 Ndamukong Suh
LG 62 Rob Sims	DT 99 Corey Williams
C 51 Dominic Raiola	RE 93 Kyle Van Noy (11); 75 Turk McBride (5)
RG 86 Stephen Peterman	OLB 55 DeAndre Palmer (2); 58 Ashley Palmer (2); 59 Bobby Carpenter (2)
TE 84 Brandon Pettigrew	MLB 54 DeAndre Hines (11); 55 Landon Johnson (4)
TE/WR 89 Will Heller (7); 85 Tony Scheffler (3); 80 Bryant Johnson (4)	OLB 98 Julian Peterson
QB 81 Calvin Johnson	LEB 23 OLB 98 Julian Peterson
WR 91 Shaun Hill (10); 9 Matthew Stafford (3); 9 Drew Stanton (3)	RQB 27 Alfonso Smith (8); 30 Nathan Vasher (4)
RB 44 Jahvid Best	FS 26 Louis Delmas
	SS 42 Amani Speivey (3); 39 C.C. Brown (7)

Team Statistics

Det	Opp
Total First Downs	304
Rushing	83
Passing	189
Penalty	22
3rd Down: Made/Att	97/242
3rd Down Pct	40.1
4th Down: Made/Att	10/16
4th Down Pct	62.5
Possession Avg	29.34
Total Net Yards	5423
Avg. Per Game	338.9
Total Plays	1064
Avg. Per Play	5.1
Net Yards Rushing	1613
Avg. Per Game	100.8
Total Rushes	404
Net Yards Passing	3810
Avg. Per Game	238.8
Sacked/Yards Lost	27/191
Gross Yards	4001
Att./Completions	633/383
Completion Pct	60.5
Had Intercepted	16
Punts/Average	90/44.6
Net Punting Avg.	90/35.8
Penalties/Yards	136/1018
Fumbles/Ball Lost	19/9
Touchdowns	41
Rushing	11
Passing	23
Returns	4

Score By Periods

Team	Q1	Q2	Q3	Q4	OT	Pts
Lions	54	127	86	99	3	369
Opponents						

Scoring

Team	TD	Ru	Rec	Ret	PAT	FG	S	Pts
C. Johnson	12	0	0	0	19/19	12/14	0	74
Hanson	0	0	0	0	16/16	13/16	0	55
Rayner	0	0	0	0			0	55
Best	6	4	2	0			0	36
Burleson	6	0	0	0			0	36
Morris	6	5	0	0			0	36
Pettigrew	4	0	0	0			0	24
Heller (1 TD (1 Pa), 6 Pts; Levy (1 TD (1 R), 6 Pts; Logan (1 TD (1 Ret), 6 Pts; Scheffler (1 TD (1 Pa), 6 Pts; A. Smith (1 TD (1 Ret), 6 Pts; Stafford (1 TD (1 R), 6 Pts; Stanton (1 TD (1 R), 6 Pts; Suh (1 TD (1 Ret), 0 Pts; PAT: 6 Pts; B. Johnson, C. Johnson, TM 2-3, OPP 0-3	41	11	26	4	35/36	25/30	1	362
Opponents	45	18	23	4	42/42	19/20	1	369

FUM/Lost: St. Hill 3/1, Stanton 3/1, Burleson 2/2, Logan 2/1, Stafford 2/1, Best 1/1, Felton 1/1, C. Johnson 1/0, Morris 1/0, Raiola 1/0, Scheffler 1/1, A. Smith 1/0

Rushing

Team	Att	Yds	Avg	Lg	TD
Best	171	555	3.2	45	4
Morris	90	336	3.7	26	5
K. Smith	34	133	3.9	15	0
St. Hill	22	123	5.6	40	0
Stanton	18	113	6.3	20	1
Logan	15	95	6.3	21	0
Burleson	7	81	11.6	25	0
Felton	22	76	3.5	5	0
A. Brown	17	58	3.4	9	0
C. Johnson 4-32, 15 Lg; Stafford 4-11, 9 Lg, 1 TD					
Team	404	1613	4.0	45	11
Opponents	443	1999	4.5	80t	18

Receiving

Team	Rec	Yds	Avg	Lg	TD
C. Johnson	77	1120	14.5	81t	12
Pettigrew	71	722	10.2	35	2
Best	58	487	8.4	75t	2
Burleson	55	625	11.4	58	6

Scheffler	45	378	8.4	25	1
Morris	25	170	6.8	16	0
B. Johnson	18	210	11.7	24	0
K. Smith	11	123	11.2	27	0
Felton 8-5, 19 Lg; A. Brown 8-45, 10 Lg; Heller 4-37, 13t Lg, 1 TD; D. Williams 3-20, 17 Lg					
Team	383	4001	10.4	87t	26
Opponents	330	3786	11.5	89t	23

Passing	Att	Cmp	Yds	Pct	8+ B	TD%	Int	Lg	Sk/Y	Rtg
St. Hill	416	257	2686	61.8	6.46	16	3.8	12	29	79t
Hanson	119	69	780	58.0	6.55	4	3.4	2.5	87t	64.2
Stafford	96	57	535	59.4	5.57	6	6.3	1	36	4/36
Best 1-0, 39.6 Rtg; Logan 1-0, 39.6 Rtg										
Team	633	383	4001	60.5	6.32	26	4.1	16	2.5	79t
Opponents	518	330	3786	63.7	7.33	23	4.4	14	2.7	89t

Interceptions	Int	Yds	Avg	Lg	TD
A. Smith	5	48	9.6	42t	1
Levy	2	41	20.5	26	0
Speivey	2	35	17.5	26	0
C. Williams 1-27; Berry 1-23; Suh 1-20; Houston 1-0; Vasher 1-0					
Team	14	194	13.9	42t	2
Opponents	16	239	14.9	50	2

Punting	Pnt	Yds	Avg	Net	TB	In	Lg	TD
Harris	90	4018	44.6	35.8	8	24	66	0
Team	90	4018	44.6	35.8	8	24	66	0
Opponents	83	3636	43.8	37.5	8	35	63	0

Punt Returns	PR	FC	Yds	Avg	Lg	TD
Logan	30	21	362	12.1	71	0
Levy	30	21	362	12.1	71	0
Opponents	54	17	633	11.7	97t	1

Kickoff Returns	KR	Yds	Avg	Lg	TD
Logan	54	1448	26.8	105t	1
Felton 2-59, 37 Lg; Burleson 1-0; Ciurciu 1-8; Scheffler 1-0;					
Team	61	1519	24.9	105t	1
Opponents	72	1487	20.7	96t	1

Field Goals	FG	Yds	Avg	Net	TD
Rayner	0/0	3/3	3.3	5.8	50*
Hanson	0/0	1/1	4.4	4.5	3/4
Team	0/0	4/4	7/7	9/13	5/6
Opponents	1/1	6/6	7/7	4/5	1/1
Rayner: 0/0(0/0)(0/0)(25G,49G,45G,47G,49G,46N,50G,25G,48N,16,1G,28G,34G,39G,47G,0/55G,37G)					
Hanson: 0/0(0/0)(44N,33G,35N,36G,52G,48G,24G,30G,48G,47G,0/55G,0/32G,0/0)(0/0)(0/0)					
OPP: (20G,31G)(11G)(28G,28G)(38G,46G)(11G,36G,30G)(19G)(54G,42G,30G,26G,26G,27G,24G,46G)					

Defense	TT	ST	AT	Sk	SkY	PD	FF	FR	STT
Delmas	84	62	22	2	12	0	2	2	0
Peterson	83	56	27	1	2	5	0	2	0
Levy	72	50	22	0	0	4	0	2	0
Suh	66	49	17	10	47.5	1	1	0	0
Houston	54	48	6	0	0	10	1	0	2
Vanden Bosch	49	34	15	4	37.5	1	2	0	0
Speivey	46	33	13	0	0	0	1	0	5
Palmer	42	33	9	1	0	0	0	1	0
Johnson, L.	40	32	8	0	0	0	1	0	8
Brown, C.C.	40	32	8	0	0	4	1	0	6
Smith, A.	39	30	0	0	0	8	3	0	0
Williams	37	32	5	2	0	4	1	0	0
Jackson	34	21	13	6	51.5	0	1	1	0
McBride	33	16	17	5	35.5	0	3	1	0
Avril	31	22	9	8	61	4	1	1	1
Hill, Sammie	6	10	0	39	8	0	18	0	0
Wade	26	23	3	0	0	3	0	1	4
Carpenter	21	14	7	0	0	2	0	0	9
Vasher	17	13	0	0	0	5	0	0	2
Follett	16	8	8	0	0	1	0	0	5
McDonald	13	10	3	0	1	0	1	0	6
Fluellen	10	8	2	1	13	0	0	0	1
Hanner 6 TT, 4 ST, 3 STT; Wendling 6 TT, 4 ST, 24 STT; Miller 6 TT, 3 ST; King 6 TT, 3 ST; Phillips 4 TT, 4 ST, 1 STT; Berry 3 TT, 3 ST, 1 PTD; Hill 2 TT, 1 STT; Ciurciu 1 TT, 1 STT; Enjuba 1 TT, 1 ST, 1 PF; 10 STT; Welling 1 TT, 1 ST, 1 STT;									
Special Teams Tackles: Felton 6; Mulhbach 4; Clark 3; Campbell 3; Logan 2, 2 FF; Rayner 2; Miller 1; Heller 1; Morris 1; Harris 1; Hanson 1									
Team	921	674	247	44.0	288.0	59	16	15	140
Lions	921	674	247	44.0	288.0	59	16	15	140
Opponent	940	692	248	27.0	191.0	93	13	9	98

NFL Standings	W	L	T	Pct	PF	PA	AFC East	W	L	T	Pct	PF	PA
NFC North	11	5	0	.688	334	286	New England	14	2	0	.875	518	313
Green Bay	10	6	0	.625	388	307	NJ Jets	11	5	0	.688	367	304
DETROIT	6	10	0	.375	362	369	Houston	5	11	0	.313	427	333
Minnesota	6	10	0	.375	281	348	Buffalo	4	12	0	.250	283	425
NFC East	W	L	T	Pct	PF	PA	AFC North	W	L	T	Pct	PF	PA
Philadelphia	10	6	0	.625	439	377	Pittsburgh	12	4	0	.750	375	232
NY Giants	10	6	0	.625	394	347	Baltimore	12	4	0	.750	357	270
Dallas	5	10	0	.375	334	436	Houston	5	11	0	.313	271	332
Washington	6	10	0	.375	302	377	Cincinnati	4	12	0	.250	322	395
NFC South	W	L	T	Pct	PF	PA	AFC South	W	L	T	Pct	PF	PA
Atlanta	13	3	0	.813	414	288	Indianapolis	10	6	0	.625	435	388
New Orleans	11	5	0	.688	384	307	Jacksonville	8	8	0	.500	353	419
Tampa Bay	9	6	0	.625	341	318	Oakland	8	8	0	.500	410	371
Carolina	2	14	0	.125	196	408	Tennessee	6	10	0	.375	356	339
NFC West	W	L	T	Pct	PF	PA	AFC West	W	L	T	Pct	PF	PA
Seattle	7	9	0	.438	310	407	Kansas City	10	6	0	.625	366	326
St. Louis	7	9	0	.438	289	328	San Diego	9	7	0	.563	441	322
San Francisco	6	10	0	.375	305	346	Oakland	8	8	0	.500	410	371
Arizona	5	11	0	.313	289	434	Denver	4	12	0	.250	324	471
Sea defeated NO, 41-36, and GB defeated Phi, 21-16, in NFC wild card. GB defeated Atl, 48-21, and Chi defeated Sea, 35-24, in NFC divisional playoffs. GB defeated Chi, 21-14, for NFC title. NYJ defeated Ind, 17-16, and Bal defeated KC, 30-7, in AFC wild card. Ptc defeated Bal, 21-24, and NYJ defeated NE, 28-21, in AFC divisional playoffs. Ptc defeated NYJ, 24-19, for AFC title. GB defeated Ptc, 31-25, in SB XLV.													

IN 2010: Time magazine names Facebook President and co-founder Mark Zuckerberg *Person of the Year* at the age of 26. Facebook, and other popular sites such as Twitter, lead to the proliferation of "Social Media" and significantly change personal and business communication.



YEAR-BY-YEAR RESULTS

Detroitlions.com
Media.Detroitlions.com

2011

W	L	T	Score	Opponent	Attendance
Won 10, Lost 6					
9/11	W		27-20	at Tampa Bay	51,274
9/18	W		49-3	Kansas City	60,040*
9/25	W		26-23 (ot)	at Minnesota	62,466
10/2	W		34-30	at Dallas	78,122
10/9	W		24-13	Chicago	67,861*
10/16	L		19-25	San Francisco	62,861*
10/23	L		16-23	at Atlanta	63,625*
10/30	W		45-10	at Denver	74,977
11/3	L		13-37	at Chicago	62,396
11/20	W		49-35	Carolina	63,633*
11/24	L		15-27	Green Bay	66,263*
12/1	L		17-31	at New Orleans	73,042
12/11	W		34-28	Minnesota	63,988*
12/18	W		29-27	at Oakland	59,693
12/24	W		38-10	San Diego	62,669*
1/1	L		41-45	at Green Bay	70,294
NFC Playoffs					
1/7	L		28-45	at New Orleans	73,038
* Ford Field sellout					

Usual Starters

	Defense	
WR 13	Nate Burleson	LE 92
LT 76	Jeff Backus	DT 90
LG 62	Rob Sims	DT 99
C 51	Dominic Raiola	RE 93
RG 66	Stephen Peterman	OLB 54
RT 77	Gosder Cherilus	OLB 55
TE 87	Brandon Pettigrew	OLB 52
WR 16	Titus Young (8), 89 Will Heller (5), 85Tony Scheffler (5)	RCB 21
WR 81	Calvin Johnson	FS 26
QB 9	Matthew Stafford	SS 42
RB 44	J. Best (6), 28 M. Morris (5), 30 K. Smith (4)	

Team Stats

	Det	Opp
Total First Downs	349	325
Rushing	244	195
Passing	34	39
Penalty	76/212	67/205
3rd Down: Made/Att	78/212	67/205
3rd Down Pct	37%	33%
4th Down: Made/Att	8/14	8/19
4th Down Pct	57%	42%
Possession Avg	30:06	29:54
Total Net Yards	6337	5981
Avg. Per Game	396.1	367.6
Total Plays	1058	1055
Avg. Per Play	6.0	5.6
Net Yards Rushing	1523	209
Avg. Per Game	95.2	12.8
Total Rushes	356	410
Net Yards Passing	4814	3831
Avg. Per Game	300.9	239.4
Sacked/Yards Lost	36/257	41/271
Gross Yards	5071	4071
Att./Completions	666/423	604/376
Completion Pct.	63.5	62.3
Had Intercepted	16	21
Punts/Average	82/43.6	78/45.1
Net Punting Avg.	82/36.0	78/40.1
Penalties/Yards	128/1075	119/982
Fumbles/Ball Lost	20/7	25/13
Touchdowns	57	42
Rushing	9	10
Passing	41	26
Returns	7	6

Score By Periods

	Q1	Q2	Q3	Q4	OT	Pts
Team	80	125	125	141	3	474
Opponents	86	145	74	82	0	387

Scoring

	TD	Ru	Rec	Ret	PAT	FG	S	Pts
Hanson	0	0	0	0	54/54	24/29	0	126
Johnson	16	0	16	0	0	0	0	96
K. Smith	7	4	3	0	0	0	0	42
Scheffler	6	0	6	0	0	0	0	38
T. Young	6	0	6	0	0	0	0	38
Pettigrew	5	0	5	0	0	0	0	30
Best	3	2	1	0	0	0	0	18
Burleson	3	0	3	0	0	0	0	18
Avril	2	12	12	0	0	0	0	12
Carpenier	1	6	6	0	0	0	0	6
Team	57	9	41	7	54/54	24/29	1	474
Opponents	62	10	36	6	41/41	30/34	1	387

2-FC Conv: Scheffler, T. Young; TM 2-3, Opp 1-1

FUM/Lost: Logan 6/2, Stafford 5/1, K. Williams 2/1, Burleson 1/1, Johnson 1/1, McDonald 1/0, Morris 1/0, Scheffler 1/0, K. Smith 1/1, T. Young 1/0

Rushing

	Att	Yds	Avg	Lg	TD
Best	84	390	4.6	88	2
K. Williams	72	356	4.9	43	4
Morris	60	316	5.3	40	1
Burleson	58	195	3.4	18	2
Stafford	11	85	7.7	20	0
Stafford	22	78	3.5	22	0
Harrison	14	41	2.9	9	0
Logan	9	32	3.6	16	0
T. Young 2-15, 7.5 avg, 11 Lg; Johnson 1-11; Scheffler 1-5; A. Brown 1-0; Sh. Hill 1-(-1)					
Team	350	1523	4.3	88	9
Opponents	416	2050	5.0	69	10

Receiving

	Rec	Yds	Avg	Lg	TD
Pettigrew	96	1581	17.5	73	16
Burleson	83	777	9.4	27	7
Stafford	73	757	10.4	47	3
T. Young	48	607	12.6	57	6
Best	27	287	10.6	60	1

Scheffler	26	347	13.3	36	6
Morris	26	230	8.8	31	1
K. Smith	22	179	8.1	28	3
K. Williams 8-62, 7.8 avg, 12 Lg; Heller 6-42, 7.0 avg, 12 Lg; R. Davis 4-63, 15.8 avg, 22 Lg; Logan 1-19, A. Brown 1-9; Stovall 1-8; Harrison 1-3					
Team	423	5071	12.0	73	41
Opponents	376	4102	10.9	80	26

Interceptions

	Int	Yds	Avg	Lg	TD
Houston	5	225	45.0	100	2
Wright	4	49	12.3	22	0
A. Smith	3	64	21.3	30	1
Spievey	3	47	15.7	30	0
Tulloch	2	9	4.5	9	0

Carpenier 1-34, 1 TD; C. Harris 1-19; Levy 1-7; Avril 1-4, 1 TD

Team	21	458	21.8	100	5
Opponents	16	140	8.8	44	3

Punting

	Pnt	Yds	Avg	Net	TB	In	Lg	B
Donahue	49	2093	42.7	35.6	4	13	60	0
Graham	28	1235	44.1	38.7	3	10	58	0
Malone	5	215	43.0	24.6	0	0	62	0
Team	82	3573	43.6	36.0	7	23	62	0
Opponents	78	3530	45.3	40.1	5	25	70	0

Punt Returns

	PR	FC	Yds	Avg	Lg	TD
Logan	37	28	301	8.1	28	0
McDonald	1	0	0	0.0	0	0
Team	38	28	301	7.9	28	0
Opponents	36	13	484	13.4	82	1

Kickoff Returns

	KR	Yds	Avg	Lg	TD
Logan	33	832	25.2	42	0
R. Davis	2	34	17.0	18	0
Fluellen 1-6, Morris 1-15					
Team	37	887	24.0	42	0
Opponents	49	1255	25.6	101	1

Field Goals

	1-19	20-29	30-39	40-49	50+
Hanson	0/0	9/9	8/9	2/4	5/7
Team	0/0	9/9	8/9	2/4	5/7
Opponents	0/0	5/5	13/13	5/7	3/4

Hanson: (23G, 28G)(51G, 28G)(28G, 50G, 40G, 32G)(33G, 51G)(31G)(25G, 52N)(24G)(43G, 38G, 50G)(29G, 35G)(0/47N)(42B, 31G, 55N)(30G, 26G)(0/50G)(30G, 39N)
Opp: (38G, 31G)(33G, 44N)(33G, 41G, 49G)(41G, 36G, 33G)(44G, 49G)(56G, 31G, 37G)(23G, 47G, 40G)(39G)(43G, 35G, 43N)(50G, 27G)(31G, 35G, 32G)(39G)(0/46G, 51G, 65B)(22G)(22G, 47N)

Passing

	Att	Cmp	Yds	Cmp%	Avg	TD	Int%	Lnt%	Sk/Y	Rtg
Stafford	663	421	5038	63.5	7.60	41	6.2	16	24	73
Sh. Hill	3	2	66.7	110.0	0.0	0	0.0	28	0	103.5
Team	666	423	5071	63.5	7.61	41	6.2	16	24	73
Opponents	604	376	4102	62.3	6.79	26	4.3	21	35	80

Defense

	TT	ST	AT	Sk	SKY	PD	FF	FR	STT
Tulloch	111	84	77	3.0	16	5	0	3	
Levy	107	72	35	1.0	15	1	1	0	2
Wright	73	66	7	0.0	0	16	1	0	2
Spivey	68	60	8	1.0	0	4	1	0	2
Durant	68	53	15	0.0	0	1	0	0	
Houston	54	44	10	0.0	0	14	0	0	
Delmas	51	36	15	0.0	0	5	0	1	
Avril	36	29	7	0.0	0	8	4	6	
Sub	36	26	10	4.0	31	0	0	0	
Vanden Bosch	35	26	9	8.0	63	0	4	1	
Berry	30	25	5	0.0	0	11	0	0	1
Williams, C	30	19	11	2.0	11	0	0	0	
Jackson	28	17	11	4.5	20	0	0	1	
Carpenier	24	20	4	0.0	0	1	0	0	
Hill, Sammie	24	13	11	1.5	4	0	1	1	
Smith, A	23	21	2	0	0	6	1	1	
Harris	20	17	3	0	0	2	1	0	1
Fairley	15	9	6	1.0	1	0	0	0	
Young, W	14	9	5	3.0	19	1	0	0	
McDonald	14	8	6	0.0	0	2	0	0	5
Fluellen	14	8	6	0.0	0	0	1	0	

Wendling 8 TT, 6 ST, 2 AT, 16 ST; Carey 8 TT, 5 ST, 3 AT, 1 PD, 2 ST; Palmer 3 TT, 3 ST, Davis 2 TT, 2 ST, 4 ST; Haye 2 TT, 2 AT; Ekeajai 1 TT, 1 ST, 2 ST; Dawson 1 TT, 1 ST; Special Teams Tackles: T. Young 7, Hogue 6, Logan 4, Madison 3 Silva 3; Williams, K 3; Mulhbach, Don 2; Hanson, Jackson, Coleman 2; Donahue, Ryan 2; Buckley 1; Malore 1; Morris 1

Team	896	681	215	41	273	75	10	8	84
Opponents	822	609	213	36	239	84	10	4	65

Safety: TEAM 1; TM 1, Opp 1; FG Block: Suh 1; TM 1, Opp 0

NFL Standings

Green Bay	15	1	0	.938	560	359	New England	13	3	0	.813	513	342
DETROIT	11	6	0	.625	474	387	N.Y. Jets	8	8	0	.500	377	363
Chicago	8	8	0	.500	353	341	Miami	6	10	0	.375	329	313
Minnesota	3	13	0	.188	340	449	Buffalo	6	10	0	.375	372	434
NFC East							AFC North						
N.Y. Giants	9	7	0	.563	394	400	Baltimore	12	4	0	.750	378	266
Philadelphia	8	8	0	.500	396	328	Pittsburgh	12	4	0	.750	325	227
Dallas Cowboys	8	8	0	.500	369	347	Cincinnati	9	7	0	.563	344	323
Washington	5	11	0	.313	288	367	Cleveland	4	12	0	.250	218	307
NFC South							AFC South						
New Orleans	13	3	0	.813	547	339	Houston	10	6	0	.625	381	278
Atlanta	10	6	0	.625	402	350	Tennessee	5	11	0	.313	325	317
Carolina	6	10	0	.375	408	429	Jacksonville	5	9	0	.357	324	329
Tampa Bay	4	12	0	.250	287	494	Indianapolis	2	14	0	.125	243	430
NFC West							AFC West						
San Francisco	13	3	0	.813	380	229	Denver	8	8	0	.500	390	390
Arizona	8	8	0	.500	312	348	San Diego	8	8	0	.500	406	377
Seattle	7	9	0	.438	321	315	Oakland	8	8	0	.500	359	433



YEAR-BY-YEAR RESULTS

Detroitlions.com
Media.Detroitlions.com

2012

Won 4, Lost 12

Date	W-L	Score	Opponent	Attendance
9/09	W	27-23	at St. Louis	62,315
9/16	L	19-27	at San Francisco	69,732
9/23	L	41-44 (ot)	at Tennessee	69,143
9/30	L	13-20	Minnesota	63,616
10/14	W	26-23 (ot)	at Philadelphia	69,144
10/22	L	7-13	at Chicago	62,300
10/28	W	28-24	Seattle	63,497
11/04	W	31-14	at Jacksonville	63,050
11/11	L	24-34	at Minnesota	64,059
11/18	L	20-24	Green Bay	63,716
11/22	L	31-34	Houston	63,716
11/28	L	33-35	Indianapolis	63,887
12/08	L	20-27	at Green Bay	70,382
12/16	L	10-38	at Arizona	60,483
12/22	L	18-31	Atlanta	60,483
12/30	L	24-26	Chicago	64,451

Usual Starters

Offense	Defense
WR 13 Nate Burleson (6); 16 Titus Young 18/Kris Durham (8)	LE 92 Cliff Avril
LT 76 Jeff Backus	DT 90 Ndumukong Suh
LG 62 Rob Sims	DT 99 Corey Williams
C 51 Dominic Raiola	RE 93 Kyle Vanden Bosch
RG 66 Stephen Peterman	OLB 54 DeAndre Levy
RT 77 Gosder Cherilus	M LB 95 Stephen Tulloch
TE 87 Brandon Pettigrew, 71	OLB 52 Justin Durant
WR 16 Titus Young (3); 29 Will Heller (5); 8/Tony	LCB 21 Jacob Lacey; 36 Jonte Green (5)
Scheffler (4); 71 Riley Reiff (7)	RCB 23 Chris Houston; 31 Drayton Florence (3)
WR 81 Calvin Johnson	FS 28 Louis Delmas; 32 Don Carey (5)
WR 9 Matthew Stafford/RB	SS 42 Amani Spivey; 39 Ricardo Silva (6)
RB 25 Mikel Leshoure; 30 K. Smith (2)	

Team Stats

	Det	Opp
Total First Downs	382	305
Rushing	84	107
Passing	272	167
Penalty	26	31
3rd Down: Made/Att	97/228	76/208
3rd Down Pct	43	36.5
4th Down: Made/Att	6/15	5/8
4th Down Pct	40.0	62.5
Possession Avg	31:16	28:44
Total Net Yards	6540	5458
Avg Per Game	408.8	341.1
Total Plays	1150	989
Avg Per Play	5.6	3.5
Net Yards Rushing	1613	1889
Avg Per Game	100.8	118.1
Total Rushes	391	420
Net Yards Passing	4927	3569
Avg Per Game	299.2	222.1
Sacked/Yards Lost	29/12	34/27
Gross Yards	5139	3886
4th/Completions	740/445	544/346
Completion Pct	60.1	63.6
Had Intercepted	17	11
Punts/Average	76/41.4	79/45.9
Net Punting Avg	76/36.9	79/40.8
Penalties/Yards	103/944	93/789
Fumbles/Ball Lost	24/16	19/6
Touchdowns	39	48
Rushing	17	13
Passing	22	26
Returns	0	10

Score By Periods

	Q1	Q2	Q3	Q4	OT	Pts
Det	61	105	57	146	3	372
Opp	77	137	59	158	6	437

Scoring

Player	TD	Ru	Rec	PAT	FG	S	Pts
Hanson	0	0	0	0	38/38	32/36	0
Leshoure	9	9	0	0	0	0	54
C. Johnson	0	9	0	0	0	0	30
Stafford	4	4	0	0	0	0	24
T. Young	4	4	0	0	0	0	24
Bel	3	3	0	0	0	0	18
Pettigrew	3	3	0	0	0	0	18
Burleson	2	0	2	0	0	0	14
Broyles	2	0	2	0	0	0	12
K. Smith	2	1	1	0	0	0	12
Durham	1, 6 pts; Heller 1, 6 pts; Robiskie 1, 6 pts; Scheffler 1, 6 pts; Thomas 1, 6 pts; Vanden Bosch (saff), 2 pts						
Team	39	17	22	0	38/38	32/36	1
Opponents	49	13	26	10	46/46	31/41	0
2-Pt Con: Burleson							372
Team: 1-1							437

Sacks: Avril 9.5, Suh 8, Fairley 5.5, Vanden Bosch 3.5, Jackson 2.5, C. Williams 2, J. Green 1, (group) 1, Durant 0.5, Tulloch 0.5

Team: 34

Opponents: 29

FUM/Lost: Logan 6/2, Stafford 6/4, Pettigrew 4/2, C. Johnson 3/3, Leshoure 3/3, Bell 2/2

Rushing	Att	Yds	Avg	Lg	TD
Leshoure	215	798	3.7	16	9
Bel	82	414	5.0	67	3
K. Smith	37	134	3.6	19	1
Stafford	35	126	3.6	11	4
Thomas	6	58	9.7	22	0
Burleson	8	48	6.0	16	0
Logan	3	17	5.7	13	0
T. Young 2-16; K. Williams 2-3; Hill 1-1					
Team	391	1613	4.1	67	17
Opponents	420	1889	4.5	81	13
Receiving	Rec	Yds	Avg	Lg	TD
C. Johnson	122	1964	16.1	153	5
Pettigrew	59	567	9.6	24	3
Bel	52	485	9.3	50	0
Scheffler	42	504	12.0	57	0
T. Young	44	214	4.9	15	0
T. Young	33	383	11.6	46t	4

Burleson	27	240	8.9	26	2
Broyles	22	310	14.1	40	2
Thomas	6	28	5.6	12	1
Heller	17	150	8.8	19	1
K. Smith	10	79	7.9	13	1
K. Durham 8-12S; S. Logan 6-28; B. Robiskie 4-44; K. Williams 2-9; S. Chapas 1-6; M. Stafford 1-3					
Team	146	913	11.5	37	22
Opponents	346	3806	11.0	71	26

Interceptions	Int	Yds	Avg	Lg	TD
Carey	51	253	28	0	0
Houston	2	2	1.0	2	0
Florence 1-29; Silva 1-26; Green 1-18; Lacey 1-10; Coleman 1-0; Delmas 1-0; Levy 1-1					
Team	11	135	12.3	29	0
Opponents	17	475	27.9	102t	4

Punting	Pnt	Yds	Avg	TB	In	Lg	8
Harris	67	2783	41.5	37.6	21	58	0
Graham	6	248	41.3	39.5	0	46	0
Hanson	3	118	39.3	36.0	0	46	0
Team	76	3149	41.4	36.9	1	58	0
Opponents	79	3626	45.9	40.8	5	73	0

Punt Returns	PR	FC	Yds	Avg	Lg	TD
Logan	33	23	300	9.1	48	0
Thomas	1	3	0	0	0	0
A. Smith	1	0	2	2.0	2	0
Team	35	26	302	8.6	48	0
Opponents	33	26	328	9.9	77t	2

Kickoff Returns	KR	Yds	Avg	Lg	TD
Logan	28	597	21.3	40	0
Thomas	1	12	12.0	12	0
Bel	2	54	27.0	30	0
Heller	1	1	1.0	1	0
Reiff	1	10	10.0	10	0
Scheffler	1	7	7.0	7	0
Team	34	681	20.0	40	0
Opponents	52	1213	23.3	105t	2

Field Goals	1-19	20-29	30-39	40-49	50+
Hanson	1	3	10	15	18
Team	1/19	3/33	10/10	15/19	18/23
Opponents	0/0	9/9	8/9	9/13	1/5
Hanson (41,45G) (38G,41G,40N,40G,48G) (47G,53G,33G,26G) (40G,31G) (46G,34G,19G,45G) (0) (47N,42G) (41G) (30G,27G) (46G,47N) (48G,33G,32G,31G) (48G,51N,34G) (41) (34G,38G,20G) (40G) (40G,28G,46G) (36G,46G) (31G,38G,41N,48N,26G) (46G,27G,46N) (28G,32G,45G) (39G,47B,21G) (23G,61N) (0) (48G,23G,23G,33G) (30N,38N,40N) (48G,51N,32G) (0) (46G,51N,41G) (61G) (0) (20G) (33G,43N,40G,28G,20G)					

400, 260, 200)

Passing	Att	Cmp	Yds	Cmp%	Avg	TD	Int	Int%	Lg	Sk/Y	Rtg	
Stafford	727	435	4967	59.8	6.83	20	2.8	17	23.3	57	29/212	79.8
Sh. Hill	13	10	172	76.9	13.23	2	15.4	0	0.0	46t	0/0	157.9
Team	740	445	5139	60.1	6.94	22	2.8	17	23.3	57	29/212	81.5
Opponents	544	346	3806	63.6	7.00	26	4.8	11	2.0	71t	34/237	81.7

Defense	TT	ST	AT	Sk	Sk Y	Int	Int Y	PD	FF	F	Saf
Tulloch, Stephen	112	74	38	0	4.5	0	0	6	0	2	0
Durant, Justin	103	82	21	0	3	0	0	0	0	0	0
Levy, DeAndre	81	56	25	0.0	0.0	1	-1	3	0	1	0
Houston, Chris	56	45	11	0.0	0.0	2	2	1	2	0	0
Coleman, Erik	45	30	15	0.0	0.0	1	1	3	0	0	0
Delmas, Louis	38	28	10	0.0	0.0	1	0	1	0	0	0
Silva, Ricardo	37	28	9	0.0	0.0	1	26	3	0	1	0
Vanden Bosch, Kyle	36	28	8	3.5	17.0	0	0	1	0	0	1
Lacey, Jacob	35	28	6	0.0	0.0	1	4	0	0	0	0
Fairley, Nick	35	28	7	5.5	18.0	0	1	2	0	0	0
Avril, Cliff	35	28	7	9.5	61.0	0	1	2	0	0	0
Suh, Ndumukong	34	24	10	8.0	67.0	0	2	0	0	0	0
Green, Jonte	29	23	6	1.0	2.0	1	18	0	0	0	0
Carey, Don	27	19	8	0.0	2	5	5	0	0	0	0
Jackson, Lawrence	20	11	9	25	18.0	0	0	1	0	0	0
Florence, Drayton	19	17	2	0.0	0.0	1	29	7	0	0	0
Wendling, John	19	14	5	0.0	0.0	0	0	0	0	0	0
Spivey, Amani	18	15	3	0.0	0.0	0	0	0	0	0	0
Bentley, Bill	15	13	2	0.0	0.0	0	0	0	0	0	0
Hill, Sammie	15	9	6	0.0	0.0	0	0	3	0	0	0
Young, Willie	11	7	4	0.0	0.0	0	0	1	0	0	0
Palmer, Ashlee	10	9	1	0.0	0.0	0	0	0	0	0	0
Bartell, Ron	9	6	3	0.0	0.0	0	0	1	0	0	0
Williams, Corey	9	5	4	2.0	18.0	0	0	0	1	0	0
Smith, Alphonso	8	7	1	0.0	0.0	0	0	2	0	0	0
Fluellen, Andre	6	1	5	0.0	0.0	0	0	0	0	0	0
Lee, Pat	4	2	2	0.0	0.0	0	0	0	0	0	0
Johnson, Tyrrell	3	2	1	0.0	0.0	0	0	0	0	0	0
Lewis, Travis	1	1	0	0.0	0.0	0	0	0	0	0	0
Team	0	0	0	0.0	0.0	0	0	0	0	0	0
Totals	870	641	229	34	237	11	135	63	12	5	1
Opponent	946	710	236	28	199	17	427	105	12	13	0

Totals		876					641					229					38					137					115					133					63					9					5					1					0				
Opponent		946					710					236					28					237					17					427					105					12					5					3					0				
NFL Standings																																																													
NFC North		W	L	T	Pct	PF	PA	AFC East																							W	L	T	Pct	PF	PA																									
Green Bay		11	5	0	0.688	433	336	New England																							12	4	0	0.75	557	331																									
Minnesota		10	6	0	0.625	379	348	Miami																							10	6	0	0.625	391	320																									
Chicago		10	6	0	0.625	375	277	New York Jets																							6	10	0	0.375	281	375																									
DETROIT		4	12	0	0.25	372	444	Buffalo																							6	10	0	0.375	344	435																									
NFC East		W	L	T	Pct	PF	PA	AFC North																							W	L	T	Pct	PF	PA																									
Washington		10	6	0	0.625	436	388	Baltimore																							10	6	0	0.625	398	344																									
New York Giants		9	7	0	0.563	429	346	Cincinnati																							10	6	0	0.625	391	320																									
Dallas		8	8	0	0.5	376	400	Pittsburgh																							8	8	0	0.5	336	314																									
Philadelphia		4	12	0	0.25	280	444	Cleveland																							5	11	0	0.313	302	368																									
NFC South		W	L	T	Pct	PF	PA	AFC South																							W	L	T	Pct	PF	PA																									
Atlanta		13	3	0	0.813	419	299	Houston																							12	4	0	0.75	416	331																									
Carolina		7	9	0	0.438	357	363	Indianapolis																							11	5	0	0.688	357	387																									
New Orleans		7	9	0	0.438	461	454	Tennessee																							6	10	0	0.375	330	471																									
Tampa Bay		7	9	0	0.438	389	394	Jacksonville																							2	14	0	0.125	255	463																									
NFC West		W	L	T	Pct	PF	PA	AFC West																							W	L	T	Pct	PF	PA																									
San Francisco		11	4	1	0.719	397	277	San Francisco																							13	3	0	0.813	481	289																									
Seattle		11	5	0	0.688	412	245	San Diego																							7	9	0	0.438	350	350																									
St. Louis		7	8	1	0.469	299	399	Oakland																							4	12	0	0.25	290	443																									
Arizona		7	9	0	0.438	350	359	Kansas City																							12	4	0	0.75	416	331																									
Denver		24	10	0	0.706	479	344	Denver																							12	4	0	0.75	416	331																									
defeated Seattle 24-20 in AFC wild card playoffs. SF defeated Atlanta 28-24 for NFC title. Houston defeated Cincinnati, 19-13 and Baltimore defeated Indianapolis in AFC wild card. Baltimore defeated Denver, 38-35 and NE defeated Houston, 41-28 in AFC championship. Seattle defeated San Francisco, 24-14 in AFC wild card. SF defeated Oakland, 31-14 in AFC championship.																																																													

2012 DETROIT LIONS

HISTORY BOOK





A BRIEF HISTORY OF THE LIONS

Detroit welcomed the Lions in 1934, but it was not the area's first look at professional football. In 1920, the Detroit *Heralds* were a charter member of the American Professional Football Association, which was the original name of the present NFL, but the club folded after two years. The Detroit Panthers appeared in 1925, but also folded after two seasons. In 1928, the Detroit Wolverines were formed, but they failed after just one year.

In 1930, the then-10-year-old National Football League added a franchise from Portsmouth, Ohio, called the Spartans. After four seasons, the team was purchased for \$7,952.08 by a group headed by Detroit radio executive George A. Richards and moved to the Motor City.

Playing in the University of Detroit Stadium before crowds that averaged 16,000, the new Detroit Lions won the NFL Championship in only their second year (1935). Under the leadership of Coach "Potsy" Clark and stars like Hall of Famer "Dutch" Clark, Ernie Caddel, George Christensen, "Ace" Gutowsky, Glenn Presnell and "Ox" Emerson, the early Lions established pro football in Detroit.

In 1940, Chicagoan Fred Mandel bought the club. Lions' stars of that era included Hall of Famers Bill Dudley and Alex Wojciechowicz, John Green, Byron "Whizzer" White, Frank Sinkwich and "Camp" Wilson. The team was sold eight years later to a group of local businessmen under the leadership of Edwin J. Anderson. The Detroit syndicate controlled the club until 1964, when William Clay Ford became the sole owner for a price of \$4.5 million.

The Lions dominated the NFL in the 1950s with four division titles and three league championships. Under the direction of head coach Buddy Parker, the team won back-to-back world crowns in 1952-53, defeating Cleveland on both occasions. Stars of those powerful teams were Hall of Famers Bobby Layne, Jack Christensen, Doak Walker and Lou Creekmur, as well as Les Bingaman, Cloyce Box, Leon Hart and Bob Hoernschmeyer. The Detroit-Cleveland battles of the era were classic confrontations between two giants of the blossoming NFL.

Since their last title in 1957 under the coaching of George Wilson, the Lions have continued searching for the league's top spot. Such performers as Joe Schmidt, Yale Lary, Dick "Night Train" Lane, John Henry Johnson and Lem Barney have been elected to the Hall of Fame. Outstanding players such as Wayne Walker, Mike Lucci, Nick Pietrosante, Roger Brown, Terry Barr, Mel Farr, Charlie Sanders, Dexter Bussey, Billy Sims and Doug English have also taken their places in the annals of pro football in Detroit.

In 1967, Schmidt began the first of six seasons as head coach of the Lions. His 1970 team made the playoffs, (first postseason trip since '57) but lost in the first round to Dallas by the baseball-like score of 5-0.

Prior to the 1975 season, the Lions moved into a new, domed stadium in Pontiac, Mich., a suburb located 30 miles north of Detroit. The Silverdome was, at one time, the world's largest air-supported domed structure and seated over 80,000 spectators under a fiberglass roof.

Monte Clark took control of all football operations as head coach in 1978. Under Clark's direction, the Lions narrowly missed playoff berths in 1980-81, before qualifying in 1982 — the Lions' first playoff appearance since 1970. Detroit captured the NFC Central Division crown in 1983, but stumbled in the first round of the playoffs with a 24-23 loss at San Francisco.

Darryl Rogers took over for Clark in 1985 but was replaced on an interim basis by his defensive coordinator Wayne Fontes in November 1988 after Rogers' teams had posted a combined 18-40 record. Fontes was officially named the franchise's 18th head coach on December 22, 1988.

The Lions "Restored the Roar" in 1991, winning a franchise-record 12 regular season games. Riding a tide of emotion after guard Mike Utley's paralyzing neck injury, Detroit defeated Dallas, 38-6, in the Lions' first Silverdome playoff contest. The victory gave the Lions a berth in the NFC Championship Game, where Detroit fell to the eventual Super Bowl Champion Washington Redskins.

The Lions finished 10-6 in 1993 en route to capturing the NFC Central Division title, and earned a Wild Card playoff bid in 1994. The 1995 Lions featured the NFL's top-rated offense and won their final seven games to earn a third straight playoff berth. Herman Moore set an NFL record with 123 catches, and he and Brett Perriman became the first teammates to each total over 100 catches in the same season. The receiver tandem also set the NFL record for most receiving yards in a season. Quarterback Scott Mitchell set team passing records for yards (4,338), completions (346) and touchdowns (32).

In 1996, running back Barry Sanders captured his third NFL rushing title with a dramatic 175-yard outburst on the final Monday night of the season in San Francisco. The Lions, however, finished a disappointing 5-11

in '96 and following the season, Fontes was replaced as head coach by former San Diego Chargers' head coach, Bobby Ross. Fontes, who was the head coach for more than eight full seasons, finished his career as the team's all-time leader among head coaches in both wins (67) and games coached (138).

Ross was named the 19th head coach in team history January 13, 1997, and led the club back to the playoffs in his inaugural year at the helm with a 9-7 record. That season, Sanders, who was inducted into the Hall of Fame in August 2004, continued his storybook career by becoming only the third player in league history to record 2,000 yards rushing in a single-season (2,053) and he reeled off an NFL record 14 consecutive 100-yard outings to finish the season.

The Lions closed out the 1990s reaching the playoffs for the sixth time in the 10-year span, which is a franchise record for playoff appearances during a decade. Detroit's playoff berth in 1999 marked the second time in Ross' first three years as head coach that he led the Lions into the postseason. The last Lions' head coach to accomplish that feat was Buddy Parker in 1952-53 during his second and third seasons at the helm.

After playing nine games into the 2000 season and compiling a 5-4 record, Ross abruptly resigned as head coach November 6 and was immediately replaced by Gary Moeller. Moeller guided the team to a 4-3 record over the last seven games, but narrowly missed the playoffs with a loss to the Chicago Bears in the season finale. Following the season, William Clay Ford named Matt Millen president and CEO, and he assumed control over team operations. On January 25, 2001 Gary Moeller was replaced as head coach by former San Francisco 49ers offensive coordinator Marty Mornhinweg.

On April 1, 2002, Detroit relocated the team's day-to-day operations into the new \$36 million Headquarters and Training Facility in Allen Park. The new complex features outdoor and indoor practice fields, spacious training and meeting rooms and even the team's own broadcast studio.

A new era in Lions' history dawned as Ford Field, the team's \$500 million downtown Detroit stadium, opened its doors in August 2002. The 65,000-seat stadium sparked as its retro and innovative features glistered in the national spotlight as the premiere sports and entertainment complex. The Lions played the first game at Ford Field August 24, 2002 in a preseason tilt against the Pittsburgh Steelers. The inaugural regular season game was played between the Lions and the Green Bay Packers September 22, 2002.

In January 2003, Mornhinweg was fired after two seasons and former San Francisco 49ers Head Coach Steve Mariucci was tabbed the new Lions' head coach February 4.

For the first time since the Lions placed the Leaping Lion logo on the players' helmets in 1961, Detroit announced a major addition to the team's uniform on April 23, 2003. The Lions' classic uniform was enhanced with black trim on the logo, jerseys and pants, along with black shoes and black facemasks. In April 2005, the team introduced an alternate black jersey that would be worn through 2007.

On November 28, 2005, Steve Mariucci was relieved of his duties as head coach and defensive coordinator Dick Jauron was named interim head coach for the remaining five games.

In 2006, the Lions hired Rod Marinelli as the team's 24th head coach, a position he would hold through 2008.

In 2008, the Lions commemorated the franchise's 75th season in Detroit. Just a handful of NFL teams have been around as long as the Lions, a franchise that spans several generations of fans over the years. Detroit has called three different stadiums home with nearly 1,400 players seeing action on a given game day and numerous coaches strolling the sideline. That history is rich with great players who have donned the uniform -- the Lions are one of only nine teams to have at least 18 Pro Football Hall of Fame players don their respective uniforms -- and with traditions like the "Honolulu Blue and Silver", the leaping Lion logo, the "Roaring 20's" and the team's annual Thanksgiving Tradition.

With 78 years now in the rear-view mirror, Detroit is surging ahead in a new era of Lions football. In 2009, for the first time in team history, the team entered the season with a new president, Tom Lewand, a new general manager, Martin Mayhew, and a new head coach, Jim Schwartz, hired January 16, 2009. Together, they have been the driving force for the team's success on and off the field. In that same year, the Lions introduced a new logo and new



brand, along with new team uniforms that features the first significant change to the Lions logo since it was introduced in 1961.

As Coach Schwartz labeled the 2011 season upon its conclusion, it was not a great year but an important one. Perhaps most notably, 2011 will be remembered for the "comeback" as the Lions returned to the playoffs for the first time since 1999 and set NFL records with four comeback wins of 13+ points, three comeback wins of 17+ points and two back-to-back 20+-point comeback wins. The Lions set several

team records, including points (474) and yards (6,337), as well as individual records. Perhaps the two biggest stars leading the Lions in 2011 were QB Matthew Stafford, named AP Comeback Player of the Year, and All-Pro WR Calvin Johnson.

In 2012, the Lions returned most of its starters and looked to build upon the last year's success.

SIGNIFICANT DATES IN LIONS HISTORY

June 30, 1934	George A. Richards heads group that purchases Portsmouth (Ohio) Spartans for \$7,952.08 and moves team to Detroit.	Feb. 6, 1985	Darryl Rogers named head coach after a successful 20-year college coaching career.
Sept. 23, 1934	Lions play first NFL game, beat New York Giants 9-0 at University of Detroit Stadium before 12,000.	Nov. 13, 1988	Darryl Rogers released from his duties as head coach.
Nov. 25, 1934	Lions suffer first defeat, 3-0 to Green Bay, after winning 10 straight games, including seven consecutive shutouts.	Nov. 14, 1988	Defensive coordinator Wayne Fontes named interim head coach.
Nov. 29, 1934	Lions play first of traditional Thanksgiving Day home games, losing to the Bears, 19-16, before 26,000.	Dec. 22, 1988	Fontes named head coach.
Dec. 9, 1935	Lions defeat New York Giants, 26-7, for first Championship.	Dec. 26, 1989	General Manager Russ Thomas retires.
Sept. 9, 1938	Detroit defeats Pittsburgh, 16-7, in the first game played at the Lions' new home, Briggs (later renamed Tiger) Stadium.	Dec. 27, 1989	Chuck Schmidt is named Executive Vice-President and Chief Operating Officer.
Nov. 24, 1940	Finishing the season with 514 yards, Byron "Whizzer" White becomes the first Lion to claim the NFL rushing title.	Nov. 17, 1991	Guard Mike Utley suffers paralyzing neck injury in Detroit's 21-10 win over the Rams. His "Thumbs Up" sign as he was carried from the field inspires his teammates to win their next six games.
Feb. 10, 1943	Gus Dorais named head coach of Lions, after a successful tenure at the University of Detroit.	Dec. 22, 1991	Lions finish regular season with 12 wins (most in franchise history) and claim the NFC Central Championship, Detroit's first division title since 1983.
Jan. 15, 1948	Syndicate headed by Edwin J. Anderson purchases Detroit franchise for \$165,000 and names "Bo" McMillin general manager and head coach.	Jan. 5, 1992	Lions host first playoff game in the Silverdome and first home-playoff game since 1957. Detroit defeats Dallas, 38-6, for the team's first playoff win since 1957.
Dec. 2, 1949	Anderson elected president of Lions.	Jan. 12, 1992	Lions make their first appearance in NFC Championship Game, losing to the Redskins, 41-10, in Washington.
Dec. 20, 1950	"Buddy" Parker succeeds McMillin as head coach.	Nov. 22, 1992	Barry Sanders becomes the Lions' all-time leading rusher, surpassing Billy Sims' record of 5,106 career yards.
Dec. 21, 1952	Lions defeat Los Angeles Rams, 31-21, for NFL's National Conference title.	Jan. 2, 1994	Lions clinch NFC Central Division championship for the second time in three years with a 30-20 victory over Green Bay in the Silverdome.
Dec. 28, 1952	Lions win first championship since 1935 with a 17-7 victory over the Browns in Cleveland before 50,934.	Oct. 23, 1994	Mel Gray becomes the all-time NFL leader in kickoff return yards.
Dec. 27, 1953	Detroit wins second straight championship with a 17-16 decision over Cleveland in Detroit before 54,577.	Nov. 13, 1994	Barry Sanders runs for a club-record 237 yards on 26 carries in Detroit's 14-9 win over Tampa Bay at the Silverdome. He would finish the season with a then-Lions' record of 1,883 yards.
Aug. 12, 1957	Parker resigns suddenly as head coach and assistant coach George Wilson succeeds him the next day.	Dec. 31, 1994	In Detroit's third playoff appearance in four seasons, the Lions drop a 16-12 Wild Card contest at Green Bay.
Dec. 28, 1957	Detroit claims fourth championship on 59-14 victory over Cleveland before 55,263 in Detroit.	Feb. 15, 1995	William Clay Ford, Jr. named Lions Vice-Chairman.
Jan. 23, 1961	William Clay Ford elected president of Lions.	Dec. 10, 1995	Quarterback Scott Mitchell breaks Bobby Layne's 44-year-old club record for most touchdown passes in a season (26). Mitchell ends the year with 32 touchdowns passes.
Sept. 7, 1963	Former Lions' great Earl "Dutch" Clark becomes a charter member of the new Professional Football Hall of Fame.	Dec. 17, 1995	Receivers Herman Moore and Brett Perriman set NFL record for most catches and receiving yards by teammates in a season.
Jan. 10, 1964	William Clay Ford takes over as Lions' sole owner after purchasing franchise for \$4.5 million.	Dec. 23, 1995	Herman Moore sets NFL record with 123 catches in a season.
Jan. 7, 1965	Harry Gilmer appointed head coach, replacing George Wilson.	Dec. 30, 1995	The Lions play in their third straight wild card playoff game, losing 58-37 at Philadelphia.
Mar. 10, 1966	After 13 seasons, Joe Schmidt retires to become Lions' linebacker coach.	July 27, 1996	Former lineman Lou Creekmur is enshrined in the Pro Football Hall of Fame.
Jan. 11, 1967	Schmidt named Lions' head coach, succeeding Gilmer.	Dec. 26, 1996	Wayne Fontes and his coaching staff are dismissed.
Dec. 26, 1970	Lions edged by Dallas, 5-0, in first playoff game since 1957.	Jan. 13, 1997	Bobby Ross named head coach.
Oct. 24, 1971	Wide receiver Chuck Hughes dies on field during game after suffering a heart attack.	Dec. 21, 1997	Barry Sanders becomes only the third player in league history to rush for over 2,000 yards in a season. He rushes for 184 yards in the final game to push his season total to 2,053 yards, the second-highest seasonal tally in NFL history.
Dec. 17, 1972	Linebacker Wayne Walker plays in his Detroit-record 200th game with the Lions, a 34-17 win against the Los Angeles Rams.	Dec. 28, 1997	The Lions play their fourth playoff game in five years, losing a wild card contest at Tampa Bay, 20-10.
Jan. 12, 1973	Schmidt resigns as head coach.	Dec. 20, 1998	Herman Moore becomes the fastest player in NFL history to record 600 career receptions.
Jan. 26, 1973	Don McCafferty named Lions' head coach.	July 28, 1999	Barry Sanders announces his retirement from the NFL one day prior to the opening of training camp.
July 28, 1973	Joe Schmidt, former Lions linebacker and head coach, is enshrined in the Pro Football Hall of Fame.	Nov. 16, 1999	Lions host groundbreaking ceremony "From the Ground Up" at the Old Hudson's Warehouse building in downtown Detroit to unveil renderings and officially announce the name of their new stadium, Ford Field.
Aug. 28, 1974	McCafferty dies of heart attack.		Lions reach the playoffs for the second time in
July 3, 1974	Rick Forzano named Lions' head coach.		
Aug. 23, 1975	Lions play the first game in their new home, Pontiac Metropolitan Stadium (later renamed Pontiac Silverdome).		
Oct. 4, 1976	Forzano resigns as head coach.		
Oct. 5, 1976	Tommy Hudspeth named interim head coach.		
Feb. 9, 1977	Hudspeth named head coach.		
Jan. 11, 1978	Monte Clark named head coach and director of football operations.		
Apr. 29, 1980	Lions choose Oklahoma's Billy Sims with the first overall pick in the NFL draft.		
Jan. 8, 1983	Detroit qualifies for first playoff appearance in 12 seasons, but loses 31-7, at Washington. The Redskins went on to win Super Bowl XVII.		
Dec. 31, 1983	After claiming club's first NFC Central title, a last-second field goal attempt fails as Detroit drops a 24-23 playoff game at San Francisco.		
Dec. 19, 1984	Monte Clark and his coaching staff are released.		



Nov. 6, 2000	three years under Bobby Ross, losing a wild card contest at Washington 27-13.
Jan. 9, 2001	Bobby Ross resigns as head coach following nine games and Gary Moeller is named Head Coach. Matt Millen is hired as President and CEO and assumes control of team operations. Chuck Schmidt resigns as Executive Vice President and Chief Operating Officer.
Jan. 24, 2001	Gary Moeller and his coaching staff are dismissed. Marty Mornhinweg is named head coach.
Jan. 25, 2001	Lions defeat the Dallas Cowboys 15-10 in their final game played at the Pontiac Silverdome.
Jan. 6, 2002	Lions' front office moves from the Silverdome to the team's new Headquarters and Training Facility in Allen Park.
April 1, 2002	Lions play first game at Ford Field, dropping an exhibition contest 34-22 to the Pittsburgh Steelers. Inaugural game at Ford Field is played as the Lions fall to the Green Bay Packers 37-31.
Aug. 24, 2002	Lions host New England Patriots at Ford Field in first Thanksgiving Day game played in downtown Detroit since 1974.
Sept. 22, 2002	Marty Mornhinweg is dismissed as head coach. Steve Mariucci named head coach.
Nov. 28, 2002	Lions introduce first major addition to the team's classic uniform since the Leaping Lion logo was placed on the helmet in 1961. The new uniform now features black trim on the helmet, jerseys and pants, black shoes and black facemasks.
Jan. 28, 2003	Lions defeat the Arizona Cardinals 42-24 at Ford Field in Head Coach Steve Mariucci's Detroit debut.
Feb. 4, 2003	Barry Sanders selected as a member of the Pro Football Hall of Fame Class of 2004.
April 24, 2003	Barry Sanders officially enshrined in the Pro Football Hall of Fame in a ceremony held in Canton, Ohio. Jason Hanson plays in his 201st career game as a Lion, and breaks Wayne Walker's all-time franchise record for career games played.
Sept. 7, 2003	Steve Mariucci is dismissed as head coach and defensive coordinator Dick Jauron is named interim head coach.
Jan. 31, 2004	Rod Marinelli is named head coach.
Aug. 7, 2004	Jon Kitna becomes second quarterback in team history to throw for 4,000 yards in a single season.
Nov. 7, 2004	Charlie Sanders is selected as a member of the Pro Football Hall of Fame Class of 2007.
Nov. 28, 2005	Charlie Sanders is officially enshrined in the Pro Football Hall of Fame in a ceremony held in Canton, Ohio.
Jan. 19, 2006	Jon Kitna reaches 4,068 passing yards on the season becoming the first quarterback in team history to record back-to-back 4,000-yards seasons and the first to do it twice in their career as a Lions passer.
Dec. 31, 2006	Matt Millen is dismissed as President and CEO. Team honors 75th Season All-Time team, 36 of the greatest players in team history, during weekend
Feb. 3, 2007	
Aug. 4, 2007	
Dec. 30, 2007	
Sept. 24, 2008	
Nov. 9, 2008	

Dec. 14, 2008	activities. Jason Hanson connects on 51-yard field goal at Indianapolis to set NFL record for most 50-yard field goals in a career.
Dec. 29, 2008	Tom Lewand is named President and Martin Mayhew is named General Manager.
Jan. 16, 2009	Jim Schwartz named head coach.
Apr. 20, 2009	President Tom Lewand introduces the team's new comprehensive brand that includes a new Lions logo, logotype and new proprietary font. Along with the new brand, the Lions unveiled new home and road uniforms.
Apr. 25, 2009	Lions select Georgia QB Matthew Stafford with the first overall pick in the NFL Draft.
Feb. 6, 2010	Dick LeBeau is selected as a member of the Pro Football Hall of Fame Class of 2010. LeBeau becomes the 18th player in Lions history elected for the Hall of Fame.
Feb. 4, 2011	Rookie DT Ndamukong Suh named AP Defensive Rookie of the Year. Suh was also named All-Pro and voted as a starter in the Pro Bowl.
Sept. 19, 2011	K Jason Hanson played in his 297th career games and set a new NFL record for the most games played with one team.
Oct. 10, 2012	In front of the largest Lions crowd in Ford Field history (67,861) and an ESPN MNF audience, the Lions defeated Chicago 24-13 to extend its win streak to nine games, the second longest in team history. The win gave Detroit its first 5-0 start since 1954.
Dec. 5, 2011	T Jeff Backus started his 172nd consecutive game and set a new franchise record for consecutive starts, surpassing Hall of Fame CB Dick LeBeau.
Dec. 18, 2011	K Jason Hanson became the sixth player in NFL history to reach 2,000 career points, and the first to do so with one team.
Dec. 24, 2012	By defeating the San Diego Chargers 38-10 at Ford Field, the Lions earned the team's first playoff berth for the first time since 1999.
Jan. 1, 2012	QB Matthew Stafford finished the season setting new single-season franchise passing records, including yards (5,038), touchdowns passes (41), completions (421) and passer rating (97.2), and he became the fourth player in NFL history with 5,000 passing yards. Stafford also set a team record with 520 passing yards in the season finale at Green Bay. WR Calvin Johnson set a new team record for touchdown receptions (16) in a season.
Feb. 4, 2012	QB Matthew Stafford named the AP NFL Comeback Player of the Year.
Dec. 22, 2012	WR Calvin Johnson broke both the NFL and Lions' single-season receiving yards record on a special Saturday night ESPN MNF broadcast. With 225 recorded yards against the Atlanta Falcons, Johnson also set a record for most consecutive 100+ yard games in NFL history with eight.

NAMING THE LIONS

When the team moved to Detroit from Portsmouth, Ohio in 1934, the organization settled on the name that would be uttered in Detroit and all around the league to this very day. After deciding to be known as the Lions, (staying consistent with the jungle cat image of the city's baseball team, the Tigers) two Lion cubs were given to the team by John Millen of the Detroit Zoo. Their names were "Grid" and "Iron." They accompanied the team to all of their games.

- The previous Detroit professional football teams were known as the Heralds, Panthers and the Wolverines.

HOMES OF THE DETROIT LIONS

In 2002, the Lions moved into their current home, Ford Field, in downtown Detroit. It marked the team's return to the city for the first time since 1974.

STADIUM	YEARS
Spartan Stadium (Portsmouth, Ohio).....	1930-33
University of Detroit Stadium	1934-37
Briggs Stadium (later named Tiger Stadium).....	1938-74
Pontiac Silverdome.....	1975-01
Ford Field	2002-

LIONS TALES GRIDIRON HEROES

As the new pro football franchise took root in Detroit, owner G.A. Richards called for an original fight song to be written for the Lions. In the late 1930s, Wayne State University director of bands Graham T. Overgard, who was also the Lions' director of entertainment, penned the lyrics and music for "**Gridiron Heroes-The Victory Song of the Detroit Lions.**"

- "**Gridiron Heroes**" has become one of the NFL's oldest and most popular songs today, and it is still played after each Lions' score.

*(Verse) Hail the colors Blue and Silver let them wave.
 Sing the song and cheer the Gridiron Heroes brave,
 Fighting for fame, winning the game.
 Dashing to victory as they go.
 (Chorus) Forward down the field,
 A charging team that will not yield.
 And when the Blue and Silver wave,
 Stand and cheer the brave.
 Rah, Rah, Rah!
 Go hard win the game.
 With honor you will keep your fame
 Down the field and gain, A Lion victory!*



PAPER LION

Filming of the George Plimpton book, "Paper Lion," began in early 1968. Alan Alda starred as Plimpton, the Sports Illustrated feature writer who masqueraded as a quarterback with the Lions during training camp. The world premier was held Thursday, Oct. 3, 1968, at the Adams Theatre. The film introduced Lauren Hutton to the silver screen, and featured actual members of the Detroit Lions, including coach Joe Schmidt, Alex Karras, John Gordy, Mike Lucci, Pat Studstill and Roger Brown.

- The 2003 season marked the 40th anniversary of George Plimpton's visit to Lions' training camp when he began writing the original script for his book. Last year was also the 35th anniversary of the "Paper Lion" movie release.
- The Detroit Lions reunited most of the cast in 2003 with a "Paper Lion" reunion that was held in Sept.. Forty players, including Plimpton and Karras, rekindled friendships that formed during their experience together in the 1960s.
- The reunion turned out to be the final chapter of Plimpton's life as he passed away days later (September 26, 2003) at the age of 76.

IN MEMORIAM

Several members of the Detroit Lions served in World War II and made the ultimate sacrifice for their country in the fight against fascism.

- Lt. **Charles Behan** was killed by Japanese machine gun fire on Okinawa, May 18, 1945.
- Sgt. **Alex Ketzko** was killed in France with Patch's Seventh Army, Dec. 23, 1944.
- Lt. **Chet Wetterlund** was killed flying a Navy Hellcat on night patrol along the New Jersey coast, Sept. 5, 1944.

DECADE OF DOMINANCE

Only a handful of great teams over the years in the NFL can claim the title of *dynasty*. One of those great teams was the Detroit Lions in the 1950s when the franchise captured world championships three times in a six-year span. Winning three championships in six years has occurred only nine times by eight different teams in the history of the NFL.

- Detroit won back-to-back titles in 1952 and 1953 and became the third team since the beginning of NFL Championship games in 1933 to win championships in consecutive years.
- Overall since '33, back-to-back titles has occurred just 15 times. Including 1954, the Lions appeared in the NFL title game four times in a six-year period. Above are images of the game program covers from the team's championship seasons in the 1950s.

DEEP IN THE HEART OF TEXAS

The Detroit Lions have a deep history of outstanding players who have Texas roots. Five players on the Lions' All-Time Team played college football in the Lone Star State, including: QB **Bobby Layne** (Texas), S **Yale Lary** (Texas A&M), RB **Doak Walker** (Southern Methodist), G **Harley Sewell** (Texas) and DT **Doug English** (Texas). Layne, Lary and Walker are all members of the Pro Football Hall of Fame.

- Joining those stars on the franchise's All-Time Team are Texas prepsters CB Dick "Night Train" Lane (Austin), who is also a member of the Pro Football Hall of Fame, and RB Billy Sims (Hooks).
- Layne, Lane, Lary and Walker are all members of the *Pride of the Lions* charter class.

Texas roots go back even deeper with Layne and Walker who grew up only a few blocks apart in Dallas, Texas, and were friends as children. Both players started in the backfield at Highland Park High School in 1943. After stints in the military during World War II, Layne went to Texas University while Walker played for rival Southern Methodist University. The two were reunited when they joined the Lions in 1950.

- That connection has been revisited with the Lions drafting QB Matthew Stafford with the first overall pick in the 2009 NFL Draft. Stafford also is from Highland Park, Texas and went to the same high school as Layne and Walker.
- He was joined in the first round of 2009 NFL Draft by another Texas prep star when the Lions drafted TE Brandon Pettigrew who is from Tyler, Texas.

The Lions' current roster with connections to the Lone Star State:

- **Texas Tech:** C Dylan Gandy (Harlingen)
- **Texas A&M:** LS Don Muhlbach (Lufkin), CB Lionel Smith (Bellaire)
- **Texas A&M Kingsville:** Jimmy Saddler-McQueen (Houston)
- **Houston:** WR Patrick Edwards (Heame)
- **Others Texas prepsters (High School hometown):** T Jason Fox (Fort Worth), CB Chris Houston (Austin), CB Jacob Lacey (Garland), LB Travis Lewis (San Antonio), TE Brandon Pettigrew (Tyler), QB Matthew Stafford (Highland Park), WR Mike Thomas (De Sota)

THE ORIGINAL DETROIT LIONS OFFICES

Where were the first offices of the Detroit Lions located? Shortly after the club's move from Portsmouth, Ohio, Lions owner G.A. Richards, who also owned radio station WJR, set up Head Coach George "Potsy" Clark with a temporary office in room 2107 of the Fisher Building, in downtown Detroit.

- Since 2002, the Lions have operated out of the team's headquarters in Allen Park, with portions of the organization's business operations housed in the old Hudson's warehouse portion of Ford Field.

LIONS TRAINING CAMP LOCATIONS

Since their first training camp in 1934, the Lions have trained at 10 different sites during the preseason.

SITE	YEARS	CITY
Cranbrook	1934-41	Bloomfield Hills
Charlevoix	1942	Charlevoix
West Shore Golf Club	1943-44	Grosse Ile
Assumption College	1945	Windsor, Ontario, CA
Alma College	1946-48	Alma
Michigan State Normal College	1949-1956	Ypsilanti
Cranbrook	1957-74	Bloomfield Hills
Oakland University	1975-89	Rochester
Pontiac Silverdome	1990-96	Pontiac
Saginaw Valley State University	1997-01	Saginaw
Lions Practice Facility	2002-	Allen Park

LONGEST TENURED COACHES

Lions Defensive Assistant **Don Clemons** retired in February 2012 after serving 27 seasons on the Lions coaching staff, the most by any coach in franchise history. Clemons has served at least 10 years more than any coach who has ever worked for the Lions.

COACH	YEARS	SEASONS
Clemons, Don	1985-11	27
Forte, Aldo	1950-1965	16
Wilson, George	1949-1964	16
Doll, Don	1963-64, 78-88	13
Fontes, Wayne	1985-96	12
Hill, Bert	1990-00	11
Arapoff, Jason	2001-	11
Priefer, Chuck	1997-06	10
Kwan, Stan	1997-00, 04-09	10

LIONS THANKSGIVING DAY TRADITION



It was, legend says, a typically colorful, probably chilly, November day in 1622 that Pilgrims and Native Americans celebrated the new world's bounty with a sumptuous feast.

They sat together at Plymouth Plantation (they spelled it Plimouth) in Massachusetts, gave thanks for the goodness set before them, then dined on pumpkin pie, sweet potatoes, maize, cranberry sauce, turkey and who knows what else.

Actually, fish was just as predominant a staple. And history books say pumpkin pie really debuted a year later. But regardless of the accuracy of the details, that's how Thanksgiving Day is seen by Americans -- except Detroiters.

They may have most of the same images as everyone else, but with a new twist that began in 1934.

That's when Detroiters and their outstate Michigan compatriots found themselves at the dawn of an unplanned behavior modification, courtesy of George A. "Dick" Richards, owner of the city's new entry in the National Football League: The Detroit Lions.

Larry Paladino, Lions Pride, 1993

Four generations of Detroiters have been a proud part of the American celebration of Thanksgiving. The relationship between Detroit and Thanksgiving dates back to 1934 when owner G.A. Richards scheduled a holiday contest between his first-year Lions and the Chicago Bears. Some 77 years later, fans throughout the State of Michigan have transformed an annual holiday event into the single greatest tradition in the history of American professional team sports. Indeed, if **football** is America's passion, **Thanksgiving football** is Detroit's passion.

The game was the brainchild of Richards, the first owner of the Detroit Lions. Richards had purchased the team in 1934 and moved the club from Portsmouth, Ohio to the Motor City. The Lions were the new kids in town and had taken a backseat to the baseball Tigers. Despite the fact the Lions had lost only one game prior to Thanksgiving in 1934, the season's largest crowd had been just 15,000.

The opponent that day in 1934 was the undefeated, defending World Champion Chicago Bears of George Halas. The game would determine the champion of the Western Division. Richards had convinced the NBC Radio Network to carry the game coast-to-coast (94 stations) and additionally, an estimated 26,000 fans jammed into the University of Detroit Stadium while thousands more disappointed fans were turned away.

In 2009, the Lions Thanksgiving Day game against Green Bay marked the NFL's 75th anniversary of the first NFL national game broadcast. Graham McNamee was the announcer for NBC Radio for that historic game in 1934.

Despite two Ace Gutowosky touchdowns, the Bears won the inaugural game 19-16, but a classic was born. Since 1934, 73 games have been played with the Lions holding a 33-38-2 (.434) record in the series. And each game, in its own way, continues to bring back memories of Thanksgiving, not only to Lions fans, but to football fans across the nation.

The Lions' 73rd Thanksgiving Day Classic (11/22, 12:30 p.m.; CBS) featured the Lions hosting the Houston Texans, who won the AFC South division last season. This year's game marks the first time the Lions will play the Texans on Thanksgiving and the third time in the series. The teams had split the first two games with each home team claiming victories.

THANKSGIVING DAY FACTS

- The series began with a 19-16 loss to the Chicago Bears on November 29, 1934.
- A total of 73 games have been played with the Lions owning a 33-38-2 record in the annual holiday classic.
- More than 4 million fans have witnessed the Lions' 72 Thanksgiving Day games. The total attendance for the first 72 games is 4,049,255 an average of 56,240 fans per Thanksgiving game.
- The Lions have played 24 different teams since the first Thanksgiving Day game. The most common opponent has been the Green Bay Packers, who the Lions played in 2011 for the 20th time in the Thanksgiving series. Their second most common opponent is the Chicago Bears (15 times).
- The two highest scoring games were a 44-40 Packers' win in 1986 and a 52-35 Detroit romp over Green Bay in 1951.
- The lowest scoring game was a 12-0 Philadelphia win in the 1968 "Mud Bowl."
- Eleven games in the Thanksgiving Day series has a game been decided by three points or less, with the Lions' record standing at 4-5-2 in those meetings.
- The most lopsided game was a 45-3 Lions win over Pittsburgh in 1983.
- Seven shutouts have been recorded, but only one by the Lions (20-0 over the Bears in 1979).
- Three Thanksgiving Day games have gone into overtime. The first came in 1980 when the Bears' David Williams returned the opening kickoff of OT for a 95-yard touchdown. At the time, the game marked the shortest overtime game in NFL history (21 seconds). The second overtime game occurred in 1998 when the Lions defeated the Steelers 19-16 on a 42-yard Jason Hanson field goal in a game that will be remembered for the controversial coin toss before overtime began. The third and most recent occurred against the Houston Texans in 2012 in a game categorized by back-and-forth possessions and two missed field goals from each side, with Houston K Shayne Graham pulling out a 32 yarder for the win.

THANKSGIVING RESULTS

Year	Opponent	Result	Score	Att	W	L	T	Record
1934	Chicago Bears	L	16-19	26,000	10	3	0	
1935	Chicago Bears	W	14-2	18,000	7	3	2	
1936	Chicago Bears	W	13-7	22,000	8	4	0	
1937	Chicago Bears	L	0-13	24,173	7	4	0	
1938	Chicago Bears	W	14-7	26,200	7	4	0	
1939	Series Interrupted During World War II							
1940	Series Interrupted During World War II							
1941	Series Interrupted During World War II							
1942	Series Interrupted During World War II							
1943	Series Interrupted During World War II							
1944	Series Interrupted During World War II							
1945	Cleveland Rams	L	21-28	40,017	7	3	0	
1946	Boston	L	10-34	13,010	1	10	0	
1947	Chicago Bears	L	14-34	27,214	3	9	0	
1948	Chicago Cardinals	L	14-28	22,089	2	10	0	
1949	Chicago Bears	L	7-28	22,912	4	8	0	
1950	New York Yanks	W	49-14	28,000	6	6	0	
1951	Green Bay	W	52-35	32,247	7	4	1	
1952	Green Bay	W	48-24	39,101	9	3	0	
1953	Green Bay	W	34-15	52,547	10	2	0	
1954	Green Bay	W	28-24	55,532	9	2	1	
1955	Green Bay	W	24-10	51,685	3	9	0	
1956	Green Bay	L	20-24	54,087	9	3	0	
1957	Green Bay	W	18-6	54,301	8	4	0	
1958	Green Bay	W	24-14	50,971	4	7	1	
1959	Green Bay	L	17-24	49,211	3	8	1	
1960	Green Bay	W	27-10	54,123	7	5	0	
1961	Green Bay	L	6-17	55,662	8	5	0	
1962	Green Bay	W	26-14	57,598	11	3	0	
1963	Green Bay	T	13-13	54,016	5	8	1	
1964	Chicago	L	24-27	52,231	7	5	2	
1965	Baltimore	T	24-24	55,036	6	7	1	
1966	San Francisco	L	14-41	54,189	4	9	2	
1967	L.A. Rams	L	7-31	54,189	5	9	2	
1968	Philadelphia	L	0-12	47,909	4	8	2	
1969	Minnesota	L	0-27	57,906	9	4	1	
1970	Oakland	W	28-14	56,597	10	4	0	
1971	Kansas City	W	32-21	54,418	7	6	1	
1972	New York Jets	W	27-20	54,418	8	7	1	
1973	Washington	L	0-20	54,418	6	7	1	
1974	Denver	L	27-31	53,314	7	7	0	
1975	L.A. Rams	L	20-0	69,552	7	7	0	
1976	Buffalo	W	27-14	66,875	6	8	0	
1977	Chicago	L	14-31	71,373	6	8	0	
1978	Denver	W	17-14	71,765	7	7	0	
1979	Chicago	W	20-0	66,219	2	14	0	
1980	Chicago	L	17-23(ot)	75,397	9	7	0	
1981	Kansas City	W	27-10	76,735	8	8	0	



1982	New York Giants	L	6-13	64-348	4	5	0
1983	Pittsburgh	W	45-3	77,724	9	7	0
1984	Green Bay	W	31-28	63,696	4	11	1
1985	New York Jets	W	31-20	65,531	7	9	0
1986	Green Bay	L	40-44	61,199	5	11	0
1987	Kansas City	L	20-27	43,820	4	11	0
1988	Minnesota	L	0-23	46,479	4	12	0
1989	Cleveland	W	13-10	65,624	7	9	0
1990	Denver	W	40-27	73,896	6	10	0
1991	Chicago	W	16-6	78,879	12	4	0
1992	Houston	L	21-24	73,711	5	11	0
1993	Chicago	L	6-10	76,699	10	6	0
1994	Buffalo	W	35-21	75,672	9	7	0
1995	Minnesota	W	44-38	74,559	10	6	0
1996	Kansas City	L	24-28	75,079	5	11	0
1997	Chicago	W	55-20	77,904	9	7	0
1998	Pittsburgh	W	19-16(ot)	78,139	9	11	0
1999	Chicago	W	21-17	77,905	8	8	0
2000	New England	W	34-9	77,923	9	7	0
2001	Green Bay	L	27-29	77,730	2	14	0
2002	New England	L	12-20	62,109	3	13	0
2003	Green Bay	W	22-14	62,123	5	11	0
2004	Indianapolis	L	9-41	61,107	6	10	0
2005	Atlanta	L	7-27	63,390	5	11	0
2006	Miami	L	10-27	61,562	3	13	0
2007	Green Bay	L	26-37	63,257	7	9	0
2008	Tennessee	L	10-47	60,112	0	16	0
2009	Green Bay	L	12-34	57,383	2	14	0
2010	New England	L	24-45	60,965	6	10	0
2011	Green Bay	L	15-27	66,262	10	6	0
2012	Houston	L	31-34	64,827	-	-	-

THANKSGIVING RECORDS VS. OPPONENTS

Team	G	W	L	T	Pct.	Field	Points	Last Game
Arizona Cardinals	1	0	1	0	0.000	0	0	11/25/48
Atlanta Falcons	1	0	1	0	0.000	0	1	11/24/05
Boston Yanks	1	0	1	0	0.000	0	0	11/28/46
Buffalo Bills	2	2	0	0	1.000	0	0	11/24/94
Chicago Bears	15	7	8	0	.467	0	0	11/25/99
Cleveland Browns	1	1	0	0	1.000	0	0	11/23/89
Denver Broncos	3	2	1	0	.667	0	0	11/22/90
Green Bay Packers	20	11	8	1	.579	1	3	11/24/11
Houston Texans	1	0	1	0	0.000	0	1	11/22/12
Indianapolis Colts	2	0	1	1	.000	0	1	11/25/04
Kansas City Chiefs	4	2	2	0	.500	0	0	11/28/96
Miami Dolphins	1	0	1	0	0.000	1	0	11/23/96
Minnesota Vikings	3	1	2	0	.333	0	0	11/23/95
New England Patriots	3	1	2	0	.333	2	0	11/25/10
New York Giants	1	0	1	0	0.000	0	0	11/25/82
New York Jets	2	2	0	0	1.000	0	0	11/28/85
New York Yanks	1	1	0	0	1.000	0	0	11/23/50
Oakland Raiders	1	1	0	0	1.000	0	0	11/26/70
Philadelphia Eagles	1	0	1	0	0.000	0	0	11/28/68
Pittsburgh Steelers	2	2	0	0	1.000	0	0	11/26/98
St. Louis Rams	3	0	3	0	0.000	0	0	11/27/75
San Francisco 49ers	1	0	1	0	0.000	0	0	11/24/66
Tennessee Titans	2	0	2	0	0.000	0	0	11/27/08
Washington Redskins	1	0	1	0	0.000	0	0	11/22/73
Totals	73	33	38	2	.434	1	10	11/22/12

THANKSGIVING RECORDS BY THE DECADES

Decade	G	W	L	T	Pct.
1930s	5	3	2	0	.600
1940s	5	3	2	0	.600
1950s	10	8	2	0	.800
1960s	10	2	6	2	.250
1970s	10	6	4	0	.600
1980s	10	5	5	0	.500
1990s	10	7	3	0	.700
2000s	10	2	8	0	.200
2010s	3	0	3	0	.000
Totals	73	33	38	2	.434

(1939-44: Series Interrupted During WWII)

Note: Prior to 1972, a team's winning pct. was calculated using wins and losses, disregarding ties. (Ex: Detroit's record in the 1960s was 2-6-2 and their winning pct. was .250, two wins/two ties + six losses). Since 1972, ties have been calculated in winning pct. as a half-a-win.

THANKSGIVING INDIVIDUAL GAME RECORDS

RUSHING

Yards

Lions:	198	Bob Hoernschemeyer	11/23/50	NY
Opp:	273	O.J. Simpson	11/25/76	Buf

Attempts

Lions:	28	Barry Sanders	11/23/89	Cle
Opp:	29	O.J. Simpson	11/25/76	Buf

Touchdowns

Lions:	3	Barry Sanders	11/27/97	Chi
Opp:	3	Ed Podolak	11/25/71	KC

PASSING

Yards

Lions:	441	Matthew Stafford	11/22/12	Hou
Opp:	384	Cody Carlson	11/26/92	Min

Attempts

Lions:	61	Matthew Stafford	11/22/12	Hou
Opp:	48	Matt Schaub	11/22/12	Hou

Completions

Lions:	31	Matthew Stafford	11/22/12	Hou
Opp:	31	Brett Favre	11/22/07	GB

Touchdown Passes

Lions:	4	Bobby Layne	11/22/51	GB
Opp:	4	Eric Hipple	11/29/85	NYJ

Receiving

Lions:	153	Brett Perriman	11/23/95	Min
Opp:	303	Jim Benton	11/22/45	Cle

Receptions

Lions:	12	Brett Perriman	11/23/95	Min
Opp:	12	Marvin Harrison	11/25/04	Ind

Touchdowns

Lions:	3	Cloyce Box	11/23/50	NY
Opp:	3	Cloyce Box	11/27/52	GB

Yards

Lions:	3	Leonard Thompson	11/28/85	NYJ
Opp:	3	Bill Howton	11/27/52	GB

Touchdowns

Lions:	3	Marvin Harrison	11/25/04	Ind
Opp:	3	Brandon Stokley	11/25/04	Ind

RETURNS

Return Touchdowns

Lions:	2	Jack Christiansen	11/22/51	GB (2 PR)
Opp:	1	Jack Christiansen	11/25/54	GB (1 PR, 1)

MR: David Palmer

MR: David Palmer	1	11/23/95	Min (1 PR)
------------------	---	----------	------------

SCORING

Extra Points

Lions:	7	Jason Hanson	11/27/87	Chi
Opp:	7	Doak Walker	11/23/50	NY

Field Goals

Lions:	7	Doak Walker	11/22/51	GB
Opp:	6	Shayne Graham	11/25/10	NE

Field Goals

Lions:	5	Jason Hanson	11/27/03	GB
Opp:	4	Sam Baker	11/28/68	Phi

Field Goals

Opp:	4	Rob Bironas	11/27/08	Ten
------	---	-------------	----------	-----

TOTAL TOUCHDOWNS

Lions:	3 (3 Ru)	Barry Sanders	11/27/97	Chi
Opp:	3 (3 Pa)	Cloyce Box	11/23/50	NY

Passing

Lions:	3 (3 Pa)	Cloyce Box	11/27/52	GB
Opp:	3 (3 Pa)	Leonard Thompson	11/28/85	NYJ

Receiving

Lions:	3 (3 Ru)	Bill Howton	11/27/52	GB
Opp:	3 (3 Ru)	Ed Podolak	11/25/71	KC

Touchdowns

Lions:	3 (3 Pa, 1 PR)	Walter Stanley	11/27/86	Ind
Opp:	3 (3 Pa)	Marvin Harrison	11/24/04	GB

Touchdowns

Opp:	3 (3 Pa)	Brandon Stokley	11/24/04	Ind
------	----------	-----------------	----------	-----

LONGEST PLAYS

Rushing Play:

Lions:	96t	Bob Hoernschemeyer	11/23/50	NY
Opp:	81t	Justin Forsett	11/22/12	Hou

Passing Play

Lions:	97t	B. Layne to C. Box	11/26/53	GB
Opp:	82t	T. Rote to M. McGee	11/25/54	GB

Punt Return

Lions:	89t	Jack Christiansen	11/22/51	GB
Opp:	83t	Walter Stanley	11/27/86	GB

Kickoff Return

Lions:	74	Aveilon Cason	11/22/06	GB
Opp:	95t	Dave Williams	11/27/80	Chi

Interception Return

Lions:	102t	Bob Smith	11/24/49	Chi
Opp:	97t	Lawrence Taylor	11/25/82	NYG

Field Goal

Lions:	54	Jason Hanson	11/22/01	GB
Opp:	54	Nick Lowery	11/26/87	KC

MR: Several players, most recent

DETROIT LIONS UNIFORM HISTORY



1934-1947: The first uniform donned by the Detroit Lions included a blue jersey with gleaming silver numerals, silver pants and a silver helmet. The shoes were black. The shade of blue used for the jersey became known as 'Honolulu' blue.

1948: Alvin 'Bo' McMillin joined the Lions after having success as a college coach at Indiana University. Soon after his arrival, McMillin changed the colors of the Lions' uniforms with the new colors resembling those of his

Hoosier teams. The organization retained Honolulu blue and silver as their official colors.

- The jersey was scarlet with white numbers and the pants were white with a thin black stripe between two thin scarlet stripes. The helmets were black. All the players wore leather helmets that season due to the league's ban on plastic helmets.
- The team had a second, all-black uniform, which would be worn only for certain important games that McMillin particularly wished to win. The jersey was black with white numbers and the pants were black with a thin scarlet stripe between two thin white stripes.
- The two uniform sets ended up being worn in four different combinations (scarlet/white; black/black; scarlet/black; black/white).



1949: The Lions returned to wearing their Honolulu blue and silver uniforms at home but continued to wear combinations of the scarlet and white uniforms and the all-black uniforms on the road. The team changed the color of their helmet to blue and some players went back to wearing plastic helmets after the NFL lifted the ban on plastic headgear from the previous season.



1950-55: After wearing five different combinations of scarlet, white, black, silver and Honolulu blue in the previous two seasons, the Lions went back to wearing the traditional Honolulu blue and silver uniforms at home and on the road. For most of the 1950 season the team

wore blue helmets but went back to wearing silver helmets for the 1951 season. During the early '50's, the NFL did not allow the Lions to wear silver helmets for night games because of their resemblance to the white ball under the night lights. They spray-painted their helmets blue for night games. Also, in 1951, the Lions wore the Detroit 250th Anniversary patch on their left sleeve. The patch was also worn by the Red Wings and Tigers.

1956: This was the first season that the Lions added their uniform numbers to the arm sleeves. Some players, like Lions Hall of Fame LT Lou Creekmur, were unhappy with the change—claiming that it made it harder to get away with holding.

1957-60: The Lions began wearing separate colored uniforms on the road on a permanent basis in 1957. The jersey was white with three blue stripes, one thick between two thin stripes, on the sleeves. The numbers were blue and the helmet and pants remained silver.

- They wore a white jersey on at least one other occasion in a previous season. On October 24, 1954, the Lions wore a similar white uniform in a game at San Francisco which they lost, 37-31, to the 49ers.



1961-67: In 1961, William Clay Ford's first season as the team's president, there were some significant uniform changes. The helmet remained silver with a grey facemask but now had the leaping-lion logo as well as two vertical blue stripes running from the back to the front. The pants also had two vertical blue stripes. Three silver stripes, one thick between two thin, were added to the arm sleeves of the home jersey. The away jersey remained the same.

- During the mid-60s, many players cut off part of the sleeves—giving appearance of only one or two stripes.



1968-69: 1968 was the first year the Lions had a white stripe between the two blue stripes on the helmet. The Lions and the rest of the league wore the NFL 50th Anniversary patch on their left shoulder in 1969.

1970-71: Last names were added to the back of the players' jerseys in silver lettering and white trim was added to the Leaping Lion logo on the helmet in 1970.

- For the second half of the 1971 season, the Lions wore a black band, which was sewn over the thick stripe on the left sleeve on their home and away jerseys, in honor of wide receiver Chuck Hughes. Hughes died of a heart attack with 62 seconds remaining in the fourth quarter against the Chicago Bears on October 24, 1971.

1972: The Honolulu blue home jersey had white trim on the silver numerals and the white jerseys had silver trim on blue numerals for the first time in 1972. It was also the first year that there was a white, vertical stripe between the two blue stripes on the pants.

- The Lions tweaked the striping on the arm-sleeves for that season as well. The home jerseys had the one thick silver stripe between two thin white stripes and the away jersey had the one thick blue stripe between two thin silver stripes.

1973-75: Detroit changed back to the three silver stripes, one thick between two thin, on the sleeves of the Honolulu blue home jersey except now they had white trim. The away white jersey had three blue stripes, one thick between two thin, and they had silver trim.

- For the 1974 season, the Lions wore a black band, which was sewn over the thick stripe on the left sleeve of their home and away jerseys, in honor of Head Coach Don McCafferty who died of a heart attack during training camp.
- 1974 was also the season that the Lions started wearing white shoes.



1976-79: In 1976, the players' numbers were added to the back of the helmet.

1980-81: The Lions changed the dull silver stripes and trimming on their uniforms to a shimmering silver glitter. This only lasted two seasons because of complaints by other teams about the glare.

1982-97:

- **1982:** The Lions changed the color of the numbers on their home jerseys, making them white with silver trim.
- **1983:** The Lions wore a 50th Anniversary patch on their left shoulder. The Lions changed their facemask from silver/grey to Honolulu blue.
- **1991:** The team wore a patch honoring Russ Thomas, a former player and General Manager for the Lions, who had recently passed away. For their final seven games (five regular season, two postseason), each player had a white circle decal with a blue number '60,' on the back right side of the helmet, in honor of RG Mike Utley. Utley suffered a spinal cord injury in a game against the Los Angeles Rams on November 17, 1991. The small NFL shield was added to the 'V' of the neck.
- **1992:** They wore a black circle decal with a white number '65,' on the back right side of the helmet, in honor of LG Eric Andolsek, who was killed a few months prior to the season.
- **1993:** The Lions wore a 60th Anniversary patch on their left shoulder.
- **1994:** The Lions wore throwback jerseys for the 1994 season while the NFL was celebrating their 75th anniversary. This version of the uniform was intended to replicate the jersey worn by the Lions in 1935, which was the season that the team won their first world championship. Several players wore a black circle decal with a white number '50,' on the back right side of the helmet in honor of former Lions' LB Toby Caston.



1998: In what turned out to be Barry Sanders final season, the Lions changed their look on the road, wearing blue pants with a white stripe between two silver stripes.



1999: The Lions returned to wearing silver pants (with white stripe between two blue stripes) on the road.



2000-02: In 2000, the Lions moved the numbers that were on the sleeves up to the shoulders.

➤ The Lions wore a patch commemorating the first game at Ford Field September 22, 2002 against the Green Bay Packers.



2003: The home jersey has a thick silver stripe between two thin blue stripes with white trim and two thin black stripes. The numbers are white with silver trim and outside black trim. The away jersey has a thick blue stripe between two thin silver stripes with white trim and two thin black stripes. The numbers on the away jersey are blue with silver trim and outside black trim.

- The helmet has one vertical white stripe between two blue stripes and two thin black stripes on the outside. The Leaping Lion has white trim and outside black trim and the facemask is black.
- The pants have one vertical thick white stripe between two blue stripes and two thin black stripes.

2005: The Lions introduced a new black alternate jersey featuring Honolulu Blue numbers with silver and white trim. The alternate jersey can be worn in as many as two regular season games and one preseason game.



2008: To commemorate the Detroit Lions 75th Season, the team wore a patch on the home and away jerseys. Additionally, the Lions wore the franchise's classic "throwback" uniform sans 75th Season patch for two games.



LIONS COMPREHENSIVE BRAND

On April 20, 2009, the Detroit Lions unveiled a new comprehensive brand that includes a new logo and new uniforms. As part of the new comprehensive brand, the Lions also introduced a new logotype and a new proprietary font, "NFL Lions." The new logotype is additional imagery that presents the Lions brand and will be featured in such prominent places as the endzone marking at Ford Field. The classic Honolulu blue, white and black colors remain unchanged.

HOME HONOLULU BLUE JERSEYS

- Numerals were customized specifically for the Lions uniform. They are Honolulu blue, trimmed in silver and black.
- Above the new numerals is the new Lions logotype.
- On the collar, there are three trim lines of equal width, with two black trim lines outside a silver trim line.
- The sleeves are a new knit sleeve that features a wide silver trim, inside two smaller white trims and those all inside two black trims of equal width as the white trim. The new material is improved and more flexible for players. The trim is part of the knit-sleeve material, which was changed from the previous silk-screened sleeve.
- Numerals remain on the shoulders but are now in the customized Lions jersey numerals.
- Players' nameplates on the back of the uniform have slightly modified block letters from the previous block letter names on the back of the uniform.

ROAD WHITE JERSEYS

- The road jerseys are the traditional "road whites," with blue numerals trimmed in silver and black.
- On the road jerseys, the collar is in the same black and silver trim pattern as the home uniforms.
- Sleeves are of the same new knit-sleeve material that are on the new home uniforms. The trim on the sleeves includes a wide Honolulu blue trim, inside two smaller silver trims and those are all inside two black trims of equal width as the white trim.

HELMET

- The helmet now features the new logo on each side. It is the most significant change since the Lions logo was first placed on the team's helmet in 1961.
- The facemasks will remain black, but the new Lions logotype will be included on the front and the back of the helmet.
- At the top middle of the helmet, the striping pattern has been modified. Instead of a thick white stripe, two Honolulu blue stripes and a very thin black accent stripe, the helmet striping pattern is now a 5/8-inch Honolulu blue stripe, two 3/16-inch white stripes and two 3/16-inch black stripes. The striping pattern is the same striping pattern as the team's game pants.

PANTS AND GAME SOCKS

- The game pants will remain in the team's traditional silver. Like the striping pattern on the helmet, the pants vertical trim on the side of the legs are now a thick Honolulu blue stripe inside smaller white stripes, which are all inside black stripes that are the same width as the white stripes.
- The game socks, which are the same for the home and road uniforms, now have a 5/8-inch black stripe on the calf midline. The top half is Honolulu blue and the bottom half is white.

NIKE ELITE 51 UNIFORMS

2012: The NFL launched its new partnership with Nike in April 2012, and now the Lions uniform not only features the NIKE logo but also features the new Nike Elite 51 technology. The collar changed from black and silver piping to a solid blue.

Designed and engineered from the inside out, the new Nike Elite 51 uniform focuses on creating a system where the baselayer, padding, jersey and pant work in concert. New innovations include integrating Nike Flywire Technology into the neckline to reduce weight and provide lockdown fit over pads, increasing sleeve articulation for better range of motion, and integrating new four-way stretch fabrication to provide a streamlined shrink-wrap fit.

The Nike Elite 51 key features:

- **LIGHTER** – The Nike jersey and pant, wet or dry are on average 20% lighter
- **NIKE FLYWIRE** – Eliminates layers, reduces weight, and provides lockdown fit
- **ZONED MESH VENTILATION** – Provides cooling zones for optimal thermoregulation
- **ZONED STRENGTH** – High tenacity, stretch material, for light weight lockdown strength.
- **CUT FOR MOBILITY** – Four-way stretch, hydrophobic materials enable range of motion wet or dry.
- **STRETCH TWILL NUMBERS** – Four-way stretch even on numbering system
- **CUSTOMIZABLE BASELAYER PADDING** – Nike Pro Hyperstrong baselayer with integrated lightweight, Deflex padding offering customizable flexible protection.
- **DEFLEX PADDING** – Lightweight, flexible impact protection integrated into top "hit zone" areas
- **ALUMINUM D-RING BELT** – Aircraft-grade aluminum D-ring belt reduces weight.

The uniform also features the **Nike Vapor Game Sock** – a highly innovative sock designed specifically for football. The knee-high design combines compression, Nike Pro inspired cushioning, mesh venting and structure precisely where needed.





	Ovr	Player	Pos	College	1942					
1936	1	8	Wagner, Sid	G	Michigan State	1	5	Westfall, Bob	B	Michigan
	2	17	Cheshire, Chuck	B	UCLA	2	15	Baumman, Alf	T	Northwestern
	3	26	Pilney, Andy	B	Notre Dame	3	20	Dethman, Bob	T	Oregon
	4	35	Biese, Sheldon	C	Minnesota	4	30	Sanzotto, Dorm	B	Case West. Reserve
	5	44	Francis, Kavanaugh	B	Alabama	5	35	Blalock, Joe	C	Clemson
	6	53	Mickel, Abe	B	LSU	6	45	Evans, Murray	C	Hardin-Simmons
	7	62	Wasieck, Charlie	B	Colgate	7	55	Coletta, Tommy	C	Canisius
	8	71	Rennebohm, Dale	E	Minnesota	8	65	Frankeski, Joe	B	Scranton
	9	80	Train, Bob	E	Yale	9	75	Banjavic, Emil	T	Arizona
						10	85	Diehl, Bill	C	Wake Forest
1937	1	7	Cardwell, Lloyd	B	Nebraska	11	95	Polanski, John	C	So. Mississippi
	2	17	Harrick, Charlie	B	Ohio State	12	105	Stromfeldt, Joe	C	Michigan State
	3	27	Huffman, Vern	T	Indiana	13	115	Arena, Tony	T	Cal-Santa Barbara
	4	37	Glassford, Bill	B	Pittsburgh	14	125	Heinberg, Wolf	F	Utah
	5	47	Patt, Maury	E	Carnegie Mellon	15	135	Speedie, Mac	T	Arkansas
	6	57	Bell, George	B	Purdue	16	145	Brynum, Firman	C	Ohio State
	7	67	Sprague, John	B	SMU	17	155	Fisher, Dick	C	Murray State
	8	77	Sayre, Elvin	B	Illinois	18	165	Speth, George	F	Susquehanna
	9	87	Kelley, Larry	E	Yale	19	175	Heaton, Blair	B	West Texas State
	10	97	Bell, Kay	F	Washington State	20	185	Collins, Ben	B	
1938	1	6	Wojeichowicz, Alex	C	Fordham	1	1	Sinkwich, Frank	B	Georgia
	2	1	Smith, Pete	B	Oklahoma	2	11	Schreiner, Dave	T	Wisconsin
	3	21	Bernshak, Andy	B	North Carolina	3	16	Aschorn, Dick	O	Oregon
	4	36	Schleckman, Karl	B	Utah	4	26	Harner, Ralph	T	Fuman
	5	46	Szakash, Paul	B	Montana	5	31	Wickett, Lloyd	B	Oregon State
	6	56	Nardi, Dick	B	Ohio State	6	41	Jones, Casey	C	Union (Tenn.)
	7	66	Sirtosky, Jim	B	Indiana	7	51	Sizemore, Pual	F	Fuman
	8	76	Walsh, Jack	B	Ohio State	8	61	Poschner, George	C	Georgia
	9	86	Wolf, Ralph	C	Ohio State	9	71	Irish, Jack	B	Arizona
	10	96	Douglas, Clarence	B	Kansas	10	81	Fenton, Jack	B	Michigan State
	12	106	Frank, Clint	B	Yale	11	91	Renfro, Dick	B	Washington State
1939	1	7	Pingel, John	B	Michigan State	12	101	Kolesar, Bob	C	Michigan
	2	22	Weiss, Howie	B	Wisconsin	13	111	Huntsinger, Del	T	Portland
	3	32	Maronic, Steve	B	North Carolina	14	121	Demoncourt, Ellard	T	St. Louis
	4	42	Wendlick, Joe	E	Oregon State	15	131	Woodward, Dick	C	Colorado
	5	52	Tutty, Darrell	B	East Texas State	16	141	May, Bass	C	William & Mary
	6	62	Trzusowski, Dick	T	Idaho	17	151	Peeleish, Vic	G	West Virginia
	7	72	Callahan, Bill	B	Nebraska	18	161	Maeda, Cht	C	Colorado State
	8	82	George, Ray	T	USC	19	171	Kusyinsky, Bernie	F	Penn
	9	92	Calvelli, Tony	T	Stanford	20	181	Scanlan, Al	B	Oklahoma State
	10	102	Coughlin, Jim	E	Santa Clara	21	191	Lohry, Royal (Ace)	C	Iowa State
	11	112	Hutchins, Prescott	G	Oregon State	22	201	Holland, Percy	C	LSU
	12	122	Means, Art	G	Washington	23	211	Fitzgerald, Mike	G	Missouri
	13	132	Hodge, Gene	B	East Texas State	24	221	Remington, Will	C	Washington State
	14	142	Lazetic, Bill	B	Montana	25	231	Hamm, Huel	T	Oklahoma
	15	152	Neihous, Ralph	B	Dayton	26	241	Konopka, Irv	T	IDaho
	16	162	Niemant, Dutch	B	New Mexico	27	251	Fears, Chuck	C	UCLA
	17	172	Tonelli, Amerigo	G	USC	28	261	Ekern, Bob	C	Missouri
	18	182	McDonald, Jim	C	Illinois	29	271	Wagner, Virgil	T	Millikin
	19	192	Waters, Merrill	E	BYU	30	281	Kaplan, Marly	B	Western Maryland
	22	197	Howe, Al	E	Xavier					
1940										

18	171	Key, OJ	B	Tulane	22	197	McEwen, Jack	B	Colorado
18	181	McWhorter, Jim	B	Alabama	23	207	Steiner, Roy	E	Alabama
19	194	LeForce, Clyde	B	Tulsa	24	217	Sauzre, Joe	G	St Mary's (Calif.)
20	204	Castronis, Mike	G	Georgia	25	227	McGee, Coy	B	Notre Dame
21	214	Currier, Ken	B	Wisconsin	26	237	Alexander, Phil	B	South Carolina
22	227	Verutti, Jack	B	St Mary's (Calif.)	27	247	Pizza, Frank	T	Toledo
23	237	Olsen, Ray	B	Tulane	28	257	Schutte, George	T	USC
24	260	Morrow, Russ	C	Tennessee	29	267	Pabalis, Tony	B	Central Michigan
25	270	Green, Stan	T	Oklahoma	30	277	McCurry, Bob	C	Central Michigan
26	270	Ivory, Bob	G	Detroit					
27	280	Taylor, Bell	B	Tulsa	1949				
28	293	Ciesla, Len	B	Creighton	1	2	Rauch, Johnny	QB	Georgia
29	303	Lopp, Frank	B	Wisconsin	2	12	Paneli, John	B	Notre Dame
30	313	Limont, Paul	E	Notre Dame	3	22	Kusserow, Lou	B	Columbia
31	321	Schadler, Ben	B	Northwestern	4	32	Sullivan, Joe	B	Dartmouth
32	326	Dorias, Tom	B	Detroit	5	42	Brodnax, George	E	Georgia
					6	52	Meinert, Bob	B	Oklahoma
1946					7		Choice to ChiC		
1	8	Dellastatious, Bill	B	Missouri	8		Choice to ChiB		
2	22	Thomas, Russ	T	Ohio State	9	82	Drazenovich, Chuck	B	Penn State
3	38	Harris, Dave	E	Wake Forest	10	92	Davis, Bill	G	Duke
4	47	Eddins, Joe	G	Auburn	11	102	Settembre, Ernie	E	Miami
5	58	Berezney, Pete	T	Notre Dame	12	112	Boteler, Virgil	C	New Mexico
6	67	DeCoursey, Keith	B	Washington	13	122	Russas, Al	E	Tennessee
7	78	Hedges, Bill	T	West Texas State	14	132	Panther, Dale	C	Utah State
8	87	Dixon, Thornton	T	Ohio State	15	142	Piferlini, Bob	C	San Jose State
9	98	Stevens, Bob	B	Oregon State	16	152	Merril, Kimball	C	BYU
10	107	Farris, Pat	T	Texas Tech	17	162	Thiopen, Zealand	B	Vanderbilt
11	118	Copoulos, Paul	B	Marquette	18	172	Wehr, Bill	C	Denison
12	127	Irbay, Ty	B	Auburn	19	182	Triplett, Wally	B	Penn State
13	138	Thrash, Pat	B	South Carolina	20	192	Romano, Joe	T	North Carolina
14	147	Mote, Kelly	E	Duke	21	202	Linger, Jack	B	Ohio State
15	158	Scrug, Bill	B	Rice	22	212	Tobler, Gil	B	Utah
16	167	Wall, Ben	B	Central Michigan	23	222	Patterson, RB	G	Mississippi State
17	178	Kispert, Merlin	B	Minnesota	24	232	Clark, Oswald	E	Michigan
18	187	Malmberg, Don	T	UCLA	25	242	Cowan, Les	E	McMurry
19	198	Maloney, Norm	E	Purdue					
20	207	Simmons, Jack	B	Detroit	1950				
21	218	Pulte, Joe	E	Detroit	Bonus Choice:				
22	227	Funderberg, Bob	B	Northwestern	1	Hart, Leon	E	Notre Dame	
23	238	Stacco, Ed	T	Colgate	5	Watson, Joe	C	Rice	
24	247	Anderson, Roger	G	Oregon State	2a		Choice to Cle		
25	258	Murdock, Chuck	E	Georgia Tech	2b	27	McGraw, Thurman	T	Colorado State
26	267	Van Duesen, Dick	E	Minnesota	3	31	Murakowski, Art	B	Northwestern
27	278	Agnew, Bill	B	California	4	44	Kieley, Ernie	G	Texas-El Paso
28	287	Panos, Tom	G	Utah	5	57	Fidkin, Hal	B	Dartmouth
29	293	Palesse, Orlando	E	Marquette	6	70	Jaszewski, Floyd	T	Minnesota
30	307	Schellstede, Otis	G	Oklahoma State	7	83	Leverman, Bill	B	St Edward's
					8	96	McAllister, Ralph	B	Minnesota
1947					9	109	Wood, Ed	G	Detroit
1	2	Davis, Glenn	B	Army	10	122	Malcolm, Roland	B	Gustavus Adolphus
2	12	Thomas, Russ	T	Ohio State	11	135	Wilson, Jack	T	Ohio State
3	14	Kekers, Jim	T	Missouri	12	148	Walters, Bucky	T	Brown
4	24	Hoover, Charlie	C	Vanderbilt	13	161	Ryan, Jim	B	San Francisco
5	26	Chappuis, Bob	B	Michigan	14	174	Squires, Cliff	C	Nebraska Wesleyan
6	36	Gallagher, Bernie	T	Penn	15	187	Worthington, Tom	B	Northwestern
7	46	Grain, Ed	G	Penn	16	200	Greiner, Jerry	C	Detroit
8	56	James, Harvey	T	Miami	17	213	Callahan, Connie	B	Morningside
9	66	Alexander, Kale	E	South Carolina	18	226	Stansauk, Don	T	Denver
10	76	Elliot, Chalmers	B	Michigan	19	239	Cirelli, Gus	T	Notre Dame
11	86	Sullivan, Pete	T	Detroit	20	252	Davis, Fred	E	Maryland
12	96	Camarata, LaVerne	B	Iowa State	21	265	Brewer, George	B	Oklahoma
13	106	Vezmar, Walt	G	Michigan State	22	278	Tate, Jim	B	Purdue
14	116	Hagen, Dick	T	Washington	23	291	Heller, Irv	B	Boston
15	126	Meeks, JW	E	Texas State	24	304	McDowell, Jim	G	William @ Mary
16	136	Nilsen, Reed	C	BYU	25	317	Glick, Gene	B	Michigan State
17	146	James, Tommy	B	Ohio State	26	330	Lee, Bobby Coy	B	Texas
18	156	Maugham, Ralph	E	Utah State	27	343	Johnson, Elbert	B	Texas Tech
19	166	Baty, Buryl	B	Texas A&M	28	356	Karras, Johnny	B	Illinois
20	176	Madar, Elmer	E	Michigan	29	369	Steger, Russ	B	Illinois
21	186	White, JT	E	Michigan	30	382	Deroin, Rube	C	Oklahoma State
22	196	Schuetz, Carl	B	Marquette					
23	206	Cipot, Steve	T	St Bonaventure	1951				
24	216	Cadenhead, Bill	B	Alabama	1		Choice to Phi		
25	226	Cody, Jim	B	E Texas State	2	19	Stanfel, Dick	G	San Francisco
26	236	Maves, Earl	B	Wisconsin	3	33	Dibble, Dome	E	Michigan State
27	246	Hilman, Bill	B	Tennessee	4	44	D'Alonzo, Pete	B	Villanova
28	256	Kelly, Arch	E	Detroit	5a	55	Doran, Jim	B	Iowa State
29	266	Tulis, Bob	T	Texas A&M	5b	58	Torgeson, LaVern	B	Washington State
30	276	McAfee, Howard	T	Tulane	6	69	Christiansen, Jack	B	Colorado State
1948					7	80	Monsen, Bob	T	Ohio State
1a		Choice to ChiB thru Pit			8	91	Raklovits, Dick	B	Illinois
1b	6	Tittle, YA	QB	LSU	9		Choice to Cle		
2	13	Quist, George	T	Stanford	10	117	Shoaf, Jim	G	Louisiana State
3	15	Bingaman, Les	B	Illinois	11	128	Anderson, Frankie	E	Oklahoma State
4	25	Minor, Jim	T	Arkansas	12		Choice to Cle		
5		Choice to GB			13	153	Siegert, Wayne	T	Illinois
6	37	Williamson, Bob	T	Hobart	14	164	Wittmer, Lee	B	Detroit
7a	47	Enke, Fred	B	Arizona	15	178	Hill, Jimmie	B	Tennessee
7b	53	Schwab, Moroni	T	Utah State	16	189	Gernsmy, Ted	B	Pittsburgh
8		Choice to NYG			17	200	Meisenheimer, Darrell	E	Oklahoma State
9	67	Doll, Don	B	USC	18	214	Wolgast, Eddie	B	Arizona
10	77	Cleary, Paul	E	USC	19	225	Hanson, Gordy	T	Washington State
11	87	Land, Fred	T	LSU	20	236	Gibbons, Harry	B	South Dakota State
12		Choice to NYG			21	250	Block, King	B	Idaho
13	107	Steger, Russ	B	Illinois	22	261	Foldberg, Dan	B	Army
14	117	Enstice, Hal	T	Union	23	272	Gabriel, Dick	B	Lehigh
15	127	Elliot, Pete	B	Michigan	24	286	Buksar, George	B	Purdue
16	137	Templeton, Dave	G	Ohio State	25	297	Harris, Dick	C	Texas
17	147	Sickels, Quentin	G	Michigan	26	308	Kazmierski, Frank	C	West Virginia
18	157	Spurill, Jim	T	Rice	27	322	Allis, Harry	E	Michigan
19	167	Hafen, Barney	E	Utah	28	333	Peot, Dick	T	South Dakota State
20	177	Delosobelle, Aldo	E	Loyola (Calif.)	29	344	Womack, Bruce	T	West Texas State
21	187	Dill, Dean	B	USC	30	358	Horwath, Ron	B	Detroit

1952

1	Choice to Cle	
2	Choice to ChiC	
3	Lary, Yale	B
4	Summerell, Pat	E
5	Miller, Bob	T
6	Cooper, Gordon	E
7	Gardner, Wes	C
8	Dubinski, Tom	B
9	Gandee, Sherwin	E
10	Dowden, Steve	C
11	Flowers, Keith	B
12	Roshio, Jim	C
13	McDonald, Carroll	C
14	Oliverson, Ray	B
15	Burgamy, John	G
16	Choice to Cle	
17	202 Laurella, Hank	B
18	213 Campbell, Stan	G
19	226 Aaron, Blaine	Duke
20	237 Mains, Gil	Murray State
21	250 Boykin, Arnold	Mississippi
22	261 David, Jim	Colorado State
23	274 Maxwell, Hal	Mississippi
24	285 Werckle, Bob	Vanderbilt
25	298 Bailey, By	Washington State
26	309 Terry, Buddy	Stephen F Austin
27	322 Trout, Bob	Baylor
28	333 Turner, Hal	Tennessee State
29	346 Hudson, Art	Western Illinois
30	357 Dillon, Ray Don	B

1953

1	13 Sewell, Harley	G	Texas
2	25 Gedman, Gene	B	Indiana
3	Choice to Cle		
4	49 Ane, Charlie	T	USC
5	Choice to Phi		
6	73 Spencer, Ollie	T	Kansas
7	85 Schmidt, Joe	C	Pittsburgh
8	97 Carpenter, Lew	B	Arkansas
9	109 McCormick, Carlton	B	Texas Christian
10	121 Gaskin, Dreher	E	Clemson
11	133 Messenger, Elmer	B	Washington State
12	145 Spencer, Larry	B	Wake Forest
13	157 Thomas, Bob	E	Washington & Lee
14	169 Barger, Jack	T	New Mexico
15	181 Topor, Ted	B	Michigan
16	193 Volonmino, Bob	B	Army-Villanova
17	205 Green, Ray	B	Duke
18	217 Moduszevski, Ed	B	William & Mary
19	229 Held, Paul	B	San Diego State
20	241 Hart, Gerry	T	Army-Miss. State
21	253 Tata, Bob	B	Virginia
22	265 Retzlaff, Pete	B	South Dakota State
23	277 Karliwacz, Carl	B	Syracuse
24	289 Grant, Truett	B	Duke
25	301 Brown, Marv	B	East Texas State
26	313 Dooley, Jim	C	Penn State
27	325 Parker, Jackie	B	Mississippi State
28	337 Pepper, Laurin	B	So. Mississippi
29	349 Rector, Harley	B	Wayne St. (Neb.)
30	360 Maus, Hal	E	Montana

1954

1	13 Chapman, Dick	T	Rice
2	25 Neal, Jim	C	Michigan State
3	37 Bowman, Bill	B	William & Mary
4a	44 Stitts, Bill	B	UCLA
4b	49 McCants, Howard	E	Washington State
5	61 Parozzo, George	T	William & Mary
6	63 Dacus, Pence	B	Southwest Texas
6b	73 Kercher, Dick	B	Utah
7	85 Cross, Jack	B	Tulsa
8	97 Davis, Milt	B	UCLA
9	109 Lawson, Bob	B	Cal Poly-SLO
10	121 Carroll, Jack	C	Holy Cross
11	133 Schwenk, Milt	E	Washington State
12	145 Hartman, Bob	T	Oregon State
13	157 Swierczek, Jim	B	Marshall
14	169 Novak, Ray	B	Nebraska
15	181 Hindertler, Kirk	E	Colorado State
16	193 Chuoke, Bob	T	Idaho
17	205 Kaser, Rick	T	Toledo
18	217 Hayes, Norm	T	Idaho
19	229 Graves, Buster	T	Arkansas
20	241 Durrant, Jim	G	Utah
21	253 Kistler, Jack	B	Duke
22	265 Brundage, Dewey	E	Birmingham Young
23	277 Shanafelt, Jack	T	Pennsylvania
24	289 Burrows, Bobby	G	Duke
25	301 Wolt, Dick	B	Arkansas State
26	313 George, Jim	C	Syracuse
27	325 Rzeszut, Dick	C	Benedictine
28	337 Rutschman, Dolph	B	Linfield
29	349 Bertrand, Mel	C	Idaho
30	360 Horton, Ellis	B	Eureka (Ill.)

1955

1	12 Middleton, Dave	B	Auburn
2	24 Salsbury, Jim	G	UCLA
3a	36 McCord, Daris	T	Tennessee
3b	39 Mallory, Gordon	B	Miami
4	48 Riley, Lee	B	Detroit
5	60 Brooks, Bud	G	Arkansas

6	72 Childers, Elijah	T	Prairie View A&M
7	84 Zagers, Bert	B	Michigan State
8a	90 Cunningham, Leon	B	South Carolina
8b	96 Holland, Lamorne	C	Rice
8c	97 Walker, Bill	E	Maryland
9	108 Jenkins, Walt	B	Wayne State
10	120 Gastall, Tom	T	Boston
11	132 McDermott, Herb	B	Iowa State
12	144 Goist, Dick	T	Cincinnati
13	156 Henderson, Don	B	Ugah
14	168 Gajda, Jerry	B	Benedictine
15	180 Atkins, George	E	Auburn
16	192 Marr, Al	G	Bradley
17	204 Daly, Don	B	Eastern Kentucky
18	216 Olekstad, Pat	B	Tennessee
19	228 Muller, Bob	C	Eastern Kentucky
20	240 Mahaffey, Fred	T	Dewar
21	252 Walters, Jim	B	Mississippi
22	264 Albrecht, George	B	Maryland
23	276 Galuska, George	T	Wyoming
24	288 Flacke, Bob	G	Holy Cross
25	300 Miller, Dick	B	Illinois
26	312 McDonald, Duncan	B	Michigan
27	324 Troka, Mike	T	Trinity (Conn.)
28	336 Lovell, Harry	B	South Carolina
29	348 Dearing, Bill	B	Florida
30	359 Hatch, Charley	E	Utah State

1956

1	3 Cassady, Howard	B	Ohio State
2	Choice to LA		
3	27 McIlhenry, Don	B	So. Methodist
4	38 Reichow, Jerry	OB	Iowa
5	50 Tracy, Tom	B	Tennessee
6	62 Lusk, Bob	C	William & Mary
7	74 Cronin, Gene	G	Pacific
8	86 Powell, Jack	T	Texas A&M
9	98 Jones, Calvin	B	Iowa
10	110 Silas, Joe	DE	South Carolina
11a	122 Wacker, Lew	B	Richmond
11b	124 Selep, Tom	B	Maryland
12	134 Nunney, Bob	T	Louisiana State
13	146 Ferguson, O.K.	B	Louisiana State
14	158 Falls, Ronnie	LB	Duke
15	170 Allert, Horace	DE	SW Texas State
16	182 Zyzyda, Lew	DE	Purdue
17	194 Wind, Ken	B	Houston
18	206 Petrarca, Emidio	B	Boston College
19	218 Vaughn, Dale	B	Virginia Military
20	230 Stephenson, Joe	B	Vanderbilt
21	242 Blechen, Bob	C	Whittier
22	254 Marazza, Dick	T	Clemson
23	266 Garrard, Bob	B	Georgia
24	278 Walz, Jarv	B	Central Michigan
25	290 Hall, Jerry	B	Rice
26	302 Walden, Joe	T	West Texas State
27	314 Burnthorne, Bryan	G	Tulane
28	326 Smith, John	B	Northwestern
29	338 Peters, Doug	G	UCLA
30	350 Gibbens, John	T	Southwest Texas State

1957

1	12 Glass, Bill	G	Baylor
2	24 Gordy, John	B	Tennessee
3	36 Barr, Terry	B	Michigan
4	48 Junker, Steve	E	Xavier
5	59 Barrow, John	B	Florida
6	71 Russell, Ken	T	Bowling Green
7	83 Leahy, Gerry	E	Colorado
8	95 Liddick, Dave	B	George Washington
9	107 Nikkel, John	E	Texas Christian
10	119 Rychlec, Tom	E	American Int'l
11	131 Osterich, Carl	E	Missouri
12	143 O'Brien, Charlie	C	Valparaiso
13	155 West, Bill	B	Eastern Oregon
14	167 Smith, Phil	C	Jacksonville State
15	179 Alderton, Gene	C	Maryland
16	191 Olson, Hillmer	B	Virginia Tech
17	203 Kemp, Jack	OB	Occidental
18	215 Weenig, Jay	B	Brigham Young
19	227 Gundeman, Bob	E	Virginia
20	239 Lazzarino, Alex	B	South Carolina
21	251 Meredith, Dudley	T	Lamar
22	263 Schulte, Tom	E	Eastern Kentucky
23	275 Gillar, George	B	Texas A&M
24	287 Scales, Joe	B	Vanderbilt
25	299 Johnson, Carl	B	South Dakota
26	311 Muehlaupt, Ed	B	Iowa State
27	323 Trafias, Dick	E	St. Thomas (Minn.)
28	335 Smith, Joe	B	Houston
29	347 Martin, Hugh	B	Pomona
30	358 Shill, Mike	T	Furman

1958

1	10 Karras, Alex	T	Iowa
2	Choice to ChiC		
3	Choice to Cle		
4	45 Walker, Wayne	C	Idaho
5	Choice to Cle		
6	73 Lewis, Danny	B	Wisconsin
7a	83 Pfeifer, Ralph	B	Kansas State
7b	85 Dutton, Hal	T	Virginia
8a	92 Koefler, Karl	T	Bowling Green
8b	97 Blazer, Phil	B	North Carolina
9a	103 Loftin, Jim	B	Alabama

1	Choice to Cle	
2	Choice to ChiC	
3	Lary, Yale	B
4	Summerell, Pat	E
5	Miller, Bob	T
6	Cooper, Gordon	E
7	Gardner, Wes	C
8	Dubinski, Tom	B
9	Gandee, Sherwin	E
10	Dowden, Steve	C
11	Flowers, Keith	B
12	Roshio, Jim	C
13	McDonald, Carroll	C
14	Oliverson, Ray	B
15	Burgamy, John	G
16	Choice to Cle	
17	202 Laurella, Hank	B
18	213 Campbell, Stan	G
19	226 Aaron, Blaine	Duke
20	237 Mains, Gil	Murray State
21	250 Boykin, Arnold	Mississippi
22	261 David, Jim	Colorado State
23	274 Maxwell, Hal	Mississippi
24	285 Werckle, Bob	Vanderbilt
25	298 Bailey, By	Washington State
26	309 Terry, Buddy	Stephen F Austin
27	322 Trout, Bob	Baylor
28	333 Turner, Hal	Tennessee State
29	346 Hudson, Art	Western Illinois
30	357 Dillon, Ray Don	B

1	3 Cassady, Howard	B	Ohio State
2	Choice to LA		
3	27 McIlhenry, Don	B	So. Methodist
4	38 Reichow, Jerry	OB	Iowa
5	50 Tracy, Tom	B	Tennessee
6	62 Lusk, Bob	C	William & Mary
7	74 Cronin, Gene	G	Pacific
8	86 Powell, Jack	T	Texas A&M
9	98 Jones, Calvin	B	Iowa
10	110 Silas, Joe	DE	South Carolina
11a	122 Wacker, Lew	B	Richmond
11b	124 Selep, Tom	B	Maryland
12	134 Nunney, Bob	T	Louisiana State
13	146 Ferguson, O.K.	B	Louisiana State
14	158 Falls, Ronnie	LB	Duke
15	170 Allert, Horace	DE	SW Texas State
16	182 Zyzyda, Lew	DE	Purdue
17	194 Wind, Ken	B	Houston
18	206 Petrarca, Emidio	B	Boston College
19	218 Vaughn, Dale	B	Virginia Military
20	230 Stephenson, Joe	B	Vanderbilt
21	242 Blechen, Bob	C	Whittier
22	254 Marazza, Dick	T	Clemson
23	266 Garrard, Bob	B	Georgia
24	278 Walz, Jarv	B	Central Michigan
25	290 Hall, Jerry	B	Rice
26	302 Walden, Joe	T	West Texas State
27	314 Burnthorne, Bryan	G	Tulane
28	326 Smith, John	B	Northwestern
29	338 Peters, Doug	G	UCLA
30	350 Gibbens, John	T	Southwest Texas State

1	12 Glass, Bill	G	Baylor
2	24 Gordy, John	B	Tennessee
3	36 Barr, Terry	B	Michigan
4	48 Junker, Steve	E	Xavier
5	59 Barrow, John	B	Florida
6	71 Russell, Ken	T	Bowling Green
7	83 Leahy, Gerry	E	Colorado
8	95 Liddick, Dave	B	George Washington
9	107 Nikkel, John	E	Texas Christian
10	119 Rychlec, Tom	E	American Int'l
11	131 Osterich, Carl	E	Missouri
12	143 O'Brien, Charlie	C	Valparaiso
13	155 West, Bill	B	Eastern Oregon
14	167 Smith, Phil	C	Jacksonville State
15	179 Alderton, Gene	C	Maryland
16	191 Olson, Hillmer	B	Virginia Tech
17	203 Kemp, Jack	OB	Occidental
18	215 Weenig, Jay	B	Brigham Young
19	227 Gundeman, Bob	E	Virginia
20	239 Lazzarino, Alex	B	South Carolina
21	251 Meredith, Dudley	T	Lamar
22	263 Schulte, Tom	E	Eastern Kentucky
23	275 Gillar, George	B	Texas A&M
24	287 Scales, Joe	B	Vanderbilt
25	299 Johnson, Carl	B	South Dakota
26	311 Muehlaupt, Ed	B	Iowa State
27	323 Trafias, Dick	E	St. Thomas (Minn.)
28	335 Smith, Joe	B	Houston
29	347 Martin, Hugh	B	Pomona
30	358 Shill, Mike	T	Furman

1	10 Karras, Alex	T	Iowa
2	Choice to ChiC		
3	Choice to Cle		
4	45 Walker, Wayne	C	Idaho
5	Choice to Cle		
6	73 Lewis, Danny	B	Wisconsin
7a	83 Pfeifer, Ralph	B	Kansas State
7b	85 Dutton, Hal	T	Virginia
8a	92 Koefler, Karl	T	Bowling Green
8b	97 Blazer, Phil	B	North Carolina
9a	103 Loftin, Jim	B	Alabama

(From Pit)
(From Cle)

(From Pit)

(Future)

(From Was)

(From GB)

(From Was)

(From SF)

(From Pit)

(From Pit)



10	109	Paolucci, Ben	T	Wayne State	18	247	Gregor, John	T	Montana
10	121	Schaubach, Elliott	T	William & Mary	19	262	Valesano Jr, Gene	T	Northern Michigan
11	133	Chaney, Claude	T	Dayton	20	275	Lewis, Tom	B	Lake Forest
12	145	Boutte, Hal	T	San Jose State					
13	157	Maroney, Barry	E	Cincinnati		1962			
14	169	Webb, Ken	E	Presbyterian	1	10	Hadli, John	QB	Kansas
15	179	Scheldrup, John	E	Iowa State	2	24	Wilson, Eddie	QB	Arizona
15b	181	Mohlmair, Jerry	E	Benedictine	3	38	Thompson, Bobby	HB	Arizona
16	193	Ringuquist, Gordon	T	Central Michigan	4a	48	Lomaskoski, John	T	Western Michigan
17	205	Gurasich, Walt	T	USC	4b	52	Ferguson, Larry	HB	Iowa
18a	212	Austin Bill	T	Auburn	5	66	Birdwell, Dan	C	Houston
18b	217	Carrier, Larry	T	Murray State	6	80	Bundra Mike	T	USC
19	229	Buttos, Dave	T	Kansas	7	94	Hall, Tom	E	Minnesota
20	241	Curry, Bill	T	Western Kentucky	8a	108	Hooper, Murdock	T	Houston
21	253	Wagstaff, Jim	T	Idaho State	9	122	Imperiale, Frank	G	Southern Illinois
22	265	Nidifer, Buddy	T	South Carolina	10	136	Archer, Jerry	C	Pittsburg State
23	277	Destino, Frank	T	South Carolina	11	150	Anderson, Karl	T	Bowling Green
24	289	Whitsell, Dave	T	Indiana	12	164	Sprute, Gail	C	Winston State
25	301	Cook, Jim	T	Auburn	13	178	Knight, Sherlock	T	Central St. (Ohio)
26	313	Bruce, Joe	T	Middle Tennessee State	14	192	Davidson, Jim	T	Maryland
27	325	Agers, Don	T	Missouri-Rolla	15	206	Broadbent, Dick	T	Delaware
28	337	Pitt, Jack	T	South Carolina	16	220	Sestak, Tom	T	McNeese State
29	349	Herzog, Henry	T	Kentucky	17	234	Wickline, Rucker	T	Marshall
30	360	Bronson, Tommy	T	Tennessee	18	248	Zuger, Joe	QB	Arizona State
					19	262	Bernhardt, Jim	E	Linfield
					20	276	Brown, Bob	E	Michigan
1959									
1	6	Pietrosante, Nick	FB	Notre Dame					
2	18	Horton, Charley	G	Baylor		1963			
2b	19	Rabold, Mike	T	Indiana	1	12	Sanders, Daryl	T	Ohio State
3a	30	Koes, Ron	T	North Carolina	2	27	Williams, Roy	T	Pacific
3b	36	Luciano, Ron	T	Syracuse	3		Choice to Phi	C	
4a	42	Brandriff, Art	T	Virginia Military	4	55	Walton, Chuck	C	Iowa State
4b	46	Grottkau, Bob	T	Oregon State	5		Choice to Cle	G	
5		Choice to Chic	C		6	83	King, Don	HB	Syracuse
6a		Choice to Chic	C		7	96	Gernble, John	HB	Pacific
6b	67	Guesman, Dick	T	West Virginia	8	111	Gaubatz, Dennis	LB	Louisiana State
7	77	Donnell, Ben	T	Vanderbilt	9	124	Dill, Ken	IB	Mississippi
8	88	Lenden, Jim	T	Oregon	10	139	Ryder, Nick	FB	Miami (Fla)
9	101	Smith, Carl	T	Tennessee	11	152	Kassulke, Karl	HB	Drake
10	112	Laraway, Jack	B	Jurque	12	167	Janik, Tom	B	Texas A&M
10	125	Jacobs, Harry	G	Bradley	13	180	Clark, Ernie	LB	Michigan State
12	136	Stehouwer Ron	T	Colorado State	14	195	O'Brien, Bill	T	Xavier
13	149	Steffen, Jim	T	UCLA	15	208	Simon, James	G-T	Miami (Fla)
14	160	Baldwin, Jim	T	McMurry	16	223	Johnson, Charlie	T	Villanova
15	173	Maier, Bruce	T	Detroit	17	236	Frantz, Gene	B	Brigham Young
16	184	McGee, George	T	Southern	18	251	Greer, Albert	E	Jackson State
17	197	Rudolph, Jack	T	Georgia Tech	19	264	Reeborg, Lucian	E	Hampton Institute
18	208	Holten, Dave	T	Los Angeles State	20	279	Scarborough, Gordon	B	East Texas State
19	221	Granderson, Rufus	T	Prairie View A&M					
20	232	McGrew, Dan	T	Purdue		1964			
21	245	Davis, Buddy	T	Richmond	1	5	Beathard, Pete	QB	USC
22	256	Shields, Lebron	T	Tennessee	2	20	Snorton, Matt	E	Michigan State
23	269	Cesarso, Sal	T	Denver	3a	30	Philbin, Gerry	T	Buffalo
24	280	Riddle, Fred	B	Pittsburg	3b	33	Batten, Pat	FB	Hardin Simmons
25	293	Chamberlain, Dan	T	Sacramento State	4	48	Hilgenberg, Wally	G	Iowa
26	304	Bradley, Jim	T	Lincoln (Mo)	5	61	Helson, James	HB	Alabama
27	317	Jerry, Bill	T	South Carolina	6	76	Hilton, John	TE	Richmond
28	328	Matthews, Vince	B	Texas	7	89	Parcells, Bill	T	Wichita
29	341	Steve, Dave	E	Duke	8		Choice to STL	C	
30	352	Stover, Ron	E	Oregon	9	117	Rasmusson, Wayne	DB	South Dakota State
					10a	132	Hand, Larry	T	Appalachian State
					10b	134	Holton, Glenn	T	West Virginia
					11	145	Hyme, Don	T	Baldwin-Wallace
					12	160	Wells, Warren	E	Texas Southern
					13	173	Miller, John	DE	Idaho State
					14	188	Bickie, Doug	DE/K	Hilldale
							(Future)		
					15	201	Lalonde, Roger	DT	Muskingum
					16	216	Robinson, Allan	HB	Brigham Young
					17	229	Provenzano, Joe	T	Kansas State
					18	244	Langley, Willis	T	Louisiana State
					19	257	Zellmer, Bruce	DB	Winston State
					20	272	Baria, Steve	T	Wichita State
						1965			
					1	11	Nowatzke, Tom	FB	Indiana
					2	25	Rush, Jerry	T	Michigan State
					3	39	Biletnikoff, Fred	FL	Florida State
					4a		Choice to Dal		
					4b	46	Myers, Tom	QB	Northwestern
					5	57	Flynn, John	E	Oklahoma
					6	64	Vaughn, Tom	HB	Iowa State
					5a	67	Flanagan, Ed	C	Purdue
					5b	67	Carroll, John	C	Purdue
					6a	81	Hawkins, Earl	HB/FB	Virginia & Henry
					7	92	Kowalkowski, Bob	G	Emergy
					7b	95	Kent, Greg	G	Utah
					8	109	Harbin, Larry	QB	Appalachian State
					8	123	McLena, Bruce	QB	Hilldale
					9	137	Pennie, Frank	T	Florida
					11	151	Kearney, Jim	DB	Prairie View
					12	165	Moore, James	DE	North Texas State
					13	179	Jacobsen, Jack	B	Oklahoma State
					14	193	Brown, Larry	T	Oklahoma
					15	207	Dickey, Wallace	B	SW Texas State
					16	221	Smith, John	T	Maryland State
					17	235	Odum, Sonny	HB	Duke
					18	249	Sweetman, Karl	QB	Wake Forest
					19	263	Love, Preston	FL	Nebraska
					20	277	Wilson, George	QB	Xavier
						1966			
					1		Choice to GB		
					2	24	Eddy, Nick	HB	Notre Dame
					3	39	Malinchak, Bill	E	Indiana
					4a	55	Van Horn, Doug	E	Ohio State

4b	59	Walker, Willie	FL	Tennessee A&I		2b	48	Weaver, Charlie	LB	USC	
5a	67	Cody, Bill	LB	Auburn	(From Pit)	3	72	Clark, Al	DB	Eastern Michigan	
5b		Choice to Cle				4	100	Woods, Larry	DT	Tennessee State	
6a	87	De Sutter, Wayne	T	Western Illinois	(From Min)	5	125	Newell, Pete	G	Michigan	
7		Choice to Cle				6a	159	Harris, Frank	QB	Boston College	(From LA thru Phi)
8	117	Pincavage, John	HB	Tennessee A&I	(Future)	7	177	Whelless, Brownie	T	Rice	USC
9	136	Cunningham, Dick	G	Arkansas	(Future)	8	204	Lee, Ken	LB	Washington	
10a	148	Yates, Bruce		Auburn	(From Min)	9	229	Zofko, Mickey	LB	Auburn	
10b	150	Bingham, Tom	DE	Wisconsin		10		Choice to Phi			
11	164	O'Sullivan, Jack	LB	Oregon State		11	281	Webb, Phil	DB	Colorado State	
12	178	Winkler, Randy	T	Tarleton State	(Future)	12	308	Pilconis, Bill	WR	Pittsburgh	
13	192	Maseler, Bill	T	Wisconsin		13	332	Abercrombie, David	WR	Tulane	
14	211	Moore, Denis	T	USC	(Future)	14	360	Lorenz, Tom	TE	Iowa State	
15	225	Sullivan, Bill	DE	West Virginia		15	385	Coates, Ed	WR	Central Missouri	
16	239	Gendron, Jerry	E	Wisc.-Eau Claire		16	411	Kutchinski, Tom	DB	Utah	
17	253	Dunlap, Ralph	DE	Baylor		17	436	Jolly, Gordon	T		
18	267	Johnson, Bill	E	Livingston							
19	286	Baier, Bob	T	Simpson		1972					
20	300	Smith, Allen	HB	Findlay	(Future)	1	16	Orvis, Herb	DE	Colorado	
1967						2		Choice to Atl			
1	7	Farr, Mel	HB	UCLA		3a	65	Sanders, Ken	DE	Howard Payne	(From Phi)
2	34	Barney, Lem	DB	Jackson State		3b		Choice to Phi			
3	60	Naumoff, Paul	LB	Tennessee		4		Choice to Dal			
4	88	Kamanu, Lew	DE	Weber State		5		Choice to LA			
5		Choice to Philadelphia				6	145	Potts, Charles	DB	Purdue	
6a	141	Jones, Tim	QB	Weber State		7	172	Stoudamire, Charles	WR	Portland State	
6b	144	McCambridge, John	DE	Northwestern	(From Was)	8	197	Stucky, Henry	DB	Missouri	
7	166	Tuistra, Ted	T	Iowa State		9	224	McClintock, Bill	DB	Drake	
8		Choice to StL				10	249	Teal, Jim	LB	Purdue	
9	218	Wege, Mike	DB	Bowling Green		11	276	Waldron, Bob	DT	Tulane	
10	245	Hayhoe, Jerry	G	USC		12	301	Bradley, Paul	WR	SMU	
11	270	Shirley, Ray	T	Arizona State		13	328	Kirschner, John	TE	Memphis State	
12	297	Watts, Eric	DB	San Jose State		14	353	Kelly, Eric	T	Whitworth	
13	322	Wright, Lamar	G	Georgia Tech		15	380	Roach, Steve	LB	Kansas	
14	349	Robinson, Cleveland	DE	South Carolina State		16	405	Jenkins, Leon	DB	West Virginia	
15	374	Burke, Sam	DB	Georgia Tech		17	432	Tyler, Mike	DB	Rice	
16	401	Zawadzkas, Jerry	TE	Columbia		1973					
17	426	Ramsay, Ken	DT	Northwestern		1	17	Price, Ernest	DE	Texas A&I	
1968						2	44	Crosswhite, Leon	RB	Oklahoma	
1a	11	Landry, Greg	QB	Massachusetts		3a	58	Brady, John	TE	Washington	(From Chi)
1b	24	McCulloch, Earl	FL	USC		3b	71	Laslavic, Jim	LB	Penn State	
2	37	Depovyster, Jerry	K	Wyoming		3c	75	Johnson, Levi	DB	Texas A&I	(From Oak thru LA)
3a		Choice to SF				4a	81	Hennigan, Mike	LB	Tennessee Tech	(From NO)
3b	74	Sanders, Charlie	TE	Minnesota	(From Cle thru LA)	4b	91	Jaurin, Dick	WR	Yale	(From Atl)
4	93	Mooney, Ed	LB	Texas Tech		4c	96	Hooks, Jim	RB	Central St. (Okla)	
5	120	Odle, Phil	E	Brigham Young		5		Choice to SD thru Was			
6	148	Spitzer, Mike	DE	San Jose State		6		Choice to StL			
7		Choice to NO				7	175	Andrews, John	DT	Morgan State	
8	202	Miller, Terry	LB	Illinois		8a	200	Mccary, Prentice	DB	Arizona State	
9	229	Barton, Greg	QB	Tulsa		8b	203	Bledsoe, John	DB	Ohio State	(From Cle)
10	256	Liggins, Granville	LB	Oklahoma		9	227	Dean, Ira	DB	Baylor	
11	283	Little, Dwight	G	Kentucky		10	252	Bonner, Ray	DB	Middle Tennessee	
12	310	Caruthers, Ed	S	Arizona		11	279	Freeman, Scot	WR	Wyoming	
13	337	Bailey, Chuck	T	Humboldt State		12	304	Scott, Tom	WR	Washington	
14	364	Davis, Rich	E	Colorado State		13	331	Moss, John	LB	Pittsburgh	
15	391	Oliver, Jim	RB	Colorado State		14	356	Corey, Jay	T	Santa Clara	
16	418	Rokita, Bob	DE	Arizona State		15	383	Harsen, Dan	DB	Brigham Young	
17		Choice to Min				16	408	Nickles, Larry	WR	Dayton	
						17	435	Belgrave, Earl	T	Ohio State	
1969						1974					
1		Choice to LARm				1a	8	O'Neil, Ed	LB	Penn State	(From NO)
2a	34	Taylor, Altie	RB	Utah State		1b		Choice to NO			
2b	47	Varborough, Jim	TE	Florida	(From LA)	2	39	Howard, Billy	DB	Alcom A&M	
3a	59	Walton, Larry	FL	Arizona State	(From NO)	3	65	Bussey, Dexter	RB	Texas-Arlington	
3b		Choice to NYG				4		Choice to StLouis			
4		Choice to SF				5	117	Capria, Carl	DB	Purdue	
5		Choice to Min thru Pit				6a	139	Burden, Willie	RB	North Carolina State	(From NO)
6		Choice to Atl				6b	143	Davis, Jim	G	Alcom A&M	
7		Choice to Atl				7	169	Herrera, Efrén	K	UCLA	
8	190	Carr, Jim	T	Jackson State		8	195	Denmark, Mike	LB	Emporia St. (Kan.)	
9	216	Rasley, Rocky	G	Oregon State		9		Choice to LA			
10	242	Bergum, Bob	DE	Wisc.-Platteville		10	247	Wooley, David	RB	Central St. (Okla.)	
11	268	Walker, Ron	E	Morris Brown		11	273	Blair, TC	TE	Tulsa	
12	294	Hadlock, Bob	DT	George Fox		12	299	Wakefield, Mark	WR	Tampa	
13	320	Wilson, Bowie	HB	USC		13	325	Rothwell, Fred	C	Kansas State	
14	346	Hoy, James	DB	Michigan		14	351	Jones, David	DB	Howard Payne	
15	372	Gough, Fred	LB	Texas-Arlington		15	377	Wellis, John	G	Kansas State	
16a	398	Spain, Ken	DE	Houston		16	403	Wilson, Myron	DB	Bowling Green	
16b	407	Stahl, John	G	Fresno State	(From Min)	17	429	Temple, Collis	DE	Louisiana State	
17	424	Steele, Gary	TE	Army		1975					
1970						1	13	Boden, Lynn	G	South Dakota State	
1	19	Owens, Steve	RB	Oklahoma		2	38	English, Doug	DT	Texas	
2	45	Parson, Ray	G	Minnesota		3		Choice to NO thru Min			
3	71	Mitchell, Jim	DE	Virginia State		4	94	Hertwig, Craig	T	Georgia	
4		Choice to NYG				5		Choice to Cleveland			
5	123	Parker, Bob	G	Memphis State		6a	138	Cooper, Fred	DB	Purdue	(From NO)
6	149	Terry, Tony	DT	USC		6b	141	King, Horace	RB	Georgia	(From NE)
7	175	Geddes, Ken	LB	Nebraska		6c	144	Franklin, Dennis	QB/WR	Michigan	
8		Choice to St.Louis				7	168	Thompson, Leonard	WR	Drake	
9	227	Weaver, Herman	P	Tennessee		8	194	Thompson, Leonard	RB	Oklahoma State	
10	253	Maxwell, Bruce	RB	Arkansas		9	219	Strimho, Steve	LB	Michigan	
11	279	Laird, Roger	DB	Kentucky State		10	250	Boyd, Brad	TE	Louisiana State	
12	305	Murrell, Emanuel	DB	Cal-Poly SLO		11	275	Myers, Steve	G	Ohio State	
13	331	Haverdick, Dave	DT	Morehead State		12	300	Rountree, Andre	LB	Iowa State	
14	357	Brown, Charlie	WR	Northwestern Arizona		13	325	Smith, Jim	QB	N. Carolina Central	
15	383	Haney, Bob	DB	Idaho		14	350	McMillin, Jim	LB	Boise State	
16	409	Todd, Jerry	T	Memphis State		15	375	Green, Rudy	RB	Yale	
17	434	Marshall, Jesse	DT	Centenary		16	406	Chaves, Les	DB	Kansas State	
1971						17	431	Lancaster, Mark	G	Tulsa	
1	21	Bell, Bob	DT	Cincinnati							
2a	30	Thompson, Dave	C	Clemson	(From Phi)						

1976				10	264	Cannavino, Anyo	LB	Michigan	
1a	10	Hunter, James	DB		11	294	Jackson, Willie	DB	Mississippi
1b	16	Gaines, Lawrence	RB		12		Choice to Den		
2a	44	Long, Ken	G		1982				
2b	46	Hill, David	TE		1	15	Williams, Jimmy	LB	Nebraska
3a	68	Boinger, Russ	G		2	42	Watkins, Bobby	CB	Southwest Texas State
3b	76	Woodcock, John	DT		3	69	Doug, Steve	LB	New Hampshire
4		Choice to Chi thru Mia			4	96	McNorton, Bruce	CB	Georgetown (Ky.)
5a		Choice to SF			5	127	Graham, William	DB	Texas
5b	145	Scavella, Steadman	LB		6	154	Macchurik, Mike	QB	Idaho State
6		Choice to NE			7a	175	Bates, Phil	FB	Nebraska
7	198	Ten Napel, Garth	LB		7b		Choice to LARm		(From Hou)
8	217	Sorenson, Rich	K		7c	187	Simmons, Victor	WR	Oregon State
8b	225	Braswell, Charles	DB		8	208	Moss, Martin	DT	UCLA
9	253	Jones, Leanel	TE		9a	231	Waogner, Dan	CB	Kansas
10	279	Bowerman, Bill	DB		9b		Choice to Mia		(From Oak thru LARm)
11	307	Shugrue, Gary	DE		10	266	Barnes, Roosevelt	LB	Purdue
12	395	McCabe, Mike	DE		11	292	Lee, Edward	WR	So. Carolina State
13	363	Jacobs, Mel	WR/KR		12a	319	Porter, Ricky	WR	Slippery Rock
14	391	Elston, Leonard	WR		12b	326	Rubick, Rob	TE	Grand Valley State
15	419	Smock, Trent	WR		1983				
16	447	McCurdy, Craig	LB		1	13	Jones, James	FB	Florida
17	475	Meeks, Jim	DB		2	40	Strenger, Rich	T	Michigan
1977				3	67	Cofe, Michael	DE	Tennessee	
1		Choice to Buffalo		4	94	Curley, August	LB	USC	
2	42	Williams, Walt	DB		5a	115	Johnson, Demetrious	DB	Missouri
3	69	Kane, Rick	RB		5b	121	Mott, Steve	CB	Alabama
4	96	Blue, Luther	WR		6	154	Brown, Todd	WR	Nebraska
5a	114	Crosby, Ron	LB		7	181	Black, Mike	P	Arizona State
5b		Choice to Pitt			8	208	Stapleton, William	DB	Washington
6a		Choice to SD			9		Choice used in '82 Supplemental draft		
6b	166	Reggie, Pinkney	DB				Kevin Robinson	DB	No. Carolina A&T
7	179	Black, Tim	LB		10	261	Laube, Dave	G/T	Penn State
8	209	Griffin, Mark	T		11	287	Tate, Ben	FB	N. Carolina Central
9	236	Mathieson, Steve	QB		12	321	Lane, Jim	C	Idaho State
10	263	Anderson, Gary	G		1984				
11	293	Daykin, Tony	LB		1	20	Lewis, David	TE	California
12	20	Greenwood, Dave	G/C		2	47	Mandley, Pete	WR	Northern Arizona
1978				3a	62	Williams, Eric	DT	Washington State	(From SD thru STL)
1	11	Bradley, Luther	DB		3b	74	Anderson, Ernest	DB	Oklahoma
2	40	Baker, Al	DE		3c	75	Back, Steve	DE	Oregon
3		Choice to Cleveland			4	106	D'addio, Dave	RB	Maryland
4a	94	Fifer, William	T		5		Choice to LARm		
4b	107	Elias, Homer	G		6	160	Witkowski, John	QB	Columbia
5a	109	Tearry, Larry	C		7a	178	Carter, Jimmie	DB	New Mexico
5b	121	Fowler, Amos	G		7b	187	Adkins, Renwick	DB	Kansas
5c	123	Gray, Dan	DE		8	214	Jones, David	C	Texas
6a	150	Hicks, Dwight	DB		9	246	Hollins, Rich	WR	West Virginia
6b	153	Ardiszone, Tony	G		10a	259	Frizzell, William	DB	No. Car. Central
6c	165	Thompson, Jesse	WR		10b	273	Thaxton, James	DB	Louisiana Tech
7	177	Gibson, Bruce	RB		11	300	Saxon, Mike	P	San Diego State
8	206	Breesh, Jim	K		12	327	Streno, Glenn	C	Tennessee
9		Choice to SF			1985				
10	262	Arrington, Fred	LB		1	6	Brown, Lomas	T	Florida
11	289	Murray, Richard	DT		2	34	Glover, Kevin	C-G	Maryland
12	318	Patterson, Mark	DB		3	62	Johnson, James	LB	San Diego State
1979				4	90	Hancock, Kevin	LB	Baylor	
1	10	Dorney, Keith	T		5	118	Mcintosh, Joe	RB	North Carolina State
2	37	Fantetti, Ken	LB		6	146	Short, Stan	G	Penn State
3	67	Robinson, Bo	RB		7	174	Staten, Tony	CB	Angelo State
4a	88	Norris, Ulysses	TE		8	202	Caldwell, Scotty	RB	Texas Arlington
4b	92	Brooks, Jonathan	LB		9	230	James, June	LB	Texas
5a		Choice to SF			10	258	Beauford, Clayton	WR	Auburn
5b	131	Brown, Walt	C		11	286	Harris, Kevin	S	Georgia
6		Choice to Den			12	314	Weaver, Mike	G	Georgia
7		Choice to Oak thru Cle			1986				
8a		Choice to NYG			1	12	Long, Chuck	QB	Iowa
8b	213	Mohring, John	LB		2a	29	James, Garry	RB	Louisiana State
9	231	Kornio, Jeff	CB		2b		Choice to SF		(From Buf thru SF)
10		Choice to Mia			3a	69	Milnichik, Joe	T	North Carolina State
11a		Choice to NYG			3b		Choice to LARm		
11b	302	Cole, Eddie	LB		4	92	Mitchell, Devon	S	Iowa
12a	313	Forster, Bob	C/G		5	119	Smith, Oscar	RB	Nichols State
12b	326	Sweeney, Bryan	WR		6		Choice to Dallas		
1980				7		Choice to Buffalo			
1	1	Sims, Billy	RB		8	205	Griffin, Allyn	WR	Wyoming
2		Choice to Min thru SF			9	231	Pickens, Lyle	CB	Colorado
3a	57	Turnure, Tom	C		10	258	Johnson, Tracy	LB	Morningside
3b	62	Friede, Mike	WR		11	290	Melvin, Leland	WR	Richmond
4	85	Hipple, Eric	QB		12	317	Durden, Allan	S	Arizona
5a	111	Streeter, Mark	DB		1987				
5b	120	Ginn, Tom	G		1	7	Rogers, Reggie	DE	Washington
6	140	Dieterich, Chris	T		2		Choice to Hou		
7	166	Murray, Eddie	K		3	63	Ball, Jerry	NT	SMU
8		Choice to Baltimore			4	92	Rivers, Garland	S	Michigan
9a	222	Jett, Dewayne	WR		5		Choice to Sea		
9b	231	Tuinei, Tom	DT		6	148	Lockett, Danny	LB	Arizona
10	251	Henderson, Henry	DB		7a	175	Saleaumua, Dan	NT	Arizona State
11	278	Smith, Wayne	DB		7b	203	Gibson, Dennis	LB	Iowa State
12	307	Williams, Ray	KR		8	230	Calhoun, Rick	RB	Cal St.-Fullerton
1981				10	259	Brown, Ray	WR	South California	
1	16	Nichols, Mark	WR		11	286	Silverling, Brian	TE	Penn State
2	46	Green, Curtis	DE		12	315	Lee, Garry	WR	Georgia Tech
3	72	Greco, Don	G		1988				
4	99	Porter, Tracy	WR		1	3	Blades, Bennie	S	Miami
5	129	Lee, Larry	G		2a	29	Spelman, Chris	TE	Ohio State
6	155	Johnson, Sam	DB		2b	32	Carter, Pat	LB	Florida State
7	182	Spivey, Lee	C-T		3	58	Roundtree, Ray	WR	Penn State
8	211	Niziolek, Bob	TE		4	85	White, William	CB	Ohio State
9a	238	Jernigan, Hugh	DB		5	111	Andolsek, Eric	G	Louisiana State
9b	240	Martin, David	DB		6	142	Painter, Carl	RB	Hampton Institute

7	169	James, Jeff	WR	Stanford			
8	196	Hadd, Gary	DT/NG	Minnesota			
9a	223	Corrington, Kip	FS	Texas A&M			
9b	234	Irvin, Todd	T	Mississippi			
10	254	Craig, Paco	WR	UCLA			
11	281	McCon, Danny	QB	Cincinnati			
12		Choice to Ind					
1989							
1	3	Sanders, Barry	RB	Oklahoma State			
2	30	Ford, John	WR	Virginia			
3	59	Utley, Mike	G/T	Washington State			
4	86	Crockett, Ray	DB	Baylor			
5	115	Pete, Lawrence	DT	Nebraska			
6	141	Peete, Rodney	QB	USC			
7	170	Woods, Jerry	DB	Northern Michigan			
8	197	Parker, Chris	DT	West Virginia			
9	226	Maccready, Derek	DE	Ohio State			
10	253	Phillips, Jason	WR	Houston			
11	282	Karpinski, Keith	LB	Penn State			
12	309	Cribbs, James	DE	Memphis State			
1990							
1	7	Ware, Andre	QB	Houston			
2	35	Owens, Dan	DE	USC			
3	62	Spindler, Marc	DE	Pittsburgh			
4a	90	Hinckley, Rob	LB	Stanford			
4b	105	Oldham, Chris	CB	Oregon			
5	118	Campbell, Jeff	WR	Colorado			
6	147	Henry, Maurice	RB	Kansas State			
7	174	Hayworth, Tracy	LB	Tennessee			
8a	194	Green, Willie	WR	Mississippi			
8b	203	Fortin, Roman	T	San Diego State			
9	229	Linn, Jack	T	West Virginia			
10	258	Miller, Bill	WR	Illinois State			
11	285	Warnsley, Reginald	WR	Southern Mississippi			
12	313	Claiborne, Robert	WR	San Diego State			
1991							
1	10	Moore, Herman	WR	Virginia			
2		Choice to Dal					
3	58	Barrett, Reggie	WR	Texas-El Paso			
4	91	Scott, Kevin	CB	Stanford			
5	118	Conover, Scott	T	Purdue			
6	151	Andrews, Rich	K	Florida State			
7	178	Thomas, Franklin	TE	Grambling			
8	205	Jackson, Cedric	FB	Texas Christian			
9	231	Milburn, Darryl	DE	Grambling			
10		Choice to Atl					
11	285	Watkins, Slip	WR	Louisiana State			
12	318	Alexander, Zeno	LB	Arizona			
1992							
1	26	Porcher, Robert	DE	So. Carolina State			
2a	53	Scroggins, Tracy	OLB	Tulsa			
2b	56	Hanson, Jason	K	Washington State			
3	81	McLemore, Thomas	TE	Southern			
4		Choice to Dal					
5		Choice to NO					
6	145	Tharpe, Larry	T	Tennessee State			
7		Choice to NE					
8	221	Clay, Willie	S	Georgia Tech			
9		Choice to Dal					
10		Choice to NE					
11	306	Tillison, Ed	FB	NW Missouri State			
12		Choice to NE					
1993							
1		Choice to NO					
2	33	McNeil, Ryan	CB	Miami (Fla)			
3a	62	London, Antonio	LB	Alabama			
3b	68	Compton, Mike	C	West Virginia			
4		Choice to NO					
5		Choice to NYJ					
6	147	Jeffries, Greg	CB	Virginia			
7	174	Hallock, Ty	LB	Michigan State			
8	201	Minniefield, Kevin	CB	Arizona State			
1994							
1	21	Morton, Johnnie	WR	USC			
2	57	Malone, Van	S	Texas			
3	93	Bonham, Shane	DT	Tennessee			
4	124	Bryant, Vaughn	CB	Stanford			
5	154	Semple, Tony	G	Memphis State			
6	183	Borge(l)a, Jocelyn	CB	Cincinnati			
7	215	Beef, Tom	LB	Wayne State			
1995							
1	20	Elliss, Luther	DT	Utah			
2		Choice to SD					
3	70	Sloan, David	TE	New Mexico			
4		Choice to StL					
5a	141	Boyd, Stephen	LB	Boston College			
5b	156	McConvey, Kez	WR	Florida State			
5c	163	Cherry, Ronald	T	McNeese State			
6a	186	Hickman, Kevin	TE	Navy			
6b	192	Schlesinger, Corey	FB	Nebraska			
7	228	Hempstead, Hessler	G	Kansas			
1996							
1a	17	Brown, Reggie	LB	Ga A&M			
1b	23	Hartings, Jeff	T	Penn State			
2		Choice to Den					
3	76	Stewart, Ryan	S	Georgia Tech			
4	129	Ford, Brad	CB	Alabama			
5	158	Waldroup, Kerwin	DE	Central State (Ohio)			
6		Choice to NE					
7		Choice to Den					
1997							
1	5	Westbrook, Bryant	CB	Texas			
2a	35	Roque, Juan	T	Arizona State			
2b	54	Abrams, Kevin	CB	Syracuse			
3		Choice to Ballas					
4a		Choice to Ballas					
4b		Russell, Matt	LB	Colorado			
5a	135	Chryplewicz, Pete	TE	Notre Dame			
5b	161	Ashman, Duane	DE	Virginia			
6	168	Ramirez, Tony	T	Northern Colorado			
7a	206	Battle, Terry	RB	Arizona State			
7b	232	Harris, Marcus	WR	Wyoming			
7c	239	Jordan, Richard	LB	Missouri Southern			
1998							
1	20	Fair, Terry	CB	Tennessee			
2a	50	Crowell, Germane	WR	Virginia			
2b	60	Batch, Charlie	QB	Eastern Michigan			
3		Choice to Mia					
4a		Choice to Oak					
4b		Choice to Mia					
5		Choice to Mia					
6a		Choice to Mia					
6b	185	Alexander, Jamaal	S	Southern Mississippi			
7	207	Liwienski, Chris	T	Indiana			
1999							
1a	9	Claiborne, Chris	LB	USC			
1b	27	Gibson, Aaron	T	Wisconsin			
2		Choice to Mia					
3	70	DeVries, Jared	DE	Iowa			
4	103	Irvin, Sedrick	RB	Michigan State			
5	137	Talton, Ty	WR	Northern Iowa			
6	177	Kriewaldt, Clint	LB	Wis-Stevens Point			
7	215	Greiling, Mike	DE	North Carolina			
2000							
1	20	McDougle, Stockar	T	Oklahoma			
2	50	Green, Barrett	LB	West Virginia			
3	81	Droughns, Reuben	RB	Oregon			
4		Choice to Phi					
5	145	Franz, Todd	CB	Tulsa			
6	183	Reese, Quinton	S	Auburn			
7	253	Boone, Alfonso	DT	Mt. San Antonio			
2001							
1	18	Backus, Jeff	T	Michigan			
2a	50	Raiola, Dominic	CB	Nebraska			
2b	61	Rogers, Shaun	DT	Texas			
3		Choice to NYG					
4		Choice to NYG					
5a	148	Anderson, Scotty	WR	Grambling State			
5b	149	McMahon, Mike	QB	Rutgers			
6a	173	Glenn, Jason	LB	Texas A&M			
6b	180	Choice to NE					
7		Choice to StL					
2002							
1	3	Harrington, Joey	QB	Oregon			
2	35	Edwards, Kalimba	CB	South Carolina			
3	68	Goodman, Andre	CB	South Carolina			
4	134	Taylor, John	DE	Montana State			
5	138	Owens, John	TE	Notre Dame			
6	175	Cash, Chris	CB	USC			
7a	214	Staley, Luke	RB	Brigham Young			
7b	253	Murphy, Matt	TE	Maryland			
7c	259	Rogers, Victor	DE	Colorado			
2003							
1	2	Rogers, Charles	WR	Michigan State			
2	34	Bailey, Boss	LB	Georgia			
3	66	Redding, Cory	DT	Texas			
4	99	Pinner, Artose	RB	Kentucky			
5a	137	Holt, Terrence	S	North Carolina State			
5b	144	Davis, James	LB	West Virginia			
6	175	Kircus, David	WR	Grand Valley State			
7a	216	Johnson, Ben	T	Wisconsin			
7b	220	Adams, Blue	CB	Cincinnati			
7c	236	Drumm, Brandon	RB	Colorado			
7d	260	Anglin, Travis	WR	Memphis			
2004							
1a		Choice to Cle					
1b	7	Williams, Roy	WR	Texas			
1c	30	Jones, Kevin	RB	Virginia Tech			
2a		Choice to KC					
2b	37	Lehman, Teddy	LB	Oklahoma			
3	73	Smith, Keith	CB	McNeese State			
4		Choice to KC					
5	140	Lewis, Alex	LB	Wisconsin			
6	172	Butler, Kelly	T	Purdue			
7	207	Choice to Buf					
2005							
1	10	Williams, Mike	WR	USC			
2a	37	Cody, Shaun	DT	USC			
2b		Choice to Ten					
3	72	Wilson, Stanley	CB	Stanford			
4		Choice to Ten					
5	145	Orlovsky, Dan	QB	Connecticut			
6a	184	Swancutt, Bill	DE	Oregon State			
6b	206	Goddard, Johnathan	LB	Marshall			
7		Choice to SF					
2006							
1	9	Sims, Ernie	LB	Florida State			
2	40	Bullocks, Daniel	DB	Nebraska			
3	74	Calhoun, Brian	RB	Wisconsin			
4		Choice to NE					

5	141	Scott, Jonathan	T	Texas	7	219	Choice to Min			(from Sea)
6	179	McLann, Dee	DB	West Virginia	7	223	Lewis, Travis	LB	Oklahoma	(from Phi thru NE and Min)
7a	217	Matus, Fred	G	USC	7	230	Choice to Oak			
7b	247	Cannon, Anthony	LB	Tulane						
2007										
1	2	Johnson, Calvin	WR	Georgia Tech						
2	34	Choice to Buf								
2	43	Stanton, Drew	QB	Michigan State			(From Buf)			
2	58	Alama-Francis, Ikaika	DE	Hawaii			(From NO)			
2	61	Alexander, Gerald	S	Boise State			(From Bal)			
3	66	Choice to NO								
3	74	Choice to Bal								
4	101	Choice to Jax thru Bal								
4	105	Davis, A.J.	CB	North Carolina St.			(Choice from Arz thru Oak)			
4	117	Ramirez, Manny	G	Texas Tech						
5	139	Choice to StL								
5	149	Choice to NO								
5	154	Choice to StL								
5	158	Baldwin, Johnny	LB	Alabama A&M			(From Den)			
6	176	Choice to Min thru Den								
7	212	Choice to Dal thru NYJ								
7	255	Robinson, Ramzee	CB	Alabama						
2008										
1	15	Choice to KC								
1	17	Cherilus, Gosder	T	Boston College						
		(From Min thru KC)								
2	45	Dizon, Jordan	LB	Colorado						
3	64	Smith, Kevin	RB	Central Florida						
		(From Mia)								
3	66	Choice to Mia								
3	76	Choice to KC								
3	87	Fluellen, Andre	DT	Florida St.						
		(From Cle)								
3	92	Avril, Cliff	DE	Purdue			(From Dal)			
4	111	Choice to Cle thru Dal								
5	136	Moore, Kenneth	WR	Wake Forest						
		(From Mia thru KC)								
5	144	Choice to NO								
5	146	Felton, Jerome	RB	Furman			(From NO)			
5	176	Choice to Mia								
7	216	Cohen, Landon	DT	Ohio						
7	218	Campbell, Caleb	DB	Army			(From NO)			
2009										
1	1	Stafford, Matthew	QB	Georgia						
1	20	Pettigrew, Brandon	TE	Oklahoma State			(From Dal)			
2	33	Delmas, Louis	DB	Western Michigan						
3	65	Choice to NYJ								
3	76	Levy, DeAndre	LB	Wisconsin			(From NO thru NYJ)			
3	82	Williams, Derrick	WR	Penn State			(From Dal)			
4	101	Choice to Dal								
4	115	Hill, Sammie	DT	Stillman			(From Was thru NYJ)			
5	137	Choice to Bal thru Sea, Phi and NE								
6	174	Choice to Den								
6	192	Brown, Aaron	RB	Texas Christian			(From Dal)			
7	210	Choice to Atl thru Dal								
7	228	Murtha, Lydon	T	Nebraska			(From NYJ)			
7	235	Follett, Zack	LB	California			(From Atl thru Den)			
7	255	Gronkowski, Dan	TE	Maryland						
2010										
1	2	Suh, Ndamukong	DT	Nebraska						
1	30	Best, Jahvid	RB	California			(From Min)			
2	34	Choice to Minnesota								
3	66	Speivey, Amari	DB	Iowa						
4	100	Choice to Minnesota								
4	128	Fox, Jason	T	Miami			(From Min)			
5	133	Choice to Seattle								
5	146	Choice to Cleveland (From Denver)								
6	171	Choice to Atlanta								
7	209	Choice to Buffalo								
7	213	Young, Willie	DE	North Carolina State			(From Sea)			
7	214	Choice to Minnesota					(From Cleveland)			
7	220	Choice to Philadelphia								
7	255	Tim Toone	WR	Weber State						
2011										
1	13	Fairley, Nick	DT	Auburn						
2	44	Young, Titus	WR	Boise State						
3	57	Leshoure, Mikel	RB	Illinois						
3	75	Choice to Seattle								
4	107	Choice to Seattle								
5	140	Choice to KC								
5	154	Choice to Seattle					(from KC)			
5	157	Hogue, Doug	LB	Syracuse			(from Bal thru Sea)			
6	173	Choice to Seattle								
6	186	Choice to GB thru Den					(from Phi)			
7	205	Choice to Sea					(from Den)			
7	209	Culbreath, Johnny	T	South Carolina St.			(from Cle thru Sea)			
7	210	Choice to Atlanta								
7	231	Choice to Miami thru SF and GB (from NYJ)								
2012										
1	23	Reiff, Riley	T	Iowa						
2	54	Broyles, Ryan	WR	Oklahoma						
3	85	Bentley, Dwight	CB	Louisiana-Lafayette						
4	117	Choice to SF								
4	125	Lewis, Ronnell	DE	Oklahoma			(from SF)			
5	138	Whitehead, Tahir	LB	Temple			(from Min)			
5	148	Greenwood, Chris	CB	Albion			(from Oak)			
5	158	Choice to Oak								
6		Forfeited								
6	196	Green, Jonte	CB	New Mexico State			(from NO thru Mia and SF)			



LIONS TRADES SINCE 1969

8/11/69	Lions acquired TE Ken Barefoot from Washington in exchange for the Lions' 6th round pick in the 1970 draft.	9/8/75	Lions acquired LB Larry Ball and a 1976 5th round pick from Miami in exchange for a 1976 4th round pick.
9/4/69	Lions traded RB Dave Kopay to Washington in exchange for the Redskins' 6th round pick in the 1970 draft. The pick was acquired from Detroit in the Ken Barefoot trade.	4/8/76	Lions traded their 1976 1st round pick (acquired from Green Bay through Los Angeles) to Chicago for the Bears' 1976 1st and 3rd round picks.
9/10/69	Lions acquired DT Dan Goich from St. Louis in exchange for a 1970 8th round pick.	7/22/76	Lions acquired WR J.D. Hill from Buffalo in exchange for a 1977 1st round pick.
5/11/70	Lions acquired DE Len Persin from Philadelphia in exchange for a 1971 10th round pick.	7/23/76	Lions acquired G Mark Markovitch from San Diego in exchange for a 1977 6th round pick.
8/26/70	Lions acquired WR Chuck Hughes from Philadelphia in exchange for G Robert Parker.	8/25/76	Lions traded TE Leannell Jones to San Diego in exchange for cash (\$200).
9/9/70	Lions traded DT Dennis Moore to Philadelphia in exchange for the Eagles' 1971 6th round pick (from the Los Angeles Rams).	9/6/76	Lions traded WR Martin Briscoe to New England in exchange for a 1977 6th round pick (from Minnesota through New England).
10/6/70	Lions traded RB Larry Watkins to Philadelphia in exchange for the Eagles' 1971 2nd round pick.	9/6/76	Lions traded QB Bill Munson to Seattle in exchange for the Seahawks' 1977 5th round pick.
1/28/71	Lions traded QB Greg Barton to Philadelphia in exchange for the Eagles' 1971 2nd round pick and 1972 2nd and 3rd round picks.	6/17/77	Lions traded P Herman Weaver to Denver in exchange for the Broncos' 1978 4th and 6th round picks.
5/7/71	Lions acquired LB Carl Cunningham from Denver in exchange for T Roger Shoals.	8/11/77	Lions acquired RB Marv Hubbard from Oakland in exchange for cash (\$100).
7/7/71	Lions acquired WR Ron Jessie from the Los Angeles Rams in exchange for a 1972 4th round pick.	8/19/77	Lions acquired K Fred Steinfort from Seattle in exchange for cash (\$100).
8/16/71	Lions traded LB Carl Cunningham to New Orleans in exchange for the Saints' 1973 4th round pick.	9/1/77	Lions acquired K Steve Mike-Mayer from San Francisco in exchange for a 1978 8th round pick.
9/1/71	Lions acquired DE Dick Evey from Los Angeles in exchange for a 1972 5th round pick.	4/27/78	Lions acquired LB Dave Washington from San Francisco in exchange for a 1979 5th round pick.
9/9/71	Lions acquired RB Paul Gipson from Atlanta in exchange for a 1972 2nd round pick.	4/28/78	Lions acquired the draft rights to P Tom Skladany from Cleveland in exchange for a 1978 3rd round pick and a 1979 7th round pick.
9/29/71	Lions acquired QB Bill Cappelman from Philadelphia in exchange for a 1972 3rd round pick, with the condition that Detroit agrees that no further compensation is due them from the Eagles for Larry Watkins, acquired in 1970.	5/1/78	Lions traded DT Herb Orvis to Baltimore in exchange for WR Freddie Scott and the Colts' 1978 4th round pick.
2/1/72	Lions acquired DB Rudy Redmond, RB Sonny Campbell and a 1973 4th round pick from Atlanta in exchange for a 1972 2nd round pick.	5/2/78	Lions traded LB Jim Laslavic to San Diego in exchange for the Chargers' 1978 5th and 6th round picks.
4/14/72	Lions acquired DE Joe Schmiesing from St. Louis in exchange for T Ray Parson.	5/11/78	Lions traded T Rockne Freitas to Tampa Bay in exchange for the Buccaneers' 1979 4th round pick.
7/31/72	Lions traded DT Jerry Rush to Cleveland in exchange for a 1973 8th round pick.	7/20/78	Lions acquired DB Jimmy Allen from Pittsburgh in exchange for a 1979 4th round pick (acquired from Tampa Bay).
8/22/72	Lions traded DB Al Clark to Los Angeles in exchange for a 1973 3rd round draft pick (from Oakland).	8/2/78	Lions acquired DT Dave Gallagher from the New York Giants in exchange for a 1979 8th round pick.
9/5/72	Lions acquired LB Rick Ogle from St. Louis in exchange for a 1973 6th round pick.	8/2/78	Lions acquired RB Marsh White from the New York Giants in exchange for a 1979 11th round pick.
9/5/72	Lions acquired TE John Hilton from Washington in exchange for a 1973 5th round pick.	8/14/78	Lions acquired TE Bill Gay from Denver in exchange for DB Charlie West and Detroit's 8th round pick in the 1979 draft.
1/30/73	Lions traded TE Craig Cotton and a 1973 1st round pick to Chicago in exchange for Kansas City's 1973 1st round pick and Chicago's 1973 3rd round pick.	8/14/78	Lions acquired DE Jim Mitchell from New England in exchange for T Bob McKay.
4/10/73	Lions traded LB Adrian Young to New Orleans in exchange for the Saints' 1974 6th round pick.	8/16/78	Lions acquired RB John Brockington from Kansas City in exchange for RB Eddie Payton.
6/13/73	Lions traded DT Joe Schmiesing to Baltimore in exchange for the Colts' 1974 4th round pick.	8/16/78	Lions traded K Skip Butler to Dallas in exchange for the Cowboys' 1979 11th round pick.
7/26/73	Lions acquired G Brian Goodman from Los Angeles in exchange for a 1974 9th round pick.	8/23/78	Lions acquired C Mike Montler from Denver in exchange for a 1980 8th round pick.
7/27/73	Lions acquired WR Jim O'Brien from Baltimore in exchange for all consideration sent to Detroit for Joe Schmiesing (Baltimore's 1974 4th round pick).	8/28/78	Lions acquired T Karl Baldischwiler from Miami in exchange for a 1979 10th round pick.
8/1/73	Lions traded DT John Gordon to Baltimore in exchange for the Colts' 1974 10th round draft pick.	8/28/78	Lions acquired LB Garth Ten Napel from Atlanta in exchange for cash (\$500).
8/30/73	Lions traded LB Ed Mooney to Baltimore in exchange for the Colts' 1974 5th round pick.	9/27/78	Lions traded DE Ernie Price to Seattle in exchange for DE Bill Cooke and the Seahawks' 1979 8th round pick.
9/6/73	Lions acquired DB Willie Germany from Atlanta in exchange for a 1974 5th round pick (from Baltimore in Ed Mooney trade).	1/9/79	Lions acquired a 1979 12th round pick from New England in exchange for past considerations.
9/7/73	Lions acquired DB Miller Farr from St. Louis in exchange for a 1974 4th round pick.	4/16/79	Lions acquired T Gordon Jolley from Seattle in exchange for past consideration.
1/31/74	Lions traded DB Willie Germany to Philadelphia in exchange for C Mike Evans.	4/30/79	Lions traded QB Greg Landry to Baltimore in exchange for the Colts' 1979 4th round, 5th round picks (from San Diego through Baltimore), and 1980 3rd round pick.
2/26/74	Lions acquired DB Ben Davis from Cleveland in exchange for a 1975 5th round pick.	8/20/79	Lions acquired DT Cleveland Elam from San Francisco in exchange for a 1980 2nd round pick.
5/14/74	Lions traded LB Jim Teal to Los Angeles in exchange for the Rams' 1975 9th round pick.	4/8/80	Lions acquired Denver's 1980 8th round pick (traded to Broncos in Mike Montler trade) in exchange for a 1981 12th round pick and past considerations from the Montler trade.
8/7/74	Lions acquired DB Charlie Potts from St. Louis in exchange for cash (\$200).	4/10/80	Lions traded C Larry Tearry to Kansas City in exchange for the Chiefs' 1980 5th round and 9th round picks (from San Francisco through Kansas City).
8/16/74	Lions acquired QB Ed Hargett from Houston in exchange for a 1975 15th round pick.	4/24/80	Lions acquired LB Stan White from Baltimore in exchange for a 1980 8th round pick.
8/17/74	Lions traded QB Bill Cappelman in exchange for QB Sam Wyche.	7/24/80	Lions traded LB Ed O'Neil to New England for the Patriots' 1981 9th round pick.
8/21/74	Lions traded WR Al Barnes to Denver for RB Jimmie Jones.	8/12/81	Lions traded T Bill Searey to Miami for the Dolphins' 1982 12th round pick.
8/29/74	Lions acquired DB Leroy Mitchell from Denver in exchange for a 1975 9th round pick.	8/18/81	Lions acquired LB Steve Towle from Miami in exchange for a 1982 9th round pick.
9/10/74	Lions acquired WR Tim George from Cincinnati in exchange for cash (\$100).	8/19/81	Lions traded T Lee Spivry to Washington in exchange for the Redskins' 1982 12th round pick.
9/10/74	Lions acquired DB Charles West from Minnesota in exchange for a 1975 3rd round pick.	4/26/83	Lions traded G Russ Bolinger to the Los Angeles Rams in exchange for the Rams' 1983 5th round pick.
10/22/74	Lions acquired QB Joe Reed from San Francisco in exchange for a 1975 5th round pick.	4/26/83	Lions acquired DT Mike Fanning from the Los Angeles Rams in exchange for a 1984 5th round pick.
1/29/75	Lions traded RB Leon Crosswhite to New England in exchange for the Patriots' 1975 6th round pick and a 1976 8th round pick (acquired from Philadelphia).	7/21/83	Lions traded DE Al Baker to St. Louis in exchange for the Cardinals' 1984 3rd and 8th round picks.
2/3/75	Lions traded G Chuck Walton to Denver in exchange for LB Bill Laskey.	7/29/83	Lions traded T Karl Baldischwiler to Baltimore in exchange for the Colts' 1984 7th round pick.
5/29/75	Lions traded C Ed Flanagan to San Diego in exchange for a 1976 2nd round pick (from Washington through San Diego).	8/24/83	Lions traded TE David Hill to the Los Angeles Rams in exchange for the Rams' 1984 3rd round pick.
7/30/75	Lions acquired C Jon Morris from New England in exchange for a 1976 6th round pick.	8/29/83	Lions traded WR Tracy Porter to Baltimore in exchange for the Colts' 1984 11th round pick.
8/1/75	Lions traded WR Ron Jessie to Los Angeles for a 1976 1st round pick (from Green Bay through Los Angeles).	8/27/84	Lions acquired LB Angelo King from Dallas in exchange for a 1986 6th round pick.
8/21/75	Lions acquired TE John McKakin from Pittsburgh in exchange for a 1977 5th round pick.		



- 5/1/85 Lions traded QB Gary Danielson to Cleveland in exchange for the Browns 1986 3rd round pick.
- 5/3/85 Lions acquired QB Joe Ferguson from the Buffalo Bills in exchange for a 1986 7th round pick.
- 7/25/85 Lions traded WR Robbie Martin to Indianapolis in exchange for RB Alvin Moore.
- 8/21/85 Lions traded LB Gary Cobb to Philadelphia in exchange for RB Wilbert Montgomery.
- 9/1/86 Lions acquired LB Shelton Robinson from Seattle in exchange for a 1987 5th round pick.
- 9/22/86 Lions acquired T Harvey Salem from Houston in exchange for a 1987 2nd round pick.
- 9/1/87 Lions acquired TE Derek Ramsey from Indianapolis in exchange for a 1988 12th round pick.
- 11/10/87 Lions traded TE Jimmie Giles to Philadelphia in exchange for the Eagles 1988 9th round pick.
- 5/2/90 Lions traded QB Chuck Long to the Los Angeles Rams in exchange for the Rams 1991 3rd round pick.
- 8/20/90 Lions acquired RB Greg Patera from Atlanta in exchange for a 1991 10th round pick.
- 8/26/90 Lions traded WR John Ford to Seattle in exchange for an undisclosed conditional draft pick.
- 9/13/90 Lions traded DE Eric Williams to Washington in exchange for RB James Wilder.
- 4/21/91 Lions acquired DE Kelvin Pritchett from Dallas in exchange for a 1991 2nd, 3rd and 4th round picks.
- 8/22/91 Lions acquired WR Brett Perriman from New Orleans in exchange for a 1992 5th round pick.
- 10/8/91 Lions traded T Harvey Salem to Denver in exchange for the Broncos 1992 3rd round pick.
- 4/26/92 Lions acquired Dallas 1992 2nd round pick in exchange for Detroit's 1992 3rd, 4th and 9th round picks.
- 4/27/92 Lions acquired New England's 1992 6th round pick in exchange for Detroit's 1992 6th, 7th, 10th and 12th round picks.
- 4/23/93 Lions traded NT Jerry Ball to Cleveland in exchange for the Browns 1993 3rd round pick.
- 4/25/93 Lions acquired LB Pat Swilling from New Orleans in exchange for Detroit's 1993 1st and 4th round picks.
- 4/25/93 Lions acquired the New York Jets 1993 2nd round pick in exchange for Detroit's 1993 2nd and 5th round picks.
- 4/27/94 Lions traded WR Reggie Barrett to Seattle in exchange for the Seahawks 1995 5th round pick.
- 7/12/94 Lions traded S William White to Kansas City in exchange for an undisclosed, conditional draft pick.
- 3/2/95 Lions acquired P Harold Alexander from Atlanta in exchange for an undisclosed, conditional draft pick.
- 4/17/95 Lions traded RB Derrick Moore to San Francisco in exchange for the 49ers 1995 5th round pick.
- 4/22/95 Lions acquired San Diego's 1996 1st round pick in exchange for a 1995 2nd round pick.
- 4/22/95 Lions acquired St. Louis' 1995 3rd round pick in exchange for a 1995 3rd and 4th round picks.
- 5/30/95 Lions acquired CB Corey Raymond from Jacksonville in exchange for LB Ty Hallock.
- 4/12/96 Lions acquired RB/KR Glyn Milburn from Denver in exchange for two undisclosed draft picks.
- 4/20/96 Lions acquired Seattle's 1996 1st round pick in exchange for Detroit's 1996 1st and 3rd round picks.
- 4/20/96 Lions acquired New England's 1996 3rd round pick in exchange for Detroit's 1996 3rd, 4th and 5th round picks.
- 4/19/97 Lions acquired Dallas' 1997 2nd round pick in exchange for Detroit's 1997 3rd and 4th round picks.
- 3/25/98 Lions acquired LB Rob Fredrickson from Oakland in exchange for a 1998 4th round pick.
- 4/18/98 Lions acquired Miami's 1998 2nd round pick (through Green Bay) for Detroit's 1998 3rd, 5th and 6th round picks.
- 4/21/98 Lions acquired Green Bay's 1999 7th round pick in exchange for RB/KR Glyn Milburn.
- 3/17/99 Lions acquired Baltimore's 1999 3rd round pick and 2000 5th round pick in exchange for QB Scott Mitchell.
- 4/17/99 Lions acquired Miami's 1999 1st round pick (through San Francisco) in exchange for Detroit's 1999 2nd, 3rd and 5th round picks.
- 4/17/99 Lions acquired Miami's 1999 3rd round pick in exchange for Detroit's 1999 3rd and 7th round picks.
- 4/18/99 Lions acquired Philadelphia's 1999 5th round pick in exchange for a 2000 4th round pick.
- 8/31/99 Lions acquired RB Greg Hill from the St. Louis Rams in exchange for Detroit's 2000 5th round (from Baltimore) and 5th round picks.
- 4/21/01 Lions acquired New England's 2001 2nd and 6th round picks in exchange for a 2nd round pick.
- 4/21/01 Lions acquired New York Giants 2001 2nd round pick in exchange for Detroit's 2001 3rd and 4th round picks.
- 4/22/01 Lions acquired New England's 2001 5th round pick in exchange for Detroit's 2001 6th and 7th round picks.
- 9/2/01 Lions acquired QB Ty Detmer from Cleveland in exchange for a 2002 4th round pick.
- 8/23/02 Lions trade G Brenden Stai to Washington for the Redskins 2003 5th round pick.
- 4/27/03 Lions trade WR Larry Foster to Arizona for the Cardinals's 2003 7th round pick.
- 4/27/03 Lions trade RB Avelon Cason to Dallas for the Cowboys 2003 7th round pick.
- 8/31/03 Lions acquired RB Olandis Gary from Buffalo for a 2004 7th round pick.
- 4/24/04 Lions trade 2004 1st round pick to Cleveland in exchange for the Browns 2004 1st and 2nd round picks.
- 4/24/04 Lions acquired Kansas City's 2004 1st round pick in exchange for Detroit's 2004 2nd and 4th round picks and a 2005 5th round pick.
- 4/23/05 Lions acquired Tennessee's 2005 2nd round pick in exchange for Detroit's 2005 2nd and 4th round.
- 4/24/05 Lions acquired New England's 2005 5th and 6th round picks in exchange for a 2006 4th round pick.
- 8/11/05 Lions acquired S Jon McGraw from New York Jets for a 2007 7th round pick.
- 5/12/06 Lions trade QB Joey Harrington to Miami for a 2007 5th round pick.
- 3/2/07 Lions trade CB Dre' Bly and a 2007 6th round pick to Denver for RB Tatum Bell, T George Foster and the Rams 2007 5th round pick.
- 3/2/07 Lions trade DE James Hall to St. Louis for the Rams 2007 5th round pick.
- 4/28/07 Lions trade 2007 2nd round pick to Buffalo in exchange for the Bills 2007 2nd and 3rd round picks.
- 4/28/07 Lions trade QB Josh McCown and WR Mike Williams to Oakland Raiders in exchange for the Raiders 2007 4th round pick.
- 4/28/07 Lions acquired New Orleans 2007 2nd round pick in exchange for Detroit's 2007 3rd and 5th round picks.
- 4/28/07 Lions trade 2007 3rd and 4th round picks to Baltimore in exchange for the Ravens 2007 2nd round pick.
- 4/29/07 Lions acquired a 2007 4th round pick from St. Louis in exchange for two 2007 5th round picks.
- 3/1/08 Lions acquired CB Leigh Boddin and a 2008 3rd round pick with Cleveland in exchange for DT Shaun Rogers.
- 4/26/08 Lions acquired Kansas City's 2008 1st round, 3rd round and 5th round picks in exchange for Detroit's 1st and 3rd round picks.
- 4/27/08 Lions trade 2008 3rd and 6th round picks to Miami in exchange for the Dolphins 2008 3rd round pick.
- 4/27/08 Lions trade 2008 4th round and 2009 4th round picks to Dallas in exchange for the Cowboys 2008 3rd round pick.
- 4/27/08 Lions trade 2008 5th round choice to New Orleans in exchange for 2008 5th round and 7th round picks.
- 10/14/08 Lions acquired Dallas' 2009 1st, 3rd and 6th round selections in exchange for WR Roy Williams and a 2009 7th round pick.
- 3/2/09 Lions acquired CB Anthony Henry from Dallas in exchange for QB Jon Kitna.
- 3/16/09 Lions acquired LB Julian Peterson from Seattle in exchange for DT Cory Redding and a 2009 5th round pick.
- 4/26/09 Lions trade 2009 3rd round pick to New York Jets in exchange for the Jets 2009 3rd, 4th and 7th round picks.
- 4/26/09 Lions trade 2009 6th round pick to Denver for the Broncos 2009 7th round and 2010 5th round pick.
- 7/1/09 Lions acquire WR/PR Dennis Northcutt from Jacksonville in exchange for S Gerald Alexander.
- 9/4/09 Lions acquire S Ko Simpson from Buffalo in exchange for a 2010 7th round draft pick.
- 9/7/09 Lions acquire a 2011 7th round pick from New York Jets in exchange for QB Kevin O'Connell.
- 3/6/10 Lions acquire DT Corey Williams and a 2010 7th round draft choice from Cleveland in exchange for a 2010 5th round pick.
- 3/13/10 Lions acquire CB Chris Houston from Atlanta in exchange for a 2010 6th round pick and a 2011 7th round pick.
- 3/16/10 Lions acquire QB Shaun Hill from San Francisco in exchange for a 2011 7th round pick.
- 4/6/10 Lions acquire G Rob Sims and a 2010 7th round pick from Seattle in exchange for DE Robert Henderson and a 2010 5th round pick.
- 4/20/10 Lions acquire TE Tony Scheffler from Denver in a three-team trade that sends LB Eric Sims to Philadelphia.
- 4/22/10 Lions acquire a 2010 1st round and 4th round picks from Minnesota in exchange for Detroit's 2010 2nd round pick, 4th round and 7th round picks.
- 4/24/10 Lions acquire 2011 6th round pick from Philadelphia in exchange for a 2010 7th round pick.
- 8/19/10 Lions acquired DE Lawrence Jackson from Seattle for a 2011 6th round pick.
- 8/31/10 Lions trade T Tyler Polumbus to Seattle for an undisclosed 2012 draft pick.
- 9/6/10 Lions acquire CB Alphonso Smith and a 2011 7th round pick from Denver in exchange for TE Dan Gronkowski and a 2011 6th round pick.
- 4/29/11 Lions acquire 2011 2nd, 5th round and 7th round picks from Seattle in exchange for 2011 3rd round, 4th round, 5th round and 7th round picks.
- 4/28/12 Lions acquire 2012 4th round and 6th round picks from San Francisco in exchange for a 2012 4th round pick.
- 4/28/12 Lions acquire 2012 5th round and 7th round picks from Minnesota in exchange for 2012 7th round and 2013 4th round picks.
- 4/28/12 Lions acquire a 2012 5th round from Oakland in exchange for 2012 5th round and 7th round picks.
- 10/31/12 Lions acquire WR Mike Thomas from Jacksonville in exchange for a 2014 5th round draft pick.



DETROIT LIONS ALL-TIME PLAYER ROSTER

* Deceased

A

Player	Pos.	College	Years
Abrams, Kevin	CB	Syracuse	1997-00
Adams, Ernie	LB	Illinois	1987
Addams, Abraham	E	Indiana	1949
Ahrens, Dave	LB	Wisconsin	1988
Aiello, Anthony	B	Youngstown	1944
Alama-Francis, Ikaika	DE	Hawaii	2007-08
Alderman, Grady	G	Detroit	1960
Aldridge, Allen	G	Houston	1998-01
Alexander, Bruce	CB	Stephen F. Austin	1989-91
Alexander, Gerald	S	Boise State	2007-08
Alexander, Stephen	TE	Oklahoma	2004
Alford, Mike	C	Auburn	1966
Allen, Jimmy	DB	UCLA	1978-81
Allen, Nate	LB	Texas Southern	1979
Allerman, Kurt	LB	Penn State	1985
Andersen, Stanley	E	Stanford	1941
Anderson, Courtney	T	San Jose State	2007
Anderson, Gary A.	G	Stanford	1977-78
Anderson, Gary W.	G	Arkansas	1993-95
Anderson, Scotty	WR	Louisiana State	1988-91
*Andolsek, Eric	T	Southern California	1983-85
Araguz, Leo	P	Stephen F. Austin	2001
Arena, Anthony	C	Michigan State	1942-46
Arnold, Jim	RB	Vanderbilt	1986-89
Arnold, John	T	Wyoming	1975-80
Aschorn, Richard	RB	Oregon	1943
Atkins, George	G	Auburn	1955
Atkins, James	G	Southwest Louisiana	2000
Atty, Alexander	G	West Virginia	1941
Austin, James	E	Texas (Calif.)	1939
Avril, Cliff	DE	Purdue	2008-

B

Baack, Steve	DE	Oregon	1984-87
Babers, Roderick	CB	Texas	2003-04
Backus, Jeff	T	Michigan	2001
Bailey, Boss	LB	Georgia	2003-07
Bailey, Byron	B	Washington State	1952-54
Bailey, Robert	CB	Miami (Fla.)	1997-99, 2001
Baker, Al	DE	Colorado State	1978-82
*Baker, John	DE	North Carolina College	1968
Baldschwieler, Karl	TE	Oklahoma	1978-82
Bail, Jerry	NT	Southern Methodist	1987-92
Bail, Larry	LB	Louisville	1975
Banas, Stephen	B	Notre Dame	1935
Banjavic, Emil	C	Arizona	1942
*Bannon, Vincent	S	Detroit	1951-53
Banta, Bradford	TE	Southwestern California	2001-04
Barlie, Louis	B	Duluth	1938
Barnes, Al	WR	New Mexico State	1971-73
Barnes, Darian	FB	Hampton	2008
Barnes, Kevin	CB	Maryland	2012
Barnes, Roosevelt	CB	Purdue	1982-85
Barnum, Lem	CB	Jackston State	1967-77
*Barr, Terry	G	Michigan	1957-65
Barrett, Reggie	WR	UTEP	1991-93
Barrows, Scott	OL	West Virginia	1986-88
Bartell, Ron	CB	Howard	2012-
Barton, Greg	QB	Tulsa	1969
Bashir, Idrees	S	Memphis	2007
Bass, Mike	DB	Michigan	1987
Batch, Charlie	QB	Eastern Michigan	1998-01
Bates, Mario	RB	Arizona State	2000
*Batinsky, Stanley	G	Temple	1941-47
Batten, Pat	FB	Hardin-Simmons	1964
*Battle, Terry	RB	Arizona State	1997
Baumgartner, Maxie	G	Texas	1948
Beatty, Doug	CB	Appalachian State	1988
Beckham, Tony	CB	Wisconsin-Stout	2007
Beemer, Bob	DE	Toledo	1987
Beer, Tom	LB	Wayne State	1994-96
*Behan, Charles	E	DeKalb	1942
*Belichick, Stephen	B	Case Western Reserve	1961
Bell, Anthony	LB	Case Western Reserve	1991
Bell, Bob	DT	Cincinnati	1971-73
Bell, Joique	RB	Wayne State	2011-
Bell, Marcus	DT	Memphis	2004-06
Bell, Tatum	RB	Oklahoma State	2007
Bennett, Tommy	CB	UCLA	2001
Benson, Charles	S	Baylor	1987
Bentley, Bill	CB	Louisiana-Lafayette	2012-
*Bernard, Charles	C	Michigan	1934
Bernard, Karl	RB	SW Louisiana	1987-88
Bernard, Edward	RB	Villanova	1951
Berry, Aaron	E	Pittsburgh	2010-2012
*Berry, Connie M.	E	North Carolina State	1939
Best, Jahvid	RB	California	2010-
Beverly, Eric	C	Miami (Ohio)	1998-2003
Bing, Danell	LB	Southern California	2008-09
*Bingman, Lell	LB	Illinois	1944-54
Black, Mike	S	Arizona State	1983-87
Blades, Bennie	S	Miami (Fla.)	1988-96
Blair, T.C.	TE	Tulsa	1974
Blaise, Kerlin	G	Miami (Fla.)	1998

Bland, Carl	WR	Virginia Union	1984-88
Blessing, Paul	E	Nebraska State Tchrs.	1944
Blue, Greg	WR	Georgia	2007
Blue, Luther	WR	Iowa State	1977-79
Blundin, Matt	WR	Virginia	1987
Bly, Dre	CB	North Carolina	2003-06
Boadway, Steve	LB	Arizona	1987
Bodden, Leigh	CB	Duquesne	2008
Boden, Lynn	T	South Dakota State	1975-78
Bodenger, Maurice	G	Tulane	1934
Bodiford, Shaun	WR	Portland State	2006
Bolinger, Russ	G	Long Beach State	1976-82
Bolton, Andy	RB	Fisk	1976-78
Bonham, Shane	DT	Tennessee	1994-97
Booth, Richard	B	Case Western Reserve	1941-45
Borgella, Jocelyn	DB	Cincinnati	1994-96
Boskie, John	DB	Bethune-Cookman	1985-87
Bowers, Shawn	G	Nebraska-Wesleyan	1991-94
*Bowman, William	B	William & Mary	1954, 56
*Box, Cloyce	E	West Texas State	1949-50, 52-54
Boyd, Stephen	LB	Boston College	1995-01
Boyd, Thomas	LB	Alabama	1987
Boyd, Tommie	WR	Toledo	1997-98
Bradford, Corey	WR	Arkansas State	2006
Bradley, Danny	WR	Oklahoma	1987
Bradley, Jon	FB	Arkansas State	2007-08
Bradley, Luther	T	Notre Dame	1978-81
Bradshaw, Charlie	LB	Baylor	1967-68
Brettsmeider, Carl	CB	Iowa State	1960-63
*Briggs, Paul	T	Colorado	1948
Brill, Harold	B	Wichita State	1939
*Brim, Michael	CB	Virginia Union	1989
Briscoe, Marlin	WR	Nebraska-Omaha	1975-76
Britt, Maurice	E	Arkansas	1941
Brock, Lou	DE	Southern California	1988
Brock, Willie	CB	Colorado	1978
Brooks, Barrett	C	Kansas State	1999-00
Brooks, Jon	LB	Clemson	1979
Brooks, Kevin	DE	Michigan	1989-90
Brooks, Michael	LB	Louisiana State	1986
Brooks, Steve	T	Occidental	1996
Brown, Aaron	RB	Texas Christian	2009-11
Brown, Arnold	DB	North Carolina Central	1985-86
Brown, C.C.	S	Louisiana-Lafayette	2010
Brown, Charlie	WR	Northern Arizona	1970
Brown, Convin	G	Michigan	1999-00
Brown, Howard	CB	Indiana	1948-50
Brown, Roger	S	Maryland	1999-00
Brown, Lomas	T	Florida	1985-95
Brown, Mike	LB	Purdue	1989-91
Brown, Marvin	B	East Texas State	1957
Brown, Ray	G	Arkansas State	2002
Brown, Reggie	LB	Texas A&M	1997-97
Brown, Roger	T	Maryland State	1960-66
Broyles, Ryan	WR	Oklahoma	2012-
*Brumley, Robert	B	Rice	1945
Bryan, Copeland	DE	Arizona	2009
Bryant, Anthony	DT	Alabama	2006-07
Bryant, Fernando	CB	Alabama	2004-07
Bryson, Shawn	CB	Tennessee	2003-06
Buchanan, Phillip	CB	Miami (Fla.)	2009
Buckley, Eldra	RB	Tennessee-Chattanooga	2011
*Bulger, Chester	T	Auburn	1950
Bullocks, Daniel	S	Nebraska	2006-09
*Bundra, Mike	S	Southern California	1962-63
Bunz, Dan	WR	Cal State-Long Beach	1985
Burleson, Nate	LB	Nevada	2010-
Burns, Mike	DB	Southern California	1978
Burton, Leonard	C	South Carolina	1992-94
Busch, Samuel	LB	Ohio	1943
Bussay, Dexter	LB	Texas-Arlington	1974-84
Butcher, Paul	RB	Wayne State	1986-88
Butler, Kelly	T	Purdue	2004-05

C

Caddell, Ernie	B	Stanford	1934-38
Cain, James	E	Alabama	1950, 53-55
Cain, Pat	C/G	Wichita State	1987
Calhoun, Brian	RB	Wisconsin	2006-08
*Callahan, J.R.	B	Texas	1946
Callahan, William	B	Nebraska	1940-45
Callicut, Ken	CB	Clemson	1978-82
Callicott, Anthony	C	Stanford	1938-40
Campbell, Caleb	LB	Army	2010
Campbell, Dan	WR	Texas A&M	2006-08
Campbell, Jeff	TE	Colorado	1990-93
Campbell, Lamar	CB	Wisconsin	1998-02
Campbell, Mike	RB	Lenoir Rhyne	1968
*Campbell, Stanley	G	Iowa State	1952, 55-58
Cannon, Anthony	LB	Tulane	2008-08
Cappleman, Bill	QB	Florida State	1971-73
Capria, Carl	DB	Purdue	1974
*Cardwell, Lloyd	B	Nebraska	1937-43
Carey, Don	S	Norfolk State	2011-
Carpenter, Bobby	B	Ohio State	2010-11
*Carpenter, Lewis	LB	Arkansas	1953-55
Carr, Carl	LB	North Carolina	1987
Carrier, Mark	S	South Carolina	1997-99
Carrington, Darren	CB	Northern Arizona	1990



Carter, Anthony	WR	Michigan	1994-95	Dawson, Keyunta	DE	Texas Tech	2011
Carter, Marty	S	Middle Tenn. State	2001	*Dawson, Mike	DT	Arizona	1983
Carter, Pat	TE	Florida State	1988	Daykin, Tony	LB	Georgia Tech	1977-78
Case, Stoney	QB	New Mexico	2000	DeCorrevont, William	QB	Northwestern	1946
Case, Chris	CB	Southern California	2002-04	DeFruiter, Robert	DB	Nebraska	1947
Cason, Avelon	RB	Illinois State	2001-02, 06-08	Delaney, Jeff	S	Pittsburgh	1981
Cassady, Howard	B	Ohio State	1956-61, 63	Delmas, Louis	S	Western Michigan	2009-
*Caston, Toby	LB	Louisiana State	1989-93	*DeMarco, Mario	G	Miami (Fla.)	1949
Caver, James	WR	Missouri	1983	DeMulling, Rick	G	Idaho	2005-06
Cesare, Billy	DB	Miami (Fla.)	1982	Dennis, Guy	G	Florida	1973-75
Chadwick, Jeff	WR	Grand Valley State	1983-89	DePoyster, Jerry	K	Wyoming	1988
Chalanski, Mike	DE	UCLA	1998	Derby, John	LB	Alabama	1992
Chandler, Karl	C	Princeton	1978	*DeShane, Charles	B	Alabama	1945-49
Chantiles, Thomas	T	Southern California	1942	Detmer, Ty	QB	Brigham Young	2001-03
Chapas, Shaun	FB	Georgia	2012-	DeVries, Jared	DE	Iowa	1999-10
Chapman, Clarence	DB	Eastern Michigan	1985	Dibble, Dome	DE	Michigan State	1951, 53-57
Chase, Benjamin	C	Navy	1947	Dickel, Dan	E	Iowa	1978
Cherilus, Gosder	TE	Boston College	2008-	*Diehl, David	E	Michigan State	1939-40, 44-45
Cherry, Raphael	T	Hawaii	1987-88	Dietrich, Chris	T	North Carolina State	1980-86
*Christensen, Frank	B/DB	Utah	1934-37	Diorio, Jerry	TE	Michigan	1987
*Christensen, George	T	Oregon	1934-38	Dixon, Andre	LB	Northeastern	1999
*Christiansen, Jack	B	Colorado A&M	1951-58	Dizon, Jordan	LB	Colorado	2008-10
Chryplewicz, Pete	TE	Notre Dame	1997-99	Dodge, Kirk	UNLV	UNLV	1984-85
*Cifelli, August	T	Notre Dame	1950-52	Dogg, Steve	LB	New Hampshire	1984-85
*Cifers, Robert	B	Tennessee	1944-46	*Doll, Donald	B	Southern California	1949-52
Giurciu, Vinny	LB	Boston College	2009-10	Dollinger, Tony	FB	Evangel	1987
Claborn, Chris	DB	Southern California	1999-02	Donahue, Ryan	P	Iowa	2011-
Clark, Al	DB	Eastern Michigan	1971	Doran, James	E	Iowa State	1951-59
Clark, Brian	WR	North Carolina State	2010	*D'Orazio, Joseph	T/G	Ithaca	1944
Clark, Dexter	B	Toledo	1987	Domey, Keith	E/G	Penn State	1979-87
*Clark, Earl "Dutch"	LB	Colorado	1934-38	*Dove, Robert	DE	Notre Dame	1953-54
Clark, Ernie	LB	Michigan State	1963-67	Dozier, D.J.	RB	Penn State	1991
Clark, Jessie	RB	Arkansas	1988	*Dronett, Shane	DE	Texas	1996
Clark, Robert	WR	North Carolina Central	1989-91	Droughns, Reuben	DE	Oregon	2001
Clark, Wayne	C	Utah	1944-45	Drummond, Eddie	WR	Penn State	2002-06
Clay, Willie	S	Georgia Tech	1992-95	Dubinski, Thomas	QB	Utah	1952-54
*Clemmons, Raymond	G	Central Oklahoma State	1939	Dubzinski, Walter	G	Boston College	1941
Cline, Jackie	DE	Alabama	1990	Duckens, Mark	DE	Arizona State	1990
*Cline, Ollie	B	Ohio State	1950-53	Duckett, T.J.	RB	Michigan State	2007
Cloves, John	T	William & Mary	1951	Dudish, Andrew	G	Georgia	1948
Cobb, Gary	LB	Southern California	1979-84	*Dudley, Bill	E	Virginia	1947-48
Coburne, Avon	RB	West Virginia	2003-04	Dugger, John	E	Ohio State	1947-48
Cody, Bill	LB	Auburn	1966	Duncan, James	E	Wake Forest	1950
Cody, Shaun	DT	Southern California	2005-08	Duncan, Rick	P	East Montana State	1969
Cofe, Michael	DE/LB	Tennessee	1983-92	Dunlap, Leonard	DB	North Texas State	1975
Cogdill, Gail	FB	Washington State	1960-68	Durant, Justin	LB	Hampton	2011-
Cohen, Joe	DT	Florida	2008	Durham, Kris	WR	Georgia	2012-
Cohen, London	DT	Ohio	2008-09	E			
Colbert, Keary	WR	Southern California	2008	Earon, Blaine	E	Duke	1952-53
Cole, Eddie	B	Mississippi	1979-80	*Ebbing, Harry	E	St. Mary's (Calif.)	1934-37
Colella, Thomas	LB	Canisius	1941-43	Edgar, Nick	RB	Notre Dame	1968-72
Coleman, Erik	QB	Washington State	2011-2012	Edwards, Doyonte	CB	North Carolina State	2007
Coleman, Harry	S	Missouri	1992-94, 97	Edwards, Kalimba	WR	South Carolina	2002-07
Collins, Andre	LB	Michigan	1989	Edwards, Troy	WR	Louisiana Tech	2005
Compton, Dick	B	McMurry	1962-64	Edwards, Stan	FB	Michigan	1987
Compton, Mike	C/G	West Virginia	1993-00	Ehrmann, Joe	DT	Syracuse	1981-82
*Concannon, Jack	QB	Boston College	1975	Eiden, Edmund	B	Scranton	1944
*Conover, Scott	QB	St. Mary's (Pa.)	1931	Ejikejuba, Isaiah	LB	Virginia	2010-11
Cook, Darrion	P	Purdue	1991-98	Elder, Cleveland	DB	Tennessee State	1979
Cook, Gene	G	Bethune-Cookman	2008-09	Elder, Donnie	DT	Memphis State	1986
Cook, Ted	E	Toledo	1959	*Elias, Homer	G	Tennessee State	1978-84
Cooke, Bill	DE	Alabama	1947	Ellerson, Gary	RB	Wisconsin	1987
*Cooper, Harold	DT	Massachusetts	1978	Ellis, Devalve	WR	Hofstra	2006-07
Cooper, Rafael	B	Detroit	1937	Ellis, Ken	DB	Southern	1979
Corgan, Michael	RB	Louisville	2002	*Ellis, Lawrence	DB	Syracuse	1948
Cotton, Craig	TE	Notre Dame	1943	Ellis, Luther	WR	Utah	1995-03
Cottrell, Bill	T	Youngstown State	1969-72	Emanuel, Bert	DT	Rice	2001
Crabtree, Clement	T	Delaware Valley	1967-70	Emerick, Robert	DT	Miami (Ohio)	1934
Craig, Paco	WR	Wake Forest	1940-41	*Emerson, Gover "Ox"	OL/LB	Texas	1934-37
*Creikmur, Lou	WR	UCLA	1988	Engelbreton, Paul	T	Northwestern	1934
Cremier, Theodore	E	William & Mary	1950-59	Engle, Greg	C	Illinois	1999
Cribbs, James	DE	Auburn	1946-48	English, Doug	DT/NT	Texas	1975-79, 81-85
Crockett, Ray	CB	Memphis State	1989	Enke, Fred	QB	Arizona	1948-51
Croft, Don	G	Baylor	1989-93	Enxeben, Russell	P	Texas	1987
Cronin, Gene	DT	UTEP	1976	Evans, Doug	CB	Louisiana Tech	2003
Crosby, Ron	G	Pacific	1956-59	Evans, Leon	DE	Miami (Fla.)	1986-87
Crosswhite, Leon	RB	Penn State	1977	*Evans, Murray	CB	Hardin-Simmons	1942-43
Crowell, Germane	WR	*Oklahoma	1973-74	Evey, Dick	DT	Tennessee	1971
Culp, Curley	DT	Virginia	1998-02				
Culpepper, Daunte	WR	Arizona State	1980-81				
Curley, August	QB	Central Florida	2008-09				
Curley, Donte	LB	Southern California	1983-86	Faggins, Demarcus	CB	Kansas State	2009
Curry, Julius	LB	Morris Brown	2002-07	Fair, Terry	CB/KR	Tennessee	1998-01
	S	Michigan	2003	Fairley, Nick	DT	Auburn	2011-
D				Fanning, Mike	DT	Notre Dame	1983
D'Addio, Dave	FB	Maryland	1984	Fantetti, Ken	LB	Wyoming	1979-85
*D'Alonzo, Peter	B	Villanova	1951-52	*Farkas, Andrew	B	Detroit	1945
Dallafor, Ken	G	Minnesota	1989-92	Farmer, George	WR	UCLA	1975
Danielson, Gary	QB	Purdue	1975-84	Farr, Mel	WR	UCLA	1987-73
Darby, Byron	DL	Purdue	1975-84	Farr, Mike	WR	UCLA	1980-82
Darby, Chuck	DT	Southern California	1989	Farr, Miller	DB	Wichita	1987
*David, James	DT	South Carolina State	2008-09	Federico, Craig	DB	Illinois State	1973
Davis, Ben	B	Colorado A&M	1952-59	*Feldhaus, William	DT	Cincinnati	1937-40
Davis, Buster	DB	Delance	1974-76	Felton, Jerome	FB	Furman	2008-10
Davis, Eric	LB	Florida State	2007	Felton, Joe	G	Albion	1987
Davis, Frank	G	Jacksonville State	2002	Felts, Bob	HB	Florida A&M	1965-67
*Davis, Glenn	E	South Florida	2006-07	*Fena, Thomas	G	Colorado	1937
Davis, James	LB	Ohio State	1960-61	Fennebock, Charles	B	UCLA	1943-45
Davis, Jerome	LB	West Virginia	2003-05	Ferguson, Joe	QB	Arkansas	1985-87
Davis, Milt	NT	Balt State	1957	Ferguson, Keith	DE	Ohio State	1985-91
Davis, Ralphie	HB	UCLA	1986	Ferguson, Larry	DE	Iowa	1963
Dawley, Frederick	WR	San Jose State	2011	Fichman, Leon	T	Alabama	1946-47
	B	Michigan	1944	Fields, Anthony	DB	Eastern Michigan	1987



Felds, Edgar	DT	Texas A&M	1981	Green, Willie	WR	Mississippi	1991-93
Feltz, William	CB	West Texas State	1978	"Greene, John	E	Michigan	1944-50
Figurs, Yamon	WR	Kansas State	2009	Greer, Albert	E	Jackson State	1963
Fisher, Travis	CB	Central Florida	2007-08	Greer, Terry	WR	Alabama State	1990
"Fisk, William	E	Southern California	1940-43	Grefe, Theodore	E	Notre Dame	1945
FitzSimmons, Casey	TE	Carroll College (Mont.)	2003-09	Griffin, James	DB	Middle Tennessee State	1986-89
Flanagan, Ed	P	Purdue	1965-74	Grigonis, Frank	B	Chattanooga	1942
Flanagan, Richard	LB	Ohio State	1950-52	Grimes, George	B	Virginia	1968
Fletcher, Jamar	CB	Wisconsin	2006	Gronkowski, Dan	TE	Maryland	1968
Florence, Drayton	DB	Tuskegegee	2008-12	Groomes, Melvin	B	Indiana	1948-49
Fluellen, Andre	CB	Florida State	2012-2011	Grootegeed, Ande	LB	Southern California	2005
Follett, Zack	LB	California	2009-10	Grossman, Robert	B	Indiana	1950
Folmar, Brendon	LB	California (Pa.)	1987	Grottikau, Rex	G	Oregon	1959-60
Ford, Larry	CB	Michigan	2009	Grymes, Darrell	WR	Central State (Ohio)	1987
Ford, Brad	CB	Alabama	1996	Gutierrez, Brock	G/C	Central Michigan	2005
Ford, Darryl	LB	New Mexico State	1992-93	"Gutowisky, Ace	RB	Oklahoma City	1934-38
Ford, John	WR	Virginia	1989	H			
"Forté, Aldo	G	Montana	1946	"Hackenbruck, John	T	Oregon State	1940
Fortin, Roman	T	San Diego State	1981	"Hackney, Elmer	B	Kansas State	1942-46
Poster, George	WR	Georgia	2007-08	Hadd, Gary	DT	Minnesota	1988
Foster, Larry	T	Louisiana State	2000-02	Hafen, Bernard	E	Utah	1949-50
Fowler, Amos	WR	Southern Mississippi	1978-84	Hagerty, Mike	T	Miami (Fla.)	1973
Fowler, Eric	T	Grand Valley State	2009	Hakim, Az-Zahir	WR	San Diego State	2002-04, 06
Fox, Jason	CB	Miami (Fla.)	2010-15	Hall, Alvin	WR	Miami (Ohio)	1981-85, 87
Frax, Vernon	CB	Fresno State	2004-05	Hall, James	DE	Michigan	1996-95
Frank, Bill	CB	Pittsburgh	1993	Hall, John	B	Texas Christian	1942
Franklin, Dennis	WR	Michigan	1975-76	"Hall, Ron	TE	Hawaii	1994-95
Franks, Dennis	C	Michigan	1979	Hall, Tom	E	Minnesota	1962-63
Fredrickson, Rob	LB	Michigan State	1998	Hallcock, Ty	TE/LB	Michigan State	1993-94
Freitas, Rockne	LB	Oregon State	1968-77	Hamilton, Raymond	E	Arkansas	1939
French, Barry	T	Purdue	1951	Hamilton, Remy	E	Michigan	2002
Ferotte, Gus	QB	Tulsa	1999	Hamlin, Gene	C	Western Michigan	1972
Friede, Mike	QB	Indiana	1980	Hand, Larry	DE	Appalachian State	1964-77
Frizzell, William	DB	North Carolina Central	1984-85	Hanks, Ben	LB	Florida	1997
Frohbose, Bill	DB	Miami (Fla.)	1974	"Hanneman, Chuck	E	Michigan Normal	1937-41
"Frutig, Edward	E	Michigan	1945-46	Hansen, Dale	WR	Michigan State	1944-48-49
Fucci, Dominic	S	Kentucky	1985	Hanson, Jason	K	Washington State	1992-
Fulley, Vincent	WR	Virginia Tech	2011	"Harder, Pat	B	Wisconsin	1951-53
"Furness, Steve	DT	Rhode Island	1981	Harold, Roger	C	California	1948
Furrey, Mike	WR	Northern Iowa	2006-08	Harper, James	QB	Southern California	1952
Furst, Anthony	T	Dayton	1940-41, 44	Harper, Wayne	CB	South Carolina State	1993
G				Harrell, James	LB	Florida	1979-83, 85-86
Gagliano, Bob	QB	Utah State	1989-90	Harrington, Joey	QB	Oregon	2002-05
"Gagnon, Roy	G	Oregon	1935	Harris, Arlen	RB	Virginia	2006
Gaines, Lawrence	FB	Wyoming	1976-79	Harris, Chris	S	Louisiana-Monroe	2011
Gaines, Michael	TE	Central Florida	2008	Harris, Corey	B	Vanderbilt	2002-03
Gallagher, Dave	DB	Michigan	1977-79	Harris, Nicki	B	California	2002-03
Gallagher, Frank	DT	North Carolina	1967-72	Harrison, Chris	WR	Virginia	1996
Galloway, Duane	G	Arizona State	1985-87	Harrison, Jerome	RB	Washington State	2011
Gambol, Chris	B	Iowa	1989	Harrison, Granville	E	Mississippi State	1942
Gambrell, Bill	T	South Carolina	1968	"Hart, Leon	E	Notre Dame	1950-57
Gandee, Sherwin	E	Ohio State	1952-56	Hartings, Jeff	G	Penn State	1996-00
Gander, Dylan	E	Texas Tech	2008-	Harvey, Maurice	DB	Balt. State	1983, 87
Gandies, Jeff	QB	San Jose State	2005	Hawerick, Dave	DE	Morehead State	1970
Gardner, Gilbert	RB	Purdue	2008	Havner, Spencer	TE	UCLA	2011
Gary, Olandis	LB	Georgia	2003	Haye, Jovan	DE	Vanderbilt	2010
"Gatski, Frank	C	Marshall	1957	Hayworth, Tracy	LB	Tennessee	1990-95
Gaubatz, Dennis	LB	Louisiana State	1963-64	"Heckers, George	T	Wisconsin	1947-49
Gaul, William	B	Southern California	1978-87	Held, Paul	S	San Jose State	2009
"Gedman, Gene	B	Indiana	1953, 56-58	Heller, Will	TE	Georgia Tech	2009-
Gelle, Chris	C	Eastern Illinois	1987	Helms, John	E	Georgia Tech	1964
George, Ray	E	Southern California	1939	Hempstead, Hessley	C/G	Kansas	1995-97
Geremsky, Thad	T	Pittsburgh	1951	Henderson, John	E	Michigan	1965-67
Germany, Willie	DB	Morgan State	1986	Hennigan, Mike	LB	Tennessee Tech	1973-75
Gibbons, James	QB	Iowa	1958-68	Henry, Anthony	B	South Florida	2009
Gibbs, Sonny	E	Texas Christian	1973	Henson, Drew	QB	Michigan	2008
Gibson, Aaron	T	Wisconsin	1999-01	Herron, Anthony	DE	Iowa	2001
Gibson, Dennis	LB	Iowa State	1987-93	Hertwig, Craig	T	Georgia	1975-77
Giles, Jimmie	TE	Alcorn State	1986	"Heywood, Ronnie	E	Southern California	1947
Gill, Sioko	QB	Youngstown State	1942	Hickman, Dalnie	T	Southern California	1978
Gilletto, Jim	G	Virginia	1949	Hicks, Kevin	TE	Navy	1995, 97-98
Gilmer, Harry	QB	Alabama	1955-56	Hicks, Ivan	DB	Michigan	1997
Ginn, Tommie	G	Arkansas	1980-81	Hicks, LaMarcus	S	Iowa State	2005-08
Gipson, Paul	RB	Houston	1971	Hicks, Mark	LB	Arizona State	1975
"Girard, Earl	B	Wisconsin	1952-56	Hicks, R.W.	LB	Humboldt State	1987
Glicks, William	DE	Baylor	1958-61	Hightower, Ben	C	San Houston	1943
Glover, Kevin	G/C	Maryland	1985-87	Hilgenberg, Wally	LB	Iowa	1964-66
Goch, Dan	DE	California	1969-70	Hilger, Rusty	QB	Oklahoma State	1988
Goldman, Samuel	E	Howard	1949	Hill, David	TE	Texas A&M	1976-82
Goldesteyn, Jerry	QB	Northern Illinois	1979	Hill, Harlon	E	Florida State	1962
"Gonzaga, John	T	(No College)	1961-65	Hill, Greg	RB	Texas A&M	1999
Gooch, Jeff	LB	Austin Peay	2002-03	Hill, James C.	B	Tennessee	1951-52
Goodman, André	CB	South Carolina	2002-05	Hill, J.D.	WR	Arizona State	1976-78
Goodman, Henry	LB	West Virginia	1942	Hill, Jimmy	DB	Sam Houston	1965
Govert, Ron	T	Michigan State	1967	Hill, Rod	DB	Kentucky State	1986
Gordon, Lamar	DT	North Dakota State	2006	Hill, Sammie	DB	Stillman	2009-
Gordon, John	RB	Hawaii	1972	Hill, Shaun	OT	Maryland	2010-
"Gordy, John	E	Tennessee	1957, 59-67	Hill, Ty	CB	Clemson	2010
Gore, Gordon	TE	Ok. S.W. Tchrs.	1939	Hilliard, Corey	CB	Oklahoma State	2010-
Graham, Ben	P	Deakin (Australia)	2011-2012	"Hilman, Bill	B	Tennessee	1947
Graham, Kent	QB	Ohio State	1995	Hilton, John	TE	Richmond	1972-73
"Graham, Lester	G	Tulsa	1938	Hinchman, Hubert	B	Butler	1934
Graham, William	DB	Texas	1982-87	Hinnant, Mike	G/TE	Temple	1980-89
Gray, Dan	TE	Rutgers	1978	Hipple, Eric	G	Utah State	1980-89
Gray, Hector	QB	Florida State	1981-83	Hirsch, Steve	DB	North Illinois	1987
Gray, Mel	WR/KR	Purdue	1988-94	Hobbs, Kevin	CB	Auburn	2009
Greco, Don	G	Western Illinois	1982-85	Hodel, Nathan	LS	Ohio	2003
Green, Barrett	E	West Virginia	1980-83	"Hoenschmeyer, Bob	B	Indiana	1950-55
Green, Curtis	DE/NT	Alabama State	1981-89	Hogland, Doug	G	Oregon State	1958
Green, Donnie	WR	Florida	1978	Hogue, Doug	LB	Syracuse	2011
Green, Jacquez	WR	Florida	2002	Holland, Darius	DT	Colorado	1998
Green, Jonté	CB	New Mexico State	2012-	"Holland, Vernon	T	Tennessee State	1989



Lollar, John	B	Appalachian State	1949	Kacmarek, Jeff	NT	Western Michigan	1987
Holman, Rodney	TE	Tulane	1993-95	Kamanu, Lew	DE	Weber State	1967-68
Holmes, Earl	LB	Florida A&M	2003-05	"Kane, Rick	RB	San Jose State	1977-83, 85
Holmes, Jerry	QB	West Virginia	1988-89	*Kaporch, Albert	T	St. Bonaventure	1943-45
Holt, Terrence	S	North Carolina State	2003-06	*Karliavacz, Carl	T	Syracuse	1953-57
Hons, Todd	QB	Arizona State	1987	Karlis, Rich	K	Cincinnati	1993-97
Hooks, Jim	QB	Central State (Ok.)	1973-76	Karpovich, Keith	LB	Penn State	1966-68
Hoopges, Mitch	P	Arizona	1977	*Karras, Alex	DT	Iowa	1958-62, 64-70
Hoover, Mel	WR	Arizona State	1987	Karras, Ted	G	Indiana	1965
"Hopp, Harry	B	Nebraska	1940-43	Karstens, George	C	Indiana	1949
Hopson, Tyrone	G	Eastern Kentucky	2002, 04-05	*Kaska, Anthony	B	Illinois Wesleyan	1935
Howard, Billy	DT	Alcorn A&M	1974-76	Kasper, Kevin	WR	Prairie View	2006
Howard, Desmond	WR/WR	Michigan	1999-02	Keamey, Jim	B	Detroit	1963-65
Howard, William	CB	Southern California	1939	*Keene, Robert	B	Iowa	1943-45
Houston, Chris	CB	Arkansas	2010-	Kelley, Brian	CB	Southern California	2008
Hubbard, Marv	LB	Colgate	1977	Kennedy, Kenoy	B	Arkansas	2005-07
"Huffman, Vernon	WR	Indiana	1937-38	*Kennedy, William	E	Michigan State	1942, 44
"Hughes, Chuck	WR	UTEP	1970-71	Kenney, Steve	G	Clemson	1986
Hunter, Herman	RB	Tennessee State	1986	Kent, Greg	DT	Utah	1968
Hunter, James	DE	Gambling	1976-82	Kercher, Richard	B	Tulsa	1954
Hunter, Jason	DE	Appalachian State	2009	Kern, Chris	S	Mount Union	2004
Hunter, Jeff	QB	Albany State	1990-92	*Ketzko, Alexander	T	Michigan State	1998
Hunter, Scott	DE	Alabama	1979	Kidd, John	P	Northwestern	1998
Huntley, Richard	QB	Winston-Salem State	1993	King, Angelo	LB	South Carolina State	1984-87
"Hupke, Thomas	B	Alabama	1931-37	King, Eric	LB	Wake Forest	1975-83
"Hutchison, Elvin	B	Whittier	1939	King, Horace	RB	Georgia	1975-83
<hr/>							
I				Kinzer, Matt	P	Purdue	1987
Irvin, LeRoy	CB	Kansas	1990	Kipp, James	T	Montana State	1942
Ivin, Seckir	LB	Michigan State	1999-01	Kircus, David	WCL	Grand Valley State	2003-04
Isaiahhardt, Ralph	G	Franklin	1937	Kirsche, Travis	DT	UCLA	1997-02
Ivory, Bob	G	Detroit	1947	Kiser, Paul	B	Wake Forest	1987
Iwuoma, Chidi	C	California	2001	Kitna, Jon	QB	Central Washington	2006-08
Izo, George	QB	Notre Dame	1965	*Kizzire, Lee	FB/LB	Wyoming	1937
<hr/>							
J				*Klewicki, Edward	E	Michigan State	1935-38
Jackson, Cedric	RB	Texas Christian	1991	Kmetovic, Peter	B	Stanford	1947
Jackson, Ernie	DE	Jackson State	1979	Knox, Lawrence	E	Dayton	1942-45
Jackson, Grady	DE	Knoxville College	2009	*Knox, Sam	G	New Hampshire	1934-36
Jackson, Lawrence	DT	Southern California	2010-	*Krom, Jeff	QB	Delaware	1979-81
Jackson, Tyoka	DT	Penn State	2006	Kopay, Dave	RB	Washington	1968
James, Gary	LB	Louisiana State	1986-88	*Kopcha, Joseph	T	Chattanooga	1936
James, Jim	P	Florida	1985	Koster, Kyle	B	Arizona State	2005
*James, June	P	Texas	1985-88	Kostich, Michael	T	Detroit	1945
*James, Tommy	B	Ohio State	1947	*Kowalkowski, Bob	G	Virginia	1966-76
James, William	CB	Western Illinois	2009	Kowalkowski, Scott	LB	Notre Dame	1994-01
Jamison, George	CB	Cincinnati	1987-93, 97-98	Kowigows, Nick	FB	Lafayette	1987
Jansen, Jon	WR	Michigan	2000	Kral, Gerald	B	Ohio State	1950
*Javis, Ray	T	Norfolk State	1970-78	Kramer, Eric	QB	North Carolina State	1991-93
*Jaszewski, Floyd	WR	Minnesota	1950-51	Kramer, Ron	B	Michigan	1965-67
Jauron, Dick	DB	Yale	1973-77	Krieg, Dave	QB	Wilton	1999-02
Jefferson, Shawn	WR	Central Florida	2003	Krieglaidt, Clint	LB	Misc.-Stevens Point	1994
Jefferson, William	B	Mississippi State	1941	Kring, Frank	B	Texas Christian	1945
Jeffries, Greg	CB/S	Virginia	1993-98	*Krol, Joseph	B	Western Ontario	1945
Jenkins, Ken	WR	Bucknell	1983-84	*Krouse, Raymond	T	Maryland	1956-57
Jenkins, Leon	DB	West Virginia	1972	*Kuczinski, Bert	E	Pennsylvania	1943
Jenkins, Melvin	CB	Cincinnati	1991-93	<hr/>			
Jenkins, Walter	E	Wayne State	1955	L			
Jennings, Adam	WR	Fresno State	2008-09	Lacey, Jacob	CB	Oklahoma State	2012-
*Jessie, Ron	WR	Kansas	1971-74	Lake, Antwan	DT	West Virginia	2002
Jett, John	F	Wake Forest	1941	LaLonde, Roger	DT	Muskingum	1964
Jett, John	E	East Carolina	1997-03	Landy, Greg	DE	Massachusetts	1968-78
Johnson, Andre	T	Penn State	1997-98	"Lane, Dick	DB	Scottsbluff J.U.C.	1960-65
Johnson, Bryant	WR	Penn State	2009-10	LaRose, Dan	T	Missouri	1961-63
Johnson, Calvin	WR	Georgia Tech	2007-08	Larson, Bill	TE	Colorado State	1977
Johnson, Demetrius	DB	Missouri	1983-86	Lee, Yale	DB	Texas A&M	1952-53, 56-64
Johnson, Gilvanni	WR	Michigan	1987	Lastavic, Jim	TE	Penn State	1973-77
Johnson, Kevin	WR	Syracuse	2005	Laster, Don	DB	Tennessee State	1984
Johnson, James	LB	San Diego State	1985-86	Lawless, Burton	G	Clemson	1982-84
"Johnson, John "Jack"	TE	Utah	1934-40	Lewis, Alex	G	Florida	1980
Johnson, Jimmie	T	Howard	1982-83	Lewis, Dan	B	Michigan State	1934
*Johnson, John Henry	B	Arizona State	1977-79	"Layne, Bobby	QB	Texas	1950-58
Jonson, London	LB	Purdue	2010	Lee, Leslie	DB	Kentabota	1947
Johnson, Levi	DB	Texas A&I	1973-77	LeBegue, Doug	DB	Ohio State	1959-72
Johnson, Mike	LB	Virginia Tech	1994-95	Lee, Edward	WR	South Carolina State	1983
Johnson, Pepper	LB	Ohio State	1996	Lee, Gary	WR	Georgia Tech	1987-88
Johnson, Richard	WR	Colorado	1989-90	Lee, Ken	LB	Washington	1971
Johnson, Rick	WR	Grand Valley State	1987	Lee, Larry	C/G	UCLA	1981-85
Johnson, Rudy	RB	Auburn	2008	Lee, Monte	LB	Texas	1963-69
Johnson, Troy A.	LB	Oklahoma	1992	Lee, Pat	QB	Auburn	2012-
Johnson, Troy D.	WR	Southern	1989	"Leforce, Clyde	QB	Tulsa	1947-49
Johnson, Tyrell	S	Arkansas State	2012-	Lehman, Teddy	LB	Oklahoma	2004-07
Jolley, Gordon	TE	Utah	1972-75	Lenon, Paris	LB	Richmond	2006-08
Jones, A.J.	B	Texas	1985	Leonard, Tony	DB	Virginia Union	1978-79
*Jones, Andre	LB	Notre Dame	1992	Levy, Deandre	LB	Illinois	2012-
Jones, David	C/G	Texas	1984-85	Lewis, Alex	LB	Wisconsin	2009
Jones, Doug	DB	South Eastern Valley	1979	Lewis, Dan	HB	Wisconsin	2004-08
Jones, Elmer	G	Wake Forest	1947-48	Lewis, David	TE	California	1984-86
Jones, James Alex.	DB	Union Tennessee	1946	Lewis, Eddie	DB	Kansas	1979-80
Jones, James A.	DT	Northwestern Iowa	1999-00	"Lewis, Mark	TE	Texas A&M	1983
Jones, James R.	FB	Florida	1983-88	Lewis, Ronnell	DE	Oklahoma	2012-
Jones, Jeff	T	Texas A&M	1995-96	Lewis, Travis	LB	Oklahoma	2012-
Jones, Jimmie	RB	UCLA	1974	Liles, Alva	DT	Boise State	1980
Jones, Kevin	TE	Virginia Tech	2004-07	"Liles, Elvin	G	Oklahoma A&M	1943-45
Jones, Ralph	E	Alabama	1984-94	Lincoln, Jeremy	CB	Tennessee	2000
Johnson, Victor	LB	Virginia Tech	1989-97	Lindon, Luther	E	Kentucky	1944-45
Johnson, Richard	G	Missouri Southern	1997-99-02	Linninger, Jack	T	Ohio State	1950-51
Joyce, Matt	LB	Richmond	2001-04	Linn, Jack	G/T	West Virginia	1992-93
Junker, Steve	E	Xavier	1957, 59-61	Lio, Augustine	G	Georgetown	1941-43
Jurkiewicz, Walter	E	Indiana	1946	Little, David	TE	Middle Tennessee State	1991
<hr/>							
K				Littleton, Jody	GB/LB	Baylor	2003-04
Kab, Vyto	TE	Penn State	1987-88	Lloyd, Dane	C	1962	
				Lockett, Danny	LB	Arizona	1987-88
				Logan, Andy	T	Case Western Reserve	1941



Agan, Stefan	WR	South Dakota	2010-	McLenna, Bruce	HB	Hillstale	1966
Lomaskosi, John	LB	Western Michigan	1962	McMahon, Mike	QB	Russell	2001-04
London, Antonio	QB	Alabama	1993-97	McMakin, John	TE	Clemson	1975
Long, Chuck	LB	Iowa	1986-89, 91, 94	McNeil, Ryan	CB	Miami (Fla.)	1993-96
Long, Ken	G	Purdue	1976	McNorton, Bruce	DB	Georgetown (Ky.)	1982-90
Long, Robert	E	UCLA	1955-59	McPhail, Jerris	RB	East Carolina	1998
Looney, Joe Don	HB	Oklahoma	1956-66	McWilliams, Bill	B	Iowa	1934
Lopez, David	G	Texas tech	2003	Meade, Mike	FB	Penn State	1984-85
Lovely, Josh	G	Houston	2002-03	Melinkovich, Mike	DE	Gray Harbour J.C.	1967
Loverne, David	G	San Jose State	2004-05	"Mello, James	B	Notre Dame	1949
Lowe, Gary	B	Michigan State	1957-64	Mendenhall, John	DT	Grambling	1960
Lowther, Jackie	B	Detroit	1944	Mesak, Richard	T	St. Mary's (Calif.)	1945
Lucci, Mike	LB	Tennessee	1965-73	Messner, Max	LB	Cincinnati	1960-63
Luce, Derrel	B	Baylor	1980	Metzelaar, Lyn	TE	Washington	1994-97
Lumpkin, Roy	B	Georgia Tech	1934	Middleton, Brandon	WR	Houston	2007-08
Lusk, Bob	C	William & Mary	1956	Middleton, David	B	Auburn	1955-60
Lutz, David	C	Georgia Tech	1993-95	Mike-Mayer, Steve	K	Maryland	1977
Light, Todd	T	Notre Dame	2001-02	"Miketa, Andrew	C	North Carolina	1954-55
Lynch, Eric	RB	Grand Valley State	1992-96	Miklich, William	B	Idaho	1948
				Milano, Arch	B	St. Francis (Pa.)	1945
				Milburn, Darryl	DE	Grambling	1991
				Milburn, Glyn	RB/KR	Stanford	1996-97
				Minichik, Joe	G/T	North Carolina State	1987-89
				Miller, Blake	C	Louisiana State	1992
				Miller, John	B	Michigan State	1989-90
				Miller, Justin	CB	Clemson	2012
				Miller, Prince	CB	Georgia	2010
				"Miller, Robert	T	Virginia	1952-58
				Miller, Terry	LB	Illinois	1970
				Mirer, Rick	QB	Notre Dame	2004
				Mills, Dick	G	Pittsburgh	1961-62
				Misko, John	P	Oregon State	1987
				Mitchell, Devon	DB	Iowa	1986-89
				"Mitchell, Granville	E	Davis-Elkins	1934
				Mitchell, Jim	DE	Virginia State	1970-77
				Mitchell, Melvin	C	Tennessee State	1977
				Mitchell, Pete	TE	Boston College	2001
				Mitchell, Scott	QB	Utah	1994-98
				Mitrack, Frank	WR	Oglethorpe	1995
				Mobley, Stacey	T	Jackson	1989
				Mohring, John	LB	C.W. Post	1980
				Molden, Alex	CB	Oregon	2003
				"Monsen, Robert	B	Ohio State	1951
				Monahan, Regis	G	Ohio State	1993-98
				Montgomery, Greg	B	Michigan State	2004
				Montgomery, James	T	Texas A&M	1946
				Montgomery, Wilbert	RB	Ablene Christian	1985
				Montier, Mike	C	Colorado	1978
				Mooney, Ed	LB	Texas Tech	1968-71
				Moore, Alvin	RB	Arizona State	1985-86
				Moore, Denis	TE	Southern California	1969-74
				Moore, Derrick	RB	NE Oklahoma State	1993-94
				Moore, Herman	WR	Virginia	1991-01
				Moore, Langston	DT	South Carolina	2007-08
				"Moore, Paul	B	Presbyterian	1940-41
				Moore, William	E	North Carolina	1939
				Morlock, John	B	Marshall	1940
				Morrall, Earl	QB	Michigan State	1958-64
				"Morris, Glen	E	Colorado State	1940
				Morris, Jon	C	Holy Cross	1975-77
				Morris, Maurice	RB	Oregon	2009-11
				Morris, Randall	RB	Tennessee	1988
				Morrison, Don	T	Texas-Arlington	1979
				"Morse, Raymond	E	Oregon	1935-38
				Morton, Johnnie	WR	Southern California	1994-01
				Moscrip, James	E	Stanford	1938-39
				Moss, Martin	E	UCLA	1982-85
				Moss, Zeffross	TE	Alabama State	1995-96
				Motte, Kelly	E	Duke	1947-49
				Mott, Steve	A	Alabama	1983-88
				Mugg, Garvin	T	North Texas State	1945
				Mulbach, Don	LS	Texas A&M	2004-
				"Munson, Bill	QB	Utah State	1968-76
				Mulitalo, Edwin	G	Arizona	2007-08
				Murakowski, Art	B	Northwestern	1951
				Murphy, Mac	WR	Maryland	2002
				Murphy, Jerome	CB	South Florida	2012
				Murray, Eddie	K	Tulane	1980-91
				Myers, Leonard	CB	Miami (Fla.)	2003
				Myers, Tom	QB	Northwestern	1965-69
				Nwagwu, Ogemdi	DT	Michigan State	2012-
				N			
				Nardi, Richard	B	Ohio State	1938
				Naumoff, Paul	LB	Tennessee	1967-78
				Nece, Ryan	LB	UCLA	2008
				Nelson, Reed	C	Brigham Young	1947
				Nelson, Robert	C	Baylor	1941
				Nichols, Matt	WR	San Jose State	1981-87
				Ninkowski, Jim	QB	Michigan State	1960-61
				Niziolek, Bob	TE	Colorado	1981
				Noga, Niko	LB	Hawaii	1989-91
				"Noppenberg, John	B	Miami (Fla.)	1941
				Nordin, Jake	TE	Northwestern	2009-10
				Nori, Renio	B	North Illinois	1937
				Norris, Moran	FB	Kansas	2008
				Norris, Ulysses	TE	Georgia	1973-83
				Northcutt, Dennis	WR	Arizona	2009
				Noti, Douglas	B	Detroit	1935
				Nowatzke, Tom	FB	Indiana	1965-69
				O			



Oates, Brad	T	Brigham Young	1978	Rainer, Wali	LB	Virginia	2003-05
Obee, Duncan	C	Dayton	1941	Raiola, Dominic	C	Nebraska	2001-
O'Brien, Jim	WR	Cincinnati	1973	Ramirez, Manny	G	Texas Tech	2007-10
O'Brien, William	B	(No College)	1947	Ramirez, Tony	T	Northern Colorado	1997-99
O'Boyle, Phil	E	Brigham Young	1968-70	Ramsey, Derrick	DB	Kentucky	1984-73
O'Connell, Anthony	LB	Illinois State	1987	Randolph, Al	DB	Iowa	1972
Ogle, Rick	LB	Colorado	1972	*Randolph, Clare	C	Indiana	1934-36
Oldham, Chris	CB	Oregon	1990	Ransport, Keith	E	Southern Methodist	1941
*Oldham, Ray	DB	Middle Tennessee State	1980-82	Rasby, Walter	TE	Wake Forest	1998-00
Opaleski, Mitchell	T	Alabama	1947	Rasley, Rocky	G	Oregon State	1969-73
Olivo, Brock	FB	Missouri	1998-01	Rasmussen, Wayne	DB	South Dakota State	1984-93
Olczewski, John	FB	California	1961	Raymond, Corey	CB	Louisiana State	1995-97
O'Neil, Ed	LB	Penn State	1974-79	Rayner, Dave	K	Michigan State	2010
O'Neil, Bill	HB	Detroit	1935	Reckmack, Raymond	DE	Syracuse	1937
O'Neil, Kevin	LB	Bowling Green	1998-00	Redding, Cory	B	Texas	2003-08
Opalewski, Edward	OB	Michigan Northern	1943-44	Redmond, Rudy	DB	Pacific	1972-73
Oroszky, Dan	LB	Connecticut	2005-08	*Reberg, Lucien	FB	Hampton	1963
Orton, Greg	G	Nebraska	1987	Rece, Travis	DB	Michigan State	1998-99
Orsis, Herb	DT	Colorado	1872-77	Reed, Joe	OB	Mississippi State	1974-79
Osgood, Kassim	WR	San Diego State	2012-	Reese, Ken	B	Alabama	1947
O'Sullivan, J.T.	QB	Marland-Davis	2007	Reich, Frank	OB	Maryland	1997-98
Overton, Don	RB	Fairmont State	1991-92	Reichow, Jerry	E/QB	Iowa	1956-59
Owens, Dan	TE	Southern California	1990-95, 98-99	Reiff, Riley	E	Iowa	2012-
Owens, John	TE	Notre Dame	2002-03, 07-08	Rexer, Freeman	T	Tulane	1964
Owens, Steve	TE	Oklahoma	1970-75	Reynolds, Robert	E	Stanford	1937-38
				*Rhodes, Bruce	DB	San Francisco State	1978
P				Ricardo, Benny	K	San Diego State	1976-79
Paige, Tony	FB	Virginia Tech	1987-89	Ricca, James	T	Georgetown	1995
Pariter, Carl	RB	Hartington	1989-89	Rice, Ron	S	Eastern Michigan	1995-01
Palmer, Ashlee	LB	Mississippi	2010-	Rich, Randy	DB	New Mexico	1977
Palmer, Paul	RB/WR	Temple	1989	Richards, Curvin	RB	Pittsburgh	1993
Panciera, Donald	B	San Francisco	1950	Richards, Dave	G	UCLA	1993
Panelli, John	LB	Notre Dame	1946-50	*Richards, Perry	E	Detroit	1934
Paolucci, Ben	T	Wayne State	1959	Richards, Ray	G	Nebraska	1934
Paris, Bubba	T	Michigan	1991	Richins, Aldo	E	Utah	1935
*Parker, Raymond	G	Centenary	1935-36	Rickey, Michael	TE	Stephen F. Austin	2002-03
Parker, Willie	G	North Texas State	1980	Rifenberg, Richard	E	Michigan State	1950
Parkin, Dave	DB	Utah State	1979	Riley, Eugene	TE	Ball State	1991
Parson, Ray	T	Minnesota	1971	*Riley, Lee	B	Detroit	1955
Parsons, Lloyd	B	Gust. Adolphus	1941	Richart, Delbert	C	Colorado	1936-37
*Patt, Maurice	E	Carnegie Tech	1938	Rivers, Ron	RB	Fresno State	1995-99
Patterson, Don	DB	*Georgia Tech	1979	*Robb, Joe	DE	Texas Christian	1968-71
Pavelec, Theodore	G	Detroit	1941-42	Roberson, Chris	CB	Eastern Michigan	2008
Payton, Eddie	RB	Jackson State	1977	Roberts, Ray	T	Virginia	1996-00
Pearson, Dave	G/C	Michigan	2006-09	Robertson, Lake	E	Mississippi	1945
Pearson, Calvin	S	Gambling	2008-09	Robinson, Bo	FB	West Texas State	1979-80
*Pearson, Lindell	B	Oklahoma	1950	*Robinson, John	DB	Tennessee State	1966-67
Peerman, Leduc	RB	Virginia	2009	*Robinson, Junior	CB	East Carolina	1992
Peele, Rodney	QB	Southern California	1989-93	Robinson, Hamzee	DB	Alabama	2007-08
Peterman, Stephen	G	Louisiana State	2006-	Robinson, Shelton	LB	North Carolina	1986-88
Perriman, Brett	WR	Miami (Fla.)	1991-96	Robiskie, Brian	WR	Ohio State	2012-
Perry, Gerald	T	California	1954, 56-59	Rockenbach, Luke	G	Michigan State	1943
Pesut, Wally	C	Kentucky	1979-80	Roderbauer, Mark	G	Illinois State	1994
Pete, Lawrence	NT	Nebraska	1989-93	Rogas, Daniel	G	Tulane	1951
*Peters, Floyd	T	San Francisco State	1963	Rogers, Reggie	DE	Washington	1987-88
Peterson, Julian	LB	Michigan State	2009-10	Rogers, Charles	WR	Michigan State	2003-05
Peterson, Ken	B	Gonzaga	1936	Rogers, Shaun	DE	Texas	2001-07
Pettigrew, Brandon	TE	Oklahoma State	2009-	Rogers, Victor	DE	Colorado	2002-05
Phillips, Jason	WR	Houston	1989-90	Rogers, William	T	Villanova	1938-40, 44
Phillips, Randy	S	Miami (Fla.)	2010	Roque, Juan	T	Arizona State	1997-99
Picard, Bob	WR	Eastern Washington	1976	Roskie, Kenneth	B	East Carolina	1948
Pickard, Bob	WR	Xavier	1974	Ross, Tim	LB	Bowling Green	1987
Piepul, Milton	B	Notre Dame	1941	Rosteck, Ernest	CB	(No College)	1944
Pierson, Reggie	DB	Oklahoma State	1976	Rothe, Tobin	C	Rice	1957-59
*Pietrosante, Nick	DB	Notre Dame	1959-65	Rothwell, Fred	WR	Kansas State	1978
Piffner, Robert	C	San Jose State	1949	Roundtree, Ray	WR	Penn State	1984
Pingel, John	B	Michigan State	1939	Rouse, Stillman	E	Missouri	1940
Pinkney, Cleveland	DT	South Carolina	2006	Roussos, Michael	T	Pittsburgh	1949
Pinkney, Reggie	DB	East Carolina	1977-78	Rowe, Robert	B	Colgate	1934
Pinner, Artose	RB	Kentucky	2003-05	Royals, Mark	P	Appalachian State	1995-96
Plum, Milt	QB	Penn State	1962-67	Rubick, John	G	Grand Valley State	1982-88
*Polanski, John	TE	Wake Forest	1942	Rubio, Anthony	G	Wake Forest State	1943-46
Pollard, Marcus	T	Bradley	2005-06	Rush, Jerry	DT	Michigan State	1965-71
*Poole, Oliver	E	Mississippi	1949	*Russas, Albert	T	Tennessee	1949
Porcher, Robert	DE	South Carolina State	1992-04	Russell, Kenneth	T	Bowling Green	1957-59
Porter, Daryl	CB	Boston College	1997	Russell, Matt	LB	Colorado	1997-99
Porter, Ricky	RB	Slippery Rock State	1982	Ryan, David	LB	Hardin-Simmons	1946-46
Porter, Tracy	*WR	Louisiana State	1981-82	*Ryan, Kent	B	Utah State	1938-40
Potts, Charles	DB	Purdue	1972	Rychnic, Tom	E	American	1958
Pratt, Paul	CB	Nevada-Reno	2010	Ryder, Nick	FB	Miami (Fla.)	1963-64
Prchlik, John	T	Yale	1949-53				
Pregulman, Mervin	G	Michigan	1947-48	S			
*Prescott, Harold	G	Hardin-Simmons	1949	Saddler-McQueen, Jimmy	DT	Texas A&M - Kingsville	2012-
*Presnell, Glenn	B	Nebraska	1934-36	Saglia, Blane	LB	Colorado State	2006-07
*Price, Charles	B	Texas A&M	1940-41, 45	Samuel, Khari	G	Massachusetts	2001
Price, Derek	TE	Iowa	1996	Salaam, Ephraim	T	San Diego State	2009
*Price, Ernest	DT	Texas A&I	1973-78	Saleaumua, Dan	NT	Arizona State	1987-88
Prindle, Mike	K	Western Michigan	1987	Salem, Harvey	G	California	1986-90
Pringle, Alan	K	Rice	1975	Salsbury, James	G	UCLA	1955-56
Pringley, Mike	N	North Carolina	1999-00	Sanchez, John	T	San Francisco	1947
Pritchett, Kelvin	DE	Mississippi	1991-94, 99-04	Sanders, Barry	RB	Oklahoma State	1989-98
Pupunu, Al	TE	Weber State	2000	Sanders, Charlie	TE	Minnesota	1968-77
*Purityford, Dave	DE	Eastern Michigan	1978-82	Sanders, Daryl	T	Ohio State	1963-66
Pyne, Jim	C	Virginia Tech	1998	Sanders, Eric	G/T	Nevada-Reno	1986-92
				Sanders, Ken	DE	Howard-Payne	1972-79
Q				Sandifer, Daniel	B	Louisiana State	1950
Quaema, Jerry	G/T	Michigan	1987	Sanzotta, Dominic	B	Casa Western Reserve	1942, 46
Quinlan, Bill	DE	Michigan	1964	Sarratt, Charles	B	Oklahoma	1948
				Sarringhaus, Paul	B	Ohio State	1948
				Sarton, Lawrence	G	Fordham	1942, 45
R				Sasa, Don	DT	Washington State	1998
Rabb, Warren	OB	Louisiana State	1960	*Saul, Bill	DE	Penn State	1970
*Rabold, Mike	G	Indiana	1959	Scheffler, Tony	TE	Western Michigan	2010-
*Radovich, William	G	Southern California	1938-41, 45				

Schabanoff, Alexander	T	Franklin & Marshall	1942	Stovall, Richard	C	Abilene Christian	1947-48
Schiechi, John	C	Santa Clara	1942	Stradford, Troy	RB	Boston College	1992
Schlesinger, Cory	FB	Nebraska	1995-96	Strauthers, Tom	DE	Jackson State	1988
Schmidt, Joe	LB	Pittsburgh	1953-65	Streets, Tai	WR	Michigan	2004
Schmising, Joe	DT	New Mexico State	1972	Stronger, Rich	E	Michigan	1963-87
"Schneider, John	C	Wisconsin	1934-36	Strumel, Joe	T	Mississippi Southern	1942
Scholtz, Bob	C	Notre Dame	1960-64	Stuart, Roy	WR	Tulsa	1943
"Schottel, Ivan	B	NW Missouri State	1946, 48	Studstill, Pat	T	Houston	1961-67
Schroeder, Bill	WR	Wisconsin-LaCrosse	2002-03	"Succ, Stephen	B	Illinois	1947-48
Schroll, Charles	RB	Louisiana State	1950	Suh, Ndamukong	DT	Nebraska	2010-
Schulz, Kurt	C	Eastern Washington	2000-01	Sugar, Leo	P	Purdue	1952
Scroggins, Stuart	S	Purdue	2008	Sully, Ivory	DB	Delaware	1987
Scott, Clyde	B	Arkansas	1952	Sumler, Tony	DB	Wichita State	1978
Scott, Fred	WR	Amherst	1978-83	Summers, Wilbur	P	Louisville	1977
Scott, Jonathan	T	Texas	2006-07	Summerall, Pat	E	Arkansas	1952
Scott, Kevin	C	Stanford	1991-93	Surter, Ian	K	(No College)	1976
Scott, Perry	LB	Muhlenberg	1942	Supernaw, Kywin	S	Indiana	1998-01
Scroggins, Tracy	DE	Tulsa	1992-01	Swain, Bill	LB	Oregon	1968-69
Self, Clarence	B	Wisconsin	1950-51	Swancutt, Bill	DE	Oregon State	2005-06
Seltzer, Harry	B	Morris-Harvey	1942	"Sweetan, Karl	QB	Wake Forest	1966-67
Semple, Tony	G	Memphis	1995-2002	"Swiacki, William	P	Columbia	1951-52
Sewell, Harley	G	Texas	1953-62	Swider, Larry	LB	Pittsburgh	1979
Sheffield, Chris	DB	Albany State	1987	Swilling, Pat	E	Georgia Tech	1993-94
Shepherd, Jacoby	DB	Oklahoma State	2003	Swinton, Reggie	WR	Murray State	2003-04
"Shepherd, William	B	Western Maryland	1935-40	Sylvan, Rudy	TE	Ohio	2007
Shoals, Roger	T	Maryland	1965-70	Szakash, Paul	B	Montana	1938-42
Siebert, Wayne	T	Illinois	1951	"Szymanski, Frank	C	Notre Dame	1945-47
Sieniowski, Chuck	DT	Penn State	1968				
Sigilo, Dominic	XV	Xavier	1945				
Silva, Ricardo	T	Hampton	2011-	T			
Simmons, Davie	LB	North Carolina	1980	Talton, Ty	S	Northern Iowa	1999
"Simmons, John	C	Detroit	1949-50	*Tassos, Damon	G	Texas A&M	1945-46
Simon, Jim	G/T	Miami (Fla.)	1963-65	Tatarek, Bob	DT	Miami (Ohio)	1972
Simmonson, Dave	LB	Minnesota	1977	Tautolo, Terry	LB	UCLA	1981-82, 84
Simpson, Ko	S	South Carolina	2009	Taylor, Albie	RB	Utah State	1969-76
Sims, Billy	RB	Florida State	1980-84	Taylor, Henry	LB	South Carolina	1988-89
Sims, Ernie	LB	Florida State	2006-09	Taylor, Terry	CB	Southern Illinois	1989-91
Sims, Rob	G	Ohio State	2010-	Teal, Jim	P	Purdue	1973
Singer, Curt	T	Tennessee	1988	Teary, Larry	C	Wake Forest	1978-79
Sinkwich, Frank	G	Georgia	1943-44	Ten Nagel, Garth	LB	Texas A&M	1976-77
"Sirochman, George	P	Duquesne	1944	Tennell, Derrick	TE	UCLA	1991
Skidaway, Tom	LB	Ohio State	1979-82	Terry, Nat	DB	Florida State	1978
Slaby, Lou	LB	Pittsburgh	1966	Tharpe, Larry	DE	Tennessee State	1992-94, 97-98
Sloan, David	TE	New Mexico	1995-01	Thomas, Bob	K	Notre Dame	1982
Sloan, Dwight	B	Arkansas	1939-40	Thomas, Broderick	LB	Nebraska	1994
"Small, John	DT	Citadel	1973-74	*Thomas, Calvin	G	Duke	1939-40
Smith, Alphonso	CB	Wake Forest	2010-2012	Thomas, Corey	WR	Louisiana State	1998
Smith, Bobby	DB	UCLA	1985-86	Thomas, Henry	DE	UTER	1995-96
"Smith, Corey	DE	North Carolina State	2006-08	Thomas, Marcus	DE	Arizona	2008
Smith, DeAngelo	S	Cincinnati	2009	Thomas, Marvin	DE	Memphis	1998
Smith, Dwight	CB	Akron	2008	Thomas, Mike	WR	Arizona	2012-
Smith, Ed	TE	(No College)	1999	*Thomas, Russell	T	Ohio State	1946-49
Smith, Harry	RB	Southern California	1940	Thomason, James	B	Texas A&M	1945
Smith, J.D.	T	Rice	1964-66	Thompson, Bobby	DB	Oklahoma	1975-76
"Smith, J. Robert	HB	Iowa	1949-54	Thompson, Bobby L.	DB	Arizona	1984-88
Smith, Keith	CB	McNeese State	2004-08	Thompson, Dave	C	Clemson	1971-73
Smith, Kevin	RB	Central Florida	2008-	Thompson, Jesse	WR	California	1978-81
Smith, Oscar	RB	Nicholls State	1986	Thompson, Leonard	WR	Oklahoma State	1975-86
Smith, Otis	CB	Missouri	2003	Thompson, Marty	TE	Fresno State	1993
Smith, Paul	RB	Texas-El Paso	2003-05	Thompson, Robert	LB	Michigan	1987
Smith, Ricky	DB	Alabama State	1987	Thompson, Vince	RB	Villanova	1981-83
"Smith, Robert L.	B	Texas A&M	1953-54	Thornhill, Josh	LB	Michigan State	2002
Smith, Terrelle	FB	Arizona State	2009	Thrower, Jim	DE	East Texas State	1973-75
Smith, Wayne	DB	Purdue	1980-82	Tillison, Ed	RB	St. Joseph (Ind.)	1941
Sneddon, Bob	DB	St. Mary's (Calif.)	1945	Todd, Jim	DE	NW Missouri State	1996
Snell, Ray	C	Wisconsin	1985	*Tolle, Stuart	HB	Ball State	1982
Soboleski, Joseph	C	Michigan	1950	*Tomasetti, Louis	B	Bowling Green	1987
Sokolosky, John	T	Wayne State	1978	*Tonelli, Anthony	C	Bucknell	1941
Souders, Cecil	E	Ohio State	1947-49	Topor, Ted	B	Southern California	1939
"Spangler, Eugene	B	Tulsa	1946	Torgeson, LaVern	LB	Michigan	1955
"Spelman, Harry	T	Michigan State	1940	*Tracy, Thomas	C	Washington State	1951-54
Spelman, Alonzo	DE	Ohio State	2001	Travis, Mac	B	Tennessee	1956-57
Spencer, Oliver	T	Kansas	1953, 56, 59-61	Treadway, John	NT	California	1993
Speth, George	T	Murray State	1942	Trebotich, Ivan	B	Hardin-Simmons	1949
Spicer, Paul	DE	Saginaw Valley State	1999	Trejo, Stephen	FB/TE	St. Mary's (Calif.)	2044-45
Spieelman, Chris	LB	Ohio State	1988-95	Tressa, Thomas	G	Arizona State	2001-04
Spivey, Amari	LB	Iowa	2010-	Tripplett, Bill	G	Davis-Ellkins	1942
Spindler, Marc	DT	Pittsburgh	1990-94, 97-98	Tripplett, Wallace	RB	Miami (Ohio)	1968-72
Stablein, Brian	WR	Ohio State	1998-00	Trippson, John	B	Penn State	1949-50
"Stacco, Edward	T	Colgate	1947	Tripucka, Frank	QB	Mississippi State	1941
Stacy, James	T	Oklahoma	1935-37	Trivillion, Eric	T	Notre Dame	1949
Stafford, Matthew	QB	Georgia	2009-	Tsoutsouvas, John	WR	Florida A&M	1987
Stagers, John	WR	Missouri	1975	Tucker, Rex	C	Stanford	1940
Sta, Brenden	C	Nebraska	2001	Tuinei, Tom	C	Texas A&M	2006
Standeford, John	WR	Purdue	2008-09	Tulloch, Stephen	DB	North Carolina State	2011-
Stanfel, Richard	G	San Francisco	1952-55	Tully, Darrell	B	East Texas Teachers	1939
Stanley, Walter	WR	Mesa College	1989	Turner, Barry	DE	Nebraska	2010
Stanton, Drew	QB	Michigan State	2007-11	Turner, Harold	E	Tennessee State	1994
Starrin, Stephen	WR	McNeese State	1988	Turner, Vernon	C	Carson-Newman	1995
Steele, Chuck	T	California	1987	Turnure, Tom	O/G	Washington	1980-83, 85-86
"Steen, James	B	Syracuse	1935-36	Tyler, Maurice	DB	Morgan State	1976
Steffen, Jim	B	East Carolina	1985				
Stephens, Hal	DE	Western Illinois	1985				
Stevenson, Mark	C/G	Tennessee	2000-03				
Stewart, James	DB	Tulsa	1979				
Stewart, Ryan	T	Georgia Tech	1996-00				
Stickdom, Clint	T	Cincinnati	2006				
Stits, William	B	UCLA	1954-56				
Stocz, Eric	TE	Westminster (Pa.)	1998-97				
Stokes, Barry	E	Eastern Michigan	2006-07				
"Stokes, Lee	C	Centenary	1937-39				
Stovall, Maurice	WR	Notre Dame	2011				

Vardell, Tommy	FB	Stanford	1997-98	Wilson, Stanley	CB	Stanford	2005-08
Vargo, Larry	E	Detroit	1963	Winkler, Randy	T	Tarleton State	1967
Vasher, Nathan	CB	Texas	2010	Winslow, Robert	E	Southern California	1940
*Vaughan, Charles	B	Tennessee	1935	Witherspoon, Brian	CB	Stillman	2009
Vaughn, Tom	DB	Iowa State	1965-71	Witkowski, John	QB	Columbia	1984, 88
Verba, Ross	G	Iowa	2006	Witte, Mark	TE	North Texas State	1987
*Vezmar, Walter	T	Michigan State	1946-47	*Woit, Richard	B	Arkansas State	1955
Vines, Scottie	WR	Wyoming	2004-05	*Wojeichowicz, Alex	C	West Texas State	1938-46
W							
Wade, Jonathan	CB	Tennessee	2010	Womack, Bruce	DT	Hawaii	1951
Waerig, John	TE	Maryland	2001	*Woodcock, John	CB	Texas Christian	1976-80
*Wagner, Sidney	G	Michigan State	1936-38	Woodley, Richard	DB	Northern Michigan	1989
Wagoner, Dan	DB	Kansas	1982-84	Woods, Jerry	LB	Iowa	2005
Walclou, Kerwin	DE	Central State (Ohio)	1956-88	Woods, LaVar	DT	Tennessee State	1971-72
Walker, Bracy	S	North Carolina	2002-05	Woods, Larry	WR	Grambling	1979
Walker, Brian	S	Washington State	2002-04	Woods, Robert	G	Boston College	2004-07
Walker, Darrell	CB	Oklahoma	2000	Wooldfolk, Butch	RB	Michigan	1987-88
*Walker, Doak	B	Southern Methodist	1950-55	Word-Daniels, Jahl	CB	Georgia Tech	2009
Walker, Marquis	CB	Southeast Missouri	2000	Wright, Eric	CB	Nevada-Las Vegas	2011
Walker, Wayne	WR	Iowa	1958-72	Wright, John	WR	Illinois	1969
Walker, Willie	LB	Tennessee State	1966	Wyatt, Doug	DB	Tulsa	1973-74
Walters, Rod	G	Iowa	1979	Wyche, Sam	CB	Furman	1974
Walters, Troy	WR	Stanford	2007	Wynn, Dexter	CB	Colorado State	2008
*Walton, Chuck	G	Iowa State	1967-74	Wyrick, Jimmy	CB	Minnesota	2000-03
Walton, Larry	WR	Arizona State	1969-76	Y			
*Ward, Elmer	LB	Utah State	1935-36	Yarbrough, Jim	T	Florida	1969-77
Ward, Paul	CB	Whitworth	1961-62	Yepremian, Garo	K	(No College)	1966-67
Ward, William	G	Washington State	1947-49	Young, Adrian	LB	Southern California	1972
Ware, Andre	QB	Houston	1990-93	Young, Titus	WR	Boise State	2011-
Warne, Jim	T	Arizona State	1987	Young, Willie	DE	North Carolina State	2010-
Warren, Lamont	RB	Colorado	2001-02	Yowarsky, Walter	E	Kentucky	1955
Washington, Dave	LB	Alcorn State	1978-79	Z			
Washington, Gene	WR	Stanford	1979	Zatkoff, Roger	G	Michigan	1957-58
Washington, Keith	DE	UNLV	1996	*Zawadzka, Jerry	E	Columbia	1967
Watkins, Bobby	DB	Southwest Texas State	1982-88	*Zimmerman, Leroy	B	San Jose State	1971-74
Watkins, Larry	RB	Alcorn A&M	1969	Zolko, Mickey	RB	Auburn	1971-74
*Watkins, Tom	HB	Iowa State	1962-67	*Zuzzio, Anthony	G	Muhtenberg	1942
*Watson, Joseph	B	Rice	1950				
Watt, Joseph	LB	Syracuse	1947-48				
Wayne, Nate	T	Mississippi	2005				
*Weatherall, Jim	LB	Oklahoma	1959-60				
Weaver, Charlie	LB	Southern California	1971-81				
Weaver, Herman	P	Tennessee	1970-76				
Webb, Ken	HB	Presbyterian	1958-62				
Weber, Richard	B	St. Louis	1945				
Welch, Herb	S	UCLA	1990-91				
Weger, Mike	DB	Bowling Green	1967-75				
*Weiss, Howard	B	Wisconsin	1939-40				
Welch, Jim	RB	Southern Methodist	1968				
Wells, Mike	DE	Iowa	1994-97				
Wells, Warren	S	Texas Southern	1964				
Wending, John							
Wesley, Dante	CB	Wyoming	2010-				
West, Charlie	DB	Arkansas-Pine Bluff	2010				
Westbrook, Bryant	CB	UTEP	1974-77				
Wester, Cleve	RB	Texas	1997-01				
*Westfall, Robert	B	Concordia	1987				
*Wetterlund, Chet	B	Michigan	1944-47				
Wheeler, Mark	TE	Illinois Wesleyan	1942				
*White, Bryon	B	Kentucky	1987				
White, Daryl	G	Colorado	1940-41				
White, Dewayne	DE	Nebraska	1974				
White, Marvin	S	Louisville	2007-09				
White, Sheldon	CB	Texas Christian	2003				
White, Stan	LB	Miami (Ohio)	1990-92				
White, Wilbur	HB	Ohio State	1980-82				
White, William	S	Colorado A&M	1936				
Whited, Mike	LB	Ohio State	1988-93				
Whitehead, Tahir							
Whitlow, Bob	C/G	Pacific	1980				
Whitsell, Dave	DB	Temple	2012				
*Wiatrak, John	C	Arizona	1961-65				
Wickert, Tom	T	Indiana	1958-60				
*Wickett, Lloyd	T	Washington	1939				
Widell, Doug	B	Washington State	1977				
*Wiese, Robert	G	Oregon State	1943, 46				
Wiethe, John	B	Boston College	1944-46				
Wilder, James	RB	Michigan	1947-48				
Wilkinson, Dan	DT	Xavier	1939-42				
Williams, Alan	RB	Missouri	1990				
Williams, Bobby	RB	Ohio State	2003-05				
Williams, Brian	LB	Maryland	1995				
Williams, Corey							
Williams, Derrick	WR	Central State (Okla.)	1995-71				
Williams, Eric M.	DT	Southern California	2001-03				
Williams, Eric T.	DT	Arkansas State	2010-				
Williams, Gardner	DB	Penn State	2009-10				
Williams, Jack	CB	Washington State	1984-89				
Williams, James	WR	North Carolina State	1987				
Williams, Jimmy	LB	St. Mary's (Calif.)	1984				
Williams, Kelland	WR	Kent State	2009-10				
Williams, Michael	LB	Marshall	2003				
Williams, Mike	WR	Nebraska	1982-90				
Williams, Ray	WR	Louisiana State	2011-2012				
Williams, Rex	C	Northeastern	1969				
Williams, Roy	WR	Southern California	2005-06				
Williams, Sam	DE	Washington State	1980				
Williams, Scott	FB	Texas Tech	1945				
Williams, Walt	B	Texas	2004-08				
*Wilson, Camp	B	Michigan State	1960-65				
		Georgia	1986-88				
		New Mexico State	1977-81				
		Tulsa	1946-49				



LIONS OVERTIME AND PRIMETIME GAMES

LIONS OVERTIME GAMES

Date	Opp	Score	Time	Scoring Play
11/23/75	at KC	L 21-24	9:16	1. Stenerud 26 yd. Field Goal
11/27/80	CHI	L 17-23	14:39	D. Williams, 95 yd kickoff return (0:21)
11/20/83	at GB	W 23-20	6:30	E. Murray, 37 yd. Field Goal
9/9/84	at Atl	W 27-24	9:54	E. Murray, 48 yd. Field Goal
10/14/84	TB	W 13-7	10:26	L. Thompson 37 yd. pass from G. Danielson
11/14/84	PHI	T 23-23		
11/24/85	at TB	L 16-19	2:29	D. Iqwebuike 24 yd. Field Goal
10/11/87	at GB	W 19-16	2:34	M. Prindle 31 yd. Field Goal
10/30/88	NYG	L 10-13	13:47	P. McFadden 33 yd. Field Goal
10/29/89	at GB	L 20-23	12:46	C. Jackie 38 yd. Field Goal
11/4/90	WAS	L 38-41	2:50	L. Lohmiller 34 yd. Field Goal
12/2/90	at Chi	L 10-16	4:06	N. Anderson 50 yd. pass from J. Harbaugh
12/22/91	at Buf	W 17-14	4:23	E. Murray, 21 yd. Field Goal
9/12/93	at NE	W 19-16	3:56	J. Hanson, 38 yd. Field Goal
9/4/94	ATL	W 31-28	9:46	J. Hanson, 37 yd. Field Goal
9/19/94	at Dal	W 20-17	:32	J. Hanson, 44 yd. Field Goal
10/30/94	at NYG	W 28-25	8:17	J. Hanson, 24 yd. Field Goal
10/22/95	at Was	L 10-16	11:19	D. Green, 7 yd. interception return
10/19/97	NYG	L 20-26	13:20	C. Calloway, 68 yd. pass from Danny Kanell
9/13/98	CIN	L 28-34	12:54	S. Sawyer, 53 yd. interception return
11/26/98	PIT	W 19-16	12:08	J. Hanson, 42 yd. Field Goal
10/20/02	CHI	W 23-20	10:12	J. Hanson, 48 yd. Field Goal
11/24/02	at Chi	L 17-20	8:58	P. Edinger, 40 yd. Field Goal
12/8/02	at Arz	L 20-23	10:48	B. Gramatica 42 yd. Field Goal
11/14/04	at Jax	L 17-23	9:32	S. Smith 36 yd. pass from David Garrard
10/30/05	CHI	L 13-19	8:43	C. Tillman 22 yd. interception return
12/11/05	at GB	L 13-16	9:43	R. Longwell 28 yd. Field Goal
9/16/07	MIN	W 20-17	8:55	J. Hanson 37 yd. Field Goal
11/17/10	NYJ	W 20-23	12:42	D. Rayner 34 yd. Field Goal
12/19/10	at TB	W 23-20	9:51	J. Hanson 32 yd. Field Goal
9/25/11	at Min	W 26-23	13:01	R. Bironas 26 yd. Field Goal
9/23/12	at Ten	L 41-44	3:51	J. Hanson 26 yd. Field Goal
10/14/12	at Phi	W 26-23	11:00	J. Hanson 46 yd. Field Goal
11/22/12	HOU	L 34-31	4:00	S. Graham 32 yd. Field Goal

LIONS OVERTIME GAMES

Home	G	W	L	Pct.
14	5	8	1	.393
Total	20	10	0	.500
	34	15	18	1

HOW THE GAMES ENDED

Result	G	FG	Pa	Ru	Int	KR
Win	15	14	0	0	0	0
Loss	18	0	0	0	0	0
Tie	1	-	-	-	-	-
Totals	34	25	4	0	3	1

OVERTIME GAMES VS. OPPONENTS

Team	G	W	L	T	Pct.	Home	W	L	T	Road	W	L	T	Last OT Game
Arizona	1	0	1	0	0.000	0	0	0	0	0	0	0	0	12/8/02 at Arz
Atlanta	2	2	0	0	1.000	1	0	0	0	1	0	0	0	9/9/84 at Atl
Buffalo	1	1	0	0	1.000	0	0	0	0	1	0	0	0	12/22/91 at Buf
Chicago	5	1	4	0	.200	1	2	0	0	2	0	0	0	10/30/05 vs. Chi
Cincinnati	1	1	0	0	1.000	0	1	0	0	0	0	0	0	9/13/98 vs. Cin
Dallas	1	0	1	0	.000	0	0	0	0	1	0	0	0	9/19/94 at Dal
Green Bay	4	2	2	0	.500	0	0	0	0	2	2	0	0	11/21/05 at GB
Houston	1	0	1	0	.000	0	1	0	0	0	0	0	0	11/22/12 vs. HOU
Jacksonville	1	0	1	0	.000	0	0	0	0	1	0	0	0	11/14/04 at Jax
Kansas City	1	0	1	0	.000	0	0	0	0	1	0	0	0	11/23/75 at KC
Minnesota	2	2	0	0	1.000	1	0	0	0	1	0	0	0	9/25/11 at Min
New England	1	0	1	0	.000	0	0	0	0	0	0	0	0	9/12/93 at NE
New York Giants	3	1	2	0	.333	0	2	0	1	0	0	0	0	19/19/97 vs. NYG
New York Jets	1	0	1	0	.000	0	1	0	0	0	0	0	0	11/7/10 vs. NYJ
Philadelphia	2	1	0	1	.750	0	0	1	1	0	0	0	0	10/14/12 at Phi
Pittsburgh	1	1	0	0	1.000	1	0	0	0	0	0	0	0	11/26/98 vs. Pit
Tampa Bay	3	2	1	0	.667	1	0	0	0	1	1	0	0	10/14/12 at TB
Tennessee	2	0	1	0	.000	0	0	0	0	0	0	0	0	9/23/12 at Ten
Washington	2	0	1	0	.000	0	1	0	0	1	0	0	0	10/22/95 at Was
Totals	34	15	19	1	.445	5	8	1	8	9	0	0	0	11/22/12 vs. HOU

MONDAY NIGHT RESULTS

Date	W-L	Score	Opponent	Attendance
10/5/70	W	28-14	at Los Angeles Rams	79,444
12/14/70	W	28-23	Minnesota	54,418
9/20/71	L	13-16	at Green Bay	47,961
11/1/71	T	14-14	Green Bay	54,418
10/16/72	L	23-24	at Dallas	65,378
10/30/72	L	24-28	at Dallas	54,418
10/1/73	W	31-6	San Francisco	49,756
10/14/74	W	17-13	Dallas	79,784
10/6/75	L	10-36	Chicago	71,273
10/19/81	W	48-17	Chicago	79,361
12/6/82	L	13-28	New York Jets	68,985
11/7/83	W	15-9	New York Giants	79,169
12/5/83	W	13-2	Minnesota	66,710
12/10/84	L	3-24	Los Angeles Raiders	75,602
12/15/86	L	13-16	Chicago	72,190
12/10/90	L	31-38	Los Angeles Raiders	55,907
12/28/92	L	6-24	at San Francisco	64,102
9/19/94	W	20-17ot	at Dallas	76,236
9/25/95	W	27-24	San Francisco	77,230
12/4/95	W	21-7	Chicago	60,425
11/19/96	L	21-27	at San Diego	60,425

12/23/96	L	14-24	at San Francisco	61,921
9/28/98	W	27-6	Tampa Bay	74,724
12/14/98	L	13-35	at San Francisco	68,585
10/8/01	L	0-35	St. Louis	77,765
10/10/11	W	24-13	Chicago	67,861
10/22/12	L	7-13	at Chicago	62,300
12/22/12*	L	18-31	Atlanta	63,849

LIONS MONDAY NIGHT RECORDS

Totals	G	W	L	T	Pct.
Home	19	10	9	0	.526
Road	9	2	6	1	.222
Total	28	12	15	1	.446

MONDAY NIGHT GAMES VS. OPPONENTS

Team	G	W	L	T	Pct.	Home	W	L	T	Road	W	L	T	Last MNF Game
Atlanta	2	1	1	0	.500	1	1	0	0	0	0	0	0	12/22/12 vs. ATL
Chicago	6	4	2	0	.667	4	1	0	0	1	0	1	0	10/22/12 at Chi
Dallas	3	1	2	0	.333	0	0	0	0	1	0	1	0	9/19/94 at Dal
Green Bay	2	0	1	1	.250	0	1	0	0	0	0	0	1	10/16/72 vs. GB
Minnesota	2	1	0	0	.500	1	1	0	0	0	0	0	0	12/5/83 vs. MIN
New York Giants	1	1	0	0	1.000	1	0	0	0	0	0	0	0	11/7/83 vs. NYG
New York Jets	1	0	1	0	.000	0	1	0	0	0	0	0	0	12/6/82 vs. NYJ
Oakland	2	0	2	0	.000	0	2	0	0	0	0	0	0	12/10/90 vs. LARd
St. Louis	2	1	0	1	.500	0	1	0	1	0	0	0	0	10/8/01 vs. STL
San Diego	1	0	1	0	.000	0	0	0	0	0	0	0	0	11/11/96 at SD
San Francisco	5	2	3	0	.400	2	0	0	0	3	0	0	0	12/14/98 at SF
Tampa Bay	1	1	0	0	1.000	1	0	0	0	0	0	0	0	9/25/95 vs. TB
Totals	28	12	15	1	.446	10	9	0	2	6	1	2	6	12/22/12 vs. ATL

*Game played on 12/22/12 was a special Saturday broadcast of ESPN's MNF due to Christmas Eve falling on a Monday.

OTHER PRIMETIME RESULTS

Date	TV	Day	W-L	Score	Opponent	Attendance
12/11/76	ABC	Sat	L	17-20	Los Angeles Rams	73,470
12/17/77	ABC	Sat	L	21-30	Minnesota	78,452
9/23/90	TNT	Sun	L	20-23	at Tampa Bay	55,075
12/16/90	ESPN	Sun	W	38-21	Chicago	67,759
10/15/92	TNT	Thurs	L	14-31	at Minnesota	52,816
10/21/93	TNT	Sun	W	30-27	at Minnesota	53,428
11/13/94	ESPN	Sun	W	14-9	Tampa Bay	50,814
12/25/94	ESPN	Sun	L	20-27	at Miami	70,980
12/8/96	ESPN	Sun	L	22-24	Minnesota	46,043
11/2/97	ESPN	Sun	L	10-20	at Green Bay	60,126
12/7/97	ESPN	Sun	L	30-33	at Miami	72,266
10/15/98	ESPN	Thurs	W	27-0	Green Bay	77,932
11/15/98	ESPN	Sun	W	26-3	Chicago	63,152
10/31/99	ESPN	Sun	W	20-3	Tampa Bay	63,135
10/19/00	ESPN	Thurs	W	28-14	at Tampa Bay	65,557
11/30/00	ESPN	Thurs	L	17-24	at Minnesota	64,214
12/11/05	ESPN	Sun	L	13-16ot	at Green Bay	70,019
12/4/11	NBC	Sun	L	17-31	at New Orleans	73,042
9/16/12	NBC	Sun	L	19-27	at San Francisco	68,732
12/9/12	NBC	Sun	L	20-27	at Green Bay	70,382

LIONS OTHER PRIMETIME RECORDS

Home	G	W	L	T	Pct.
Road	8	2	5	3	.250
Totals	20	7	13	0	.350

OTHER PRIMETIME RECORDS VS. OPPONENTS

Team	G	W	L	T	Pct.	Home	W	L	T	Road	W	L	T	Last Game
Chicago	2	2	0	0	1.000	2	0	0	0	0	0	0	0	11/15/98 vs. CHI (Sun)
Green Bay	4	1	3	0	.250	1	0	0	0	2	0	2	0	12/9/12 at GB (Sun)
Miami	2	0	2	0	.000	0	0	0	0	0	0	0	0	12/7/97 at GB (Sun)
Minnesota	5	1	4	0	.200	0	2	0	0	3	0	0	0	11/30/00 at Min (Thurs)
New Orleans	1	0	1	0	.000	0	0	0	0	0	0	0	0	12/4/11 at NO (Sun)
St. Louis	1	0	1	0	.000	0	1	0	0	0	0	0	0	01/21/76 vs. LARd (Sat)
Tampa Bay	4	3	1	0	.750	2	0	0	0	1	1	0	0	10/19/00 at TB (Thurs)
San Francisco	2	0	1	0	.000	5	3	0	2	1	0	0	0	11/16/12 at SF (Sun)
Totals	20	7	13	0	.350	5	3	0	2	10	0	2	0	12/9/12 at GB (Sun)

LIONS OVERALL PRIMETIME RECORDS

Team	G	W	L	T	Pct.	Home	W	L	T	Road	W	L	T	Last Game
MNF*	28	12	15	1	.446	10	9	0	2	6	1	2	6	12/22/12 vs. ATL
Sunday Night	14	5	9	0	.357	4	1	0	1	9	0	1	9	12/9/12 at GB
Thursday Night	4	2	2	0	.500	1	0	1	0	1	2	0	0	12/10/00 at Min
Saturday Night	2	0	2	0	.000	0	2	0	0	0	0	0	0	12/17/77 vs. MIN
Totals	48	19	28	1	.406	15	12	0	4	17	1	2	6	12/22/12 vs. ATL

*Game played on



FORD FIELD

Ford Field, home of the Detroit Lions, is one of the premiere sports and entertainment stadiums in the world, and that fact has been proven over and over again the past few years with such high-profile international events like Super Bowl XL.

Every event at Ford Field impacts the city of Detroit beyond the event itself inside the stadium. For example, by hosting the Super Bowl in Detroit, Ford Field stood as the centerpiece to an over \$260 million economic impact on Metro Detroit.

And none of that would have been made possible without the vision and investment made by Lions Owner and Chairman William Clay Ford and the Ford family to not only construct a fine football stadium but an unrivaled sports and entertainment venue.

HOME FOR FOOTBALL

More than just a host site for the Super Bowl XL in 2006, few stadiums in the country hold a football schedule as aggressive as Ford Field. Football championships have been held at virtually every level ranging from youth football to the Super Bowl.

2012 FALL FOOTBALL EVENTS

- 10 Lions home games, the Lions 73rd Thanksgiving Day Classic
- 15th annual Little Caesar's Pizza Bowl
- MAC Football Championship
- MHSAA High School State Championship
- Detroit Public School Championship
- High School Catholic League Championship
- Annual Detroit PAL Football Championships

SUPER BOWL XL RECAP

In 2006, Ford Field and Metro Detroit sparked as the international sports community converged for the NFL's championship game.

"Much changed for the city of Detroit in 25 years since the Super Bowl was played there last," said former NFL Commissioner Paul Tagliabue. "The energy of the city and the revival of downtown Detroit are evident. Detroit was a wonderful host and the hospitality exceeded expectations."

"From the media center and NFL headquarters at GM World Headquarters and the Renaissance Center, to the NFL Experience at Cobo Center, to the events at some of downtown's historic theatres, to the game at Ford Field, our fans, teams, business partners and media enjoyed their Super Bowl experience in Detroit."

NCAA CHAMPIONSHIPS

The 2009 NCAA Men's Basketball Final Four reached new heights in 2009 year as Ford Field served as the host site for one of the year's biggest sporting events. It capped off two years of setting new standards for the men's basketball championships, which included attendance records for the Final Four, National Championship and preliminary rounds.

2009 MEN'S NCAA FINAL FOUR

The 2009 Men's Basketball Final Four finalized a process that included six years of planning with the ultimate goal of delivering a Final Four like no other, and the NCAA, Ford Field and the city of Detroit did just that. The cornerstone to the championship at Ford Field was the center stadium court and seating configuration that included customized risers and, for the first time, designated student sections. On the court, the Final Four featured Michigan State defeating Connecticut, 82-73, and North Carolina defeating Villanova, 83-69 in the National Semifinals. In the National Championship, North Carolina ousted Michigan State, 89-72, to claim the NCAA title.

The weekend kicked off as the Final Four Friday drew a record crowd with nearly 30,000 in attendance. The games were expected to establish new records, and they delivered. The National Semifinals set an all-time record with 72,456 fans, and the National Championship upped that amount when it drew 72,992. Overall, 145,378 fans attended the Final Four, which also set a new record.

Although the primary focus of Final Four weekend was on the student athletes, the festivities surrounding the event livened up downtown Detroit. The ancillary events, like Hoops City, also drew record crowds over the five-day period. The NCAA and the Detroit Local Organizing Committee worked together on several community outreaches, which include a new legacy program. In the Detroit community, new early learning and literacy centers were opened. All of this was made possible by the vision of Ford Field and the NCAA to take this event to new levels. In the end, the Final Four generated an estimated \$30-50 million impact on the city of Detroit.

2008 MIDWEST REGIONALS



FORD FIELD LIONS ATTENDANCE RECORDS

Rk	Date	Opponent	Attendance
1	10/10/11	Chicago	67,861
2	11/24/11	Green Bay	66,263
3	12/11/11	Minnesota	63,988
4	11/20/11	Carolina	63,633
5	10/23/11	Atlanta	63,625
6	11/22/07	Green Bay	63,257
7	11/25/04	Indianapolis	63,107
8	10/17/04	Green Bay	62,938
9	12/9/07	Dallas	62,759
10	11/7/04	Washington	62,657

FORD FIELD ATTENDANCE RECORDS

Detroit Lions:	67,861
Chicago vs. Detroit; October 10, 2011	
Super Bowl XL:	68,206
Seattle vs. Pittsburgh; February 5, 2006	
Motor City Bowl:	60,624
Purdue vs. Central Michigan; December 26, 2007	
all-time Motor City Bowl Record	
MAC Championship:	25,483
Central Michigan vs. Ohio; November 30, 2006	
Basketball:	79,128
Kentucky vs. Michigan State; December 13, 2003	
College basketball attendance record	
Wrestlemania 23:	80,103
April 1, 2007; second-largest all-time Wrestlemania crowd	
Ford Field all events record	
2008 NCAA Midwest Regional Final:	57,563
March 30, 2008; preliminary round single-game record	
2008 NCAA Midwest Regionals:	114,591
March 28 and 30, 2008; preliminary rounds record	
2009 NCAA Final Four National Semifinals:	72,456
April 4, 2009; NCAA record	
2009 NCAA Final Four National Championship:	72,448
April 6, 2009; NCAA record	
2009 NCAA Final Four:	145,391
April 4 & 6, 2009; NCAA record	
2010 NCAA Frozen Four National Semifinals:	34,954
April 8, 2010; NCAA record	
2010 NCAA Frozen Four National Championship:	37,592
April 10, 2010; NCAA and World Indoor Hockey records	
2010 NCAA Frozen Four:	72,546
April 8 & 10; NCAA Record	

Midwest Regionals, which included the Sweet Sixteen and Elite Eight rounds, were held March 28 and 30 in downtown Detroit for the first time as well, and both sessions set new preliminary rounds attendance records with 57,028 and 57,563 respectively for each session. A record of 114,591 was also established for both sessions. The excitement for the Midwest Regional was evident when 50,000 tickets were sold prior to the announcement of the 65-team tournament. Teams in the regional included Kansas (1 seed), Wisconsin (3), Davidson (10 seed) and Villanova (12 seed). Davidson upset Wisconsin, 73-56, in the first game and Kansas defeated Villanova, 72-57, in the second game. The regional title was claimed by Kansas with a win over Davidson, 59-57, in a game that came down to the final seconds. The previous attendance record for a single Regional game was 42,519. That mark was set at the Michigan State vs. Kentucky game in St. Louis' Trans World Dome in 1999.

NCAA HISTORY

In 2010 Ford Field elevated collegiate hockey to an all-time level when it hosted the NCAA Men's 2010 Frozen Four. In an area that shows great support annually for college hockey and several Division I programs in the state of Michigan, Ford Field, which was the largest stadium ever to host the Frozen Four, proved the ideal venue to provide access to more fans of college hockey's version of the Final Four than ever before.

For both the National Semifinals and National Championship, the crowds that gathered set new NCAA records and new world

records for an indoor hockey game. Overall, approximately 19,000 fans experienced the Frozen Four weekend than ever before. The first night of the Frozen Four, the National Semifinals, commenced as Ford Field established a new attendance record of 34,954. Wisconsin defeated Rochester Institute of Technology 8-1 and Boston College upended Miami 7-1. In the National Championship game, Boston College claimed the NCAA title by shutting out Wisconsin in front of a record crowd of 37,592. In total, 72,546 fans watched the Frozen Four at Ford Field.

A LOOK AT THE PAST

On November 16, 1999, a new era in Detroit Lions' history began when the team officially launched the construction of its new downtown Detroit stadium. In 2002, the Lions and the city of Detroit unveiled one of the most impressive sports and entertainment venues ever built.

The Lions' downtown home is an incomparable 64,500-seat facility that includes a giant glass wall, revealing the picturesque Detroit skyline, and the old Hudson's Warehouse, originally built in 1920. The massive project encompasses a total of 1.85 million square feet of development.

The old Hudson's Warehouse, a major cornerstone of Ford Field, houses most of the stadium luxury seats, pressbox, restaurants, food courts, lounge areas, banquet facilities, entertainment venues and commercial space. The inclusion of the warehouse into the stadium project allows the sightlines at Ford Field to be among the very best in the NFL. In fact, even the locker room facilities have been built in the basement of the seven-story historic Detroit structure.

Detroit played its first home preseason game at Ford Field Saturday, August 24, 2003 against the Pittsburgh Steelers. Almost one month later, the Lions celebrated the inaugural regular season game at Ford Field Sunday, September 22 when they played host to their long-time divisional rival, the Green Bay Packers. The 2002 home opener marked the return of the Lions to downtown Detroit for the first time since 1974.

Following this grand opening event and the Lions' first regular season game, Ford Field's first concert was October headlined by the rock-and-roll legends, the Rolling Stones. At Super Bowl XL, the Rolling Stones returned to headline the NFL's halftime show.

Not only has Ford Field impressed the NFL owners, but it has also made an impact on the NCAA to name the stadium the site of the 2009 NCAA Men's Basketball Final Four. Ford Field also hosted Men's Basketball Midwest Regional Finals in 2008. In addition to the men's basketball championship, the NCAA returned in 2010 as Ford Field presented the Men's Hockey Frozen Four.

In April 2007, Ford Field expanded its portfolio when it hosted one of the biggest sports entertainment events of the year when the WWE's Wrestlemania extravaganza rolled into town. The event set a Ford Field record with 80,103 in attendance and it was the second-highest tally in the 23-year history of the event behind Wrestlemania III (93,173) held at the Pontiac Silverdome. Wrestlemania 23 at Ford Field included fans from 23 different countries, including all 50 states and nine Canadian provinces. Wrestlemania was the highest grossing one-day live event in WWE history, and holding the event at Ford Field helped pump an estimated \$25 million into the local economy.

Besides events like the NCAA Final Four, Midwest Regionals and Frozen Four, Ford Field has also hosted prominent motorsports events, including the Monster Jam monster truck series for the past three years and the AMA Amp'd Mobile Supercross series.

Ford Field began as a construction phenomenon on multiple fronts, and is now a crowning jewel of new stadiums in the NFL and Detroit's downtown entertainment district. The stadium's impact will continue to grow as Ford Field plays host to football games, sports and entertainment events, tradeshow and concerts.

PAST EVENTS

2002

- **Aug. 22:** Lions held first practice at Ford Field.
- **Aug. 24:** First preseason game at Ford Field. Lions fall to the Pittsburgh Steelers 34-22.
- **Sept. 5:** Impact at Ford Field, the annual Children's Center fundraiser, marked the first non-football event that took place in the new stadium. Founded in 1929, The Children's Center provides 28 interrelated programs to approximately 7,000 children and families in Detroit.
- **Sept. 22:** Lions hosted the Green Bay Packers in the Inaugural Game at Ford Field. The Lions fell to the Packers 37-31.
- **Sept. 29:** The Lions won their first game at Ford Field as they defeated the New Orleans Saints 26-21.
- **Oct. 12:** Legendary band the Rolling Stones headlined the first concert at Ford Field. Pop band No Doubt played the night's opening act.
- **Nov. 28:** The Lions hosted the first Thanksgiving Day game at Ford Field

vs. the New England Patriots. The game served as the 63rd installment of the historic holiday series and the first Thanksgiving Day Game in downtown Detroit since 1974.

- **Dec. 26:** The Motor City Bowl held at Ford Field for the first time in bowl game's six-year history. Boston College defeated Toledo 51-25.

2003

- **July 12-13:** Detroit rap star Eminem performed back-to-back sold-out shows of 45,000 at Ford Field.
- **Aug. 31:** Ford Field hosted 1st annual Ford Detroit Football Classic that features two historically black colleges, Alabama State and Florida A&M. The game drew a crowd of 54,500 as Alabama State defeated Florida A&M 38-22.
- **Dec. 12:** Ford Field held its first-ever basketball game, Basketbowl, between host Michigan State and Kentucky. The game set the college basketball attendance record at 79,129. Michigan State fell to Kentucky 79-74.
- **Dec. 26:** Bowling Green defeated Northwestern 28-24 in the second Motor City Bowl played at Ford Field. The crowd of 51,286 was the largest in the seven-year history of the annual bowl game.

2004

- **Sept. 4:** Alabama State defeated Howard 27-12 in 2nd annual Ford Detroit Football Classic.
- **Dec. 2:** For the first time, the Mid-American Conference (MAC) held football championship title game at Ford Field. Toledo defeated Miami 35-27.
- **Dec. 27:** Connecticut defeated Toledo 39-10 in the third Motor City Bowl held at Ford Field. MVP of that game was former Lions quarterback Dan Orlovsky.

2005

- **Sept. 3:** Hampton defeated Jackson State 20-7 in 3rd annual Ford Detroit Football Classic.
- **Nov. 25-26:** MHSAA played its football championships at Ford Field for first time.
- **Dec. 1:** Akron defeated Northern Illinois in MAC Football Championship.
- **Dec. 26:** In fourth Motor City Bowl at Ford Field, Memphis defeated Akron 28-21.

2006

- **Feb. 5:** Super Bowl XL was played at Ford Field between the Pittsburgh Steelers and Seattle Seahawks. The Steelers defeated the Seahawks 21-10 in front of 68,206, Ford Field's largest football crowd.
- **Mar. 4:** Monster Jam monster truck series was held for first time at Ford Field.
- **Aug. 26:** Kenny Chesney holds a sold-out show, "The Road and the Radio" Super Show, at Ford Field.
- **Nov. 30:** Central Michigan defeated Ohio in MAC Championship (third time championship game has been played at Ford Field).
- **Dec. 26:** In fifth Motor City Bowl at Ford Field, Central Michigan defeated Middle Tennessee State 31-10.

2007

- **Jan. 20:** Monster Jam returned to Ford Field for its second appearance.
- **Apr. 1:** Ford Field hosted WWE Wrestlemania 23 in front of crowd of 80,103 (Ford Field all-events record).
- **Apr. 21:** A stop on the Amp'd Mobile World Supercross GP/Amp'd Mobile AMA Supercross series took place at Ford Field for the first time.
- **Aug. 18:** For the second year in a row, Kenny Chesney held a sold-out show, Flip-Flop Summer Tour, at Ford Field.
- **Dec. 1:** Central Michigan claimed its second-straight MAC Championship by defeating Miami 35-10.
- **Dec. 26:** A new attendance record was set for the Motor City Bowl when 60,624 were on hand to watch Purdue take down Central Michigan 51-48. The Boilermakers were victorious when they hit a field goal when time expired.

2008

- **Mar. 28:** A preliminary round attendance record (57,028) was set during the NCAA Men's Basketball Midwest Regional. Davidson defeated Wisconsin, 73-56, and Kansas defeated Villanova, 72-57.
- **Mar. 30:** A new Regionals attendance record (57,563) was set during the NCAA Men's Basketball Regional Finals when Kansas, the eventual national champions, earned a berth to the Final Four by edging out Davidson 59-57.
- **Aug. 2:** Kenney Chesney visited Ford Field for third-consecutive year with "Poets and Pirates" Tour.
- **Nov. 18:** Music and entertainment icon, Madonna, performed at Ford Field for the first time.
- **Dec. 5:** Buffalo defeated Ball State 42-24 in fifth Marathon MAC Championship played at Ford Field.
- **Dec. 26:** Florida Atlantic defeated Central Michigan 24-21 in the Motor City Bowl.

2009

- **Apr. 3:** Ford Field hosted NCAA Men's Basketball Final Friday, the annual public practice session for schools competed in Final Four. A record crowd of 30,000 was set for event.
- **Apr. 4:** NCAA Men's Basketball Final Four National Semifinals are played. In the first game, Michigan State defeated Connecticut 82-73. In the second game, North Carolina defeated Villanova 83-69. Ford



- Field set attendance record with a total of 72,456 for both sessions.
- **Apr. 6:** North Carolina defeated Michigan State 89-72 in the NCAA Men's Basketball National Championship. A record crowd of 72,992 was in attendance for the national title game. Ford Field also set the attendance record for Final Four weekend with a total of 146,378 fans for the National Semifinals and National Championship games.
 - **Aug. 22:** For the fourth-straight year, Kenny Chesney played at Ford Field as his Sun City Carnival Tour stopped in downtown Detroit.
 - **Nov. 26:** Lions hosted the Green Bay Packers in the franchise's 70th Thanksgiving Day Game.
 - **Dec. 3:** Central Michigan defeated Ohio 20-10 in the sixth Marathon MAC Championship played at Ford Field.
 - **Dec. 26:** Marshall defeated Ohio 21-17 in the Little Caesar's Pizza Bowl. It marked the first year of Little Caesar's Pizza sponsorship of Detroit annual bowl game that was previously known as the Motor City Bowl.

2010

- **Apr. 8:** The NCAA Men's Hockey Frozen Four was held at Ford Field for the first time. It marked the first time the event was ever held in a large, football stadium venue. Wisconsin defeated Rochester Institute of Technology 8-1 and Boston College defeated Miami 7-1 in the National Semifinals. Ford Field drew a record crowd of 34,954.
- **Apr. 10:** In the National Championship game of the Frozen Four, Boston College prevailed over Wisconsin 5-0. 37,592 fans were on hand to watch the event, which set new NCAA and world indoor hockey records. For the weekend, the attendance totaled 72,546 at Ford field which also set a new attendance mark.

2011

- **Oct. 10:** The Detroit Lions set an attendance record for a Lions game at Ford Field when they defeated the Chicago Bears 24-13 in front of 67,861.
- **Dec. 24:** On Christmas Eve, the Lions claimed a 38-10 win over San Diego and clinched the franchise's first playoff berth since 1999.

MAJOR STADIUM MILESTONES

1996

- **Aug. 20:** Lions announced plans to build new domed stadium in downtown Detroit.
- **Nov. 5:** Voters in Wayne County overwhelmingly approved a referendum by the largest margin of victory in NFL stadium election history (68-32 percent) which allowed the Detroit Lions to build a domed stadium in downtown Detroit adjacent to a new baseball park for the Detroit Tigers.

1999

- **Nov. 16:** Lions hosted groundbreaking ceremony "From the Ground Up" unveiling renderings and officially naming the new stadium, Ford Field.

2000

- **Feb.:** Workers began installing 380 concrete caissons into the hard pan, which is a densely compacted layer of gravel located approximately 100 feet below the surface that rests on top of the bedrock, to provide stability to the structure of the bowl.
- **Nov. 1:** NFL owners unanimously approved the city of Detroit to host Super Bowl XL at Ford Field Feb. 5, 2006.

2001

- **Nov. 2:** First massive roof lift completed. The lift of this magnitude is the first of its kind in the United States. The steel, weighing approximately 2,800 tons (5.6 million lbs.), and spanning 400 feet, was lifted by a computerized system of pulleys, cables and jacks.
- **Dec.:** Workers began removing approximately 300,000 cubic yards of soil and clay to shape the lower bowl and field level portion of the stadium.
- **Dec. 16:** Second massive roof truss lift completed.

2002

- **May 1:** Installation of lower bowl seats began.
- **June:** Upper bowl and suite seats installed. Two 97-by-27 feet LED digital video scoreboards installed. Bathrooms completed. Brick-like concrete pathways poured for glass wall (southwest) atrium. One-half of field level construction completed. One-half of seats in the lower bowl installed. Brick paving of Adams Street began.
- **July:** Three-quarters of field level poured. Final one-quarter of field level graded and prepared. Roof membrane (a type of skin-like finish) installed. East side upper glass wall finished. Stadium sound system installed in roof structure. White baffling material from ceiling hanging to reduce acoustic distortion. Roof installation completed. Sound and video system and scoreboard calibrated. Main glass wall (southwest) atrium glass installed.
- **Aug.:** Ford Field business and operations offices opened on second level of warehouse. Stadium exterior brick walkways paved. Final section of field level poured. FieldTurf installed. Stadium exterior landscaped.
- **Sept. 15:** Interfaith dedication of Ford Field.

2003

- **July 1:** NCAA announced that the city of Detroit and Ford Field will host the Men's Basketball 2009 Final Four, as well as 2008 NCAA tournament games.

2005

- **June 23:** NCAA announced that the city of Detroit and Ford Field will host the Men's Hockey 2010 Frozen Four.

2006

- **Apr. 3:** World Wrestling Entertainment announced that it will present

its cornerstone annual event, WrestleMania 23, on Sunday, April 1, 2007, at Ford Field.

2007

- **Nov. 18:** Ford Field welcomed its 5 millionth fan.

2008

- **Mar. 28 and 30:** Ford Field set new NCAA Men's Basketball preliminary rounds attendance records with 57,028 for the first night of the Midwest Regionals and then broke that mark with 57,563 for the Midwest Regional Final. For both sessions, a total of 114,591 attended that games a Ford Field, also an NCAA record.

2009

- **Apr. 3-6:** Ford Field smashes several attendance records when it hosted the 2009 Men's Basketball Final Four, including the following: Final Four Friday (30,000), National Semifinals (72,456), National Championship (72,992) and Final Four (146,378).

2010

- **Apr. 7-8:** Ford Field established several new attendance records during the 2010 Men's Hockey Frozen Four, including the following: National Semifinals (34,954), National Championship (37,592) and Frozen Four (72,546). It also marked the first time that a venue has hosted the Final Four and Frozen Four in back-to-back years.

2011

- **June 7:** Ford Field hosted the opening round of the 2011 CONCACAF Gold Cup with two soccer matches between Panama and Guadeloupe and the United States and Canada. It was the first time grass was installed at Ford Field for an event. The games drew the largest crowd for a U.S. match in the Gold Cup opening round since 2003.
- **Fall:** As the Lions compiled a 10-6 record and returned to the playoffs, the team established the Top-5 largest Ford Field crowds for Lions games since the stadium opened in 2002, including a record crowd of 67,861 vs. Chicago October 10, 2011.

FEATURES

Ford Field is nestled at the intersection of I-75 and I-375 in downtown Detroit. The 40-foot glass wall entrance is located at the corner of Adams and Brush Street. Brush Street runs between Ford Field and Comerica Park, home of the Detroit Tigers. St. Antoine Street runs on the east side of the stadium and Beacon St. borders Ford Field on the south side.

LUXURY SUITES

The luxury suite options are like no other in the sports industry. Ford Field incorporates 129 luxury suites, including 115 in the warehouse and 14 on the north side of the stadium. The 115 suites in the warehouse are located on four different levels.

The inspired design that integrates luxury suites into the historic Hudson's warehouse affords each suite holder significant opportunities, including optimum views, easy access and customized floor plans. By eliminating end zone suites, Ford Field luxury suites offer goal-line-to-goal-line, corner-to-corner views of every play. Since suites are centrally located, access is simple and direct, and creative use of warehouse space provides flexibility to create a wide selection of suite shapes and sizes.

Suites can accommodate from eight to 30 people, which allows for a wider variety of suites than any other football stadium.

Suite holders receive amenity packages consisting of tickets for all Lions' home games, tickets for most non-Lions events, first option on additional tickets to non-Lions events, VIP parking, private entrance, private concourse, private bathroom access, premium catering, in-suite televisions to view additional NFL action, full concierge service and day use of suite (during normal business hours).

CLUB SEATS

There are 7,500 club seats at Ford Field. 3,100 club seats are located on the north side, and 4,400 are located on the club level that is adjoined to the warehouse. Club seats at Ford Field represent the ultimate in club experience with an unrivaled game day opportunity.

Club seat ticket holders have access to four exclusive clubs in the stadium with expanded food selection of upscale cuisine.

Amenities include: wide, leather padded seats (manufactured by Visteon) with cupholders, elevator and escalator services from main entrances, two private entrances, climate controlled atmosphere, televisions and video walls in club lounges, club level concierge service, exclusive Lions merchandise store, opportunities to purchase tickets to other Ford Field events and opportunities for year-round use of club lounges for business meetings and social functions.

LIONS PRO SHOP

The Detroit Lions' official merchandise store, Lions Pro Shop, is located inside Ford Field on the Adams St. Concourse. The team store is open for business Monday-Friday from 10:30 a.m.-3 p.m. and during select events.