

# 2017-18 BOSTON BRUINS GUIDE & RECORD BOOK

PATRICE BERGERON 2016-17 SELKE AWARD WINNER  
BRAD MARCHAND 2016-17 1ST TEAM ALL-STAR



**BOSTON'S  
TEAM** *Since  
1924*

# TABLE OF CONTENTS

Table of Contents.....	1
Club Directory.....	2

## OWNERSHIP & EXECUTIVE

Jeremy M. Jacobs.....	4
Charlie Jacobs.....	5
Cam Neely.....	6
Harry Sinden.....	7

## HOCKEY OPERATIONS

Don Sweeney.....	10
Scott Bradley.....	11
John Ferguson.....	11
Evan Gold.....	12
Jamie Langenbrunner.....	12
Mike Dunham.....	12
Ryan Nadeau.....	13
Scouting Staff.....	13-14
Support Staff.....	14
Bruce Cassidy.....	15
Joe Sacco.....	16
Jay Pandolfo.....	16
Kevin Dean.....	16
Bob Essensa.....	17
Paul Whissel.....	17
Training Staff.....	18-19
Equipment Staff.....	19

## THE PLAYERS

2017-18 Roster.....	22
Acciari, Noel.....	23
Agostino, Kenny.....	24
Backes, David.....	25-26
Beleskey, Matt.....	27-28
Bergeron, Patrice.....	29-31
Bjork, Anders.....	32
Blidh, Anton.....	33
Carlo, Brandon.....	34
Cave, Colby.....	35
Cehlarik, Peter.....	36
Chara, Zdeno.....	37-39
Cross, Tommy.....	40
Czarnik, Austin.....	41
DeBrusk, Jake.....	42
Fitzgerald, Ryan.....	43
Forsbacka Karlsson, Jakob.....	44
Gabrielle, Jesse.....	45
Grzelcyk, Matt.....	46
Heinen, Danton.....	47
Hickman, Justin.....	48
Johansson, Emil.....	49
Khudobin, Anton.....	50-51
Koppanen, Joona.....	52
Krejci, David.....	53-54
Krug, Torey.....	55-56
Kuraly, Sean.....	57
Lauzon, Jeremy.....	58
Marchand, Brad.....	59-61
McAvoy, Charlie.....	62
McIntyre, Zane.....	63
McQuaid, Adam.....	64-65
Miller, Kevan.....	66-67
Nash, Riley.....	68-69

O'Gara, Rob.....	70
Pastrnak, David.....	71-72
Postma, Paul.....	73-74
Rask, Tuukka.....	75-76
Schaller, Tim.....	77
Senyshyn, Zach.....	78
Spooner, Ryan.....	79-80
Subban, Malcolm.....	81
Szwarz, Jordan.....	82
Vatrano, Frank.....	83-84
Vladar, Dan.....	85
Zboril, Jakub.....	86
In The System.....	87-90
Providence Bruins Coaching Staff.....	91
Minor League Affiliates.....	92-93

## 2016-17 SEASON IN REVIEW

Regular Season Scoring.....	96
Playoff Scoring.....	97
Game-by-Game Results.....	98-99
Season Notables.....	100
Season Series vs. NHL Teams.....	101-129
Round One Series vs. Ottawa.....	130
Final NHL Standings.....	131
Stanley Cup Trail.....	132
NHL Trophy Winners.....	133

## REGULAR SEASON RECORDS

Year-by-Year, Overall.....	136-137
Year-by-Year, Home & Road.....	137-138
Year-by-Year Leading Scorers.....	139-140
50-Goal, 100-Point Scorers.....	140
Longest Goal & Point Streaks.....	140
Bests & Worst.....	141-144
Penalty Shots For.....	145
Penalty Shots Against.....	146
Shootout Records.....	147-149
Team Records.....	150
Individual Records.....	150-151
All-Time Game-by-Game Results, Notables & Scoring.....	152-203
The Last Time.....	204

## PLAYOFF RECORDS

Year-by-Year Records.....	206
Playoff Series Summaries.....	207
All-Time vs. NHL Teams.....	208
Team Records.....	209-210
Individual Records.....	210-211
Top Ten Category Leaders.....	211
Comebacks & Blown Leads.....	212
Penalty Shots For & Against.....	212
Stanley Cup Championship Teams.....	212
Overtime Records & Victories.....	213-214
Overtime Defeat.....	214-215
Longest/Shortest Overtimes.....	215
Hat Tricks For & Against.....	216
Shutouts For.....	217
Shutouts Against.....	218
All-Time Game-by-Game Results, Notables & Scoring.....	219-232
The Last Time.....	232

## HISTORY

Presidents, General Managers, Coaches & Captains.....	234
All-Time Top 20 Scorers.....	235
Lifetime Leaders.....	235
Lifetime Leaders by Position.....	236
Lifetime Leaders by Country of Birth.....	237
Bruins Father & Son Combinations.....	237
Bruins Brother Combinations.....	237
Bruins All-Stars.....	238
Bruins in the Hall of Fame.....	239
Bruins Honored Numbers.....	240-241
Bruins NHL Trophy Winners.....	242
Bruins Team Trophy Winners.....	243-244
John Carlton Memorial Trophies.....	244
All-Time Roster & Statistics.....	245-265
All-Time Goaltenders & Statistics.....	266
All-Time Coaching Records.....	267-268
All-Time Sweater Numbers.....	269-270
All-Time Trade Register.....	271-277
All-Time Draft Selections.....	278-280

## VS. THE NHL

NHL Club Directories & Bruins Lifetime vs. NHL Teams.....	282-311
Year-by-Year Season Series by Team.....	312-327

## OFF THE ICE

Business Operations Executives.....	330
Communications Staff.....	331
Media Information.....	331-333
On the Air with the Bruins.....	334
TD Garden.....	335



## BOSTON BRUINS 2017-2018 Official Guide & Record Book

### Editor

Heidi Holland

### Photographers

Steve Babineau, Brian Babineau,  
Getty Images

### Graphic Design

Jason Petrie



# CLUB DIRECTORY



## OWNERSHIP

Owner & Governor, Boston Bruins;  
Chairman, NHL Board of Governors ..... Jeremy M. Jacobs  
Chief Executive Officer,  
Delaware North Boston Holdings.....Charlie Jacobs  
Alternate Governors .....Charlie Jacobs,  
Jeremy Jacobs, Jr., Louis Jacobs,  
Harry Sinden, Cam Neely, Don Sweeney  
Senior Advisor to the Owner.....Harry Sinden

## EXECUTIVE

President..... Cam Neely  
Chief Revenue Officer .....Glen Thornborough  
Vice President, Finance.....Jim Bednarek  
Vice President, Strategy.....Joshua Brickman  
Vice President, Communications & Marketing.....Matthew Chmura  
Vice President, Human Resources.....Shauna K. Gilhooly  
Vice President, Corporate Partnerships.....Chris Johnson  
Vice President, Premium Sales & Service.....Leah Leahy  
Director of Administration ..... Dale Hamilton-Powers  
Executive Assistants..... Rita Brandano, Maria Poirier  
Administrative Assistant ..... Karen Ondo

## HOCKEY OPERATIONS

General Manager.....Don Sweeney  
Assistant General Manager.....Scott Bradley  
Executive Director of Player Personnel.....John Ferguson  
Director of Legal Affairs.....Evan Gold  
Player Development Coordinator.....Jamie Langenbrunner  
Goaltender Development Coach.....Mike Dunham  
Associate Director of Amateur Scouting.....Ryan Nadeau  
Scouting Staff.....P. J. Axelsson, Alain Bissonnette, Dennis Bonvie  
Adam Creighton, Scott Fitzgerald, Ryan Hardy, Brett Harkins,  
Doug Leaverton, Matt Lindblad, Dean Malkoc, Mike McGraw,  
Tom McVie, Victor Nybladh, Erkki Rajamaki, Blair Reid,  
Matt Ryan, Svenake Svensson, Bob Wetick  
Director of Hockey Analytics.....Jeremy Rogalski  
Hockey Operations Assistant .....Colin Mayberry  
Team Travel and Services Coordinator .....Whitney Delorey

## COACHING

Head Coach.....Bruce Cassidy  
Assistant Coaches.....Joe Sacco, Jay Pandolfo, Kevin Dean  
Goaltending Coach .....Bob Essensa  
Video Coordinator.....J. P. Buckley  
Skating Consultant.....Kim Brandvold

## MEDICAL, TRAINING and EQUIPMENT

Director of Sports Performance & Rehab.....Paul Whissel  
Head Athletic Trainer.....Don DelNegro  
Assistant Athletic Trainer and Physical Therapist.....Joe Robinson  
Head Physical Therapist.....Sean Jordan  
Sports Performance Coaches .....Kenneth Pitts, Mike Macchioni  
Head Equipment Manager.....Keith Robinson  
Assistant Equipment Managers.....Jim "Beets" Johnson, Matt Falconer  
Head Team Physician/Orthopedist.....Dr. Peter Asnis  
Team Internist.....Dr. David Finn  
Team Dentist .....Dr. Edwin Riley  
Sports Nutritionist.....Julie Nicoletti

## COMMUNICATIONS

Director of Communications & Content .....Brandon McNelis  
Director of Publications & Information .....Heidi Holland  
Communications Manager.....Tom Brewster  
Communications Specialist.....Sarah McMahon  
Digital Content Specialist.....TBA  
Content Specialist .....Travis Basciotta  
Content Administrator.....Eric Russo  
Web Video Producer.....Mike Penhollow  
Communications Graduate Assistant .....Michael Tolvo

## MARKETING and COMMUNITY RELATIONS

Director of Marketing .....Chris DiPierro  
Director of Digital and Creative .....Jenna Camann  
Digital Website Producers.....Jeffrey Wroblewski, Tom Corcoran  
Creative Marketing & Game Presentation Manager .....Renee Riva  
Marketing Activation Manager .....Lindsay Sparling  
Strategic Marketing Manager.....Yelena Cashion  
Digital Platform Manager.....Jon Spiris  
Digital Marketing Specialist.....Kaitlyn O'Driscoll  
Digital Engagement Specialist.....Kelsey Ohman  
Marketing Coordinator.....Talene Pomfret  
Marketing Activation Coordinator .....Sam Nunes  
Graphic Designer.....Jason Petrie  
Associate Graphic Designer .....Carley Johnson

## COMMUNITY RELATIONS and ALUMNI OFFICE

Director of Community Relations .....Kerry Collins  
Youth Hockey Development Manager.....Mike Dargin  
Community Relations Coordinator.....Brooke Pinkham  
Youth Hockey Development Coordinator.....Julia Wardwell  
Ambassador.....John Bucyk  
Boston Bruins Alumni Coordinator.....Karen Wonoski

## BOSTON BRUINS FOUNDATION

Executive Director, Boston Bruins Foundation .....Bob Sweeney  
Director of Health, Fitness and Wellness.....John Whitesides  
Boston Bruins Foundation Manager .....Zack Fitzgerald  
Boston Bruins Foundation Coordinator.....Leandra Murphy

## SALES, FAN RELATIONS and RETAIL

Director of Ticket Sales .....Mark Rodrigues  
Ticket Sales Manager.....Kevin Stone  
Retail Manager.....Mark Maimone  
Retail Buyer.....Lauma Cerlins  
Retail Warehouse Manager.....Jenny Bartlett  
Fan Relations Manager.....Keith Ricci  
Season Sales Account Executives.....Matt Gulley, Kate Sullivan, Tina Zettel  
Group Sales Account Executives .....Alexandra Bottone,  
Rachel Hansen, Jonathan Leite  
Fan Relations Representatives .....Patricia Bradle, Matt Dario,  
Mike Davis, Bryan O'Leary, Billy Ricci, Richard Yutkins

## BUSINESS, FINANCE, LEGAL, HUMAN RESOURCES and BOX OFFICE

Controller.....Rick McGlinchey  
Staff Accountant.....Linda Bartlett  
Accounting Manager.....Sean Sullivan  
Accounting Coordinator.....Rick McGlinchey, Jr.  
Payroll & Benefits Manager .....Botin Bou-James  
Assistant General Counsel.....Matt Reece  
Corporate Paralegal .....Kristin DiRocco  
Director of Human Resources .....Amela Hadziahmetovic  
Manager of Human Resources.....Sarah Dahlstedt  
Human Resources Generalist.....Ashley Leisck  
Business Analyst.....Casey Burnham  
Consumer Business Intelligence Analyst.....Harrison Kim  
Campaign Manager.....Jennifer Videtta  
Campaign Specialist.....Isaac Marks  
Box Office Manager .....Courtney McNeice  
Ticket Office Receptionist.....Jo-Ann Connolly-White

## MISCELLANEOUS

Arena.....TD Garden (capacity 17,565)  
Colors.....Black and Gold  
TV Rightsholder.....New England Sports Network (NESN)  
Jack Edwards (play-by-play) and Andy Brickley (analyst);  
Dale Arnold (studio host); Brian Zechello (producer)  
Radio Rightsholder .....98.5 The Sports Hub (CBS Radio Boston, 98.5 FM)  
TBA (play-by-play) and Bob Beers (analyst)

# OWNERSHIP & EXECUTIVE

PATRICE BERGERON 2016-17 SELKE AWARD WINNER  
BRAD MARCHAND 2016-17 1ST TEAM ALL-STAR




**BOSTON'S  
TEAM** *Since  
1924*



# JEREMY M. JACOBS

OWNER, BOSTON BRUINS | CHAIRMAN, NHL BOARD OF GOVERNORS



**J**eremy M. Jacobs is the owner of the Boston Bruins and Chairman of Delaware North, one of the world's leading hospitality and food service companies.

Mr. Jacobs is in his 43rd year of ownership of the Boston Bruins and is one of the most respected sports business leaders in the world. The team was honored by the Sports Business Journal in 2012 with their prestigious Sports Team of the Year award.

What he termed his "greatest accomplishment" came when he went on the ice in Vancouver on June 15, 2011 to join in the celebrations as his Bruins won the Stanley Cup and fulfilled his dream of bringing an NHL championship to the city of Boston.

Mr. Jacobs has held numerous leadership roles in the NHL and in 2007 his peers unanimously elected him to be Chairman of the NHL Board of Governors, a role that he holds today.

For his contributions to hockey, he will receive the sport's ultimate honor in November, 2017, as it was announced on June 26th that he will be inducted into the Hockey Hall of Fame as the sixth member of the Bruins to enter in the Builder's category.

That is just the latest in a list of honors that show the esteem in which he is held in the wider world of sports. Mr. Jacobs was inducted into the Greater Buffalo Sports Hall of Fame in 2006, awarded the Hockey Legacy Award from the Sports Museum in Boston in 2012, inducted into the Arkansas Sports Hall of Fame in 2013, awarded the prestigious Lester Patrick Trophy from USA Hockey in 2015, named to the Sports Business Journal Champions: Pioneers in Sports Innovation & Business class of 2016, and was inducted into the 2016 class of the Massachusetts Hockey Hall of Fame.

He has been at the helm of Delaware North for more than forty years, leading it to its ranking as one of the largest and most admired privately held companies in North America with \$3 billion in revenue and 60,000 associates serving half a billion customers on four continents.




Delaware North's operating subsidiaries include industry leaders in food and retail operations at airports and sports venues, ownership of the TD Garden, operations of parks and major tourist attractions, hotel ownership and management, gaming operations, and premium dining and catering services at some of the world's most iconic tourist destinations.

In 2015, Delaware North commissioned "The Future of Sports", an interactive publication comprised of input from leading futurists, tech professionals and sports industry experts to project the next twenty-five years of the sports industry. The provocative report has gained widespread media attention, and has been studied by other professional and amateur sports teams.

Mr. Jacobs is extensively involved in numerous charitable efforts. In 2003 the Jacobs family founded the Boston Bruins Foundation, a non-profit organization that assists charitable organizations that demonstrate a commitment to enhancing the quality of life for children throughout New England. Since its inception, the Foundation has raised over \$28 million dollars.

Mr. Jacobs is a passionate philanthropist of public higher education and has served in numerous volunteer positions with the State University of New York at Buffalo. His family has made \$50 million in donations to the institution and, in recognition of their continued support, the university named their medical school the Jacobs School of Medicine & Biomedical Sciences.

An alumnus of the University of Buffalo's School of Management and the Harvard School of Business Advanced Management Program, he holds honorary doctorates from the University at Buffalo, Canisius College, Johnson and Wales University and Niagara University.



# CHARLIE JACOBS

## CHIEF EXECUTIVE OFFICER AND ALTERNATE GOVERNOR



**C**harlie Jacobs is in his 16th season in Boston and his fourth as Chief Executive Officer of Delaware North's Boston holdings, a position to which he was named on January 6, 2015. Jacobs also serves the Bruins as Alternate Governor on the NHL's Board of Governors, a position he has held since 2000.

A member of the senior leadership team for all of Delaware North Companies' global operations, he guides the strategic efforts for the family and company holdings in Boston, which includes the

Boston Bruins, TD Garden, various strategic real estate interests and the company's ownership share in New England Sports Network.

A major project currently underway for Delaware North Boston is the Hub on Causeway, a mixed-use development that will sit directly on the site of the former Boston Garden. The project commenced in January of 2016 and will be carried out in three separate phases. The first phase will be complete in late 2018 and will include a Star Market grocery store, a 15-screen Arc Light Cinema, a Live Nation entertainment space, creative office space a restaurant/bar concept, and a new grand entrance to North Station/TD Garden.

Jacobs and Delaware North have recently been focused on expanding the company's commitments in and around the city of Boston. Last winter, in conjunction with Boston Mayor Marty Walsh and the city, Delaware North operated the first-ever Boston Winter at City Hall Plaza. The village was highlighted by a custom skating path and a European-inspired holiday shopping market. During the other three seasons of the year, Delaware North will be adding new programming elements to complement existing activities on the plaza, with the goal of making the space a year-round destination for residents and visitors.

It was under Jacobs' leadership that the team's current management group has been assembled and it was a tribute to his stewardship when the Bruins were named as the *Sports Business Journal's* 2012 Sports Team of the Year based on the criteria of "excellence, growth, creativity, innovation, sound planning, implementation and outcomes".

Jacobs serves as the Founder and Chairman of the Boston Bruins Founda-

tion, whose mission is to assist charitable organizations that demonstrate a strong commitment to enhancing the quality of life for children and their families throughout New England. Since its inception in 2003, the Boston Bruins Foundation has contributed over \$28 million to New England charitable organizations, including over \$2.2 million in the last year alone.

Foundation highlights from the past year included a \$130,000 donation to the 100 Club of Massachusetts, a \$40,000 donation to Project Green Schools, a \$42,000 donation to Operation Hat Trick, and most notably, a \$350,000 donation to Boston Children's Hospital as a result of the 2017 Corey C. Griffin NHL Alumni Pro Am.

An avid sports fan, Jacobs is an accomplished equestrian and has served on the United States Equestrian Team. The graduate of Boston College also enjoys show-jumping and playing hockey in his spare time.

Jacobs and his wife Kim have three children.







**C**am Neely is in his eighth season as President of the Bruins, as on June 16, 2010 he became just the eighth man to hold that position in the history of the franchise.

He oversees all of the club's hockey and business operations and his goal from the start has been that the Bruins be at the forefront of setting industry standards in all areas of operation.

A prime example of that mandate came with the club's July, 2014 announcement of a letter of intent for a long-term lease in a new hockey rink in

the Boston Landing development in Boston's Allston-Brighton neighborhood. The Bruins opened their 2016 training camp in the Warrior Ice Arena, a state-of-the-art facility which includes approximately 25,000 square feet of dedicated locker room, training and office space and is now their primary year-round practice and training arena.

Neely assumed his current position in his fourth season in the team's front office, as he returned to the organization in September, 2007 as a Vice President. He also serves as an Alternate Governor of the club. It was under his leadership that the Bruins were honored as the *Sports Business Journal's* 2012 Sports Team of the Year based on the criteria of "excellence, growth, creativity, innovation, sound planning, implementation and outcomes".

No player ever wore a Bruins sweater with more pride than Neely and no one was prouder than he while watching the 2010-11 Bruins squad develop the belief in themselves and each other en route to the Stanley Cup championship. The competitive instinct that fueled him as a player has not left him as an executive and his goal for the organization remains to return the Cup to Boston.

A 1983 first round draft pick of the Vancouver Canucks, Neely came to Boston on his 21st birthday in a June, 1986 trade. His potent blend of offensive talent and a punishing physical presence quickly endeared him to

Bruins fans and he became one of the most revered players in team history. He earned four NHL Second-Team All-Star berths in Boston, led the team in goals for seven seasons and in points twice and he still ranks fifth overall on the club's all-time goal list and tenth overall on the team's all-time scoring list. He is the club's all-time leader in playoff goals and ranks seventh overall in team history with 87 career playoff points.

He became just the fifth Bruin in team history to record a 50-goal season when he set a club record for goals by a right wing with 55 in 1989-90 and he was just the second player in team history to record consecutive 50-goal campaigns when he followed that with 51 tallies in 1990-91. His 50 goals in only 44 games in 1993-94 tied as the second-fastest such feat in NHL history and was all the more remarkable because he had missed most of the previous season with thigh and knee injuries. The 1993-94 winner of the Bill Masterton Trophy was forced into retirement by those injuries in September, 1996.

The Bruins retired his number 8 on January 12, 2004 ceremonies and he was elected into the Hockey Hall of Fame in 2005. He was honored with the league's Lester Patrick Award in 2010 for his "outstanding service to hockey in the United States". He currently serves on the Board of Directors of the Hockey Hall of Fame.

His impact on the city of Boston was not confined to the ice, as he has long been actively involved in many charitable efforts. Along with his brother and sisters, he established the Cam Neely Foundation for Cancer Care in 1995 in memory of his parents, Mike and Marlene. In addition to the Neely House, which provides housing and support for families of patients undergoing cancer treatments, the Foundation supports the Neely Cancer Fund, whose initiatives include the Neely Center for Clinical Cancer Research, the Neely Cell Therapy and Collection Center and the Neely Pediatric Bone Marrow Transplant Unit in its mission to fund treatment and research efforts.

Neely and his wife Paulina have two children.



# HARRY SINDEN

SENIOR ADVISOR TO THE OWNER AND ALTERNATE GOVERNOR



**H**arry Sinden has been an integral part of the Bruins organization for over 50 years. He moved into his current role as Senior Advisor to club owner Jeremy Jacobs on August 9, 2006 after 17 seasons as the team President and he is also an Alternate Governor for the team on the NHL's Board of Governors.

Sinden began in the organization in the early 1960s as a player-coach at the minor league level before progressing as a head coach in Boston, as the team's General Manager for 28 seasons and then as President. As a coach and General Manager, he has been part of a Bruins Stanley Cup championship, six Conference titles and ten Division championships and his Boston teams combined for 29 winning seasons. With a 7-4 Boston win at St. Louis on October 17, 1995, he became the first general manager in the history of the NHL to record 1,000 victories and his all-time record as a GM stands at 1170-763-301 for a .591 winning percentage.

Sinden has been a key member of many league committees which bring policy and rule recommendations to the NHL's Board of Governors. The esteem in which he is held in the hockey world was evidenced by his 1983 induction into the Hockey Hall of Fame, as he became the 23rd Bruin enshrined and only the fourth to enter in the Builder's category. In 1997, he was selected as one of the 30 inaugural inductees into the International Ice Hockey Federation Hall of Fame. In 1999, he was honored with the league's Lester Patrick Award acknowledging his "outstanding service to hockey in the United States" and he has also served as a member of the Board of Directors for the Hockey Hall of Fame.

Sinden was a top amateur player in Canada. A defenseman, he captained his Whitby Dunlops team to the 1957 Allan Cup as Canada's Senior Ama-

teur Champions. That team then captured the 1958 World Championship title with seven straight wins while outscoring their opponents, 82-6, in the tournament. He also won a silver medal with Team Canada in the 1960 Olympics in Squaw Valley.

He began with the Bruins organization in 1960 as a player-coach in Kingston, Ontario. Following a coaching stint in Minneapolis, he became a player-coach in Oklahoma City and in 1965-66 led that club to the CHL championship with eight consecutive victories. He moved to Boston to assume the Bruins head coaching position in 1966-67 and a year later, he led the team into the playoffs for the first time in eight seasons. His four-year career behind the Boston bench reached the pinnacle in 1969-70 with the club's first Stanley Cup in 29 years.

Following a two-year stint in private business, Sinden returned to hockey in 1972 when he was asked to coach Team Canada in the classic series between NHL players and the Soviet Union. In recording one of Canada's supreme sporting triumphs, the team overcame a 1-3-1 series deficit by taking three straight one-goal victories in Moscow. He returned to Boston at the conclusion of that series, becoming the fifth General Manager in Bruins history on October 5, 1972.

Sinden and his wife Eleanor have four daughters.





WORK  
IS OUR  
PLAYGROUND

Samsonite

WE CARRY THE WORLD

#WORKNOTWORK



# HOCKEY OPERATIONS

PATRICE BERGERON 2016-17 SELKE AWARD WINNER  
BRAD MARCHAND 2016-17 1ST TEAM ALL-STAR



**BOSTON'S  
TEAM** *Since  
1924*



# DON SWEENEY

## GENERAL MANAGER AND ALTERNATE GOVERNOR



**D**on Sweeney is in his third season as the Bruins General Manager, as he was named to that position on May 20, 2015. He oversees all aspects of the team's hockey operations and he also serves the club as an Alternate Governor on the NHL's Board of Governors.

He is the eighth man to hold that position, is the fourth who also played for the team (joining Hap Emms, Milt Schmidt and Mike O'Connell) and is the first former Boston draft pick to rise to that post.

Sweeney's ascension to the head of the club's hockey operations continues his long legacy with the club, as he began as the team's eighth pick, 166th overall, in the 1984 NHL Entry Draft and moved through the organization as a player for 15 seasons and in various front office capacities for nine years prior to assuming his current position.

He began his front office career in June, 2006, when he was named the team's Director of Player Development. He assumed the role of Director of Hockey Operations in July, 2007 and held that position for two years until he was elevated to Assistant General Manager in 2009.

Over his six seasons as the team's Assistant General Manager, Sweeney oversaw the development of the team's drafted prospects at the AHL, junior hockey, college and European levels in addition to having a supervisory role in the day-to-day operations of the hockey department. He also oversaw all hockey operations matters for Boston's AHL affiliate in Providence.

He conceived, organized and ran the team's first off-season Development Camp in July, 2007, bringing the club's top prospects to Boston in advance of the main September training camp. Development camp gives the prospects the opportunity to get to know each other on and off the ice while teaching them the level of dedication and training necessary for them to reach the next stage of their careers. The Bruins' Development Camp is now an annual event, with the 11th such camp taking place in July, 2017.

Drafted by the Bruins as their eighth pick, 166th overall, in the 1984 NHL Entry Draft, Sweeney went on to play four seasons of college hockey at Harvard University. He earned both NCAA East All-American and ECAC First Team All-Star honors with the Crimson and played in the 1986 NCAA Finals before graduating with a degree in Economics.

The defenseman played 16 seasons in the National Hockey League, including 15 in a Bruins uniform. He is one of four players, and just the second defenseman, in team history to play over 1,000 games in a Boston sweater and he still ranks third on the team's all-time games played list. He also ranks in the top ten on the club's all-time list in career assists by a defenseman. He played his final NHL season with the Dallas Stars in 2003-04.

Sweeney and his wife Christine have twin sons, Jarrod and Tyler.



# SCOTT BRADLEY

## ASSISTANT GENERAL MANAGER



**S**cott Bradley is in his 25th season in the Bruins organization and this is his fourth season as Assistant General Manager, as he was named to that position on June 27, 2014.

He serves as an advisor to Don Sweeney on all matters pertaining to player evaluation, trades and free agent signings as well as assisting in the oversight of all individuals in their specific duties for the club. He also does extensive scouting with his current focus on amateur players throughout the world.

His current role is a continuation of his steady advancement in the Bruins organization. He previously spent six seasons as Director of Player Personnel for the team, during which he scouted professional and amateur levels for all Bruins personnel, including club prospects and current roster players.

He originally joined Boston's scouting staff on a full-time basis in 1993, at which time he concentrated on those draft-eligible players in the western region of the United States and Canada. He was promoted to the position of Head Scout in 1996 and for eleven seasons he oversaw the club's

scouting staff in addition to scouting prospects eligible for the annual Entry Draft.

It was under his watch that the club drafted key current players such as Patrice Bergeron and David Krejci, both of whom were second round selections, and Brad Marchand, who was a third-round find. He was named the team's Director of Player Personnel in 2008 and held that position until his current promotion.

The native of British Columbia played part of one season as an American Hockey League goaltender and then coached for five seasons with the Tier II Junior A and Senior AAA League teams in Abbotsford, BC, including an Allan Cup finalist squad in 1989-90.

He served for two seasons as a scout for the WHL's Seattle Thunderbirds prior to joining the Boston organization.

Bradley and his wife Cathy have two children, son Richard and daughter Allison.

# JOHN FERGUSON

## EXECUTIVE DIRECTOR OF PLAYER PERSONNEL



**J**ohn Ferguson is in his fourth season in the Bruins organization, as he joined the hockey operations staff on June 27, 2014. He was also named as General Manager for Boston's AHL affiliate in Providence on Sept. 15, 2016.

As the club's Executive Director of Player Personnel, he scouts at the professional and amateur levels with an eye to adding both prospects and roster players to the team. He also serves as an advisor in evaluating potential trades, signings and other transactions.

The Montreal native brought a wealth of experience to Boston's front office, as he joined the Bruins having run every facet of a hockey operations department. He has previously served for six seasons as the Director of Pro Scouting for the San Jose Sharks (2008-14), four-plus seasons as Vice

President and General Manager of the Toronto Maple Leafs (2003-08), and six seasons as Assistant General Manager and Director of Hockey Operations with the St. Louis Blues (1997-2003). He has also been both an amateur and professional scout for the Ottawa Senators.

Ferguson played college hockey at Providence College and was drafted by Montreal as a 12th round selection in the 1985 NHL Entry Draft. He played four seasons at the AHL level before earning his law degree in 1995 and he was a player agent for one season in 1996-97.

He and his wife Stephanie have four children, sons Johnny and Nicholas and daughters Emily and Grace.



# EVAN GOLD

## DIRECTOR OF LEGAL AFFAIRS



**E**van Gold is in his third season in the Bruins organization. He was named the club's Director of Legal Affairs for Hockey Operations in October, 2015.

In that position, he advises and assists General Manager Don Sweeney with day-to-day hockey operations tasks, including salary cap analysis, contract negotiations, roster planning, player salary arbitration, CBA compliance and pro scouting.

Gold joined the Bruins after spending eight-

plus seasons with the Capitals as a Hockey Operations Assistant. While in the Washington front office, his responsibilities included contract research, salary cap analyses, arbitration research and brief drafting as well as working alongside both the professional and amateur scouting staffs.

He completed his undergraduate work at McGill University before earning his law and MBA degrees at the University of Toronto.

Gold and his wife Amy have one daughter, Isla.

# JAMIE LANGENBRUNNER

## PLAYER DEVELOPMENT COORDINATOR



**J**amie Langenbrunner is in his third season in the Bruins organization, as he joined the team's hockey operations department on Sept. 11, 2015, working on the development of players and prospects throughout the Bruins system.

The Minnesota native came to the Bruins following a 20-year professional playing career in the Dallas Stars, New Jersey Devils and St. Louis Blues organizations. Drafted in the second round (35th overall) by the Stars in the

1993 NHL Entry Draft, he split his first two pro seasons between Dallas and their IHL affiliates before breaking into the NHL to stay in 1996-97.

He had career NHL totals of 243 goals and 420 assists for 663 points with 837 penalty minutes in 1,109 career regular season games. He added 34-53=87 totals in 146 career NHL playoff games and twice won Stanley Cup championships, with Dallas in 1999 and New Jersey in 2003. He officially retired as a player in January, 2014.

Jamie and his wife Elizabeth have three children, daughter Laine and sons Landon and Mason.

# MIKE DUNHAM

## GOALTENDER DEVELOPMENT COACH



**M**ike Dunham is in his first season with the Bruins organization, as he was named to the new position of Goaltender Development Coach on July 31, 2017.

The Johnson City, NY native comes to the Bruins after spending the previous nine seasons with the New York Islanders as their goaltending coach.

Dunham was drafted by the New Jersey Devils in the third round, 53rd overall, of the 1990 NHL Entry Draft. He played three seasons of college hockey at the University of Maine from 1990-93, earning both

Hockey East First Team All-Star and NCAA East First Team All-American honors in 1992-93 as he helped the Black Bears to the NCAA championship.

He played his first three professional seasons with the Devils' American Hockey League affiliate in Albany from 1993-94 through 1995-96 and then played ten NHL seasons with New Jersey, Nashville, New York Rangers, Atlanta and New York Islanders until retiring as a player following the 2006-07 season. He compiled a 141-178-44 record with a 2.74 goals against average and .908 save percentage in 394 career NHL games.

Dunham and his wife Kate have two children, daughters Addison and Kayden.

# RYAN NADEAU

## ASSOCIATE DIRECTOR OF AMATEUR SCOUTING



**Ryan Nadeau** is in his 15th season with the Bruins organization, his first as Associate Director of Amateur Scouting.

The Taunton, MA native enters his new role following 11 seasons in the team's hockey operations department, including the last two as Director of Hockey Operations/Analytics. In that position, he utilized statistical and numerical data and tools to supplement scouting efforts and evaluation while continuing to scout college prospects in the United States and other

duties in support of the Hockey Operations department.

A 1999 graduate of the University of Massachusetts-Amherst with a degree in Sport Management, he joined the Bruins in 2003 in the club's media relations department and moved into hockey operations in 2006 as Manager of Hockey Administration. After four seasons in that capacity, he was promoted to Director of Hockey Administration and added scouting at the collegiate level to his responsibilities.

He and his wife Taryn have three children, daughter Finley and sons Kelton and Trevor.

# HOCKEY OPERATIONS

## SCOUTING STAFF



**P.J. Axelsson** is in his fifth season with the Bruins organization. Based out of Sweden, he scouts amateur prospects in Europe and North America. He played 797 NHL/Bruins games from 1997-2009 with 103-184=287 career totals. He then returned to Sweden, playing his final five seasons with Frolunda from 2009-13.



**Scott Fitzgerald** is in his 12th season in the Bruins organization. Based out of Boston, he scouts collegiate prospects throughout North America with an emphasis on college players. Prior to joining the Bruins organization in 2006, he served as an area scout for the Columbus Blue Jackets.



**Alain Bissonnette** is in his third season with the Bruins organization. Based out of Quebec, he scouts amateur prospects in the Quebec Major Junior Hockey League. He comes to the Bruins following 18 seasons as a head scout in the QMJHL, most recently with Shawinigan, with whom he won a Memorial Cup in 2012.



**Ryan Hardy** is in his second season in the Bruins organization. He scouts amateur prospects throughout the United States and is based in Chicago. He joined the Bruins scouting staff following three years in Player Personnel with the U.S. National Team Development Program and was previously an assistant coach at Sacred Heart University and a scout for the NHL's Central Scouting department.



**Dennis Bonvie** is in his third season in the Bruins organization. He is a professional leagues scout based out of Pennsylvania. He played 963 professional games, mostly at the AHL level, including 92 NHL games with Edmonton, Chicago, Pittsburgh, Boston (1-2=3 totals in 2001-02) and Ottawa.



**Brett Harkins** is in his second season in the Bruins organization. A part-time scout based in Ohio, he scouts prospects currently playing at the college level. He played 15 professional seasons at the NHL (Florida, Boston and Columbus), AHL and IHL levels in addition to Europe, including 45 games over two seasons with the Bruins (4-15=19 totals in 1994-95 and 1996-97).



**Adam Creighton** is in his 17th season in the Bruins organization. He is a professional leagues scout based out of Ontario. He played 708 NHL games over 14 seasons with Buffalo, Chicago, NY Islanders, Tampa Bay and St. Louis.



**Doug Leaverton** is in his first season in the Bruins organization. A full-time scout based in Cedar Rapids, Iowa, he scouts prospects in the United States. He joins Boston after serving the 2016-17 season as Director of Player Personnel for USA Hockey's National Team Development Program. He played college hockey at Colorado College and also served for three seasons as head scout and assistant coach of the USHL's Cedar Rapids club.



# HOCKEY OPERATIONS



## SCOUTING STAFF



**Matt Lindblad** is in his second season in the Bruins organization. He is a professional leagues scout based out of California. Signed as a free agent by Boston in 2013, he played two seasons in the Bruins organization, including four games in Boston, before finishing his playing career with Hartford/AHL in 2015-16.



**Erkki Rajamaki** is in his third season with the Bruins organization. Based out of Finland, he scouts amateur prospects in Europe. He enjoyed a 15-year career played mostly in Finland but including one season with Worcester in the AHL. He was a European scout for Pittsburgh for the two years prior to joining Boston's staff.



**Dean Malkoc** is in his 11th season in the Bruins organization. He scouts amateur prospects in Western Canada. He played four NHL seasons with Vancouver, Boston (73 games from 1996-97 to 1997-98) and NY Islanders.



**Blair Reid** is in his fourth season in the Bruins organization. Based out of Alberta, he scouts amateur prospects in western Canada.



**Mike McGraw** is in his 16th season in the Bruins organization. Based out of Minnesota, he scouts high school and college prospects in the Midwest U.S. as well as the United States Hockey League.



**Matt Ryan** is in his first season in the Bruins organization. Based in Ontario, he serves as a regional amateur scout covering the Ontario Hockey League. He played 11 pro seasons, mostly at the AHL level and in Europe, but including 12 NHL games with the Los Angeles Kings in 2005-06. He retired as a player following the 2014-15 season and has most recently been a scout with the NHL's Central Scouting Bureau.



**Tom McVie** is in his 24th season in the Bruins organization, his 19th in a scouting capacity. Based out of Washington state, he scouts professional leagues on the West coast.



**Svenake Svensson** is in his 27th season in the Bruins organization. Based in Sweden, he scouts throughout Europe.



**Victor Nybladh** is in his second season in the Bruins organization. He is based in Sweden and will scout amateur prospects in Europe. He joined the Bruins scouting staff following four seasons as a European scout with the Buffalo Sabres.



**Bob Wetick** is in his third season in the Bruins organization. Based out of Toronto, Ontario, he serves as a regional amateur scout covering the Ontario Hockey League. He came to the Bruins organization following 17 seasons as Director of Scouting for the OHL's North Bay Battalion.

## SUPPORT STAFF



**J. P. BUCKLEY**  
Video  
Coordinator



**WHITNEY DELOREY**  
Team Travel and  
Services Coordinator



**DALE HAMILTON-POWERS**  
Director of  
Administration



**COLIN MAYBERRY**  
Hockey Operations  
Assistant



**JEREMY ROGALSKI**  
Director of Hockey  
Analytics

# BRUCE CASSIDY

## HEAD COACH



**B**ruce Cassidy is in his first full season behind the Boston bench, having been named the 28th head coach in team history on April 26, 2017. He had served in an interim capacity since February 7, 2017 when Claude Julien was relieved of his coaching duties.

He led the Bruins to an 18-8-1 record over the final 27 games of the 2016-17 regular season, including becoming just the fourth coach in team history to win his first four games behind the bench after a coaching change. The team returned to post-season play, falling to Ottawa in a six-game Round One series, after missing the playoffs in the previous two years.

Cassidy had joined Julien's staff as an assistant coach in Boston on May 24, 2016 following eight seasons in the organization with the Providence Bruins, their top American Hockey League affiliate.

He began in Providence as an assistant coach in 2008 and served in that capacity for three seasons before named as the tenth head coach in that team's history on June 25, 2011. He compiled a 207-128-45 record behind that bench, including the best record in the AHL in 2012-13 at 50-21-5, and his teams made the playoffs in each of his final four seasons.

The native of Ottawa, Ontario was drafted 18th overall by the Chicago Blackhawks in the first round of the 1983 NHL Entry Draft, and played five pro seasons, including 4-13=17 totals in 36 NHL games with the Blackhawks. He then played three seasons in Europe before retiring with the IHL's Indianapolis Ice in 1996 to accept a head-coaching job with Jacksonville of the East Coast Hockey League.

Following two seasons in Jacksonville, Cassidy became head coach of the IHL Indianapolis Ice in 1998-99 and went on to helm the ECHL's Trenton Titans and the Grand Rapids Griffins (IHL/AHL) before being hired as head coach of the Washington Capitals in 2002-03.

The Capitals made the post-season in his first season in Washington and he had an overall record of 47-47-9-7 in 110 games behind their bench.

Cassidy signed with Chicago in June 2004 as an assistant coach, working with the AHL's Norfolk Admirals during the 2004-05 NHL lockout season and then the Blackhawks in 2005-06. He again became a head coach in 2006-07, guiding the OHL's Kingston Frontenacs to a 31-30-7 mark and a trip to the playoffs before joining the Bruins organization as an assistant coach with AHL Providence at the start of the 2008-09 season.

Cassidy and his wife Julie have a daughter, Shannon and son, Cole.



### CAREER COACHING RECORD

CAREER COACHING RECORD					Regular Season						Playoffs			
Season	Team	League	GP	W	L	T	O	PTS	PCT		GP	W	L	PCT
1996-97	Jacksonville Lizard Kings	ECHL	50	15	25	10	0	40	.400		-	-	-	-
1997-98	Jacksonville Lizard Kings	ECHL	70	35	29	0	6	76	.543		-	-	-	-
1998-99	Indianapolis Ice	IHL	82	33	37	0	12	78	.476		7	3	4	.429
1999-2000	Trenton Titans	ECHL	70	37	29	0	4	78	.557		14	8	6	.571
	Grand Rapids Griffins	IHL	82	53	22	0	7	113	.689		10	6	4	.600
2001-02	Grand Rapids Griffins	AHL	80	42	27	11	0	95	.594		5	2	3	.400
2002-03	Washington Capitals	NHL	82	39	29	8	6	92	.561		6	2	4	.333
2003-04	Washington Capitals	NHL	28	8	18	1	1	18	.321		-	-	-	-
2006-07	Kingston Frontenacs	OHL	68	31	30	0	7	69	.507		5	1	4	.200
2007-08	Kingston Frontenacs	OHL	12	2	9	0	1	5	.208		-	-	-	-
2011-12	Providence Bruins	AHL	76	35	34	-	7	77	.507		-	-	-	-
2012-13	Providence Bruins	AHL	76	50	21	-	5	105	.691		12	6	6	.500
2013-14	Providence Bruins	AHL	76	40	25	-	11	91	.599		12	6	6	.500
2014-15	Providence Bruins	AHL	76	41	26	-	9	91	.599		5	2	3	.400
2015-16	Providence Bruins	AHL	76	41	22	-	13	95	.625		3	0	3	.000
2016-17	Boston Bruins	NHL	27	18	8	-	1	37	.685		6	2	4	.333
NHL Totals			137	65	55	9	8	147	.536		12	4	8	.333
Boston Totals			27	18	8	-	1	37	.685		6	2	4	.333



# JOE SACCO

## ASSISTANT COACH



**Joe Sacco** is in his fourth season in the Bruins organization as an Assistant Coach, as he was named to the staff on July 24, 2014.

He came to the Bruins with ten years of coaching experience which followed a 13-year NHL playing career. After serving as an assistant coach at the AHL level in both Lowell (2004-05) and Albany (2006-07), he was named head coach of the AHL Lake Erie Monsters in 2007 and served in that capacity until 2009.

He moved to the NHL ranks on June 4, 2009 when he was named as the Head Coach of the Colorado Avalanche. The 2010 Jack Adams Award finalist served in that

position for four seasons with a record of 130-134-40 behind the Avalanche bench.

He then spent one season as an assistant coach for the Buffalo Sabres in 2013-14.

The native of Medford, MA was a fourth round draft pick of the Toronto Maple Leafs out of Boston University and is a veteran of 738 NHL games with Toronto, Anaheim, NY Islanders, Washington and Philadelphia. He scored 94 goals with 119 assists for 213 points over his 13 NHL seasons.

Sacco and his wife Tammy have three children, sons Joseph and Matthew and daughter Christina.

Colorado Avalanche. The 2010 Jack Adams Award finalist served in that

# JAY PANDOLFO

## ASSISTANT COACH



**Jay Pandolfo** is in his second season as an Assistant coach with the team, having joined the coaching staff on May 24, 2016 following two years in the club's front office working in player development.

The native of Burlington, MA joined the Boston management team following a 15-year playing career, first as a player development coach in the 2014-15 season and in 2015-16 as the team's Director of Player Development, during which time he worked with the team's drafted prospects throughout their system.

Drafted by the New Jersey Devils as their second pick, 32nd overall, in the

1993 NHL Entry Draft, Pandolfo played

899 NHL games with New Jersey, New York Islanders and Boston Bruins and had career NHL totals of 100 goals, 126 assists and 226 points. He won two Stanley Cup championships with the Devils in both 1999-2000 and 2002-03 and formally retired as a player in January, 2014 after playing his last season with Boston in 2012-13.

The left wing played four years of college hockey at Boston University from 1992-1996 with career college totals of 79 goals and 169 points in 136 games. That included a 38-goal, 67-point season in 40 games as captain in 1995-96 when he was a Hobey Baker Award finalist. He won an NCAA championship with the Terriers in 1994-95.

Pandolfo and his wife Julianne have two children, son Sam and daughter Liv.

# KEVIN DEAN

## ASSISTANT COACH



**Kevin Dean** is in his first season as an Assistant coach with the team, having been named to Bruce Cassidy's staff on June 13, 2017.

He comes to Boston following one season as head coach of Boston's top AHL affiliate in Providence after serving as that team's assistant coach for five seasons.

Dean led Providence to a 43-23-6 record in 2016-17 and a post-season berth as the AHL Bruins advanced to the Eastern Conference Finals, their best playoff showing since 2009. Providence had a 207-128-45 record over his previous five seasons as the team's assistant coach.

Providence had a 207-128-45 record over his previous five seasons as the team's assistant coach.

A native of Madison, Wisconsin, Dean came

to the Bruins organization following five seasons coaching in the New Jersey Devils system, including four seasons as an assistant coach with the Lowell Devils of the American Hockey League and one season as head coach of the ECHL Trenton Devils.

Drafted by the Devils in the fifth round of the 1987 NHL Entry Draft, he turned pro in 1991 following a four-year college career at the University of New Hampshire. He played 11 full professional seasons at the ECHL, AHL and NHL levels, including 331 games with Chicago, Dallas, Atlanta and New Jersey with 7-48=55 totals and 138 penalty minutes over his NHL career.

Dean and his wife Jill have four children, daughters Lily and Polly and sons K. C. and Charlie.

# BOB ESSENSA

## GOALTENDING COACH



**B**ob Essensa is in his 15th season with the Bruins organization since he was named as the club's goaltending coach on September 9, 2003.

Essensa works with the organization's goaltenders both in Boston and in Providence.

He played four seasons of college hockey at Michigan State University from 1983-97, earning CCHA First Team All-Star honors in 1984-85 and a Second Team All-Star berth in 1985-86.

He was drafted by Winnipeg as their fifth pick, 71st overall, in the 1983 NHL Entry Draft and played five-plus seasons in the Jets organization, including a career-best 33-win season in 1992-93.

Essensa played for six NHL teams over a 14-year professional career and played his final NHL season with the Buffalo Sabres in 2001-02. His NHL career record was 173-176-47 with a 3.15 goals against average and 18 shutouts in 446 games with Winnipeg, Detroit, Edmonton, Phoenix, Vancouver and Buffalo.

Essensa and his wife Jeanine have three sons, Josh, Ben and Jake.

# PAUL WHISSEL

## DIRECTOR OF SPORTS PERFORMANCE AND REHAB



**P**aul Whissel is in his second full season as the club's Director of Sports Performance and Rehab.

In that position, he oversees the strength training, medical and rehab staffs while working alongside head team physician Dr. Peter Asnis and his medical team.

He joined the Bruins in May, 2016 after working with the NFL's Buffalo Bills, Boston University hockey and the University of Texas basketball teams.

Whissel, who earned his Doctorate degree in Physical Therapy at Daemen College, specializes in the integration of training and rehab. He has advanced training in dry needling, spinal manipulation, and several soft tissue techniques, including Graston Technique and Active Release Technique.

He is also a NSCA Certified Strength and Conditioning Specialist and ACSM Certified Exercise Physiologist.



# HOCKEY OPERATIONS

## TRAINING AND EQUIPMENT STAFFS



**Don DelNegro** is in his 25th season as the team's **Head Athletic Trainer**. Prior to joining the Bruins, he served for five years as the Director of Sports Medicine at Williams College in Williamstown, MA. He has also served as the head athletic trainer for the U.S. Olympic Bobsled and Luge teams at the 1992 Olympic Games in Albertville, France; for Team USA at the 2000, 2005 and 2007 World Hockey Championships and as head trainer for the U.S. men's hockey team at the 2006 Olympic Games in Turin, Italy. He holds a Bachelor of Science degree in Athletic Training from Westfield State University, where he is a 2011 inductee into that school's Hall of Fame, a Master of Science degree in the same field from Indiana State University and he was awarded an Honorary Doctorate of Humane Letters from Westfield State University in Spring, 2013.



**Joe Robinson** is in his first season with the Bruins as **Assistant Athletic Trainer and Physical Therapist**. He comes to the Bruins from Vanderbilt University, having served as the sports physical therapy resident for the 2016-17 season. Prior to joining Vanderbilt's Sport's Medicine Team, he served as an intern with EXOS in Performance Physical Therapy and as an Assistant Athletic Training Intern with the NFL's Kansas City Chiefs for the 2012-13 season. He holds a Bachelor of Science degree in Athletic Training and received his Doctorate of Physical Therapy, both from Grand Valley State University. He has completed advanced training in dry needling and spinal manipulation. He is also a NSCA Certified Strength and Conditioning Specialist.



**Sean Jordan** is in his second season as the team's **Head Physical Therapist**. In that role, he develops rehabilitation programs for the players and assists with biometric collection and analysis. He came to the Bruins from the New England Patriots, having served that team as an Assistant Athletic Trainer and Physical Therapist from 2014-16. He has also worked as a head athletic trainer for Innovation Academy Charter School, University of Massachusetts-Lowell club sports and the Boston Blades professional women's hockey team. He holds a Bachelor of Science degree in Athletic Training from Merrimack College and received his Doctor of Physical Therapy degree from the University of Massachusetts-Lowell in 2014. He has advanced training in manual therapy, including dry needling, spinal manipulation, Graston Technique and Active Release Technique. He is also a NSCA Certified Strength and Conditioning Specialist.



**Julie Nicoletti** is in her third season with the Bruins as a **Sports Nutritionist**. In that role, she provides personalized nutritional education and counseling, helps plan team meals, and advises on nutritional supplementation. A graduate of University of Rhode Island, she is a Certified Sports Nutritionist and Registered Pharmacist.

She is serving as a consultant to the Bruins organization.

# HOCKEY OPERATIONS

## TRAINING AND EQUIPMENT STAFFS



**Kenneth Pitts** is in his second season with the Bruins as a **Sports Performance Coach**. In that role, he is responsible for implementing the team's strength and conditioning program, and assisting in biometric collection and analysis. He came to the Bruins after serving as Director of Football Performance for Bethany College in West Virginia and had previously worked with Ohio State University and the NFL's Buffalo Bills. He holds a Bachelor of Arts degree in Exercise Science from Capital (OH) University and a Master of Science degree in Exercise Science and Health Promotion and Rehabilitation Science from California University of Pennsylvania. He is a Licensed Massage Therapist and NSCA Certified Strength and Conditioning Specialist.



**Mike Macchioni** is in his second season in Boston as a **Sports Performance Coach**. In that role, he is responsible for implementing the team's strength and conditioning program, and assisting in biometric collection and analysis. He has been part of the organization since 2000, serving as the Strength and Conditioning Coach for the AHL's Providence Bruins. Prior to that, he worked as a strength and conditioning coach at Providence College and served as Providence state president of the National Strength and Conditioning Association. He earned a Bachelor's degree in Exercise Science from Merrimack College, where he played hockey and lacrosse. He is also a NSCA Certified Strength and Conditioning Specialist.



**Keith Robinson** is in his 30th season with the Bruins, his seventh as the team's **Head Equipment Manager**. He began with the team in 1988-89 as a locker room assistant for five seasons before spending the next 17 seasons as an assistant equipment manager for the club. A native of Tewksbury, MA, he graduated from Tewksbury High School in 1987.



**Jim "Beets" Johnson** is in his eighth season with the Bruins as an **Assistant Equipment Manager**. He came to the Bruins after working for nine seasons in the same capacity with the New York Rangers. That followed two seasons as the head equipment manager for the West Coast Hockey League's Idaho Steelheads. The Minnesota native played four years of college hockey at St. Scholastica College in Duluth, Minnesota and later served for one season as an assistant coach of that team.



**Matt Falconer** is in his ninth season with the team as an **Assistant Equipment Manager**, but he has been involved with the organization in several capacities since 2003. He began as a locker room assistant while still in high school, helping the equipment staff at home games. He became an intern in the hockey operations department in 2006 while working toward his Sports Management degree at Newbury College and he was hired as a hockey operations assistant in 2007. He earned his degree in May, 2009 and moved into his current position in August, 2009.



# Body checking daily




Lahey Health is proud to be the  
official healthcare partner of the Boston Bruins.

Learn more at [laheyhealth.org](https://laheyhealth.org)

# THE PLAYERS

PATRICE BERGERON 2016-17 SELKE AWARD WINNER  
BRAD MARCHAND 2016-17 1ST TEAM ALL-STAR



**BOSTON'S  
TEAM** *Since  
1924*



# 2017-18 BOSTON BRUINS ROSTER



Forwards	Hgt	Wgt	Date of Birth	Place of Birth	Pronunciation	
ACCIARI, Noel	5-10	208	Dec. 1, 1991	Johnston, RI	NOHL	uh--CHAH-ree
AGOSTINO, Kenny	6-0	205	Apr. 30, 1992	Morristown, NJ	KEHN	ag-uh-STEE-noh
BACKES, David	6-3	221	May 1, 1984	Minneapolis, MN	DAY-vihd	BA-kihs
BELESKEY, Matt	6-0	203	June 7, 1988	Windsor, ONT	MAT	buh-LEH-skee
BERGERON, Patrice	6-1	195	July 24, 1985	Ancienne-Lorette, QBC	pah-TREES	BUHR-zuhr-ahn
BJORK, Anders	6-0	185	Aug. 5, 1996	Madison, WI	AHN-duhrz	bee-YOARK
BLIDH, Anton	6-0	201	Mar. 14, 1995	Molnlycke, SWE	AN-tahn	BLEED
CAVE, Colby	6-1	199	Dec. 26, 1994	Battleford, SASK	KOHL-bee	KAYV
CEHLARIK, Peter	6-3	202	Aug. 2, 1995	Zilina, SLO	PEE-tuhr	suh-LAHR-ihk
CZARNIK, Austin	5-9	167	Dec. 12, 1992	Detroit, MI	AH-stihn	CHAH-rihk
DeBRUSK, Jake	6-0	183	Oct. 17, 1996	Edmonton, ALTA	JAYK	dih-BRUHSK
FITZGERALD, Ryan	5-9	173	Oct. 19, 1994	Boca Raton, FL	RIGH-uhn	fihtz-JAIR-uhld
FORSBACKA KARLSSON, Jakob	6-1	192	Oct. 31, 1996	Stockholm, SWE	JAY-kuhb	fohrz-BA-kuh KAHRL-suhn
GABRIELLE, Jesse	6-0	196	June 17, 1997	Edmonton, ALTA	JIH-see	ga-bree-ELL
HEINEN, Danton	6-1	193	July 5, 1995	Langley, BC	DAN-tuhn	HIGH-nihn
HICKMAN, Justin	6-2	224	Mar. 18, 1994	Kelowna, BC	JUH-stihn	HIHK-mihn
KOPPANEN, Joonas	6-5	195	Feb. 25, 1998	Tampere, FIN	YOO-nuh	KAH-puh-nihn
KREJCI, David	6-0	186	Apr. 28, 1986	Sternberk, CZE REP	DAY-vihd	KRAY-chee
KURALY, Sean	6-2	212	Jan. 20, 1993	Lewiston, NY	SHAHN	kuhr-AH-lee
MARCHAND, Brad	5-9	181	May 11, 1988	Halifax, NS	BRAD	MAHR-shand
NASH, Riley	6-1	200	May 9, 1989	Consort, ALTA	RIGH-lee	NASH
PASTRNAK, David	6-0	181	May 25, 1996	Havirov, CZE REP	DAY-vihd	PAS-tuhr-nak
SCHALLER, Tim	6-2	219	Nov. 16, 1990	Merrimack, NH	TIHM	SHAH-luhr
SENYSHYN, Zach	6-1	199	Mar. 30, 1997	Ottawa, ONT	ZAK	SEH-nih-shihn
SPOONER, Ryan	5-10	184	Jan. 30, 1992	Ottawa, ONT	RIGH-uhn	SPOO-nihr
SZWARZ, Jordan	5-11	201	May 14, 1991	Burlington, ONT	JOHR-dihn	SWOAR-ts
VATRANO, Frank	5-9	201	Mar. 14, 1994	East Longmeadow, MA	FRANK	VUH-trah-noh
Defensemen	Hgt	Wgt	Date of Birth	Place of Birth	Pronunciation	
CARLO, Brandon	6-5	202	Nov. 26, 1996	Colorado Springs, CO	BRAN-dihn	KAHR-loh
CHARA, Zdeno	6-9	250	Mar. 18, 1977	Trencin, SVK	zuh-DAY-noh	CHAH-ruh
CROSS, Tommy	6-3	205	Sept. 12, 1989	Hartford, CT	TAH-mee	KRAHS
GRZELCYK, Matt	5-9	176	Jan. 5, 1994	Charlestown, MA	MAT	GRIHZ-lihk
JOHANSSON, Emil	6-0	189	May 6, 1996	Vaxjo, SWE	AY-mihl	joh-HAN-suhn
KRUG, Torey	5-9	186	Apr. 12, 1991	Livonia, MI	TOHR-ee	KROOG
LAUZON, Jeremy	6-2	196	Apr. 28, 1997	Val d'Or, QBC	JAIR-ih-mee	LOH-zahn
McAVOY, Charlie	6-1	208	Dec. 21, 1997	Long Beach, NY	CHAH-ree	MAK-uh-voy
McQUAID, Adam	6-4	212	Oct. 12, 1986	Charlottetown, PEI	A-duhm	mih-KWAYD
MILLER, Kevan	6-2	210	Nov. 15, 1987	Los Angeles, CA	KEH-vihn	MIH-luhr
O'GARA, Rob	6-4	207	July 6, 1993	Massapequa, NY	RAHB	OH-gair-uh
POSTMA, Paul	6-3	195	Feb. 22, 1989	Red Deer, ALTA	PAHL	POHST-muh
ZBORIL, Jakub	6-1	196	Feb. 21, 1997	Brno, CZE REP	JAY-kuhb	zuh-BOHR-ihl
Goaltenders	Hgt	Wgt	Date of Birth	Place of Birth	Pronunciation	
KHODOBIN, Anton	5-11	195	May 7, 1986	Ust-Kamenogorsk, KAZ	AN-tahn	hoo-DOH-bihn
McINTYRE, Zane	6-2	209	Aug. 20, 1992	Grand Forks, ND	ZAYN	MAK-ihn-tigh-uh
RASK, Tuukka	6-2	185	Mar. 10, 1987	Savonlinna, FIN	TOO-kuh	RASK
SUBBAN, Malcolm	6-2	222	Dec. 21, 1993	Toronto, ONT	MAL-kuhm	SOO-ban
VLADAR, Dan	6-6	192	Aug. 20, 1997	Prague, CZE REP	DAN	VLAY-dahr

# NOEL ACCIARI

Center | 5'10" | 208 lbs. | Shoots Right | Hometown: Johnston, RI



# 55

**Born:**  
**December 1, 1991 in**  
**Johnston, RI**

#### NHL FIRSTS:

**Game**.....Mar. 1, 2016 vs CGY  
**Goal**.....Mar. 28, 2017 vs NSH  
**Assist/Point**.....Mar. 7, 2016 at FLA

#### NHL SINGLE-GAME HIGHS:

**Goals**.....1 (2x; last Apr. 1, 2017 vs FLA)  
**Assists**.....1 (4x; last Mar. 20, 2017 at TOR)  
**Points**....1 (6x; last 1-0=1, Apr. 1, 2017 vs FLA)

#### NHL SINGLE-SEASON HIGHS:

**Games**.....29 (2016-17)  
**Goals**.....2 (2016-17)  
**Assists**.....3 (2016-17)  
**Points**.....5 (2016-17)

#### NHL CAREER-BEST STREAKS:


**Goal**.....1 (2x; last 1-0=1, Apr. 1, 2017)  
**Assist**.....1 (4x; last 0-1=1, Mar. 20, 2017)  
**Point**.....1 (6x; last 1-0=1, Apr. 1, 2017)

**NHL MULTI-GOAL GAMES**.....0

**NHL MULTI-POINT GAMES**.....0

#### CAREER VS. NHL TEAMS

	GP	G	A	PTS	PIM
Anaheim	2	0	0	0	0
Arizona	-	-	-	-	-
Boston	-	-	-	-	-
Buffalo	1	0	0	0	0
Calgary	1	0	0	0	0
Carolina	2	0	0	0	0
Chicago	3	0	0	0	4
Colorado	-	-	-	-	-
Columbus	1	0	0	0	2
Dallas	1	0	0	0	0
Detroit	2	0	0	0	0
Edmonton	-	-	-	-	-
Florida	4	1	1	2	2
Los Angeles	2	0	0	0	0
Minnesota	1	0	0	0	0
Montreal	2	0	1	1	0
Nashville	1	1	0	1	10
New Jersey	3	0	0	0	0
NY Islanders	3	0	0	0	0
NY Rangers	3	0	0	0	0
Ottawa	3	0	0	0	2
Philadelphia	-	-	-	-	-
Pittsburgh	1	0	0	0	0
St. Louis	1	0	0	0	0
San Jose	1	0	0	0	0
Tampa Bay	4	0	0	0	4
Toronto	4	0	1	1	0
Vancouver	-	-	-	-	-
Vegas	-	-	-	-	-
Washington	1	0	0	0	0
Winnipeg	1	0	1	1	0



**CAREER: 2016-17:** Split the season between Boston and Providence/AHL with three stints in Boston ... Had career season-highs in all categories with 2-3=5 totals in 29 Boston games ... Scored his first NHL goal on Mar. 28 vs. Nashville ... Added one goal in four play-off games, playing his first career post-season contest on Apr. 17 vs. Ottawa and scoring his first playoff goal and point in that game ... Missed 15 regular season and two playoff games with injuries and did not dress (coach's decision) for six games ... Had 6-8=14 totals in 30 AHL Bruins games during two stints in

Providence ... **2015-16:** Spent most of the season in Providence/AHL where he had 7-12=19 totals with 19 PIM in 45 AHL Bruins games ... Recalled to Boston on Mar. 1 for the remainder of the season and was returned to Providence on Apr. 11 for their playoff run ... Played his first NHL game on Mar. 1 vs. Calgary and recorded his first NHL point with an assist on Mar. 7 at Florida ... **College:** Played three seasons of college hockey at Providence College which culminated in the school's first-ever National championship in 2014-15 ... Had 32-33=65 totals with 72 penalty minutes in 113 career college games ... Tied for the team lead in goals with 15 and was second overall in the team's scoring race with 32 points in his final season in 2014-15 ... Was named the Hockey East Defensive Player of the Year and to the NCAA All-East Regional Team that season as well ... Was also named the NCAA East Regional's Most Outstanding Player with 3-2=5 totals in tournament play.



**TRANSACTIONS:** Signed by Boston as a free agent, June 8, 2015.

**ETC.:** Full name, Noel A. Acciari ... Single ... Played high school hockey at both Bishop Hendricken in Rhode Island, where he also lettered in baseball, and at Kent School in Connecticut ... Majored in marketing while at Providence College.

**CONTRACT STATUS:** Is in year one of a two-year contract with an NHL cap figure of \$725,000.

#### CAREER STATS

Season	Team	League	Regular Season										Playoffs							
			GP	G	A	PTS	PIM	PP	SH	GW	+/-		GP	G	A	PTS	PIM	PP	SH	GW
2012-13	Providence College	HE	33	6	5	11	26	-	-	-	-		-	-	-	-	-	-	-	-
2013-14	Providence College	HE	39	11	11	22	20	-	-	-	-		-	-	-	-	-	-	-	-
2014-15	Providence College	HE	41	15	17	32	26	-	-	-	-		-	-	-	-	-	-	-	-
2015-16	Boston Bruins	NHL	19	0	1	1	8	0	0	0	-4		-	-	-	-	-	-	-	-
	Providence Bruins	AHL	45	7	12	19	19	-	-	-	-		3	1	2	3	4	-	-	-
2016-17	Boston Bruins	NHL	29	2	3	5	16	0	0	0	+3		4	1	0	1	2	0	0	0
	Providence Bruins	AHL	30	6	8	14	11	-	-	-	-		5	0	4	4	0	-	-	-
<b>NHL &amp; Boston Totals</b>			<b>48</b>	<b>2</b>	<b>4</b>	<b>6</b>	<b>24</b>	<b>0</b>	<b>0</b>	<b>0</b>	<b>-1</b>		<b>4</b>	<b>1</b>	<b>0</b>	<b>1</b>	<b>2</b>	<b>0</b>	<b>0</b>	<b>0</b>



# KENNY AGOSTINO



Left Wing | 6'1" | 203 lbs. | Shoots Left | Hometown: Morristown, NJ

# 18

**Born:**  
**April 30, 1992 in**  
**Morristown, NJ**

#### NHL FIRSTS:

**Game**.....Mar 21, 2014 vs NSH  
**Goal/Point**.....Apr. 4, 2014 at FLA  
**Assist**.....Apr. 9, 2014 vs LA

#### NHL SINGLE-GAME HIGHS:

**Goals**.....1 (2x; last Feb. 6, 2017 at PHI)  
**Assists**.....1 (3x; last Feb. 15, 2017 at DET)  
**Points**.....1 (5x; last 0-1=1, Feb. 15, 2017 at DET)

#### NHL SINGLE-SEASON HIGHS:

**Games**.....8 (2013-14)  
**Goals**.....1 (2013-14, 2016-17)  
**Assists**.....2 (2016-17)  
**Points**.....3 (2016-17)

#### NHL CAREER-BEST STREAKS:

**Goal**.....1 (2x; last 1-0=1, Feb. 6, 2017)  
**Assist**.....1 (3x; last 0-1-1, Feb. 15, 2017)  
**Point**.....2 (1-1=2, Feb. 6-7, 2017)

**NHL MULTI-GOAL GAMES**.....0

**NHL MULTI-POINT GAMES**.....0


**TRANSACTIONS:** Drafted by Pittsburgh as their fourth pick (fifth round), 140th overall, in the 2010 NHL Entry Draft ... Traded to Calgary by Pittsburgh with Ben Hanowski and 2013 first round draft pick (Morgan Klimchuk) for Jarome Iginla, Mar. 28, 2013 ... Signed as by St. Louis as a free agent, July 2, 2016 ... Signed by Boston as a free agent, July 1, 2017.

**ETC.:** Full name, Kenneth Tyler Agostino ... Single ... Majored in political science at Yale University ... Won three state hockey championships at Delbarton School and was a two-time New Jersey state Player of the Year ... Twitter, @kennyagostino.

**CONTRACT STATUS:** Is in year one of a one-year contract with an NHL cap figure of \$875,000.

#### CAREER VS. NHL TEAMS

	GP	G	A	PTS	PIM
Anaheim	-	-	-	-	-
Arizona	1	0	0	0	0
Boston	-	-	-	-	-
Buffalo	1	0	0	0	2
Calgary	-	-	-	-	-
Carolina	-	-	-	-	-
Chicago	-	-	-	-	-
Colorado	-	-	-	-	-
Columbus	-	-	-	-	-
Dallas	-	-	-	-	-
Detroit	1	0	1	1	0
Edmonton	1	0	0	0	0
Florida	1	1	0	1	0
Los Angeles	1	0	1	1	0
Minnesota	-	-	-	-	-
Montreal	1	0	0	0	0
Nashville	1	0	0	0	0
New Jersey	1	0	0	0	0
NY Islanders	-	-	-	-	-
NY Rangers	1	0	0	0	0
Ottawa	1	0	1	1	0
Philadelphia	1	1	0	1	0
Pittsburgh	-	-	-	-	-
St. Louis	1	0	0	0	0
San Jose	1	0	0	0	0
Tampa Bay	-	-	-	-	-
Toronto	1	0	0	0	0
Vancouver	1	0	0	0	0
Vegas	-	-	-	-	-
Washington	-	-	-	-	-
Winnipeg	1	0	0	0	0



**CAREER: 2016-17:** Spent most of the season in Chicago and was named the American Hockey League Most Valuable Player, as he led the AHL in scoring by a 15-point margin with 24-59=83 totals in 65 Wolves games ... Had 22 multiple-point games, including a 4-1=5 effort on Dec. 31 at Iowa, and had an 11-game point streak from Dec. 18-Jan. 8 (6-16=22) ... Also earned a First Team AHL All-Star berth and played in the AHL All-Star Game mid-season ... Recalled once to St. Louis and had career NHL-best 1-2=3 totals in seven Blues games from Feb. 6-18, scoring

the goal on Feb. 6 at Philadelphia ... **2015-16:** Spent most of the season with Stockton/AHL and led his team in scoring for the second straight season with 57 points in 65 games ... Recorded his 100th AHL point in a 2-2=4 effort on Apr. 16 vs. San Jose ... Recalled once to Calgary for a two-game scoreless stint from Mar. 11-14 ... **2014-15:** Spent his first full pro season with Adirondack of the AHL and led the Flames in scoring as a rookie with 43 points in 67 games ... **2013-14:** Turned pro at the conclusion of his college career and played eight games with 1-1=2 totals with Calgary ... Played his first NHL game on Mar. 21 vs. Nashville, scored his first NHL goal on Apr. 4 at Florida and recorded his first NHL assist on Apr. 9 vs. Los Angeles ... **College:** Played four seasons of college hockey at Yale University and finished ninth on the school's all-time scoring list with 132 points (56 goals and 76 assists) in 134 career college games ... Was named to the Second All-ECAC Team in 2012-13 when he tied for the team lead in points and the Third Team in 2013-14 when he tied for the club goal scoring lead ... Was a member of the school's first NCAA championship team in 2012-13.



#### CAREER STATS

Season	Team	League	Regular Season										Playoffs							
			GP	G	A	PTS	PIM	PP	SH	GW	+/-		GP	G	A	PTS	PIM	PP	SH	GW
2010-11	Yale University	ECAC	31	11	14	25	30	-	-	-	-		-	-	-	-	-	-	-	-
2011-12	Yale University	ECAC	33	14	20	34	32	-	-	-	-		-	-	-	-	-	-	-	-
2012-13	Yale University	ECAC	37	17	24	41	32	-	-	-	-		-	-	-	-	-	-	-	-
2013-14	Yale University	ECAC	33	14	18	32	46	-	-	-	-		-	-	-	-	-	-	-	-
	Calgary Flames	NHL	8	1	1	2	0	0	0	0	-2		-	-	-	-	-	-	-	-
2014-15	Adirondack Flames	AHL	67	15	28	43	52	-	-	-	-		-	-	-	-	-	-	-	-
2015-16	Calgary Flames	NHL	2	0	0	0	0	0	0	0	-2		-	-	-	-	-	-	-	-
	Stockton Heat	AHL	65	23	34	57	18	-	-	-	-		-	-	-	-	-	-	-	-
2016-17	St. Louis Blues	NHL	7	1	2	3	2	0	0	0	Evil		-	-	-	-	-	-	-	-
	Chicago Wolves	AHL	65	24	59	83	48	-	-	-	-		10	3	5	8	18	-	-	-
<b>NHL Totals</b>			<b>17</b>	<b>2</b>	<b>3</b>	<b>5</b>	<b>2</b>	<b>0</b>	<b>0</b>	<b>0</b>	<b>-4</b>		-	-	-	-	-	-	-	-

# DAVID BACKES

Center | 6'3" | 226 lbs. | Shoots Right | Hometown: Minneapolis, MN



15 4 6 10  
**42**

**Born:**  
May 1, 1984 in  
Minneapolis, MN

## NHL FIRSTS:

**Game**.....Dec. 19, 2006 at PIT  
**Goal**.....Dec. 21, 2006 vs LA  
**Assist**.....Dec. 19, 2006 at PIT

## NHL SINGLE-GAME HIGHS:

**Goals**.....4 (2x; last Jan. 6, 2015 at ARI)  
**Assists**.....3 (Nov. 30, 2010 at CHI)  
**Points**.....4 (4x; last 4-0=4, Jan. 6, 2015 at ARI)

## NHL SINGLE-SEASON HIGHS:

**Games**.....82 (3x; last 2011-12)  
**Goals**.....31 (2x; last 2010-11)  
**Assists**.....32 (2014-15)  
**Points**.....62 (2010-11)

## NHL CAREER-BEST STREAKS:

**Goal**.....4 (4-0=4, Dec. 13-20, 2008)  
**Assist**...6 (0-7=7, Dec. 31, 2009-Jan. 12, 2010)  
**Point**.....9 (8-8=16, Jan. 6-30, 2015)

**NHL MULTI-GOAL GAMES**.....22  
**NHL MULTI-POINT GAMES**.....109

## CAREER VS. NHL TEAMS

	GP	G	A	PTS	PIM
Anaheim	33	11	12	23	32
Arizona	35	14	20	34	51
Boston	12	2	4	6	15
Buffalo	14	4	6	10	6
Calgary	34	10	10	20	37
Carolina	16	8	2	10	6
Chicago	55	12	16	28	114
Colorado	41	13	18	31	55
Columbus	48	20	22	42	73
Dallas	41	7	19	26	39
Detroit	47	10	17	27	78
Edmonton	35	12	8	20	30
Florida	16	10	4	14	22
Los Angeles	36	5	10	15	36
Minnesota	39	12	11	23	85
Montreal	15	4	6	10	18
Nashville	56	12	22	34	53
New Jersey	13	3	6	9	4
NY Islanders	15	1	2	3	12
NY Rangers	15	3	5	8	12
Ottawa	15	1	5	6	14
Philadelphia	14	3	0	3	12
Pittsburgh	15	1	5	6	28
St. Louis	2	1	0	1	19
San Jose	35	10	8	18	56
Tampa Bay	16	4	8	12	14
Toronto	16	9	7	16	24
Vancouver	35	9	12	21	38
Vegas	-	-	-	-	-
Washington	14	3	3	6	31
Winnipeg	23	9	7	16	24



**CAREER:** Has taken one career penalty shot (one goal) ... Has a 1/7 record in NHL shootouts ... Has played in one NHL All-Star Game (2011) ... **2016-17:** Played his first season in Boston after ten seasons with the Blues ... Had seven multiple-point games, including a 2-1=3 night in his first game as a Bruin on Oct. 13 at Columbus and were the most points by

a player in his Boston debut since 2000 ... Had a three-game point streak from Dec. 1-5 (1-2=3 totals) ... Scored the 20,000th goal in Bruins franchise history on Nov. 22 vs. St. Louis ... Played his 800th NHL game on Apr. 6 vs. Ottawa ... Missed eight games with injuries ... Shared the team lead in post-season points with 1-3=4 playoff totals, including a two-assist night on Apr. 21 in Ottawa ... **2015-16:** Hit the 20+ goal mark for the sixth time in his career with 21 and led the Blues in penalty minutes with 83 ... Had ten multiple-point games with his season-high a 2-1=3 night on Nov. 16 vs. Winnipeg ... Had a six-game point streak from Dec. 8-17 (4-3=7 totals) ... Played his 700th NHL game Jan. 24 vs. Chicago and scored his 200th NHL goal on Feb. 22 vs. San Jose ... Missed the last three regular season games with a lower body injury ... His seven playoff goals and 14 playoff points surpassed his post-season totals from his previous five playoffs combined ... Scored two playoff overtime goals, becoming just the second Blue with two OT goals in the same post-season (Pierre Turgeon, 1999) ... Had a four-game playoff point streak from May 7-15 (2-3=5 totals) ... **2014-15:** Recorded a career season-high with 32 assists ... Had 12 multiple-point games, including his second career four-goal game on Jan. 6 at Arizona, which matched his career-high for points in a game and was his third career hat trick ... Had a career-best nine-game point streak from Jan. 6-30 (8-8=16 totals) ... **2013-14:** Had 15 multiple-point games, including his second career hat trick scored on Mar. 25 in Toronto ... **2012-13:** Led the Blues in assists and finished second overall in the team's scoring race ... Had six multiple-point games, all two-point efforts ... **2011-12:** Played in all 82 games for the third time in his career and led the team in goals with 24 ... Had 12 multiple-point games, including a 2-2=4 night on Jan. 21 vs. Buffalo which matched his previous career-high for points in a game ... **2010-11:** Matched his previous career season-high in goals with 31 and established a career season-high in points with a team-best 62 ... Led all NHL forwards with a +30 and became the only player in Blues history to score 30 goals, 30 assists and a +30 plus/minus rating in the same season ... Had 14 multiple-point games, including 1-3=4 night on Nov. 30 at Chicago which was a career game-high in assists and tied his career-high in points ... Scored on his first career NHL penalty shot vs. San Jose's Antero Nittymaki on Dec. 18 ... **2009-10:** Had ten multiple-point games, all two-point efforts ... Had a career-best six-game assist streak from Dec. 31-Jan. 12 (seven assists) ... **2008-09:** Hit the 30-goal mark for the first time in his career with a career-best 31 ... Had 13 multiple-point games, including his first career hat trick with a four-goal game on Apr. 2 in Detroit which was also a career-high for points in a game ... Had a career-best four-game goal streak from Dec. 13-20 (four goals) ... **2007-08:** Had six multiple-point games, all two-point nights ... Had a five-game assist and point streak from Jan. 11-21 (1-5=6 totals) ... **2006-07:** Began the season in Peoria/AHL with

10-3=13 totals in 31 games before his December recall to St. Louis for the remainder of the season ... Played his first NHL game on Dec. 19 at Pittsburgh with his first NHL point an assist in that game ... Scored his first NHL goal in his second game, on Dec. 21 vs. Los Angeles ... Had four multiple-point games, all two-point nights, including two two-goal efforts ... **2005-06:** Signed with the Blues following his third season of college hockey and played 12 games with their AHL affiliate in Peoria ... Had 5-5=10 totals in those AHL contests ... **College:** Played three seasons of college hockey at Minnesota State University-Mankato with 46 goals and 73 assists for 119 points in 115 career college games ... Finished fourth among all NCAA rookies in 2003-04 and was named to the WCHA All-Rookie Team ... Named a WCHA Second-Team All-Star and NCAA West Second Team All-American in 2005-06 when he also was named to the Academic All-American First Team ... Served as team captain in his final season in 2005-06 ... **International:** Has represented Team USA in three World Championships (1-2=3 totals in seven games in 2007; 0-1=1 totals in six games in 2008; and 1-4=5 totals in nine games while winning a Bronze medal in 2009); two Olympic Games (1-2=3 totals in six games while winning a Silver medal in 2010 and 3-1=4 totals in six games in 2014) and the 2016 World Cup of Hockey (0-0=0 totals in two games).

**TRANSACTIONS:** St. Louis' second pick, 62nd overall, in the 2003 NHL Entry Draft ... Signed by Boston as a free agent, July 1, 2016.

**ETC.:** Full name, David Anthony Backes ... Married, wife's name is Kelly, daughter Stella ... Two of his three career hat tricks have been four-goal games and he and Brett Hull are the only Blues in club history with two four-goal contests ... Has a foundation, Athletes for Animals, and counts two dogs and two cats as family members ... Twitter, @dbackes42.

**CONTRACT STATUS:** Is in year two of a five-year contract with an NHL cap figure of \$6,000,000.





# DAVID BACKES



## CAREER STATS

CAREER STATS			Regular Season										Playoffs							
Season	Team	League	GP	G	A	PTS	PIM	PP	SH	GW	+/-	GP	G	A	PTS	PIM	PP	SH	GW	
2003-04	Minnesota State University-Mankato	WCHA	39	16	21	37	66	-	-	-	-	-	-	-	-	-	-	-	-	
2004-05	Minnesota State University-Mankato	WCHA	38	17	23	40	55	-	-	-	-	-	-	-	-	-	-	-	-	
2005-06	Minnesota State University-Mankato	WCHA	38	13	29	42	91	-	-	-	-	-	-	-	-	-	-	-	-	
2006-07	Peoria Rivermen	AHL	12	5	5	10	10	-	-	-	-	3	1	1	2	8	-	-	-	
	St. Louis Blues	NHL	49	10	13	23	37	2	0	2	+6	-	-	-	-	-	-	-	-	
	Peoria Rivermen	AHL	31	10	3	13	47	-	-	-	-	-	-	-	-	-	-	-	-	
2007-08	St. Louis Blues	NHL	72	13	18	31	99	3	0	2	-11	-	-	-	-	-	-	-	-	
2008-09	St. Louis Blues	NHL	82	31	23	54	165	6	2	1	-3	4	1	2	3	10	0	0	0	
2009-10	St. Louis Blues	NHL	79	17	31	48	106	5	0	3	-4	-	-	-	-	-	-	-	-	
2010-11	St. Louis Blues	NHL	82	31	31	62	93	5	0	2	+32	-	-	-	-	-	-	-	-	
2011-12	St. Louis Blues	NHL	82	24	30	54	101	8	2	4	+15	9	2	2	4	18	0	0	0	
2012-13	St. Louis Blues	NHL	48	6	22	28	62	1	0	1	+5	6	1	2	3	0	0	0	0	
2013-14	St. Louis Blues	NHL	74	27	30	57	119	10	0	5	+14	4	0	1	1	2	0	0	0	
2014-15	St. Louis Blues	NHL	80	26	32	58	104	10	0	3	+3	6	1	1	2	2	0	0	0	
2015-16	St. Louis Blues	NHL	79	21	24	45	83	8	0	3	+4	20	7	7	14	8	3	0	3	
2016-17	Boston Bruins	NHL	74	17	21	38	69	2	0	2	+2	6	1	3	4	2	0	0	0	
NHL Totals			801	223	275	498	1038	60	4	28	+63	55	13	18	31	42	3	0	3	
Boston Totals			74	17	21	38	69	2	0	2	+2	6	1	3	4	2	0	0	0	



# MATT BELESKEY

Left Wing | 6'0" | 204 lbs. | Shoots Left | Hometown: Barrie, ONT



# 39

**Born:**  
June 7, 1988 in  
Windsor, ONT

#### NHL FIRSTS:

**Game**..... Jan. 9, 2009 vs TB  
**Goal**..... Jan. 5, 2010 vs DET  
**Assist/Point**..... Dec. 1, 2009 vs LA

#### NHL SINGLE-GAME HIGHS:

**Goals**..... 2 (4x; last Feb. 26, 2016 at CAR)  
**Assists**..... 2 (3x; last Jan. 26, 2016 vs ANA)  
**Points**..... 2 (21x; last 1-1=2, Nov. 10, 2016 vs CMB)

#### NHL SINGLE-SEASON HIGHS:

**Games**..... 80 (2015-16)  
**Goals**..... 22 (2014-15)  
**Assists**..... 22 (2015-16)  
**Points**..... 37 (2015-16)

#### NHL CAREER-BEST STREAKS:

**Goal**..... 3 (3x; last 3-0=3, Oct. 11-14, 2014)  
**Assist**..... 3 (0-3=3, Dec. 2-6, 2011)  
**Point**..... 5 (2-5=7, Dec. 31, 2013-Jan. 9, 2014)

**NHL MULTI-GOAL GAMES**..... 4  
**NHL MULTI-POINT GAMES**..... 21

#### CAREER VS. NHL TEAMS

	GP	G	A	PTS	PIM
Anaheim	3	0	2	2	0
Arizona	26	4	5	9	13
Boston	5	2	1	3	2
Buffalo	10	3	2	5	12
Calgary	19	5	5	10	19
Carolina	9	3	2	5	6
Chicago	20	0	1	1	15
Colorado	18	1	3	4	10
Columbus	19	5	3	8	18
Dallas	24	4	4	8	12
Detroit	21	3	3	6	15
Edmonton	21	3	5	8	37
Florida	10	0	1	1	2
Los Angeles	31	5	6	11	29
Minnesota	19	2	2	4	19
Montreal	13	2	2	4	4
Nashville	18	4	3	7	18
New Jersey	8	1	2	3	7
NY Islanders	8	2	3	5	6
NY Rangers	8	0	0	0	12
Ottawa	10	2	3	5	12
Philadelphia	10	1	2	3	19
Pittsburgh	9	0	2	2	11
St. Louis	21	7	4	11	23
San Jose	26	7	4	11	43
Tampa Bay	13	1	2	3	6
Toronto	13	1	5	6	6
Vancouver	23	6	2	8	18
Vegas	-	-	-	-	-
Washington	11	0	0	0	11
Winnipeg	12	1	3	4	9



**CAREER:** Has an 0/2 record in NHL shootouts ... **2016-17:** Injuries limited him to 49 games ... Five of his eight points came in a nine-game span from Nov. 7-24 ... Had one multiple-point game, a 1-1=2 effort on Nov. 10 vs. Columbus ... Missed 23 games with a knee injury suffered Dec. 3 at Buffalo and did not dress (coach's decision) for ten games ... **2015-**


**16:** Established career season-highs in assists with 22 and points with 37 while playing a career-best 80 games in his first season with the Bruins ... Ranked eighth overall in the NHL with 270 hits ... Had ten multiple-point games, all two-point efforts ... Had a three-game point streak from Dec. 26-29 (3-1=4 totals) ... Played his 400th NHL game on Mar. 19 at Los Angeles ... Missed two games with an upper body injury ... **2014-15:** Established career season-highs in goals and points with 22-10=32 totals and ranked tied for third overall in the NHL with eight game-winning goals ... Had three multiple-point games, all 1-1=2 efforts, which tied his previous career-high for points in a game ... Had two three-game point streaks, from Oct. 11-14 (3-0=3 totals) and Jan. 21-29 (1-2=3 totals) ... Played his 300th NHL game Dec. 22 vs. San Jose and recorded his 100th NHL point with an assist Jan. 2 vs. St. Louis ... Missed 11 games with an injury ... Added 8-1=9 totals in 16 post-season games and tied for second in the NHL in playoff game-winning goals with three ... Had a career-best six-game playoff point streak from Apr. 30-May 17 (5-1=6 totals) which included a franchise playoff record five-game goal streak from Apr. 30-May 10 (five goals) ... Scored his first career playoff overtime goal on May 25 vs. Chicago ... **2013-14:** Recorded a career season-high in assists with 15 ... Had three multiple-point games, all two point-nights, including his first career multiple-assist game on Jan. 9 at Nashville ... Had a career-best five-game point streak from Dec. 31-Jan. 9 (2-5=7 totals) and had a three-game goal/point streak as well from Apr. 7-12 (3-1=4 totals) ... Missed 19 games with an injury ... Had a three-game stint in Norfolk/AHL from Nov. 13-16, scoring one goal ... Added four points in five playoff games, including his first post-season multiple-point game with a 1-1=2 effort on Apr. 16 vs. Dallas ... **2012-13:** Played 42 games with the Ducks with 8-5=13 totals in the lockout-shortened season ... Ranked second on the team with 56 penalty minutes ... Had two multiple-point games, both 1-1=2 nights ... Had a three-game point streak from Feb. 15-18 (2-2=4 totals) ... Played his 200th NHL game Apr. 3 vs. Dallas ... Missed four games with an injury ... His three playoff points came in the first four games of their CQF series vs. Detroit ... Played the first part of the season during the NHL lockout in England with 12-21=33 totals in 26 games with the Coventry team ... **2011-12:** Played his first full NHL season with 4-11=15 totals in a career-high 70 games ... Had a career-best three-game assist streak from Dec. 2-6 (0-3=3 totals) ... His four goals came in a nine-game span from Jan. 10-Feb. 6 ... Played his 100th NHL game Oct. 21 vs. Dallas ... Missed five games with two injuries, including the first three of the season after off-season shoulder surgery ... **2010-11:** Split the season between Anaheim and their AHL affiliate in Syracuse ... Began the season in Anaheim with two assists in ten games before his AHL assignment ... Recalled on three more occasions to Anaheim, from Dec. 3-7 (0-0=0 totals in three games), Dec. 26-Jan. 25 (3-5=8 totals in 14 games) and

Mar. 26-remainder of season (0-0=0 totals in eight games) ... Had one multiple-point game, a 1-1=2 effort Jan. 77 vs. Columbus ... Played his first NHL playoff game on Apr. 13 vs. Nashville and scored his first NHL playoff goal Apr. 17 in Nashville ... Underwent shoulder surgery in May at the conclusion of the post-season ... Had 11-13=24 totals in 27 AHL games with the Crunch ... **2009-10:** Began the season in Toronto/AHL with 1-1=2 totals in three games before his Oct. 24 recall to Anaheim ... Played three scoreless Ducks games before going to San Antonio for a 12-game November stint where he had 1-4=5 totals in those AHL contests ... Recalled again to Anaheim on Nov. 29 where he remained for the rest of the season ... Had 11-7=18 totals in 60 Ducks games as a rookie ... Tied for tenth among NHL rookies in goals and was tied for third among rookies in points ... Had one multiple-point game, a career-high two-goal night on Apr. 9 in St. Louis ... Had two three-game point streaks, from Jan. 5-9 (3-0=3 totals) and Mar. 19-23 (2-1=3 totals) ... Recorded his first NHL point with an assist Dec. 1 vs. Los Angeles and scored his first NHL goal Jan. 5 vs. Detroit ... **2008-09:** Played most of his first professional season in Iowa/AHL with 11-24=35 totals in 58 games ... Had one recall to Anaheim from Jan. 9-15, playing two scoreless games with the Ducks ... Played his first NHL game on Jan. 9 vs. Tampa Bay ... **Juniors:** Played four seasons of junior hockey with Belleville of the Ontario Hockey League with 99-125=224 totals and 467 penalty minutes in 258 career junior games ... Enjoyed his best junior season in 2007-08 with 41-49=90 totals in 62 games and he added 12-21=33 totals in 21 playoff games that year as the Bulls advanced to the OHL championship series.

**TRANSACTIONS:** Anaheim's fourth pick, 112th overall, in the 2006 NHL Entry Draft ... Signed by Boston as a free agent, July 1, 2015.


**ETC.:** Full name, Matthew Beleskey ... Wife, Victoria; daughter, Ivy ... Twitter, @Matt\_Beleskey.

**CONTRACT STATUS:** Is in year three of a five-year contract with an NHL cap figure of \$3,800,000.





# MATT BELESKEY



## CAREER STATS

Season	Team	League	Regular Season										Playoffs						
			GP	G	A	PTS	PIM	PP	SH	GW	+/-	GP	G	A	PTS	PIM	PP	SH	GW
2004-05	Belleville Bulls	OHL	68	10	13	23	118	-	-	-	-	5	0	0	0	13	-	-	-
2005-06	Belleville Bulls	OHL	61	20	20	40	119	-	-	-	-	6	1	2	3	10	-	-	-
2006-07	Belleville Bulls	OHL	66	27	41	68	124	-	-	-	-	15	4	10	14	18	-	-	-
2007-08	Belleville Bulls	OHL	62	41	49	90	106	-	-	-	-	21	12	21	33	23	-	-	-
2008-09	Anaheim Ducks	NHL	2	0	0	0	0	0	0	0	Evn	-	-	-	-	-	-	-	-
	Iowa Chops	AHL	58	11	24	35	58	-	-	-	-	-	-	-	-	-	-	-	-
	Anaheim Ducks	NHL	60	11	7	18	35	0	0	3	-10	-	-	-	-	-	-	-	-
	Toronto Marlies	AHL	3	1	1	2	2	-	-	-	-	-	-	-	-	-	-	-	-
	San Antonio Rampage	AHL	12	1	4	5	19	-	-	-	-	-	-	-	-	-	-	-	-
2010-11	Anaheim Ducks	NHL	35	3	7	10	36	0	0	0	-10	6	1	0	1	0	0	0	0
	Syracuse Crunch	AHL	27	11	13	24	39	-	-	-	-	-	-	-	-	-	-	-	-
	Anaheim Ducks	NHL	70	4	11	15	72	0	0	0	-2	-	-	-	-	-	-	-	-
2011-12	Anaheim Ducks	NHL	42	8	5	13	56	2	0	1	+2	7	2	1	3	2	1	0	0
	Coventry Blaze	England	26	12	21	33	39	-	-	-	-	-	-	-	-	-	-	-	-
	Anaheim Ducks	NHL	55	9	15	24	64	0	0	2	+8	5	2	2	4	8	1	0	1
2013-14	Norfolk Admirals	AHL	3	1	0	1	0	-	-	-	-	-	-	-	-	-	-	-	-
	Anaheim Ducks	NHL	65	22	10	32	39	4	0	8	+13	16	8	1	9	2	3	0	3
2015-16	Boston Bruins	NHL	80	15	22	37	65	3	0	1	+6	-	-	-	-	-	-	-	-
2016-17	Boston Bruins	NHL	49	3	5	8	47	0	0	0	-10	3	0	0	0	4	0	0	0
NHL Totals			458	75	82	157	414	9	0	15	-3	37	13	4	17	20	5	0	4
Boston Totals			129	18	27	45	112	3	0	1	-4	3	0	0	0	4	0	0	0



# PATRICE BERGERON

Center | 6'2" | 194 lbs. | Shoots Right | Hometown: Quebec City, QBC



# 37

**Born:**  
July 24, 1985 in  
Ancienne-Lorette, QBC

#### NHL FIRSTS:

**Game**.....Oct. 8, 2003 vs NJ  
**Goal**.....Oct. 18, 2003 at LA  
**Assist/Point**.....Oct. 15, 2003 at DAL

#### NHL SINGLE-GAME HIGHS:

**Goals**.....3 (Jan. 11, 2011 vs OTT)  
**Assists**.....5 (Dec. 19, 2005 at OTT)  
**Points**.....5 (0-5=5, Dec. 19, 2005 at OTT)

#### NHL SINGLE-SEASON HIGHS:

**Games**.....81 (3x; last 2014-15)  
**Goals**.....32 (2015-16)  
**Assists**.....48 (2006-07)  
**Points**.....73 (2005-06)

#### NHL CAREER-BEST STREAKS:

**Goal**.....7 (8-0=8, Mar. 18-30, 2014)  
**Assist**.....5 (0-5=5, Oct. 17-30, 2015)  
**Point**.....12 (10-6=16, Mar. 17-Apr. 8, 2014)

**NHL MULTI-GOAL GAMES**.....28  
**NHL MULTI-POINT GAMES**.....153

#### CAREER VS. NHL TEAMS

	GP	G	A	PTS	PIM
Anaheim	15	1	4	5	10
Arizona	16	6	8	14	2
Boston	-	-	-	-	-
Buffalo	63	13	24	37	35
Calgary	15	5	7	12	10
Carolina	39	10	13	23	24
Chicago	16	8	12	20	2
Colorado	15	2	8	10	6
Columbus	18	5	6	11	10
Dallas	16	9	9	18	4
Detroit	23	5	9	14	10
Edmonton	15	3	9	12	10
Florida	49	20	21	41	20
Los Angeles	17	3	9	12	10
Minnesota	13	3	5	8	4
Montreal	64	20	27	47	22
Nashville	14	4	7	11	6
New Jersey	39	12	18	30	6
NY Islanders	39	13	11	24	18
NY Rangers	42	9	11	20	8
Ottawa	64	20	28	48	10
Philadelphia	42	13	18	31	14
Pittsburgh	40	10	23	33	14
St. Louis	13	3	8	11	2
San Jose	15	4	8	12	6
Tampa Bay	47	13	26	39	16
Toronto	60	21	34	55	24
Vancouver	15	3	6	9	2
Vegas	-	-	-	-	-
Washington	41	10	25	35	14
Winnipeg	34	11	18	29	21



**CAREER:** Has won one Stanley Cup championship (2011 with Boston) ... Has played in two NHL All-Star Games (2015, 2016) ... Has a 25/85 record in NHL shootouts (10 deciding goals) **2016-17:** Won his fourth Selke Trophy as the league's top defensive forward, tying Hall-of-Famer Bob Gainey for the most in the history of that award ... Hit the 20-goal mark

for the eighth time in his career ... Led the NHL in faceoff wins and ranked third overall in faceoff percentage at 60.1%, including going 17-0 on Apr. 4 vs. Tampa Bay ... Also ranked third in the league with 302 shots, as he took at least one shot in 78 of his 79 games ... Had 12 multiple-point games with his season-high a 1-3=4 night on Feb. 9 vs. San Jose ... Had a six-game point streak from Jan. 24-Feb. 9 (4-8=12 totals) ... Recorded his 400th NHL assist on the overtime goal on Feb. 19 at San Jose ... Missed three games with a lower body injury ... Tied for the team lead in playoff scoring with 2-2=4 totals, with points in four of the six games vs. Ottawa ... Played his 100th NHL playoff game on Apr. 21 at Ottawa ... **2015-16:** Hit the 20+ goal mark for the seventh time in his career and the 30+ mark for the third time with a career-high 32 goals while leading the team in scoring ... Led the NHL in faceoffs taken and won and was seventh overall with a 57.1% faceoff proficiency ... Tied for fifth overall in the NHL with 12 power play goals and was seventh with 282 shots on goal as he recorded at least one shot in all but two games ... Was a finalist for the Selke Trophy for the fifth straight season ... Had 15 multiple-point games ... Had point streaks of eight games (Nov. 7-23, 3-7=10 totals), seven games (Dec. 5-18, 3-6=9 totals) and six games (Mar. 1-10, 5-3=8 totals) ... 16 of his 32 goals gave the Bruins a lead in a game, including eight first goals of game, and another three tied the score within a game ... Played his 800th NHL game on Feb. 26 at Carolina and recorded his 600th NHL point in a two-assist effort Feb. 20 at Dallas ... Played in the NHL All-Star Game for the second straight year ... **2014-15:** Won his third team scoring title ... Led the NHL in faceoff percentage and wins (1175 wins and 60.2% proficiency), including a 31-7 night vs. Vancouver on Feb. 24 which were the most wins by any NHL player that season and the most by a Bruin since the stat became available through the NHL scoring system in 1998 ... Had seven multiple-point games, including three three-point nights ... Had two five-game point streaks, from Nov. 1-12 (2-5=7 totals) and Mar. 19-28 (2-3=5 totals) ... 13 of his 23 goals gave the Bruins a lead in a game, including seven first goals, while another six tied the score within a contest ... Played his 700th NHL game Jan. 8 vs. New Jersey, recorded his 500th NHL point in a two-assist effort Oct. 25 at Toronto and scored his 200th NHL goal Feb. 22 at Chicago ... Missed one game with an injury ... Played in his first NHL All-Star Game with 1-4=5 totals, the most ever by a Bruin in an All-Star contest ... **2013-14:** His 30 goals were the second-highest season total in his career and tied for the team's goal scoring lead ... Recorded a career season-high 43 penalty minutes and also scored a career season-high seven game-winning goals ... His +38 ranked second in the NHL in plus/minus to teammate David Krejci's +39 ... Ranked third overall in the league with a 58.6% faceoff proficiency but was first among players who took more than 1,000 faceoffs and led the NHL with 1,015 faceoff wins ... Had 15 multiple-point games with his

season-highs two three-point nights ... Had a career-best 12-game point streak from Mar. 17-Apr. 8 with 10-6=16 totals in that span ... That included a seven-game goal streak from Mar. 18-30 (eight goals) which tied for the third-longest such streak in club history and was the longest by a Bruin since Cam Neely scored in eight straight games in 1990-91 ... Also had a six-game point streak from Jan. 14-27 with 4-6=10 totals in that stretch ... Played his 600th NHL/Bruins game on Nov. 19 at New York Rangers ... Recorded his 300th NHL assist on Jan. 20 vs. Los Angeles ... Took his first career regular season fighting penalty on Dec. 21 vs. Buffalo's Tyler Myers (previously had two post-season fighting majors) ... Missed two games to injuries (Apr. 10, Apr. 13) ... Had two multiple-point playoff games ... Had a career playoff-best seven-game point streak from Apr. 20-May 6 (3-6=9 totals) which included a six-game assist streak from Apr. 20-May 3 (six assists) ... It was the longest playoff point streak by a Bruin since Adam Oates (nine games) in 1992 ... **2012-13:** Led the NHL in faceoff percentage at 62.1% and ranked sixth overall in the league with a +24 plus/minus rating ... Had eight multiple-point games with his season-high a 1-3=4 effort on Mar. 27 vs. Montreal ... Had a four-game point streak from Feb. 26-Mar. 3 (2-5=7 totals) ... Was plus or even in 37 of his 42 games ... Scored an overtime goal on Feb. 29 vs. Ottawa ... Missed six games with a concussion (Apr. 4-13) ... Led the post-season in faceoff percentage at 61.5% ... Had four multiple-point playoff games including tying his career-high with a 2-1=3 night on May 13 vs. Toronto which included the game-tying goal at 19:09 of the third period and the game-winning score at 6:05 of overtime






# PATRICE BERGERON



... Had a four-game playoff point streak from June 3-12 (3-2=5 totals) ... Scored two overtime goals, on May 13 in game seven vs. Toronto (5-4 win) and on June 5 in game three in Pittsburgh (2-1 win) ... Played 21 games with Lugano in Switzerland during the lockout with 11-18=29 totals ... **2011-12:** Led the NHL in plus/minus at +36 and finished second in faceoff proficiency at 59.3% ... Reached the 20-goal mark for the fourth time in his career, led the team in assists and finished second overall in the club's scoring race ... Had 15 multiple-point games, including five three-point efforts ... Had a seven-game point streak from Oct. 20-Nov. 7 (3-6=9 totals) ... Played his 500th NHL game Jan. 19 at New Jersey and recorded his 400th NHL point in a three-assist effort Apr. 7 vs. Buffalo ... **2010-11:** Finished tenth overall in the NHL with a 56.6% faceoff proficiency ... Had 14 multiple-point games, including his first career hat trick scored Jan. 11 vs. Ottawa ... Had two five-game point streaks, from Jan. 6-13 (6-4=10 totals) and Feb. 15-26 (2-3=5 totals) ... Played his 400th NHL game Dec. 2 vs. Tampa Bay, scored his 100th NHL goal Oct. 28 vs. Toronto, recorded his 200th NHL assist Jan. 10 at Pittsburgh and registered his 300th NHL point with a goal Dec. 23 vs. Atlanta ... Added 6-14=20 totals in 23 playoff games with a 60.2% faceoff proficiency in the post-season ... Scored the Stanley Cup-winning goal with the first of his two goals in the 4-0 game seven win in Vancouver on June 15 ... Had five multiple-point games, including a career post-season high of three assists Apr. 30 in Philadelphia and two two-goal nights ... Had two four-game playoff point streaks, from Apr. 16-23 (2-4=6 totals) and Apr. 27-May 4 (0-6=6 totals) ... Played his 50th NHL playoff game on June 6 in game three of the Final vs. Vancouver ... **2009-10:** Won his second team scoring title, tied with David Krejci in points but with two more goals ... Finished fifth in the NHL in faceoff percentage at 58.0% ... Had 12 multiple-point games with his season-high a four-assist night Nov. 23 in St. Louis ... Had two three-game point streaks, from Nov. 5-10 (2-2=4 totals) and Mar. 23-27 (1-3=4 totals) ... Had an assist on the overtime goal in the 2010 Winter Classic game vs. Philadelphia at Fenway Park on Jan. 1 ... Figured into three of Boston's four overtime goals (2-1=3 totals) ... Missed eight games to injury ... Finished second in the team's post-season scoring race with 4-7=11 totals in 13 games ... Had three multiple-point games, all two-point efforts ... Had a five-game point streak from Apr. 26-May 7 (2-5=7 totals) ... The Bruins won seven of the eight post-season games in which he scored a point ... **2008-09:** Had six multiple-point games with his season-high a 1-2=3 effort Apr. 9 vs. Montreal ... Had a five-game point streak from Feb. 28-Mar. 8 (1-5=6 totals) ... Recorded his 200th NHL/Bruins point in a two-assist effort Nov. 19 vs. Buffalo ... Played his 300th NHL/Bruins game Apr. 2 vs. Ottawa ... Missed 18 games to injury ... Added five assists in 11 playoff games,

including a two-assist effort May 12 vs. Carolina  
**2007-08:** Had 3-4=7 totals in ten games when suffered a concussion and broken nose after being hit into the boards from behind on Oct. 27 vs. Philadelphia ... Missed the remaining 72 games of the season plus the playoffs with the injury ... Had two multiple-point games, both two-point efforts ... Had a three-game assist/point streak from Oct. 12-18 (1-4=5 totals) ...  
**2006-07:** Established a career season-high in assists (48) ... Had 18 multiple-point games with his season-high a five-assist effort Dec. 19 in Ottawa, which was a career-high for assists and points in a game ... Had a career-best ten-game point streak from Dec. 7-29 (6-11=17 totals) ... Had a nine-game point streak from Nov. 16-Dec. 2 (2-10=12 totals) ... Had a five-game point streak from Nov. 2-11 (3-4=7 totals) ... Factored into four straight game-winning goals from Nov. 11-18, scoring twice (once in overtime), a deciding shootout goal and an overtime assist ... Played his 200th NHL game Jan. 29 vs. NY Rangers ... Recorded his 100th NHL assist Feb. 13 vs. Edmonton ... Missed five games to injury ... **2005-06:** Led the team in goals and points and was second overall in assists ... Set career season-highs in games, goals and points with 31-42=73 totals in 81 games ... Became the youngest player in team history to record a 30-goal season (20 years, 262 days) with his 30th and 31st goals Apr. 13 vs. Montreal (Barry Pederson, 20 years, 335 days in 1981-82) ... Had 22 multiple-point games, including five three-point efforts which matched his previous career game-high and four two-goal games, which matched his previous career game-best ... Had two five-game point streaks, from Dec. 22-30 (1-5=6 totals) and Jan. 24-Feb. 2 (3-6=9 totals) ... Played his 100th NHL game Dec. 7 at Colorado and recorded his 100th NHL point with an assist Mar. 21 vs. Atlanta ... Missed one game with the flu ... **2004-05:** Spent the NHL's lockout season in Providence/AHL, where he finished fourth in the team's scoring race with 21-40=61 totals and 59 PIM in 68 games ... Was the youngest player in the AHL ... Named AHL Player of the Week Nov. 15-21 (3-6=9 totals) ... Had a 2-3=5 effort Nov. 20 vs. Portland ... Added 5-7=12 totals in 16 playoff games as the AHL Bruins advanced to the Eastern Conference Finals ... Played for the Canadian Team in the AHL All-Star Game ... **2003-04:** Was the NHL's youngest player ... Ranked fifth among NHL rookies in both goals and points and ranked fourth in rookie assists ... Had seven multiple-point games with his season-high a 1-2=3 effort Oct. 18 in Los Angeles ... Had a four-game assist/point streak from Oct. 15-21 (1-5=6 totals) ... Played his first NHL game on Oct. 8 vs. New Jersey, recorded his first NHL point with an assist Oct. 15 in Dallas (game-winning goal) and scored his first NHL goal in a 1-2=3 effort Oct. 18 in Los Angeles ... Played in the Young Stars Game during NHL All-Star weekend with one assist ... Was fourth on the team in playoff scoring, including the overtime goal Apr. 9 in game two ... Missed 11 games with a shoulder injury ... **Juniors:** Played just one full year of junior hockey with Acadie-Bathurst ... Had 23-50=73 totals and 62 PIM in 70 games in 2002-03 and added 15 points in 11 playoff games that season ... **International:** Played for Team Canada in the World Championships in both 2004 (1-0=1 totals and 4 PIM in nine games while winning a Gold medal) and 2006 (second in tournament scoring with 6-8=14 totals and two PIM in nine games) ... Also represented Canada at the 2005 World Junior Championships ... Won a Gold medal at the WJC, was named the tournament's Most Valuable Player and to the All-Tournament Team, and led the tourney in scoring with 5-8=13 totals with 6 PIM in six games ... Won Gold medals with Team Canada in both the 2010 Olympic Games in Vancouver (0-1=1 totals with 2 PIM in 7 games) and the 2014 Olympic Games



# PATRICE BERGERON



in Sochi (0-2=2 totals with 4 PIM in 6 games) ... Won a Gold medal with Team Canada at the 2016 World Cup of Hockey, where he was third in tournament scoring (4-3=7 totals in 6 games).

**AWARDS:** Frank J. Selke Trophy (2011-12, 2013-14, 2014-15, 2016-17) ... King Clancy Memorial Trophy (2012-13) ... NHL Foundation Award (2013-14)

**TRANSACTIONS:** Boston's second pick, 45th overall, in the 2003 NHL Entry Draft.

**ETC:** Full name, Patrice Bergeron-Cleary ... Nickname, Bergy ... Wife Stephanie, son Zack, daughter Victoria ... Was just the 25th member of Canada's Triple-Gold Club as a player who has won a Stanley Cup championship, a World Championship gold medal and an Olympic gold medal ... Is the only player in Team Canada history to play in a World Championship before a World Junior Championship ... Is one of five players in NHL history to win the Selke Trophy three or more times ... His 60.1% faceoff proficiency over the past six combined seasons is the league's best in that category and his +124 plus/minus rating over that span is second only to teammate Brad Marchand's +134 ... His three career playoff overtime goals tie him with Mel Hill and Terry O'Reilly for the most in club history ... Enters this season in eighth place on the team's all-time scoring list, ninth overall in assists and tenth in both games played and goals.

**CONTRACT STATUS:** Is in year four of an eight-year contract with an NHL cap figure of \$6,500,000.



## CAREER STATS

Season	Team	League	Regular Season										Playoffs							
			GP	G	A	PTS	PIM	PP	SH	GW	+/-		GP	G	A	PTS	PIM	PP	SH	GW
2001-02	Acadie-Bathurst Titan	QMJHL	4	0	1	1	0	-	-	-	-		-	-	-	-	-	-	-	-
2002-03	Acadie-Bathurst Titan	QMJHL	70	23	50	73	62	-	-	-	-		11	6	9	15	6	-	-	-
2003-04	Boston Bruins	NHL	71	16	23	39	22	7	0	2	+5		7	1	3	4	0	0	0	1
2004-05	Providence Bruins	AHL	68	21	40	61	59	-	-	-	-		16	5	7	12	4	-	-	-
2005-06	Boston Bruins	NHL	81	31	42	73	22	12	1	6	+3		-	-	-	-	-	-	-	-
2006-07	Boston Bruins	NHL	77	22	48	70	26	14	0	6	-28		-	-	-	-	-	-	-	-
2007-08	Boston Bruins	NHL	10	3	4	7	2	2	0	0	+2		-	-	-	-	-	-	-	-
2008-09	Boston Bruins	NHL	64	8	31	39	16	1	1	1	+2		11	0	5	5	11	0	0	0
2009-10	Boston Bruins	NHL	73	19	33	52	28	0	1	4	+6		13	4	7	11	2	0	0	1
2010-11	Boston Bruins	NHL	80	22	35	57	26	3	2	4	+20		23	6	14	20	28	0	2	1
2011-12	Boston Bruins	NHL	81	22	42	64	20	5	2	3	+36		7	0	2	2	8	0	0	0
2012-13	Lugano	Switz.	21	11	18	29	8	-	-	-	-		-	-	-	-	-	-	-	-
	Boston Bruins	NHL	42	10	22	32	18	2	0	3	+24		22	9	6	15	13	4	0	2
2013-14	Boston Bruins	NHL	80	30	32	62	43	7	1	7	+38		12	3	6	9	4	0	0	0
2014-15	Boston Bruins	NHL	81	23	32	55	44	4	1	4	+2		-	-	-	-	-	-	-	-
2015-16	Boston Bruins	NHL	80	32	36	68	49	12	1	6	+12		-	-	-	-	-	-	-	-
2016-17	Boston Bruins	NHL	79	21	32	53	24	8	0	7	+12		6	2	2	4	2	1	0	0
<b>NHL &amp; Boston Totals</b>			<b>899</b>	<b>259</b>	<b>412</b>	<b>671</b>	<b>340</b>	<b>77</b>	<b>10</b>	<b>53</b>	<b>+122</b>		<b>101</b>	<b>25</b>	<b>45</b>	<b>70</b>	<b>68</b>	<b>5</b>	<b>2</b>	<b>5</b>




# ANDERS BJORK



Left Wing | 6'0" | 185 lbs. | Shoots Left | Hometown: Mequon, WI

10

**Born:**  
August 5, 1996 in  
Mequon, WI



**CAREER: College:** Played three seasons of college hockey at the University of Notre Dame with 40 goals and 69 assists for 109 points and just 38 penalty minutes in 115 career college games ... Was a First Team Hockey East All-Star and Second Team East NCAA All-American in 2016-17 when he led the team in scoring for the second straight year with career-high 21-31=52 totals in 39 games and was a finalist for the Hobey Baker Award as the nation's top college hockey player as well ... Was named the Most Outstanding Player of the NCAA Northeast Regional tournament as Notre Dame advanced to the NCAA Frozen Four ... Earned Second Team Hockey East All-Star honors in 2015-16... **Internaitonal:** Played for Team USA in both the 2016 World Junior Championship (3-0=3 totals in seven games while winning a Bronze medal) and the 2017 World Championship (0-0=0 totals in five games).

**TRANSACTIONS:** Boston's fourth pick (fifth round), 146th overall, in the 2014 NHL Entry Draft.

**ETC.:** Full name, Anderson Patrick Bjork ... Single ... Was a marketing major at Notre Dame ... He and his father, Kirt, were the fourth father-son duo to both play hockey at Notre Dame and are the only pair to each record 100 career points for the Irish.

**CONTRACT STATUS:** Is in year one of a three-year entry level contract.



## CAREER STATS

Career Stats			Regular Season										Playoffs							
Season	Team	League	GP	G	A	PTS	PIM	PP	SH	GW	+/-	GP	G	A	PTS	PIM	PP	SH	GW	
2012-13	US National Team Development Program	USHL	38	8	7	15	28	-	-	-	-	-	-	-	-	-	-	-	-	
	US National Team Development Program	U-17	18	4	5	9	20	-	-	-	-	-	-	-	-	-	-	-	-	
2013-14	US National Team Development Program	USHL	26	9	12	21	0	-	-	-	-	-	-	-	-	-	-	-	-	
	US National Team Development Program	U-18	35	12	9	21	10	-	-	-	-	-	-	-	-	-	-	-	-	
2014-15	University of Notre Dame Fighting Irish	HE	41	7	15	22	14	-	-	-	-	-	-	-	-	-	-	-	-	
2015-16	University of Notre Dame Fighting Irish	HE	35	12	23	35	8	-	-	-	-	-	-	-	-	-	-	-	-	
2016-17	University of Notre Dame Fighting Irish	HE	39	21	31	52	16	-	-	-	-	-	-	-	-	-	-	-	-	

# ANTON BLIDH



Left Wing | 6'0" | 201 lbs. | Shoots Left | Hometown: Molnlycke, SWE

81

**Born:**  
**March 14, 1995 in**  
**Molnlycke, SWE**

#### NHL FIRSTS:

**Game**.....Dec. 3, 2016 at BUF  
**Goal**.....Dec. 20, 2016 vs. NYI  
**Assist/Point**.....Dec. 7, 2016 at WSH

#### NHL SINGLE-GAME HIGHS:

**Goals**.....1 (Dec. 20, 2016 at BUF)  
**Assists**.....1 (Dec. 7, 2016 at WSH)  
**Points**.....1 (2x; last 1-0=1, Dec. 20, 2016 vs NYI)

#### NHL SINGLE-SEASON HIGHS:

**Games**.....19 (2016-17)  
**Goals**.....1 (2016-17)  
**Assists**.....1 (2016-17)  
**Points**.....2 (2016-17)

#### NHL CAREER-BEST STREAKS:


**Goal**.....1 (1-0=1, Dec. 20, 2016)  
**Assist**.....1 (0-1-1, Dec. 7, 2016)  
**Point**.....1 (2x; last 1-0=1, Dec. 20, 2016)

**NHL MULTI-GOAL GAMES**.....0

**NHL MULTI-POINT GAMES**.....0

#### CAREER VS. NHL TEAMS

	GP	G	A	PTS	PIM
Anaheim	1	0	0	0	0
Arizona	-	-	-	-	-
Boston	-	-	-	-	-
Buffalo	3	0	0	0	0
Calgary	-	-	-	-	-
Carolina	1	0	0	0	0
Chicago	-	-	-	-	-
Colorado	1	0	0	0	0
Columbus	1	0	0	0	0
Dallas	-	-	-	-	-
Detroit	1	0	0	0	0
Edmonton	1	0	0	0	0
Florida	2	0	0	0	0
Los Angeles	1	0	0	0	0
Minnesota	-	-	-	-	-
Montreal	-	-	-	-	-
Nashville	1	0	0	0	5
New Jersey	1	0	0	0	0
NY Islanders	2	1	0	1	2
NY Rangers	-	-	-	-	-
Ottawa	-	-	-	-	-
Philadelphia	1	0	0	0	0
Pittsburgh	-	-	-	-	-
St. Louis	1	0	0	0	0
San Jose	-	-	-	-	-
Tampa Bay	-	-	-	-	-
Toronto	-	-	-	-	-
Vancouver	-	-	-	-	-
Vegas	-	-	-	-	-
Washington	1	0	1	1	0
Winnipeg	-	-	-	-	-



**CAREER: 2016-17:** Split the season between Boston and Providence/AHL ... Had two stints in Boston, from Dec. 2-10 and again from Dec. 15-Jan. 21 ... Played his first NHL game Dec. 3 at Buffalo, recorded his first NHL point with an assist Dec. 7 at Washington, and scored his first NHL goal on Dec. 20 vs. NY Islanders ... His longest NHL consecutive games played stretch was ten games (Dec. 15-Jan. 5) ... Had his first NHL fight on Jan. 12 vs. Nashville's Derek Grant ... Had 10-6=17 totals in 53 games during three stretches in Providence ... **2015-16:** Played his first pro

season with Boston's AHL affiliate in Providence with ten goals and four assists for 14 points in 65 games ... Played his first pro game on Oct. 9 vs. Wilkes-Barre/Scranton and scored his first pro point with a goal on Oct. 23 vs. Lehigh Valley ... Had one multiple-point game, a two-goal effort on Jan. 8 vs. Bridgeport ... **Europe:** Played four seasons in Sweden, advancing from their Under-18 team to a Junior league for one-plus seasons and on to the Elite League ... Played the 2011-12 season with the Frolunda U-18 club with 32 points in 38 games ... Joined Frolunda's junior team for 2012-13 and the start of 2013-14 with 28-24=52 totals and 100 penalty minutes in 70 combined games ... Also played part of the 2013-14 season with Karlskrona in Sweden's second division (1-1=2 totals in 11 games) before returning to Frolunda's top club where he had five assists in 24 contests ... Played his first full Elite League season in 2014-15, scoring five goals in 48 games.



**TRANSACTIONS:** Boston's fifth pick, 180th overall, in the 2013 NHL Entry Draft.

**ETC.:** Full name, Matz Anton Blidh ... Single ... Twitter, @bliddan.

**CONTRACT STATUS:** Is in year three of a three-year entry level contract.

#### CAREER STATS

Season	Team	League	Regular Season										Playoffs						
			GP	G	A	PTS	PIM	PP	SH	GW	+/-	GP	G	A	PTS	PIM	PP	SH	GW
2011-12	Frolunda U-18	Sweden U-18	38	13	19	32	28	-	-	-	-	4	2	0	2	4	-	-	-
2012-13	Frolunda Junior	Sweden Jr.	43	17	10	27	80	-	-	-	-	6	1	2	3	0	-	-	-
2013-14	Frolunda Junior	Sweden Jr.	27	11	14	25	20	-	-	-	-	-	-	-	-	-	-	-	-
	Karlskrona	Sweden 2	11	1	1	2	6	-	-	-	-	-	-	-	-	-	-	-	-
	Frolunda Indians	Sweden	24	0	5	5	2	-	-	-	-	6	1	2	3	0	-	-	-
2014-15	Frolunda Indians	Sweden	48	5	0	5	26	-	-	-	-	13	1	0	1	4	-	-	-
2015-16	Providence Bruins	AHL	65	10	4	14	48	-	-	-	-	-	-	-	-	-	-	-	-
2016-17	Boston Bruins	NHL	19	1	1	2	7	0	0	0	-2	-	-	-	-	-	-	-	-
	Providence Bruins	AHL	53	10	6	16	41	-	-	-	-	17	1	0	1	6	-	-	-
<b>NHL &amp; Boston Totals</b>			<b>19</b>	<b>1</b>	<b>1</b>	<b>2</b>	<b>7</b>	<b>0</b>	<b>0</b>	<b>0</b>	<b>-2</b>	-	-	-	-	-	-	-	-



# BRANDON CARLO

Defense | 6'5" | 202 lbs. | Shoots Right | Hometown: Colorado Springs, CO



# 25

**Born:**  
November 26, 1996 in  
Colorado Springs, CO

#### NHL FIRSTS:

**Game**.....Oct. 13, 2016 at CMB  
**Goal**.....Oct. 17, 2016 at WPG  
**Assist/Point**.....Oct. 13, 2016 at CMB

#### NHL SINGLE-GAME HIGHS:

**Goals**.....1 (6x; last Mar. 4, 2017 vs NJ)  
**Assists**.....1 (10x; last Apr. 2, 2017 at CHI)  
**Points**.....1 (16x; last 0-1=1, Apr. 2, 2017 at CHI)

#### NHL SINGLE-SEASON HIGHS:

**Games**.....82 (2016-17)  
**Goals**.....6 (2016-17)  
**Assists**.....10 (2016-17)  
**Points**.....16 (2016-17)


#### NHL CAREER-BEST STREAKS:

**Goal**.....1 (6x; last 1-0=1, Mar. 4, 2017)  
**Assist**.....2 (2x; last 0-2=2, Jan. 24-26, 2017)  
**Point**.....2 (3x; last 0-2=2, Jan. 24-26, 2017)

**NHL MULTI-GOAL GAMES**.....0  
**NHL MULTI-POINT GAMES**.....0

#### CAREER VS. NHL TEAMS

	GP	G	A	PTS	PIM
Anaheim	2	1	0	1	2
Arizona	2	0	0	0	5
Boston	-	-	-	-	-
Buffalo	4	0	1	1	6
Calgary	2	0	0	0	0
Carolina	3	0	0	0	2
Chicago	2	0	1	1	0
Colorado	2	0	0	0	2
Columbus	3	0	1	1	2
Dallas	2	0	0	0	2
Detroit	4	1	1	2	4
Edmonton	2	0	0	0	0
Florida	5	0	1	1	4
Los Angeles	2	0	0	0	0
Minnesota	2	0	0	0	2
Montreal	4	0	0	0	2
Nashville	2	0	0	0	2
New Jersey	3	1	0	1	0
NY Islanders	3	0	1	1	0
NY Rangers	3	0	1	1	0
Ottawa	4	0	0	0	2
Philadelphia	3	0	1	1	4
Pittsburgh	3	0	1	1	2
St. Louis	2	1	0	1	4
San Jose	2	0	1	1	0
Tampa Bay	5	1	0	1	4
Toronto	4	0	0	0	0
Vancouver	2	0	0	0	2
Vegas	-	-	-	-	-
Washington	3	0	0	0	4
Winnipeg	2	1	0	1	2



**CAREER: 2016-17:** Played his first full pro season and was one of just three NHL rookies to play in every one of his team's games and was one of three Bruins to do so as well, joining David Krejci and Dominic Moore ... Had points in consecutive games on three occasions, Nov. 3-5 (1-1=2 totals), Dec. 3-5 (0-2=2) and Jan. 24-26 (0-2=2) ... Recorded his first NHL assist and point in his first NHL game, on Oct. 13 in Columbus ... Scored his first NHL goal on Oct. 17 at Winnipeg ... Had his first NHL fight on Nov. 12 vs. Arizona's Brad Richardson ... Missed Boston's playoff

series vs. Ottawa after suffering a concussion on Apr. 8 in the regular season finale ... **2015-16:** Was assigned to Providence/AHL at the conclusion of his junior season and played seven games with one assist at the end of their regular season and one scoreless playoff game in their post-season series with Wilkes-Barre/Scranton ... Played his first pro game on Apr. 1 at Portland and earned his first pro point with an assist on Apr. 13 vs. Springfield ... **Juniors:** Played three seasons of junior hockey in the Western Hockey League with the Tri-City Americans and had 11 goals and 54 assists for 65 points with 250 penalty minutes in 186 career junior games ... Tied his career season-high in goals and had season-highs in assists and points in 2015-16 with 4-23=27 totals in 52 games ... **International:** Has played for Team USA in two World Junior Championships - 2015 (0-1=1 totals in five games) and 2016 (2-2=4 totals in seven games while winning a Bronze medal).



**TRANSACTIONS:** Boston's fourth pick, 37th overall, in the 2015 NHL Entry Draft.

**ETC.:** Full name, Brandon Mitchell Carlo ... Single ... Twitter, @1996\_Carlo.

**CONTRACT STATUS:** Is in year two of a three-year entry level contract.

#### CAREER STATS


Season	Team	League	Regular Season										Playoffs							
			GP	G	A	PTS	PIM	PP	SH	GW	+/-		GP	G	A	PTS	PIM	PP	SH	GW
2013-14	Tri-City Americans	WHL	71	3	10	13	66	-	-	-	-		5	0	1	1	8	-	-	-
2014-15	Tri-City Americans	WHL	63	4	21	25	90	-	-	-	-		4	0	1	1	4	-	-	-
2015-16	Tri-City Americans	WHL	52	4	23	27	94	-	-	-	-		-	-	-	-	-	-	-	
	Providence Bruins	AHL	7	0	1	1	0	-	-	-	-		1	0	0	0	0	-	-	-
2016-17	Boston Bruins	NHL	82	6	10	16	59	0	1	0	+9		-	-	-	-	-	-	-	
NHL & Boston Totals			82	6	10	16	59	0	1	0	+9		-	-	-	-	-	-	-	

# COLBY CAVE

Center | 6'1" | 200 lbs. | Shoots Left | Hometown: Battleford, SASK



# 26



**Born:**  
December 26, 1994 in  
Battleford, SASK

2014-15, when he ranked second on the club in both goals and points ... Served as team captain and was named the club's Most Valuable Player in each of his last two seasons.

**TRANSACTIONS:** Signed by Boston as a free agent, Apr. 7, 2015.

**ETC.:** Full name, Colby Alexander Cave ... Single ... Twitter, @Cavemn10.

**CONTRACT STATUS:** Is in year three of a three-year entry level contract.

**CAREER: 2016-17:** Spent the season in Providence/AHL where he had pro career-highs in all categories with 13-22=35 totals ... Was one of two players to skate in all 76 games for the AHL Bruins ... Added 1-5=6 totals in 17 playoff games as the P-Bruins advanced to the Conference Finals ... **2015-16:** Played his first full pro season with Boston's AHL affiliate in Providence with 13 goals and 16 assists for 29 points in 75 games ... Scored his first pro point with a goal on Oct. 14 at Hartford ... Had four multiple-point games, all two-point efforts ... Tied for the AHL Bruins lead in playoff scoring with 2-1=3 totals in three post-season games ... **2014-15:** Signed by the Bruins as a free agent on Apr. 7 at the conclusion of his junior season and was assigned to their AHL affiliate in Providence ... Played one scoreless game, his first professional contest on Apr. 12 vs. Hartford ... **Juniors:** Played four full seasons of junior hockey with Swift Current of the Western Hockey League with 95-107-202 totals and 157 penalty minutes in 287 career WHL games ... Had consecutive 30+ goal and 70+ point seasons in his last two years with 33-37=70 totals in 2013-14 and a career-best 35-40=75 campaign in



## CAREER STATS

Season	Team	League	Regular Season											Playoffs						
			GP	G	A	PTS	PIM	PP	SH	GW	+/-		GP	G	A	PTS	PIM	PP	SH	GW
2010-11	Swift Current Broncos	WHL	1	0	0	0	0	-	-	-	-		-	-	-	-	-	-	-	-
2011-12	Swift Current Broncos	WHL	70	6	10	16	36	-	-	-	-		-	-	-	-	-	-	-	-
2012-13	Swift Current Broncos	WHL	72	21	20	41	39	-	-	-	-		5	2	2	4	8	-	-	-
2013-14	Swift Current Broncos	WHL	72	33	37	70	30	-	-	-	-		6	0	2	2	0	-	-	-
2014-15	Swift Current Broncos	WHL	72	35	40	75	52	-	-	-	-		4	2	0	2	2	-	-	-
	Providence Bruins	AHL	1	0	0	0	0	-	-	-	-		-	-	-	-	-	-	-	-
2015-16	Providence Bruins	AHL	75	13	16	29	27	-	-	-	-		3	2	1	3	5	-	-	-
2016-17	Providence Bruins	AHL	76	13	22	35	52	-	-	-	-		17	1	5	6	18	-	-	-



# PETER CEHLARIK



Left Wing | 6'3" | 202 lbs. | Shoots Left | Hometown: Zilina, SLO

# 22

**Born:**  
**August 2, 1995 in**  
**Zilina, SVK**

#### NHL FIRSTS:

**Game**..... Feb. 11, 2017 vs. VAN  
**Goal**..... None  
**Assist/Point**..... Feb. 12, 2017 vs. MTL

#### NHL SINGLE-GAME HIGHS:

**Goals**..... None  
**Assists**..... 2 (Feb. 12, 2017 vs MTL)  
**Points**..... 2 (0-2=2, Feb. 12, 2017 vs MTL)

#### NHL SINGLE-SEASON HIGHS:

**Games**..... 11 (2016-17)  
**Goals**..... None  
**Assists**..... 2 (2016-17)  
**Points**..... 2 (2016-17)

#### NHL CAREER-BEST STREAKS:


**Goal**..... None  
**Assist**..... 1 (0-2=2, Feb. 12, 2017)  
**Point**..... 1 (0-2=2, Feb. 12, 2017)

**NHL MULTI-GOAL GAMES**..... 0

**NHL MULTI-POINT GAMES**..... 1

#### CAREER VS. NHL TEAMS

	GP	G	A	PTS	PIM
Anaheim	1	0	0	0	0
Arizona	1	0	0	0	0
Boston	-	-	-	-	-
Buffalo	-	-	-	-	-
Calgary	-	-	-	-	-
Carolina	-	-	-	-	-
Chicago	-	-	-	-	-
Colorado	-	-	-	-	-
Columbus	-	-	-	-	-
Dallas	1	0	0	0	0
Detroit	-	-	-	-	-
Edmonton	-	-	-	-	-
Florida	-	-	-	-	-
Los Angeles	1	0	0	0	0
Minnesota	-	-	-	-	-
Montreal	1	0	2	2	0
Nashville	-	-	-	-	-
New Jersey	1	0	0	0	0
NY Islanders	-	-	-	-	-
NY Rangers	1	0	0	0	0
Ottawa	1	0	0	0	0
Philadelphia	-	-	-	-	-
Pittsburgh	-	-	-	-	-
St. Louis	-	-	-	-	-
San Jose	1	0	0	0	0
Tampa Bay	-	-	-	-	-
Toronto	-	-	-	-	-
Vancouver	2	0	0	0	0
Vegas	-	-	-	-	-
Washington	-	-	-	-	-
Winnipeg	-	-	-	-	-



**CAREER: 2016-17:** Split his first North American pro season between Boston and their AHL affiliate in Providence ... Had two stints in Boston, from Feb. 7-12 and again from Feb. 17-Mar. 16 ... Played his first NHL game on Feb. 11 vs. Vancouver and scored his first NHL points with two assists in the next game, on Feb. 12 vs. Montreal ... His longest NHL consecutive games played stretch was eight games from Feb. 19-Mar. 6 ... Did not dress (coach's decision) for four games ... Had 20-18=38 totals in 49 Providence games, finishing second on that team in goals ... Added

one assist in two AHL playoff games before shoulder surgery ended his post-season ... **Europe:** Has played the last three seasons mainly with Lulea of the Swedish Hockey League with 19 goals and 24 assists for 43 points in 124 games ... Had a career-best 11 goals and 20 points last season in 2015-16 ... Won a league championship with Lulea in 2014-15 as he had 1-1=2 totals in eight playoff games ... Also played with Lulea's junior team for several seasons with 24-24=48 totals at that level ... **International:** Has represented Slovakia in several international tournaments, including two World Junior Championships (0-3=3 totals in five games in 2014 and 2-1=3 totals in seven games in 2015 while winning a Bronze medal) and in the 2016 World Championships (1-0=1 totals in five games).



**TRANSACTIONS:** Boston's second pick, 90th overall, in the 2013 NHL Entry Draft.

**ETC.:** Full name, Peter Cehlarik ... Single.

**CONTRACT STATUS:** Is in year two of a three-year entry level contract.

#### CAREER STATS

Season	Team	League	Regular Season										Playoffs							
			GP	G	A	PTS	PIM	PP	SH	GW	+/-		GP	G	A	PTS	PIM	PP	SH	GW
2011-12	Lulea U-18	Sweden U-18	24	15	15	30	0	-	-	-	-		4	2	0	2	0	-	-	-
	Lulea Jr.	Sweden Jr.	8	2	2	4	2	-	-	-	-		1	3	0	3	0	-	-	-
2012-13	Lulea Jr.	Sweden Jr.	38	17	20	37	10	-	-	-	-		3	0	1	1	2	-	-	-
	Lulea	Sweden	8	3	3	6	0	-	-	-	-		6	1	0	1	0	-	-	-
2013-14	Lulea	Sweden	32	2	2	4	4	-	-	-	-		2	0	0	0	0	-	-	-
	Lulea Jr.	Sweden Jr.	4	5	2	7	0	-	-	-	-		-	-	-	-	-	-	-	
	Asploven	Sweden 2	18	5	8	13	6	-	-	-	-		-	-	-	-	-	-	-	
2014-15	Lulea	Sweden	46	6	13	19	6	-	-	-	-		8	1	1	2	2	-	-	-
2015-16	Lulea	Sweden	46	11	9	20	4	-	-	-	-		11	3	2	5	0	-	-	-
2016-17	Boston Bruins	NHL	11	0	2	2	0	0	0	0	Evn		-	-	-	-	-	-	-	-
	Providence Bruins	AHL	49	20	18	38	20	-	-	-	-		2	0	1	1	2	-	-	-
NHL Totals			11	0	2	2	0	0	0	0	Evn		-	-	-	-	-	-	-	-

# ZDENO CHARA

Defense | 6'9" | 255 lbs. | Shoots Left | Hometown: Trencin, SVK



# 33

**Born:**  
**March 18, 1977 in**  
**Trencin, SVK**

#### NHL FIRSTS:

**Game**.....Nov. 19, 1997 at DET  
**Goal**.....Jan. 29, 1999 vs. PHX  
**Assist/Point**.....Apr. 15, 1998 at NYR

#### NHL SINGLE-GAME HIGHS:

**Goals**.....3 (Jan. 17, 2011 vs. CAR)  
**Assists**.....3 (4x; last Feb. 4, 2017 vs. TOR)  
**Points**.....3 (13x; last 0-3=3 Feb/4, 2017 vs. TOR)

#### NHL SINGLE-SEASON HIGHS:

**Games**.....82 (2000-01)  
**Goals**.....19 (2008-09)  
**Assists**.....40 (2011-12)  
**Points**.....52 (2011-12)

#### NHL CAREER-BEST STREAKS:

**Goal**.....3 (3x; last 4-0=4, Jan. 25-28, 2014)  
**Assist**.....4 (8x; last 0-5=5, Mar. 17-22, 2014)  
**Point**.....6 (2x; last 6-2=8, Feb. 16-28, 2008)

**NHL MULTI-GOAL GAMES**.....11  
**NHL MULTI-POINT GAMES**.....104

#### CAREER VS. NHL TEAMS

	GP	G	A	PTS	PIM
Anaheim	21	6	5	11	19
Arizona	24	4	9	13	26
Boston	35	7	6	13	74
Buffalo	91	12	36	48	95
Calgary	22	5	7	12	18
Carolina	64	7	21	28	79
Chicago	24	2	4	6	38
Colorado	23	1	6	7	25
Columbus	23	2	7	9	14
Dallas	22	0	6	6	20
Detroit	35	1	7	8	36
Edmonton	22	1	10	11	26
Florida	67	10	23	33	138
Los Angeles	23	1	6	7	47
Minnesota	18	1	6	7	12
Montreal	90	16	24	40	168
Nashville	20	2	5	7	10
New Jersey	65	5	20	25	83
NY Islanders	53	11	24	35	32
NY Rangers	66	9	23	32	99
Ottawa	66	9	22	31	67
Philadelphia	63	15	21	36	88
Pittsburgh	67	18	16	34	120
St. Louis	21	2	7	9	10
San Jose	21	1	3	4	30
Tampa Bay	68	11	25	36	100
Toronto	92	15	29	44	104
Vancouver	24	2	3	5	16
Vegas	-	-	-	-	-
Washington	66	7	19	26	82
Winnipeg	54	5	16	21	103



**CAREER:** Was named the 19th Captain in team history on Oct. 3, 2006 ... Has won one Stanley Cup (2011 with Boston) ... Has played in six NHL All-Star Games (2003, 2007, 2008, 2009, 2011, 2012) ... Has a 3/11 record in NHL shootouts (2 deciding goals) ... **2016-17:** Hit the ten-goal mark for the tenth time in his career ... Had three multiple-point games, including

matching his career-high for assists and points in a game with a three-assist effort on Feb. 4 vs. Toronto ... Had a four-game point streak from Apr. 1-6 (2-2=4 totals) ... Was a +5 on Oct. 13 at Columbus and a +4 on Mar. 15 at Calgary ... Played his 798th game as a Bruin on Feb. 23 at Los Angeles and he has now played more Boston games than any player born outside of North America ... Recorded his 400th NHL assist on Nov. 12 at Arizona, played his 1,300th NHL game on Dec. 14 in Pittsburgh and registered his 600th NHL point with an assist on Mar. 28 vs. Nashville ... Missed seven games with injuries/illness ... Played his 100th playoff game as a Bruin on Apr. 19 vs. Ottawa ... **2015-16:** Had five multiple-point games, all two-point nights including three two-assist efforts ... Had a four-game point streak from Mar. 26-Apr. 3 (1-3=4 totals) and had points in three straight games on five other occasions ... Played his 1,200th NHL game on Oct. 23 at NY Islanders ... Missed two games with an upper body injury ... **2014-15:** A torn left knee ligament limited him to 63 games, the lowest total of any of his full NHL campaigns ... Had three multiple-point games, all two-point nights ... Had a three-game point streak from Oct. 16-21 (2-1=3 totals) ... Prior to suffering the knee injury on Oct. 23, he had missed just 20 of 631 Boston games since joining the team in 2005 and only 11 of those games had been missed due to injuries ... **2013-14:** His 17 goals tied for the second-highest single-season total of his career (19 in 2008-09 and 17 in 2007-08) and his 10 power play goals were the most by a Bruin in a season since 2008-09 (Chara, 11; Michael Ryder, 10) ... Ranked fourth among NHL defensemen in goals and second among league blueliners in power play tallies ... Had six multiple-point games, all two-point efforts including two two-goal nights ... Recorded his fifth career Gordie Howe hat trick on Nov. 29 vs. NY Rangers ... Had a four-game assist streak, which matched his previous career-best, from Mar. 17-22 with five assists in that stretch ... Had two three-game point streaks as well, including matching his previous career-best goal streak from Jan. 25-29 with four goals in that span ... Played his 1,100th NHL game on Jan. 14 vs. Toronto and recorded his 500th NHL point with a goal on Jan. 27 at New York Islanders ... Missed one game with an injury and did not dress for four games ... Had 2-2=4 totals in 12 post-season games played with both of the goals scored on the power play ... Was a +5 in Boston's game two come-from-behind victory over Montreal on May 3 which was the highest playoff +/- by a Bruin in a game since Ken Linseman in 1985 (+5) and the highest by a Boston defenseman since Ray Bourque in 1980 (+5) ... **2012-13:** Was one of four Bruins to play in every game ... Had two multiple-point games with his season-high a 1-2=3 effort on Jan. 28 at Carolina ... Had a four-game point streak from Mar. 11-16 (2-2=4 totals) ... Played his 500th game as a Bruin Mar. 11 at Ottawa ... Had three multiple-point playoff games including a career-high four-assist effort on May 8 in Toronto which were the most assists by a Bruin in a playoff game since May 3, 1991 (Vladimir Ruzicka vs. Pittsburgh) ... Had a five-game playoff point streak from May

8-16 (2-7=9 totals) ... Played 25 games with Lev Praha of the KHL during the lockout with 4-6=10 totals ... **2011-12:** Led all NHL defensemen and tied for third overall with a +33 rating ... Finished fourth in scoring among league blueliners and set career season-highs in assists (40) and points (52) ... Was a finalist for the Norris Trophy for the fifth time in his career and was voted to the NHL's Second All-Star Team ... Had 15 multiple-point games, including two three-point efforts which matched his career-high for points in a game ... Had a five-game point streak from Mar. 25-Apr. 1 which included a four-game assist streak from Mar. 27-Apr. 1 (1-7=8 totals) ... Had a four-game assist/point streak from Oct. 29-Nov. 7 (0-7=7) ... Played his 400th game as a Bruin Oct. 8 vs. Tampa Bay, recorded his 300th NHL assist on Jan. 5 vs. Calgary and played his 1,000th NHL game on Mar. 24 in Los Angeles, becoming the 277th player overall and 91st defenseman to hit that milestone and the 11th to do so while playing for Boston ... Missed two games to injury and did not dress for one game (coach's decision) ... Captained his team at the All-Star Game, scored the game-winning goal and was a +7 ... Broke his own record in the Hardest Shot competition at 108.8 mph ... Tied his career-high for points in a playoff game with a 1-2=3 effort Apr. 16 at Washington which included the game-winning goal at 18:07 of the third period ... **2010-11:** Hit the 10+ goal and 40+ point marks for the seventh time ... Finished with the league's top plus/minus rating at +33 and ranked sixth overall in the league in time on ice at 25:26 ... Had eight multiple-point games, with his season-highs three-point nights each Jan. 17 vs. Carolina, Mar. 22 vs. New Jersey and Mar. 24 vs. Montreal which matched his previous career-high for points in a game ... Scored his first career hat trick on Jan. 17 vs. Carolina, becoming just the fourth defenseman in team history to accomplish the feat, joining Bobby Orr (9), Ray Bourque and Glen Wesley, and the first since Wesley on Dec. 15, 1993 in





# ZDENO CHARA



New Jersey ... Had a four-game point streak from Jan. 8-13 (2-3=5 totals) ... Played his 900th NHL game on Feb. 5 vs. San Jose ... Recorded his 400th NHL point with a goal on Mar. 22 vs. New Jersey ... Did not dress for one game (coach's decision) ... Played in his fifth NHL All-Star Game and had two assists ... Broke his own record in the Hardest Shot competition with a 105.9 mph blast ... Had 2-7=9 totals in 24 post-season games and led the NHL in playoff plus/minus at +16 ... Had two multiple-point games, including a career-high for goals and points in a playoff game with a 2-1=3 effort on May 4 vs. Philadelphia ... Had a three-game assist streak from June 4-8 (0-4=4 totals) ... Played his 100th NHL playoff game on June 15 in Vancouver in game seven of the Stanley Cup Final ... Missed game two of the Conference Quarterfinal vs. Montreal with an illness ... Was a Norris Trophy finalist ... **2009-10:** Led the team in plus/minus at +19 and led team defensemen in scoring, finishing third overall in the club's scoring race ... Had six multiple-point games with his season-high a 1-2=3 night Dec. 23 vs. Atlanta, which tied his career-high for points in a game ... Had three four-game point streaks ... Had an assist on the overtime goal in the 2010 Winter Classic game vs. Philadelphia at Fenway Park on Jan. 1 ... Took four shootout shots, scoring one goal which was the deciding tally on Jan. 14 at San Jose ... Played his 800th NHL game on Dec. 18 in Chicago ... Missed one game to injury and did not dress for one game (coach's decision) ... Added 2-5=7 totals with 29 PIM in 13 playoff games, setting a career post-season high in goals and tying his previous high in points ... Recorded his first career multiple-point playoff game with a two-goal effort on Apr. 17 vs. Buffalo ... **2008-09:** Won his first Norris Trophy as the league's top defenseman and was named a First Team All-Star as well ... Scored a career-high 19 goals, the most by a Boston defenseman since Ray Bourque in 1996-97 (19) ... Had 11 multiple-point games, all two-point efforts including matching his career-high for goals in a game with two two-goal nights ... Had two four-game point streaks, from Dec. 6-12 (2-2=4 totals) and Jan. 17-27 (2-3=5 totals) ... Had three three-game point streaks as well ... Played his 700th NHL game Nov. 6 vs. Toronto, recorded his 200th NHL assist Jan. 10 vs. Carolina, earned his 300th NHL point in a 1-1=2 effort Feb. 5 in Ottawa and scored his 100th NHL goal Feb. 28 vs. Washington ... Did not dress for two games (coach's decision) ... Added 1-3=4 totals in 11 playoff games, including a two-assist effort May 10 vs. Carolina ... Played in his fourth NHL All-Star Game Jan. 25 in Montreal ... Defended his Hardest Shot title for the third straight year ... **2007-08:** Was voted a finalist for the Norris Trophy as the league's top defenseman ... Had ten multiple-point games, including a career-high for assists in a game with three Jan. 12 at Philadelphia ... Had a six-game point streak from Feb. 16-28 (6-2=8 totals) ... Had two four-game point streaks, from Nov. 10-20 (1-4=5 totals) and Jan. 12-20 (1-5=6 totals) ... Missed five games with a shoulder injury ... Was voted a starter for the Eastern Conference at the All-Star Game and won the Hardest Shot competition for the second straight year ... **2006-07:** Led the NHL in average ice time at 27:57 minutes per game ... Had six multiple-point games with his season-high a 1-2=3 effort Feb. 3 at Carolina, which matched his career-high for points in a game ... Had a five-game point streak from Dec. 16-26 (1-4=5 totals) ... Had a four-game assist/point streak from Jan. 11-17 (1-5=6 totals) ... Scored an overtime goal Feb. 3 at Carolina ... Recorded his 200th NHL point with an assist in a 1-1=2 night Jan. 11 vs. NY Islanders ... Played his 600th NHL game Mar. 20 in

Montreal ... Played his first game as a Bruin Oct. 6 at Florida and recorded his first points as a Bruin with two assists in that game ... Scored his first goal as a Bruin Oct. 26 vs. Montreal ... Missed two games with a hip injury ... Played in the NHL All-Star Game and scored two goals ... Won the Hardest Shot competition during the All-Star Super Skills events ... **2005-06:** Had nine multiple-point games, all two-point efforts including two two-goal games ... Had a five-game point streak from Dec. 20-28 (3-3=6 totals) ... Had two four-game point streaks, from Oct. 27-Nov. 2 (3-4=7 totals) and Mar. 1-6 (1-3=4 totals) ... Had three game-winning goals, including an overtime score Apr. 11 vs. Boston ... Played his 500th NHL game Jan. 12 vs. San Jose and recorded his 100th NHL assist Nov. 19 vs. New Jersey ... Missed ten games to injury (hand) and served a one-game NHL-imposed suspension for incurring an instigator penalty in the last five minutes of the Dec. 2 game vs. Los Angeles ... Had one multiple-point playoff game, a 1-1=2 effort Apr. 25 at Tampa Bay ... **2004-05:** Played the lockout season with Farjestads in Sweden, leading team defensemen in scoring with 10-15=25 totals in 33 games ... **2003-04:** Named a First Team NHL All-Star and finished second in Norris Trophy balloting as the league's top defenseman ... Tied for third in the NHL at +33 ... Had ten multiple-point games, including two three-point efforts ... Missed three games to injuries ... **2002-03:** Had seven multiple-point games, including a career-high 2-1=3 effort Nov. 12 at NY Islanders ... Played in the NHL All-Star Game ... Missed eight games with an injury ... Scored his first career playoff goal Apr. 25 vs. Philadelphia and had one multiple-point playoff game, a two-assist effort Apr. 14 at NY Islanders ... **2001-02:** Led the team and was fifth overall in the NHL at +30 ... Had two multiple-point games, both two-point efforts ... Played his 300th NHL game Mar. 30 vs. Tampa Bay ... Missed seven games with injuries and the flu ... Played his first career playoff game Apr. 17 at Philadelphia and recorded his first playoff point with an assist May 10 at Toronto ... Missed the final two playoff games with a knee injury ... **2000-01:** Led the league in hits with 373 and led the team in penalty minutes with 157 ... Played in a career-high 82 games ... Played his 200th NHL game Jan. 31 vs. New Jersey ... **1999-2000:** Finished second in the NHL with 309 hits ... Had one multiple-point game, a 1-1=2 effort Nov. 3 at NY Rangers, including the game-tying goal ... Played his 100th NHL game Nov. 19 at Colorado ... Missed 16 games with a shoulder injury and one with the flu ... **1998-99:** Split the season between NY Islanders and Lowell/AHL ... Had 2-2= 4 totals in 23 Lowell games with two recalls to New York ... Led NHL rookies in hits with 214 ... Was a +4 Jan. 21 at Pittsburgh ... Scored his first career shorthanded goal Mar. 27 vs. Ottawa ... Scored his first NHL goal Jan. 29 vs. Phoenix ... **1997-98:** Split the season between NY Islanders and their AHL affiliate in Kentucky ... Had 4-9=13 totals in 48 Kentucky games with three recalls to New York ... Played his first NHL game Nov. 19 at Detroit and recorded his first NHL point with an assist Apr. 15 at NY Rangers ... Played for the World Team in the AHL All-Star Game and was named to the AHL All-Rookie Team ... **Juniors:** Played one season of junior hockey with Prince George of the Western Hockey League in 1996-97 ... Led Cougars defensemen in scoring with 3-19=22 totals and 120 PIM in 49 games and added 1-7=8 totals in 15 playoff contests ... Missed 23 games with a broken wrist ...





# ZDENO CHARA



**Europe:** Played junior hockey in Slovakia with his hometown Trencin team ... **International:** Has represented Slovakia in seven World Championships - 1999 (1-0=1 totals in six games), 2000 (0-0=0 totals in nine games, Silver medal), 2001 (0-1=1 totals in seven games), 2004 (2-0=2 totals in nine games), 2005 (0-2=2 totals in seven games), 2007 (3-1=4 totals with 4 PIM in seven games) and 2012 (2-2=4 totals in ten games, Silver medal, named tournament's best defenseman) ... Played for Slovakia in the 2004 World Cup (0-2=2 totals in four games) ... Played for Slovakia in three Olympic Games - 2006 (1-1=2 totals in six games), 2010 (0-3=3 totals with 6 PIM in seven games) and 2014 (0-1=1 totals with 4 PIM in four games) ... Captained the 2010 and 2014 Olympic squads and also had the honor of serving as his country's flag bearer at the Opening Ceremonies of the 2014 Games ... Played for Team Europe in the 2016 World Cup of Hockey (2-0=2 totals in six games).

**AWARDS:** James Norris Memorial Trophy (2008-09) ... Mark Messier Leadership Award (2010-11) ... NHL First All-Star Team (2003-04, 2008-09, 2013-14) ... NHL Second All-Star Team (2005-06, 2007-08, 2010-11, 2011-12).

**TRANSACTIONS:** NY Islanders' third pick, 56th overall, in the 1996 NHL Entry Draft ... Traded to Ottawa by NY Islanders with Bill Muckalt and 2001 first round draft pick (Jason Spezza) for Alexei Yashin, June 23, 2001 ... Signed by Boston as a free agent, July 1, 2006.

**ETC.:** Full name, Zdenko Chara ... Nickname, Zee ... Wife, Tatiana; daughter, Elliz Victoria; twin sons Zach and Ben ... Multi-lingual, he speaks the Slovak languages (Slovak, Czech and Polish) in addition to English, Russian, German, Swedish and Italian ... He and his father are both Olympians, as he represented Slovakia on the 2006, 2010 and 2014 hockey teams and his father was a wrestler on Czechoslovakia's 1976 Olympic team ... He is just the third Slovakian-born captain in NHL history ... Is the tallest player in league history ... Holds the NHL's Hardest Shot record at 108.8 mph set during the 2012 All-Star Skills Competition ... He enters this season ranked first among active defensemen in games, goals and points and is second overall among all active players with a career +218 plus/minus rating.

**CONTRACT STATUS:** Is in year seven of a seven-year contract with an NHL cap figure of \$6,916,667.



## CAREER STATS

Season	Team	League	Regular Season										Playoffs						
			GP	G	A	PTS	PIM	PP	SH	GW	+/-	GP	G	A	PTS	PIM	PP	SH	GW
1996-97	Prince George Cougars	WHL	49	3	19	22	120	-	-	-	-	15	1	7	8	45	-	-	-
1997-98	New York Islanders	NHL	25	0	1	1	50	0	0	0	+1	-	-	-	-	-	-	-	-
	Kentucky Thoroughblades	AHL	48	4	9	13	125	-	-	-	-	1	0	0	0	4	-	-	-
1998-99	New York Islanders	NHL	59	2	6	8	83	0	1	0	-8	-	-	-	-	-	-	-	-
	Lowell Lock Monsters	AHL	23	2	2	4	47	-	-	-	-	-	-	-	-	-	-	-	-
1999-2000	New York Islanders	NHL	65	2	9	11	57	0	0	1	-27	-	-	-	-	-	-	-	-
2000-01	New York Islanders	NHL	82	2	7	9	157	0	1	0	-27	-	-	-	-	-	-	-	-
2001-02	Dukla Trencin	Slovakia	8	2	2	4	32	-	-	-	-	-	-	-	-	-	-	-	-
	Ottawa Senators	NHL	75	10	13	23	156	4	1	2	+30	10	0	1	1	12	0	0	0
2002-03	Ottawa Senators	NHL	74	9	30	39	116	3	0	2	+29	18	1	6	7	14	0	0	0
2003-04	Ottawa Senators	NHL	79	16	25	41	147	7	0	3	+33	7	1	1	2	8	0	0	0
2004-05	Farjestads	Sweden	33	10	15	25	132	-	-	-	-	13	3	5	8	82	-	-	-
2005-06	Ottawa Senators	NHL	71	16	27	43	135	10	1	3	+17	10	1	3	4	23	1	0	0
2006-07	Boston Bruins	NHL	80	11	32	43	100	9	0	3	-21	-	-	-	-	-	-	-	-
2007-08	Boston Bruins	NHL	77	17	34	51	114	9	1	0	+14	7	1	1	2	12	1	0	0
2008-09	Boston Bruins	NHL	80	19	31	50	95	11	0	3	+23	11	1	3	4	12	1	0	1
2009-10	Boston Bruins	NHL	80	7	37	44	87	4	0	1	+19	13	2	5	7	29	0	0	1
2010-11	Boston Bruins	NHL	81	14	30	44	88	8	1	2	+33	24	2	7	9	34	1	0	0
2011-12	Boston Bruins	NHL	79	12	40	52	86	8	0	0	+33	7	1	2	3	8	0	0	1
2012-13	Lev Praha	KHL	25	4	6	10	24	-	-	-	-	-	-	-	-	-	-	-	-
	Boston Bruins	NHL	48	7	12	19	70	3	0	2	+14	22	3	12	15	20	0	0	0
2013-14	Boston Bruins	NHL	77	17	23	40	66	10	0	3	+25	12	2	2	4	14	2	0	0
2014-15	Boston Bruins	NHL	63	8	12	20	42	4	0	0	Evn	-	-	-	-	-	-	-	-
2015-16	Boston Bruins	NHL	80	9	28	37	71	1	0	3	+12	-	-	-	-	-	-	-	-
2016-17	Boston Bruins	NHL	75	10	19	29	59	1	2	0	+18	6	0	1	1	2	0	0	0
<b>NHL Totals</b>			<b>1350</b>	<b>188</b>	<b>416</b>	<b>604</b>	<b>1779</b>	<b>92</b>	<b>8</b>	<b>28</b>	<b>+218</b>	<b>147</b>	<b>15</b>	<b>44</b>	<b>59</b>	<b>188</b>	<b>6</b>	<b>0</b>	<b>3</b>
<b>Boston Totals</b>			<b>820</b>	<b>131</b>	<b>298</b>	<b>429</b>	<b>878</b>	<b>68</b>	<b>4</b>	<b>17</b>	<b>+170</b>	<b>102</b>	<b>12</b>	<b>33</b>	<b>45</b>	<b>131</b>	<b>5</b>	<b>0</b>	<b>3</b>



# TOMMY CROSS

Defense | 6'3" | 206 lbs. | Shoots Left | Hometown: Simsbury, CT



# 56

**Born:**  
**September 12, 1989 in**  
**Hartford, CT**

#### NHL FIRSTS:

**Game**.....Oct. 14, 2015 at COL  
**Goal**.....None  
**Assist/Point**.....Oct. 17, 2015 at ARI

#### NHL SINGLE-GAME HIGHS:

**Goals**.....None  
**Assists**.....1 (Oct. 17, 2015 at ARI)  
**Points**.....1 (0-1=1, Oct. 17, 2015 at ARI)

#### NHL SINGLE-SEASON HIGHS:

**Games**.....3 (2015-16)  
**Goals**.....None  
**Assists**.....1 (2015-16)  
**Points**.....1 (2015-16)

#### NHL CAREER-BEST STREAKS:

**Goal**.....None  
**Assist**.....1 (0-1=1, Oct. 17, 2015)  
**Point**.....1 (0-1=1, Oct. 17, 2015)

**NHL MULTI-GOAL GAMES**.....0

**NHL MULTI-POINT GAMES**.....0

with the Eagles in both 2010 and 2012 and captained the 2012 squad ... Also won three straight Beanpot championships and Hockey East titles in 2010, 2011 and 2012 ... Was named the Male Eagle of the Year in 2012, given annually to that person who has proven to be an "outstanding citizen, leader, scholar and athlete" ... **Juniors:** Played nine games in the USHL for the Ohio Junior Blue Jackets prior to entering college.


**TRANSACTIONS:** Boston's second pick, 35th overall, in the 2007 NHL Entry Draft.

**ETC:** Full name, Thomas Reginald Cross ... Nickname, Tommy ... Wife Alaina ... Earned his degree from Boston College in Communications with a minor in International Studies ... His father Tom played college hockey at Dartmouth ... Twitter, @TCross4

**CONTRACT STATUS:** Is in year one of a one-year contract with an NHL cap figure of \$650,000.

#### CAREER VS. NHL TEAMS

	GP	G	A	PTS	PIM
Anaheim	-	-	-	-	-
Arizona	1	0	1	1	0
Boston	-	-	-	-	-
Buffalo	-	-	-	-	-
Calgary	-	-	-	-	-
Carolina	-	-	-	-	-
Chicago	-	-	-	-	-
Colorado	1	0	0	0	0
Columbus	-	-	-	-	-
Dallas	-	-	-	-	-
Detroit	-	-	-	-	-
Edmonton	-	-	-	-	-
Florida	-	-	-	-	-
Los Angeles	-	-	-	-	-
Minnesota	-	-	-	-	-
Montreal	-	-	-	-	-
Nashville	-	-	-	-	-
New Jersey	-	-	-	-	-
NY Islanders	-	-	-	-	-
NY Rangers	-	-	-	-	-
Ottawa	-	-	-	-	-
Philadelphia	1	0	0	0	0
Pittsburgh	-	-	-	-	-
St. Louis	-	-	-	-	-
San Jose	-	-	-	-	-
Tampa Bay	-	-	-	-	-
Toronto	-	-	-	-	-
Vancouver	-	-	-	-	-
Vegas	-	-	-	-	-
Washington	-	-	-	-	-
Winnipeg	-	-	-	-	-



**CAREER: 2016-17:** Spent the regular season as captain of the Providence/AHL Bruins and had pro career-highs in all categories with 12-23=35 totals in 75 games ... His +18 ranked third on the team ... Became the P-Bruins' all-time leader in games played with his 279th AHL game on Mar. 18 vs. Springfield ... Was named the club's MVP by his teammates ... Recalled once to Boston during the post-season, playing his first career NHL play-off game on Apr. 17 vs. Ottawa and recorded his first NHL playoff point with an assist in that game ... **2015-16:** Spent most of the season

in Providence/AHL where he had 3-20=23 totals in 64 games played while leading the team with 97 penalty minutes ... Recalled once to Boston from Oct. 13-22 with one assist in three Boston games ... Played his first NHL game on Oct. 14 at Colorado and recorded his first NHL point with an assist on Oct. 17 at Arizona ... **2014-15:** Played the season in Providence/AHL where he finished second among team defensemen in scoring with 4-18=22 totals in 54 games ... Finished second overall on the club in penalty minutes with 85 ... Played his 100th AHL game on Oct. 19 vs. Portland ... **2013-14:** Played his first full AHL season with 3-4=7 totals and 54 PIM in 55 Providence games ... Three of his seven points came in a four-game span Nov. 10-23 (2-1=3 totals) ... **2012-13:** Split his first full professional season between South Carolina/ECHL and Providence/AHL ... Began the season in South Carolina and led the Stingrays in scoring with 6-11=17 totals in 22 games at the time of his Nov. 28 recall to Providence ... Added two assists in two additional ECHL games during a Feb. 13-16 stint ... Had 1-10=11 totals in 42 Providence games during his two AHL stays and added three assists in 12 AHL Bruins playoff games ... **2011-12:** Signed an entry level contract with Boston on Apr. 10 at the conclusion of his college career and played two scoreless games with their AHL affiliate in Providence, including his first professional game on Apr. 13 vs. Bridgeport ... **College:** Played four seasons of college hockey at Boston College with 17-43=60 totals and 171 penalty minutes in 134 career college games ... Won NCAA championships



#### CAREER STATS

Season	Team	League	Regular Season											Playoffs							
			GP	G	A	PTS	PIM	PP	SH	GW	+/-		GP	G	A	PTS	PIM	PP	SH	GW	
2008-09	Boston College Eagles	HE	24	0	8	8	24	-	-	-	-		-	-	-	-	-	-	-		
2009-10	Boston College Eagles	HE	38	5	5	10	36	-	-	-	-		-	-	-	-	-	-	-		
2010-11	Boston College Eagles	HE	28	7	11	18	45	-	-	-	-		-	-	-	-	-	-	-		
2011-12	Boston College Eagles	HE	44	5	19	24	66	-	-	-	-		-	-	-	-	-	-	-		
	Providence Bruins	AHL	2	0	0	0	2	-	-	-	-		-	-	-	-	-	-	-		
2012-13	Providence Bruins	AHL	42	1	10	11	23	-	-	-	-		12	0	3	3	8	-	-	-	
	South Carolina Stingrays	ECHL	24	6	13	19	23	-	-	-	-		-	-	-	-	-	-	-		
2013-14	Providence Bruins	AHL	55	3	4	7	54	-	-	-	-		4	0	1	1	4	-	-	-	
2014-15	Providence Bruins	AHL	54	4	18	22	85	-	-	-	-		4	1	0	1	4	-	-	-	
2015-16	Boston Bruins	NHL	3	0	1	1	0	0	0	0	-1		-	-	-	-	-	-	-	-	
	Providence Bruins	AHL	64	3	20	23	97	-	-	-	-		3	1	1	2	0	-	-	-	
2016-17	Boston Bruins	NHL	-	-	-	-	-	-	-	-	-		1	0	1	1	0	0	0	0	
	Providence Bruins	AHL	74	12	23	35	69	-	-	-	-		16	2	7	9	20	-	-	-	
NHL & Boston Totals			3	0	1	1	0	0	0	0	-1		1	0	1	1	0	0	0	0	

# AUSTIN CZARNIK

Center | 5'9" | 167 lbs. | Shoots Right | Hometown: Washington, MI



# 27

**Born:**  
**December 12, 1992 in**  
**Detroit, MI**

#### NHL FIRSTS:

**Game**.....Oct. 13, 2016 at CMB  
**Goal/Point**.....Oct. 26, 2016 vs. NYR  
**Assist**.....Nov. 7, 2016 vs. BUF

#### NHL SINGLE-GAME HIGHS:

**Goals**.....1 (5x; last Dec. 27, 2016 at CMB)  
**Assists**.....1 (8x; last Jan. 14, 2017 vs. PHI)  
**Points**....2 (2x; last 1-1=2, Dec. 12, 2016 vs. MTL)

#### NHL SINGLE-SEASON HIGHS:

**Games**.....49 (2016-17)  
**Goals**.....5 (2016-17)  
**Assists**.....8 (2016-17)  
**Points**.....13 (2016-17)

#### NHL CAREER-BEST STREAKS:

**Goal**.....1 (5x; last 1-0=1, Dec. 27, 2016)  
**Assist**.....1 (8x; last 0-1-1, Jan. 14, 2017)  
**Point**.....1 (11x; last 0-1=1, Jan. 14, 2017)

**NHL MULTI-GOAL GAMES**.....0

**NHL MULTI-POINT GAMES**.....2

season ... Earned CCHA All-Rookie Team honors in 2011-12 and was a Second Team Freshman All-American as he led CCHA rookies in scoring with 37 points ... **Juniors:** Played two seasons of junior hockey in the USHL with Green Bay in 2010-11 as the Gamblers advanced to the Clark Cup finals and in 2009-10 with the U.S. National U-18 Team ... **International:** Won a Gold medal with Team USA at the 2010 U-18 World Championship (5-1=6 totals in seven games).


**TRANSACTIONS:** Signed by Boston as a free agent, Apr. 1, 2015.

**ETC.:** Full name, Austin Kyle Czarnik ... Single ... Earned his college degree in Sport Leadership and Management ... Twitter, @ACzarnik7.

**CONTRACT STATUS:** Is in year one of a one-year contract with an NHL cap figure of \$675,000.

#### CAREER VS. NHL TEAMS

	GP	G	A	PTS	PIM
Anaheim	1	1	0	1	0
Arizona	1	0	0	0	0
Boston	-	-	-	-	-
Buffalo	4	0	2	2	4
Calgary	1	0	0	0	0
Carolina	3	0	0	0	0
Chicago	1	0	0	0	0
Colorado	2	0	0	0	0
Columbus	3	2	1	3	2
Dallas	-	-	-	-	-
Detroit	3	0	0	0	2
Edmonton	1	0	1	1	0
Florida	4	0	0	0	0
Los Angeles	1	0	0	0	0
Minnesota	1	0	0	0	0
Montreal	2	1	1	2	0
Nashville	1	0	0	0	0
New Jersey	1	0	0	0	0
NY Islanders	2	0	0	0	0
NY Rangers	2	1	0	1	2
Ottawa	1	0	0	0	0
Philadelphia	3	0	1	1	2
Pittsburgh	2	0	0	0	0
St. Louis	2	0	0	0	0
San Jose	-	-	-	-	-
Tampa Bay	2	0	0	0	0
Toronto	3	0	0	0	0
Vancouver	-	-	-	-	-
Vegas	-	-	-	-	-
Washington	1	0	1	1	0
Winnipeg	1	0	1	1	0



**CAREER: 2016-17:** Split the season between Boston and Providence/AHL with three stints in Boston - from Oct. 13-20, Oct. 26-Feb. 23 and Mar. 7-16 ... Had two multiple-point games, both 1-1=2 efforts .... His longest NHL consecutive games played stretch was 23 games from Nov. 19-Jan. 22 ... Played his first NHL game Oct. 13 in Columbus, scored his first NHL goal and point on Oct. 26 at NY Rangers and recorded his first NHL assist Nov. 7 vs. Buffalo ... Missed five games with a foot injury and did not dress (coach's decision) for eight games) ... Had 6-17=23 totals in 22 games during three stretches in Providence ... **2015-16:** Played the season in Providence/AHL where he was third on the club in assists and points with 20-41=61 totals in 68 games ... Had 16 multiple-point games, including a 1-3=4 effort on Oct. 11 vs. Portland and his first pro hat trick scored Dec. 18 vs. Bridgeport ... Had two five-game point streaks ... Tied for the team lead in playoff scoring with 2-1=3 totals with all of those points coming in game three vs. Wilkes-Barre/Scranton on Apr. 23 ... **2014-15:** Signed a contract with the Bruins on Apr. 1 as a free agent at the conclusion of his college career and joined Providence ... Had two assists in three games with the AHL Bruins, including his first pro point with an assist in his first pro game on Apr. 11 at Worcester ... **College:** Played four years of college hockey at Miami (Ohio) University with 46-123=169 totals in 159 career games for the Redhawks ... Finished his college career with 45 multiple-point games, including a five-assist night on Nov. 30, 2013 at Bemidji State, a four-assist game on Dec. 5, 2014 vs. Omaha and a hat trick Mar. 7, 2015 vs. North Dakota ... Was a Second Team All-NCHC selection and was an NCHC Forward of the Year finalist in his senior season in 2014-15 as he led the team in scoring and was fifth in the nation in assists with 9-34=43 totals ... Had an eight-game point streak from Nov. 21-Jan. 3 that season ... Named a Second Team West All-American and First Team All-NCHC in his junior season in 2013-14 as he led the team in assists and points with career-best 13-34=47 totals ... Was a Hobey Baker finalist, a First Team West All-American, First Team All-CCHA and CCHA Player of the Year in 2012-13 as a sophomore, as he led the CCHA in scoring that



#### CAREER STATS

Season	Team	League	Regular Season											Playoffs						
			GP	G	A	PTS	PIM	PP	SH	GW	+/-		GP	G	A	PTS	PIM	PP	SH	GW
2009-10	U. S. National Development Team	NAHL	42	16	18	34	12	-	-	-	-		-	-	-	-	-	-	-	-
2010-11	Green Bay Gamblers	USHL	46	20	14	34	33	-	-	-	-		11	3	1	4	2	-	-	-
2011-12	Miami (OH) University Redhawks	CCHA	40	10	27	37	31	-	-	-	-		-	-	-	-	-	-	-	-
2012-13	Miami (OH) University Redhawks	CCHA	42	14	26	40	24	-	-	-	-		-	-	-	-	-	-	-	-
2013-14	Miami (OH) University Redhawks	NCHC	37	13	34	47	28	-	-	-	-		-	-	-	-	-	-	-	-
2014-15	Miami (OH) University Redhawks	NCHC	40	9	36	45	36	-	-	-	-		-	-	-	-	-	-	-	-
	Providence Bruins	AHL	3	0	2	2	4	-	-	-	-		-	-	-	-	-	-	-	-
2015-16	Providence Bruins	AHL	68	20	41	61	24	-	-	-	-		3	2	1	3	2	-	-	-
2016-17	Boston Bruins	NHL	49	5	8	13	12	0	0	1	-10		-	-	-	-	-	-	-	-
	Providence Bruins	AHL	22	6	17	23	4	-	-	-	-		17	3	4	7	10	-	-	-
<b>NHL &amp; Boston Totals</b>			<b>49</b>	<b>5</b>	<b>8</b>	<b>13</b>	<b>12</b>	<b>0</b>	<b>0</b>	<b>1</b>	<b>-10</b>		<b>-</b>	<b>-</b>	<b>-</b>	<b>-</b>	<b>-</b>	<b>-</b>	<b>-</b>	<b>-</b>




# JAKE DeBRUSK



Left Wing | 6'0" | 185 lbs. | Shoots Left | Hometown: Edmonton, ALTA

# 74



**Born:**  
October 17, 1996 in  
Edmonton, ALTA

**CAREER: 2016-17:** Played his first professional season with Boston's AHL affiliate in Providence ... Finished second in the P-Bruins' scoring race and ranked fifth overall among AHL rookies in scoring with 19-30=49 totals ... Was named the club's Rookie of the Year ... Played his first pro game on Oct. 14 vs. Albany with his first pro point an assist in that game ... Scored his first pro goal on Oct. 28 at Utica ... Had nine multiple-point games ... Had an eight-game point streak from Dec. 18-Jan. 7 (6-2=8 totals) ... Added 6-3=9 totals in 17 playoff games as Providence advanced to the Conference Finals ... **Juniors:** Has played the last three seasons in the Western Hockey League with Swift Current and Red Deer with 78 goals and 107 assists for 185 points and 108 penalty minutes in 205 career junior games ... Led Swift Current in scoring in 2014-15 with 42-39=81 totals in 72 games ... Began the 2015-16 season with Swift Current with 9-17=26 totals in 24 Broncos games before his December trade to Red Deer ... Finished the season with 21-44=65 totals in 61 combined games, good for third overall in the Rebels' scoring race ... Was second on the team in post-season scoring with eight goals and nine assists for 17 points in 17 playoff games as the Rebels advanced to the Memorial Cup Semifinal.

**TRANSACTIONS:** Boston's second pick, 14th overall, in the 2015 NHL Entry Draft.

**ETC.:** Full name, Jacob Louis DeBrusk ... Single ... His father, Louie, played 11 seasons in the NHL with Edmonton, Tampa Bay, Phoenix and Chicago ... Twitter, @JDebrusk.

**CONTRACT STATUS:** Is in year two of a three-year entry level contract.



## CAREER STATS

Season	Team	League	GP	G	A	Regular Season							Playoffs						
						PTS	PIM	PP	SH	GW	+/-	GP	G	A	PTS	PIM	PP	SH	GW
2013-14	Swift Current Broncos	WHL	72	15	24	39	21	-	-	-	-	6	3	1	4	0	-	-	-
2014-15	Swift Current Broncos	WHL	72	42	39	81	40	-	-	-	-	3	0	0	0	10	-	-	-
2015-16	Swift Current Broncos	WHL	24	9	17	26	15	-	-	-	-	-	-	-	-	-	-	-	-
	Red Deer Rebels	WHL	37	12	27	39	32	-	-	-	-	17	8	9	17	20	-	-	-
2016-17	Providence Bruins	AHL	74	19	30	49	30	-	-	-	-	17	6	3	0	4	-	-	-


# RYAN FITZGERALD



Center | 5'9" | 173 lbs. | Shoots Right | Hometown: North Reading, MA

38

**Born:**  
October 19, 1994 in  
Boca Raton, FL



**CAREER: 2016-17:** Signed a contract with the Bruins on Mar. 24 at the conclusion of his college season and joined Providence/AHL on an Amateur Tryout Agreement for the remainder of the season with two assists in eight regular season games ... Played his first pro game on Mar. 25 at Albany with his first pro points coming with two assists on Mar. 26 at Hartford ... Added 1-4=5 totals in 13 post-season games as Providence advanced to the Conference Finals, including scoring his first pro goal in a 1-1=2 effort on May 24 at Syracuse ... **College:** Played four years of college hockey at Boston College with 66 goals and 66 assists for 132 points and 179 penalty minutes in 152 career college games ... Enjoyed his best statistical season in 2015-16 with 24-23=47 totals in 40 games and was named a First Team Hockey East All-Star that season ... Led the team with 56 PIM in 2016-17 ... **Juniors:** Played one season with the Valley Junior Warriors and was named the EJHL Rookie of the Year with 14-16=30 totals in 2012-13.

**TRANSACTIONS:** Boston's third pick (fourth round), 120th overall, in the 2013 NHL Entry Draft.

**ETC.:** Full name, Ryan Thomas Fitzgerald ... Single ... His father, Tom, played 17 seasons in the NHL with seven teams, including Boston in his final NHL season in 2005-06 ... They are looking to become just the sixth father-son duo to both play for the Bruins ... Was a two-time state high school hockey champion at Malden Catholic.

**CONTRACT STATUS:** Is in year one of a two-year entry level contract.



## CAREER STATS

Season	Team	League	GP	G	A	Regular Season							Playoffs						
						PTS	PIM	PP	SH	GW	+/-		GP	G	A	PTS	PIM	PP	SH
2009-10	Malden Catholic	USHS	24	17	30	47	NA	-	-	-	-	-	-	-	-	-	-	-	-
2010-11	Malden Catholic	USHS	24	28	44	72	NA	-	-	-	-	-	-	-	-	-	-	-	-
2011-12	Malden Catholic	USHS	19	31	20	51	NA	-	-	-	-	-	-	-	-	-	-	-	-
2012-13	Valley Junior Warriors	EJHL	26	14	16	30	50	-	-	-	-	6	3	3	6	8	-	-	-
	US National Team Development Program	U-18	5	1	0	1	8	-	-	-	-	-	-	-	-	-	-	-	-
2013-14	Boston College Eagles	HE	40	13	16	29	22	-	-	-	-	-	-	-	-	-	-	-	-
2014-15	Boston College Eagles	HE	38	17	8	25	54	-	-	-	-	-	-	-	-	-	-	-	-
2015-16	Boston College Eagles	HE	40	24	23	47	47	-	-	-	-	-	-	-	-	-	-	-	-
2016-17	Boston College Eagles	HE	33	12	19	31	56	-	-	-	-	-	-	-	-	-	-	-	-
	Providence Bruins	AHL	8	0	2	2	2	-	-	-	-	13	1	4	5	6	-	-	-



# JAKOB FORSBACKA KARLSSON



Center | 6'1" | 192 lbs. | Shoots Right | Hometown: Stockholm, SWE

# 23

**Born:**  
October 31, 1996 in  
Stockholm, SWE

#### NHL FIRSTS:

Game..... Apr. 8, 2017 vs. WSH  
Goal ..... None  
Assist/Point ..... None

#### NHL SINGLE-GAME HIGHS:

Goals ..... None  
Assists ..... None  
Points ..... None

#### NHL SINGLE-SEASON HIGHS:

Games ..... 1 (2016-17)  
Goals ..... None  
Assists ..... None  
Points ..... None

#### NHL CAREER-BEST STREAKS:


Goal ..... None  
Assist ..... None  
Point ..... None

NHL MULTI-GOAL GAMES..... 0

NHL MULTI-POINT GAMES ..... 0

#### CAREER VS. NHL TEAMS

	GP	G	A	PTS	PIM
Anaheim	-	-	-	-	-
Arizona	-	-	-	-	-
Boston	-	-	-	-	-
Buffalo	-	-	-	-	-
Calgary	-	-	-	-	-
Carolina	-	-	-	-	-
Chicago	-	-	-	-	-
Colorado	-	-	-	-	-
Columbus	-	-	-	-	-
Dallas	-	-	-	-	-
Detroit	-	-	-	-	-
Edmonton	-	-	-	-	-
Florida	-	-	-	-	-
Los Angeles	-	-	-	-	-
Minnesota	-	-	-	-	-
Montreal	-	-	-	-	-
Nashville	-	-	-	-	-
New Jersey	-	-	-	-	-
NY Islanders	-	-	-	-	-
NY Rangers	-	-	-	-	-
Ottawa	-	-	-	-	-
Philadelphia	-	-	-	-	-
Pittsburgh	-	-	-	-	-
St. Louis	-	-	-	-	-
San Jose	-	-	-	-	-
Tampa Bay	-	-	-	-	-
Toronto	-	-	-	-	-
Vancouver	-	-	-	-	-
Vegas	-	-	-	-	-
Washington	1	0	0	0	0
Winnipeg	-	-	-	-	-



**CAREER: 2016-17:** Signed his entry-level contract with the Bruins on Apr. 2, foregoing his final two years of college eligibility ... Was a non-roster player for three games while awaiting his work visa ... Played his first NHL game on Apr. 8 vs. Washington in Boston's final regular season game but did not dress (coach's decision) during the playoffs... **College:** Played two seasons of college hockey at Boston University, serving as an assistant captain as a sophomore ... Had 24 goals and 39 assists for 63 points in 78 career college games ... Named to the Hockey East All-Rookie Team

in 2015-16 ... **Juniors:** Played two seasons of junior hockey in the USHL with Omaha with 26-60=86 totals in 110 games prior to attending college ... Was a USHL Third Team All-Star in 2014-15 ... **International:** Played for Team Sweden in the 2016 World Junior Championship (1-4=5 totals in seven games).

**TRANSACTIONS:** Boston's fifth pick (second round), 45th overall, in the 2015 NHL Entry Draft.

**ETC:** Full name, Jakob Forsbacka Karlsson ... Single.

**CONTRACT STATUS:** Is in year two of a three-year entry level contract.



#### CAREER STATS


Season	Team	League	Regular Season										Playoffs							
			GP	G	A	PTS	PIM	PP	SH	GW	+/-		GP	G	A	PTS	PIM	PP	SH	GW
2012-13	Linköping Junior	Sweden Jr.	31	9	7	16	26	-	-	-	-		5	0	2	2	4	-	-	-
	Linköping	U-18	17	15	20	35	16	-	-	-	-		2	0	0	0	0	-	-	-
2013-14	Omaha Lancers	USHL	60	11	22	33	26	-	-	-	-		4	0	1	1	4	-	-	-
2014-15	Omaha Lancers	USHL	50	15	38	53	38	-	-	-	-		-	-	-	-	-	-	-	-
2015-16	Boston University Terriers	HE	39	10	20	30	28	-	-	-	-		-	-	-	-	-	-	-	-
2016-17	Boston University Terriers	HE	39	14	19	33	32	-	-	-	-		-	-	-	-	-	-	-	-
	Boston Bruins	NHL	1	0	0	0	0	0	0	0	0	Ev	-	-	-	-	-	-	-	-
<b>NHL &amp; Boston Totals</b>			<b>1</b>	<b>0</b>	<b>0</b>	<b>0</b>	<b>0</b>	<b>0</b>	<b>0</b>	<b>0</b>	<b>0</b>	<b>Ev</b>	-	-	-	-	-	-	-	-

# JESSE GABRIELLE



Left Wing | 6'0" | 196 lbs. | Shoots Left | Hometown: Moosomin, SASK

82



**Born:**  
June 17, 1997 in  
Edmonton, AB

**CAREER: 2016-17:** Again joined Providence/AHL on an Amateur Tryout Agreement at the conclusion of his junior season ... Played one scoreless game, on Apr. 15 at Hershey ... **2015-16:** Joined Providence/AHL on an ATO following his junior season ... Played three scoreless games for the AHL Bruins, including his first pro contest on Apr. 8 vs. Portland ... **Juniors:** Played four full seasons of junior hockey in the Western Hockey League with Brandon, Regina and Prince George ... Had 110 goals and 99 assists for 209 points with 376 penalty minutes in 250 career junior games ... Led the Cougars in goals in each of his last two junior seasons in Prince George, including a career-best 40-goal season in 2015-16 when he ranked second overall in his team's scoring race.

**TRANSACTIONS:** Boston's eighth pick (fourth round), 105th overall, in the 2015 NHL Entry Draft.

**ETC.:** Full name, Jesse James Gabrielle ... Single ... Twitter, @JesseGabrielle.

**CONTRACT STATUS:** Is in year one of a three-year entry level contract.



## CAREER STATS

Career Stats			Regular Season										Playoffs							
Season	Team	League	GP	G	A	PTS	PIM	PP	SH	GW	+/-	GP	G	A	PTS	PIM	PP	SH	GW	
2012-13	Egan High School	USHS	25	15	28	43	22	-	-	-	-	3	0	4	4	0	-	-	-	
	Brandon Wheat Kings	WHL	2	0	0	0	7	-	-	-	-	-	-	-	-	-	-	-	-	
2013-14	Brandon Wheat Kings	WHL	49	12	14	26	68	-	-	-	-	9	3	3	6	22	-	-	-	
2014-15	Brandon Wheat Kings	WHL	33	13	12	25	69	-	-	-	-	-	-	-	-	-	-	-	-	
	Regina Pats	WHL	33	10	9	19	43	-	-	-	-	9	1	3	4	8	-	-	-	
2015-16	Prince George Cougars	WHL	72	40	35	75	101	-	-	-	-	3	1	1	2	5	-	-	-	
	Providence Bruins	AHL	3	0	0	0	2	-	-	-	-	-	-	-	-	-	-	-	-	
2016-17	Prince George Cougars	WHL	61	35	29	64	88	-	-	-	-	6	1	2	3	8	-	-	-	
	Providence Bruins	AHL	1	0	0	0	0	-	-	-	-	-	-	-	-	-	-	-	-	



# MATT GRZELCYK

Defense | 5'9" | 176 lbs. | Shoots Left | Hometown: Charlestown, MA



# 48

**Born:**  
January 5, 1994 in  
Charlestown, MA

#### NHL FIRSTS:

Game..... Dec. 14, 2016 at PIT  
Goal ..... None  
Assist/Point ..... None

#### NHL SINGLE-GAME HIGHS:

Goals ..... None  
Assists ..... None  
Points ..... None

#### NHL SINGLE-SEASON HIGHS:

Games ..... 2 (2016-17)  
Goals ..... None  
Assists ..... None  
Points ..... None

#### NHL CAREER-BEST STREAKS:


Goal ..... None  
Assist ..... None  
Point ..... None

NHL MULTI-GOAL GAMES..... 0

NHL MULTI-POINT GAMES ..... 0

#### CAREER VS. NHL TEAMS

	GP	G	A	PTS	PIM
Anaheim	1	0	0	0	0
Arizona	-	-	-	-	-
Boston	-	-	-	-	-
Buffalo	-	-	-	-	-
Calgary	-	-	-	-	-
Carolina	-	-	-	-	-
Chicago	-	-	-	-	-
Colorado	-	-	-	-	-
Columbus	-	-	-	-	-
Dallas	-	-	-	-	-
Detroit	-	-	-	-	-
Edmonton	-	-	-	-	-
Florida	-	-	-	-	-
Los Angeles	-	-	-	-	-
Minnesota	-	-	-	-	-
Montreal	-	-	-	-	-
Nashville	-	-	-	-	-
New Jersey	-	-	-	-	-
NY Islanders	-	-	-	-	-
NY Rangers	-	-	-	-	-
Ottawa	-	-	-	-	-
Philadelphia	-	-	-	-	-
Pittsburgh	1	0	0	0	2
St. Louis	-	-	-	-	-
San Jose	-	-	-	-	-
Tampa Bay	-	-	-	-	-
Toronto	-	-	-	-	-
Vancouver	-	-	-	-	-
Vegas	-	-	-	-	-
Washington	-	-	-	-	-
Winnipeg	-	-	-	-	-



**CAREER: 2016-17:** Spent most of his first pro season with Providence/AHL where he ranked third among team defensemen in scoring with 6-26=32 totals in 70 games ... Recalled once to Boston, playing two scoreless games from Dec. 14-17, including his first NHL game on Dec. 14 in Pittsburgh ... **College:** Played four years of college hockey at Boston University with 26 goals and 69 assists for 95 points in 125 career college games ... Served as a captain in both his junior and senior seasons ... Earned First Team All-American and Hockey East First All-Star Team honors in both

2014-15 and 2015-16, becoming just the fifth defenseman in school history to earn two First Team All-American berths ... Had 19 multiple-point games as a Terrier, including a hat trick scored on Jan. 9, 2016 vs. UMass ... Had an 11-game college point streak from Feb. 13-Mar. 21, 2015 (9-9=18 totals) ... **Juniors:** Played two seasons with the U.S. National Development Team program in 2010-11 and 2011-12 with 2-19=21 totals in 60 games over that span ... **International:** Has represented Team USA on three occasions - the U-17 World Championships (1-5=6 totals in five games in 2011), U-18 World Junior Championships (0-1=1 totals in six games in 2012) and the U-20 World Junior Championships (2-4=6 totals in five games in 2014).

**TRANSACTIONS:** Boston's second pick (third round), 85th overall, in the 2012 NHL Entry Draft.



**ETC.:** Full name, Matthew Sean Grzelcyk ... Single ... His father, John, is a long-time member of the TD Garden bull gang ... Twitter, @Matt\_Grzelcyk5.

**CONTRACT STATUS:** Is in year two of a two-year entry level contract.

#### CAREER STATS

Season	Team	League	Regular Season											Playoffs						
			GP	G	A	PTS	PIM	PP	SH	GW	+/-		GP	G	A	PTS	PIM	PP	SH	GW
2009-10	Belmont Hill School	USHS	31	2	18	20	30	-	-	-	-		-	-	-	-	-	-	-	-
2010-11	US National Team Development Program	USHL	36	1	9	10	28	-	-	-	-		2	0	0	0	2	-	-	-
	US National Team Development Program	U-17	17	1	7	8	10	-	-	-	-		-	-	-	-	-	-	-	-
2011-12	US National Team Development Program	USHL	24	1	10	11	6	-	-	-	-		-	-	-	-	-	-	-	-
	US National Team Development Program	U-18	36	2	19	21	16	-	-	-	-		-	-	-	-	-	-	-	-
2012-13	Boston University Terriers	HE	38	3	20	23	26	-	-	-	-		-	-	-	-	-	-	-	-
2013-14	Boston University Terriers	HE	19	3	8	11	16	-	-	-	-		-	-	-	-	-	-	-	-
2014-15	Boston University Terriers	HE	41	10	28	38	36	-	-	-	-		-	-	-	-	-	-	-	-
2015-16	Boston University Terriers	HE	27	10	13	23	26	-	-	-	-		-	-	-	-	-	-	-	-
2016-17	Boston Bruins	NHL	2	0	0	0	2	0	0	0	Evns		-	-	-	-	-	-	-	-
	Providence Bruins	AHL	70	6	26	32	18	-	-	-	-		17	0	3	3	8	-	-	-
<b>NHL &amp; Boston Totals</b>			<b>2</b>	<b>0</b>	<b>0</b>	<b>0</b>	<b>2</b>	<b>0</b>	<b>0</b>	<b>0</b>	<b>Evns</b>		-	-	-	-	-	-	-	-

# DANTON HEINEN

Center | 6'1" | 193 lbs. | Shoots Left | Hometown: Langley, BC



# 43

**Born:**  
July 5, 1995 in  
Langley, BC

#### NHL FIRSTS:

Game.....Oct. 13, 2016 at CMB  
Goal.....None  
Assist/Point.....None

#### NHL SINGLE-GAME HIGHS:

Goals.....None  
Assists.....None  
Points.....None

#### NHL SINGLE-SEASON HIGHS:

Games.....8 (2016-17)  
Goals.....None  
Assists.....None  
Points.....None

#### NHL CAREER-BEST STREAKS:


Goal.....None  
Assist.....None  
Point.....None

NHL MULTI-GOAL GAMES.....0

NHL MULTI-POINT GAMES.....0

#### CAREER VS. NHL TEAMS

	GP	G	A	PTS	PIM
Anaheim	-	-	-	-	-
Arizona	-	-	-	-	-
Boston	-	-	-	-	-
Buffalo	-	-	-	-	-
Calgary	-	-	-	-	-
Carolina	-	-	-	-	-
Chicago	-	-	-	-	-
Colorado	-	-	-	-	-
Columbus	1	0	0	0	2
Dallas	-	-	-	-	-
Detroit	1	0	0	0	0
Edmonton	-	-	-	-	-
Florida	1	0	0	0	0
Los Angeles	-	-	-	-	-
Minnesota	1	0	0	0	0
Montreal	-	-	-	-	-
Nashville	-	-	-	-	-
New Jersey	1	0	0	0	0
NY Islanders	-	-	-	-	-
NY Rangers	-	-	-	-	-
Ottawa	-	-	-	-	-
Philadelphia	-	-	-	-	-
Pittsburgh	-	-	-	-	-
St. Louis	-	-	-	-	-
San Jose	-	-	-	-	-
Tampa Bay	-	-	-	-	-
Toronto	2	0	0	0	0
Vancouver	-	-	-	-	-
Vegas	-	-	-	-	-
Washington	-	-	-	-	-
Winnipeg	1	0	0	0	0



**CAREER: 2016-17:** Spent most of the season in Providence/AHL with two stints in Boston (Oct. 13-Nov. 2; Dec. 10-15) ... Played his first NHL game on Oct.13 vs. Columbus ... Did not dress (coach's decision) for four games ... Had 14-30=44 totals with 14 PIM in 64 games in two stints with Providence/AHL ... **2015-16:** Signed a pro contract on Apr. 11 at the conclusion of his college season and was assigned to Providence/AHL where he had two assists in two games ... Played his first pro game on Apr. 16 at Wilkes-Barre/Scranton and recorded his first pro points with two

assists on Apr. 17 at Bridgeport ... **College:** Played two seasons of college hockey at Denver University with 36 goals and 57 assists for 93 points in 81 career games with the Pioneers ... Earned NCHC Rookie of the Year and All-NCHC Second Team honors in 2014-15 as he led the conference in scoring with 16-29=45 totals in 40 games ... Was named NCHC Forward of the Year as well as to the All-NCHC First Team in 2015-16 and was a finalist for NCHC Player of the Year ... Led the team in scoring with 20-28=48 totals in 41 contests in 2015-16 and ended the season on an 18-game point streak (13-15=28 totals).

**TRANSACTIONS:** Boston's third pick (fourth round), 116th overall, in the 2014 NHL Entry Draft.



**ETC.:** Full name, Danton Rodney Heinen ... Single ... Enjoys fishing ... Twitter, @DHeinz43.

**CONTRACT STATUS:** Is in year two of a three-year entry level contract.

#### CAREER STATS

Season	Team	League	Regular Season										Playoffs						
			GP	G	A	PTS	PIM	PP	SH	GW	+/-	GP	G	A	PTS	PIM	PP	SH	GW
2013-14	Surrey Eagles	NCHL	57	29	33	62	8	-	-	-	-	6	2	5	7	2	-	-	-
2014-15	Denver University Pioneers	NCHC	40	16	29	45	10	-	-	-	-	-	-	-	-	-	-	-	-
2015-16	Denver University Pioneers	NCHC	41	20	28	48	10	-	-	-	-	-	-	-	-	-	-	-	-
	Providence Bruins	AHL	2	0	2	2	2	-	-	-	-	2	0	0	0	0	-	-	-
2016-17	Boston Bruins	NHL	8	0	0	0	2	0	0	0	-3	-	-	-	-	-	-	-	-
	Providence Bruins	AHL	64	14	30	44	14	-	-	-	-	17	9	9	18	0	-	-	-
<b>NHL &amp; Boston Totals</b>			<b>8</b>	<b>0</b>	<b>0</b>	<b>0</b>	<b>2</b>	<b>0</b>	<b>0</b>	<b>0</b>	<b>-3</b>	<b>-</b>	<b>-</b>	<b>-</b>	<b>-</b>	<b>-</b>	<b>-</b>	<b>-</b>	<b>-</b>




# JUSTIN HICKMAN

Right Wing | 6'2" | 224 lbs. | Shoots Right | Hometown: Kelowna, BC



60



**Born:**  
March 18, 1994 in  
Kelowna, BC

**CAREER: 2016-17:** Spent most of the season in Providence/AHL with 2-1=3 totals in 29 games ... Also played four scoreless contests in Atlanta/ECHL ... **2015-16:** Played his first full pro season with Boston's AHL affiliate in Providence ... Had 5-3=8 totals in 66 games and ranked second among team forwards with 65 penalty minutes ... **2013-14:** Signed an amateur try-out agreement with Bridgeport of the American Hockey League at the conclusion of his junior season, scoring one goal in five games with the Sound Tigers ... Played his first professional game on Apr. 11 at Albany and recorded his first pro point with a goal Apr. 13 vs. Springfield ... **Juniors:** Played five seasons of junior hockey with Seattle of the Western Hockey League with 55-77=132 totals and 466 penalty minutes in 285 career games with the Thunderbirds ... Served as the team captain in both of his last two seasons ... Enjoyed his best season in 2013-14 with 22-24=46 totals in 67 games with a team-high 154 penalty minutes ... Had 9-19=28 totals in just 31 games in 2014-15 before his junior career ended due to January shoulder surgery.

**TRANSACTIONS:** Signed by Boston as a free agent, Mar. 4, 2015.

**ETC.:** Full name, Justin Arthur Hickman ... Single ... Twitter, @jhick9.

**CONTRACT STATUS:** Is in year three of a three-year entry-level contract.



## CAREER STATS

Career Stats			Regular Season										Playoffs							
Season	Team	League	GP	G	A	PTS	PIM	PP	SH	GW	+/-	GP	G	A	PTS	PIM	PP	SH	GW	
2010-11	Seattle Thunderbirds	WHL	46	0	2	2	51	-	-	-	-	-	-	-	-	-	-	-	-	
2011-12	Seattle Thunderbirds	WHL	71	12	10	22	106	-	-	-	-	-	-	-	-	-	-	-	-	
2012-13	Seattle Thunderbirds	WHL	70	12	22	34	115	-	-	-	-	-	-	-	-	-	-	-	-	
2013-14	Bridgeport Sound Tigers	AHL	5	1	0	1	4	-	-	-	-	-	-	-	-	-	-	-	-	
	Seattle Thunderbirds	WHL	67	22	24	46	154	-	-	-	-	-	-	-	-	-	-	-	-	
2014-15	Seattle Thunderbirds	WHL	31	9	19	28	40	-	-	-	-	-	-	-	-	-	-	-	-	
2015-16	Providence Bruins	AHL	66	5	3	8	65	-	-	-	-	1	0	0	0	0	-	-	-	
2016-17	Providence Bruins	AHL	25	2	1	3	19	-	-	-	-	-	-	-	-	-	-	-	-	
	Atlanta Gladiators	ECHL	4	0	0	0	10	-	-	-	-	-	-	-	-	-	-	-	-	


# EMIL JOHANSSON



Defense | 6'0" | 189 lbs. | Shoots Left | Hometown: Vaxjo, SWE

36

**Born:**  
May 6, 1996 in  
Vaxjo, SWE



**CAREER: 2016-17:** Signed his entry-level contract with the Bruins on Mar. 24 and joined Providence/AHL on a pro tryout agreement for the remainder of the season ... Had one assist in six AHL regular season games and played one scoreless playoff contest ... Played his first pro game on Mar. 25 at Albany and recorded his first pro point in the next game with an assist on Mar. 26 in Hartford ... **Europe:** Played four seasons with HV 71 junior and senior teams before signing with Djurgardens of the Swedish Elite League for the 2016-17 season and recording career-high totals of seven goals and ten assists for 17 points in 49 games ... Had career elite league totals of 9-19=28 in 134 career games before coming to North America in March.

**TRANSACTIONS:** Boston's fifth pick (seventh round), 206th overall, in the 2014 NHL Entry Draft.

**ETC.:** Full name, Emil Olof Johansson ... Single.

**CONTRACT STATUS:** Is in year one of a three-year entry level contract.



## CAREER STATS

Season	Team	League	Regular Season										Playoffs						
			GP	G	A	PTS	PIM	PP	SH	GW	+/-	GP	G	A	PTS	PIM	PP	SH	GW
2012-13	HV 71 Junior	Sweden Jr.	1	1	1	2	0	-	-	-	-	-	-	-	-	-	-	-	-
	HV 71	U-18	32	5	12	17	14	-	-	-	-	-	-	-	-	-	-	-	-
2013-14	HV 71 Junior	Sweden Jr.	42	2	7	9	28	-	-	-	-	-	-	-	-	-	-	-	-
	HV 71	U-18	6	2	3	5	20	-	-	-	-	-	-	-	-	-	-	-	-
2014-15	HV 71	Sweden	35	0	1	1	12	-	-	-	-	6	0	0	0	4	-	-	-
	HV 71 Junior	Sweden Jr.	11	0	2	2	10	-	-	-	-	3	0	0	0	2	-	-	-
2015-16	HV 71 Junior	Sweden Jr.	2	1	2	3	4	-	-	-	-	-	-	-	-	-	-	-	-
	HV 71	Sweden	50	2	8	10	12	-	-	-	-	6	3	2	5	0	-	-	-
2016-17	Djurgardens	Sweden	49	7	10	17	26	-	-	-	-	3	0	0	0	4	-	-	-
	Providence Bruins	AHL	6	0	1	1	4	-	-	-	-	1	0	0	0	0	-	-	-



# ANTON KHUDOBIN

Goal | 5'11" | 195 lbs. | Catches Left | Hometown: Magnitogorsk, RUS



# 35

**Born:**  
**May 7, 1986 in**  
**Ust-Kamenogorsk, RUS**

#### NHL FIRSTS:

**Game**.....Feb. 4, 2010 vs EDM  
**Win**.....Feb. 4, 2010 vs EDM

#### NHL SINGLE-SEASON HIGHS:

**Games**.....36 (2013-14)  
**Wins**.....19 (2013-14)

#### NHL CAREER-BEST STREAKS:


**Win**.....6 (3x; last Feb. 11-Apr. 2, 2017)  
**Point**.....7 (6-0-1, Dec. 23, 2014-Feb. 3, 2015)

#### NHL SHUTOUTS, REGULAR SEASON.....5

(Jan. 16, 2011 vs VAN; 3/31/13 at BUF;  
Mar. 27, 2014 at FLA; Feb. 27, 2015 vs WSH;  
Nov. 7, 2015 at SJ)

#### CAREER VS. NHL TEAMS

	GP	W-L-O	GAA	SV%	SO
Anaheim	2	0-1-1	4.54	.845	0
Arizona	2	0-1-0	6.98	.821	0
Boston	2	1-0-1	1.40	.940	0
Buffalo	5	3-1-1	1.98	.928	1
Calgary	4	1-2-0	2.54	.907	0
Carolina	4	3-0-1	1.94	.927	0
Chicago	4	1-2-0	2.41	.920	0
Colorado	3	1-2-0	2.97	.870	0
Columbus	5	3-1-1	2.18	.927	0
Dallas	3	1-2-0	2.70	.918	0
Detroit	1	0-1-0	3.10	.880	0
Edmonton	5	2-2-0	2.59	.917	0
Florida	4	3-1-0	2.25	.938	1
Los Angeles	3	1-1-0	1.50	.950	0
Minnesota	3	1-2-0	3.02	.883	0
Montreal	4	0-4-0	3.54	.855	0
Nashville	4	1-1-0	2.61	.909	0
New Jersey	6	3-2-0	2.90	.874	0
NY Islanders	7	2-4-0	2.67	.909	0
NY Rangers	4	0-2-2	1.70	.949	0
Ottawa	6	5-0-1	1.81	.948	0
Philadelphia	6	4-2-0	2.97	.896	0
Pittsburgh	3	1-2-0	2.36	.929	0
St. Louis	2	1-0-0	2.86	.903	0
San Jose	3	2-1-0	0.98	.965	1
Tampa Bay	3	2-1-0	2.22	.913	0
Toronto	5	3-2-0	2.34	.911	0
Vancouver	3	2-0-0	1.29	.956	1
Vegas	-	-	-	-	-
Washington	8	4-3-1	2.59	.919	1
Winnipeg	2	0-2-0	2.54	.906	0



**CAREER:** Has a 5-3 record in NHL shootouts (4 goals allowed on 22 shots) ... Has faced two career penalty shots (no goals allowed) ... **2016-17:** Returned to Boston for his second stint with the team, playing in 16 games and dressing as backup for 38 contests ... Matched his previous career-high with a six-game win streak from Feb. 11-Apr. 2 ... Missed 15 games

with a hand injury ... Also had stretches in Providence, going 7-3-1 with two shutouts in 11 AHL games ... **2015-16:** Spent most of the season with Anaheim's AHL affiliate in San Diego with a 19-8-3 record and 2.46 goals against average in 31 games ... Ranked tied for fifth in the AHL with a .921 save percentage ... Had a 13-game point streak from Feb. 13-Mar. 19 with an 11-0-2 record in that span ... Began the season in Anaheim with a 3-3-0 record and 2.70 GAA in eight games before his Dec. 12 assignment to San Diego/AHL ... Recalled once more from Apr. 1-10, playing one game in relief with no decision ... Recorded his fifth career shutout with a 1-0 victory in San Jose on Nov. 7 ... Played his 100th NHL game in a relief appearance on Apr. 7 at Los Angeles ... **2014-15:** Recorded his fourth NHL shutout with a 3-0 win vs. Washington on Feb. 27 ... Tied his career-high with a six-game win streak from Dec. 23-Jan. 27 and established a career-best point streak from Dec. 23-Feb. 3 at 6-0-1 ... **2013-14:** Established career season-highs in games played and wins with a 19-14-1 record in 36 games and his .926 save percentage was a team single-season record ... Allowed two goals or less in 23 of his 36 games ... Had a career-best six-game win streak from Oct. 6-Jan. 9 ... Recorded his third career shutout with a 3-0 win in Florida on Mar. 27 ... Faced his first two career penalty shots, stopping both Washington's Alex Ovechkin on Jan. 2 and Pittsburgh's Brian Gibbons on Apr. 1 ... Missed 31 games with a lower body injury and had a two-game conditioning stint in Charlotte/AHL (1-1-0) from Dec. 29-30 ... **2012-13:** Began the season in Atlant Moscow/KHL during the NHL lockout with a 6-14-4 record and 2.96 GAA in 26 games ... Went 9-4-1 in 14 Boston games and dressed for 34 games as Tuukka Rask's backup in addition to all 22 post-season games as the Bruins advanced to the Stanley Cup Final ... Recorded his second NHL shutout with a 2-0 win in Buffalo on Mar. 31 ... **2011-12:** Spent most of the season in Providence/AHL where he went 21-19-3 with a 2.61 GAA in 44 games ... Recalled once to Boston on Apr. 2 where he remained for the rest of the season ... Played his first game as a Bruin with a 3-1 win in Ottawa on Apr. 5, making 44 saves in the victory ... Dressed as backup for two Boston games ... **2010-11:** Began the season in the Wild organization, spent mostly with their AHL affiliate in Houston ... Had a 19-12-1 record and one shutout with a 2.58 goals against average in 34 Aeros games ... Was recalled once to Minnesota from Jan. 8-20 with a 2-1-0 record and one no decision in four games played ... Notched his first NHL shutout making 32 saves in a 4-0 win vs. Vancouver on Jan. 16 ... Did not play for another three games during that recall before returning to Houston ... Was traded to Boston on Feb. 28 and assigned to Providence/AHL where he had a 9-4-1 record and 2.40 GAA in 16 games with one shutout ... Was recalled to Boston for the playoff run, but did not play a post-season game ... **2009-10:** Played most of the season in Houston/AHL

with a 14-19-4 record and 2.43 GAA in 40 Aeros games in addition to four shutouts ... Recalled once to Minnesota from Feb. 4-13, winning both of his appearances with an 0.86 GAA ... Notched his first NHL win with a 4-2 victory vs. Edmonton on Feb. 4 in a 9:33 relief appearance ... Won his first NHL start with a 2-1 win over the Flyers on Feb. 6 ... Did not play for two NHL games (coach's decision) before returning to Houston ... Played in the AHL All-Star Classic for the Planet/USA team ... **2008-09:** Split the season between Florida/ECHL and Houston/AHL ... Had an 18-10-1 record with four shutouts and a 2.71 GAA in 33 Everblades games ... Went 3-6-1 in ten AHL regular season games and had an 8-8 record and 2.70 post-season record for the Aeros, including two game seven victories ... **2007-08:** Was named the ECHL's Goaltender of the Year and notched a First Time ECHL All-Star berth as his 1.98 GAA led the league ... Lost just one ECHL game in regulation with a 20-1-4 record and three shutouts in 27 games ... Also played in 12 AHL games with a 2-2-1 mark and 1.99 GAA in those Houston contests ... **Europe:** Played one full season in the Russian Elite League with Magnitogorsk in 2006-07 ... Had played two seasons with that team's Division 3 club in 2003-04 and 2004-05 prior to playing his WHL junior season ... **Juniors:** Played one season of junior hockey in the Western Hockey League with Saskatoon ... Went 23-13-3 with four shutouts in 44 games ... **International:** Won consecutive Silver medals with Team Russia in both the 2005 and 2006 World Junior Championships and a Gold medal in the 2014 World Championships.

**TRANSACTIONS:** Minnesota's 11th pick (seventh round), 206th overall, in the 2004 NHL Entry Draft ... Traded to Boston by Minnesota for Jeff Penner and Mikko Lehtonen, Feb. 28, 2011 ... Signed as a free agent by Carolina, July 5, 2013 ... Traded to Anaheim by Carolina for James Wisniewski, June 27, 2015 ... Signed as a free agent by Boston, July 1, 2016.



# ANTON KHUDOBIN



**ETC:** Full name, Anton Khudobin ... Nickname, Dobby ... Single.

**CONTRACT STATUS:** Is in year two of a two-year contract with an NHL cap figure of \$1,200,000.



## CAREER STATS

Season	Team	League	GP	MINS	Regular Season					Playoffs					
					W-L-O	GA	GAA	SO	SV%	GP	MINS	W-L	GA	GAA	SO
2005-06	Saskatoon Blades	WHL	44	2362	23-13-3	114	2.90	4	-	10	685	4-6	32	2.80	0
2006-07	Magnitogorsk	Russia	16	618	NA	28	2.72	0	-	3	26	NA	1	2.30	0
2007-08	Houston Aeros	AHL	12	482	2-2-1	16	1.99	1	-	-	-	-	-	-	-
	Texas Wildcatters	ECHL	27	1549	20-1-4	51	1.98	3	-	9	547	5-4	20	2.19	1
2008-09	Houston Aeros	AHL	10	512	3-6-1	26	3.04	0	-	17	890	8-8	40	2.70	2
	Florida Everblades	ECHL	33	1706	18-10-1	77	2.71	4	-	-	-	-	-	-	-
2009-10	Minnesota Wild	NHL	2	69	2-0-0	1	0.87	0	.979	-	-	-	-	-	-
	Houston Aeros	AHL	40	2247	14-19-4	91	2.43	4	-	-	-	-	-	-	-
2010-11	Minnesota Wild	NHL	4	189	2-1-0	5	1.59	1	.942	-	-	-	-	-	-
	Houston Aeros	AHL	34	1883	19-12-1	81	2.58	1	-	-	-	-	-	-	-
	Providence Bruins	AHL	16	901	9-4-1	36	2.40	1	-	-	-	-	-	-	-
2011-12	Boston Bruins	NHL	1	60	1-0-0	1	1.00	0	.978	-	-	-	-	-	-
	Providence Bruins	AHL	44	2597	21-19-3	113	2.61	2	-	-	-	-	-	-	-
2012-13	Moscow Oblast Atlant	KHL	26	1500	6-14-4	74	2.96	1	-	-	-	-	-	-	-
	Boston Bruins	NHL	14	803	9-4-1	31	2.32	1	-	-	-	-	-	-	-
2013-14	Carolina Hurricanes	NHL	36	2084	19-14-1	80	2.30	1	.926	-	-	-	-	-	-
	Charlotte Checkers	AHL	2	119	1-1-0	6	3.03	0	-	-	-	-	-	-	-
2014-15	Carolina Hurricanes	NHL	34	1920	8-17-6	87	2.72	1	.900	-	-	-	-	-	-
2015-16	Anaheim Ducks	NHL	9	356	3-3-0	16	2.70	1	.909	-	-	-	-	-	-
	San Diego Gulls	AHL	31	1807	19-8-3	74	2.46	0	-	4	185	2-1	7	2.26	0
2016-17	Boston Bruins	NHL	16	885	7-6-1	39	2.64	0	.904	-	-	-	-	-	-
	Providence Bruins	AHL	11	626	7-3-1	28	2.69	2	-	-	-	-	-	-	-
<b>NHL Totals</b>			<b>116</b>	<b>6367</b>	<b>51-45-9</b>	<b>260</b>	<b>2.45</b>	<b>5</b>	<b>.916</b>	-	-	-	-	-	-
<b>Boston Totals</b>			<b>31</b>	<b>1748</b>	<b>17-19-2</b>	<b>71</b>	<b>2.44</b>	<b>1</b>	<b>.915</b>	-	-	-	-	-	-




# JOONA KOPPANEN



Center | 6'5" | 195 lbs. | Shoots Left | Hometown: Tampere, FIN

45

**Born:**  
February 25, 1998 in  
Tampere, FIN



**CAREER: Europe:** Has played the last two seasons with Ilves in Finland's junior division where he averaged over a point per game in that span with 32-48=80 totals in 78 career games ... Had career season-highs of 23 goals and 31 assists for 54 points in just 38 games in 2016-17.

**TRANSACTIONS:** Boston's fourth pick (fifth round), 135th overall, in the 2016 NHL Entry Draft.

**ETC.:** Full name, Joona Koppanen ... Single.

**CONTRACT STATUS:** Is in year one of a three-year entry level contract.



## CAREER STATS

Season	Team	League	Regular Season										Playoffs						
			GP	G	A	PTS	PIM	PP	SH	GW	+/-	GP	G	A	PTS	PIM	PP	SH	GW
2013-14	Ilves U-18	Finland U-18	11	4	4	8	0	-	-	-	-	4	0	2	2	0	-	-	-
2014-15	Ilves U-18	Finland U-18	38	25	32	57	20	-	-	-	-	3	0	3	3	14	-	-	-
2015-16	Ilves Junior	Finland Jr.	40	9	17	26	14	-	-	-	-	7	0	2	2	2	-	-	-
2016-17	Ilves Junior	Finland Jr.	38	23	31	54	18	-	-	-	-	6	2	4	6	2	-	-	-

# DAVID KREJCI

Center | 6'0" | 188 lbs. | Shoots Right | Hometown: Sternberk, CZE REP



# 46

**Born:**  
**April 28, 1986 in**  
**Sternberk, CZE REP**

#### NHL FIRSTS:

**Game**.....Jan. 30, 2007 at BUF  
**Goal**.....Feb. 26, 2008 vs OTT  
**Assist/Point**.....Oct. 6, 2007 at PHX

#### NHL SINGLE-GAME HIGHS:

**Goals**.....3 (3x; last Mar. 4, 2014 vs FLA)  
**Assists**.....3 (8x; last Mar. 15, 2014 vs CAR)  
**Points**.....4 (2-2=4, Apr. 1, 2016 at STL)

#### NHL SINGLE-SEASON HIGHS:

**Games**.....82 (2008-09, 2016-17)  
**Goals**.....23 (2011-12, 2016-17)  
**Assists**.....51 (2008-09)  
**Points**.....73 (2008-09)


#### NHL CAREER-BEST STREAKS:

**Goal**.....3 (5x; last 3-0=3, Oct. 12-17, 2015)  
**Assist**.....5 (2x; last 0-6=6, Mar. 3-11, 2011)  
**Point**.....11 (5-11=16, Dec. 17, 2011-Jan. 14, 2012)

**NHL MULTI-GOAL GAMES**.....12  
**NHL MULTI-POINT GAMES**.....128

#### CAREER VS. NHL TEAMS

	GP	G	A	PTS	PIM
Anaheim	13	1	7	8	6
Arizona	12	4	9	13	4
Boston	-	-	-	-	-
Buffalo	39	14	20	34	12
Calgary	11	3	9	12	2
Carolina	31	7	16	23	4
Chicago	12	3	2	5	4
Colorado	12	3	7	10	4
Columbus	16	2	12	14	6
Dallas	13	4	7	11	2
Detroit	21	6	12	18	12
Edmonton	12	3	7	10	10
Florida	38	10	20	30	8
Los Angeles	15	1	7	8	8
Minnesota	13	1	4	5	4
Montreal	44	5	23	28	30
Nashville	12	3	5	8	0
New Jersey	28	5	14	19	8
NY Islanders	32	10	17	27	12
NY Rangers	33	4	12	16	20
Ottawa	45	12	22	34	8
Philadelphia	31	7	24	31	10
Pittsburgh	30	9	11	20	8
St. Louis	13	3	10	13	6
San Jose	12	3	6	9	2
Tampa Bay	38	7	23	30	22
Toronto	49	14	29	43	20
Vancouver	11	2	5	7	4
Vegas	-	-	-	-	-
Washington	32	6	13	19	14
Winnipeg	27	5	16	21	16



**CAREER:** Has won one Stanley Cup championship (2011 with Boston) ... Has a 14/48 record in NHL shootouts (8 deciding goals) ... Has taken one career penalty shot (no goal) ... **2016-17:** Played in all 82 games for the second time in his career and was one of three Bruins to do so (Carlo, Moore) ... Hit the 20-goal plateau for the third time in his career as he tied

his previous career season-high with 23 ... Had ten multiple-point games with his season-high a 2-1=3 night on Mar. 8 vs. Detroit ... Had a four-game point streak from Feb. 22-28 (2-2=4 totals) and had points in three straight games on four other occasions ... Recorded his 500th NHL point with a goal on Jan. 14 vs. Philadelphia and played his 700th NHL game on Mar. 30 vs. Dallas ... Missed three of Boston's six playoff games with injuries ... **2015-16:** Led the team with 46 assists and tied for second in points with 63 ... Had 14 multiple-point games, including a career-high 2-2=4 night on Apr. 1 at St. Louis and two three-point efforts ... Had a nine-game point streak from Oct. 8-30 (7-8=15 totals), which was the longest by a Bruin from the start of a season since 1992-93 and included a three-game goal streak (Oct. 12-17, three goals) which matched his previous career-best goal streak ... Played his 600th NHL game on Feb. 20 at Dallas and recorded his 300th NHL assist on Oct. 30 at Florida ... Missed ten games with an upper body injury ... **2014-15:** Injuries limited him to 47 games, his lowest full-season total since breaking into the NHL to stay in 2007-08 ... Had six multiple-point games, all two-point contests ... Had a seven-game point streak from Oct. 15-28 (3-6=9 totals) and a five-game streak from Jan. 7-15 (1-5=6 totals) ... Scored the deciding shootout goal on Oct. 15 at Detroit ... Took three minor penalties for six minutes on Nov. 6 vs. Edmonton which was a career-high for PIMs in a game ... Recorded his 400th NHL point with an assist on Jan. 21 at Colorado ... Missed 35 games with injuries ... **2013-14:** Won his first outright team scoring title (shared the team lead in points in both 2009-10 with Patrice Bergeron and 2010-11 with Milan Lucic) ... Led the team in assists as well with his 50 assists tied for the second-highest season total of his career (51, 2008-09) ... Led the NHL with a +39 plus/minus rating which is the second time he has led the league in that category (+37 in 2008-09) ... It is the fourth time in the last six seasons that a Bruin has led the league in plus/minus ... Had 18 multiple-point games, including four three-point games ... Recorded his third career regular season hat trick on Mar. 4 vs. Florida ... Had a seven-game point streak from Oct. 12-26 (2-8=10 totals) ... Also had a six-game point streak from Dec. 21-Jan. 2 (3-4=7 totals) ... Scored the game-winning goal with .8 remaining in regulation time on Oct. 24 vs. San Jose which was Boston's first last-minute game-winner scored since Oct. 14, 2002 (Sergei Samsonov) ... Scored his 100th NHL goal on Dec. 31 vs. New York Islanders and played his 500th NHL game on Apr. 2 at Detroit ... Did not dress (coach's decision) for two games ... **2012-13:** Ranked tied for third in the NHL with five game-winning goals ... Had six multiple-point games with his season-high a 1-2=3 effort on Mar. 16 vs. Washington which tied his career-high for points in a game ... Had a five-game point streak from Jan. 23-31 (2-4-6 totals) ... Had two four-game point streaks as well, from Feb. 6-15 (2-3=5 totals) and Mar. 5-11 (1-4=5 totals) ... Scored one goal on four shootout shots with the

deciding goal on Mar. 11 at Ottawa ... Recorded his 200th NHL assist on Jan. 29 vs. New Jersey, played his 400th NHL game on Mar. 11 at Ottawa and registered his 300th NHL point with an assist on Mar. 16 vs. Washington ... Missed one game with a lower body injury (Mar. 19) which snapped his consecutive games-played streak at 109 regular season and playoff games ... Led the NHL in post-season scoring for the second time in a three-year span with career post-season highs of 9-17=26 totals ... Led the NHL in playoff assists and finished second in plus/minus rankings at +13 ... Had seven career playoff multiple-point games, including three three-point nights ... Scored his second career playoff hat trick on May 8 at Toronto with the third goal coming at 13:06 of overtime ... Had a career-best five-game playoff point streak from May 1-10 (5-6=11 totals) ... Played 24 games with Pardubice in the Czech Republic during the lockout with 16-11=27 totals ... **2011-12:** Hit the 20-goal mark for the second time in his career with a career season-high of 23 ... Had 17 multiple-point games, including his second career hat trick scored on Mar. 1 vs. New Jersey with the third goal coming in overtime ... Had a career-best 11-game point streak from Dec. 17-Jan. 14 (5-11=16 totals) which tied for the third-longest streak in the league during the season ... Played his 300th NHL game Oct. 8 vs. Tampa Bay ... Missed three games to injury ... Added 1-2=3 totals in seven playoff games with the points coming in consecutive games Apr. 21-22 ... **2010-11:** Tied for the team lead in points for the second straight season, but once again finished second in the club's scoring race with fewer goals scored ... His 49 assists were tied for tenth in the league in that category ... Had 17 multiple-point games, including three three-point games which matched his career-high for points in a game and two three-assist contests which matched his career-high for assists in a game ... Had a seven-game point streak from Mar. 3-17 (3-6=9 totals) and had two career-best five-game assist streaks, from Feb. 17-27 (1-7=8 totals) and Mar. 3-11 (1-6=7 totals) ... Took his first career fighting major Dec. 16 in Montreal vs. Mike Cammalleri ... Recorded his 200th NHL point with an assist Mar. 3 vs. Tampa Bay ... Missed seven games to injuries ... Led the NHL in post-season goals and points ... His 12 goals were the most ever in one playoff year by a Czech player and tied Slovakian Marian Gaborik's 2008 mark for a Czechoslovakian-born player ... Has five multiple-point games, including a career-high 2-2=4 night Apr. 30 vs. Philadelphia and his first career playoff hat trick May 25 at Tampa Bay ... That was the





# DAVID KREJCI



first playoff hat trick by a Bruin since Cam Neely on Apr. 25, 1991 vs. Montreal ... Had a four-game point streak from Apr. 30-May 6 (4-5=9 totals) ... Scored three game-winning goals in the Conference Semifinal vs. Philadelphia, including an overtime goal in game two, as he joined Mel Hill (1939 SF) and Roy Conacher (1939 F) as the only Bruins with three game-winning goals in one playoff series ... Added another in the Conference Final vs. Tampa Bay, tying Cam Neely's club record of four game-winning goals in one playoff year ... **2009-10:** Tied for the team lead in points with Patrice Bergeron, but finished second in the team's scoring race with two fewer goals ... Had 14 multiple-point games, all two-point efforts ... Had two four-game point streaks, from Mar. 11-16 (2-5=7 totals) and Mar. 23-29 (3-4=7 totals) ... Took his first career penalty shot on Feb. 2, unsuccessful vs. Washington's Jose Theodore ... Took 11 shootout shots and scored four goals, including a team-high three deciding tallies ... Scored the game-tying goal at 19:38 of the third period that sent the game into overtime on Oct. 24 at Ottawa ... Played his 200th NHL/Bruins game Feb. 11 in Tampa Bay and recorded his 100th NHL/Bruins assist Mar. 25 vs. Tampa Bay ... Missed three games to illness or injury, snapping his consecutive games played streak at 140 straight regular season games (158 including playoffs) dating back to his Providence recall on Dec. 30, 2007 ... Had 4-4=8 totals with 2 PIM in 9 playoff games before suffering a dislocated wrist on May 5 vs. Philadelphia in game three of the CSF series ... The injury required immediate surgery and he missed the remainder of the post-season ... Had one multiple-point game, a career-high for points in a playoff game with a 2-1=3 effort on Apr. 26 vs. Buffalo ... Had a four-game point streak from Apr. 26-May 5 with 3-3=6 totals in that span ... **2008-09:** Led the NHL in plus/minus at +37 ... Established career season-highs in assists (51) and points (73) and finished second in the team's scoring race ... Played in every game for the first time in his career ... Had 21 multiple-point games, including seven three-point efforts and his first career hat trick scored Dec. 18 vs. Toronto ... The three-point games tie his career-high for points in a game ... Had a ten-game point streak from Dec. 12-Jan. 1 (6-11=17 totals) ... Had a nine-game point streak from Nov. 19-Dec. 8 (5-10=15 totals) ... Scored one overtime goal, Jan. 27 vs. Washington ... Played his 100th NHL/Bruins game Jan. 1 vs. Pittsburgh and recorded his 100th NHL/Bruins point with an assist Apr. 12 at NY Islanders ... Went 1 for 3 in shootouts ... Was voted the Seventh Player Award winner by the fans as "that player who has performed beyond expectations" ... Added 2-6=8 totals in 11 playoff games, including two multiple-point playoff games ... Had a three-game playoff point streak with 1-3=4 totals from Apr. 20-May 1 ... **2007-08:** Had five multiple-point games with his season-high a 1-2=3 effort Mar. 29 vs. Ottawa ... Had a five-game point streak from Mar. 25-Apr. 2 (3-6=9 totals) ... Went 1 for 5 in shootouts ... Recorded his first NHL point with an assist Oct. 6 at Phoenix ... Scored his first NHL goal Feb. 26 vs. Ottawa ... Had scored a shootout goal prior to that on Feb. 19 at Carolina, but shootout tallies do not count in individual statistics ... Finished second in the team's playoff scoring race with 1-4=5 totals in seven post-season games, including two two-assist efforts ... Played his first NHL playoff game Apr. 10 in Montreal and scored his first NHL playoff goal/point Apr. 12 in Montreal ... Also played 25 games in Providence/AHL from Nov. 4-Dec. 30 with 7-21=28 totals and 19 PIM in 25 AHL Bruins games ... **2006-07:** Spent most of his first pro season in Providence/AHL where he led that team in

scoring with 31-43=74 totals and 47 PIM in 69 AHL Bruins games ... Recalled on three occasions to Boston - Jan. 30-Feb. 6 (0-0=0 totals in one game); Feb. 20-27 (0-0=0 totals in four games); and Mar. 8 (0-0=0 totals in one game) ... Played his first NHL game Jan. 30 in Buffalo ... Missed two games to a concussion ... Also led the AHL Bruins in playoff scoring with 3-13=16 totals and 22 PIM in 13 post-season games ... **Juniors:** Played two seasons of junior hockey with Gatineau of the Quebec Major Junior Hockey League with 49-95=144 totals and 85 penalty minutes in 117 career junior games ... Finished second in Gatineau's scoring race in 2005-06 with 27-54=81 totals and added 10-22=32 totals in 17 playoff games ... **Europe:** Played one season of junior hockey with Kladno in his native Czech Republic in 2003-04 with 23-37=60 totals in 50 games ... **International:** Played for the Czech Republic in two World Junior Championships, in 2005 (0-1=1 totals in seven games; bronze medal) and 2006 (3-3=6 totals in six games) and in two World Championships as well, in 2008 (0-0=0 totals in five games) and 2012 (3-4=7 totals in ten games; bronze medal) ... Also played for the Czech Republic in the 2010 Olympic Games in Vancouver (2-1=3 totals in 5 games, including an overtime goal) and the 2014 Olympic Games in Sochi (1-2=3 totals in five games).

**TRANSACTIONS:** Boston's first pick (second round), 63rd overall, in the 2004 NHL Entry Draft.

**ETC:** Full name, David Krejci ... Nickname, Krech ... Wife, Naomi; daughter, Elina ... His 12 post-season goals in 2011 were the most ever by a Czech player in one playoff year and are second only to Slovakian Marian Gaborik's 14 in 2014 for a Czechoslovakian-born NHLer ... Three of his 12 career multiple-goal games have been hat tricks.

**CONTRACT STATUS:** Is in year three of a six-year contract with an NHL cap figure of \$7,250,000.



## CAREER STATS

Season	Team	League	Regular Season										Playoffs							
			GP	G	A	PTS	PIM	PP	SH	GW	+/-		GP	G	A	PTS	PIM	PP	SH	GW
2003-04	Kladno Jr.	Cze Rep	50	23	37	60	37	-	-	-	-		-	-	-	-	-	-	-	-
2004-05	Gatineau Olympiques	QMJHL	62	22	41	63	31	-	-	-	-		10	2	7	9	10	-	-	-
2005-06	Gatineau Olympiques	QMJHL	55	27	54	81	54	-	-	-	-		17	10	22	32	24	-	-	-
2006-07	Boston Bruins	NHL	6	0	0	0	2	0	0	0	-3		-	-	-	-	-	-	-	-
	Providence Bruins	AHL	69	31	43	74	47	-	-	-	-		13	3	13	16	22	-	-	-
2007-08	Boston Bruins	NHL	56	6	21	27	20	1	1	0	-3		7	1	4	5	2	1	0	0
	Providence Bruins	AHL	25	7	21	28	19	-	-	-	-		-	-	-	-	-	-	-	-
2008-09	Boston Bruins	NHL	82	22	51	73	26	5	2	6	+37		11	2	6	8	2	0	0	1
2009-10	Boston Bruins	NHL	79	17	35	52	26	6	0	3	+8		9	4	4	8	2	2	0	0
2010-11	Boston Bruins	NHL	75	13	49	62	28	1	0	2	+23		25	12	11	23	10	2	0	4
2011-12	Boston Bruins	NHL	79	23	39	62	36	2	0	2	-5		7	1	2	3	4	1	0	0
2012-13	Pardubice	Cze Rep	24	16	11	27	22	-	-	-	-		-	-	-	-	-	-	-	-
	Boston Bruins	NHL	47	10	23	33	20	0	0	5	+1		22	9	17	26	14	1	0	2
2013-14	Boston Bruins	NHL	80	19	50	69	28	3	0	6	+39		12	0	4	4	4	0	0	0
2014-15	Boston Bruins	NHL	47	7	24	31	22	1	1	1	+7		-	-	-	-	-	-	-	-
2015-16	Boston Bruins	NHL	72	17	46	63	32	4	0	3	+4		-	-	-	-	-	-	-	-
2016-17	Boston Bruins	NHL	82	23	31	54	26	8	0	3	-12		3	0	0	0	0	0	0	0
<b>NHL &amp; Boston Totals</b>			<b>705</b>	<b>157</b>	<b>369</b>	<b>526</b>	<b>266</b>	<b>31</b>	<b>4</b>	<b>31</b>	<b>+96</b>		<b>96</b>	<b>29</b>	<b>48</b>	<b>77</b>	<b>38</b>	<b>7</b>	<b>0</b>	<b>7</b>

# TOREY KRUG

Defense | 5'9" | 180 lbs. | Shoots Left | Hometown: Livonia, MI



# 47

**Born:**  
**April 12, 1991 in**  
**Livonia, MI**

#### NHL FIRSTS:

**Game**..... Apr. 3, 2012 vs PIT  
**Goal**..... May 16, 2013 vs NYR (playoffs)  
**Assist**..... Apr. 5, 2012 at OTT

#### NHL SINGLE-GAME HIGHS:

**Goals**..... 2 (2x; last Jan. 4, 2014 vs WPG)  
**Assists**..... 3 (2x, last Feb. 26, 2017 vs DAL)  
**Points**..... 3 (5x; last 0-3=3, Feb. 26, 2017 vs DAL)

#### NHL SINGLE-SEASON HIGHS:

**Games**..... 81 (2015-16, 2016-17)  
**Goals**..... 14 (2013-14)  
**Assists**..... 43 (2016-17)  
**Points**..... 51 (2016-17)

#### NHL CAREER-BEST STREAKS:

**Goal**..... 3 (3-0=3, Jan. 10-14, 2017)  
**Assist**..... 5 (3x, last 0-5=5, Feb. 4-19, 2017)  
**Point**..... 5 (4x; last 1-5=6, Feb. 4-19, 2017)

**NHL MULTI-GOAL GAMES**..... 2  
**NHL MULTI-POINT GAMES**..... 28

#### CAREER VS. NHL TEAMS

	GP	G	A	PTS	PIM
Anaheim	8	0	3	3	5
Arizona	6	0	5	5	0
Boston	-	-	-	-	-
Buffalo	16	3	8	11	4
Calgary	8	1	2	3	0
Carolina	12	1	7	8	2
Chicago	8	1	5	6	2
Colorado	8	1	1	2	0
Columbus	12	1	5	6	2
Dallas	8	2	8	10	8
Detroit	17	3	6	9	6
Edmonton	7	2	3	5	0
Florida	17	2	8	10	2
Los Angeles	8	1	2	3	2
Minnesota	8	0	2	2	4
Montreal	18	0	6	6	25
Nashville	8	1	4	5	2
New Jersey	12	2	3	5	4
NY Islanders	12	1	2	3	13
NY Rangers	12	0	4	4	4
Ottawa	16	3	10	13	4
Philadelphia	11	1	8	9	4
Pittsburgh	13	1	3	4	2
St. Louis	8	2	6	8	2
San Jose	8	2	5	7	0
Tampa Bay	17	0	12	12	9
Toronto	17	3	5	8	2
Vancouver	8	1	2	3	0
Vegas	-	-	-	-	-
Washington	11	0	1	1	4
Winnipeg	8	3	2	5	6



**CAREER:** Has a 2/10 record in NHL shootouts ... **2016-17:** Established career season-highs in assists and points while tying his previous career season-high in games played ... Ranked 7th overall among NHL defensemen in points, fifth in assists and tied for third in power play points (25) by a blueliner ... Had ten multiple-point games with his season-high a three-assist effort on Feb. 26 at Dallas which tied his previous career-high for assists and points in a game ... Had two five-game assist and point streaks, matching his previous career season-highs in both, from Dec.22-31 (0-7=7 totals) and Feb.4-19 (1-5=6) ... Had three major penalties for fighting ... Recorded his 100th NHL assist on Nov. 22 vs. St. Louis and played his 300th NHL game on Feb. 19 at San Jose ... Missed the final regular season game and the six games of the first round series vs. Ottawa with a knee injury ... **2015-16:** Established career season-highs in games ... Had eight multiple-point games, including a three-assist night on Oct. 12 vs. Tampa Bay which was a career-high for assists in a game and a 1-2=3 effort on Apr. 7 vs. Detroit, both of which tied his previous career-high for points in a game ... Had two four-game assist and point streaks, from Feb. 20-26 and Mar. 8-15 (0-4=4 totals in each) ... 18 of his 40 assists came on the power play ... Played his 200th NHL game Jan. 11 at NY Rangers and recorded his 100th NHL point with an assist Dec. 29 vs. Ottawa ... **2014-15:** Had four multiple-point games with his season-high a 1-2=3 effort Oct. 21 vs. San Jose which tied his previous career-high for assists and points in a game ... Had a career-best five-game assist streak from Jan. 7-15 (0-7=7 totals) which matched his previous career-best point streak, and had points in three straight games on five other occasions ... Played his 100th NHL game Nov. 22 vs. Montreal and had his first NHL fight in that game vs. Alex Galchenyuk ... Missed four games with a broken finger, which were the first games missed due to injury in his NHL career ... **2013-14:** Played his first full NHL season with a career season-high in goals ... Became just the fifth rookie defenseman in team history to score ten-or-more goals in a season and finished with the third-highest such total with 14 (Ray Bourque, 17 in 1979-80; Greg Hawgood, 16 in 1988-89) ... Finished fourth in the NHL's rookie scoring race and led all rookie defensemen ... Led all NHL rookies in power play assists (13) and points (19) while tying for second in power play goals (6) ... Had six multiple-point games with his season-high a 2-1=3 effort on Jan. 4 vs. Winnipeg ... Had a five-game point streak from Nov. 5-14 (2-3=5 totals) ... Scored the overtime goal on Nov. 25 vs. Pittsburgh, becoming the first rookie defenseman in club history to score in the extra session ... Scored his first NHL regular season goal on Oct. 5 vs. Detroit ... Did not dress (coach's decision) for three games ... Led the team in post-season scoring with 2-8=10 totals in 12 games played ... Had two multiple-point games with two-assist efforts each Apr. 20 vs. Detroit and Apr. 26 vs. the Red Wings ... Had a five-game playoff point streak from Apr. 24-May 6 (2-4=6 totals) ... **2012-13:** Spent most of the season in Providence/AHL and led Providence defensemen and was fifth overall in that team's scoring race with 13-32=45 totals and 37 PIM in 63 AHL games ... Recalled once during the regular season to Boston (Mar. 27-29) and played his lone Boston game on Mar. 27 vs. Montreal with an assist in that

contest ... Played his first NHL playoff game on May 16 vs. NY Rangers and scored his first NHL playoff goal in that game ... Recorded his first NHL playoff assist on May 19 vs. NY Rangers ... Scored goals in each of his first two playoff games, becoming the fourth Bruin in club history to do so ... Had one multiple-point playoff game, a 1-1=2 effort on May 19 vs. NY Rangers ... Had points in consecutive playoff games twice, May 16-19 (2-1=3 totals) and May 23-25 (2-0=2 totals) ... **2011-12:** Signed with the Bruins on Mar. 25 at the conclusion of his junior season in college, foregoing his senior season eligibility ... Played his first NHL game Apr. 3 vs. Pittsburgh and recorded his first NHL point with an assist Apr. 5 in Ottawa ... Did not dress for six games (coach's decision) ... **College:** Played three seasons at Michigan State University, serving as a captain in both his sophomore and junior seasons ... Had 26-57=83 totals with 177 penalty minutes in 114 career college games ... Was named to the CCHA All-Rookie Team in 2009-10 and earned CCHA First Team All-Star berths in both 2010-11 and 2011-12 ... Named the CCHA Player of the Year in 2011-12, was an NCAA West First Team All-American and a finalist for the Hobey Baker Award as the nation's top college player as well ... Had college career-highs in all categories in 2011-12 with 12-22=34 totals and was the first defenseman since 1986-87 to lead the CCHA in scoring, as he shared the title with Notre Dame's T. J. Tynan ... **International:** Won a Bronze medal with Team USA at the 2015 World Championships (2-3=5 totals in 10 games, leading team defensemen).

**AWARDS:** NHL All-Rookie Team (2013-14)

**TRANSACTIONS:** Signed by Boston as a free agent, Mar. 25, 2012.





# TOREY KRUG



**ETC:** Full name, Torey Steven Krug ... Nicknames, Kruger, T.K., Freddy ... Wife Melanie ... Was the tenth player in Bruins history to score a playoff goal before scoring a regular season tally when he netted his first in the 2013 post-season and was the second to do so in those playoffs (Matt Bartkowski) ... Was the first rookie defenseman in NHL history to score four goals in his first five post-season games ... Is the only rookie defenseman in team history to score an overtime goal ... Twitter, @ToreyKrug.

**CONTRACT STATUS:** Is in year two of a four-year contract with an NHL cap figure of \$5,250,000.



CAREER STATS			Regular Season											Playoffs						
Season	Team	League	GP	G	A	PTS	PIM	PP	SH	GW	+/-	GP	G	A	PTS	PIM	PP	SH	GW	
2008-09	Indiana Ice	USHL	59	10	37	47	50	-	-	-	-	13	1	6	7	13	-	-	-	
2009-10	Michigan State University Spartans	CCHA	38	3	18	21	67	-	-	-	-	-	-	-	-	-	-	-	-	
2010-11	Michigan State University Spartans	CCHA	38	11	17	28	59	-	-	-	-	-	-	-	-	-	-	-	-	
2011-12	Michigan State University Spartans	CCHA	38	12	22	34	51	-	-	-	-	-	-	-	-	-	-	-	-	
2012-13	Boston Bruins	NHL	2	0	1	1	0	0	0	0	Evn	-	-	-	-	-	-	-	-	
	Boston Bruins	NHL	1	0	1	1	0	0	0	0	-1	15	4	2	6	0	3	0	0	
	Providence Bruins	AHL	63	13	32	45	37	-	-	-	-	7	0	3	3	2	-	-	-	
2013-14	Boston Bruins	NHL	79	14	26	40	28	6	0	2	+18	12	2	8	10	6	1	0	0	
2014-15	Boston Bruins	NHL	78	12	27	39	20	2	0	0	+13	-	-	-	-	-	-	-	-	
2015-16	Boston Bruins	NHL	81	4	40	44	33	1	0	1	+9	-	-	-	-	-	-	-	-	
2016-17	Boston Bruins	NHL	81	8	43	51	37	6	0	1	-10	-	-	-	-	-	-	-	-	
NHL & Boston Totals			322	38	138	176	118	15	0	4	+29	27	6	10	16	6	4	0	0	

# SEAN KURALY

Center | 6'2" | 212 lbs. | Shoots Left | Hometown: Dublin, OH



# 52

**Born:**  
**January 20, 1993 in**  
**Lewiston, NY**

#### NHL FIRSTS:

**Game**.....Nov. 3, 2016 at TB  
**Goal**.....Apr. 21, 2017 vs OTT (Playoffs)  
**Assist/Point**.....Apr. 2, 2017 at CHI

#### NHL SINGLE-GAME HIGHS:

**Goals**.....None (Regular Season)  
**Assists**.....1 (Apr. 2, 2017 at CHI)  
**Points**.....1 (0-1=1, Apr. 2, 2017 at CHI)

#### NHL SINGLE-SEASON HIGHS:

**Games**.....8 (2016-17)  
**Goals**.....None (Regular Season)  
**Assists**.....1 (2016-17)  
**Points**.....1 (2016-17)

#### NHL CAREER-BEST STREAKS:

**Goal**.....None (Regular Season)  
**Assist**.....1 (0-1-1, Apr. 2, 2017)  
**Point**.....1 (0-1=1, Apr. 2, 2017)

**NHL MULTI-GOAL GAMES**.....0


**NHL MULTI-POINT GAMES**.....0

**ETC.:** Full name, Sean Matthew Kuraly ... Single ... Enjoys golf and tennis ... His father, Rick, also played hockey at Miami University and remains that program's all-time leading goal scorer ... Graduated from Miami with a degree in Business Management and Leadership ... Was the seventh rookie in Bruins history to score a playoff overtime goal, joining Mel Hill (1939), Don Gallinger (1943), Ab DeMarco (1943), Ted Donato (1992), Patrice Bergeron (2004) and Matt Fraser (2014). ... Twitter, @kural9.

**CONTRACT STATUS:** Is in year two of a two-year entry level contract.

#### CAREER VS. NHL TEAMS

	GP	G	A	PTS	PIM
Anaheim	-	-	-	-	-
Arizona	-	-	-	-	-
Boston	-	-	-	-	-
Buffalo	-	-	-	-	-
Calgary	-	-	-	-	-
Carolina	-	-	-	-	-
Chicago	1	0	1	1	0
Colorado	1	0	0	0	0
Columbus	-	-	-	-	-
Dallas	-	-	-	-	-
Detroit	-	-	-	-	-
Edmonton	-	-	-	-	-
Florida	-	-	-	-	-
Los Angeles	-	-	-	-	-
Minnesota	1	0	0	0	2
Montreal	-	-	-	-	-
Nashville	-	-	-	-	-
New Jersey	-	-	-	-	-
NY Islanders	-	-	-	-	-
NY Rangers	-	-	-	-	-
Ottawa	1	0	0	0	0
Philadelphia	-	-	-	-	-
Pittsburgh	-	-	-	-	-
St. Louis	1	0	0	0	0
San Jose	-	-	-	-	-
Tampa Bay	2	0	0	0	0
Toronto	-	-	-	-	-
Vancouver	-	-	-	-	-
Vegas	-	-	-	-	-
Washington	-	-	-	-	-
Winnipeg	1	0	0	0	0



**CAREER: 2016-17:** Spent most of the season in Providence/AHL with four recalls to Boston - from Nov. 1-4, Nov. 11-24, Mar. 19-20, and Apr. 1-remainder of season ... Played his first NHL game on Nov. 3 at Tampa Bay and recorded his first NHL point with an assist on Apr. 2 at Chicago ... Did not dress (coach's decision) for three games ... Scored two goals in four games vs. Ottawa in the playoffs ... Played his first NHL playoff game on Apr. 12 in Ottawa and scored his first two NHL goals on Apr. 21 in Ottawa in game five, with the first tying the score and sending the game into overtime and the second ending the 12th-longest game in Bruins history at 10:19 of the second overtime ... Was the seventh rookie in Bruins history to score a playoff overtime goal ... Had 14-23=26 totals with 37 PIM in 54 games with Providence ... **College:** Played four seasons of college hockey at Miami (OH) University with 43 goals and 50 assists for 93 points in 154 career college games ... Named NCHC Defensive Forward of the Year and Honorable Mention All-NCHC honors in 2015-16 ... Earned NCHC Academic All-Conference Team honors in both 2013-14 and 2015-16 ... Had a school-record nine game-winning goals in 2014-15 ... **Juniors:** Played two seasons of junior hockey prior to attending Miami with the Indiana Ice of the USHL with 40 goals and 59 assists for 99 points in 105 career games ... Earned Second Team All-USHL honors in his final season in 2011-12 ... **International:** Won a Gold medal with Team USA at the 2013 World Junior Championships (1-2=3 totals in seven games).

**TRANSACTIONS:** San Jose's third pick (fifth round), 133rd overall, in the 2011 NHL Entry Draft ... Acquired from San Jose by Boston with 2016 first round draft pick (Trent Frederic) for Martin Jones, June 30, 2015.



#### CAREER STATS

Season	Team	League	Regular Season										Playoffs							
			GP	G	A	PTS	PIM	PP	SH	GW	+/-	GP	G	A	PTS	PIM	PP	SH	GW	
2010-11	Indiana Ice	USHL	51	8	21	29	45	-	-	-	-	5	1	1	2	4	-	-	-	
2011-12	Indiana Ice	USHL	54	32	38	70	48	-	-	-	-	6	3	3	6	4	-	-	-	
2012-13	Miami (OH) University RedHawks	CCHA	40	6	6	12	41	-	-	-	-	-	-	-	-	-	-	-		
2013-14	Miami (OH) University RedHawks	NCHC	38	12	17	29	59	-	-	-	-	-	-	-	-	-	-	-		
2014-15	Miami (OH) University RedHawks	NCHC	40	19	10	29	38	-	-	-	-	-	-	-	-	-	-	-		
2015-16	Miami (OH) University RedHawks	NCHC	36	6	17	23	39	-	-	-	-	-	-	-	-	-	-	-		
2016-17	Boston Bruins	NHL	8	0	1	1	2	0	0	0	-1	4	2	0	2	4	0	0	1	
	Providence Bruins	AHL	54	14	12	26	37	-	-	-	-	6	0	1	1	23	-	-	-	
NHL & Boston Totals			8	0	1	1	2	0	0	0	-1	4	2	0	2	4	0	0	1	




# JEREMY LAUZON



Defense | 6'2" | 196 lbs. | Shoots Left | Hometown: Val d'Or, QBC

# 79



**Born:**  
April 28, 1997 in  
Val d'Or, QBC

**CAREER: Juniors:** Has played four seasons of junior hockey in the Quebec Major Junior Hockey League with Rouyn-Noranda with 35 goals and 95 assists for 130 points and 282 penalty minutes in 200 career junior games ... Led club defensemen in scoring with 10-40=50 totals in 46 games in 2015-16 with his assist total that year more than his previous single-season high in points ... Suffered a neck laceration when cut with a skate in an April, 2016 game but returned to play the Huskies' final nine post-season games as they advanced to the Memorial Cup Final where they fell to London ... Added 1-7=8 totals in those nine playoff contests ... Earned Second Team QMJHL All-Star honors in 2015-16 ... Had 5-23=28 totals in 39 games in 2016-17 and finished third in the club's playoff scoring race with 5-9=14 totals in 13 post-season games in 2017.

**TRANSACTIONS:** Boston's sixth pick (second round), 52nd overall, in the 2015 NHL Entry Draft.

**ETC.:** Full name, Jeremy Lauzon ... Single ... Twitter, @jeremylauzon21.

**CONTRACT STATUS:** Is in year one of a three-year entry level contract.



## CAREER STATS

Season	Team	League	Regular Season										Playoffs						
			GP	G	A	PTS	PIM	PP	SH	GW	+/-	GP	G	A	PTS	PIM	PP	SH	GW
2013-14	Rouyn-Noranda Huskies	QMJHL	55	5	11	16	64	-	-	-	-	9	2	2	4	4	-	-	-
2014-15	Rouyn-Noranda Huskies	QMJHL	60	15	21	36	88	-	-	-	-	-	-	-	-	-	-	-	-
2015-16	Rouyn-Noranda Huskies	QMJHL	46	10	40	50	80	-	-	-	-	9	1	7	8	8	-	-	-
2016-17	Rouyn-Noranda Huskies	QMJHL	39	5	23	28	50	-	-	-	-	13	5	9	14	22	-	-	-

# BRAD MARCHAND

Left Wing | 5'9" | 183 lbs. | Shoots Left | Hometown: Hammonds Plains, NS



# 63

**Born:**  
**May 11, 1988 in**  
**Halifax, NS**

#### NHL FIRSTS:

**Game**.....Oct. 21, 2009 vs NSH  
**Goal**.....Nov. 3, 2010 at BUF  
**Assist/Point**.....Oct. 21, 2009 vs NSH

#### NHL SINGLE-GAME HIGHS:

**Goals**.....3 (2x; last Mar. 13, 2017 at VAN)  
**Assists**.....3 (4x; last Jan. 14, 2017 vs. PHI)  
**Points**.....5 (3x; last 2-3=5, Jan. 14, 2017 vs. PHI)

#### NHL SINGLE-SEASON HIGHS:

**Games**.....82 (2013-14)  
**Goals**.....39 (2016-17)  
**Assists**.....46 (2016-17)  
**Points**.....85 (2016-17)

#### NHL CAREER-BEST STREAKS:

**Goal**.....7 (8-0=8, Feb. 2-14, 2016)  
**Assist**.....4 (4x; last 0-5=5, Mar. 13-20, 2017)  
**Point**.....7 (8-3=11, Feb. 2-14, 2016)

**NHL MULTI-GOAL GAMES**.....30  
**NHL MULTI-POINT GAMES**.....76

#### CAREER VS. NHL TEAMS

	GP	G	A	PTS	PIM
Anaheim	9	1	1	2	8
Arizona	11	6	5	11	8
Boston	-	-	-	-	-
Buffalo	35	16	12	28	26
Calgary	9	6	1	7	8
Carolina	22	8	2	10	20
Chicago	10	4	7	11	6
Colorado	9	3	3	6	8
Columbus	13	3	5	8	16
Dallas	9	6	7	13	6
Detroit	21	9	7	16	14
Edmonton	11	5	5	10	13
Florida	29	16	11	27	35
Los Angeles	12	9	3	12	8
Minnesota	10	2	2	4	6
Montreal	31	4	12	16	47
Nashville	10	4	4	8	13
New Jersey	24	5	6	11	16
NY Islanders	23	4	11	15	14
NY Rangers	24	4	6	10	18
Ottawa	34	11	10	21	26
Philadelphia	25	9	10	19	22
Pittsburgh	24	7	7	14	29
St. Louis	9	6	2	8	2
San Jose	11	4	3	7	6
Tampa Bay	26	8	12	20	56
Toronto	33	12	15	27	24
Vancouver	10	6	1	7	23
Vegas	-	-	-	-	-
Washington	23	7	7	14	27
Winnipeg	17	7	5	12	10



**CAREER:** Has won one Stanley Cup championship (2011 with Boston) ... Has a 7/27 record in NHL shootouts (one deciding goal) ... Has taken five career penalty shots (four goals) ... Has played in one NHL All-Star Game (2017) ... **2016-17:** Was named to the NHL's First All-Star Team, becoming only the second Bruin in history to earn that honor at left wing (John

Bucyk) ... Led the team in goals and penalty minutes for the third straight season and won his second team scoring title with career season-highs in goals, assists, and points ... Tied for fourth overall in the NHL in goals and finished sixth in the Art Ross scoring race ... Tied for third in shorthanded goals (3) and second in shorthanded points (5) ... Also tied for third in the league in game-winning goals (8) ... Was the first Bruin with consecutive 30-goal seasons since Glen Murray in 2002-03 and 2003-04 ... Had 19 multiple-point games, including matching his previous career-high for points in a game with 2-3=5 efforts each on Oct.13 at Columbus and Jan. 14 vs. Philadelphia ... Also scored his second career hat trick in a 3-1=4 night on Mar. 13 at Vancouver ... Had a six-game point streak from Jan. 24-Feb. 9 (7-5=12 totals) ... Also had two five-game point streaks and was held without a point in three straight games just once ... Scored a penalty shot goal on Florida's Roberto Luongo on Nov. 1 ... Scored an overtime goal on Feb. 19 at San Jose ... Recorded his 300th NHL point with a penalty shot goal on Nov. 1 at Florida and played his 500th NHL game on Jan. 14 vs. Philadelphia ... Played in his first NHL All-Star Game on Jan. 29 at Los Angeles ... Missed the final two games of the season with an NHL-imposed suspension for a spearing incident Apr. 4 vs. Tampa Bay ... Tied for the team post-season scoring lead with 1-3=4 totals in six games ... Had one multiple-point playoff game, a two-assist effort on Apr. 23 vs. Ottawa ... Scored the goal on Apr.12 in Ottawa with the game-winning tally at 17:27 of the third period of game one ... **2015-16:** Hit the 20-goal mark for the fifth time in his career and set career season-highs in goals and points with his first 30+ goal campaign ... Led the team in both goals and penalty minutes for the second straight season, becoming the first Bruin to do so in multiple years ... Finished sixth in the NHL in goals and tied for third among all players in both shorthanded goals (four) and shorthanded points (six) ... Had 14 multiple-point games with his season-highs a 1-2=3 effort on Feb. 11 at Winnipeg and 2-1=3 night on Feb. 20 at Dallas ... Had a career-best seven-game goal and point streak from Feb. 2-14 (8-3=11 totals) and also had two six-game point streaks, from Oct. 17-31 (5-4=9 totals) and Jan. 15-25 (5-1=6 totals) ... 18 of his 37 goals gave the Bruins a lead in a game, including ten first goals of game, and another six tied the score in a game ... Took two penalty shots, scoring shorthanded on Calgary's Karri Ramo on Dec. 4 and becoming the first Bruin to win an overtime game with a penalty shot goal vs. Buffalo's Robin Lehner on Feb. 6 ... Scored the fastest goal from the start of a game or period in team history with a strike just 0:08 into the Feb. 14 contest in Detroit ... Played his 400th NHL game Dec. 5 at Vancouver ... Missed two games with a concussion and served a three-game league-imposed suspension from Jan. 1-8 ... **2014-15:** Hit the 20-goal mark for the fourth time in his career ... Led the team in goals (24) and penalty minutes (95), becoming just the fourth player in Bruins history to

lead the club in both categories (Jimmy Herberts, 1924-25; Rick Tocchet, 1995-96; Joe Thornton, 1999-2000) ... Had eight multiple-point games, with his season-high a 2-1=3 night on Oct. 30 at Buffalo ... Had three four-game point streaks, from Oct. 30-Nov. 6 (4-3=7 totals), Feb. 16-22 (2-2=4 totals) and a goal and point streak from Feb. 28-Mar. 8 (5-1=6 totals) which matched his previous career-high goal streak ... Scored three overtime goals - on Oct. 30 at Buffalo, Nov. 4 vs. Florida and on Mar. 7 vs. Philadelphia (when he also scored the game-tying goal at 19:45 of the third period) ... 14 of his 24 goals gave the Bruins the lead in a game, including ten first goals of game, and another four tied the score within a contest ... Scored his 100th NHL goal on Dec. 6 at Arizona, recorded his 100th NHL assist on Nov. 15 vs. Carolina and registered his 200th NHL point with an assist on Dec. 4 at San Jose ... Served a two-game NHL-imposed suspension from Jan. 17-20 for an incident on Jan. 15 vs. NY Rangers and missed three games with an injury ... **2013-14:** Tied for the NHL lead with five shorthanded goals ... Finished third in the NHL with a +36 plus/minus rating ... Played in every game for the first time in his career ... Reached the 20-goal mark for the third time in his career with his second-highest season total (28, 2011-12) ... Had 11 multiple-point games with his season-high a 1-3=4 effort on Jan. 27 at NY Islanders ... Had a six-game point streak, which matched his previous career-high, from Jan. 14-27 (7-5=12 totals) ... Included in that was a career-best four-game goal streak from Jan. 14-20 (six goals) ... Played his 300th NHL/Bruins game on Apr. 13 at New Jersey ... Had two multiple-point playoff games with two-assist efforts each May 1 and May 3 vs. Montreal ... Had a three-game playoff assist streak from May 1-6 (five assists) ... **2012-13:** Took his first team scoring title with 36 points in 45 games ... Ranked tied for third in the league with five game-winning goals, tied for seventh with a +23 plus/minus rating and was sixth overall in shooting percentage at 19.8% ... Had seven multiple-point games with his season-high a three-assist night Mar. 3 vs. Montreal which was a career-high for assists





# BRAD MARCHAND



in a game ... Had three four-game point streaks, from Jan. 21-28 (3-1=4 totals); Feb. 17-26 (3-2=5 totals); and Mar. 2-7 (2-5=7 totals) ... Took his second career penalty shot on Mar. 5 at Washington, a successful shorthanded attempt vs. Braden Holtby ... Was plus or even in 40 of his 45 games ... Scored two goals on six shootout shots, including the deciding goal on Jan. 29 vs. New Jersey ... Recorded his 100th NHL point with an assist on Jan. 25 vs. NY Islanders and played his 200th NHL game on Mar. 19 at Winnipeg ... Missed three games to injuries ... Had three multiple-point playoff games, all two-point efforts including two goals June 3 at Pittsburgh ... Had two three-game post-season point streaks, from May 13-19 (2-3=5 totals) and June 3-7 (2-2=4 totals) ... Scored the overtime goal in game one of the CSF series vs. NY Rangers on May 16 ... **2011-12:** Enjoyed his second straight 20+ goal season with his 28 goals ranking second on the team ... Ranked fifth overall in the NHL with a +31 rating ... Had 11 multiple-point games, including his first career hat trick in a career-high 3-2=5 effort Dec. 23 vs. Florida ... Had a career-best six-game point streak from Nov. 1-15 (4-5=9 totals) ... Played his 100th NHL game on Oct. 10 vs. Colorado ... Missed one game with an illness and five to an NHL-imposed suspension ... **2010-11:** Started the season on an NHL roster for the first time in his third pro season ... Became the first Boston rookie to hit the 20-goal mark since Blake Wheeler scored 21 in 2008-09 ... Tied for third in the NHL with five shorthanded goals ... Had six multiple-point games, including a 2-2=4 night Jan. 22 in Colorado ... Had three four-game point streaks - from Nov. 3-10 (2-3=5 totals); Jan. 8-13 (3-2=5 totals); and Mar. 27-Apr. 2 (2-3=5 totals) ... Took his first career penalty shot on Mar. 8 in Montreal, unsuccessful vs. Carey Price ... Scored his first NHL goal in his first NHL multiple-point game, a 1-1=2 effort Nov. 3 in Buffalo ... Missed three games to injury and served a two-game NHL-imposed suspension from Mar. 17-19 ... Led all NHL rookies in post-season goals, assists and points in addition to plus/minus while setting a club record for goals by a rookie in one playoff year ... Had four multiple-point games, including career-high 2-1=3 efforts each Apr. 30 at Philadelphia and June 15 in Vancouver in game seven of the Stanley Cup Final ... Had a five-game playoff point streak from Apr. 27-May 6 (4-3=7 totals) ... Played his first NHL playoff game on Apr. 14 vs. Montreal, recorded his first NHL playoff point with an assist Apr. 16 vs. Montreal and scored his first NHL playoff goal Apr. 23 vs. Montreal ... **2009-10:** Split the season between Boston and Providence where he had 13-19=32 totals with 51 PIM in 34 AHL Bruins games ... Was given the Fan Appreciation Award as voted by the Providence fans ... Recalled twice to Boston,

from Oct. 18-Nov. 19 and Mar. 5-end of season ... His longest games-played stretch in Boston was a nine-game span from Oct. 21-Nov. 7 ... Played his first NHL and Bruins game Oct. 21 vs. Nashville with his first NHL and Bruins point assist in that game ... Did not dress for 13 Boston games (coach's decision) ... **2008-09:** Played his first professional season with Boston's AHL affiliate in Providence ... Had 18-41=59 totals with 67 penalty minutes in 79 regular season games and added 7-8=15 totals and 26 PIM in 16 AHL playoff games ... The 59 points were second among all AHL rookies and he was named the team's top rookie ... **Juniors:** Played four seasons of junior hockey in the Quebec Major Junior Hockey League with Moncton, Val d'Or and Halifax ... Had 102-146=248 totals with 319 penalty minutes in 245 career junior games ... Won a QMJHL championship with Moncton in 2006 ... Finished third in the Val d'Or scoring race in 2006-07 with career-high 33-47=80 totals ... Led the QMJHL in playoff scoring in 2007 with 16-24=40 totals in 20 Val d'Or post-season games ... Split the 2007-08 season between Val d'Or and Halifax and finished second in the Mooseheads scoring race with 73 combined points ... Added 3-16=19 totals in 14 playoff games in 2008 ... **International:** Played for Team Canada in two World Junior Championships, winning Gold medals in both 2007 (2-0=2 totals and 2 PIM in six games) and 2008 (4-2=6 totals and 4 PIM in seven games) ... Won a Gold medal with Team Canada at the 2016 World Cup of Hockey, where he was second in that tournament's scoring with 5-3=8 totals in six games, including scoring the clinching goal while shorthanded with 43.1 seconds remaining in regulation in the championship game.

**AWARDS:** NHL First All-Star Team (2016-17).

**TRANSACTIONS:** Boston's fourth pick (third round), 71st overall, in the 2006 NHL Entry Draft.

**ETC:** Full name, Bradley Kevin Marchand ... Nicknames, Marshy, Marchy, Squirrel ... Has missed 26 games over his six full NHL seasons, 12 to injury/illness and 14 to NHL suspensions ... His +159 plus/minus rating over the past seven combined seasons is the best among all NHL players over that span ... Is one of just four Bruins in club history to lead the team in both goals and penalty minutes in the same season (Herberts, 1924-25; Tocchet, 1995-96; Thornton, 1999-2000) and is the first to do so in multiple years (2014-15, 2015-16, 2016-17) ... His five career penalty shot goals are the most in team history. ... Twitter, @Bmarch63.

**CONTRACT STATUS:** Is in year one of an eight-year contract with an NHL cap figure of \$6,125,000.





# BRAD MARCHAND



## CAREER STATS

Season	Team	League	Regular Season										Playoffs							
			GP	G	A	PTS	PIM	PP	SH	GW	+/-		GP	G	A	PTS	PIM	PP	SH	GW
2004-05	Moncton Wildcats	QMJHL	61	9	20	29	52	-	-	-	-		11	1	0	1	7	-	-	-
2005-06	Moncton Wildcats	QMJHL	68	29	37	66	83	-	-	-	-		20	5	14	19	34	-	-	-
2006-07	Val d'Or Foreurs	QMJHL	57	33	47	80	108	-	-	-	-		20	16	24	40	36	-	-	-
2007-08	Val d'Or Foreurs	QMJHL	33	21	23	44	36	-	-	-	-		-	-	-	-	-	-	-	-
	Halifax Mooseheads	QMJHL	26	10	19	29	40	-	-	-	-		14	3	16	19	18	-	-	-
2008-09	Providence Bruins	AHL	79	18	41	59	67	-	-	-	-		16	7	8	15	26	-	-	-
2009-10	Boston Bruins	NHL	20	0	1	1	20	0	0	0	-3		-	-	-	-	-	-	-	-
	Providence Bruins	AHL	34	13	19	32	51	-	-	-	-		-	-	-	-	-	-	-	-
2010-11	Boston Bruins	NHL	77	21	20	41	51	2	5	2	+25		25	11	8	19	40	0	1	1
2011-12	Boston Bruins	NHL	76	28	27	55	87	5	1	3	+31		7	1	1	2	2	0	0	0
2012-13	Boston Bruins	NHL	45	18	18	36	27	4	2	5	+23		22	4	9	13	21	0	0	1
2013-14	Boston Bruins	NHL	82	25	28	53	64	1	5	5	+36		12	0	5	5	18	0	0	0
2014-15	Boston Bruins	NHL	77	24	18	42	95	2	2	5	+5		-	-	-	-	-	-	-	-
2015-16	Boston Bruins	NHL	77	37	24	61	90	6	4	6	+21		-	-	-	-	-	-	-	-
2016-17	Boston Bruins	NHL	80	39	46	85	81	9	3	8	+18		6	1	3	4	6	0	0	1
NHL & Boston Totals			534	192	182	374	515	29	22	34	+156		72	17	26	43	87	0	1	3




# CHARLIE McAVOY



Defense | 6'1" | 208 lbs. | Shoots Right | Hometown: Long Beach, NY

# 73



**Born:**  
December 21, 1997 in  
Long Beach, NY

in 117 games over that span ... **CAREER:** 2016-17: Signed an amateur tryout agreement with Providence/AHL on Mar. 29 at the conclusion of his college season ... Had two assists in four AHL Bruins games, including his first pro point in his first professional game on Apr. 1 at Springfield ... Signed his entry-level contract with Boston on Apr. 10 and was recalled for their first round playoff series vs. Ottawa ... Tied for the team's post-season lead in assists with three in six games ... Was the ninth player in Bruins history to play a playoff game before appearing in a regular season contest with his first NHL game on Apr. 12 in Ottawa ... Recorded his first NHL assist and point on Apr. 17 vs. Ottawa in game three ... Had assists in consecutive games Apr. 21-23 (0-2=2 totals) ... **College:** Played two seasons of college hockey at Boston University and led Terrier defensemen in scoring in both years with 8-43=51 totals and 107 penalty minutes in 75 career college games ... Named to the Hockey East All-Rookie Team in 2015-16 ... Earned both Hockey East First Team All-Star and NCAA East All-American Team honors in 2016-17 ... **Juniors:** Played two seasons with USA Hockey's National Team Development Program with 14-45=59 totals (3-0=3 totals in seven games while winning a Bronze medal) and 2017 (2-4=6 totals in seven games, winning a Gold medal and earning All-Tournament Team honors) ... Also played for Team USA in the 2017 World Championship (0-1=1 totals in eight games).

**TRANSACTIONS:** Boston's first pick, 14th overall, in the 2016 NHL Entry Draft.

**ETC.:** Full name, Charles Patrick McAvoy, Jr. ... Single ... Was the ninth player in Bruins history to play a post-season game before dressing for a regular season contest, joining Bill Anderson, Wayne Brown, John Byce, Don Cherry, Guyle Fielder, Guy Larose, Gordie Wilson and Chris Winnes ... Twitter, @CMcAvoy44.

**CONTRACT STATUS:** Is in year two of a three-year entry level contract.



## CAREER STATS

Career Stats			Regular Season										Playoffs							
Season	Team	League	GP	G	A	PTS	PIM	PP	SH	GW	+/-	GP	G	A	PTS	PIM	PP	SH	GW	
2013-14	US National Team Development Program	USHL	34	4	6	10	36	-	-	-	-	-	-	-	-	-	-	-	-	
	US National Team Development Program	U-17	20	3	6	9	4	-	-	-	-	-	-	-	-	-	-	-	-	
2014-15	US National Team Development Program	USHL	23	3	16	19	33	-	-	-	-	-	-	-	-	-	-	-	-	
	US National Team Development Program	U-18	38	16	10	26	38	-	-	-	-	-	-	-	-	-	-	-	-	
2015-16	Boston University Terriers	HE	37	3	22	25	56	-	-	-	-	-	-	-	-	-	-	-	-	
2016-17	Boston University Terriers	HE	38	5	21	26	51	-	-	-	-	-	-	-	-	-	-	-	-	
	Providence Bruins	AHL	4	0	2	2	4	-	-	-	-	-	-	-	-	-	-	-	-	
	Boston Bruins	NHL	-	-	-	-	-	-	-	-	-	-	6	0	3	3	2	0	0	
NHL & Boston Totals			-	-	-	-	-	-	-	-	-	6	0	3	3	2	0	0	0	

# ZANE McINTYRE



Goal | 6'2" | 206 lbs. | Catches Left | Hometown: Thief River Falls, MN

# 31

**Born:**  
August 20, 1992 in  
Grand Forks, ND

#### NHL FIRSTS:

Game..... Oct. 25, 2016 vs. MIN  
Win ..... None

#### NHL SINGLE-SEASON HIGHS:

Games ..... 8 (2016-17)  
Wins ..... None


#### NHL CAREER-BEST STREAKS:

Win ..... None  
Point ..... 1 (0-0-1, Jan. 8, 2017)

NHL SHUTOUTS, REGULAR SEASON.....0

#### CAREER VS. NHL TEAMS

	GP	W-L-O	GAA	SV%	SO
Anaheim	-	-	-	-	-
Arizona	-	-	-	-	-
Boston	-	-	-	-	-
Buffalo	-	-	-	-	-
Calgary	-	-	-	-	-
Carolina	1	0-0-1	3.87	.867	0
Chicago	-	-	-	-	-
Colorado	-	-	-	-	-
Columbus	-	-	-	-	-
Dallas	-	-	-	-	-
Detroit	-	-	-	-	-
Edmonton	-	-	-	-	-
Florida	-	-	-	-	-
Los Angeles	-	-	-	-	-
Minnesota	1	0-0-0	4.14	.882	0
Montreal	1	0-1-0	3.05	.870	0
Nashville	1	0-1-0	2.61	.875	0
New Jersey	-	-	-	-	-
NY Islanders	1	0-0-0	3.00	.917	0
NY Rangers	1	0-1-0	5.00	.839	0
Ottawa	-	-	-	-	-
Philadelphia	-	-	-	-	-
Pittsburgh	1	0-0-0	6.43	.786	0
St. Louis	-	-	-	-	-
San Jose	-	-	-	-	-
Tampa Bay	-	-	-	-	-
Toronto	1	0-1-0	4.14	.833	0
Vancouver	-	-	-	-	-
Vegas	-	-	-	-	-
Washington	-	-	-	-	-
Winnipeg	-	-	-	-	-



**CAREER: 2016-17:** Spent most of the season in Providence/AHL with seven recalls to Boston, playing eight NHL games in those stints ... Played his first NHL game on Oct. 25 vs. Minnesota with no decision in relief of Malcolm Subban ... Made his first NHL start on Oct. 26 at NY Rangers, a 5-2 loss ... Five of his eight Boston games were relief appearances ... Dressed as backup for 23 NHL games ... Went 21-6-2 with a 2.03 goals against average, .930 save percentage and two shutouts in 31 games with Providence, leading the AHL in save percentage and second overall in goals

against average ... Was named an AHL Second Team All-Star ... **2015-16:** Played his first season of pro hockey with Boston's AHL affiliate in Providence ... Went 14-8-7 with a 2.68 goals against average and .898 save percentage in 31 games played ... Had a six-game point streak from Jan. 9-Feb. 21 with a 4-0-2 mark in that stretch ... Allowed two goals or less in 13 of his 28 complete games ... Played his first pro game with a 2-1 OT loss to Wilkes-Barre/Scranton on Oct. 9 and earned his first pro victory with a 6-4 win over Portland on Oct. 11 ... **College:** Played three years of college hockey at the University of North Dakota with a 58-24-9 record, 2.10 goals against average and .926 save percentage in 92 career college games ... Finished his college career as North Dakota's all-time leader in GAA and save percentage and tied for third all-time in wins ... Enjoyed his best season in his senior year of 2014-15 as he was a finalist for the Hobey Baker Memorial

Award as the top college player in the country, won the Mike Richter Award as the outstanding goaltender in Division I men's hockey, and was named the NCAA West Region Most Outstanding Player, NCHC Goaltender of the Year and to the First All-NCHC Team ... Went 29-10-3 with a 2.05 GAA and .929 save percentage while playing in all 42 games that season, tying the school's single-season games played record and ranking second all-time in both wins and save percentage for a single season ... Went to the NCAA Frozen Four in each of his last two college seasons ... **Juniors:** Played two seasons of junior hockey in the USHL with the Fargo Force ... Went 40-24-4 with a 2.22 GAA and .917 save percentage in 69 USHL games ... Was a co-winner as the USHL's Goaltender of the Year in 2011-12.

**TRANSACTIONS:** Boston's sixth pick, 165th overall, in the 2010 NHL Entry Draft.

**ETC.:** Full name, Zane Alvin McIntyre ... Single ... Legally changed his surname from Gothberg to McIntyre in 2014 to honor his mother and grandmother ... In addition to earning high school letters in hockey, also lettered in both golf and football ... Twitter, @zanoinsano\_29.

**CONTRACT STATUS:** Is in year one of a two-year contract with an NHL cap figure of \$650,000.



#### CAREER STATS

Season	Team	League	GP	MINS	Regular Season					Playoffs					
					W-L-O	GA	GAA	SO	SV%	GP	MINS	W-L	GA	GAA	SO
2010-11	Fargo Force	USHL	23	1318	14-8-0	49	2.23	2	-	1	55	0-1	3	3.25	0
2011-12	Fargo Force	USHL	46	2758	26-16-4	102	2.22	7	-	6	370	3-3	11	1.78	0
2012-13	University of North Dakota	WCHA	17	1001	9-4-3	41	2.46	0	-	-	-	-	-	-	-
2013-14	University of North Dakota	NCHC	33	1930	20-10-3	64	1.99	3	-	-	-	-	-	-	-
2014-15	University of North Dakota	NCHC	42	2493	29-10-3	85	2.05	1	-	-	-	-	-	-	-
2015-16	Providence Bruins	AHL	31	1772	14-8-7	79	2.68	0	-	1	40	0-0	4	6.00	0
2016-17	Boston Bruins	NHL	8	333	0-4-1	22	3.96	0	.858	-	-	-	-	-	-
	Providence Bruins	AHL	31	1777	21-6-2	60	2.03	2	-	16	933	8-7	40	2.57	0
	Atlanta Gladiators	ECHL	2	121	0-1-1	4	1.99	0	-	-	-	-	-	-	-
<b>NHL &amp; Boston Totals</b>			<b>8</b>	<b>333</b>	<b>0-4-1</b>	<b>22</b>	<b>3.96</b>	<b>0</b>	<b>.858</b>	-	-	-	-	-	-



# ADAM McQUAID

Defense | 6'5" | 209 lbs. | Shoots Right | Hometown: Cornwall, PEI



# 54

**Born:**  
October 12, 1986 in  
Charlottetown, PEI

#### NHL FIRSTS:

**Game**.....Dec. 19, 2009 at TOR  
**Goal/Point**.....Feb. 7, 2010 at MTL  
**Assist**.....Nov. 10, 2010 at PIT

#### NHL SINGLE-GAME HIGHS:

**Goals**.....1 (12x; last Feb. 12, 2017 vs MTL)  
**Assists**.....2 (2x; last Jan. 22, 2012 at PHI)  
**Points**.....2 (3x; last 1-1=2, Jan. 18, 2017 at DET)

#### NHL SINGLE-SEASON HIGHS:

**Games**.....77 (2016-17)  
**Goals**.....3 (2010-11)  
**Assists**.....12 (2010-11)  
**Points**.....15 (2010-11)


#### NHL CAREER-BEST STREAKS:

**Goal**.....1 (12x; last 1-0=1, Feb. 12, 2017)  
**Assist**.....2 (2x; last 0-2=2, Feb. 26-28, 2016)  
**Point**.....3 (1-2=3, Feb. 11-19, 2017)

**NHL MULTI-GOAL GAMES**.....0  
**NHL MULTI-POINT GAMES**.....3

#### CAREER VS. NHL TEAMS

	GP	G	A	PTS	PIM
Anaheim	9	0	0	0	14
Arizona	6	0	0	0	23
Boston	-	-	-	-	-
Buffalo	24	1	2	3	76
Calgary	7	0	1	1	2
Carolina	17	0	5	5	23
Chicago	8	0	2	2	7
Colorado	9	0	1	1	9
Columbus	10	1	0	1	4
Dallas	10	0	0	0	24
Detroit	17	1	2	3	16
Edmonton	8	0	3	3	9
Florida	22	0	2	2	32
Los Angeles	9	0	1	1	17
Minnesota	6	0	1	1	2
Montreal	26	5	1	6	32
Nashville	8	0	0	0	16
New Jersey	15	0	0	0	11
NY Islanders	21	1	2	3	30
NY Rangers	19	1	1	2	20
Ottawa	29	0	4	4	53
Philadelphia	16	0	5	5	23
Pittsburgh	18	0	3	3	16
St. Louis	8	0	0	0	9
San Jose	10	0	2	2	11
Tampa Bay	25	1	5	6	30
Toronto	25	1	2	3	33
Vancouver	8	0	1	1	2
Vegas	-	-	-	-	-
Washington	21	0	2	2	35
Winnipeg	13	0	2	2	11



**CAREER:** Has won one Stanley Cup championship (2011 with Boston) ... **2016-17:** Played in a career-high 77 games ... Had one multiple-point game, a 1-1=2 effort on Jan. 18, at Detroit ... Had a career-best three-game point streak from Feb. 11-19 (1-2=3 totals) ... Had five major penalties for fighting ... Played his 400th NHL game on Feb. 12 vs. Montreal ... Missed five

games with a lower body injury ... **2015-16:** Finished second on the team with 89 penalty minutes ... Scored his lone goal of the season on Jan. 1 in the Winter Classic game vs. Montreal ... Had assists in consecutive games Feb. 26-28 (0-2=2 totals) ... Played his 300th NHL game on Nov. 17 vs. San Jose ... Missed 18 games with a concussion ... **2014-15:** Tied for the team lead with five fighting majors ... Three of his six assists came in a seven-game span on Mar. 17, 22 and 29 ... Scored his lone goal of the season on Oct. 30 at Buffalo ... Missed 18 games with a broken thumb and did not dress (coach's decision) for one game ... **2013-14:** His lone goal of the season was scored on Oct. 19 at Tampa Bay ... Played his 200th NHL game on Oct. 30 at Pittsburgh ... Missed 51 regular season games and all of the post-season with injuries and did not dress (coach's decision) for one game ... **2012-13:** Had points in consecutive games Feb. 24-26 with 1-1=2 totals in those contests ... Scored his lone goal of the season on Feb. 26 at NY Islanders ... Missed 16 games with injuries and did not dress for three games ... Was a finalist for the Masterton Trophy for 'perseverance, sportsmanship and dedication to hockey' ... Scored his first NHL playoff goal on May 6 at Toronto ... Scored the series-clinching goal vs. Pittsburgh in game four of the Conference Final on June 7 ... **2011-12:** Amassed a career season-high 99 penalty minutes while playing a career-high 72 games ... Had one multiple-point game, matching his career-high for assists and points in a game with a two-assist effort Jan. 22 at Philadelphia ... Had points in consecutive games for the second time in his career Jan. 21-22 (1-2=3 totals) ... Played his 100th NHL game Nov. 21 at Montreal ... Missed ten games to injury/illness ... **2010-11:** Started the season on an NHL roster for the first time in his fourth pro season and played his first full NHL season ... Finished tied for the third-best plus/minus rating in the league at +30 ... Recorded his first NHL multiple-point game with two assists Jan. 17 vs. Carolina ... Had 12 fighting majors and the Bruins were 7-2-3 in those games ... Recorded his first NHL assist on the game-winning goal Nov. 10 in Pittsburgh ... Missed one game to injury and did not dress for 14 games ... Added four assists in 23 playoff games, including assists in consecutive games Apr. 27-30 (0-2=2 totals) ... Recorded his first NHL playoff point with an assist on Apr. 18 in Montreal ... Missed two post-season games with an injury ... **2009-10:** Split the season between Boston and Providence/AHL with 3-7=10 totals and 66 PIM in 32 AHL Bruins games and was a team-best +11 ... Recalled on five occasions to Boston, from Dec. 15-Jan. 18, Jan. 20, Jan. 23-30, Feb. 1-14 and Apr. 5-end of season ... His longest consecutive NHL games played stretch was a seven-game span from Feb. 2-13 ... Played his first NHL game Dec. 19 at Toronto and scored his first NHL goal with the game-winning tally Feb. 7 at Montreal ... Had three fighting majors in his 19 games ... Did not dress for 12 games (coach's decision) ... Played nine scoreless playoff games, including his first career NHL playoff game on Apr. 15 in

Buffalo ... **2008-09:** Played the season in Providence/AHL with 4-11=15 totals and 141 penalty minutes in 78 games ... Added three assists in 16 post-season games ... **2007-08:** Played his first pro season with Boston's AHL affiliate in Providence with 1-8=9 totals and 73 PIM in 68 games ... **Juniors:** Played four seasons of junior hockey in the Ontario Hockey League with Sudbury with 18-58=76 totals and 340 penalty minutes in 246 career junior games ... Had career-highs in all categories in 2006-07 with 9-22=31 totals in 65 games and added 1-5=6 totals in 21 games that post-season ... Was given both the team's most underrated player and the "players' player" awards at Sudbury's 2006-07 year-end awards ceremonies.

**TRANSACTIONS:** Columbus' second pick, 55th overall, in the 2005 NHL Entry Draft ... Traded to Boston by Columbus for 2007 fifth round draft pick (Jamie Benn), May 16, 2007.

**ETC:** Full name, Adam Mark McQuaid ... Nickname, Quaider ... Single.

**CONTRACT STATUS:** Is in year three of a four-year contract with an NHL cap figure of \$2,750,000.





# ADAM McQUAID



## CAREER STATS

CAREER STATS			Regular Season										Playoffs							
Season	Team	League	GP	G	A	PTS	PIM	PP	SH	GW	+/-	GP	G	A	PTS	PIM	PP	SH	GW	
2003-04	Sudbury Wolves	OHL	47	3	6	9	25	-	-	-	-	7	0	1	1	2	-	-	-	
2004-05	Sudbury Wolves	OHL	66	3	16	19	98	-	-	-	-	8	0	2	2	10	-	-	-	
2005-06	Sudbury Wolves	OHL	68	3	14	17	107	-	-	-	-	10	0	1	1	16	-	-	-	
2006-07	Sudbury Wolves	OHL	65	9	22	31	110	-	-	-	-	21	1	5	6	2	-	-	-	
2007-08	Providence Bruins	AHL	68	1	8	9	73	-	-	-	-	10	0	0	0	9	-	-	-	
2008-09	Providence Bruins	AHL	78	4	11	15	141	-	-	-	-	16	0	3	3	26	-	-	-	
2009-10	Boston Bruins	NHL	19	1	0	1	21	0	0	1	-5	9	0	0	0	6	0	0	0	
	Providence Bruins	AHL	32	3	7	10	65	-	-	-	-	-	-	-	-	-	-	-	-	
2010-11	Boston Bruins	NHL	67	3	12	15	96	0	0	0	+30	23	0	4	4	14	0	0	0	
2011-12	Boston Bruins	NHL	72	2	8	10	99	0	0	0	+16	-	-	-	-	-	-	-	-	
2012-13	Boston Bruins	NHL	32	1	3	4	60	0	0	0	Evn	22	2	2	4	10	0	0	1	
2013-14	Boston Bruins	NHL	30	1	5	6	69	0	0	0	+12	-	-	-	-	-	-	-	-	
2014-15	Boston Bruins	NHL	63	1	6	7	85	0	0	0	-2	-	-	-	-	-	-	-	-	
2015-16	Boston Bruins	NHL	64	1	8	9	89	0	0	0	+6	-	-	-	-	-	-	-	-	
2016-17	Boston Bruins	NHL	77	2	8	10	71	0	0	1	+4	2	0	1	1	0	0	0	0	
NHL & Boston Totals			424	12	50	62	590	0	0	2	+61	56	2	7	9	30	0	0	1	



# KEVAN MILLER

Defense | 6'2" | 210 lbs. | Shoots Right | Hometown: Los Angeles, CA



# 86

**Born:**  
**November 15, 1987 in**  
**Los Angeles, CA**

#### NHL FIRSTS:

**Game**.....Nov. 21, 2013 vs STL  
**Goal/Point**.....Dec. 8, 2013 at TOR  
**Assist**.....Dec. 12, 2013 at EDM

#### NHL SINGLE-GAME HIGHS:

**Goals**.....1 (11x; last Apr. 2, 2017 at CHI)  
**Assists**.....1 (33x; last Apr. 4, 2017 vs TB)  
**Points**.....1 (44x; last 0-1=1, Apr. 4, 2017 vs TB)

#### NHL SINGLE-SEASON HIGHS:

**Games**.....71 (2015-16)  
**Goals**.....5 (2015-16)  
**Assists**.....13 (2015-16)  
**Points**.....18 (2015-16)

#### NHL CAREER-BEST STREAKS:


**Goal**.....1 (11x; last Apr. 2, 2017)  
**Assist**.....3 (0-3=3, Jan. 5-8, 2017)  
**Point**.....3 (3x; last 1-2=3, Jan. 24-31, 2017)

**NHL MULTI-GOAL GAMES**.....0

**NHL MULTI-POINT GAMES**.....0

#### CAREER VS. NHL TEAMS

	GP	G	A	PTS	PIM
Anaheim	4	0	1	1	2
Arizona	6	1	1	2	9
Boston	-	-	-	-	-
Buffalo	11	0	3	3	13
Calgary	6	0	1	1	2
Carolina	6	0	2	2	0
Chicago	5	1	0	1	2
Colorado	5	1	0	1	6
Columbus	7	0	1	1	11
Dallas	7	1	1	2	9
Detroit	9	1	1	2	2
Edmonton	5	0	2	2	0
Florida	10	0	2	2	4
Los Angeles	7	0	1	1	7
Minnesota	3	0	0	0	4
Montreal	13	0	0	0	27
Nashville	5	1	1	2	5
New Jersey	8	0	0	0	4
NY Islanders	9	1	1	2	4
NY Rangers	6	0	1	1	2
Ottawa	11	0	2	2	15
Philadelphia	10	1	2	3	7
Pittsburgh	9	0	1	1	4
St. Louis	5	0	0	0	2
San Jose	6	0	0	0	5
Tampa Bay	9	1	4	5	0
Toronto	10	1	2	3	10
Vancouver	7	1	1	2	0
Vegas	-	-	-	-	-
Washington	10	0	1	1	0
Winnipeg	5	0	1	1	0



**CAREER: 2016-17:** Had two three-game point streaks, which tied his previous career-best, from Jan. 5-8 (0-3=3 totals which was a career-best assist streak) and Jan. 24-31 (1-2=3) ... Had four major penalties for fighting ... Played his 200th NHL game on Mar. 4 vs. New Jersey ... Missed 24 games with injuries and illness, including 19 following October hand surgery


... **2015-16:** Set career season-highs in games, goals, assists and points with 5-13=18 totals ... Had a career-best three-game point streak from Jan. 13-16 (1-2=3 totals) and had points in consecutive games on three other occasions ... Played his 100th NHL game on Nov. 5 at Washington ... Missed 11 games with injuries ... **2014-15:** Led the team with a +20 plus/minus rating ... Had points in consecutive games for the second time in his career with single assists each on both Jan. 13 and 15 ... Scored the game-winning goal Jan. 29 at NY Islanders ... Suffered a dislocated shoulder in a fight with Buffalo's Nicolas Deslauriers on Oct. 18 and missed 13 games ... Underwent February surgery after aggravating the injury and missed the remainder of the season ... Did not dress (coach's decision) for two games ... **2013-14:** Began the season in Providence/AHL where he had 2-3=5 totals with 39 PIM in 19 games ... Recalled on three occasions to Boston, from Nov. 20-28 (0-0=0 totals in three games, did not dress for one game); Dec. 2-18 (1-1=2 totals in six games, did not dress for one game); and Dec. 30-remainder of season (0-4=4 totals in 38 games) ... Had points in consecutive games once with single assists each on Mar. 4 and Mar. 6 ... Played his first NHL game on Nov. 21 vs. St. Louis, scored his first NHL point with the game-winning goal Dec. 8 at Toronto Maple Leafs and recorded his first NHL assist Dec. 12 at Edmonton ... Missed two games with an injury and did not dress (coach's decision) for five games ... Played his first NHL playoff game Apr. 20 vs. Detroit and recorded his first NHL playoff point with an assist on Apr. 22 at Detroit ... **2012-13:** Spent the season in Providence/AHL where he had 2-14=16 totals in 64 games and ranked fourth on the team with 71 penalty minutes ... **2011-12:** Played his first full professional season in Providence/AHL where he had 3-21=24 totals in 65 games ... Ranked third on the team with 98 penalty minutes and finished second among club defensemen in scoring ... Had four multiple-point games and his shorthanded goal on Mar. 6 vs. Worcester was one of five team shorthandeders during the season ... **2010-11:** Signed an amateur try-out agreement with Providence on Mar. 18 at the end of his college career and played six scoreless AHL Bruins games ... Played his first professional game on Mar. 25 at Worcester ... **College:** Played four seasons of college hockey at the University of Vermont with 5-25=30 totals and 97 PIM in 144 career college games ... Served as co-captain in 2009-10 and captain in 2010-11 ... Was the team's rookie of the year in 2007-08 when he was the lone freshman to appear in all 39 games for the Catamounts.

**TRANSACTIONS:** Signed by Boston as a free agent, Oct. 21, 2011.

**ETC:** Full name, Kevan Michael Miller ... Nickname, Millsy ... Married, wife's name is Haley ... Attended the Berkshire School in Sheffield, Massachusetts where

he played soccer and lacrosse in addition to hockey ... Earned a contract with the Bruins after coming to the 2011 training camp on a try-out agreement

**CONTRACT STATUS:** Is in year two of a four-year contract with an NHL cap figure of \$2,500,000.



# KEVAN MILLER



## CAREER STATS

Career Stats			Regular Season										Playoffs							
Season	Team	League	GP	G	A	PTS	PIM	PP	SH	GW	+/-	GP	G	A	PTS	PIM	PP	SH	GW	
2007-08	University of Vermont Catamounts	HE	39	2	5	7	12	-	-	-	-	-	-	-	-	-	-	-	-	
2008-09	University of Vermont Catamounts	HE	39	1	7	8	30	-	-	-	-	-	-	-	-	-	-	-	-	
2009-10	University of Vermont Catamounts	HE	39	1	10	11	26	-	-	-	-	-	-	-	-	-	-	-	-	
2010-11	University of Vermont Catamounts	HE	27	1	3	4	29	-	-	-	-	-	-	-	-	-	-	-	-	
	Providence Bruins	AHL	6	0	0	0	9	-	-	-	-	-	-	-	-	-	-	-	-	
2011-12	Providence Bruins	AHL	65	3	21	24	98	-	-	-	-	-	-	-	-	-	-	-	-	
2012-13	Providence Bruins	AHL	64	2	14	16	71	-	-	-	-	9	0	5	5	10	-	-	-	
2013-14	Boston Bruins	NHL	47	1	5	6	38	0	0	1	+20	11	0	2	2	8	0	0	0	
	Providence Bruins	AHL	19	2	3	5	39	-	-	-	-	-	-	-	-	-	-	-	-	
2014-15	Boston Bruins	NHL	41	2	5	7	15	0	0	1	+20	-	-	-	-	-	-	-	-	
2015-16	Boston Bruins	NHL	71	5	13	18	53	0	0	0	+15	-	-	-	-	-	-	-	-	
2016-17	Boston Bruins	NHL	58	3	10	13	50	0	0	1	+1	6	0	0	0	4	0	0	0	
NHL & Boston Totals			217	11	33	44	156	0	0	3	+56	17	0	2	2	12	-	-	-	



# RILEY NASH

Center | 6'1" | 200 lbs. | Shoots Right | Hometown: Kamloops, BC



# 20

**Born:**  
**May 9, 1989 in**  
**Consort, ALTA**

#### NHL FIRSTS:

**Game**.....Dec. 21, 2011 vs PHX  
**Goal**.....Mar. 2, 2013 vs FLA  
**Assist**.....Dec. 23, 2011 vs. OTT

#### NHL SINGLE-GAME HIGHS:

**Goals**.....2 (3x; last Mar. 25, 2017 at NYI)  
**Assists**.....2 (4x; last Mar. 10, 2016 at BOS)  
**Points**.....3 (1-2=3, Mar. 2, 2013 vs FLA)

#### NHL SINGLE-SEASON HIGHS:

**Games**.....81 (2016-17)  
**Goals**.....10 (2013-14)  
**Assists**.....17 (2014-15)  
**Points**.....25 (2014-15)

#### NHL CAREER-BEST STREAKS:


**Goal**.....3 (3-0=3, Feb. 13-18, 2016)  
**Assist**.....3 (0-3=3, Nov. 8-13, 2014)  
**Point**.....4 (3-2=5, Feb. 13-19, 2016)

**NHL MULTI-GOAL GAMES**.....3

**NHL MULTI-POINT GAMES**.....12

#### CAREER VS. NHL TEAMS

	GP	G	A	PTS	PIM
Anaheim	6	0	2	2	0
Arizona	6	2	1	3	0
Boston	10	0	4	4	4
Buffalo	13	3	3	6	6
Calgary	7	0	1	1	4
Carolina	3	0	1	1	0
Chicago	8	2	0	2	0
Colorado	7	0	3	3	0
Columbus	13	1	6	7	6
Dallas	8	1	2	3	2
Detroit	10	0	1	1	2
Edmonton	8	1	1	2	17
Florida	14	4	2	6	2
Los Angeles	6	0	2	2	0
Minnesota	8	1	0	1	0
Montreal	13	1	1	2	2
Nashville	7	1	1	2	4
New Jersey	17	0	2	2	2
NY Islanders	16	3	2	5	2
NY Rangers	16	0	1	1	2
Ottawa	13	2	2	4	4
Philadelphia	14	0	1	1	6
Pittsburgh	17	3	2	5	2
St. Louis	8	2	3	5	0
San Jose	7	2	3	5	2
Tampa Bay	18	2	5	7	10
Toronto	13	0	0	0	2
Vancouver	7	0	0	0	0
Vegas	-	-	-	-	-
Washington	18	4	3	7	2
Winnipeg	12	3	5	8	0



**CAREER:** Has a 6/12 record in NHL shootouts (one deciding goal) ... **2016-17:** Played in a career-high 81 games ... Had two multiple-point games, which came in consecutive contests on Mar. 23 vs. Tampa Bay (1-1=2) and Mar. 25 at New York Islanders (his third career two-goal game) ... Had a three-game point streak from Mar. 23-28 (3-2=5 totals) and


had points in consecutive games on two other occasions ... Played his 300th NHL game on Feb. 12 vs. Montreal ... Did not dress (coach's decision) for one game ... Had two assists in six games of the Round One series vs. Ottawa ... Played his first NHL playoff game on Apr. 12 in Ottawa and recorded his first NHL playoff assist and point in that game ... **2015-16:** Had three multiple-point games, all two-point efforts, including matching his previous career-high for goals in a game with a two-goal night on Jan. 26 vs. Chicago ... Had a career-best four-game point streak from Feb. 13-19 (3-2=5 totals), which included goals in a career-high three straight games ... Played his 200th NHL game on Dec. 19 at Pittsburgh ... Missed five games with a shoulder injury ... **2014-15:** Established career season-highs in assists and points with 8-17=25 totals ... Had three multiple-point games, all two-point nights ... Had two three-game point streaks, from Nov. 1-4 (1-2=3 totals) and Nov. 8-13 (1-3=4 totals including a career-best three-game assist streak) ... Missed eight games with a concussion and did not dress (coach's decision) for six games ... **2013-14:** Played his first full NHL season, scoring a career-high ten goals while playing in a career-best 73 games ... Had three multiple-point games, all two-point nights ... Had a three-game point streak from Feb. 4-8 (2-1=3 totals) and had points in consecutive games on four other occasions ... Played his 100th NHL game on Mar. 25 vs. NY Islanders ... **2012-13:** Began the season in Charlotte/AHL during the NHL lockout with 13-24=37 totals in 51 games before his recall to Carolina in mid-February ... Had two multiple-point games, including a 1-2=3 effort Mar. 2 vs. Florida which was his first NHL goal and a career-high for points in a game and his first career two-goal game scored Mar. 12 at Washington ... Scored the deciding shootout goal Apr. 23 vs. NY Islanders ... **2011-12:** Spent most of the season in Charlotte/AHL with 8-12=20 totals in 58 Checkers games with six of the eight goals coming on the power play ... Recalled twice to Carolina, from Dec. 21-24 (0-1=1 totals in two games) and Jan. 30-Feb. 6 (three scoreless games) ... Played his first NHL game Dec. 21 vs. Phoenix and recorded his first NHL point with an assist in the next game, Dec. 23 vs. Ottawa ... **2010-11:** Played his first pro season with Carolina's AHL affiliate in Charlotte ... Was second among club rookies in scoring with 14-28=32 totals in 79 Checkers games ... Played his first pro game Oct. 9 vs. Hartford, recorded his first pro points with two assists Oct. 30 at Binghamton and scored his first pro goal on Nov. 3 vs. Portland ... **College:** Played three seasons of college hockey at Cornell University with 37 goals and 65 assists for 102 points in 102 career college games ... Named both the ECAC Hockey and Ivy League Rookie of the Year in 2007-08 as he led the team in assists and was second in the team's scoring race with 12-20=32 totals ... Earned ECAC Hockey First Team honors in 2008-09 and Third Team honors in 2009-10 and was an honorable mention All-Ivy League selection in both years as well ... Led the

Big Red in scoring in 2008-09 with 35 points in 36 games.

**TRANSACTIONS:** Edmonton's third pick (first round), 21st overall, in the 2007 NHL Entry Draft ... Traded to Carolina by Edmonton for 2010 second round draft pick (Martin Marincin), June 25, 2010 ... Signed as a free agent by Boston, July 1, 2016.

**ETC.:** Full name, Riley Thomas Nash ... Single ... Twitter, @rileynash20.

**CONTRACT STATUS:** Is in year two of a two-year contract with an NHL cap figure of \$900,000.





# RILEY NASH



## CAREER STATS

Season	Team	League	Regular Season										Playoffs							
			GP	G	A	PTS	PIM	PP	SH	GW	+/-		GP	G	A	PTS	PIM	PP	SH	GW
2007-08	Cornell University Big Red	ECAC	36	12	20	32	28	-	-	-	-		-	-	-	-	-	-	-	-
2008-09	Cornell University Big Red	ECAC	36	13	22	35	34	-	-	-	-		-	-	-	-	-	-	-	-
2009-10	Cornell University Big Red	ECAC	30	12	23	35	39	-	-	-	-		-	-	-	-	-	-	-	-
2010-11	Charlotte Checkers	AHL	79	14	18	32	26	-	-	-	-		16	1	3	4	16	-	-	-
2011-12	Carolina Hurricanes	NHL	5	0	1	1	2	0	0	0	+1		-	-	-	-	-	-	-	-
	Charlotte Checkers	AHL	58	8	12	20	26	-	-	-	-		-	-	-	-	-	-	-	-
2012-13	Carolina Hurricanes	NHL	32	4	5	9	8	0	0	0	-4		-	-	-	-	-	-	-	-
	Charlotte Checkers	AHL	51	13	24	37	20	-	-	-	-		5	1	2	3	0	-	-	-
2013-14	Carolina Hurricanes	NHL	73	10	14	24	29	1	0	3	Evn		-	-	-	-	-	-	-	-
2014-15	Carolina Hurricanes	NHL	68	8	17	25	12	1	0	0	-10		-	-	-	-	-	-	-	-
2015-16	Carolina Hurricanes	NHL	64	9	13	22	18	2	0	1	-5		-	-	-	-	-	-	-	-
2016-17	Boston Bruins	NHL	81	7	10	17	14	0	1	2	-1		6	0	2	2	2	0	0	0
NHL Totals			323	38	60	98	83	4	1	6	-19		6	0	2	2	2	0	0	0



# ROB O'GARA



Defense | 6'4" | 215 lbs. | Shoots Left | Hometown: Nesconset, NY

# 44

**Born:**  
July 6, 1993 in  
Massapequa, NY

#### NHL FIRSTS:

Game.....Oct. 13, 2016 at CMB  
Goal.....None  
Assist/Point.....None

#### NHL SINGLE-GAME HIGHS:

Goals.....None  
Assists.....None  
Points.....None

#### NHL SINGLE-SEASON HIGHS:

Games.....3 (2016-17)  
Goals.....None  
Assists.....None  
Points.....None

#### NHL CAREER-BEST STREAKS:


Goal.....None  
Assist.....None  
Point.....None

NHL MULTI-GOAL GAMES.....0

NHL MULTI-POINT GAMES.....0

#### CAREER VS. NHL TEAMS

	GP	G	A	PTS	PIM
Anaheim	-	-	-	-	-
Arizona	-	-	-	-	-
Boston	-	-	-	-	-
Buffalo	-	-	-	-	-
Calgary	-	-	-	-	-
Carolina	-	-	-	-	-
Chicago	-	-	-	-	-
Colorado	-	-	-	-	-
Columbus	1	0	0	0	0
Dallas	-	-	-	-	-
Detroit	-	-	-	-	-
Edmonton	-	-	-	-	-
Florida	-	-	-	-	-
Los Angeles	-	-	-	-	-
Minnesota	-	-	-	-	-
Montreal	-	-	-	-	-
Nashville	-	-	-	-	-
New Jersey	-	-	-	-	-
NY Islanders	-	-	-	-	-
NY Rangers	-	-	-	-	-
Ottawa	-	-	-	-	-
Philadelphia	-	-	-	-	-
Pittsburgh	-	-	-	-	-
St. Louis	-	-	-	-	-
San Jose	-	-	-	-	-
Tampa Bay	-	-	-	-	-
Toronto	1	0	0	0	0
Vancouver	-	-	-	-	-
Vegas	-	-	-	-	-
Washington	-	-	-	-	-
Winnipeg	1	0	0	0	0



**CAREER: 2016-17:** Began the season in Boston, playing three games before his Oct. 25 assignment to Providence/AHL for the remainder of the season ... Played his first NHL game on Oct. 13 in Columbus ... Did not dress (coach's decision) for two games ... Had 4-9=13 totals with 30 PIM in 59 games with Providence/AHL ... **2015-16:** Joined Boston's AHL affiliate in Providence at the conclusion of his college season with one goal in five AHL Bruins games played ... Played his first pro game on Apr. 2 vs. Hershey and recorded his first pro point with a goal on Apr. 13 vs.

Springfield ... **College:** Played four years of college hockey at Yale University, leaving as the most decorated defenseman in school history as a two-time All-American, two-time ECAC Hockey Defensive Defenseman of the Year, two-time First Team All-ECAC, All-Ivy League and All-New England (all in 2014-15 and 2015-16) ... Won an NCAA championship with Yale in 2012-13 ... Led team defensemen and was second overall in the club's scoring race in 2014-15 with 21 points in 33 games.

**TRANSACTIONS:** Boston's fifth pick, 151st overall, in the 2011 NHL Entry Draft.



**ETC.:** Full name, Robert Dominick O'Gara ... Single ... Earned his degree from Yale in Economics ... Lettered in both hockey and lacrosse while in high school at Milton Academy ... Twitter, @ohgeeeeeee15.

**CONTRACT STATUS:** Is in year two of a two-year entry level contract.

#### CAREER STATS


Season	Team	League	Regular Season											Playoffs						
			GP	G	A	PTS	PIM	PP	SH	GW	+/-		GP	G	A	PTS	PIM	PP	SH	GW
2010-11	Milton Academy	USHS	30	2	7	9	22	-	-	-	-		-	-	-	-	-	-	-	-
2011-12	Milton Academy	USHS	24	5	20	25	NA	-	-	-	-		-	-	-	-	-	-	-	-
2012-13	Yale University Bulldogs	ECAC	37	0	7	7	32	-	-	-	-		-	-	-	-	-	-	-	-
2013-14	Yale University Bulldogs	ECAC	33	4	7	11	30	-	-	-	-		-	-	-	-	-	-	-	-
2014-15	Yale University Bulldogs	ECAC	33	6	15	21	31	-	-	-	-		-	-	-	-	-	-	-	-
2015-16	Yale University Bulldogs	ECAC	30	4	9	13	41	-	-	-	-		-	-	-	-	-	-	-	-
2016-17	Providence Bruins	AHL	5	1	0	1	4	-	-	-	-		-	-	-	-	-	-	-	-
	Boston Bruins	NHL	3	0	0	0	0	0	0	0	+1		-	-	-	-	-	-	-	-
2016-17	Providence Bruins	AHL	59	4	9	13	30	-	-	-	-		3	0	0	0	4	-	-	-
NHL & Boston Totals			3	0	0	0	0	0	0	0	+1		-	-	-	-	-	-	-	-

# DAVID PASTRNAK

Right Wing | 6'0" | 171 lbs. | Shoots Right | Hometown: Havirov, CZE REP



88



**Born:**  
May 25, 1996 in  
Havirov, CZE REP

#### NHL FIRSTS:

**Game**..... Nov. 24, 2014 vs PIT  
**Goal**..... Jan. 10, 2015 at PHI  
**Assist/Point**..... Dec. 1, 2014 at ANA

#### NHL SINGLE-GAME HIGHS:

**Goals**..... 2 (11x; last Apr. 4, 2017 vs TB)  
**Assists**..... 3 (2x; last Feb. 1, 2017 at WSH)  
**Points**..... 4 (2-2=4, Oct. 13, 2016 at CMB)

#### NHL SINGLE-SEASON HIGHS:

**Games**..... 75 (2016-17)  
**Goals**..... 34 (2016-17)  
**Assists**..... 36 (2016-17)  
**Points**..... 70 (2016-17)

#### NHL CAREER-BEST STREAKS:

**Goal**..... 4 (4-0=4, Nov. 3-8, 2016)  
**Assist**..... 6 (0-7=7, Feb. 26-Mar. 8, 2017)  
**Point**..... 11 (6-9=15, Feb. 23-Mar. 16, 2017)

**NHL MULTI-GOAL GAMES**..... 11  
**NHL MULTI-POINT GAME**..... 30

#### CAREER VS. NHL TEAMS

	GP	G	A	PTS	PIM
Anaheim	6	0	1	1	4
Arizona	5	1	2	3	0
Boston	-	-	-	-	-
Buffalo	7	1	3	4	0
Calgary	5	3	2	5	4
Carolina	7	2	2	4	2
Chicago	5	1	1	2	0
Colorado	4	2	1	3	12
Columbus	7	3	4	7	2
Dallas	5	0	4	4	0
Detroit	7	4	2	6	2
Edmonton	3	2	1	3	0
Florida	10	3	5	8	2
Los Angeles	5	1	0	1	0
Minnesota	2	0	1	1	0
Montreal	7	3	4	7	0
Nashville	3	0	1	1	0
New Jersey	7	1	3	4	0
NY Islanders	5	3	0	3	4
NY Rangers	8	2	2	4	2
Ottawa	8	3	4	7	6
Philadelphia	7	3	2	5	8
Pittsburgh	6	3	5	8	2
St. Louis	3	0	3	3	0
San Jose	4	2	1	3	0
Tampa Bay	13	8	1	9	6
Toronto	7	3	3	6	2
Vancouver	5	1	3	4	2
Vegas	-	-	-	-	-
Washington	6	1	3	4	2
Winnipeg	4	3	0	3	0

**CAREER:** Has a 1/9 record in NHL shootouts (one deciding goal) ... Has taken one career penalty shot (one goal) ...

**2016-17:** Finished second in the team's scoring race with career season-highs in goals, assists, points and games played ... Was just the third player in team history to hit the 30-goal mark before his 21st birth-

day, joining Barry Pederson and Patrice Bergeron ... Had 18 multiple-point games with his season-high a career-best 2-2=4 night on Oct. 13 at Columbus where he was also a +6 ... Had a career-high for assists in a game with three-assist nights on Jan. 10 at St. Louis and Feb. 1 at Washington ... Had a career-best 11-game point streak from Feb. 23-Mar. 16 (6-9=15 totals) ... That was the longest such streak by a Bruin since Bergeron in 2014 (12 games) ... Also had a career-best four-game goal streak from Nov. 3-8 (4-1=5) ... Scored the deciding shootout goal on Dec. 1 vs. Carolina ... Scored the overtime goals on Dec. 5 vs. Florida and Jan. 24 vs. Detroit ... Played his 100th NHL game on Oct. 17 at Winnipeg and recorded his 100th NHL point with the game-winning goal on Feb. 11 vs. Vancouver ... Missed five games with injuries and missed two games with an NHL-imposed suspension for an Oct. 26 incident at New York Rangers ... Tied for the club's post-season scoring lead with 2-2=4 totals in six games ... Played his first NHL playoff game on Apr. 12 in Ottawa in game one with his first career playoff assist and point in that game ... Scored his first NHL playoff goal on Apr. 17 vs. Ottawa ... Had a three-game playoff point streak from Apr. 12-17 (1-2=3) ... **2015-16:** Established career season-highs in games and goals ... Had six multiple-point games, all two-point efforts including two two-goal nights ... Had two three-game point streaks, from Jan. 19-23 (2-2=4 totals) and Mar. 10-15 (3-1=4 totals) ... Became the youngest Bruin in team history to score a penalty shot goal when he converted vs. Pittsburgh's Marc-Andre Fleury on Feb. 24 ... Missed 24 games with injuries ... Had three stints in Providence/AHL with 1-3=4 totals in three AHL Bruins games ... **2014-15:** Was the youngest player in both the National and American Hockey Leagues with a May 25, 1996 birthdate ... Split the season between Boston and their AHL affiliate in Providence, where he finished fourth in the AHL Bruins scoring race with 11-17=28 totals despite playing in just 25 AHL games ... Recalled twice to Boston - from Nov. 24-Dec. 10 (0-1=1 totals in five games) and Jan. 6-Apr. 13 (10-16=26 totals in 41 games) ... Had six multiple-point games, all two-point efforts and including two two-goal nights ... Had a four-game point streak from Mar. 8-14 (2-2=4 totals) and two three-game streaks as well ... Was the team's leading scorer over the second half of the season with 26 points in 41 games ... Was the first teenager in Bruins history to score a regular season overtime goal with his game-winner on Mar. 29 at Carolina ... Played his first NHL game on Nov. 24 vs. Pittsburgh and recorded his first NHL assist and point on Dec. 1 at Anaheim ... Scored his first NHL goals in a two-goal night on Jan. 10 at Philadelphia, becoming the young-

est Bruin to score a goal since Patrice Bergeron netted his first tally on Oct. 18, 2003 ... Followed that with two goals on Jan. 13 vs. Tampa Bay, becoming the first Boston rookie with consecutive multiple-goal games since Milan Jurcina on Jan. 7 and Jan. 10, 2006 ... Did not dress (coach's decision) for two games ... **Europe:** Played two seasons in Sweden for both the Sodertalje junior and senior teams ... Had 13-18=31 totals and 67 PIM in 37 games with the junior squad and 10-17=27 totals and 24 PIM in 52 contests with the senior team ... **International:** Played for the Czech Republic in the 2014 (1-2=3 totals in five games), 2015 (1-6=7 totals in five games) and 2016 (1-3=4 totals in four games) World Junior Championships and also in the 2016 (1-5=6 totals in eight games) and 2017 (1-6=7 totals in eight games) World Championships ... Played in the 2016 World Cup of Hockey as well (0-0=0 totals in three games).

**TRANSACTIONS:** Boston's first pick, 25th overall, in the 2014 NHL Entry Draft.

**ETC.:** Full name, David Pastrnak ... Nickname, Pasta ... Single ... Was the first teenager in Bruins history to score a regular season overtime goal (Mar. 29, 2015 at Carolina) and also the youngest player in team history to score a penalty shot goal (Feb. 24, 2016 vs. Pittsburgh) ... Was named the Czech Republic Player of the Year by that country's federation in 2016-17 ... Twitter, @pastrnak96.

**CONTRACT STATUS:** Is in year one of a six-year contract with an NHL cap figure of \$6,670,000.





# DAVID PASTRNAK



## CAREER STATS

CAREER STATS			Regular Season										Playoffs							
Season	Team	League	GP	G	A	PTS	PIM	PP	SH	GW	+/-	GP	G	A	PTS	PIM	PP	SH	GW	
2012-13	Sodertalje	Sweden Jr.	36	12	17	29	67	-	-	-	-	4	2	2	4	10	-	-	-	
	Sodertalje	Sweden 2	16	2	1	3	0	-	-	-	-	-	-	-	-	-	-	-	-	
2013-14	Sodertalje	Sweden 2	36	8	16	24	24	-	-	-	-	-	-	-	-	-	-	-	-	
	Sodertalje	Sweden Jr.	1	1	1	2	0	-	-	-	-	2	0	0	0	0	0	0	0	
2014-15	Boston Bruins	NHL	46	10	17	27	8	2	0	3	+12	-	-	-	-	-	-	-	-	
	Providence Bruins	AHL	25	11	17	28	12	-	-	-	-	3	0	0	0	0	-	-	-	
2015-16	Boston Bruins	NHL	51	15	11	26	20	0	0	2	+3	-	-	-	-	-	-	-	-	
	Providence Bruins	AHL	3	1	3	4	2	-	-	-	-	-	-	-	-	-	-	-	-	
2016-17	Boston Bruins	NHL	75	34	36	70	34	10	0	6	+11	6	2	2	4	6	1	0	0	
NHL & Boston Totals			172	59	64	123	62	12	0	11	+26	6	2	2	4	6	1	0	0	



# PAUL POSTMA

Defense | 6'3" | 195 lbs. | Shoots Right | Hometown: Red Deer, AB



# 14

**Born:**  
February 22, 1989 in  
Red Deer, AB

#### NHL FIRSTS:

**Game**.....Mar. 9, 2011 at CAR  
**Goal**.....Feb. 1, 2013 at TB  
**Assist/Point**.....Jan. 21, 2013 at BOS

#### NHL SINGLE-GAME HIGHS:

**Goals**.....2 (Apr. 2, 2013 at NYI)  
**Assists**.....2 (2x; last Mar. 19, 2014 vs COL)  
**Points**.....3 (1-2=3, Feb. 1, 2013 at TB)

#### NHL SINGLE-SEASON HIGHS:

**Games**.....65 (2016-17)  
**Goals**.....4 (2012-13)  
**Assists**.....13 (2016-17)  
**Points**.....14 (2016-17)

#### NHL CAREER-BEST STREAKS:

**Goal**.....1 (10x, last 1-0=1, Feb. 16, 2017)  
**Assist**.....2 (3x; last 0-2=2, Dec. 15-16, 2016)  
**Point**.....2 (4x; last 1-1=2, Feb. 14-16, 2017)

**NHL MULTI-GOAL GAMES**.....1  
**NHL MULTI-POINT GAME**.....3

#### CAREER VS. NHL TEAMS

	GP	G	A	PTS	PIM
Anaheim	6	1	0	1	2
Arizona	6	0	2	2	4
Boston	7	0	1	1	0
Buffalo	7	0	0	0	0
Calgary	6	1	0	1	0
Carolina	6	1	1	2	0
Chicago	9	0	2	2	2
Colorado	8	1	4	5	2
Columbus	3	0	0	0	0
Dallas	7	0	2	2	2
Detroit	4	0	0	0	0
Edmonton	6	0	0	0	4
Florida	9	0	3	3	2
Los Angeles	7	1	0	1	2
Minnesota	9	0	1	1	7
Montreal	8	0	0	0	2
Nashville	9	0	1	1	2
New Jersey	7	0	1	1	2
NY Islanders	8	3	1	4	4
NY Rangers	5	0	2	2	0
Ottawa	5	0	0	0	0
Philadelphia	6	0	0	0	0
Pittsburgh	5	1	1	2	0
St. Louis	6	0	0	0	0
San Jose	7	0	0	0	6
Tampa Bay	9	1	2	3	6
Toronto	5	0	0	0	0
Vancouver	4	0	0	0	0
Vegas	-	-	-	-	-
Washington	7	0	0	0	0
Winnipeg	-	-	-	-	-



**CAREER:** 2016-17: Established career season-highs in games, assists and points while playing his second full NHL season ... Had points in consecutive games on three occasions, Nov. 6-8 (0-2=2 totals), Dec. 15-16 (0-2=2) and Feb. 14-16 (1-1=2) ... 2015-16: Scored two goals in 25 Jets games,

with single tallies each in a three-game span Mar. 20 vs. Anaheim and Mar. 24 vs. Los Angeles ... His longest consecutive-games played stretch was the final 21 games of the season from Mar. 1-Apr. 9 ... Did not dress (coach's decision) for 50 games ... Also had a seven-game conditioning stint in Manitoba/AHL with 1-2=3 totals from Jan. 11-24 ... 2014-15: Spent the entire season at the NHL level for the first time in his career ... Played his 100th NHL game on Mar. 14 vs. Tampa Bay, which was his last game of the season as he missed the final 13 regular season and all playoff games with a lower body injury ... 2013-14: A blood clot in his leg limited him to a career-low 24 games combined between Winnipeg and St. John's/AHL ... Had one multiple-point game, a two-assist night on Mar. 19 vs. Colorado ... 2012-13: Began the season during the NHL lockout with St. John's/AHL with 7-11=18 totals in 27 games ... Had a career NHL season-high in goals with 4-5=9 totals in 34 Jets games ... Had a career-high 1-2=3 night on Feb. 1 at Tampa Bay, which was his first NHL goal and scored his first career two-goal game on Apr. 2 at NY Islanders ... Recorded his first NHL point with an assist on Jan. 21 at Boston ... Had points in consecutive games Jan. 31-Feb. 1 (1-3=4 totals) ... 2011-12: Spent most of the season in St. John's/AHL with 13-31=44 totals in 56 games ... Named an AHL First Team All-Star ... Led Chicago defensemen and was fifth overall among all AHL blueliners in scoring ... Recalled once to Winnipeg, playing three scoreless games from Nov. 5-12 and not dressing (coach's decision) for two games ... 2010-11: Played most of the season in Chicago/AHL where he led club defensemen in scoring with 12-33=45 totals in 69 games ... Recalled once to Atlanta, playing his first NHL game on Mar. 9 at Carolina ... 2009-10: Played his first pro season with Atlanta's AHL affiliate in Chicago with 15-14=29 totals in 63 games ... That was a pro career season-high in goals ... Juniors: Played four full seasons of junior hockey in the Western Hockey League with Swift Current and Calgary ... Had 44 goals and 117 assists for 161 points with 141 penalty minutes in 270 career junior games ... Enjoyed his best junior season in 2008-09 when he led all WHL defensemen in scoring with 23-61=84 totals and led all WHL players at +67 ... Was named to the WHL First All-Star Team and Canadian Major Junior Second All-Star Team that season as well.

**TRANSACTIONS:** Atlanta's fourth pick (seventh round), 205th overall, in the 2007 NHL Entry Draft.

**ETC.:** Full name, Paul-Edward Sidney Postma ... Single ... Enjoys the outdoors, hunting, fishing and camping ... Won the Jets' Fastest Skater competition during their annual team Skills Competition in 2015-16.

**CONTRACT STATUS:** Is in year one of a one-year contract with an NHL cap figure of \$725,000.





# PAUL POSTMA



## CAREER STATS

CAREER STATS			Regular Season										Playoffs							
Season	Team	League	GP	G	A	PTS	PIM	PP	SH	GW	+/-	GP	G	A	PTS	PIM	PP	SH	GW	
2004-05	Swift Current Broncos	WHL	4	0	0	0	0	-	-	-	-	-	-	-	-	-	-	-	-	
2005-06	Swift Current Broncos	WHL	58	2	9	11	6	-	-	-	-	4	0	0	0	0	-	-	-	
2006-07	Swift Current Broncos	WHL	70	5	19	24	42	-	-	-	-	6	0	1	1	0	-	-	-	
2007-08	Swift Current Broncos	WHL	2	0	0	0	2	-	-	-	-	-	-	-	-	-	-	-	-	
	Calgary Hitmen	WHL	66	14	28	42	30	-	-	-	-	16	6	4	10	4	-	-	-	
2008-09	Calgary Hitmen	WHL	70	23	61	84	28	-	-	-	-	18	5	8	13	10	-	-	-	
2009-10	Chicago Wolves	AHL	63	15	14	29	24	-	-	-	-	7	0	2	2	0	-	-	-	
2010-11	Atlanta Thrashers	NHL	1	0	0	0	0	0	0	0	Evn	-	-	-	-	-	-	-	-	
	Chicago Wolves	AHL	69	12	33	45	20	-	-	-	-	-	-	-	-	-	-	-	-	
2011-12	Winnipeg Jets	NHL	3	0	0	0	0	0	0	0	Evn	-	-	-	-	-	-	-	-	
	St. John's IceCaps	AHL	56	13	31	44	32	-	-	-	-	15	1	9	10	14	-	-	-	
2012-13	Winnipeg Jets	NHL	34	4	5	9	6	2	0	0	-5	-	-	-	-	-	-	-	-	
	St. John's IceCaps	AHL	27	7	11	18	16	-	-	-	-	-	-	-	-	-	-	-	-	
2013-14	Winnipeg Jets	NHL	20	1	2	3	8	0	0	1	+1	-	-	-	-	-	-	-	-	
	St. John's IceCaps	AHL	4	1	5	6	4	-	-	-	-	-	-	-	-	-	-	-	-	
2014-15	Winnipeg Jets	NHL	42	2	4	6	16	2	0	0	+1	-	-	-	-	-	-	-	-	
2015-16	Winnipeg Jets	NHL	26	2	0	2	4	0	0	0	-3	-	-	-	-	-	-	-	-	
	Manitoba Moose	AHL	7	1	2	3	2	-	-	-	-	-	-	-	-	-	-	-	-	
2016-17	Winnipeg Jets	NHL	65	1	13	14	15	0	0	0	+3	-	-	-	-	-	-	-	-	
	NHL Totals		191	10	24	34	49	4	0	1	- 3	-	-	-	-	-	-	-	-	



# TUUKKA RASK

Goal | 6'2" | 185 lbs. | Catches Left | Hometown: Tampere, FIN



# 40

**Born:**  
**March 10, 1987 in**  
**Savonlinna, FIN**

## NHL FIRSTS:

**Game** ..... Nov. 20, 2007 at TOR  
**Win** ..... Nov. 20, 2007 at TOR

## NHL SINGLE-SEASON HIGHS:

**Games** ..... 70 (2014-15)  
**Wins** ..... 37 (2016-17)

## NHL CAREER-BEST STREAKS:

**Win** ..... 7 (2x; last Mar. 2-22, 2014)  
**Point** ... 10 (3x; last 8-0-2, Nov. 21-Dec. 18, 2015)

## NHL SHUTOUTS, REGULAR SEASON..... 38


(2009-Jan. 31 vs NYR, Oct. 31, vs EDM, Dec. 30 vs ATL; 2010-Feb. 7 at MTL, Mar. 23 at ATL, Mar. 30 at NJ, Nov. 18 vs FLA; 2011-Mar. 1 at OTT, Dec. 13 vs LA; Dec. 23 vs FLA; 2012-Jan. 5 vs CGY; 2013-Feb. 2 at TOR, Mar. 9 vs PHI, Mar. 23 at TOR, Apr. 4 vs NJ, Apr. 21 vs FLA, Apr. 25 vs TB; Oct. 19 at TB, Nov. 11 vs TB, Dec. 17 vs CGY, Dec. 27 vs OTT; 2014-Jan. 11 at SJ, Mar. 6 vs WSH, Mar. 27 vs CHI, Nov. 18 vs STL; 2015-Jan. 15 vs NYR, Mar. 14 vs PIT; Oct. 27 vs ARI, Nov. 21 vs TOR, Dec. 5 at VAN, Dec. 16 vs PIT; 2016-Oct. 29 at DET, Nov. 7 vs BUF, Nov. 13 at COL, Dec. 18 vs LA, 2017-Jan. 7 at FLA, Feb. 12 vs MTL, Mar. 30 vs DAL, Apr. 4 vs TB)

## NHL SHUTOUTS, PLAYOFFS..... 5

(2013-June 1 at PIT, June 7 vs PIT, June 17 vs CHI; 2014-Apr. 22 vs DET, May 8 at MTL)

## CAREER VS. NHL TEAMS

	GP	W-L-O	GAA	SV%	SO
Anaheim	7	1-5-1	3.56	.857	0
Arizona	10	9-1-0	1.60	.941	1
Boston	-	-	-	-	-
Buffalo	21	13-5-1	2.05	.934	1
Calgary	7	4-0-3	1.61	.940	2
Carolina	14	7-3-3	1.89	.939	0
Chicago	8	3-2-1	2.17	.924	1
Colorado	6	1-4-1	1.83	.937	1
Columbus	11	7-3-0	2.20	.920	0
Dallas	8	5-2-1	2.34	.924	1
Detroit	17	9-5-2	2.74	.894	1
Edmonton	8	4-2-2	2.79	.895	1
Florida	24	20-3-1	1.48	.950	4
Los Angeles	6	3-3-0	2.26	.931	2
Minnesota	6	2-3-1	1.96	.937	0
Montreal	26	7-15-3	2.51	.915	2
Nashville	7	3-1-2	2.22	.923	0
New Jersey	12	5-4-2	1.55	.944	2
NY Islanders	16	10-5-0	2.39	.926	0
NY Rangers	20	9-7-3	2.25	.923	2
Ottawa	21	8-7-4	2.34	.921	2
Philadelphia	18	12-2-3	2.10	.926	1
Pittsburgh	17	9-6-2	2.29	.926	2
St. Louis	10	4-2-3	2.39	.913	1
San Jose	8	5-3-0	2.87	.909	1
Tampa Bay	20	13-6-1	2.59	.904	4
Toronto	25	15-5-2	2.07	.927	2
Vancouver	8	3-4-1	2.46	.908	1
Vegas	-	-	-	-	-
Washington	16	1-9-5	3.06	.889	1
Winnipeg	18	12-6-0	1.99	.930	2



**CAREER:** Has won one Stanley Cup championship (2011 with Boston) ... Has a 21-28 record in NHL shootouts (54 goals allowed on 197 shots) ... Has faced ten career penalty shots, nine regular season and one playoff (four goals allowed) ... Has played in one NHL All-Star Game (2017) ... **2016-17:** Hit the 30-win mark for the fourth straight season with a

career-high of 37, becoming just the second goaltender in team history with four 30-win campaigns (Tim Thomas) ... Had a career-high eight shutouts, which ranked second in the NHL, and moved into second place on the team's all-time shutouts list with 38 ... Lost a shutout bid with five minutes or less remaining in regulation play on six other occasions ... Had two assists on Oct. 17 at Winnipeg, which was the first multiple-point game ever by a Boston goaltender ... Won 11 of his first 13 starts which was the best start by a Bruins goaltender since 1973-74 ... Stopped Philadelphia's Jakub Voracek on a penalty shot on Nov. 29 ... Dressed as backup for 13 games ... Played in his first NHL All-Star Game on Jan. 29 in Los Angeles ... Recorded his 200th NHL win on Mar. 13 at Vancouver ... Missed four games to injuries ... **2015-16:** Hit the 20-win mark for the fourth time in his career and the 30-win mark for the third straight season ... Tied his career-best point streak with a ten-game stretch from Nov. 21-Dec. 18 (8-0-2) ... Had four shutouts - 6-0 vs. Arizona Oct. 27, 2-0 vs. Toronto Nov. 21, 4-0 at Vancouver Dec. 5 and 3-0 vs. Pittsburgh on Dec. 16 ... Allowed two goals or less in 34 of his 58 complete games ... Faced two penalty shots, allowing goals to Columbus' Alexander Wennberg on Feb. 16 and to Tampa Bay's Steven Stamkos on Feb. 28 ... Played his 300th NHL game on Jan. 21 vs. Vancouver ... Dressed as backup for 17 games ... **2014-15:** Played a career season-high 70 games, which tied the club record for most by a goaltender in a season (Jack Gelineau, 1950-51; Jim Henry, 1951-52, 1952-53 and 1953-54; and Eddie Johnston, 1963-64), and included a career-high 18 straight regular season games from Jan. 10-Feb. 24 (played 22 straight in the 2013 post-season) ... It was the most consecutive regular season games played by a Boston goaltender since Tim Thomas also played 18 straight from Jan. 27-Mar. 3, 2007 ... Allowed two goals or fewer in 42 of his 64 complete games ... Tied his previous career-best point streak with a ten-game stretch in which he went 7-0-3 from Dec. 21-Jan. 15 ... Had three shutouts - 2-0 vs. St. Louis on Nov. 18, 3-0 vs. NY Rangers on Jan. 15 and 2-0 vs. Pittsburgh on Mar. 14 ... Faced one penalty shot, stopping Toronto's Phil Kessel on Dec. 31 ... Played his 200th NHL game on Oct. 15 in Detroit ... Dressed as backup for ten games and missed two games to illness or injury ... Was named the NHL's Third Star for the month of January, during which he went 7-1-3 with a 1.61 goals against average and .949 save percentage ... **2013-14:** Led the NHL in shutouts (7), ranked second in save percentage (.930), fourth in goals against average (2.04) and fifth in wins (36) while compiling career season-highs in games and minutes played, wins and shutouts ... Allowed two goals or fewer in 38 of his 58 starts, including seven shutouts - 5-0 at Tampa Bay on Oct. 19; 3-0 vs. Tampa Bay on Nov. 11; 2-0 vs. Calgary on Dec. 17; 5-0 vs. Ottawa on Dec. 27; 1-0 at San Jose on Jan. 11; 3-0 vs. Washington on Mar. 6 and 3-0 vs. Chicago on Mar. 27 ... Had a career-best ten-game point streak from

Mar. 2-30 (9-0-1 record) which included a seven-game win streak which matched his previous career-best ... Faced two penalty shots, allowing a goal by Dallas' Vern Fiddler on Nov. 5 and stopping NY Rangers' Chris Kreider on Nov. 19 ... Did not play in consecutive games just twice ... Recorded his 100th NHL/Bruins win with a 4-3 shootout victory on Mar. 30 at Philadelphia ... Dressed as backup for 23 games and did not dress for one game ... Allowed two goals or fewer in seven of his 12 playoff games ... Recorded two post-season shutouts with a 3-0 win on Apr. 22 vs. Detroit and a 1-0 overtime victory on May 8 in Montreal ... Won four straight playoff games from Apr. 20-26 ... **2012-13:** Ranked among the NHL goaltending leaders in goals against average (2.00, tied for fourth); save percentage (third at .929) and shutouts (tied for first with five) ... Allowed two goals or fewer in 24 of his 34 complete games ... Faced 30-or-more shots in 13 games with his season-high 42 by Carolina in a 6-2 win on Apr. 8 ... Had five shutouts - 1-0 at Toronto on Feb. 2; 3-0 vs. Philadelphia on Mar. 9; 1-0 vs. New Jersey on Apr. 4; 3-0 vs. Florida on Apr. 21; and 2-0 vs. Tampa Bay on Apr. 25 - which matched his previous career season-high ... Had an eight-game point streak at 7-0-1 from Feb. 2-29 (1.36 GAA and .951 Sv %) which included a five-game win streak from Feb. 17-29 ... 20 of his 34 decisions were one-goal games (9-5-5 record) with another four games two-goal losses involving empty net goals against ... Recorded his fourth career assist on Apr. 20 vs. Pittsburgh ... Went 4-2 in shutouts (seven goals on 26 shots) ... Dressed as backup for 12 games ... Led the post-season in save percentage and shutouts (tied), was second in wins and fourth in goals against average ... Recorded his first three career playoff shutouts with a 3-0 win at Pittsburgh on June 1, a 1-0 win in the clinching game four vs. the Penguins on June 7 and 2-0 vs. Chicago on June 17 ... Set a club record for home playoff shutout streak at 193:16 spanning game four of the CF and game three of the SCF ... Twice set career-highs for shots faced in a playoff game with 54 against in a 2-1 double-overtime win vs. Pittsburgh on June 5 and 63 in the triple-overtime 4-3 loss in game one of the Stanley Cup Final vs. Chicago on June 12 ... Had a career-best five-game post-season win streak from May 25-June 7 ... Set a club record for fewest goals allowed in a four-game playoff series as he allowed just two to Pittsburgh in the Conference Final (0.44 GAA in that series) ... Played 17 games with Plzen in the Czech Republic during the lockout with a 10-7-0 record and 2.13 goals against average in those games ... **2011-12:** Allowed two goals or fewer in 12 of his complete games ... Had three shutouts - 3-0 vs. Los Angeles on Dec. 13, 8-0 vs. Florida on Dec. 23 and 9-0 over Calgary on Jan. 5 ... The Dec. 13 and 23 shutouts came in consecutive starts, which were the first back-to-back shutouts of his career and encompassed a career-best 170:26 shutout span ...





# TUUKKA RASK



Had a career-best seven-game win streak from Dec. 10-Jan. 16 with an 0.93 goals against average and .970 save percentage in that stretch ... Faced the team's only penalty shot against, stopping Winnipeg's Chris Thorburn on Jan. 10 ... Played his 100th NHL game on Feb. 17 at Winnipeg ... Dressed as backup for 40 games ... Missed 19 regular season and five playoff games to injury ... **2010-11:** Matched his career-best with a four-game win streak from Feb. 17-Mar. 1 ... Had two shutouts, a 4-0 win vs. Florida Nov. 18 and a 1-0 win at Ottawa Mar. 1 ... Faced one penalty shot, allowing a goal to NY Islanders' Frans Nielsen on Dec. 9 ... Faced 30-or-more shots in 20 of his 25 complete games including 41 shots each Nov. 11 vs. Montreal and Nov. 18 vs. Florida ... Dressed as backup for 53 regular season and 25 playoff games. ... **2009-10:** Led the NHL with a 1.97 GAA and .931 save percentage ... Was the first Boston goaltender with a GAA below 2.00 since 1998-99 and his 1.97 was the lowest by any Boston netminder since 1938-39 ... Had five shutouts on the season - 2-0 on Oct. 31 vs. Edmonton, 4-0 on Dec. 30 vs. Atlanta, 3-0 on Feb. 7 in Montreal, 4-0 on Mar. 23 in Atlanta and 1-0/OT in New Jersey on Mar. 30 ... Had a seven-game point streak from Nov. 19-Dec. 10 (6-0-1) and six-game point streaks each from Feb. 4-13 (4-0-2) and Mar. 30-Apr. 10 (5-0-1) ... Started a career-best seven straight games twice - from Feb. 4-Mar. 2 (4-1-2) and Mar. 30-Apr. 10 (5-0-1) ... Faced his first career penalty shot Mar. 23 in Atlanta, stopping Colby Armstrong ... Dressed as backup for 34 games ... Missed three games to injury ... Went 7-6 with a 2.61 GAA and .912 save percentage while playing in all 13 post-season games ... Became just the second goalie in league history to assist on an overtime goal (Dominik Hasek) with a helper in double overtime Apr. 21 vs. Buffalo ... Stopped his first career playoff penalty shot, an attempt by Philadelphia's Ville Leino on May 12 ... Played his first NHL playoff game Apr. 15 at Buffalo (2-1 loss) with his first career playoff win a 5-3 victory in Buffalo Apr. 17 ... **2008-09:** Spent most of the season with Providence/AHL with a 33-20-4 record and 2.50 GAA in 57 games ... Tied for second in the AHL in wins ... Played in all 16 Providence playoff games as the AHL Bruins advanced to the Eastern Conference Final ... Recalled on three occasions to Boston - Jan. 10 (dressed as backup for one game); Jan. 12-13 (dressed as backup for one game); and Jan. 26-Feb. 2 (1-0-0 in one game played, dressed as backup for three games) ... Played his lone NHL game of the season with his first career shutout in a 1-0 performance vs. New York Rangers on Jan. 31 ... Dressed as backup for five Boston games ... **2007-08:** Played most of his first pro season in Providence/AHL with a 27-13-2 record (fifth in the AHL in wins), 2.33 GAA and .905 save percentage in 45 AHL Bruins games ... Recalled on four occasions to Boston, from Nov. 5-11 (dressed as backup for three games), Nov. 15-18 (dressed as backup for two games), Nov. 19-Dec. 15 (2-1-1 in four games, dressed as backup for ten games) and Jan. 5 (dressed as backup for one game) ... Played his first NHL game and earned his first NHL win with a 4-2 victory in Toronto on Nov. 20 ... Won his first two Boston games ... Faced 30+ shots in each of his three complete games ... Dressed as backup for 16 Boston games ... **Europe:** Played two seasons with Ilves in Finland's top league with a 30-26-17 record and 2.14 goals against average in 79 games over that span ... Tied for the league's seventh-best goals against average in 2005-06 at 2.09 and had the fifth-best GAA in the league in 2006-07 at 2.38 ... **International:** Played for Team Finland in three World Junior Championships - 2005 (2-3-0 record in five games), 2006 (4-2-0 record in

six games) and 2007 (2-4-0 record in six games) ... Was named the Tournament's top goaltender and to the All-Tournament Team in 2006 ... Back-stopped Team Finland to a Bronze medal in the 2014 Olympic Games in Sochi (3-1 record, 1.73 gaa and .938 save percentage in four games, including a 5-0 shutout in the medal game) ... Played in the 2016 World Cup of Hockey (0-2 record and 2.02 gaa in two games).

**AWARDS:** Vezina Trophy (2013-14) ... NHL First All-Star Team (2013-14)

**TRANSACTIONS:** Toronto's first pick, 21st overall, in the 2005 NHL Entry Draft ... Traded to Boston by Toronto for Andrew Raycroft, June 24, 2006.

**ETC:** Full name, Tuukka Mikael Rask ... Nickname, Tuukks ... He and his girlfriend Jasmiina have two daughters, Vivien and Adelie ... Plays the drums ... Is one of two goaltenders in NHL history to have assisted on a playoff overtime goal (Dominik Hasek) ... Enters this season with the second best career goals against average (2.24) and save percentage (.923, tied) of all active goaltenders who have played in 50-or-more career games ... Enters this season in second place on the club's all-time shutouts list; and in fifth place in games and minutes played and fourth in wins on the team's all-time lists ... Twitter, @tuukkarask.

**CONTRACT STATUS:** Is in year five of an eight-year contract with an NHL cap figure of \$7,000,000.



## CAREER STATS

Season	Team	League	GP	MINS	Regular Season					Playoffs					
					W-L-O	GA	GAA	SO	SV%	GP	MINS	W-L	GA	GAA	SO
2005-06	Ilves	Finland	30	1724	12-8-7	60	2.09	2	-	3	180	0-3	7	2.33	0
2006-07	Ilves	Finland	49	2872	18-18-10	114	2.38	3	-	7	397	2-5	20	3.02	0
2007-08	Boston Bruins	NHL	4	184	2-1-1	10	3.26	0	.886	-	-	-	-	-	-
	Providence Bruins	AHL	45	2570	27-13-2	100	2.33	1	.905	10	605	6-4	22	2.18	2
2008-09	Boston Bruins	NHL	1	60	1-0-0	0	0.00	1	1.000	-	-	-	-	-	-
	Providence Bruins	AHL	57	3340	33-20-4	139	2.50	4	.915	16	977	9-7	36	2.21	0
2009-10	Boston Bruins	NHL	45	2562	22-12-5	84	1.97	5	.931	13	829	7-6	36	2.61	0
2010-11	Boston Bruins	NHL	29	1594	11-14-2	71	2.67	2	.918	-	-	-	-	-	-
2011-12	Boston Bruins	NHL	23	1290	11-8-3	44	2.05	3	.929	-	-	-	-	-	-
2012-13	Plzen	Cze Rep	17	987	10-7-0	35	2.13	0	-	-	-	-	-	-	-
	Boston Bruins	NHL	36	2104	19-10-5	70	2.00	5	.929	22	1466	14-8	46	1.88	3
2013-14	Boston Bruins	NHL	58	3386	36-15-6	115	2.04	7	.930	12	753	7-5	25	1.99	2
2014-15	Boston Bruins	NHL	70	4063	34-21-13	156	2.30	3	.922	-	-	-	-	-	-
2015-16	Boston Bruins	NHL	64	3678	31-22-8	157	2.56	4	.915	-	-	-	-	-	-
2016-17	Boston Bruins	NHL	65	3680	37-20-5	137	2.23	8	.915	6	402	2-4	15	2.24	0
<b>NHL &amp; Boston Totals</b>			<b>395</b>	<b>22601</b>	<b>204-123-48</b>	<b>844</b>	<b>2.24</b>	<b>38</b>	<b>.923</b>	<b>53</b>	<b>3450</b>	<b>30-23</b>	<b>122</b>	<b>2.12</b>	<b>5</b>

# TIM SCHALLER

Left Wing | 6'1" | 219 lbs. | Shoots Left | Hometown: Merrimack, NH



# 59

**Born:**  
**November 16, 1990 in**  
**Merrimack, NH**

#### NHL FIRSTS:

**Game**.....Nov. 29, 2014 at MTL  
**Goal**.....Dec. 21, 2014 at BOS  
**Assist**.....Mar. 16, 2015 vs WSH

#### NHL SINGLE-GAME HIGHS:

**Goals**.....1 (9x; last Feb. 9, 2017 vs SJ)  
**Assists**.....1 (10x; last Jan. 24, 2017 vs DET)  
**Points**.....1 (19x; last 0-1=1, Jan. 24, 2017 vs DET)

#### NHL SINGLE-SEASON HIGHS:

**Games**.....59 (2016-17)  
**Goals**.....7 (2016-17)  
**Assists**.....7 (2016-17)  
**Points**.....14 (2016-17)

#### NHL CAREER-BEST STREAKS:


**Goal**.....1 (9x; last 1-0=1, Feb. 9, 2017)  
**Assist**.....2 (0-2=2, Nov. 25-27, 2016)  
**Point**.....2 (0-2=2, Nov. 25-27, 2016)

**NHL MULTI-GOAL GAMES**.....0

**NHL MULTI-POINT GAMES**.....0

#### CAREER VS. NHL TEAMS

	GP	G	A	PTS	PIM
Anaheim	1	0	0	0	0
Arizona	4	0	0	0	2
Boston	3	1	0	1	0
Buffalo	4	1	0	1	2
Calgary	1	0	1	1	0
Carolina	4	1	1	2	2
Chicago	3	0	0	0	0
Colorado	3	0	1	1	0
Columbus	1	1	0	1	0
Dallas	3	0	0	0	0
Detroit	6	1	1	2	2
Edmonton	1	0	0	0	0
Florida	5	1	0	1	6
Los Angeles	2	0	0	0	2
Minnesota	3	0	0	0	5
Montreal	4	0	1	1	0
Nashville	2	0	0	0	0
New Jersey	4	0	0	0	0
NY Islanders	3	0	0	0	0
NY Rangers	4	0	0	0	2
Ottawa	4	0	0	0	0
Philadelphia	3	0	0	0	0
Pittsburgh	4	0	2	2	0
St. Louis	2	0	0	0	0
San Jose	2	1	0	1	0
Tampa Bay	5	0	1	1	0
Toronto	3	0	0	0	0
Vancouver	1	0	0	0	2
Vegas	-	-	-	-	-
Washington	6	1	1	2	2
Winnipeg	3	1	1	2	0



**CAREER: 2016-17:** Established career season-highs in goals, assists, points, and games played ... Had points in consecutive games once, with single assists each on Nov. 25 and 27 ... Had his first NHL fight on Oct. 25 vs. Minnesota's Zac Dalpe ... Missed 14 games with a lower body injury and did not dress (coach's decision) for nine games ... Played his first NHL playoff game on Apr. 12 in Ottawa and scored his first career playoff goal and point with a shorthanded tally on Apr. 15 in Ottawa ... **2015-16:** Again split the season between Buffalo and Rochester/AHL ... Had

12-14=26 totals in 37 AHL games ... Recalled twice to Buffalo, from Oct. 26-Dec. 2 (0-2=2 totals in six games) and Jan. 4-27 (1-0=1 totals in 11 contests) ... Scored his lone goal of the season with the shorthanded, game-winning effort on Jan. 16 vs. Washington ... Did not dress (coach's decision) for ten Buffalo games ... **2014-15:** Spent most of the season in Rochester/AHL with career-highs of 15 goals and 28 assists for 43 points in 65 Amerks games ... Had eight multiple-point AHL games, including a 2-3=5 effort on Nov. 21 vs. Utica ... Recalled to Buffalo eight times over the course of the season with 1-1=2 totals in 18 games over those stints ... Played his first NHL game on Nov. 29 vs. Montreal, scored his first NHL point with a goal at Boston on Dec. 21 and recorded his first NHL assist on Mar. 16 vs. Washington ... **2013-14:** Played his first pro season with Buffalo's AHL affiliate in Rochester and was voted by his teammates as the team's Most Improved Player ... Played his first pro game on Oct. 11 vs. Utica with his first pro point an assist in that game ... Scored his first pro goal Nov. 9 at Binghamton ... **College:** Played four seasons of college hockey at Providence College with 29 goals and 39 assists for 68 points and 161 penalty minutes in 131 career college games ... Was named the team's Most Valuable Freshman in 2009-10 ... Led the Friars in goals in 2011-12 and was a finalist for the Walter Brown Award that season, presented to the best American-born New England college hockey player ... Led the team in assists and was second in the school's scoring race with career-high 23 points in 38 games in 2012-13 and was named Hockey East Defensive Forward of the Year.

**TRANSACTIONS:** Signed by Buffalo as a free agent, Apr. 2, 2013 ... Signed by Boston as a free agent, July 1, 2016.

**ETC.:** Full name, Timothy Robert Schaller ... Single ... Twitter, @Tim-Scha11er.

**CONTRACT STATUS:** Is in year one of a one-year contract with an NHL cap figure of \$775,000.



#### CAREER STATS

Season	Team	League	Regular Season										Playoffs							
			GP	G	A	PTS	PIM	PP	SH	GW	+/-		GP	G	A	PTS	PIM	PP	SH	GW
2009-10	Providence College Friars	HE	33	2	3	5	40	-	-	-	-		-	-	-	-	-	-	-	-
2010-11	Providence College Friars	HE	34	5	14	19	36	-	-	-	-		-	-	-	-	-	-	-	-
2011-12	Providence College Friars	HE	26	14	7	21	24	-	-	-	-		-	-	-	-	-	-	-	-
2012-13	Providence College Friars	HE	38	8	15	23	71	-	-	-	-		-	-	-	-	-	-	-	-
2013-14	Rochester Americans	AHL	72	11	7	18	36	-	-	-	-		5	0	1	1	2	-	-	-
2014-15	Rochester Americans	AHL	65	15	28	43	116	-	-	-	-		-	-	-	-	-	-	-	-
	Buffalo Sabres	NHL	18	1	1	2	2	0	0	0	-5		-	-	-	-	-	-	-	-
2015-16	Rochester Americans	AHL	37	12	14	26	48	-	-	-	-		-	-	-	-	-	-	-	-
	Buffalo Sabres	NHL	17	1	2	3	2	0	1	1	+3		-	-	-	-	-	-	-	-
2016-17	Boston Bruins	NHL	59	7	7	14	23	0	0	2	-6		6	1	0	1	2	0	1	0
<b>NHL Totals</b>			<b>94</b>	<b>9</b>	<b>10</b>	<b>19</b>	<b>27</b>	<b>0</b>	<b>1</b>	<b>3</b>	<b>-8</b>		<b>6</b>	<b>1</b>	<b>0</b>	<b>1</b>	<b>2</b>	<b>0</b>	<b>1</b>	<b>0</b>
<b>Boston Totals</b>			<b>59</b>	<b>7</b>	<b>7</b>	<b>14</b>	<b>23</b>	<b>0</b>	<b>0</b>	<b>2</b>	<b>-6</b>		<b>6</b>	<b>1</b>	<b>0</b>	<b>1</b>	<b>2</b>	<b>0</b>	<b>1</b>	<b>0</b>




# ZACH SENYSHYN



Right Wing | 6'1" | 192 lbs. | Shoots Right | Hometown: Ottawa, ONT

19

**Born:**  
March 30, 1997 in  
Ottawa, ONT



**CAREER: 2016-17:** Joined Providence/AHL on Apr. 18 at the conclusion of his junior season and played four scoreless playoff games for the AHL Bruins ... Played his first pro game on Apr. 27 at Wilkes-Barre/Scranton in their Division Semifinal series ... **Juniors:** Played the last three full seasons with Sault Ste. Marie of the Ontario Hockey League with 113 goals and 62 assists for 175 points in 191 games over that span ... Was named to the Second OHL All-Rookie Team in 2014-15 with 45 points in 66 games ... Led the Greyhounds and was tied for fourth overall in the OHL in goals with 45 tallies and 65 points in 2015-16, including three games with four-or-more points and consecutive hat tricks in a 3-1=4 effort on Feb. 5 vs. Oshawa and a 4-1=5 night on Feb. 12 vs. Sudbury ... Was second in the Greyhounds' scoring race in 2016-17 with 42-23=65 totals, which ranked tied for sixth overall in the OHL in goals.

**TRANSACTIONS:** Boston's third pick, 15th overall, in the 2015 NHL Entry Draft.

**ETC.:** Full name, Zachary Paul Senyshyn ... Single ... Twitter, @ZachSenyshyn.

**CONTRACT STATUS:** Is in year one of a three-year entry level contract.



## CAREER STATS

Career Stats			Regular Season										Playoffs							
Season	Team	League	GP	G	A	PTS	PIM	PP	SH	GW	+/-	GP	G	A	PTS	PIM	PP	SH	GW	
2013-14	Smiths Falls Bears	CJHL	57	22	10	32	8	-	-	-	-	16	4	6	10	0	-	-	-	
	Sault Ste. Marie Greyhounds	OHL	4	1	1	2	0	-	-	-	-	-	-	-	-	-	-	-	-	
2014-15	Sault Ste. Marie Greyhounds	OHL	66	26	19	45	17	-	-	-	-	14	4	3	7	2	-	-	-	
2015-16	Sault Ste. Marie Greyhounds	OHL	66	45	20	65	20	-	-	-	-	12	2	7	9	6	-	-	-	
2016-17	Sault Ste. Marie Greyhounds	OHL	59	42	23	65	31	-	-	-	-	11	4	1	5	6	-	-	-	
	Providence Bruins	AHL	-	-	-	-	-	-	-	-	-	4	0	0	0	2	-	-	-	

# RYAN SPOONER

Center | 5'11" | 181 lbs. | Shoots Left | Hometown: Kanata, ONT



# 51

**Born:**  
**January 30, 1992 in**  
**Ottawa, ONT**

#### NHL FIRSTS:

**Game**..... Feb. 6, 2013 at MTL  
**Goal**..... Feb. 27, 2015 at NJ  
**Assist/Point**..... Oct. 31, 2013 vs ANA

#### NHL SINGLE-GAME HIGHS:

**Goals**..... 2 (4x; last Dec. 29, 2016 vs FLA)  
**Assists**..... 4 (Dec. 18, 2015 at PIT)  
**Points**..... 4 (0-4=4, Dec. 18, 2015 at PIT)

#### NHL SINGLE-SEASON HIGHS:

**Games**..... 80 (2015-16)  
**Goals**..... 13 (2015-16)  
**Assists**..... 36 (2015-16)  
**Points**..... 49 (2015-16)


#### NHL CAREER-BEST STREAKS:

**Goal**..... 2 (2x; last 2-0=2, Nov. 8-12, 2015)  
**Assist**..... 4 (3x; last 0-4=4, Jan. 21-26, 2016)  
**Point**..... 7 (3-5=8, Feb. 27-Mar. 12, 2015)

**NHL MULTI-GOAL GAMES**..... 4  
**NHL MULTI-POINT GAMES**..... 17

#### CAREER VS. NHL TEAMS

	GP	G	A	PTS	PIM
Anaheim	7	1	3	4	2
Arizona	5	1	3	4	0
Boston	-	-	-	-	-
Buffalo	11	4	5	9	6
Calgary	7	0	4	4	2
Carolina	7	2	3	5	2
Chicago	6	1	1	2	2
Colorado	5	2	2	4	0
Columbus	6	0	4	4	0
Dallas	4	1	2	3	0
Detroit	11	0	6	6	0
Edmonton	5	0	1	1	0
Florida	12	4	6	10	0
Los Angeles	6	0	2	2	2
Minnesota	4	0	1	1	0
Montreal	10	2	5	7	15
Nashville	6	0	5	5	0
New Jersey	5	3	1	4	0
NY Islanders	8	2	4	6	0
NY Rangers	7	1	2	3	2
Ottawa	13	4	3	7	4
Philadelphia	7	0	3	3	2
Pittsburgh	7	1	7	8	2
St. Louis	4	0	2	2	4
San Jose	5	1	2	3	2
Tampa Bay	12	1	3	4	2
Toronto	13	1	1	2	2
Vancouver	5	0	2	2	0
Vegas	-	-	-	-	-
Washington	9	0	2	2	0
Winnipeg	7	0	0	0	6



**CAREER:** Has a 4/14 record in NHL shootouts (three deciding goals) ... **2016-17:** Had five multiple-point games, all two-point efforts ... Had a five-game point streak from Dec. 22-31 (3-4=7 totals) ... Scored the overtime goal on Dec. 12 in Montreal ... Recorded his 100th NHL point with an assist on Jan. 24 vs. Detroit and played his 200th NHL game on Mar. 4 vs. New

Jersey ... Missed three games with a concussion and did not dress (coach's decision) for one game ... Had two assists in four games of the playoff series vs. Ottawa, including his first NHL playoff game on Apr. 12 in Ottawa ... Recorded his first career playoff assist and point on Apr. 15 in Ottawa ... Both of his post-season points came on the power play ... Did not dress (coach's decision) for two playoff games ... **2015-16:** Played his first full NHL season and established career season-highs in all categories ... Had eight multiple-point games, including a career-high four assists on Dec. 18 at Pittsburgh and a 1-2=3 night on Jan. 15 at Buffalo ... Had two four-game assist and point streaks, from Dec. 29-Jan. 8 (1-5=6 totals) and Jan. 21-26 (0-4=4 totals) ... Tied for first in the NHL with three deciding shootout goals ... Played his 100th NHL game Jan. 16 vs. Toronto ... Missed two games with injuries ... **2014-15:** Split the season between Boston and Providence/AHL where he had 8-18=26 totals with ten penalty minutes in 34 AHL games played ... Began the season in Boston, playing five scoreless games until his Oct. 19 assignment to Providence ... Recalled to Boston from Feb. 21-Apr. 13 (8-10=18 in 24 games) ... Had three multiple-point games, including his first two two-goal efforts on Mar. 10 and Mar. 19, both in his hometown of Ottawa ... Had a career-best seven-game point streak from Feb. 27-Mar. 12 (3-5=8 totals) which was the longest by a Boston rookie since Brad Boyes also scored in seven straight from Mar. 11-21, 2006 ... Also had a five-game point streak from Mar. 26-Apr. 2 (3-3=6 totals) ... Had at least one shot on goal in all but one of his 24 games played over his Feb. 21-Apr. 13 Boston stint ... Scored his first NHL goal with the overtime tally on Feb. 27 at New Jersey, becoming just the third Bruin in team history to score his first NHL goal in the extra session (Bernie Morris on Jan. 10, 1925; Steve Heinze on Mar. 28, 1992) ... Did not dress (coach's decision) for two games ... Returned to Providence for their playoff run, adding four assists in five AHL post-season games ... **2013-14:** Spent most of the season in Providence/AHL where he finished fourth in that team's scoring race with 11-35=46 totals and eight PIM in just 49 games ... Recalled to Boston on four occasions, Oct. 31-Nov. 4 (0-2=2 totals in two games), Dec. 8-Jan. 28 (0-9=9 totals in 20 games), Apr. 1-4 (did not dress for two games) and Apr. 9-11 (0-0=0 totals in one game) ... Had one multiple-point game, a three-assist effort on Dec. 23 at Nashville ... Had points in consecutive games on three occasions, Oct. 31-Nov. 2 (0-2=2 totals), Dec. 21-23 (0-4=4 totals) and Dec. 31-Jan. 2 (0-2=2 totals) ... Recorded his first NHL point with an assist on Oct. 31 vs. Anaheim ... Missed one game with an illness and did not dress (coach's decision) for three games ... Led Providence in playoff scoring with 6-9=15 totals in 12 AHL post-season games ... **2012-13:** Spent most of the season in Providence/AHL with two recalls to Boston from Feb. 4-7 and Mar. 18-24 ... Played his first NHL game on Feb. 6 at Montreal in his first recall and played three scoreless games during the

second summons ... Led the Providence Bruins in scoring with 17-40=57 totals and 14 PIM in 59 AHL games ... Was selected to the AHL's 2012-13 All-Rookie Team ... **2011-12:** Joined Providence/AHL at the conclusion of his junior season in Sarnia and had 1-3=4 totals in five AHL Bruins games ... **2010-11:** Joined the Providence Bruins on an amateur try-out agreement at the conclusion of his junior season in Kingston ... Had points in each of his three AHL games played with 2-1=3 totals ... Recorded his first professional point with an assist his first pro game on Apr. 8 vs. Portland ... Scored his first pro goal on Apr. 9 at Springfield ... **Juniors:** Played four seasons of junior hockey in the Ontario Hockey League with Peterborough, Kingston and Sarnia with 113-146=259 totals and 44 penalty minutes in 230 career junior games ... Enjoyed his best season offensively in 2010-11 with 35-46=81 combined totals with Peterborough and Kingston ... Scored four goals in a game twice in his OHL career.

**TRANSACTIONS:** Boston's third pick (second round), 45th overall, in the 2010 NHL Entry Draft.

**ETC:** Full name, Ryan Bradley Spooner ... Nickname, Spoons ... Single ... Is one of just three Bruins in club history to score his first NHL goal in regular season overtime ... Twitter, @RSpooner2376

**CONTRACT STATUS:** Is in year one of a one-year contract with an NHL cap figure of \$2,825,000.





# RYAN SPOONER



## CAREER STATS

Season	Team	League	Regular Season											Playoffs						
			GP	G	A	PTS	PIM	PP	SH	GW	+/-		GP	G	A	PTS	PIM	PP	SH	GW
2008-09	Peterborough Petes	OHL	62	30	28	58	8	-	-	-	-		4	0	1	1	0	-	-	-
2009-10	Peterborough Petes	OHL	47	19	35	54	12	-	-	-	-		3	0	1	1	2	-	-	-
2010-11	Peterborough Petes	OHL	14	10	9	19	2	-	-	-	-		-	-	-	-	-	-	-	-
	Kingston Frontenacs	OHL	50	25	37	62	6	-	-	-	-		5	4	2	6	2	-	-	-
	Providence Bruins	AHL	3	2	1	3	0	-	-	-	-		-	-	-	-	-	-	-	-
2011-12	Kingston Frontenacs	OHL	27	14	18	32	8	-	-	-	-		-	-	-	-	-	-	-	-
	Sarnia Sting	OHL	30	15	19	34	8	-	-	-	-		6	1	2	3	8	-	-	-
	Providence Bruins	AHL	5	1	3	4	0	-	-	-	-		-	-	-	-	-	-	-	-
2012-13	Boston Bruins	NHL	4	0	0	0	0	0	0	0	Evn		-	-	-	-	-	-	-	-
	Providence Bruins	AHL	59	17	40	57	14	-	-	-	-		12	2	3	5	4	-	-	-
2013-14	Boston Bruins	NHL	23	0	11	11	6	0	0	0	Evn		-	-	-	-	-	-	-	-
	Providence Bruins	AHL	48	11	35	46	8	-	-	-	-		12	6	9	15	2	-	-	-
2014-15	Boston Bruins	NHL	29	8	10	18	2	3	0	1	+2		-	-	-	-	-	-	-	-
	Providence Bruins	AHL	34	8	18	26	10	-	-	-	-		5	0	4	4	0	-	-	-
2015-16	Boston Bruins	NHL	80	13	36	49	35	6	0	4	-9		-	-	-	-	-	-	-	-
2016-17	Boston Bruins	NHL	78	11	28	39	14	3	0	3	-8		4	0	2	2	0	0	0	0
NHL & Boston Totals			214	32	85	117	57	12	0	8	-15		4	0	2	2	0	0	0	0

# MALCOLM SUBBAN



Goal | 6'2" | 200 lbs. | Catches Left | Hometown: Rexdale, ONT

# 70

**Born:**  
**December 21, 1993 in**  
**Toronto, ONT**

#### NHL FIRSTS:

**Game**..... Feb. 20, 2015 at STL  
**Win**..... None

#### NHL SINGLE-SEASON HIGHS:

**Games**..... 1 (2014-15, 2016-17)  
**Wins**..... None

#### NHL CAREER-BEST STREAKS:


**Win**..... None  
**Point**..... None

**NHL SHUTOUTS, REGULAR SEASON**..... 0

**NHL SHUTOUTS, PLAYOFFS**..... 0

#### CAREER VS. NHL TEAMS

	GP	W-L-O	GAA	SV%	SO
Anaheim	-	-	-	-	-
Arizona	-	-	-	-	-
Boston	-	-	-	-	-
Buffalo	-	-	-	-	-
Calgary	-	-	-	-	-
Carolina	-	-	-	-	-
Chicago	-	-	-	-	-
Colorado	-	-	-	-	-
Columbus	-	-	-	-	-
Dallas	-	-	-	-	-
Detroit	-	-	-	-	-
Edmonton	-	-	-	-	-
Florida	-	-	-	-	-
Los Angeles	-	-	-	-	-
Minnesota	1	0-1-0	5.81	.812	0
Montreal	-	-	-	-	-
Nashville	-	-	-	-	-
New Jersey	-	-	-	-	-
NY Islanders	-	-	-	-	-
NY Rangers	-	-	-	-	-
Ottawa	-	-	-	-	-
Philadelphia	-	-	-	-	-
Pittsburgh	-	-	-	-	-
St. Louis	1	0-1-0	5.81	.500	0
San Jose	-	-	-	-	-
Tampa Bay	-	-	-	-	-
Toronto	-	-	-	-	-
Vancouver	-	-	-	-	-
Vegas	-	-	-	-	-
Washington	-	-	-	-	-
Winnipeg	-	-	-	-	-



**CAREER: 2016-17:** Spent most of the season in Providence/AHL with an 11-14-5 record, 2.41 GAA and .917 save percentage with one shutout in 32 games ... Recalled once to Boston, from Oct. 24-29 and played his lone Boston game on Oct. 25 vs. Minnesota (5-0 loss) ... **Dressed as backup for one Boston game ... 2015-16:** Played the season in Providence/AHL with a 14-8-5 record, 2.46 GAA and .911 save percentage with one shutout in 27 games ... Suffered a fractured larynx when hit in the throat with a puck on Feb. 6 in Portland and did not play for the remainder

of the season ... Recalled once to Boston, from Feb. 1-4, but did not play in a game, dressing as backup on Feb. 2 vs. Toronto ... **2014-15:** Spent most of the season in Providence/AHL where he went 16-13-4 with a 2.44 goals against average and .921 save percentage in 35 AHL Bruins games played ... Began the season on Boston's roster but did not dress Oct. 8 vs. Philadelphia before his Oct. 9 assignment to Providence ... Recalled twice to Boston, from Jan. 30-Feb. 9 (dressed as backup for four games) and Feb. 16-21 (0-1-0 in one game) ... Played his first NHL game on Feb. 20 at St. Louis, allowing three goals in 31 minutes before he was relieved by Tuukka Rask and taking the 5-1 loss ... Dressed as backup for five games ... **2013-14:** Played his first professional season with Boston's AHL affiliate in Providence with a 15-10-5 record and 2.31 goals against average in 33 games ... Faced 40 shots in his first pro game on Oct. 5 with a 5-1 loss at St. John's ... Earned his first professional win with a 5-2 victory in Worcester on Nov. 9 ... Notched his first pro shutout with a 3-0 win vs. Worcester on Jan. 3 which kicked off a four-game win streak and six-game point streak

at 5-0-1 ... **Juniors:** Played three full seasons of junior hockey in the Ontario Hockey League with the Belleville Bulls ... Had a 64-42-6 record and 2.52 goals against average ... Named to the OHL's All-Rookie Team in 2011 ... Enjoyed his best junior season with the Bulls in 2012-13 with a 29-11-4 record and league-best 2.14 GAA and .934 save percentage in 46 games and earned a Third Team OHL All-Star berth ... Played 17 post-season games in 2013 as Belleville advanced to the Conference championship and led OHL goaltenders in playoff GAA (2.00) and shutouts (three) ... Named the Best Puckhandling Goalie and Best Shootout Goalie in the 2012-13 OHL Coaches Poll voting ... **International:** Played for Team Canada in the 2013 World Junior championship (4-2 record and 2.76 GAA in six games).

**TRANSACTIONS:** Boston's first pick, 24th overall, in the 2012 NHL Entry Draft.

**ETC.:** Full name, Malcolm-Jamaal Justin Subban ... Single ... His brother P.K. plays for the Nashville Predators while brother Jordan was drafted in the fourth round by Vancouver in 2013 and is currently in the Canucks organization ... Twitter, @Subbzero30.

**CONTRACT STATUS:** Is in year one of a two-year contract with an NHL cap figure of \$650,000.



#### CAREER STATS

Season	Team	League	GP	MINS	Regular Season					Playoffs					
					W-L-O	GA	GAA	SO	SV%	GP	MINS	W-L	GA	GAA	SO
2009-10	Belleville Bulls	OHL	1	13	0-0-0	0	0.00	0	-	-	-	-	-	-	-
2010-11	Belleville Bulls	OHL	32	1785	10-17-2	94	3.16	0	-	3	178	0-3	6	2.02	0
2011-12	Belleville Bulls	OHL	39	2258	25-14-0	94	2.50	3	-	6	369	2-4	18	2.93	0
2012-13	Belleville Bulls	OHL	46	2695	29-11-4	96	2.14	5	-	17	1021	11-6	34	2.00	3
2013-14	Providence Bruins	AHL	33	1920	15-10-5	74	2.31	1	-	6	244	2-2	12	2.96	0
2014-15	Boston Bruins	NHL	1	31	0-1-0	3	5.81	0	.500	-	-	-	-	-	-
	Providence Bruins	AHL	35	2017	16-13-4	82	2.44	3	-	2	160	1-1	3	1.12	0
2015-16	Providence Bruins	AHL	27	1635	14-8-5	67	2.46	1	-	-	-	-	-	-	-
2016-17	Boston Bruins	NHL	1	31	0-1-0	3	5.81	0	.813	-	-	-	-	-	-
	Providence Bruins	AHL	32	1789	11-14-5	72	2.41	1	-	3	113	0-2	4	2.12	0
<b>NHL &amp; Boston Totals</b>			<b>2</b>	<b>62</b>	<b>0-2-0</b>	<b>6</b>	<b>5.81</b>	<b>0</b>	<b>.727</b>	-	-	-	-	-	-



# JORDAN SZWARZ



Right Wing | 5'11" | 201 lbs. | Shoots Right | Hometown: Burlington, ONT

# 21

**Born:**  
May 14, 1991 in  
Burlington, ONT

#### NHL FIRSTS:

**Game**..... Oct. 29, 2013 vs LA  
**Goal/Point**..... Oct. 31, 2013 vs NSH  
**Assist**..... None

#### NHL SINGLE-GAME HIGHS:

**Goals**..... 1 (4x; last Mar. 26, 2015 at BUF)  
**Assists**..... None  
**Points**..... 1 (4x; last 1-0=1, Mar. 26, 2015 at BUF)

#### NHL SINGLE-SEASON HIGHS:

**Games**..... 26 (2013-14)  
**Goals**..... 3 (2013-14)  
**Assists**..... None  
**Points**..... 3 (2013-14)

#### NHL CAREER-BEST STREAKS:

**Goal**..... 1 (4x; last 1-0=1, Mar. 26, 2015)  
**Assist**..... None  
**Point**..... 1 (4x; last 1-0=1, Mar. 26, 2015)

**NHL MULTI-GOAL GAMES**..... 0

**NHL MULTI-POINT GAMES**..... 0

first pro game on Apr. 8 vs. Houston ... **Juniors:** Played four seasons of junior hockey with Saginaw of the Ontario Hockey League .... Had 71-122=203 totals in 262 career junior games ... Enjoyed his best junior season in 2010-11 with 27-39=66 totals which was second on the team's scoring race and he led the club at +33.


**TRANSACTIONS:** Phoenix's fourth pick, 97th overall, in the 2009 NHL Entry Draft ... Signed by Boston as a free agent, July 1, 2017.

**ETC:** Full name, Jordan Connor Szwarc ... Single ... Enjoys golf and fishing ... Twitter, @jszwarc.

**CONTRACT STATUS:** Is in year one of a one-year contract with an NHL cap figure of \$650,000.

#### CAREER VS. NHL TEAMS

	GP	G	A	PTS	PIM
Anaheim	2	0	0	0	10
Arizona	-	-	-	-	-
Boston	-	-	-	-	-
Buffalo	2	1	0	1	2
Calgary	3	0	0	0	0
Carolina	1	0	0	0	2
Chicago	1	0	0	0	0
Colorado	1	1	0	1	0
Columbus	-	-	-	-	-
Dallas	-	-	-	-	-
Detroit	1	0	0	0	0
Edmonton	1	0	0	0	7
Florida	-	-	-	-	-
Los Angeles	1	0	0	0	0
Minnesota	-	-	-	-	-
Montreal	1	0	0	0	0
Nashville	2	1	0	1	0
New Jersey	1	1	0	1	0
NY Islanders	1	0	0	0	0
NY Rangers	-	-	-	-	-
Ottawa	1	0	0	0	0
Philadelphia	-	-	-	-	-
Pittsburgh	1	0	0	0	0
St. Louis	2	0	0	0	0
San Jose	4	0	0	0	0
Tampa Bay	1	0	0	0	0
Toronto	2	0	0	0	0
Vancouver	4	0	0	0	0
Vegas	-	-	-	-	-
Washington	1	0	0	0	0
Winnipeg	1	0	0	0	0



**CAREER: 2016-17:** Spent the season in Providence/AHL where he led that team in goals and points and recorded pro career season-highs in all categories with 22-32=65 totals in 65 games ... Tied for the club lead with six power play tallies ... Was third on the team in post-season scoring with 6-5=11 totals as the AHL Bruins advanced to the Conference Finals ... **2015-16:** Spent the season in Springfield/AHL with 12-11=23 totals in 56 games ... **2014-15:** Played most of the season in Portland/AHL with 9-13=22 totals in 45 games ...

Recalled once to Arizona, playing the final nine games of the regular season from Mar. 24-Apr. 11 and scoring his lone NHL goal that season on Mar. 26 vs. Buffalo ... **2013-14:** Split the season between Phoenix and their AHL affiliate in Portland .... Scored three goals in 26 Coyotes games over two recalls ... His longest consecutive-games played stretch were two nine-game stints ... Played his first NHL game on Oct. 29 vs. Los Angeles and scored his first NHL goal and point in the next game on Oct. 31 vs. Nashville ... Had 8-6=14 totals in 27 AHL games ... **2012-13:** Played the season in Portland/AHL with 11-22=33 totals in 60 games ... Tied for third overall in the AHL with three shorthanded tallies ... **2011-12:** Played his first full pro season in Portland/AHL with 7-13=20 totals in 58 games ... Recorded his first pro point with an assist vs. Providence on Nov. 12 and scored his first pro goal on Nov. 15 vs. Adirondack ... **2009-10:** Joined San Antonio/AHL at the conclusion of his junior season, playing his



#### CAREER STATS

Season	Team	League	Regular Season										Playoffs						
			GP	G	A	PTS	PIM	PP	SH	GW	+/-	GP	G	A	PTS	PIM	PP	SH	GW
2007-08	Saginaw Spirit	OHL	65	12	21	33	56	-	-	-	-	4	0	0	0	2	-	-	-
2008-09	Saginaw Spirit	OHL	67	17	34	51	76	-	-	-	-	8	1	5	6	10	-	-	-
2009-10	Saginaw Spirit	OHL	65	26	28	54	82	-	-	-	-	6	1	2	3	0	-	-	-
	San Antonio Rampage	AHL	1	0	0	0	0	-	-	-	-	-	-	-	-	-	-	-	-
2010-11	Saginaw Spirit	OHL	65	27	39	66	90	-	-	-	-	12	4	9	13	8	-	-	-
2011-12	Portland Pirates	AHL	58	7	13	20	28	-	-	-	-	-	-	-	-	-	-	-	-
2012-13	Portland Pirates	AHL	60	11	22	33	31	-	-	-	-	-	-	-	-	-	-	-	-
2013-14	Phoenix Coyotes	NHL	26	3	0	3	19	0	0	1	-6	-	-	-	-	-	-	-	-
	Portland Pirates	AHL	27	8	6	14	55	-	-	-	-	-	-	-	-	-	-	-	-
2014-15	Arizona Coyotes	NHL	9	1	0	1	2	0	0	0	-2	-	-	-	-	-	-	-	-
	Portland Pirates	AHL	45	9	13	22	65	-	-	-	-	5	1	2	3	8	-	-	-
2015-16	Springfield Falcons	AHL	56	12	11	23	31	-	-	-	-	-	-	-	-	-	-	-	-
2016-17	Providence Bruins	AHL	65	22	32	54	76	-	-	-	-	17	6	5	11	18	-	-	-
<b>NHL Totals</b>			<b>35</b>	<b>4</b>	<b>0</b>	<b>4</b>	<b>21</b>	<b>0</b>	<b>0</b>	<b>1</b>	<b>-8</b>	-	-	-	-	-	-	-	-

# FRANK VATRANO

Left Wing | 5'9" | 201 lbs. | Shoots Left | Hometown: East Longmeadow, MA



# 72

**Born:**  
**March 14, 1994 in**  
**East Longmeadow, MA**

#### NHL FIRSTS:

**Game**.....Nov. 7, 2015 at MTL  
**Goal**.....Nov. 7, 2015 at MTL  
**Assist**.....Nov. 25, 2015 at DET

#### NHL SINGLE-GAME HIGHS:

**Goals**.....3 (Dec. 18, 2015 at PIT)  
**Assists**.....2 (2x; last Feb. 11, 2017 vs VAN)  
**Points**.....3 (2x; last 1-2=3, Feb. 11, 2017 vs VAN)

#### NHL SINGLE-SEASON HIGHS:

**Games**.....44 (2016-17)  
**Goals**.....10 (2016-17)  
**Assists**.....8 (2016-17)  
**Points**.....18 (2016-17)


#### NHL CAREER-BEST STREAKS:

**Goal**.....2 (2-0=2, Feb. 11-12, 2017)  
**Assist**.....2 (0-2=2, Mar. 24-26, 2016)  
**Point**.....3 (1-2=3, Mar. 23-26, 2016)

**NHL MULTI-GOAL GAMES**.....2  
**NHL MULTI-POINT GAMES**.....7

#### CAREER VS. NHL TEAMS

	GP	G	A	PTS	PIM
Anaheim	1	1	1	2	0
Arizona	1	0	0	0	0
Boston	-	-	-	-	-
Buffalo	4	1	2	3	2
Calgary	2	0	0	0	0
Carolina	3	0	0	0	0
Chicago	2	0	0	0	2
Colorado	1	0	0	0	2
Columbus	1	0	0	0	0
Dallas	1	1	0	1	0
Detroit	6	3	1	4	6
Edmonton	4	0	0	0	0
Florida	4	1	1	2	0
Los Angeles	1	0	0	0	0
Minnesota	1	0	0	0	0
Montreal	5	2	0	2	2
Nashville	3	0	0	0	0
New Jersey	5	1	1	2	6
NY Islanders	3	0	0	0	0
NY Rangers	3	1	0	1	2
Ottawa	7	0	0	0	2
Philadelphia	3	0	0	0	0
Pittsburgh	4	3	0	3	0
St. Louis	3	2	1	3	0
San Jose	3	0	0	0	2
Tampa Bay	2	1	0	1	2
Toronto	4	0	1	1	0
Vancouver	3	1	3	4	0
Vegas	-	-	-	-	-
Washington	3	0	0	0	0
Winnipeg	-	-	-	-	-



**CAREER:** Has an 0/1 record in NHL shootouts ...  
**2016-17:** Set career season-highs in all categories ... Began the season as a non-roster player after undergoing September 26 foot surgery and was assigned to Providence/AHL on a conditioning stint from Dec. 16-19 (2-0=2 totals with four PIM in two AHL games played) ... Had five multiple-point games

with his season-high a 1-2=3 effort on Feb. 11 vs. Vancouver which tied his career-high for assists and points in a game ... Had points in consecutive games twice, from Dec. 29-31 (1-2=3 totals) and Feb. 11-2 (2-2=4) ... Played his first NHL playoff game on Apr. 12 in Ottawa and scored his first career playoff goal and point with Boston's first goal of the series in that game ... **2015-16:** Split the season between Boston and Providence/AHL ... Recalled to Boston on three occasions - Nov. 6-Jan. 21, Mar. 14-16 and Mar. 22-Apr. 11 ... Had two multiple-point games, including his first NHL hat trick scored Dec. 18 at Pittsburgh which was the first by a Bruins rookie since 2008 (Blake Wheeler) ... Had a three-game point streak from Mar. 23-26 (1-2=3 totals) ... Played his first NHL game Nov. 7 at Montreal and scored his first NHL goal in that game ... Recorded his first NHL assist Nov. 25 at Detroit ... Missed two games with injury and did not dress (coach's decision) for two games ... Was named a co-winner of the AHL's Most Outstanding Rookie award and to both the AHL First All-Star Team and All-Rookie Team as well ... Led the AHL in goals and became just the fourth AHL player ever to average a goal per game in a season of at least 30 games ... **2014-15:** Signed a contract with the Bruins as a free agent on Mar. 13, foregoing his final two seasons of college eligibility ... Was assigned to Boston's AHL affiliate in Providence and scored one goal in five games with the AHL Bruins ... Played his first professional game Mar. 27 at Hartford and scored his first pro point with a power play goal Apr. 11 at Worcester ... **College:** Played two seasons of college hockey at the University of Massachusetts-Amherst where he had 18-10=28 totals with 28 penalty minutes in 36 games ... Redshirted his freshman season in 2013-14, playing just one scoreless game during the Hockey East tournament but was named to the Hockey East All-Academic Team that season ... Had 18-10=28 totals while playing in all 36 games in 2014-15, leading the team in goals while finishing second overall in the club's scoring race ... **Juniors:** Played two seasons in the EJHL with the Boston Junior Bruins with 13-11=24 totals and 22 PIM in 27 career games and was named to the EJHL All-Star Team in 2012-13 ... Also played two-plus seasons for the U.S. National Team Development Program with 18-16=34 totals and 32 PIM in 59 USHL contests while adding 19-11=30 totals in 53 games with the U.S. National U-17 Team in 2010-11 and 16-19=35 totals in 60 games with the U.S. National U-18 Team in 2011-12.

**TRANSACTIONS:** Signed by Boston as a free agent, Mar. 13, 2015.

**ETC.:** Full name, Frank Vatrano ... Single ... Twitter, @Frank\_Vatrano.

**CONTRACT STATUS:** Is in year three of a three-year entry level contract.





# FRANK VATRANO



## CAREER STATS

Season	Team	League	Regular Season											Playoffs						
			GP	G	A	PTS	PIM	PP	SH	GW	+/-		GP	G	A	PTS	PIM	PP	SH	GW
2009-10	Boston Junior Bruins	EJHL	8	0	2	2	2	-	-	-	-		-	-	-	-	-	-	-	-
2010-11	USNTDP	USHL	34	11	4	15	22	-	-	-	-		2	1	0	1	0	-	-	-
	US National U-17 Team	USDP	53	19	11	30	50	-	-	-	-		-	-	-	-	-	-	-	-
2011-12	USNTDP	USHL	24	7	11	18	8	-	-	-	-		-	-	-	-	-	-	-	-
	US National U-18 Team	USDP	60	16	19	35	42	-	-	-	-		-	-	-	-	-	-	-	-
2012-13	Boston Junior Bruins	EJHL	19	13	9	22	20	-	-	-	-		-	-	-	-	-	-	-	-
	US National U-18 Team	USDP	5	0	4	4	21	-	-	-	-		-	-	-	-	-	-	-	-
2013-14	University of Massachusetts Minutemen	HE	1	0	0	0	0	-	-	-	-		-	-	-	-	-	-	-	-
2014-15	University of Massachusetts Minutemen	HE	36	18	10	28	28	-	-	-	-		-	-	-	-	-	-	-	-
	Providence Bruins	AHL	5	1	0	1	0	-	-	-	-		-	-	-	-	-	-	-	-
2015-16	Boston Bruins	NHL	39	8	3	11	14	0	0	1	-3		-	-	-	-	-	-	-	-
	Providence Bruins	AHL	36	36	19	55	22	-	-	-	-		3	1	0	1	2	-	-	-
2016-17	Boston Bruins	NHL	44	10	8	18	14	4	0	1	-3		6	1	0	1	4	0	0	0
	Providence Bruins	AHL	2	2	0	2	4	-	-	-	-		-	-	-	-	-	-	-	-
NHL & Boston Totals			83	18	11	29	28	4	0	2	-6		6	1	0	1	4	0	0	0




# DAN VLADAR



Goal | 6'6" | 192 lbs. | Catches Left | Hometown: Prague, CZE REP

80



Entry Draft.

**Born:**  
August 20, 1997 in  
Prague, CZE REP

**ETC.:** Full name, Daniel Vladoar ... Single ... Twitter, @danvladar.

**CONTRACT STATUS:** Is in year two of a three-year entry level contract.

**CAREER: 2016-17:** Split his first pro season between Providence/AHL and Atlanta/ECHL ... Played 18 Gladiators games with a 5-9-1 record, 3.89 goals against average and .887 save percentage ... Played eight AHL Bruins games during three recalls to Providence and went 4-0-2 with a 2.62 GAA and .921 save percentage in those contests ... That included his first pro shutout, a 5-0 win in Albany on Mar. 25 ... **Juniors:** Played his first season of hockey in North America in 2015-16 with Chicago of the USHL ... Went 12-12-4 and ranked fifth overall in the USHL in both goals against average at 2.31 and save percentage at .920 ... Also had three shutouts in his 30 games played ... Was named USHL Goaltender of the Week twice ... **Europe:** Played two seasons in his native Czech Republic for both the Kladno Junior and Level 2 teams in 2013-14 and 2014-15 ... **International:** Was a member of the Czech Republic team in the 2015 and 2016 World Junior Championships but did not play in a game.

**TRANSACTIONS:** Boston's seventh pick (third round), 75th overall, in the 2015 NHL



CAREER STATS		Regular Season								Playoffs					
		League	GP	MINS	W-L-O	GA	GAA	SO	SV%	GP	MINS	W-L	GA	GAA	SO
2013-14	Kladno Junior	CzeRep Jr.	6	366	NA	15	2.46	1	-	-	-	-	-	-	-
	Kladno	U-18	31	1829	NA	69	2.26	4	-	3	178	NA	10	3.37	0
2014-15	Kladno Junior	CzeRep Jr.	29	1681	NA	78	2.78	1	-	4	200	NA	12	3.60	0
	Kladno	CzeRep 2	8	487	NA	16	1.97	1	-	-	-	-	-	-	-
2015-16	Chicago Steel	USHL	30	1766	12-12-4	68	2.31	3	-	-	-	-	-	-	-
2016-17	Providence Bruins	AHL	8	390	4-0-2	17	2.62	1	-	-	-	-	-	-	-
	Atlanta Gladiators	ECHL	18	972	5-9-1	63	3.89	0	-	-	-	-	-	-	-




# JAKUB ZBORIL



Defense | 6'1" | 196 lbs. | Shoots Left | Hometown: Brno, CZE REP

67



**Born:**  
February 21, 1997 in  
Brno, CZE REP

**CAREER: Juniors:** Has played the last three seasons in the QMJHL with the Saint John Sea Dogs with 28-66=94 totals and 174 penalty minutes in 144 games over that span ... Finished third among league rookie defensemen in scoring and set a club record for goals by a rookie defenseman in 2014-15 with 13-20=33 totals in 44 games ... Named to the QMJHL All-Rookie Team in 2014-15 ... **Europe:** Played three full seasons in Europe with his hometown Brno U18 and Junior teams from 2011-14 ... Had 7-10=17 totals with 139 PIM in 66 games with the U-18 team before moving up to the Junior team in 2013-14 and compiling 5-16=21 totals in 36 contests with that squad ... **International:** Played for the Czech Republic team at the 2016 World Junior Championships (0-1=1 totals with 31 PIM in five games).

**TRANSACTIONS:** Boston's first pick, 13th overall, in the 2015 NHL Entry Draft.

**ETC.:** Full name, Jakub Zboril ... Single ... Twitter, @zboriljacob.

**CONTRACT STATUS:** Is in year one of a three-year entry level contract.



## CAREER STATS

Career Stats			Regular Season										Playoffs							
Season	Team	League	GP	G	A	PTS	PIM	PP	SH	GW	+/-	GP	G	A	PTS	PIM	PP	SH	GW	
2011-12	Brno	CzeRep U-18	35	2	4	6	69	-	-	-	-	2	0	0	0	0	-	-	-	
2012-13	Brno	CzeRep U-18	27	4	5	9	70	-	-	-	-	3	0	2	2	8	-	-	-	
2013-14	Brno	CzeRep U-18	2	1	1	2	0	-	-	-	-	10	3	5	8	14	-	-	-	
	Brno Junior	CzeRep Jr.	36	5	16	21	57	-	-	-	-	-	-	-	-	-	-	-	-	
2014-15	Saint John Sea Dogs	QMJHL	44	13	20	33	73	-	-	-	-	5	1	2	3	18	-	-	-	
2015-16	Saint John Sea Dogs	QMJHL	50	6	14	20	57	-	-	-	-	17	2	8	10	6	-	-	-	
2016-17	Saint John Sea Dogs	QMJHL	50	9	32	41	44	-	-	-	-	16	3	4	7	12	-	-	-	

# IN THE SYSTEM

## LINUS ARNESSON

Defense | 6’1” | 198 lbs. | Shoots Left | 2013 Draft (1st/60th)  
Born: September 21, 1994 in Stockholm, SWE

CAREER STATS			Regular Season										Playoffs						
Season	Team	League	GP	G	A	PTS	PIM	PP	SH	GW	+/-	GP	G	A	PTS	PIM	PP	SH	GW
2010-11	Djurgarden Jr.	Sweden Jr.	8	0	0	0	2	-	-	-	-	-	-	-	-	-	-	-	-
2011-12	Djurgarden	Sweden	3	0	0	0	0	-	-	-	-	-	-	-	-	-	-	-	-
2012-13	Djurgarden Jr.	Sweden Jr.	40	2	13	15	20	-	-	-	-	3	0	1	1	2	-	-	-
	Djurgarden	Sweden 2	35	0	1	1	8	-	-	-	-	-	-	-	-	-	-	-	-
	Djurgarden Jr.	Sweden Jr.	13	1	3	4	22	-	-	-	-	1	0	0	0	0	-	-	-
2013-14	Djurgarden	Sweden 2	44	1	5	6	36	-	-	-	-	6	0	0	0	2	-	-	-
2014-15	Providence Bruins	AHL	11	1	3	4	6	-	-	-	-	-	-	-	-	-	-	-	-
	Djurgarden	Sweden	41	0	5	5	28	-	-	-	-	2	0	0	0	0	-	-	-
2015-16	Providence Bruins	AHL	48	0	5	5	8	-	-	-	-	-	-	-	-	-	-	-	-
2016-17	Providence Bruins	AHL	20	0	1	1	8	-	-	-	-	13	0	1	1	2	-	-	-

## JACK BECKER

Center | 6’3” | 199 lbs. | Shoots Right | 2015 Draft (10th/195th)  
Born: June 24, 1997 in Duluth, MN

CAREER STATS			Regular Season										Playoffs						
Season	Team	League	GP	G	A	PTS	PIM	PP	SH	GW	+/-	GP	G	A	PTS	PIM	PP	SH	GW
2013-14	Mahtomedi High School	USHS	25	23	13	36	20	-	-	-	-	3	2	3	5	0	-	-	-
2014-15	Mahtomedi High School	USHS	23	22	25	47	16	-	-	-	-	6	8	9	17	4	-	-	-
	Sioux Falls Stampede	USHL	2	0	1	1	0	-	-	-	-	-	-	-	-	-	-	-	-
2015-16	Sioux Falls Stampede	USHL	58	8	14	22	20	-	-	-	-	3	1	0	1	0	-	-	-
2016-17	Sioux Falls Stampede	USHL	49	16	12	28	38	-	-	-	-	-	-	-	-	-	-	-	-

## VICTOR BERGLUND

Defense | 6’0” | 163 lbs. | Shoots Right | 2017 Draft (5th/195th)  
Born: February 8, 1999 in Ornskoldsvik, SWE

CAREER STATS				Regular Season								Playoffs							
Season	Team	League	GP	G	A	PTS	PIM	PP	SH	GW	+/-	GP	G	A	PTS	PIM	PP	SH	GW
2015-16	MoDo U-18	Sweden U-18	36	5	12	17	43	-	-	-	-	4	0	0	0	0	-	-	-
	MoDo Jr.	Sweden Jr.	2	1	0	1	0	-	-	-	-	-	-	-	-	-	-	-	-
2016-17	MoDo Jr.	Sweden Jr.	37	5	10	15	16	-	-	-	-	6	0	0	0	0	-	-	-
	MoDo	Sweden-2	12	0	1	1	4	-	-	-	-	-	-	-	-	-	-	-	-

## DANIEL BUKAC

Defense | 6’5” | 197 lbs. | Shoots Right | 2017 Draft (6th/204th)  
Born: April 29, 1999 in Most, CZE REP

CAREER STATS			Regular Season										Playoffs							
Season	Team	League	GP	G	A	PTS	PIM	PP	SH	GW	+/-	GP	G	A	PTS	PIM	PP	SH	GW	
2014-15	Chomutov U-18	Czech U-18	12	0	1	1	0	-	-	-	-	-	-	-	-	-	-	-	-	
2015-16	Chomutov U-18	Czech U-18	38	3	12	15	42	-	-	-	-	2	0	0	0	4	-	-	-	
2016-17	Brandon Wheat Kings	WHL	72	2	15	17	38	-	-	-	-	2	0	0	0	0	-	-	-	

## MAXIM CHUDINOV

Defense | 5’9” | 202 lbs. | Shoots Left | 2010 Draft (7th/195th)  
Born: March 25, 1990 in Cherepovets, RUS

CAREER STATS			Regular Season										Playoffs						
Season	Team	League	GP	G	A	PTS	PIM	PP	SH	GW	+/-	GP	G	A	PTS	PIM	PP	SH	GW
2007-08	Cherepovets	Russia	18	0	0	0	10	-	-	-	-	1	0	0	0	0	-	-	-
2008-09	Cherepovets	KHL	26	0	0	0	14	-	-	-	-	-	-	-	-	-	-	-	-
2009-10	Cherepovets	KHL	47	6	8	14	30	-	-	-	-	-	-	-	-	-	-	-	-
	Cherepovets Jr.	Russia Jr.	4	1	0	1	12	-	-	-	-	2	0	1	1	4	-	-	-
2010-11	Cherepovets	KHL	52	8	15	23	30	-	-	-	-	6	0	2	2	4	-	-	-
	Cherepovets Jr.	Russia Jr.	-	-	-	-	-	-	-	-	-	5	2	2	4	8	-	-	-
2011-12	Cherepovets	KHL	52	9	26	35	62	-	-	-	-	6	0	2	2	10	-	-	-
	Cherepovets Jr.	Russia Jr.	-	-	-	-	-	-	-	-	-	5	0	0	0	8	-	-	-
2012-13	St. Petersburg	KHL	47	2	8	10	46	-	-	-	-	12	1	1	2	6	-	-	-
2013-14	St. Petersburg	KHL	50	7	11	18	44	-	-	-	-	10	0	1	1	11	-	-	-
2014-15	St. Petersburg	KHL	51	5	12	17	56	-	-	-	-	21	1	8	9	20	-	-	-
2015-16	St. Petersburg	KHL	56	8	10	18	87	-	-	-	-	15	1	4	5	6	-	-	-
2016-17	St. Petersburg	KHL	42	4	10	14	26	-	-	-	-	1	0	1	1	0	-	-	-



# IN THE SYSTEM

## CAMERON CLARKE

Defense | 6’1” | 185 lbs. | Shoots Right | 2016 Draft (5th/136th)  
Born: May 15, 1996 in Tecumseh, MI

CAREER STATS			Regular Season										Playoffs							
Season	Team	League	GP	G	A	PTS	PIM	PP	SH	GW	+/-	GP	G	A	PTS	PIM	PP	SH	GW	
2015-16	Lone Star Brahmas	NAHL	59	9	41	50	29	-	-	-	-	4	0	1	1	2	-	-	-	
2016-17	Ferris State University Bulldogs	WCHA	35	1	10	11	26	-	-	-	-	-	-	-	-	-	-	-	-	

## RYAN DONATO

Center | 6’0” | 191 lbs. | Shoots Left | 2014 Draft (2nd/56th)  
Born: April 9, 1996 in Boston, MA

CAREER STATS			Regular Season										Playoffs						
Season	Team	League	GP	G	A	PTS	PIM	PP	SH	GW	+/-	GP	G	A	PTS	PIM	PP	SH	GW
2011-12	Dexter School	USHS	26	14	22	36	NA	-	-	-	-	-	-	-	-	-	-	-	-
2012-13	Dexter School	USHS	28	29	31	60	NA	-	-	-	-	-	-	-	-	-	-	-	-
2013-14	Dexter School	USHS	30	37	41	78	NA	-	-	-	-	-	-	-	-	-	-	-	-
2014-15	Dexter School	USHS	31	18	35	53	NA	-	-	-	-	-	-	-	-	-	-	-	-
	US National Team Development Program	U-18	4	0	0	0	2	-	-	-	-	-	-	-	-	-	-	-	-
	Omaha Lancers	USHL	8	5	5	10	4	-	-	-	-	3	1	0	1	15	-	-	-
2015-16	Harvard Crimson	ECAC	32	13	8	21	26	-	-	-	-	-	-	-	-	-	-	-	-
2016-17	Harvard Crimson	ECAC	36	21	19	40	25	-	-	-	-	-	-	-	-	-	-	-	-

## TRENT FREDERIC

Center | 6’2” | 206 lbs. | Shoots Left | 2015 Draft (5th/45th)  
Born: October 31, 1996 in Stockholm, SWE

CAREER STATS			Regular Season										Playoffs						
Season	Team	League	GP	G	A	PTS	PIM	PP	SH	GW	+/-	GP	G	A	PTS	PIM	PP	SH	GW
2014-15	US National Team Development Program	USHL	35	3	2	5	30	-	-	-	-	-	-	-	-	-	-	-	-
	US National Team Development Program	U-17	20	2	7	9	12	-	-	-	-	-	-	-	-	-	-	-	-
2015-16	US National Team Development Program	USHL	23	4	10	14	23	-	-	-	-	-	-	-	-	-	-	-	-
	US National Team Development Program	U-18	38	16	10	26	38	-	-	-	-	-	-	-	-	-	-	-	-
2016-17	University of Wisconsin Badgers	Big Ten	30	15	18	33	32	-	-	-	-	-	-	-	-	-	-	-	-

## CAMERON HUGHES

Center | 6’0” | 176 lbs. | Shoots Left | 2015 Draft (9th/165th)  
Born: October 9, 1996 in Edmonton, AB

CAREER STATS			Regular Season										Playoffs						
Season	Team	League	GP	G	A	PTS	PIM	PP	SH	GW	+/-	GP	G	A	PTS	PIM	PP	SH	GW
2012-13	Spruce Grove Saints	AJHL	60	11	20	31	42	-	-	-	-	14	3	6	9	11	-	-	-
2013-14	Spruce Grove Saints	AJHL	52	21	36	57	58	-	-	-	-	18	1	16	17	2	-	-	-
2014-15	University of Wisconsin Badgers	Big Ten	34	3	10	13	35	-	-	-	-	-	-	-	-	-	-	-	-
2015-16	University of Wisconsin Badgers	Big Ten	32	5	20	25	12	-	-	-	-	-	-	-	-	-	-	-	-
2016-17	University of Wisconsin Badgers	Big Ten	36	7	25	32	16	-	-	-	-	-	-	-	-	-	-	-	-

## ALEX KHOKLACHEV

Center | 5’10” | 181 lbs. | Shoots Left | 2011 Draft (2nd/40th)  
Born: September 9, 1993 in Moscow, RUS

CAREER STATS			Regular Season										Playoffs						
Season	Team	League	GP	G	A	PTS	PIM	PP	SH	GW	+/-	GP	G	A	PTS	PIM	PP	SH	GW
2010-11	Windsor Spitfires	OHL	67	34	42	76	28	-	-	-	-	18	9	11	20	8	-	-	-
2011-12	Windsor Spitfires	OHL	56	25	44	69	32	-	-	-	-	-	-	-	-	-	-	-	-
2012-13	Moscow Spartak	KHL	26	2	5	7	20	-	-	-	-	-	-	-	-	-	-	-	-
	Providence Bruins	AHL	11	2	1	3	8	-	-	-	-	-	-	-	-	-	-	-	-
	Windsor Spitfires	OHL	29	22	26	48	20	-	-	-	-	-	-	-	-	-	-	-	-
2013-14	Boston Bruins	NHL	1	0	0	0	2	0	0	0	Evn	-	-	-	-	-	-	-	-
	Providence Bruins	AHL	65	21	36	57	28	-	-	-	-	12	9	5	14	12	-	-	-
2014-15	Boston Bruins	NHL	3	0	0	0	0	0	0	0	-2	-	-	-	-	-	-	-	-
	Providence Bruins	AHL	61	15	28	43	28	-	-	-	-	5	2	1	3	4	-	-	-
2015-16	Boston Bruins	NHL	5	0	0	0	0	0	0	0	-2	-	-	-	-	-	-	-	-
	Providence Bruins	AHL	60	23	45	68	12	-	-	-	-	-	-	-	-	-	-	-	-
2016-17	ST. Petersburg	KHL	25	5	5	10	2	-	-	-	-	9	0	1	1	11	-	-	-
	NHL & Boston Totals		9	0	0	0	2	0	0	0	-4	-	-	-	-	-	-	-	-

# IN THE SYSTEM

## RYAN LINDGREN

Defense | 5'11" | 207 lbs. | Shoots Left | 2016 Draft (3rd/49th)  
Born: February 11, 1998 in Burnsville, MN

CAREER STATS			Regular Season											Playoffs							
Season	Team	League	GP	G	A	PTS	PIM	PP	SH	GW	+/-	GP	G	A	PTS	PIM	PP	SH	GW		
2014-15	US National Team Development Program	USHL	35	3	10	13	65	-	-	-	-	-	-	-	-	-	-	-	-		
	US National Team Development Program	U-17	20	0	6	6	20	-	-	-	-	-	-	-	-	-	-	-	-		
2015-16	US National Team Development Program	USHL	25	4	8	12	16	-	-	-	-	-	-	-	-	-	-	-	-		
	US National Team Development Program	U-18	36	6	19	25	60	-	-	-	-	-	-	-	-	-	-	-	-		
2016-17	Ubniversity of Minnesota Gophers	Big Ten	32	1	6	7	65	-	-	-	-	-	-	-	-	-	-	-	-		

## CEDRIC PARE

Center | 6'3" | 215 lbs. | Shoots Left | 2017 Draft (4th/173rd)  
Born: January 24, 1999 in Levis, QBC

CAREER STATS			Regular Season											Playoffs							
Season	Team	League	GP	G	A	PTS	PIM	PP	SH	GW	+/-	GP	G	A	PTS	PIM	PP	SH	GW		
2015-16	Saint John Sea Dogs	QMJHL	5	0	1	1	2	-	-	-	-	3	0	0	0	0	-	-	-		
2016-17	Saint John Sea Dogs	QMJHL	64	5	11	16	26	-	-	-	-	18	1	2	3	0	-	-	-		

## WILEY SHERMAN

Defense | 6'6" | 218 lbs. | Shoots Left | 2013 Draft (4th/150th)  
Born: May 24, 1995 in Greenwich, CT

CAREER STATS			Regular Season											Playoffs							
Season	Team	League	GP	G	A	PTS	PIM	PP	SH	GW	+/-	GP	G	A	PTS	PIM	PP	SH	GW		
2010-11	Hotchkiss School	USHS	23	0	4	4	NA	-	-	-	-	-	-	-	-	-	-	-	-		
2011-12	Hotchkiss School	USHS	24	2	5	7	NA	-	-	-	-	-	-	-	-	-	-	-	-		
2012-13	Hotchkiss School	USHS	26	4	6	10	32	-	-	-	-	-	-	-	-	-	-	-	-		
2013-14	Hotchkiss School	USHS	26	5	12	17	40	-	-	-	-	-	-	-	-	-	-	-	-		
2014-15	Harvard University Crimson	ECAC	37	0	3	3	4	-	-	-	-	-	-	-	-	-	-	-	-		
2015-16	Harvard University Crimson	ECAC	31	4	6	10	10	-	-	-	-	-	-	-	-	-	-	-	-		
2016-17	Harvard University Crimson	ECAC	36	0	13	13	24	-	-	-	-	-	-	-	-	-	-	-	-		

## OSKAR STEEN

Center | 5'9" | 178 lbs. | Shoots Right | 2016 Draft (6th/165th)  
Born: March 9, 1998 in Karlstad, SWE

CAREER STATS			Regular Season											Playoffs							
Season	Team	League	GP	G	A	PTS	PIM	PP	SH	GW	+/-	GP	G	A	PTS	PIM	PP	SH	GW		
2013-14	Farjestad U-18	Sweden U-18	25	9	5	14	6	-	-	-	-	1	0	0	0	0	-	-	-		
2014-15	Farjestad U-18	Sweden U-18	8	6	11	17	2	-	-	-	-	2	0	0	0	2	-	-	-		
	Farjestad Junior	Sweden Jr.	36	7	6	13	16	-	-	-	-	6	2	2	4	4	-	-	-		
2015-16	Farjestad Jr.	Sweden Jr.	33	8	24	32	37	-	-	-	-	-	-	-	-	-	-	-	-		
	Farjestad	Sweden	17	0	6	6	4	-	-	-	-	5	0	0	0	2	-	-	-		
2016-17	Farjestad Jr.	Sweden Jr.	8	5	6	11	8	-	-	-	-	-	-	-	-	-	-	-	-		
	Forshaga	Sweden 3	1	1	1	2	0	-	-	-	-	-	-	-	-	-	-	-	-		
	MoDo	Sweden 2	4	0	0	0	2	-	-	-	-	-	-	-	-	-	-	-	-		
	Farjestad	Sweden	47	1	2	3	8	-	-	-	-	7	0	0	0	0	-	-	-		

## JACK STUDNICKA

Center | 6'1" | 171 lbs. | Shoots Right | 2017 Draft (2nd/53rd)  
Born: February 18, 1999 in Windsor, ONT

CAREER STATS			Regular Season											Playoffs							
Season	Team	League	GP	G	A	PTS	PIM	PP	SH	GW	+/-	GP	G	A	PTS	PIM	PP	SH	GW		
2015-16	Oshawa Generals	OHL	62	4	22	26	25	-	-	-	-	5	0	0	0	2	-	-	-		
2016-17	Oshawa Generals	OHL	64	18	34	52	36	-	-	-	-	11	5	12	17	6	-	-	-		



# IN THE SYSTEM

## JEREMY SWAYMAN

Goaltender | 6'2" | 196 lbs. | Catcjcs Left | 2017 Draft (3rd/111th)  
Born: November 24, 1998 in Anchorage, AK

CAREER STATS					Regular Season					Playoffs					
Season	Team	League	GP	MINS	W-L-O	GA	GAA	SO	SV%	GP	MINS	W-L	GA	GAA	SO
2015-16	Pike's Peak U-18	NAHL	18	914	9-8-1	32	1.79	4	-	4	203	2-2	8	2.01	0
2016-17	Sioux Falls Stampede	USHL	32	1883	7-18-5	91	2.90	0	-	-	-	-	-	-	-

## URHO VAAKANAINEN

Defense | 6'0" | 186 lbs. | Shoots Left | 2017 Draft (1st/18th)  
Born: January 1, 1999 in Joensuu, FIN

CAREER STATS					Regular Season								Playoffs						
Season	Team	League	GP	G	A	PTS	PIM	PP	SH	GW	+/-	GP	G	A	PTS	PIM	PP	SH	GW
2013-14	Blues U-18	Finland U-18	41	8	25	33	48	-	-	-	-	5	0	3	3	2	-	-	-
2014-15	Blues U-18	Finland U-18	-	-	-	-	-	-	-	-	-	1	0	0	0	0	-	-	-
	Blues Jr.	Finland Jr.	30	4	8	12	34	-	-	-	-	9	2	0	2	0	-	-	-
2015-16	Blues Jr.	Finland Jr.	18	2	11	13	8	-	-	-	-	2	0	0	0	2	-	-	-
	Blues	Finland	25	1	4	5	8	-	-	-	-	-	-	-	-	-	-	-	-
2016-17	JYP Jr.	Finland Jr.	1	0	0	0	0	-	-	-	-	-	-	-	-	-	-	-	-
	JYP Akatemia	Finland 2	3	0	1	1	29	-	-	-	-	-	-	-	-	-	-	-	-
	JYP	Finland	41	2	4	6	12	-	-	-	-	14	0	3	3	2	-	-	-



# JAY LEACH

## HEAD COACH, PROVIDENCE BRUINS



**Jay Leach** is in his first season as head coach of Boston's top affiliate, as he was named as the 12th head coach in Providence history on July 31, 2017 after serving as the team's assistant coach for the previous season.

The Providence Bruins compiled a 43-23-6 record in 2016-17 and advanced to the Eastern Conference Finals, which was their best playoff showing since 2009.

Leach came to the Bruins organization after serving as an assistant coach for Adler Mannheim in Germany, with whom he won a league championship in 2014-15, and with the Wilkes-Barre/Scranton Penguins of the American Hockey League in 2015-16.

Drafted by Phoenix in the fifth round of the 1998 NHL Entry Draft, the native of Syracuse, New York played four seasons of college hockey at Providence College from 1997-2001 and went on to a 12-year professional career at the National, American and East Coast Hockey League levels. The defenseman played 70 NHL games with New Jersey, San Jose, Montreal, Tampa Bay and Boston (two scoreless games in 2005-06) with one goal and two assists for three points and 60 penalty minutes in those 70 contests.

Leach also played 180 games at the ECHL level with Trenton, Long Beach,

Augusta and Mississippi with 13-38=51 totals and 344 PIM. He skated in 418 American Hockey League contests with Albany, Worcester, Lowell, Portland, Norfolk, Providence, Bridgeport and Springfield with 25-62=87 totals and 608 PIM in those contests.

He entered the coaching ranks after retiring as a player following his final AHL season with Albany in 2012-13.



# TRENT WHITFIELD

# SPENCER CARBERY

## ASSISTANT COACHES, PROVIDENCE BRUINS



**Trent Whitfield** is in his second season as an assistant coach in Providence, as he was named to the staff on August 4, 2016.

Whitfield returned to the Bruins organization after serving as an assistant coach for Portland of the American Hockey League in 2014-15 and with the WHL's Calgary Hitmen in 2015-16.

The forward was drafted by Boston as their fourth pick, 100th overall, in the 1996 NHL Entry Draft out of Spokane in the WHL. He enjoyed a 15-year pro career at the ECHL, AHL and NHL levels,

including in 194 NHL games with Boston, St. Louis, Washington and the NY Rangers where he had 11-18=29 totals and 104 PIM.

The native of Alameda, Saskatchewan played 812 AHL games with Providence, Peoria and Portland with 247-349=596 totals and 564 PIM in those contests. He served as captain on six teams, including wearing the "C" in Providence during the 2009-10, 2011-12 and 2012-13 seasons.

Whitfield concluded his playing career with HC Bolzano in Austria in 2013-14.



**Spencer Carbery** is in his first season as an assistant coach in Providence, as he was named to Jay Leach's staff on July 31, 2017.

Carbery comes to the Bruins after serving as the head coach for Saginaw of the Ontario Hockey League in 2016-17, where the Spirit completed a 27-32-9 record.

He had previously spent five seasons as the head coach of the ECHL South Carolina Stingrays, where he compiled a 207-115-38 record. His teams reached the post-season in all five years,

including a Finals appearance in 2015. He earned the John Brophy Award as the ECHL's top coach in 2013-14 and his team set an ECHL record with a 23-game win streak in 2014-15.

The native of Victoria, British Columbia played college hockey at both the University of Alaska-Anchorage (2002-03) and St. Norbert College (2003-06). The left wing went on to play four professional seasons in the Central and East Coast Hockey Leagues with Tulsa, Bakersfield, Stockton, Fresno and South Carolina, including a Kelly Cup championship season in 2008-09 with the Stingrays. He joined that team as an assistant coach in 2010-11 before assuming the head coaching duties the following year.



# MINOR LEAGUE AFFILIATES

## PROVIDENCE BRUINS

### *American Hockey League Affiliate*

Dunkin' Donuts Center  
1 LaSalle Square  
Providence, Rhode Island 02903

Phone: 401.273.5000  
[www.providencebruins.com](http://www.providencebruins.com)



Owner and Chairman.....H. Larue Renfroe  
Chief Executive Officer.....Jeff Fear  
President.....Matt Poore  
General Manager.....John Ferguson  
Head Coach.....Jay Leach  
Assistant Coaches.....Trent Whitfield, Spencer Carbery  
Athletic Trainer.....Mark Grotzinger  
Equipment Manager.....Jason Berger  
Chief Operating Officer.....Jeff Hagan  
Chief Sales Officer.....Jeff Guarino  
Chief Marketing Officer.....Nathan Roberts  
Sr Vice Presidents, Suites & Partnerships....Brad Medeiros, Chris Forrest  
Vice Presidents, Tickets & Events.....David DeNitto, Ryan Doyle  
Vice President, Creative Services.....Jessica Searl  
Vice President, Partnership Activation.....Emily Veader  
Operations Manager, Suites & Partnerships.....Matt Generali  
Operations Manager, Event Activation.....Jasmine Grenier

Operations Manager, Ticket Activation.....Charles Manning  
Account Managers, Tickets & Events.....Eric Charles,  
Daniel Chizmar, Andrew Clark  
Account Managers, Partnership Activation.....Gina DeLuca, Courtney Guidal  
Account Manager, Suites & Partnerships.....John Savoia  
Account Executives, Tickets & Events.....Brian Branco,  
Evan Indorf, Sean Plunkett, Anthony Pontrelli, C. J. Troumakas  
Account Coordinators, Suites & Partnerships.....Jeff Beturne, Victor Gomez  
Account Coordinators, Tickets & Events.....Savannah Boyle,  
Danielle Dussault, Zachary Dillman, Caroline Mattos,  
Stephanie Parillo, Nicholas Rainville, Aidan Verre  
Art Director, Creative Services.....Matt Delisle  
Junior Art Directors, Creative Services.....Shawna Frandsen, Jessica Smith  
Associate, Event Activation.....Jen Doucette  
Associate, Ticket Activation.....Steve Kando  
Associate, PR & Digital Media.....Eddie Pannone  
Seating Capacity.....11,075

## ATLANTA GLADIATORS

### *The ECHL Affiliate*

Infinite Energy Arena  
P. O. Box 957238  
Duluth, Georgia 30095

Phone: 770.497.5100  
[www.atlantagladiators.com](http://www.atlantagladiators.com)



Owners.....Toby Jeffreys, Steve Chapman, Bill Davidson,  
Jay Gilbertson, Dan Hauck, Jim Pinard, Tom Sapitowicz, Gary Hays  
Majority Owner, Chairman and Governor.....Toby Jeffreys  
Vice President &  
General Manager of Business Operations.....Joe Gelderman  
Chief Financial Officer.....Bill Davidson  
Head Coach &  
General Manager of Hockey Operations.....Andy Brandt  
Assistant Coach.....Nathan Oystnick  
Video Coach.....Roman Marakhovski  
Senior Director of Digital, Media &  
Game Operations.....Christina Johnson  
Director of Ticket Sales.....Jason Dawbin

Director of Community & Youth Hockey Relations.....Clyde Patterson  
Ticket Operations & Sales Manager.....Clyde Patterson  
Office & Human Resources Manager.....Joelle Wallace  
Broadcaster & Media Relations Manager.....Chris Treft  
Senior Ticket Account Executive.....Christopher Leverett  
Corporate Sales Executive.....Anthony Schaaf  
Account Executive.....Bailey Felschow  
Sales Representatives.....Tommy Easley, Jordan Ikner, Javion Thomas  
Athletic Trainer.....Aaron Rice  
Strength & Conditioning Coach.....Aaron Runner  
Equipment Manager.....Darien Engelhardt  
Seating Capacity.....11,355

# MINOR LEAGUE AFFILIATES

## PROVIDENCE BRUINS 2017-18 SCHEDULE

Home					Road				
Sat.	Oct.	7	Springfield	7:05	Fri.	Oct.	20	Springfield	7:05
Fri.	Oct.	13	Springfield	7:05	Fri.	Oct.	27	Binghamton	7:05
Sat.	Oct.	14	Toronto	7:05	Sat.	Oct.	28	Hershey	7:00
Sat.	Oct.	21	Belleville	7:05					
Sun.	Oct.	22	Laval	3:05	Sat.	Nov.	4	Hartford	7:30
					Sat.	Nov.	11	Wilkes-Barre/Scranton	7:05
Fri.	Nov.	3	Bridgeport	7:05	Sun.	Nov.	12	Springfield	3:05
Sun.	Nov.	5	Bridgeport	3:05	Wed.	Nov.	22	Binghamton	7:05
Fri.	Nov.	17	Hershey	7:05	Sat.	Nov.	25	Charlotte	6:00
Sun.	Nov.	19	Hershey	1:05	Sun.	Nov.	26	Charlotte	1:00
Fri.	Dec.	1	Binghamton	7:05	Sun.	Dec.	3	Bridgeport	3:00
Sat.	Dec.	2	Binghamton	7:05	Wed.	Dec.	13	Hershey	7:00
Fri.	Dec.	8	Hartford	7:05	Fri.	Dec.	15	Syracuse	7:00
Sat.	Dec.	9	Utica	7:05	Sat.	Dec.	16	Hershey	7:00
Sun.	Dec.	10	Utica	3:05	Fri.	Dec.	22	Hartford	7:15
					Sat.	Dec.	23	Springfield	7:05
Fri.	Jan.	5	Hartford	7:05	Wed.	Dec.	27	Utica	7:00
Sun.	Jan.	7	Syracuse	3:05	Fri.	Dec.	29	Utica	7:00
Fri.	Jan.	12	Bridgeport	7:05	Sat.	Dec.	30	Belleville	7:00
Sun.	Jan.	14	Springfield	3:05					
Fri.	Jan.	19	Wilkes-Barre/Scranton	7:05	Sat.	Jan.	6	Springfield	7:05
Sun.	Jan.	21	Springfield	3:05	Sat.	Jan.	13	Bridgeport	7:00
Fri.	Jan.	26	Hershey	7:05	Sat.	Jan.	20	Bridgeport	7:00
					Wed.	Jan.	24	Lehigh Valley	7:05
Fri.	Feb.	2	Hartford	7:05	Sat.	Jan.	27	Springfield	7:05
Fri.	Feb.	9	Wilkes-Barre/Scranton	7:05					
Sun.	Feb.	11	Wilkes-Barre/Scranton	3:05	Sat.	Feb.	3	Hartford	7:00
Fri.	Feb.	16	Bridgeport	7:05	Sat.	Feb.	10	Bridgeport	7:00
Sun.	Feb.	18	Springfield	3:05	Sat.	Feb.	17	Springfield	7:05
Fri.	Feb.	23	Bridgeport	7:05	Sat.	Feb.	24	Hartford	7:00
Sun.	Feb.	25	Hartford	3:05					
					Sat.	Mar.	3	Hartford	3:00
Fri.	Mar.	2	Charlotte	7:05	Wed.	Mar.	7	Laval	7:30
Sun.	Mar.	4	Springfield	3:05	Fri.	Mar.	9	Rochester	7:05
Fri.	Mar.	16	Rochester	7:05	Sat.	Mar.	10	Toronto	4:00
Sun.	Mar.	18	Bridgeport	3:05	Sat.	Mar.	17	Lehigh Valley	7:05
Fri.	Mar.	23	Lehigh Valley	7:05	Wed.	Mar.	28	Wilkes-Barre/Scranton	7:05
Sat.	Mar.	24	Lehigh Valley	7:05	Fri.	Mar.	30	Lehigh Valley	7:05
					Sat.	Mar.	31	Wilkes-Barre/Scranton	7:05
Fri.	Apr.	6	Hartford	7:05					
Sun.	Apr.	8	Lehigh Valley	3:05	Tue.	Apr.	3	Bridgeport	10:30 am
Fri.	Apr.	13	Charlotte	7:05	Sat.	Apr.	7	Bridgeport	7:00
Sun.	Apr.	15	Springfield	3:05	Sat.	Apr.	14	Springfield	7:05

All games are Eastern Standard Time (EST).



# A HUMMUS HAT TRICK



In the stands or in the box,  
Sabra® Grab and Go Hummus  
is the fresh way of snacking.

PROUD PARTNER OF YOUR



COPYRIGHT © 2016 SABRA DIPPING CO., LLC.

# 2016-17 SEASON IN REVIEW

PATRICE BERGERON 2016-17 SELKE AWARD WINNER  
BRAD MARCHAND 2016-17 1ST TEAM ALL-STAR



**BOSTON'S  
TEAM** *Since  
1924*



# 2016-17 REGULAR SEASON SCORING

No	Player	GP	G	A	PTS	PIM	PP	SH	GW	OT	Shots	%age	+/-
63	Brad Marchand	80	39	46	85	81	9	3	8	1	226	17.3	+18
88	David Pastrnak	75	34	36	70	34	10	-	6	2	262	13.0	+11
46	David Krejci	82	23	31	54	26	8	-	3	-	158	14.6	-12
37	Patrice Bergeron	79	21	32	53	24	8	-	7	-	302	7.0	+12
47	Torey Krug	81	8	43	51	37	6	-	1	-	208	3.8	-10
51	Ryan Spooner	78	11	28	39	14	3	-	3	1	145	7.6	-8
42	David Backes	74	17	21	38	69	2	-	2	-	175	9.7	+2
33	Zdeno Chara	75	10	19	29	59	1	2	-	-	136	7.4	+18
28	Dominic Moore	82	11	14	25	44	-	3	1	-	96	11.5	+2
19	Drew Stafford/Winnipeg	40	4	9	13	12	2	-	1	-	68	5.9	-2
	/Boston	18	4	4	8	12	1	-	2	-	41	9.8	+8
	/Total	58	8	13	21	24	3	-	3	-	109	7.3	+6
72	Frank Vatrano	44	10	8	18	14	4	-	1	-	116	8.8	-3
20	Riley Nash	81	7	10	17	14	-	1	2	-	125	5.6	-1
25	Brandon Carlo	82	6	10	16	59	-	1	-	-	88	6.8	+9
59	Tim Schaller	59	7	7	14	23	-	-	2	-	89	7.9	-6
6	Colin Miller	61	6	7	13	55	1	-	-	-	85	7.1	Evn
27	Austin Czarnik	49	5	8	13	12	-	-	1	-	66	7.6	-10
86	Kevan Miller	58	3	10	13	50	-	-	1	-	49	6.1	+1
54	Adam McQuaid	77	2	8	10	71	-	-	1	-	64	3.1	+4
39	Matt Beleskey	49	3	5	8	47	-	-	-	-	79	3.8	-10
55	Noel Acciari	29	2	3	5	16	-	-	-	-	24	8.3	+3
11	Jimmy Hayes	58	2	3	5	29	-	-	-	-	74	2.7	-3
26	John-Michael Liles	36	-	5	5	4	-	-	-	-	36	0.0	+1
81	Anton Blidh	19	1	1	2	7	-	-	-	-	26	3.8	-2
83	Peter Cehlarik	11	-	2	2	-	-	-	-	-	8	0.0	Evn
40	Tuukka Rask	65	-	2	2	-	-	-	-	-	-	GOAL	-
52	Sean Kuraly	6	-	1	1	2	-	-	-	-	11	0.0	-1
35	Anton Khudobin	16	-	1	1	2	-	-	-	-	-	GOAL	-
45	Joe Morrow	17	-	1	1	8	-	-	-	-	19	0.0	-4
70	Malcolm Subban	1	-	-	-	-	-	-	-	-	-	GOAL	-
23	Jakob Forsbacka Karlsson	1	-	-	-	-	-	-	-	-	-	0.0	Evn
48	Matt Grzelcyk	2	-	-	-	2	-	-	-	-	4	0.0	Evn
44	Rob O'Gara	3	-	-	-	-	-	-	-	-	2	0.0	+1
31	Zane McIntyre	8	-	-	-	-	-	-	-	-	-	GOAL	-
43	Danton Heinen	8	-	-	-	2	-	-	-	-	7	0.0	-3
	Bench	82				14							
	<b>Boston Totals</b>	<b>82</b>	<b>232</b>	<b>365</b>	<b>597</b>	<b>811</b>	<b>53</b>	<b>10</b>	<b>42</b>	<b>4</b>	<b>2721</b>	<b>8.5</b>	
	<b>Opponent Totals</b>	<b>82</b>	<b>209</b>	<b>348</b>	<b>557</b>	<b>793</b>	<b>38</b>	<b>4</b>	<b>35</b>	<b>4</b>	<b>2194</b>	<b>9.5</b>	

No	Goaltender	GP	MINS	SOG	SVS	SV%	W-L-O	GA	GAA	SO	EN
40	Tuukka Rask	65	3680	1610	1473	.915	37-20-5	137	2.23	8	8
35	Anton Khudobin	16	885	405	366	.904	7-6-1	39	2.64	-	-
31	Zane McIntyre	8	333	155	133	.858	0-4-1	22	3.96	-	-
70	Malcolm Subban	1	31	16	13	.813	0-1-0	3	5.81	-	-
	<b>Boston Totals</b>	<b>82</b>	<b>4964</b>	<b>2194</b>	<b>1985</b>	<b>.905</b>	<b>44-31-7</b>	<b>209</b>	<b>2.53</b>	<b>8</b>	<b>8</b>
	<b>Opponent Totals</b>	<b>82</b>	<b>4964</b>	<b>2721</b>	<b>2489</b>	<b>.915</b>	<b>38-38-6</b>	<b>232</b>	<b>2.80</b>	<b>5</b>	<b>13</b>

# 2017 PLAYOFF SCORING

No	Player	GP	G	A	PTS	PIM	PP	SH	GW	OT	Shots	%age	+/-
37	Patrice Bergeron	6	2	2	4	2	1	-	-	-	10	10.5	+ 2
88	David Pastrnak	6	2	2	4	6	1	-	-	-	10	20.0	+ 1
63	Brad Marchand	6	1	3	4	6	-	-	1	-	18	5.6	+ 1
42	David Backes	6	1	3	4	2	-	-	-	-	14	7.1	+ 2
73	Charlie McAvoy	6	-	3	3	2	-	-	-	-	5	0.0	- 2
52	Sean Kuraly	4	2	-	2	4	-	-	1	1	10	20.0	Evn
19	Drew Stafford	6	2	-	2	2	1	-	-	-	14	14.3	- 2
51	Ryan Spooner	4	-	2	2	-	-	-	-	-	2	0.0	- 2
26	John-Michael Liles	6	-	2	2	-	-	-	-	-	5	0.0	+ 1
20	Riley Nash	6	-	2	2	2	-	-	-	-	9	0.0	Evn
55	Noel Acciari	4	1	-	1	2	-	-	-	-	4	25.0	Evn
59	Tim Schaller	6	1	-	1	2	-	1	-	-	7	14.3	+ 2
72	Frank Vatrano	6	1	-	1	4	-	-	-	-	7	14.3	- 1
56	Tommy Cross	1	-	1	1	-	-	-	-	-	-	0.0	+ 1
54	Adam McQuaid	2	-	1	1	-	-	-	-	-	2	0.0	Evn
6	Colin Miller	4	-	1	1	2	-	-	-	-	5	0.0	+ 1
45	Joe Morrow	5	-	1	1	2	-	-	-	-	6	0.0	+ 1
33	Zdeno Chara	6	-	1	1	2	-	-	-	-	8	0.0	- 3
28	Dominic Moore	6	-	1	1	4	-	-	-	-	5	0.0	Evn
39	Matt Beleskey	3	-	-	-	4	-	-	-	-	3	0.0	- 2
46	David Krejci	3	-	-	-	-	-	-	-	-	3	0.0	- 1
86	Kevan Miller	6	-	-	-	4	-	-	-	-	9	0.0	Evn
40	Tuukka Rask	6	-	-	-	-	-	-	-	-	- GOAL -		
	Bench	6				4							
	<b>Boston Totals</b>	<b>6</b>	<b>13</b>	<b>25</b>	<b>38</b>	<b>56</b>	<b>3</b>	<b>1</b>	<b>2</b>	<b>1</b>	<b>165</b>	<b>7.9</b>	
	<b>Opponent Totals</b>	<b>6</b>	<b>15</b>	<b>26</b>	<b>41</b>	<b>42</b>	<b>5</b>	<b>0</b>	<b>4</b>	<b>3</b>	<b>187</b>	<b>8.0</b>	

No	Goaltender	GP	MINS	SOG	SVS	SV%	W-L	GA	GAA	SO	EN
40	Tuukka Rask	6	402	187	172	.920	2-4	15	2.24	-	-
	<b>Boston Totals</b>	<b>6</b>	<b>404</b>	<b>187</b>	<b>172</b>	<b>.920</b>	<b>2-4</b>	<b>15</b>	<b>2.22</b>	<b>0</b>	<b>0</b>
	<b>Opponent Totals</b>	<b>6</b>	<b>404</b>	<b>165</b>	<b>152</b>	<b>.921</b>	<b>4-2</b>	<b>13</b>	<b>1.93</b>	<b>1</b>	<b>0</b>



# 2016-17 GAME-BY-GAME RESULTS

Gm	Date	Opponent	Score	Home	Road	Overall	Notes
1	10-13-16	at Columbus	W 6-3		1-0-0	1-0-0	Brad Marchand, 2G/3A (2nd Bruin in tm history w/5 pts in season opener); David Pastrnak, 2G/2A; David Backes, 2G/1A
2	10-15-16	at Toronto	L 1-4		1-1-0	1-1-0	--
3	10-17-16	at Winnipeg	W 4-1		2-1-0	2-1-0	Tuukka Rask, 2A to become 1st goaltender in tm history w/multiple-point game; 2G in 0:19 of 1st period (Wpg 10:00; Bos 10:19)
4	10-20-16	New Jersey	W 2-1	1-0-0		3-1-0	--
5	10-22-16	Montreal	L 2-4	1-1-0		3-2-0	--
6	10-25-16	Minnesota	L 0-5	1-2-0		3-3-0	Min's Devan Dubnyk, 27 saves; Minnesota, 2G in 0:12 of 2nd period (5:07 & 5:19)
7	10-26-16	at NY Rangers	L 2-5		2-2-0	3-4-0	NYR, 2G in 0:43 of 3rd period (2:23, 3:06)
8	10-29-16	at Detroit	W 1-0		3-2-0	4-4-0	Tuukka Rask, 24 svs
9	11-1-16	at Florida	W 2-1		4-2-0	5-4-0	Brad Marchand, penalty shot goal at 3:53 of 1st period vs. Fla's Roberto Luongo
10	11-3-16	at Tampa Bay**	W 4-3		5-2-0	6-4-0	Shootout win (Bos 2/10, TB 1/10)
11	11-5-16	NY Rangers	L 2-5	1-3-0		6-5-0	NYR's 2 SHG
12	11-7-16	Buffalo	W 4-0	2-3-0		7-5-0	Tuukka Rask, 32 svs
13	11-8-16	at Montreal	L 2-3		5-3-0	7-6-0	3G in 1:10 of 2nd period (Mtl 3:58 & 5:08, Bos 4:48)
14	11-10-16	Columbus	W 5-2	3-3-0		8-6-0	Bos, 2G in 0:24 of 1st period (12:24 & 12:48)
15	11-12-16	at Arizona	W 2-1		6-3-0	9-6-0	Bos, 0 PP opportunities
16	11-13-16	at Colorado	W 2-0		7-3-0	10-6-0	Tuukka Rask, 20 svs; Bos, 24 SOG 2nd period
17	11-17-16	at Minnesota	L 0-1		7-4-0	10-7-0	Min's Devan Dubnyk, 25 svs; Min's Mikael Granlund, GWG at 19:15 of 3rd period
18	11-19-16	Winnipeg	W 4-1	4-3-0		11-7-0	Wpg, 12 SOG
19	11-22-16	St. Louis	L 2-4	4-4-0		11-8-0	David Backes scored 20,000th goal in Bruins history at 7:44 of 1st period
20	11-24-16	at Ottawa	L 1-3		7-5-0	11-9-0	--
21	11-25-16	Calgary	L 1-2	4-5-0		11-10-0	--
22	11-27-16	Tampa Bay	W 4-1	5-5-0		12-10-0	--
23	11-29-16	at Philadelphia**	O 2-3		7-5-1	12-10-1	Shootout loss (Bos 1/9, Phi 2/9); Phi's Jake Voracek, unsuccessful penalty shot on Tuukka Rask; Bos 47 SOG
24	12-1-16	Carolina**	W 2-1	6-5-0		13-10-1	Shootout win (Bos 2/3, Car 1/3); Bos, GTG at 19:28 of 3rd period w/ Khudobin pulled for 6th attacker
25	12-3-16	at Buffalo	W 2-1		8-5-1	14-10-1	--
26	12-5-16	Florida*	W 4-3	7-5-0		15-10-1	David Pastrnak, 2G including GWG at 1:23 of OT
27	12-7-16	at Washington*	O 3-4		8-5-2	15-10-2	Wsh scored 1st 3G; Bos scored next 3G; Wsh's Nicklas Backstrom, GWG at 1:36 of OT
28	12-8-16	Colorado	L 2-4	7-6-0		15-11-2	David Pastrnak, 2G
29	12-10-16	Toronto	L 1-4	7-7-0		15-12-2	--
30	12-12-16	at Montreal*	W 2-1		9-5-2	16-12-2	Ryan Spooner, GWG at 3:20 of OT
31	12-14-16	at Pittsburgh*	O 3-4		9-5-3	16-12-3	Pit's Bryan Rust, GWG at 1:24 of OT
32	12-15-16	Anaheim	L 3-4	7-8-0		16-13-3	3G in 0:37 of 1st period (Bos 12:07 & 12:20, Ana 12:44)
33	12-18-16	Los Angeles	W 1-0	8-8-0		17-13-3	Tuukka Rask, 18 svs
34	12-20-16	NY Islanders	L 2-4	8-9-0		17-14-3	Bos, 50 SOG
35	12-22-16	at Florida	W 3-1		10-5-3	18-14-3	Fla's Jaromir Jagr, 1A to become 2nd all-time scorer in NHL history w/1,888 pts
36	12-23-16	at Carolina*	O 2-3		10-5-4	18-14-4	Car's Teuvo Teravainen, GWG at 3:01 of OT
37	12-27-16	at Columbus	L 3-4		10-6-4	18-15-4	--
38	12-29-16	at Buffalo	W 4-2		11-6-4	19-15-4	Ryan Spooner, 2G
39	12-31-16	Buffalo	W 3-1	9-9-0		20-15-4	Swept Buffalo in season series for 1st time in history
40	1-2-17	at New Jersey	L 0-3		11-7-4	20-16-4	NJ's Cory Schneider, 22 svs
41	1-5-17	Edmonton	L 3-4	9-10-0		20-17-4	Edm's Patrick Maroon, 3G; Snapped Boston's 13-0-3 point streak vs. Edmonton
42	1-7-17	at Florida	W 4-0		12-7-4	21-17-4	Tuukka Rask, 25 svs; Brad Marchand, 2G
43	1-8-17	at Carolina*	O 3-4		12-7-5	21-17-5	Car's Sebastian Aho, GWG at 1:34 of OT
44	1-10-17	at St. Louis	W 5-3		13-7-5	22-17-5	Brad Marchand, 2G/1A; David Pastrnak, 3A
45	1-12-17	at Nashville	L 1-2		13-8-5	22-18-5	--
46	1-14-17	Philadelphia	W 6-3	10-10-0		23-18-5	Brad Marchand, 2G/3A
47	1-16-17	NY Islanders	L 0-4	10-11-0		23-19-5	NYI's Thomas Greiss, 32 svs
48	1-18-17	at Detroit**	O 5-6		13-8-6	23-19-6	Shootout loss (Bos 1/3; Det 2/3); Patrice Bergeron, 1G/2A; Frank Vatrano, 2G; 2G in 0:21 of 2nd period (Det 14:36, Bos 14:57); Bos had 4-1 lead at end of 1st period, Det scored 4 of next 5 to send to OT/shootout

# 2016-17 GAME-BY-GAME RESULTS

Gm	Date	Opponent	Score	Home	Road	Overall	Notes
49	1-20-17	Chicago	L 0-1	10-12-0		23-20-6	Chi's Scott Darling, 30 svs
50	1-22-17	at Pittsburgh	L 1-5		13-9-6	23-21-6	--
51	1-24-17	Detroit*	W 4-3	11-12-0		24-21-6	Brad Marchand, 2G; David Pastrnak, GWG at 4:13 of OT
52	1-26-17	Pittsburgh	W 4-3	12-12-0		25-21-6	Brad Marchand, 2G
53	1-31-17	at Tampa Bay	W 4-3		14-9-6	26-21-6	--
54	2-1-17	at Washington	L 3-5		14-10-6	26-22-6	Brad Marchand, 2G/1A; David Pastrnak, 3A
55	2-4-17	Toronto	L 5-6	12-13-0		26-23-6	David Pastrnak, 2G/1A; Patrice Bergeron, 1G/2A; Zdeno Chara, 3A; Tor's William Nylander, 3G; Tor, 3G in 1:46 of 2nd period (8:31, 9:09 & 10:17); 4G in 2:24 of 2nd period (Tor 8:31, 9:09 & 10:17; Bos 10:55)
56	2-9-17	San Jose	W 6-3	13-13-0		27-23-6	Bruce Cassidy's 1st game as interim head coach; Patrice Bergeron, 1G/3A; David Backes, 1G/2A; David Pastrnak, 2G
57	2-11-17	Vancouver	W 4-3	14-13-0		28-23-6	Frank Vatrano, 1G/2A
58	2-12-17	Montreal	W 4-0	15-13-0		29-23-6	Tuukka Rask, 25 svs; First home win vs. Montreal since Jan. 12, 2012 (0-7-2).
59	2-19-17	at San Jose*	W 2-1		15-10-6	30-23-6	Brad Marchand, GWG at 2:36 of OT
60	2-22-17	at Anaheim	L 3-5		15-11-6	30-24-6	--
61	2-23-17	at Los Angeles	W 4-1		16-11-6	31-24-6	--
62	2-26-17	at Dallas	W 6-3		17-11-6	32-24-6	Patrice Bergeron, 2G/1A; Brad Marchand, 1G/2A; Torey Krug, 3A
63	2-28-17	Arizona	W 4-1	16-13-0		33-24-6	--
64	3-2-17	NY Rangers	L 1-2	16-14-0		33-25-6	--
65	3-4-17	New Jersey	W 3-2	17-14-0		34-25-6	--
66	3-6-17	at Ottawa	L 2-4		17-12-6	34-26-6	--
67	3-8-17	Detroit	W 6-1	18-14-0		35-26-6	David Krejci, 2G/1A; Brad Marchand, 2G; Bos, 3G in 2:25 of 1st period (11:07, 12:08, 13:32)
68	3-11-17	Philadelphia	W 2-1	19-14-0		36-26-6	Drew Stafford, GWG at 19:54 of 3rd period
69	3-13-17	at Vancouver	W 6-3		18-12-6	37-26-6	Brad Marchand, 3G/1A
70	3-15-17	at Calgary	W 5-2		19-12-6	38-26-6	David Pastrnak, 2G
71	3-16-17	at Edmonton	L 4-7		19-13-6	38-27-6	Brad Marchand, 1G/2A
72	3-20-17	at Toronto	L 2-4		19-14-6	38-28-6	4G in 1:47 of 3rd period (Tor 18:03, 18:47 & 19:09; Bos 19:50); Tor, 2 ENG
73	3-21-17	Ottawa	L 2-3	19-15-0		38-29-6	--
74	3-23-17	Tampa Bay	L 3-6	19-16-0		38-30-6	TB's Nikita Kucherov, 3G; 2G in 0:24 of 2nd period (Bos 7:50, TB 8:14)
75	3-25-17	at NY Islanders	W 2-1		20-14-6	39-30-6	Riley Nash, 2G
76	3-28-17	Nashville	W 4-1	20-16-0		40-30-6	--
77	3-30-17	Dallas	W 2-0	21-16-0		41-30-6	Tuukka Rask, 27 svs
78	4-1-17	Florida	W 5-2	22-16-0		42-30-6	Patrice Bergeron, 2G
79	4-2-17	at Chicago	W 3-2		21-14-6	43-30-6	--
80	4-4-17	Tampa Bay	W 4-0	23-16-0		44-30-6	Tuukka Rask, 28 svs; David Pastrnak, 2G; Boston clinched playoff berth
81	4-6-17	Ottawa**	O 1-2	23-16-1		44-30-7	Shootout loss (Bos 0/3; Ott 1/2)
82	4-8-17	Washington	L 1-3	23-17-1		44-31-7	--

Gm	Date	Opponent	Score	Home	Road	Overall	Notes
1.1	4-12-17	at Ottawa	W 2-1		1-0	1-0	Brad Marchand, GWG at 17:27 of 3rd period; Bos, 0 SOG in 2nd period
1.2	4-15-17	at Ottawa*	L 3-4		1-1	1-1	Ott's Dion Phaneuf, GWG at 1:59 of OT
1.3	4-17-17	Ottawa*	L 3-4	0-1		1-2	Ott's Bobby Ryan, GWG at 5:43 of OT; Ott, 2G in 0:25 of 1st period (7:15 & 7:40); Bos, 2G in 0:42 of 2nd period (6:05 & 6:47)
1.4	4-19-17	Ottawa	L 0-1	0-2		1-3	Ott's Craig Anderson, 22 svs; Ott's Bobby Ryan scored game's only goal at 5:49 of 3rd period
1.5	4-21-17	at Ottawa*	W 3-2		2-1	2-3	Sean Kuraly, 1st 2 NHL goals including GWG at 10:19 of 2nd OT
1.6	4-23-17	Ottawa*	L 2-3	0-3		2-4	Ott's Clarke MacArthur, GWG at 6:30 of OT



# 2016-17 SEASON NOTABLES

## TEAM RECORDS

	W	L	T
Home Record	23	17	1
Road Record	21	14	6
Overall Record	44	31	7
Vs. Eastern Conference	27	20	7
Vs. Atlantic Division	18	10	2
Vs. Metropolitan Division	9	10	5
Vs. Western Conference	17	11	0
Vs. Pacific Division	9	5	0
Vs. Central Division	8	6	0
Scoring First Goal of Game	32	9	5
Allowing First Goal of Game	12	22	2
Leading After First Period	23	4	4
Trailing After First Period	4	11	2
Tied After First Period	17	16	1
Leading After Second Period	34	0	2
Trailing After Second Period	3	23	3
Tied After Second Period	7	8	2
Outshooting Opponents	30	22	7
Opponents Outshoot	13	7	0
Shots Tied	1	1	0
One-Goal Decisions	19	18	
Two-Goal Decisions	6	10	
Three-Goal Decisions	14	7	
Four-Plus Goal Decisions	5	3	
Five-Minute Overtime	4	4	
Shootouts	2	3	
Leading a Game by 2-0	19	2	2
Leading a Game by Two Goals	32	2	2
Leading a Game by 3-0	9	0	1
Leading a Game by Three Goals	21	0	1
Trailing a Game by 0-2	3	14	2
Trailing a Game by Two Goals	3	24	2
Trailing a Game by 0-3	0	8	1
Trailing a Game by Three Goals	0	15	1
Vs. Original Six Clubs	6	10	1
Matinees	10	3	0
Taking 30-or-More Shots	20	19	6
Allowing 30-or-More Shots	17	6	2
Scoring a Power Play Goal	25	13	3
Scoring Multiple Power Play Goals	4	4	1
Allowing a Power Play Goal	14	13	2
Allowing Multiple Power Play Goals	3	3	1
Game One of Back-to-Back Sets	8	4	2
Game Two of Back-to-Back Sets	4	8	2
Game One of 3-in-4-Nights Series	9	6	1
Game Two of 3-in-4-Nights Series	8	5	3
Game Three of 3-in-4-Nights Series	7	7	2

## 2016-17 FUN FACTS

- The Bruins concluded their 29 season series winning 13, losing eight and finishing even in eight ... That included season sweeps of Arizona (for the fifth straight season), Buffalo, Dallas, Florida, Los Angeles, San Jose, Vancouver and Winnipeg.
- The Bruins ranked seventh overall on the power play in 2016-17.
- The Bruins ranked first overall on the penalty kill in 2016-17, which was their highest ranking since finishing first overall in 2001-02.
- The Bruins scored ten shorthanded goals in 2016-17, which tied for second in the NHL ... It was their most shorthanded goals in a season since they scored 11 in 2010-11.
- Brad Marchand scored three shorthanded tallies, bringing his career total to 22, which ranks third overall on the club's all-time list (Rick Middleton, 25; Derek Sanderson, 24).
- The Bruins were awarded one penalty shot in 2016-17, with Brad Marchand scoring vs. Florida's Roberto Luongo on Nov. 1 ... It was his club-record fourth career penalty shot goal.
- They faced one penalty shot as well, with Tuukka Rask stopping Philadelphia's Jakub Voracek on Nov. 29.
- The Bruins allowed 40+ shots in a game just once in 2016-17, as Chicago had 43 in a 3-2 Boston road win on Apr. 2.
- They held the Winnipeg Jets to a season-low 12 shots on goal on Nov. 19, which was the fewest by an opponent since Nov. 24, 2001 (Toronto, also 12).
- Ten Bruins played their first NHL games in the 2016-17 regular season - Anton Blidh, Brandon Carlo, Peter Cehlarik, Austin Czarnik, Jakob Forsbacka Karlsson, Matt Grzelcyk, Danton Heinen, Sean Kuraly, Zane McIntyre and Rob O'Gara.
- Charlie McAvoy made his NHL debut during the 2017 playoffs, becoming just the ninth Bruin in history to play a post-season game before playing in a regular season contest.
- Tuukka Rask and Brad Marchand represented Boston at the 2017 NHL All-Star Game in Los Angeles ... It marked the first All-Star Game appearance for both players.
- Marchand's career-best 39 goals ranked fourth overall in the NHL, while his 85 points tied for fifth in the Art Ross scoring race.
- Patrice Bergeron ranked first in the league in faceoffs won (1,089) and ranked third overall at 60.1% ... His 302 shots on goal ranked third in the NHL in that category.
- Tuukka Rask's eight shutouts ranked second in the the league and he tied for fifth overall with a career-high 37 wins ... It was his fourth straight year with 30 wins as he joined Tim Thomas as the only goaltenders in team history with four 30-win campaigns.
- Marchand became the first Bruin with consecutive 30-goal seasons since Glen Murray in 2002-03 and 2003-04 and his 85 points were the most by a Bruin since Marc Savard in 2008-09.
- David Pastrnak netted a career-high 34 goals as he became just the third Bruin in history to hit the 30-goal mark prior to his 21st birthday (Barry Pederson, Patrice Bergeron).
- Bergeron hit the 30-assist mark for the tenth time in his career, joining Ray Bourque, John Bucyk and Rick Middleton as the only Bruins with ten-or-more 30-assist seasons.
- David Backes scored the 20,000th goal in Bruins history on Nov. 22 vs. St. Louis ... The Bruins joined the Montreal Canadiens as the only two NHL teams to hit that milestone.
- The Bruins sold out every regular season game at TD Garden for the seventh straight year in 2016-17 and will carry a sellout streak of 338 consecutive games (regular season and playoffs) at TD Garden into 2017-18.

# BOSTON vs. ANAHEIM

## At Boston

Dec. 15: Ana 4 at Bos 3 (GW: Rakell)

Boston Bruins	GP	G	A	PTS	PIM	PP	SH
David Backes	2	-	4	4	2	-	-
Zdeno Chara	2	2	-	2	-	-	-
David Krejci	2	1	1	2	-	1	-
Frank Vatrano	1	1	1	2	-	-	-
Brandon Carlo	2	1	-	1	2	-	-
Austin Czarnik	1	1	-	1	-	-	-
Kevan Miller	1	-	1	1	2	-	-
Torey Krug	2	-	1	1	-	-	-
Brad Marchand	2	-	1	1	-	-	-
Riley Nash	2	-	1	1	-	-	-
Ryan Spooner	2	-	1	1	-	-	-
Noel Acciari	1	-	-	-	-	-	-
Matt Beleskey	1	-	-	-	-	-	-
Anton Blidh	1	-	-	-	-	-	-
Peter Cehlarik	1	-	-	-	-	-	-
Matt Grzelcyk	1	-	-	-	-	-	-
Jimmy Hayes	1	-	-	-	-	-	-
Tim Schaller	1	-	-	-	-	-	-
Patrice Bergeron	2	-	-	-	2	-	-
Adam McQuaid	2	-	-	-	-	-	-
Colin Miller	2	-	-	-	-	-	-
Dominic Moore	2	-	-	-	-	-	-
David Pastrnak	2	-	-	-	2	-	-

## At Anaheim

Feb. 22: Bos 3 at Ana 5 (GW: Rakell)

Anaheim Ducks	GP	G	A	PTS	PIM	PP	SH
Rickard Rakell	2	3	1	4	-	-	-
Andrew Cogliano	2	2	-	2	2	-	-
Josh Manson	2	2	-	2	-	-	-
Kevin Bieksa	2	1	1	2	4	-	-
Ondrej Kase	2	1	1	2	6	-	-
Ryan Getzlaf	2	-	2	2	-	-	-
Corey Perry	2	-	2	2	-	-	-
Nick Ritchie	2	-	2	2	-	-	-
Jakob Silfverberg	2	-	2	2	-	-	-
Cam Fowler	2	-	1	1	2	-	-
Ryan Kesler	2	-	1	1	2	-	-
Sami Vatanen	2	-	1	1	-	-	-
Korbinian Holzer	1	-	-	-	-	-	-
Nicolas Kerdiles	1	-	-	-	-	-	-
Stefan Noesen	1	-	-	-	-	-	-
Shea Theodore	1	-	-	-	-	-	-
Nate Thompson	1	-	-	-	-	-	-
Antoine Vermette	1	-	-	-	-	-	-
Joseph Cramarossa	2	-	-	-	-	-	-
Hampus Lindholm	2	-	-	-	2	-	-
Logan Shaw	2	-	-	-	-	-	-

Boston Bruins	GP	MINS	W-L-O	GA	GAA	SV%	SO
Tuukka Rask	1	59	0-1-0	4	4.07	.833	-
Anton Khudobin	1	58	0-1-0	4	4.14	.852	-

By Period	1	2	3	OT/SO	TOTAL
Goals	3	2	1	-	6
Shots	18	23	22	-	63

Power Play:	11.1%	(1/9)
Penalty Kill:	100.0%	(6/6)

Anaheim Ducks	GP	MINS	W-L-O	GA	GAA	SV%	SO
Jonathan Bernier	2	120	2-0-0	6	3.00	.905	-

By Period	1	2	3	OT/SO	TOTAL
Goals	2	5	2	-	9
Shots	17	24	12	-	53

Power Play:	0.0%	(0/6)
Penalty Kill:	88.9%	(8/9)




# BOSTON vs. ARIZONA

## At Boston

Feb. 28: Ari 1 at Bos 4 (GW: Nash)

Boston Bruins	GP	G	A	PTS	PIM	PP	SH
Brad Marchand	2	1	2	3	4	-	-
David Pastrnak	2	1	1	2	-	-	-
Patrice Bergeron	2	-	2	2	2	-	-
David Krejci	2	-	2	2	2	-	-
David Backes	2	1	-	1	4	-	-
Colin Miller	2	1	-	1	15	-	-
Riley Nash	2	1	-	1	-	-	1
Ryan Spooner	2	1	-	1	-	-	-
Zdeno Chara	2	-	1	1	-	-	-
Torey Krug	2	-	1	1	-	-	-
Matt Beleskey	1	-	-	-	-	-	-
Peter Cehlarik	1	-	-	-	-	-	-
Austin Czarnik	1	-	-	-	-	-	-
John-Michael Liles	1	-	-	-	-	-	-
Kevan Miller	1	-	-	-	2	-	-
Frank Vatrano	1	-	-	-	-	-	-
Brandon Carlo	2	-	-	-	-	-	-
Jimmy Hayes	2	-	-	-	-	-	-
Adam McQuaid	2	-	-	-	-	-	-
Dominic Moore	2	-	-	-	-	-	-
Tim Schaller	2	-	-	-	-	-	-



Boston Bruins	GP	MINS	W-L-O	GA	GAA	SV%	SO
Tuukka Rask	2	120	2-0-0	2	1.00	.964	-


By Period	1	2	3	OT/SO	TOTAL
Goals	1	5	0	-	6
Shots	18	18	18	-	54

<b>Power Play:</b>	0.0%	(0/2)
<b>Penalty Kill:</b>	71.4%	(5/7)

## At Arizona

Nov. 12: Bos 2 at Ari 1 (GW: Pastrnak)

Arizona Coyotes	GP	G	A	PTS	PIM	PP	SH
Radim Vrbata	2	1	1	2	-	1	-
Peter Holland	1	1	-	1	-	1	-
Brendan Perlini	1	-	1	1	-	-	-
Anthony DeAngelo	2	-	1	1	2	-	-
Oliver Ekman-Larsson	2	-	1	1	-	-	-
Alexander Burmistrov	1	-	-	-	-	-	-
Laurent Dauphin	1	-	-	-	-	-	-
Anthony Duclair	1	-	-	-	-	-	-
Josh Jooris	1	-	-	-	-	-	-
Brad Richardson	1	-	-	-	5	-	-
Luke Schenn	1	-	-	-	-	-	-
Michael Stone	1	-	-	-	-	-	-
Ryan White	1	-	-	-	-	-	-
Jakob Chychrun	2	-	-	-	4	-	-
Lawson Crouse	2	-	-	-	-	-	-
Shane Doan	2	-	-	-	-	-	-
Max Domi	2	-	-	-	-	-	-
Christian Dvorak	2	-	-	-	2	-	-
Alex Goligoski	2	-	-	-	-	-	-
Jordan Martinook	2	-	-	-	-	-	-
Jamie McGinn	2	-	-	-	-	-	-
Connor Murphy	2	-	-	-	-	-	-
Tobias Rieder	2	-	-	-	-	-	-



Arizona Coyotes	GP	MINS	W-L-O	GA	GAA	SV%	SO
Louis Domingue	2	79	0-1-0	2	1.52	.950	-
Mike Smith	1	40	0-1-0	4	6.00	.714	-

By Period	1	2	3	OT/SO	TOTAL
Goals	0	1	1	-	2
Shots	17	16	22	-	55

<b>Power Play:</b>	28.6%	(2/7)
<b>Penalty Kill:</b>	100.0%	(2/2)

BOSTON vs. BUFFALO

At Boston

Nov. 17:	Buf	0	at	Bos	4	(GW: Marchand)
Dec. 31:	Buf	1	at	Bos	3	(GW: Bergeron)

At Buffalo

Dec. 3:	Bos	2	at	Buf	1	(GW: Bergeron)
Dec. 29:	Bos	4	at	Buf	2	(GW: Spooner)

Boston Bruins	GP	G	A	PTS	PIM	PP	SH
David Krejci	4	3	1	4	-	2	-
Ryan Spooner	4	2	2	4	2	-	-
Brad Marchand	4	1	3	4	2	1	-
Patrice Bergeron	4	3	-	3	2	1	-
Frank Vatrano	2	1	2	3	-	-	-
David Pastrnak	4	1	2	3	-	1	-
Torey Krug	4	-	3	3	-	-	-
Austin Czarnik	4	-	2	2	4	-	-
Riley Nash	4	1	-	1	-	-	-
Tim Schaller	4	1	-	1	2	-	-
John-Michael Liles	1	-	1	1	-	-	-
Matt Beleskey	2	-	1	1	5	-	-
David Backes	3	-	1	1	-	-	-
Zdeno Chara	3	-	1	1	2	-	-
Brandon Carlo	4	-	1	1	6	-	-
Noel Acciari	1	-	-	-	-	-	-
Jimmy Hayes	1	-	-	-	-	-	-
Joe Morrow	1	-	-	-	-	-	-
Anton Blidh	3	-	-	-	-	-	-
Kevan Miller	3	-	-	-	-	-	-
Adam McQuaid	4	-	-	-	17	-	-
Colin Miller	4	-	-	-	4	-	-
Dominic Moore	4	-	-	-	6	-	-

Buffalo Sabres	GP	G	A	PTS	PIM	PP	SH
Kyle Okposo	4	2	-	2	-	1	-
Matt Moulson	4	-	2	2	2	-	-
Jack Eichel	3	-	2	2	2	-	-
Sam Reinhart	4	-	2	2	-	-	-
Evander Kane	3	1	-	1	12	-	-
Marcus Foligno	4	1	-	1	-	-	-
Rasmus Ristolainen	4	-	1	1	2	-	-
Justin Bailey	1	-	-	-	-	-	-
Nicholas Baptiste	1	-	-	-	-	-	-
Tyler Ennis	1	-	-	-	-	-	-
Taylor Fedun	1	-	-	-	-	-	-
Brendan Guhle	1	-	-	-	-	-	-
Dmitry Kulikov	1	-	-	-	-	-	-
Casey Nelson	1	-	-	-	-	-	-
Zach Bogosian	2	-	-	-	-	-	-
Nicolas Deslauriers	2	-	-	-	-	-	-
Ryan O'Reilly	2	-	-	-	4	-	-
William Carrier	3	-	-	-	7	-	-
Justin Falk	3	-	-	-	-	-	-
Josh Gorges	3	-	-	-	2	-	-
Cody Franson	4	-	-	-	6	-	-
Brian Gionta	4	-	-	-	4	-	-
Zemgus Girgensons	4	-	-	-	4	-	-
Derek Grant	4	-	-	-	9	-	-
Johan Larsson	4	-	-	-	-	-	-
Jake McCabe	4	-	-	-	6	-	-

Boston Bruins	GP	MINS	W-L-O	GA	GAA	SV%	SO
Tuukka Rask	4	239	4-0-0	4	1.00	.969	1

Buffalo Sabres	GP	MINS	W-L-O	GA	GAA	SV%	SO
Robin Lehner	4	237	0-4-0	12	3.04	.914	-

By Period	1	2	3	OT/SO	TOTAL
Goals	2	7	4	-	13
Shots	40	51	50	-	141

By Period	1	2	3	OT/SO	TOTAL
Goals	2	1	1	-	4
Shots	37	43	48	-	128

Power Play:	27.8%	(5/18)
Penalty Kill:	93.8%	(15/16)

Power Play:	6.2%	(1/16)
Penalty Kill:	72.2%	(13/18)



BOSTON vs. CALGARY

At Boston  
Nov. 25: Cgy 2 at Bos 1 (GW: Chiasson)

At Calgary  
Mar. 15: Bos 5 at Cgy 2 (GW: Backes)

Boston Bruins	GP	G	A	PTS	PIM	PP	SH
David Pastrnak	2	3	-	3	2	-	-
Brad Marchand	2	1	1	2	2	-	-
David Backes	2	1	-	1	-	-	-
Matt Beleskey	2	1	-	1	2	-	-
Zdeno Chara	1	-	1	1	-	-	-
John-Michael Liles	1	-	1	1	-	-	-
Tim Schaller	1	-	1	1	-	-	-
Drew Stafford	1	-	1	1	-	-	-
Patrice Bergeron	2	-	1	1	2	-	-
David Krejci	2	-	1	1	-	-	-
Ryan Spooner	2	-	1	1	-	-	-
Austin Czarnik	1	-	-	-	-	-	-
Colin Miller	1	-	-	-	-	-	-
Joe Morrow	1	-	-	-	-	-	-
Frank Vatrano	1	-	-	-	-	-	-
Brandon Carlo	2	-	-	-	-	-	-
Jimmy Hayes	2	-	-	-	7	-	-
Torey Krug	2	-	-	-	-	-	-
Adam McQuaid	2	-	-	-	2	-	-
Kevan Miller	2	-	-	-	-	-	-
Dominic Moore	2	-	-	-	-	-	-
Riley Nash	2	-	-	-	-	-	-

Calgary Flames	GP	G	A	PTS	PIM	PP	SH
Alex Chiasson	2	2	-	2	-	-	-
Sam Bennett	2	1	1	2	-	-	-
Matt Stajan	2	-	2	2	-	-	-
Dougie Hamilton	2	1	-	1	-	-	-
Lance Bouma	1	-	1	1	-	-	-
T. J. Brodie	2	-	1	1	-	-	-
Mark Giordano	2	-	1	1	2	-	-
Matt Bartkowski	1	-	-	-	-	-	-
Johnny Gaudreau	1	-	-	-	-	-	-
Freddie Hamilton	1	-	-	-	2	-	-
Garnet Hathaway	1	-	-	-	7	-	-
Brett Kulak	1	-	-	-	-	-	-
Hunter Shinkaruk	1	-	-	-	-	-	-
Kris Versteeg	1	-	-	-	-	-	-
Lance Bouma	2	-	-	-	-	-	-
Mikael Backlund	2	-	-	-	2	-	-
Troy Brouwer	2	-	-	-	2	-	-
Deryk Engelland	2	-	-	-	2	-	-
Micheal Ferland	2	-	-	-	-	-	-
Michael Frolik	2	-	-	-	4	-	-
Sean Monahan	2	-	-	-	-	-	-
Matthew Tkachuk	2	-	-	-	-	-	-
Dennis Wideman	2	-	-	-	2	-	-

Boston Bruins	GP	MINS	W-L-O	GA	GAA	SV%	SO
Anton Khudobin	2	119	1-1-0	4	2.02	.923	-

Calgary Flames	GP	MINS	W-L-O	GA	GAA	SV%	SO
Chad Johnson	2	117	1-1-0	5	2.56	.925	-

By Period	1	2	3	OT/SO	TOTAL
Goals	1	2	3	-	6
Shots	12	27	29	-	68

Power Play: 0.0% (0/6)  
Penalty Kill: 100.0% (4/4)

By Period	1	2	3	OT/SO	TOTAL
Goals	2	1	1	-	4
Shots	22	14	16	-	52


Power Play: 0.0% (0/4)  
Penalty Kill: 100.0% (6/6)

# BOSTON vs. CAROLINA

## At Boston

Dec. 1: Car 1 at Bos 2 (SO: Pastrnak)

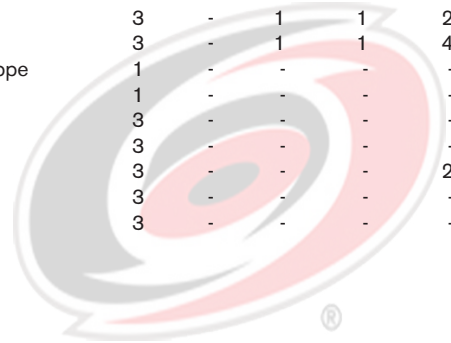
Boston Bruins	GP	G	A	PTS	PIM	PP	SH
Ryan Spooner	3	1	2	3	-	-	-
Torey Krug	3	-	3	3	-	-	-
David Backes	3	2	-	2	-	-	-
Brad Marchand	3	2	-	2	-	1	-
Tim Schaller	2	1	-	1	2	-	-
Patrice Bergeron	3	-	1	1	2	-	-
David Krejci	3	-	1	1	-	-	-
Kevan Miller	3	-	1	1	-	-	-
Dominic Moore	3	-	1	1	-	-	-
Riley Nash	3	-	1	1	-	-	-
David Pastrnak	3	-	1	1	-	-	-
Matt Beleskey	1	-	-	-	2	-	-
Anton Blidh	1	-	-	-	-	-	-
John-Michael Liles	1	-	-	-	-	-	-
Joe Morrow	1	-	-	-	-	-	-
Zdeno Chara	2	-	-	-	-	-	-
Colin Miller	2	-	-	-	-	-	-
Frank Vatrano	2	-	-	-	-	-	-
Brandon Carlo	3	-	-	-	2	-	-
Austin Czarnik	3	-	-	-	-	-	-
Jimmy Hayes	3	-	-	-	-	-	-
Adam McQuaid	3	-	-	-	2	-	-



## At Carolina

Dec. 23: Bos 2 at Car 3 (OT: Teravainen)  
Jan. 8: Bos 3 at Car 4 (OT: Aho)

Carolina Hurricanes	GP	G	A	PTS	PIM	PP	SH
Jordan Staal	2	1	2	3	-	-	1
Sebastian Aho	3	2	-	2	-	-	-
Justin Faulk	3	1	1	2	-	-	-
Derek Ryan	3	1	1	2	-	-	-
Teuvo Teravainen	3	1	1	2	4	-	-
Elias Lindholm	2	-	2	2	-	-	-
Noah Hanifin	3	1	-	1	-	1	-
Jay McClement	3	1	-	1	-	-	-
Joakim Nordstrom	3	-	1	1	-	-	-
Jeff Skinner	3	-	1	1	2	-	-
Jacob Slavin	3	-	1	1	2	-	-
Viktor Stalberg	3	-	1	1	2	-	-
Lee Stempniak	3	-	1	1	4	-	-
Phillip Di Giuseppe	1	-	-	-	-	-	-
Ty Rattie	1	-	-	-	-	-	-
Ron Hainsey	3	-	-	-	-	-	-
Brock McGinn	3	-	-	-	-	-	-
Brett Pesce	3	-	-	-	2	-	-
Victor Rask	3	-	-	-	-	-	-
Matt Tennyson	3	-	-	-	-	-	-



Boston Bruins	GP	MINS	W-L-O	GA	GAA	SV%	SO
Anton Khudobin	2	127	1-0-1	4	1.89	.925	-
Zane McIntyre	1	62	0-0-1	4	3.87	.867	-

By Period	1	2	3	OT/SO	TOTAL
Goals	2	1	3	0/1	7
Shots	33	35	28	7	103

<b>Power Play:</b>	12.5%	(1/8)
<b>Penalty Kill:</b>	80.0%	(4/5)

Carolina Hurricanes	GP	MINS	W-L-O	GA	GAA	SV%	SO
Cam Ward	3	190	2-0-1	6	1.89	.942	-

By Period	1	2	3	OT/SO	TOTAL
Goals	0	4	2	2/0	8
Shots	33	21	24	5	83

<b>Power Play:</b>	20.0%	(1/5)
<b>Penalty Kill:</b>	87.5%	(7/8)



BOSTON vs. CHICAGO

At Boston  
Jan. 20: Chi 1 at Bos 0 (GW: Hossa)

At Chicago  
Apr. 2: Bos 3 at Chi 2 (GW: K. Miller)

Boston Bruins	GP	G	A	PTS	PIM	PP	SH	Chicago Blackhawks	GP	G	A	PTS	PIM	PP	SH
Kevan Miller	1	1	-	1	2	-	-	Brent Seabrook	2	-	2	2	-	-	-
Patrice Bergeron	2	1	-	1	-	1	-	Marian Hossa	2	1	-	1	-	-	-
Zdeno Chara	2	1	-	1	2	-	-	Artemi Panarin	2	1	-	1	-	-	-
Sean Kuraly	1	-	1	1	-	-	-	Jordin Tootoo	2	1	-	1	-	-	-
Brandon Carlo	2	-	1	1	-	-	-	John Hayden	1	-	1	1	-	-	-
Brad Marchand	2	-	1	1	-	-	-	Vinnie Hinostroza	1	-	1	1	-	-	-
Noel Acciari	1	-	-	-	-	-	-	Tanner Kero	2	-	1	1	-	-	-
Austin Czarnik	1	-	-	-	-	-	-	Richard Panik	2	-	1	1	-	-	-
John-Michael Liles	1	-	-	-	-	-	-	Artem Anisimov	1	-	-	-	-	-	-
Colin Miller	1	-	-	-	2	-	-	Michal Kempny	1	-	-	-	-	-	-
Joe Morrow	1	-	-	-	-	-	-	Marcus Kruger	1	-	-	-	-	-	-
Tim Schaller	1	-	-	-	-	-	-	Johnny Oduya	1	-	-	-	-	-	-
Drew Stafford	1	-	-	-	-	-	-	Brian Campbell	2	-	-	-	-	-	-
Frank Vatrano	1	-	-	-	-	-	-	Ryan Hartman	2	-	-	-	-	-	-
David Backes	2	-	-	-	-	-	-	Niklas Hjalmarsson	2	-	-	-	-	-	-
Matt Beleskey	2	-	-	-	-	-	-	Patrick Kane	2	-	-	-	-	-	-
David Krejci	2	-	-	-	2	-	-	Duncan Keith	2	-	-	-	4	-	-
Torey Krug	2	-	-	-	-	-	-	Dennis Rasmussen	2	-	-	-	-	-	-
Adam McQuaid	2	-	-	-	-	-	-	Nick Schmaltz	2	-	-	-	-	-	-
Dominic Moore	2	-	-	-	2	-	-	Jonathan Toews	2	-	-	-	2	-	-
Riley Nash	2	-	-	-	-	-	-	Trevor van Riemsdyk	2	-	-	-	-	-	-
David Pastinak	2	-	-	-	-	-	-								
Ryan Spooner	2	-	-	-	2	-	-								

Boston Bruins	GP	MINS	W-L-O	GA	GAA	SV%	SO	Chicago Blackhawks	GP	MINS	W-L-O	GA	GAA	SV%	SO
Tuukka Rask	1	59	0-1-0	1	1.02	.955	-	Scott Darling	1	60	1-0-0	0	0.00	1.000	1
Anton Khudobin	1	60	1-0-0	2	2.00	.953	-	Corey Crawford	1	58	0-1-0	3	3.05	.897	-

By Period	1	2	3	OT/SO	TOTAL	By Period	1	2	3	OT/SO	TOTAL
Goals	2	0	1	-	3	Goals	0	1	2	-	3
Shots	28	20	11	-	59	Shots	22	19	24	-	65

Power Play:	33.3%	(1/3)	Power Play:	0.0%	(0/6)
Penalty Kill:	100.0%	(6/6)	Penalty Kill:	66.7%	(2/3)

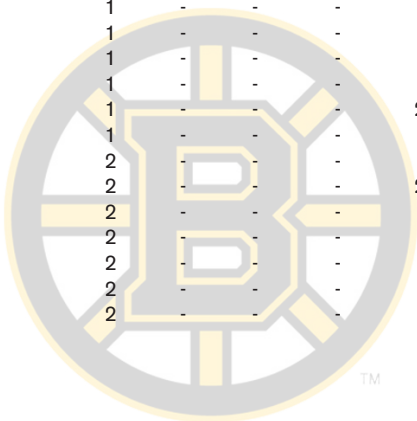
# BOSTON vs. COLORADO

## At Boston

Dec. 8: Col 4 at Bos 2 (GW: Mitchell)

### Boston Bruins

	GP	G	A	PTS	PIM	PP	SH
David Pastrnak	2	2	-	2	4	-	-
David Krejci	2	1	1	2	-	-	-
Dominic Moore	2	1	-	1	-	-	-
Tim Schaller	1	-	1	1	-	-	-
David Backes	2	-	1	1	-	-	-
Torey Krug	2	-	1	1	-	-	-
Brad Marchand	2	-	1	1	-	-	-
Ryan Spooner	2	-	1	1	-	-	-
Matt Beleskey	1	-	-	-	2	-	-
Anton Blidh	1	-	-	-	-	-	-
Sean Kuraly	1	-	-	-	-	-	-
John-Michael Liles	1	-	-	-	-	-	-
Colin Miller	1	-	-	-	-	-	-
Kevan Miller	1	-	-	-	2	-	-
Joe Morrow	1	-	-	-	-	-	-
Patrice Bergeron	2	-	-	-	-	-	-
Brandon Carlo	2	-	-	-	2	-	-
Zdeno Chara	2	-	-	-	-	-	-
Austin Czarnik	2	-	-	-	-	-	-
Jimmy Hayes	2	-	-	-	-	-	-
Adam McQuaid	2	-	-	-	-	-	-
Riley Nash	2	-	-	-	-	-	-




## At Colorado

Nov. 13: Bos 2 at Col 0 (GW: Krejci)

### Colorado Avalanche

	GP	G	A	PTS	PIM	PP	SH
Matt Duchene	1	1	-	1	-	-	-
Nathan MacKinnon	2	1	-	1	-	-	1
John Mitchell	2	1	-	1	-	-	-
Carl Soderberg	2	1	-	1	2	-	-
Francois Beauchemin	2	-	1	1	-	-	-
Mikhail Grigorenko	2	-	1	1	-	-	-
Blake Comeau	1	-	-	-	-	-	-
Eric Gelinas	1	-	-	-	-	-	-
Cody Goloubef	1	-	-	-	-	-	-
A. J. Greer	1	-	-	-	-	-	-
Erik Johnson	1	-	-	-	2	-	-
Gabriel Landeskog	1	-	-	-	-	-	-
Patrick Wiercoch	1	-	-	-	2	-	-
Tyson Barrie	2	-	-	-	-	-	-
Rene Bourque	2	-	-	-	-	-	-
Joe Colborne	2	-	-	-	-	-	-
Jarome Iginla	2	-	-	-	-	-	-
Andreas Martinsen	2	-	-	-	-	-	-
Cody McLeod	2	-	-	-	-	-	-
Mikko Rantanen	2	-	-	-	-	-	-
Fedor Tyutin	2	-	-	-	2	-	-
Nikita Zadorov	2	-	-	-	2	-	-



### Boston Bruins

	GP	MINS	W-L-O	GA	GAA	SV%	SO
Tuukka Rask	1	60	1-0-0	0	0.00	1.000	1
Anton Khudobin	1	58	0-1-0	4	4.14	.818	-

### By Period

	1	2	3	OT/SO	TOTAL
Goals	1	2	1	-	4
Shots	22	37	18	-	77

### Power Play:

0.0% (0/4)

### Penalty Kill:

100.0% (4/4)

### Colorado Avalanche

	GP	MINS	W-L-O	GA	GAA	SV%	SO
Semyon Varlamov	1	59	0-1-0	1	1.02	.978	-
Calvin Pickard	1	60	1-0-0	2	2.00	.935	-

### By Period

	1	2	3	OT/SO	TOTAL
Goals	2	2	0	-	4
Shots	16	12	15	-	43

### Power Play:

0.0% (0/4)

### Penalty Kill:

100.0% (4/4)



# BOSTON vs. COLUMBUS

## At Boston

Nov. 10: Cmb 2 at Bos 5 (GW: Czarnik)

Boston Bruins	GP	G	A	PTS	PIM	PP	SH
David Backes	3	4	3	7	2	-	-
Brad Marchand	3	2	3	5	-	-	-
David Krejci	3	1	4	5	-	-	-
David Pastrnak	3	2	2	4	-	-	-
Austin Czarnik	3	2	1	3	2	-	-
Ryan Spooner	3	-	3	3	-	-	-
Matt Beleskey	2	1	1	2	4	-	-
Torey Krug	3	1	1	2	2	-	-
Riley Nash	3	-	2	2	-	-	-
Tim Schaller	1	1	-	1	-	-	-
Brandon Carlo	3	-	1	1	2	-	-
Zdeno Chara	3	-	1	1	-	-	-
Dominic Moore	3	-	1	1	-	-	-
Noel Acciari	1	-	-	-	2	-	-
Anton Blidh	1	-	-	-	-	-	-
Danton Heinen	1	-	-	-	2	-	-
Kevan Miller	1	-	-	-	-	-	-
Rob O'Gara	1	-	-	-	-	-	-
Frank Vatrano	1	-	-	-	-	-	-
Patrice Bergeron	2	-	-	-	-	-	-
John-Michael Liles	2	-	-	-	-	-	-
Adam McQuaid	2	-	-	-	2	-	-
Jimmy Hayes	3	-	-	-	-	-	-
Colin Miller	3	-	-	-	2	-	-

## At Columbus

Oct. 13: Bos 6 at Cmb 3 (GW: Marchand)  
Dec. 27: Bos 3 at Cmb 4 (GW: Foligno)

Columbus Blue Jackets	GP	G	A	PTS	PIM	PP	SH
Nick Foligno	3	2	2	4	-	1	-
Alexander Wennberg	3	1	3	4	-	-	-
Seth Jones	2	2	1	3	2	-	-
Sam Gagner	3	1	1	2	-	-	-
Scott Hartnell	3	1	1	2	-	-	-
Brandon Saad	3	-	2	2	-	-	-
Zach Werenski	3	-	2	2	-	-	-
Cam Atkinson	3	1	-	1	2	1	-
Matt Calvert	3	1	-	1	-	-	-
Lukas Sedlak	2	-	1	1	-	-	-
Josh Anderson	3	-	1	1	6	-	-
Oliver Bjorkstrand	1	-	-	-	-	-	-
Sonny Milano	1	-	-	-	-	-	-
Dalton Prout	1	-	-	-	2	-	-
Brandon Dubinsky	2	-	-	-	2	-	-
Boone Jenner	3	-	-	-	2	-	-
Jack Johnson	3	-	-	-	-	-	-
William Karlsson	3	-	-	-	-	-	-
Ryan Murray	3	-	-	-	-	-	-
Markus Nutivaara	3	-	-	-	-	-	-
David Savard	3	-	-	-	2	-	-

Boston Bruins	GP	MINS	W-L-O	GA	GAA	SV%	SO
Tuukka Rask	3	178	2-1-0	9	3.03	.871	-

By Period	1	2	3	OT/SO	TOTAL
Goals	6	5	3	-	14
Shots	35	45	29	-	109

<b>Power Play:</b>	0.0%	(0/7)
<b>Penalty Kill:</b>	77.8%	(7/9)

Columbus Blue Jackets	GP	MINS	W-L-O	GA	GAA	SV%	SO
Curtis McElhinney	1	47	0-0-0	1	1.28	.957	-
Sergei Bobrovsky	3	131	1-2-0	12	5.50	.859	-

By Period	1	2	3	OT/SO	TOTAL
Goals	6	1	2	-	9
Shots	24	28	19	-	71

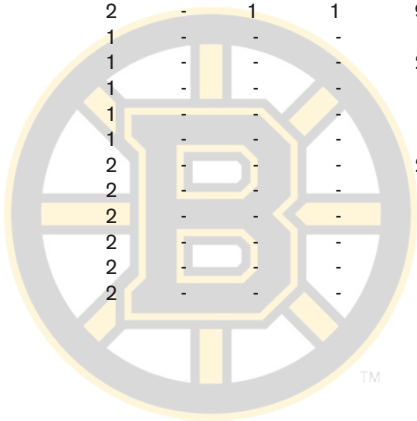
<b>Power Play:</b>	22.2%	(2/9)
<b>Penalty Kill:</b>	100.0%	(7/7)

# BOSTON vs. DALLAS

## At Boston

Mar. 30: Dal 0 at Bos 2 (GW: Marchand)


Boston Bruins	GP	G	A	PTS	PIM	PP	SH
Brad Marchand	2	2	3	5	-	-	-
Torey Krug	2	1	3	4	2	1	-
Patrice Bergeron	2	2	1	3	-	-	-
David Pastrnak	2	-	3	3	-	-	-
Ryan Spooner	2	1	1	2	-	1	-
David Backes	2	-	2	2	5	-	-
Frank Vatrano	1	1	-	1	-	-	-
David Krejci	2	1	-	1	-	-	-
Zdeno Chara	2	-	1	1	-	-	-
Kevan Miller	2	-	1	1	9	-	-
Noel Acciari	1	-	-	-	-	-	-
Matt Beleskey	1	-	-	-	2	-	-
Peter Cehlarik	1	-	-	-	-	-	-
Tim Schaller	1	-	-	-	-	-	-
Drew Stafford	1	-	-	-	-	-	-
Brandon Carlo	2	-	-	-	2	-	-
Jimmy Hayes	2	-	-	-	-	-	-
John-Michael Liles	2	-	-	-	-	-	-
Adam McQuaid	2	-	-	-	-	-	-
Dominic Moore	2	-	-	-	-	-	-
Riley Nash	2	-	-	-	-	-	-



## At Dallas

Feb. 26: Bos 6 at Dal 3 (GW: Bergeron)

Dallas Stars	GP	G	A	PTS	PIM	PP	SH
Jiri Hudler	1	1	1	2	-	1	-
John Klingberg	2	1	1	2	-	-	-
Tyler Seguin	2	1	1	2	-	-	-
Patrick Sharp	1	-	1	1	-	-	-
Jamie Benn	2	-	1	1	5	-	-
Devin Shore	2	-	1	1	-	-	-
Jordie Benn	1	-	-	-	-	-	-
Adam Cracknell	1	-	-	-	-	-	-
Jason Dickinson	1	-	-	-	-	-	-
Remi Elie	1	-	-	-	-	-	-
Ales Hemsky	1	-	-	-	-	-	-
Julius Honka	1	-	-	-	-	-	-
Lauri Korpikoski	1	-	-	-	-	-	-
Johnny Oduya	1	-	-	-	-	-	-
Jamie Oleksiak	1	-	-	-	-	-	-
Antoine Roussel	1	-	-	-	-	-	-
Cody Eakin	2	-	-	-	2	-	-
Radek Faksa	2	-	-	-	-	-	-
Dan Hamhuis	2	-	-	-	-	-	-
Stephen Johns	2	-	-	-	2	-	-
Esa Lindell	2	-	-	-	-	-	-
Curtis McKenzie	2	-	-	-	7	-	-
Brett Ritchie	2	-	-	-	2	-	-
Jason Spezza	2	-	-	-	2	-	-



Boston Bruins	GP	MINS	W-L-O	GA	GAA	SV%	SO
Tuukka Rask	2	120	2-0-0	3	1.50	.952	1

Dallas Stars	GP	MINS	W-L-O	GA	GAA	SV%	SO
Antti Niemi	1	58	0-1-0	2	2.07	.917	-
Kari Lehtonen	1	60	0-1-0	6	6.00	.786	-

By Period	1	2	3	OT/SO	TOTAL
Goals	3	3	2	-	8
Shots	19	17	16	-	52

By Period	1	2	3	OT/SO	TOTAL
Goals	0	2	1	-	3
Shots	13	26	24	-	63

<b>Power Play:</b>	40.0%	(2/5)
<b>Penalty Kill:</b>	80.0%	(4/5)

<b>Power Play:</b>	20.0%	(1/5)
<b>Penalty Kill:</b>	60.0%	(3/5)



# BOSTON vs. DETROIT

## At Boston

Jan.	24:	Det	3	at	Bos	4	(OT: Pastrnak)
Mar.	8:	Det	1	at	Bos	6	(GW: Marchand)

## At Detroit

Oct.	29:	Bos	1	at	Det	0	(GW: Schaller)
Jan.	18:	Bos	5	at	Det	6	(SO: Nielsen)

### Boston Bruins

	GP	G	A	PTS	PIM	PP	SH
Brad Marchand	4	4	2	6	2	1	-
David Krejci	4	2	3	5	-	-	-
David Pastrnak	3	2	2	4	2	-	-
Patrice Bergeron	4	1	3	4	-	1	-
Frank Vatrano	3	2	-	2	4	1	-
Drew Stafford	1	1	1	2	-	-	-
Brandon Carlo	4	1	1	2	4	-	1
Adam McQuaid	4	1	1	2	-	-	-
Tim Schaller	4	1	1	2	2	-	-
Ryan Spooner	3	-	2	2	-	-	-
Zdeno Chara	4	-	2	2	4	-	-
Torey Krug	4	-	2	2	4	-	-
Dominic Moore	4	-	2	2	8	-	-
Kevan Miller	2	1	-	1	-	-	-
David Backes	3	-	1	1	-	-	-
Colin Miller	3	-	1	1	-	-	-
Noel Acciari	1	-	-	-	-	-	-
Austin Blidh	1	-	-	-	-	-	-
Danton Heinen	1	-	-	-	-	-	-
Joe Morrow	1	-	-	-	-	-	-
Matt Beleskey	2	-	-	-	-	-	-
John-Michael Liles	2	-	-	-	-	-	-
Austin Czarnik	3	-	-	-	2	-	-
Jimmy Hayes	3	-	-	-	-	-	-
Riley Nash	4	-	-	-	-	-	-

### Detroit Red Wings

	GP	G	A	PTS	PIM	PP	SH
Tomas Tatar	4	2	2	4	-	-	-
Mike Green	4	1	3	4	-	-	-
Dylan Larkin	3	1	2	3	4	-	-
Andreas Athanasiou	4	2	-	2	2	-	-
Niklas Kronwall	2	1	1	2	2	-	-
Gustav Nyquist	4	1	1	2	2	-	-
Henrik Zetterberg	4	-	2	2	-	-	-
Xavier Ouellet	3	1	-	1	4	-	-
Thomas Vanek	1	-	1	1	-	-	-
Riley Sheahan	4	-	1	1	-	-	-
Tomas Jurco	1	-	-	-	-	-	-
Steve Ott	1	-	-	-	2	-	-
Robbie Russo	1	-	-	-	-	-	-
Brendan Smith	1	-	-	-	-	-	-
Ryan Sproul	1	-	-	-	-	-	-
Alexey Marchenko	2	-	-	-	-	-	-
Jonathan Ericsson	3	-	-	-	2	-	-
Darren Helm	3	-	-	-	4	-	-
Nick Jensen	3	-	-	-	2	-	-
Anthony Mantha	3	-	-	-	-	-	-
Justin Abdelkader	4	-	-	-	-	-	-
Danny DeKeyser	4	-	-	-	-	-	-
Luke Glendening	4	-	-	-	2	-	-
Drew Miller	4	-	-	-	-	-	-
Frans Nielsen	4	-	-	-	-	-	-

### Boston Bruins

	GP	MINS	W-L-O	GA	GAA	SV%	SO
Tuukka Rask	4	249	3-0-1	9	2.17	.912	1

### By Period

	1	2	3	OT/SO	TOTAL
Goals	10	3	2	1/0	16
Shots	62	44	38	3	147

### Power Play:

### Penalty Kill:

30.0%	(3/10)
100.0%	(12/12)

### Detroit Red Wings

	GP	MINS	W-L-O	GA	GAA	SV%	SO
Jimmy Howard	1	59	0-1-0	1	1.02	.972	-
Petr Mrazek	2	103	1-0-0	5	2.91	.891	-
Jared Coreau	3	87	0-1-1	10	6.90	.846	-

### By Period

	1	2	3	OT/SO	TOTAL
Goals	2	6	1	0/1	10
Shots	28	33	37	4	102

### Power Play:

### Penalty Kill:


0.0%	(0/12)
70.0%	(7/10)

# BOSTON vs. EDMONTON

## At Boston

Jan. 5: Edm 4 at Bos 3 (GW: Maroon)

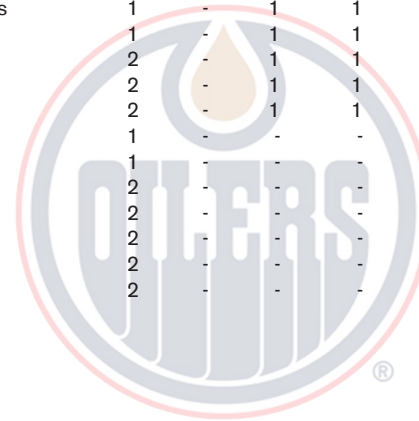
Boston Bruins	GP	G	A	PTS	PIM	PP	SH
Brad Marchand	2	1	3	4	2	-	-
Patrice Bergeron	2	1	2	3	-	-	-
David Krejci	2	2	-	2	2	2	-
David Pastrnak	2	1	1	2	-	1	-
Torey Krug	2	-	2	2	-	-	-
Colin Miller	2	1	-	1	2	-	-
Dominic Moore	2	1	-	1	2	-	1
Austin Czarnik	1	-	1	1	-	-	-
Zdeno Chara	2	-	1	1	12	-	-
Adam McQuaid	2	-	1	1	5	-	-
Kevan Miller	2	-	1	1	-	-	-
Ryan Spooner	2	-	1	1	-	-	-
David Backes	1	-	-	-	-	-	-
Matt Beleskey	1	-	-	-	-	-	-
Anton Blidh	1	-	-	-	-	-	-
Tim Schaller	1	-	-	-	-	-	-
Drew Stafford	1	-	-	-	-	-	-
Brendan Carlo	2	-	-	-	-	-	-
Jimmy Hayes	2	-	-	-	-	-	-
Riley Nash	2	-	-	-	2	-	-
Frank Vatrano	2	-	-	-	-	-	-



## At Edmonton

Mar. 16: Bos 4 at Edm 7 (GW: Nugent-Hopkins)

Edmonton Oilers	GP	G	A	PTS	PIM	PP	SH
Patrick Maroon	2	5	-	5	12	1	-
Connor McDavid	2	-	5	5	-	-	-
Leon Draisaitl	2	1	3	4	2	-	-
Ryan Nugent-Hopkins	2	2	-	2	-	1	-
Darnell Nurse	1	-	2	2	-	-	-
Jordan Eberle	2	-	2	2	-	-	-
Anton Slepyshev	1	1	-	1	-	-	-
Milan Lucic	2	1	-	1	-	1	-
Benoit Pouliot	2	1	-	1	4	-	-
David Desharnais	1	-	1	1	-	-	-
Eric Gryba	1	-	1	1	2	-	-
Matt Benning	2	-	1	1	-	-	-
Drake Caggiula	2	-	1	1	-	-	-
Andrej Sekera	2	-	1	1	-	-	-
Anton Lander	1	-	-	-	-	-	-
Jesse Puljujarvi	1	-	-	-	-	-	-
Zack Kassian	2	-	-	-	5	-	-
Oscar Klefbom	2	-	-	-	2	-	-
Adam Larsson	2	-	-	-	-	-	-
Mark Letestu	2	-	-	-	2	-	-
Kris Russell	2	-	-	-	2	-	-



Boston Bruins	GP	MINS	W-L-O	GA	GAA	SV%	SO
Anton Khudobin	1	35	0-0-0	2	3.43	.895	-
Tuukka Rask	2	81	0-2-0	9	6.67	.786	-

By Period	1	2	3	OT/SO	TOTAL
Goals	3	3	1	-	7
Shots	22	30	20	-	72

<b>Power Play:</b>	42.9%	(3/7)
<b>Penalty Kill:</b>	57.1%	(4/7)

Edmonton Oilers	GP	MINS	W-L-O	GA	GAA	SV%	SO
Cam Talbot	2	120	2-0-0	7	3.50	.903	-

By Period	1	2	3	OT/SO	TOTAL
Goals	5	4	2	-	11
Shots	22	22	17	-	61

<b>Power Play:</b>	42.9%	(3/7)
<b>Penalty Kill:</b>	57.1%	(4/7)



# BOSTON vs. FLORIDA

## At Boston


Dec. 5: Fla 3 at Bos 4 (OT: Pastrnak)  
Apr. 1: Fla 2 at Bos 5 (GW: Krejci)

## At Florida

Nov. 1: Bos 2 at Fla 1 (GW: Moore)  
Dec. 22: Bos 3 at Fla 1 (GW: Bergeron)  
Jan. 7: Bos 4 at Fla 0 (GW: Marchand)


### Boston Bruins

	GP	G	A	PTS	PIM	PP	SH
Brad Marchand	5	4	2	6	4	2	1
David Pastrnak	4	2	3	5	2	-	-
Patrice Bergeron	5	3	1	4	-	1	-
David Krejci	5	1	3	4	2	-	-
David Backes	4	3	-	3	-	-	-
Torey Krug	5	-	3	3	2	-	-
Ryan Spooner	5	-	3	3	-	-	-
Zdeno Chara	5	-	2	2	6	-	-
Noel Acciari	2	1	-	1	2	-	-
Frank Vatrano	2	1	-	1	-	-	-
Tim Schaller	3	1	-	1	6	-	-
Dominic Moore	5	1	-	1	-	-	1
Riley Nash	5	1	-	1	2	-	-
Kevan Miller	4	-	1	1	2	-	-
Brandon Carlo	5	-	1	1	4	-	-
Danton Heinen	1	-	-	-	-	-	-
John-Michael Liles	1	-	-	-	-	-	-
Drew Stafford	1	-	-	-	-	-	-
Matt Beleskey	2	-	-	-	-	-	-
Anton Blidh	2	-	-	-	-	-	-
Austin Czarnik	4	-	-	-	-	-	-
Jimmy Hayes	5	-	-	-	13	-	-
Adam McQuaid	5	-	-	-	7	-	-
Colin Miller	5	-	-	-	-	-	-



### Florida Panthers

	GP	G	A	PTS	PIM	PP	SH
Jaromir Jagr	5	2	1	3	2	1	-
Aleksander Barkov	3	2	-	2	-	-	-
Michael Matheson	5	-	2	2	4	-	-
Mark Pysyk	5	-	2	2	-	-	-
Keith Yandle	5	-	2	2	-	-	-
Thomas Vanek	1	1	-	1	2	-	-
Denis Malgin	4	1	-	1	2	-	-
Jason Demers	5	1	-	1	4	-	-
Nick Bjugstad	3	-	1	1	-	-	-
Aaron Ekblad	4	-	1	1	2	-	-
Jonathan Marchessault	4	-	1	1	2	-	-
Colton Sceviour	5	-	1	1	2	-	-
Reilly Smith	5	-	1	1	-	-	-
Vincent Trocheck	5	-	1	1	2	-	-
Seth Griffith	1	-	-	-	2	-	-
Shane Harper	1	-	-	-	5	-	-
Jonathan Huberdeau	1	-	-	-	-	-	-
Jared McCann	2	-	-	-	-	-	-
Greg McKegg	2	-	-	-	-	-	-
Alex Petrovic	2	-	-	-	2	-	-
Kyle Rau	2	-	-	-	4	-	-
Michael Sgarbossa	2	-	-	-	2	-	-
Paul Thompson	2	-	-	-	2	-	-
Shawn Thornton	3	-	-	-	-	-	-
Jussi Jokinen	4	-	-	-	2	-	-
Jakub Kindl	4	-	-	-	4	-	-
Derek MacKenzie	5	-	-	-	7	-	-



### Boston Bruins

	GP	MINS	W-L-O	GA	GAA	SV%	SO
Tuukka Rask	5	301	5-0-0	7	1.40	.952	1

### By Period

	1	2	3	OT/SO	TOTAL
Goals	4	8	5	1/-	18
Shots	52	63	44	2	161

### Power Play:

15.8% (3/19)

### Penalty Kill:

95.0% (19/20)

### Florida Panthers

	GP	MINS	W-L-O	GA	GAA	SV%	SO
James Reimer	2	119	0-2-0	6	3.03	.913	-
Roberto Luongo	2	118	0-1-1	6	3.05	.903	-
Reto Berra	1	59	0-1-0	4	4.07	.857	-

### By Period

	1	2	3	OT/SO	TOTAL
Goals	0	3	4	0/-	7
Shots	47	41	57	0	145

### Power Play:

5.0% (1/20)

### Penalty Kill:

84.2% (16/19)

# BOSTON vs. LOS ANGELES

At Boston

Dec. 18: LA 0 at Bos 1 (GW: Hayes)

At Los Angeles

Feb. 23: Bos 4 at LA 1 (GW: Pastrnak)

Boston Bruins	GP	G	A	PTS	PIM	PP	SH	Los Angeles Kings	GP	G	A	PTS	PIM	PP	SH
Brad Marchand	2	1	1	2	4	-	-	Kevin Gravel	1	1	-	1	-	1	-
Dominic Moore	2	1	1	2	2	-	-	Alec Martinez	2	-	1	1	-	-	-
David Pastrnak	1	1	-	1	-	1	-	Adrian Kempe	1	-	1	1	-	-	-
Jimmy Hayes	2	1	-	1	-	-	-	Andy Andreoff	1	-	-	-	-	-	-
David Krejci	2	1	-	1	-	-	-	Dustin Brown	1	-	-	-	-	-	-
Patrice Bergeron	2	-	1	1	-	-	-	Marian Gaborik	1	-	-	-	-	-	-
Torey Krug	2	-	1	1	-	-	-	Tom Gilbert	1	-	-	-	-	-	-
Adam McQuaid	2	-	1	1	2	-	-	Matt Greene	1	-	-	-	-	-	-
Colin Miller	2	-	1	1	-	-	-	Brayden McNabb	1	-	-	-	2	-	-
Ryan Spooner	2	-	1	1	2	-	-	Jordan Nolan	1	-	-	-	-	-	-
Noel Acciari	1	-	-	-	-	-	-	Devin Setoguchi	1	-	-	-	-	-	-
Matt Beleskey	1	-	-	-	-	-	-	Jeff Carter	2	-	-	-	-	-	-
Anton Blidh	1	-	-	-	-	-	-	Kyle Clifford	2	-	-	-	7	-	-
Peter Cehlarik	1	-	-	-	-	-	-	Drew Doughty	2	-	-	-	2	-	-
Austin Czarnik	1	-	-	-	-	-	-	Nic Dowd	2	-	-	-	-	-	-
Riley Nash	1	-	-	-	-	-	-	Derek Forbert	2	-	-	-	-	-	-
Frank Vatrano	1	-	-	-	-	-	-	Dwight King	2	-	-	-	-	-	-
David Backes	2	-	-	-	-	-	-	Anze Kopitar	2	-	-	-	2	-	-
Brandon Carlo	2	-	-	-	-	-	-	Trevor Lewis	2	-	-	-	-	-	-
Zdeno Chara	2	-	-	-	4	-	-	Jake Muzzin	2	-	-	-	-	-	-
Kevan Miller	2	-	-	-	5	-	-	Tanner Pearson	2	-	-	-	-	-	-
Tim Schaller	2	-	-	-	2	-	-	Nick Shore	2	-	-	-	-	-	-
								Tyler Toffoli	2	-	-	-	4	-	-

Boston Bruins	GP	MINS	W-L-O	GA	GAA	SV%	SO	Los Angeles Kings	GP	MINS	W-L-O	GA	GAA	SV%	SO
Tuukka Rask	1	60	1-0-0	0	0.00	1.000	1	Peter Budaj	2	119	0-2-0	3	1.51	.943	-
Anton Khudobin	1	60	1-0-0	1	1.00	.964	-								
By Period		1	2	3	OT/SO	TOTAL		By Period		1	2	3	OT/SO	TOTAL	
Goals		2	1	2	-	5		Goals		1	0	0	-	1	
Shots		17	18	20	-	55		Shots		15	20	11	-	46	
Power Play:	20.0%	(1/5)						Power Play:	14.3%	(1/7)					
Penalty Kill:	85.7%	(6/7)						Penalty Kill:	80.0%	(4/5)					



# BOSTON vs. MINNESOTA

## At Boston

Oct. 25: Min 5 at Bos 0 (GW: Coyle)

Boston Bruins	GP	G	A	PTS	PIM	PP	SH
Noel Acciari	1	-	-	-	-	-	-
David Backes	1	-	-	-	2	-	-
Austin Czarnik	1	-	-	-	-	-	-
Danton Heinen	1	-	-	-	-	-	-
Sean Kuraly	1	-	-	-	2	-	-
Colin Miller	1	-	-	-	-	-	-
Joe Morrow	1	-	-	-	-	-	-
David Pastrnak	1	-	-	-	-	-	-
Matt Beleskey	2	-	-	-	-	-	-
Patrice Bergeron	2	-	-	-	-	-	-
Brendan Carlo	2	-	-	-	2	-	-
Zdeno Chara	2	-	-	-	-	-	-
Jimmy Hayes	2	-	-	-	2	-	-
David Krejci	2	-	-	-	2	-	-
Torey Krug	2	-	-	-	2	-	-
John-Michael Liles	2	-	-	-	2	-	-
Brad Marchand	2	-	-	-	-	-	-
Adam McQuaid	2	-	-	-	2	-	-
Dominic Moore	2	-	-	-	2	-	-
Riley Nash	2	-	-	-	-	-	-
Tim Schaller	2	-	-	-	5	-	-
Ryan Spooner	2	-	-	-	-	-	-

## At Minnesota

Nov. 17: Bos 0 at Min 1 (GW: Granlund)

Minnesota Wild	GP	G	A	PTS	PIM	PP	SH
Jason Zucker	2	1	2	3	2	-	-
Joel Eriksson-Ek	1	-	3	3	-	-	-
Mikael Granlund	2	1	1	2	-	-	-
Ryan Suter	2	1	1	2	2	1	-
Charlie Coyle	2	1	-	1	-	-	-
Jason Pominville	2	1	-	1	-	-	-
Chris Stewart	2	1	-	1	-	-	-
Jonas Brodin	2	-	1	1	-	-	-
Matt Dumba	2	-	1	1	-	-	-
Christian Folin	2	-	1	1	2	-	-
Nino Niederreiter	2	-	1	1	-	-	-
Eric Staal	2	-	1	1	-	-	-
Zac Dalpe	1	-	-	-	9	-	-
Tyler Graovac	1	-	-	-	-	-	-
Erik Haula	1	-	-	-	2	-	-
Zack Mitchell	1	-	-	-	-	-	-
Nate Prosser	1	-	-	-	-	-	-
Teemu Pulkkinen	1	-	-	-	-	-	-
Mike Reilly	1	-	-	-	-	-	-
Marco Scandella	1	-	-	-	-	-	-
Jared Spurgeon	1	-	-	-	2	-	-
Mikko Koivu	2	-	-	-	-	-	-
Zach Parise	2	-	-	-	-	-	-

Boston Bruins	GP	MINS	W-L-O	GA	GAA	SV%	SO
Tuukka Rask	1	59	0-1-0	1	1.02	.966	-
Zane McIntyre	1	29	0-0-0	2	4.14	.882	-
Malcolm Subban	1	31	0-1-0	3	5.81	.812	-

By Period	1	2	3	OT/SO	TOTAL
Goals	0	0	0	-	0
Shots	14	21	17	-	52

**Power Play:** 0.0% (0/5)  
**Penalty Kill:** 85.7% (6/7)

Minnesota Wild	GP	MINS	W-L-O	GA	GAA	SV%	SO
Devan Dubnyk	2	120	2-0-0	0	0.00	1.000	2

By Period	1	2	3	OT/SO	TOTAL
Goals	0	4	2	-	6
Shots	17	26	19	-	62

**Power Play:** 14.3% (1/7)  
**Penalty Kill:** 100.0% (5/5)

# BOSTON vs. MONTREAL

## At Boston


Oct. 22: Mtl 4 at Bos 2 (GW: Byron)  
 Feb. 12: Mtl 0 at Bos 4 (GW: McQuaid)

## At Montreal

Nov. 8: Bos 2 at Mtl 3 (GW: Byron)  
 Dec. 12: Bos 2 at Mtl 1 (OT: Spooner)

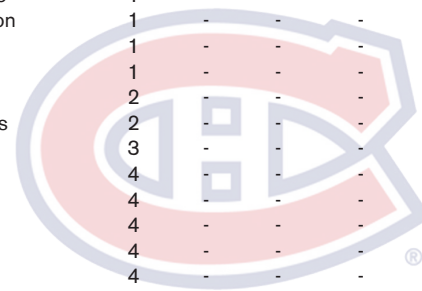
### Boston Bruins

	GP	G	A	PTS	PIM	PP	SH
Ryan Spooner	4	2	2	4	-	1	-
David Krejci	4	1	2	3	2	1	-
Austin Czarnik	2	1	1	2	-	-	-
Adam McQuaid	3	1	1	2	2	-	-
David Pastrnak	4	1	1	2	-	1	-
Peter Cehlarik	1	-	2	2	-	-	-
David Backes	4	-	2	2	4	-	-
Torey Krug	4	-	2	2	12	-	-
Brad Marchand	2	-	2	2	6	-	-
Frank Vatrano	1	1	-	1	-	-	-
Colin Miller	3	1	-	1	-	-	-
Zdeno Chara	4	1	-	1	2	-	1
Dominic Moore	4	1	-	1	4	-	-
Noel Acciari	2	-	1	1	-	-	-
John-Michael Liles	2	-	1	1	-	-	-
Tim Schaller	3	-	1	1	-	-	-
Kevan Miller	2	-	-	-	9	-	-
Joe Morrow	2	-	-	-	6	-	-
Matt Beleskey	3	-	-	-	2	-	-
Patrice Bergeron	4	-	-	-	2	-	-
Brandon Carlo	4	-	-	-	2	-	-
Jimmy Hayes	4	-	-	-	-	-	-
Riley Nash	4	-	-	-	2	-	-



### Montreal Canadiens

	GP	G	A	PTS	PIM	PP	SH
Paul Byron	4	3	1	4	-	-	1
Alex Galchenyuk	3	1	2	3	4	-	-
Andrei Markov	4	-	3	3	4	-	-
Alexander Radulov	4	-	3	3	6	-	-
Torrey Mitchell	4	1	1	2	2	-	-
Shea Weber	4	1	1	2	4	1	-
Phillip Danault	4	1	-	1	-	-	-
Brendan Gallagher	4	1	-	1	-	-	-
Greg Pateryn	2	-	1	1	-	-	-
Max Pacioretty	4	-	1	1	-	-	-
Tomas Plekanec	4	-	1	1	-	-	-
Sven Andrighetto	1	-	-	-	-	-	-
Michael McCarron	1	-	-	-	7	-	-
Nikita Nesterov	1	-	-	-	-	-	-
Zach Redmond	1	-	-	-	-	-	-
Daniel Carr	2	-	-	-	-	-	-
David Desharnais	2	-	-	-	-	-	-
Artturi Lehkonen	3	-	-	-	-	-	-
Nathan Beaulieu	4	-	-	-	4	-	-
Alexei Emelin	4	-	-	-	6	-	-
Brian Flynn	4	-	-	-	-	-	-
Jeff Petry	4	-	-	-	2	-	-
Andrew Shaw	4	-	-	-	5	-	-



### Boston Bruins

	GP	MINS	W-L-O	GA	GAA	SV%	SO
Tuukka Rask	2	123	2-0-0	1	0.49	.982	1
Zane McIntyre	1	59	0-1-0	3	3.05	.870	-
Anton Khudobin	1	57	0-1-0	4	4.26	.862	-

### By Period

	1	2	3	OT/SO	TOTAL
Goals	1	4	4	1/-	10
Shots	36	52	39	2	129

### Power Play:

18.8% (3/16)

### Penalty Kill:

94.4% (17/18)

### Montreal Canadiens

	GP	MINS	W-L-O	GA	GAA	SV%	SO
Carey Price	4	243	2-1-1	10	2.47	.922	-

### By Period

	1	2	3	OT/SO	TOTAL
Goals	0	4	4	0/-	8
Shots	37	35	35	1	108

### Power Play:

5.6% (1/18)

### Penalty Kill:

81.2% (13/16)

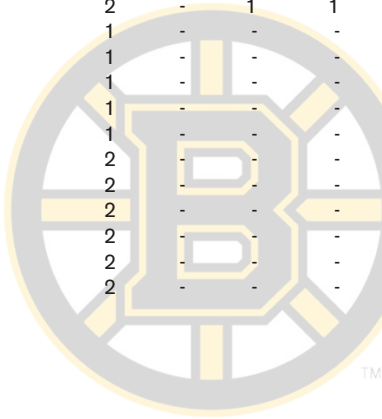


# BOSTON vs. NASHVILLE

## At Boston

Mar. 28: Nsh 1 at Bos 4 (GW: Krejci)

Boston Bruins	GP	G	A	PTS	PIM	PP	SH
Torey Krug	2	1	1	2	2	1	-
Noel Acciari	1	1	-	1	10	-	-
David Backes	2	1	-	1	-	-	-
Patrice Bergeron	2	1	-	1	-	-	-
David Krejci	2	1	-	1	-	-	-
Zdeno Chara	2	-	1	1	-	-	-
Brad Marchand	2	-	1	1	-	-	-
Dominic Moore	2	-	1	1	-	-	-
Riley Nash	2	-	1	1	-	-	-
David Pastnak	2	-	1	1	-	-	-
Anton Blidh	1	-	-	-	5	-	-
Austin Czarnik	1	-	-	-	-	-	-
Jimmy Hayes	1	-	-	-	-	-	-
Tim Schaller	1	-	-	-	-	-	-
Drew Stafford	1	-	-	-	2	-	-
Brandon Carlo	2	-	-	-	2	-	-
John-Michael Liles	2	-	-	-	-	-	-
Adam McQuaid	2	-	-	-	5	-	-
Kevan Miller	2	-	-	-	5	-	-
Ryan Spooner	2	-	-	-	-	-	-
Frank Vatrano	2	-	-	-	-	-	-



## At Nashville

Jan. 12: Bos 1 at Nsh 2 (GW: Forsberg)

Nashville Predators	GP	G	A	PTS	PIM	PP	SH
Ryan Ellis	2	-	2	2	-	-	-
Filip Forsberg	2	1	-	1	-	-	-
Craig Smith	2	1	-	1	-	-	-
Austin Watson	2	1	-	1	-	-	-
Mattias Ekholm	2	-	1	1	-	-	-
Roman Josi	2	-	1	1	-	-	-
Pontus Aberg	1	-	-	-	-	-	-
Vernon Fiddler	1	-	-	-	14	-	-
Mike Fisher	1	-	-	-	-	-	-
Derek Grant	1	-	-	-	5	-	-
Cody McLeod	1	-	-	-	25	-	-
James Neal	1	-	-	-	-	-	-
P. K. Subban	1	-	-	-	-	-	-
Yannick Weber	1	-	-	-	-	-	-
Colin Wilson	1	-	-	-	-	-	-
Harry Zolnierczyk	1	-	-	-	-	-	-
Viktor Arvidsson	2	-	-	-	2	-	-
Anthony Bitetto	2	-	-	-	2	-	-
Kevin Fiala	2	-	-	-	-	-	-
Matt Irwin	2	-	-	-	-	-	-
Calle Jarnkrok	2	-	-	-	-	-	-
Ryan Johansen	2	-	-	-	6	-	-
Colton Sissons	2	-	-	-	2	-	-



Boston Bruins	GP	MINS	W-L-O	GA	GAA	SV%	SO
Tuukka Rask	2	73	1-0-0	1	0.82	.964	-
Zane McIntyre	1	46	0-1-0	2	2.61	.875	-

By Period	1	2	3	OT/SO	TOTAL
Goals	2	1	2	-	5
Shots	23	18	26	-	67

<b>Power Play:</b>	16.7%	(1/6)
<b>Penalty Kill:</b>	100.0%	(4/4)

Nashville Predators	GP	MINS	W-L-O	GA	GAA	SV%	SO
Juuse Saros	1	60	1-0-0	1	1.00	.972	-
Pekka Rinne	1	59	0-1-0	3	3.05	.900	-

By Period	1	2	3	OT/SO	TOTAL
Goals	0	2	1	-	3
Shots	12	18	14	-	44

<b>Power Play:</b>	0.0%	(0/4)
<b>Penalty Kill:</b>	83.3%	(5/6)

# BOSTON vs. NEW JERSEY

## At Boston

Oct. 20: NJ 1 at Bos 2 (GW: Bergeron)  
Mar. 4: NJ 2 at Bos 3 (GW: Spooner)

## At New Jersey

Jan. 2: Bos 0 at NJ 3 (GW: Parenteau)

### Boston Bruins

	GP	G	A	PTS	PIM	PP	SH
Patrice Bergeron	3	1	2	3	2	-	-
Brad Marchand	3	1	1	2	6	-	-
David Pastrnak	3	-	2	2	-	-	-
Ryan Spooner	2	1	-	1	-	-	-
Brandon Carlo	3	1	-	1	-	-	-
Torey Krug	3	1	-	1	-	1	-
John-Michael Liles	1	-	1	1	-	-	-
Drew Stafford	1	-	1	1	-	-	-
David Backes	2	-	1	1	2	-	-
Frank Vatrano	2	-	1	1	2	-	-
Colin Miller	3	-	1	1	7	-	-
Matt Beleskey	1	-	-	-	-	-	-
Anton Blidh	1	-	-	-	-	-	-
Peter Cehlarik	1	-	-	-	-	-	-
Austin Czarnik	1	-	-	-	-	-	-
Jimmy Hayes	1	-	-	-	-	-	-
Danton Heinen	1	-	-	-	-	-	-
Joe Morrow	1	-	-	-	-	-	-
Noel Acciari	2	-	-	-	-	-	-
Adam McQuaid	2	-	-	-	4	-	-
Kevan Miller	2	-	-	-	2	-	-
Zdeno Chara	3	-	-	-	2	-	-
David Krejci	3	-	-	-	-	-	-
Dominic Moore	3	-	-	-	-	-	-
Riley Nash	3	-	-	-	-	-	-
Tim Schaller	3	-	-	-	-	-	-

### New Jersey Devils

	GP	G	A	PTS	PIM	PP	SH
Kyle Palmieri	3	2	1	3	-	1	-
Taylor Hall	3	1	2	3	6	-	-
Sergey Kalinin	1	1	1	2	2	-	-
Steven Santini	2	-	2	2	-	-	-
P. A. Parenteau	2	1	-	1	-	-	-
Devante Smith-Pelly	3	1	-	1	-	-	-
Jacob Josefson	1	-	1	1	-	-	-
Jon Merrill	2	-	1	1	-	-	-
Miles Wood	2	-	1	1	5	-	-
Yohann Auvin	1	-	-	-	-	-	-
Joseph Blandisi	1	-	-	-	-	-	-
Reid Boucher	1	-	-	-	-	-	-
Blake Coleman	1	-	-	-	-	-	-
Vernon Fowler	1	-	-	-	2	-	-
Luke Gazdic	1	-	-	-	-	-	-
Stefan Noesen	1	-	-	-	-	-	-
Dalton Prout	1	-	-	-	-	-	-
Kevin Rooney	1	-	-	-	-	-	-
Michael Cammalleri	2	-	-	-	-	-	-
Andy Greene	2	-	-	-	-	-	-
Nick Lappin	2	-	-	-	-	-	-
John Moore	2	-	-	-	4	-	-
Kyle Quincey	2	-	-	-	2	-	-
Pavel Zacha	2	-	-	-	-	-	-
Travis Zajac	2	-	-	-	2	-	-
Damon Severson	3	-	1	1	2	-	-
Beau Bennett	3	-	-	-	2	-	-
Adam Henrique	3	-	-	-	-	-	-
Ben Lovejoy	3	-	-	-	-	-	-

### Boston Bruins

	GP	MINS	W-L-O	GA	GAA	SV%	SO
Tuukka Rask	2	120	1-1-0	3	1.50	.944	-
Anton Khudobin	1	59	1-0-0	2	2.03	.882	-

### New Jersey Devils

	GP	MINS	W-L-O	GA	GAA	SV%	SO
Cory Schneider	3	177	1-2-0	5	1.69	.949	1

### By Period

	1	2	3	OT/SO	TOTAL
Goals	0	2	3	-	5
Shots	39	25	34	-	98

### Power Play:

9.1% (1/11)

### Penalty Kill:

90.0% (9/10)

### By Period

	1	2	3	OT/SO	TOTAL
Goals	1	1	4	-	6
Shots	24	29	19	-	72

### Power Play:

10.0% (1/10)

### Penalty Kill:

90.9% (10/11)



BOSTON vs. NEW YORK ISLANDERS

At Boston  
Dec. 20: NYI 4 at Bos 2 (GW: Kulemin)  
Jan. 16: NYI 4 at Bos 0 (GW: Kulemin)

At New York  
Mar. 25: Bos 2 at NYI 1 (GW: Nash)

Boston Bruins	GP	G	A	PTS	PIM	PP	SH
Riley Nash	3	2	-	2	-	-	-
Dominic Moore	3	1	1	2	-	-	-
Anton Blidh	2	1	-	1	2	-	-
Jimmy Hayes	2	-	1	1	-	-	-
Brandon Carlo	3	-	1	1	-	-	-
Zdeno Chara	3	-	1	1	2	-	-
John-Michael Liles	1	-	-	-	-	-	-
Joe Morrow	1	-	-	-	-	-	-
Drew Stafford	1	-	-	-	-	-	-
Noel Acciari	2	-	-	-	-	-	-
Austin Czarnik	2	-	-	-	-	-	-
Colin Miller	2	-	-	-	6	-	-
Kevan Miller	2	-	-	-	2	-	-
David Pastrnak	2	-	-	-	4	-	-
Tim Schaller	2	-	-	-	-	-	-
Frank Vatrano	2	-	-	-	-	-	-
David Backes	3	-	-	-	6	-	-
Patrice Bergeron	3	-	-	-	-	-	-
David Krejci	3	-	-	-	-	-	-
Torey Krug	3	-	-	-	2	-	-
Brad Marchand	3	-	-	-	2	-	-
Adam McQuaid	3	-	-	-	2	-	-
Ryan Spooner	3	-	-	-	-	-	-

New York Islanders	GP	G	A	PTS	PIM	PP	SH
Anders Lee	3	2	2	4	-	1	-
Josh Bailey	3	1	3	4	-	-	-
Nikolai Kulemin	2	3	-	3	-	-	-
Jason Chimera	3	1	1	2	-	-	1
Casey Cizikas	2	-	2	2	-	-	-
John Tavares	3	1	-	1	-	-	-
Thomas Hickey	2	1	-	1	-	-	-
Johnny Boychuk	2	-	1	1	2	-	-
Adam Peloch	2	-	1	1	-	-	-
Nick Leddy	3	-	1	1	2	-	-
Brock Nelson	3	-	1	1	4	-	-
Joshua Ho-Sang	1	-	-	-	2	-	-
Scott Mayfield	1	-	-	-	-	-	-
Cal Clutterbuck	2	-	-	-	-	-	-
Stephen Gionta	2	-	-	-	-	-	-
Travis Hamonic	2	-	-	-	-	-	-
Andrew Ladd	2	-	-	-	4	-	-
Alan Quine	2	-	-	-	-	-	-
Ryan Strome	2	-	-	-	4	-	-
Anthony Beauvillier	3	-	-	-	2	-	-
Calvin de Haan	3	-	-	-	-	-	-
Shane Prince	3	-	-	-	-	-	-
Dennis Seidenberg	3	-	-	-	-	-	-

Boston Bruins	GP	MINS	W-L-O	GA	GAA	SV%	SO
Anton Khudobin	2	92	1-0-0	2	1.30	.943	-
Zane McIntyre	1	20	0-0-0	1	3.00	.917	-
Tuukka Rask	2	66	0-2-0	6	5.45	.786	-

By Period	1	2	3	OT/SO	TOTAL
Goals	1	0	3	-	4
Shots	24	37	39	-	100

Power Play: 0.0% (0/8)  
Penalty Kill: 92.3% (12/13)

New York Islanders	GP	MINS	W-L-O	GA	GAA	SV%	SO
Thomas Greiss	3	178	2-1-0	4	1.35	.960	1

By Period	1	2	3	OT/SO	TOTAL
Goals	3	4	2	-	9
Shots	20	28	27	-	75

Power Play: 7.7% (1/13)  
Penalty Kill: 100.0% (8/8)

BOSTON vs. NEW YORK RANGERS

At Boston  
Nov. 5: NYR 5 at Bos 2 (GW: Hayes)  
Mar. 2: NYR 2 at Bos 1 (GW: Lindberg)

At New York  
Oct. 26: Bos 2 at NYR 5 (GW: Pirri)

Boston Bruins	GP	G	A	PTS	PIM	PP	SH
David Pastrnak	3	2	1	3	2	-	-
Brad Marchand	3	1	2	3	6	-	-
Austin Czarnik	2	1	-	1	2	-	-
Patrice Bergeron	3	1	-	1	-	-	-
Brandon Carlo	3	-	1	1	-	-	-
Zdeno Chara	3	-	1	1	-	-	-
David Krejci	3	-	1	1	-	-	-
Colin Miller	3	-	1	1	4	-	-
Riley Nash	3	-	1	1	2	-	-
Peter Cehlarik	1	-	-	-	-	-	-
Kevan Miller	1	-	-	-	-	-	-
Frank Vatrano	1	-	-	-	2	-	-
Noel Acciari	2	-	-	-	-	-	-
David Backes	2	-	-	-	-	-	-
Jimmy Hayes	2	-	-	-	-	-	-
John-Michael Liles	2	-	-	-	-	-	-
Tim Schaller	2	-	-	-	2	-	-
Matt Beleskey	3	-	-	-	2	-	-
Torey Krug	3	-	-	-	-	-	-
Adam McQuaid	3	-	-	-	-	-	-
Dominic Moore	3	-	-	-	2	-	-
Ryan Spooner	3	-	-	-	2	-	-

New York Rangers	GP	G	A	PTS	PIM	PP	SH
Derek Stepan	3	1	4	5	2	-	1
Rick Nash	3	1	2	3	-	1	-
Jimmy Vesey	3	1	2	3	-	-	-
Pavel Buchnevich	2	2	-	2	-	1	-
Kevin Hayes	3	2	-	2	-	-	1
Brandon Pirri	3	2	-	2	-	1	-
Michael Grabner	2	1	1	2	-	-	-
Nick Holden	3	1	1	2	-	-	-
J. T. Miller	3	-	2	2	-	-	-
Brady Skjei	3	-	2	2	-	-	-
Marc Staal	3	-	2	2	4	-	-
Oscar Lindberg	2	1	-	1	2	-	-
Matt Puempel	1	-	1	1	-	-	-
Jesper Fast	2	-	1	1	2	-	-
Dan Girardi	2	-	1	1	-	-	-
Kevin Klein	2	-	1	1	-	-	-
Ryan McDonagh	3	-	1	1	-	-	-
Mika Zibanejad	3	-	1	1	-	-	-
Adam Clendening	1	-	-	-	-	-	-
Josh Jooris	1	-	-	-	-	-	-
Brendan Smith	1	-	-	-	2	-	-
Chris Kreider	2	-	-	-	-	-	-
Mats Zuccarello	3	-	-	-	2	-	-

Boston Bruins	GP	MINS	W-L-O	GA	GAA	SV%	SO
Tuukka Rask	2	119	0-2-0	7	3.53	.844	-
Zane McIntyre	1	60	0-1-0	5	5.00	.839	-

New York Rangers	GP	MINS	W-L-O	GA	GAA	SV%	SO
Henrik Lundqvist	2	120	2-0-0	3	1.50	.952	-
Antti Raanta	1	60	1-0-0	2	2.00	.946	-

By Period	1	2	3	OT/SO	TOTAL
Goals	3	0	2	-	5
Shots	28	36	35	-	99

By Period	1	2	3	OT/SO	TOTAL
Goals	2	4	6	-	12
Shots	23	30	23	-	76

Power Play: 0.0% (0/6)  
Penalty Kill: 76.9% (10/13)

Power Play: 23.1% (3/13)  
Penalty Kill: 100.0% (6/6)



# BOSTON vs. OTTAWA

## At Boston

Mar. 21: Ott 3 at Bos 2 (GW: Turris)  
Apr. 6: Ott 2 at Bos 1 (SO: Turris)

## At Ottawa

Nov. 24: Bos 1 at Ott 3 (GW: Wideman)  
Mar. 6: Bos 2 at Ott 4 (GW: Hoffman)

Boston Bruins	GP	G	A	PTS	PIM	PP	SH
Torey Krug	4	1	3	4	-	1	-
Brad Marchand	3	1	1	2	6	1	-
David Pastrnak	4	1	1	2	2	1	-
Drew Stafford	3	1	-	1	4	1	-
Patrice Bergeron	4	1	-	1	-	-	-
David Krejci	4	1	-	1	2	1	-
Matt Beleskey	3	-	1	1	-	-	-
Zdeno Chara	3	-	1	1	4	-	-
Ryan Spooner	4	-	1	1	2	-	-
Peter Cehlarik	1	-	-	-	-	-	-
Austin Czarnik	1	-	-	-	-	-	-
Jimmy Hayes	1	-	-	-	-	-	-
Sean Kuraly	1	-	-	-	-	-	-
Joe Morrow	1	-	-	-	-	-	-
Noel Acciari	2	-	-	-	-	-	-
John-Michael Liles	2	-	-	-	-	-	-
Colin Miller	2	-	-	-	-	-	-
Tim Schaller	2	-	-	-	-	-	-
Frank Vatrano	3	-	-	-	2	-	-
David Backes	4	-	-	-	2	-	-
Brandon Carlo	4	-	-	-	2	-	-
Adam McQuaid	4	-	-	-	2	-	-
Kevan Miller	4	-	-	-	-	-	-
Dominic Moore	4	-	-	-	4	-	-
Riley Nash	4	-	-	-	-	-	-

Ottawa Senators	GP	G	A	PTS	PIM	PP	SH
Mike Hoffman	4	1	3	4	-	1	-
Dion Phaneuf	4	-	4	4	2	-	-
Kyle Turris	4	3	-	3	-	1	-
Alexandre Burrows	3	2	1	3	-	-	-
Erik Karlsson	3	-	3	3	-	-	-
Mark Stone	3	1	1	2	-	-	-
Chris Wideman	4	1	1	2	2	-	-
Derick Brassard	4	1	-	1	-	-	-
Jean-Gabriel Pageau	4	1	-	1	2	-	-
Tom Pyatt	4	1	-	1	2	-	-
Bobby Ryan	2	-	1	1	-	-	-
Mark Methot	3	-	1	1	-	-	-
Cody Ceci	4	-	1	1	2	-	-
Fredrik Claesson	1	-	-	-	-	-	-
Ben Harpur	1	-	-	-	-	-	-
Curtis Lazar	1	-	-	-	-	-	-
Clarke MacArthur	1	-	-	-	-	-	-
Chris Neil	1	-	-	-	2	-	-
Zack Smith	3	-	-	-	-	-	-
Viktor Stalberg	3	-	-	-	4	-	-
Tommy Wingels	3	-	-	-	2	-	-
Mark Borowiecki	4	-	-	-	4	-	-
Ryan Dzingel	4	-	-	-	2	-	-
Chris Kelly	4	-	-	-	-	-	-

Boston Bruins	GP	MINS	W-L-O	GA	GAA	SV%	SO
Tuukka Rask	4	241	0-3-1	10	2.49	.902	-

Ottawa Senators	GP	MINS	W-L-O	GA	GAA	SV%	SO
Craig Anderson	4	245	4-0-0	6	1.47	.946	-

By Period	1	2	3	OT/SO	TOTAL
Goals	4	0	2	0/0	6
Shots	42	37	29	4	112

**Power Play:** 62.5% (5/8)  
**Penalty Kill:** 81.8% (9/11)

By Period	1	2	3	OT/SO	TOTAL
Goals	3	3	5	0/1	12
Shots	32	35	34	2	103

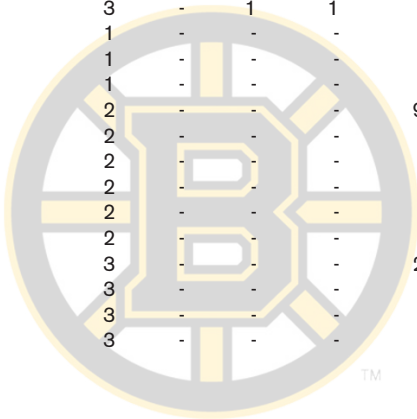
**Power Play:** 18.2% (2/11)  
**Penalty Kill:** 37.5% (3/8)

# BOSTON vs. PHILADELPHIA

## At Boston

Jan. 14: Phi 3 at Bos 6 (GW: Bergeron)  
Mar. 11: Phi 1 at Bos 2 (GW: Stafford)

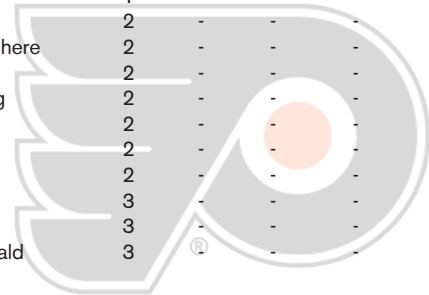
Boston Bruins	GP	G	A	PTS	PIM	PP	SH
Brad Marchand	3	3	3	6	6	-	1
Torey Krug	3	1	3	4	-	-	-
David Pastrnak	3	1	2	3	8	1	-
David Krejci	3	2	-	2	-	1	-
Patrice Bergeron	3	1	1	2	-	1	-
Drew Stafford	1	1	-	1	-	-	-
Zdeno Chara	2	1	-	1	2	-	-
Brandon Carlo	3	-	1	1	4	-	-
Austin Czarnik	3	-	1	1	2	-	-
Kevan Miller	3	-	1	1	-	-	-
Anton Blidh	1	-	-	-	-	-	-
John-Michael Liles	1	-	-	-	-	-	-
Joe Morrow	1	-	-	-	-	-	-
Matt Beleskey	2	-	-	-	9	-	-
Jimmy Hayes	2	-	-	-	-	-	-
Colin Miller	2	-	-	-	-	-	-
Tim Schaller	2	-	-	-	-	-	-
Ryan Spooner	2	-	-	-	-	-	-
Frank Vatrano	2	-	-	-	-	-	-
David Backes	3	-	-	-	2	-	-
Adam McQuaid	3	-	-	-	-	-	-
Dominic Moore	3	-	-	-	-	-	-
Riley Nash	3	-	-	-	-	-	-



## At Philadelphia

Nov. 29: Bos 2 at Phi 3 (SO: Gostisbehere)

Philadelphia Flyers	GP	G	A	PTS	PIM	PP	SH
Claude Giroux	3	1	3	4	2	1	-
Wayne Simmonds	3	1	2	3	2	1	-
Brayden Schenn	3	1	1	2	-	1	-
Jakub Voracek	3	-	2	2	5	-	-
Jordan Weal	1	1	-	1	2	-	-
Pierre-Edouard Bellemare	3	1	-	1	-	-	-
Michael Del Zotto	3	1	-	1	2	-	-
Mark Streit	2	-	1	1	-	-	-
Travis Konecny	3	-	1	1	4	-	-
Ivan Provorov	3	-	1	1	-	-	-
Chris VandeVelde	3	-	1	1	2	-	-
Valtteri Filppula	1	-	-	-	-	-	-
Sean Couturier	2	-	-	-	2	-	-
Shayne Gostisbehere	2	-	-	-	-	-	-
Roman Lyubimov	2	-	-	-	-	-	-
Brandon Manning	2	-	-	-	7	-	-
Michael Raffl	2	-	-	-	2	-	-
Matt Read	2	-	-	-	-	-	-
Dale Weise	2	-	-	-	-	-	-
Nick Cousins	3	-	-	-	4	-	-
Radko Gudas	3	-	-	-	4	-	-
Andrew MacDonald	3	-	-	-	-	-	-



Boston Bruins	GP	MINS	W-L-O	GA	GAA	SV%	SO
Tuukka Rask	3	185	2-0-1	6	1.95	.917	-

By Period	1	2	3	OT/SO	TOTAL
Goals	2	4	4	0/0	10
Shots	40	31	36	6	113

**Power Play:** 23.1% (3/13)  
**Penalty Kill:** 72.7% (8/11)

Philadelphia Flyers	GP	MINS	W-L-O	GA	GAA	SV%	SO
Steve Mason	2	125	1-1-0	4	1.92	.946	-
Michal Neuvirth	1	59	0-1-0	5	5.08	.868	-

By Period	1	2	3	OT/SO	TOTAL
Goals	3	3	0	0/1	7
Shots	33	24	14	1	72

**Power Play:** 27.3% (3/11)  
**Penalty Kill:** 76.9% (10/13)




# BOSTON vs. PITTSBURGH

## At Boston

Jan. 26: Pit 3 at Bos 4 (GW: Bergeron)


Boston Bruins	GP	G	A	PTS	PIM	PP	SH
David Pastrnak	3	1	4	5	2	-	-
Brad Marchand	3	3	-	3	4	-	1
Patrice Bergeron	3	1	2	3	2	1	-
David Krejci	3	2	-	2	-	-	-
Riley Nash	3	1	-	1	-	-	-
Matt Beleskey	2	-	1	1	9	-	-
Kevan Miller	2	-	1	1	-	-	-
David Backes	3	-	1	1	6	-	-
Brandon Carlo	3	-	1	1	2	-	-
Torey Krug	3	-	1	1	-	-	-
Dominic Moore	3	-	1	1	-	-	-
Tim Schaller	3	-	1	1	-	-	-
Ryan Spooner	3	-	1	1	-	-	-
Noel Acciari	1	-	-	-	-	-	-
Matt Grzelcyk	1	-	-	-	2	-	-
John-Michael Liles	1	-	-	-	-	-	-
Colin Miller	1	-	-	-	5	-	-
Joe Morrow	1	-	-	-	2	-	-
Austin Czarnik	2	-	-	-	-	-	-
Jimmy Hayes	2	-	-	-	2	-	-
Frank Vatrano	2	-	-	-	-	-	-
Zdeno Chara	3	-	-	-	-	-	-
Adam McQuaid	3	-	-	-	2	-	-



## At Pittsburgh

Dec. 14: Bos 3 at Pit 4 (OT: Rust)  
Jan. 22: Bos 1 at Pit 5 (GW: Sheary)

Pittsburgh Penguins	GP	G	A	PTS	PIM	PP	SH
Justin Schultz	3	2	4	6	-	-	-
Conor Sheary	3	3	2	5	-	1	-
Sidney Crosby	3	1	4	5	-	1	-
Bryan Rust	3	2	2	4	-	-	-
Evgeni Malkin	2	-	3	3	4	-	-
Patric Hornqvist	3	2	-	2	2	-	-
Phil Kessel	3	1	1	2	4	1	-
Nick Bonino	3	1	-	1	-	1	-
Brian Dumoulin	2	-	1	1	-	-	-
Chad Ruhwedel	2	-	1	1	-	-	-
Trevor Daley	3	-	1	1	4	-	-
Chris Kunitz	3	-	1	1	2	-	-
Matt Cullen	1	-	-	-	-	-	-
Cameron Gaunce	1	-	-	-	4	-	-
Kris Letang	1	-	-	-	2	-	-
Eric Fehr	2	-	-	-	4	-	-
Jake Guentzel	2	-	-	-	2	-	-
Tom Kuhnhackl	2	-	-	-	2	-	-
Ian Cole	3	-	-	-	-	-	-
Carl Hagelin	3	-	-	-	2	-	-
Olli Maatta	3	-	-	-	-	-	-
Scott Wilson	3	-	-	-	22	-	-



Boston Bruins	GP	MINS	W-L-O	GA	GAA	SV%	SO
Tuukka Rask	3	153	1-1-1	9	3.53	.889	-
Zane McIntyre	1	28	0-0-0	3	6.43	.786	-

By Period	1	2	3	OT/SO	TOTAL
Goals	1	5	2	0/-	8
Shots	41	54	29	2	126

<b>Power Play:</b>	7.7%	(1/13)
<b>Penalty Kill:</b>	60.0%	(6/10)

Pittsburgh Penguins	GP	MINS	W-L-O	GA	GAA	SV%	SO
Matt Murray	3	180	2-1-0	8	2.67	.937	-

By Period	1	2	3	OT/SO	TOTAL
Goals	3	3	5	1/-	12
Shots	36	28	31	1	96

<b>Power Play:</b>	40.0%	(4/10)
<b>Penalty Kill:</b>	92.3%	(12/13)

BOSTON vs. ST. LOUIS

At Boston  
Nov. 22: StL 4 at Bos 2 (GW: Stastny)

At St. Louis  
Jan. 10: Bos 5 at StL 3 (GW: Krug)

Boston Bruins	GP	G	A	PTS	PIM	PP	SH
Brad Marchand	2	2	1	3	-	-	-
Torey Krug	2	1	2	3	-	1	-
David Pastrnak	1	-	3	3	-	-	-
Frank Vatrano	1	1	1	2	-	1	-
Patrice Bergeron	2	-	2	2	-	-	-
David Krejci	2	-	2	2	2	-	-
David Backes	2	1	-	1	19	1	-
Brandon Carlo	2	1	-	1	4	-	-
Dominic Moore	2	1	-	1	-	-	1
Riley Nash	2	-	1	1	-	-	-
Ryan Spooner	2	-	1	1	2	-	-
Matt Beleskey	1	-	-	-	-	-	-
Anton Blidh	1	-	-	-	-	-	-
Jimmy Hayes	1	-	-	-	-	-	-
Sean Kuraly	1	-	-	-	-	-	-
John-Michael Liles	1	-	-	-	-	-	-
Colin Miller	1	-	-	-	2	-	-
Kevan Miller	1	-	-	-	2	-	-
Joe Morrow	1	-	-	-	-	-	-
Zdeno Chara	2	-	-	-	-	-	-
Austin Czarnik	2	-	-	-	-	-	-
Adam McQuaid	2	-	-	-	-	-	-
Tim Schaller	2	-	-	-	-	-	-

St. Louis Blues	GP	G	A	PTS	PIM	PP	SH
Patrik Berglund	2	1	2	3	-	1	-
Colton Parayko	2	1	2	3	2	1	-
David Perron	2	-	3	3	4	-	-
Jori Lehtera	2	2	-	2	2	-	-
Jaden Schwartz	2	-	2	2	-	-	-
Robert Bortuzzo	1	1	-	1	-	-	-
Kyle Brodziak	2	1	-	1	-	-	-
Paul Stastny	2	1	-	1	-	-	-
Alex Pietrangelo	2	-	1	1	-	-	-
Vladimir Tarasenko	2	-	1	1	2	-	-
Scottie Upshall	2	-	1	1	2	-	-
Nail Yakupov	2	-	1	1	2	-	-
Joel Edmundson	1	-	-	-	5	-	-
Carl Gunnarsson	1	-	-	-	-	-	-
Brad Hunt	1	-	-	-	-	-	-
Dmitrij Jaskin	1	-	-	-	-	-	-
Alexander Steen	1	-	-	-	2	-	-
Jay Bouwmeester	2	-	-	-	-	-	-
Robby Fabbri	2	-	-	-	-	-	-
Ryan Reaves	2	-	-	-	-	-	-
Kevin Shattenkirk	2	-	-	-	-	-	-

Boston Bruins	GP	MINS	W-L-O	GA	GAA	SV%	SO
Tuukka Rask	2	119	1-1-0	6	3.03	.864	-

St. Louis Blues	GP	MINS	W-L-O	GA	GAA	SV%	SO
Carter Hutton	1	39	0-1-0	1	1.54	.963	-
Jake Allen	2	80	1-0-0	5	3.75	.904	-

By Period	1	2	3	OT/SO	TOTAL
Goals	4	2	1	-	7
Shots	23	28	29	-	80

By Period	1	2	3	OT/SO	TOTAL
Goals	0	4	3	-	7
Shots	9	23	13	-	45

Power Play:	42.9%	(3/7)
Penalty Kill:	71.4%	(5/7)

Power Play:	28.6%	(2/7)
Penalty Kill:	57.1%	(4/7)




BOSTON vs. SAN JOSE


At Boston  
Feb. 9: SJ 3 at Bos 6 (GW: Schaller)

At San Jose  
Feb. 19: Bos 2 at SJ 1 (OT: Marchand)

Boston Bruins	GP	G	A	PTS	PIM	PP	SH
Patrice Bergeron	2	1	4	5	-	-	-
Brad Marchand	2	2	1	3	-	-	-
David Backes	2	1	2	3	-	-	-
David Pastrnak	2	2	-	2	-	2	-
Torey Krug	2	-	2	2	-	-	-
Tim Schaller	2	1	-	1	-	-	-
Ryan Spooner	2	1	-	1	-	-	-
Brandon Carlo	2	-	1	1	-	-	-
Jimmy Hayes	2	-	1	1	-	-	-
David Krejci	2	-	1	1	-	-	-
Adam McQuaid	2	-	1	1	2	-	-
Dominic Moore	2	-	1	1	-	-	-
Riley Nash	2	-	1	1	2	-	-
Matt Beleskey	1	-	-	-	-	-	-
Peter Cehlarik	1	-	-	-	-	-	-
Zdeno Chara	1	-	-	-	2	-	-
John-Michael Liles	1	-	-	-	-	-	-
Colin Miller	2	-	-	-	-	-	-
Kevan Miller	2	-	-	-	-	-	-
Frank Vatrano	2	-	-	-	2	-	-



San Jose Sharks	GP	G	A	PTS	PIM	PP	SH
Patrick Marleau	2	1	1	2	-	-	-
Tomas Hertl	2	-	2	2	-	-	-
Timo Meier	1	1	-	1	-	-	-
Justin Braun	2	1	-	1	-	-	-
Joe Thornton	2	1	1	-	-	-	-
Brent Burns	2	-	1	1	2	-	-
Logan Couture	2	-	1	1	-	-	-
David Schlemko	2	-	1	1	-	-	-
Joel Ward	2	-	1	1	-	-	-
Ryan Carpenter	1	-	-	-	-	-	-
Nikolay Goldobin	1	-	-	-	-	-	-
Kevin Labanc	1	-	-	-	-	-	-
Mikael Boedker	2	-	-	-	2	-	-
Brenden Dillon	2	-	-	-	-	-	-
Michael Haley	2	-	-	-	-	-	-
Melker Karlsson	2	-	-	-	-	-	-
Paul Martin	2	-	-	-	2	-	-
Joe Pavelski	2	-	-	-	-	-	-
Chris Tierney	2	-	-	-	2	-	-
Marc-Edouard Vlasic	2	-	-	-	-	-	-



Boston Bruins	GP	MINS	W-L-O	GA	GAA	SV%	SO
Tuukka Rask	2	122	2-0-0	4	1.97	.929	-

San Jose Sharks	GP	MINS	W-L-O	GA	GAA	SV%	SO
Aaron Dell	1	38	0-1-0	2	3.16	.900	-
Martin Jones	2	82	0-0-1	5	3.66	.875	-

By Period	1	2	3	OT/SO	TOTAL
Goals	4	2	1	1/-	8
Shots	21	24	11	5	61

Power Play:	50.0%	(2/4)
Penalty Kill:	100.0%	(3/3)

By Period	1	2	3	OT/SO	TOTAL
Goals	1	2	1	0/-	4
Shots	18	25	12	1	56

Power Play:	0.0%	(3/3)
Penalty Kill:	50.0%	(2/4)

# BOSTON vs. TAMPA BAY

## At Boston

Nov. 27:	TB	1	at	Bos	4	(GW: Backes)
Mar. 23:	TB	6	at	Bos	3	(GW: Drouin)
Apr. 4:	TB	0	at	Boa	4	(GW: Stafford)

## Boston Bruins

GP	G	A	PTS	PIM	PP	SH
David Krejci	5	1	5	6	2	-
David Pastrnak	5	5	-	5	2	1
Patrice Bergeron	5	1	4	5	2	-
Torey Krug	5	-	4	4	7	-
Brad Marchand	5	-	4	4	17	-
Zdeno Chara	4	3	-	3	-	1
Dominic Moore	5	1	2	3	2	-
Riley Nash	5	1	2	3	2	-
Ryan Spooner	5	1	2	3	-	1
Colin Miller	4	-	3	3	2	-
Kevan Miller	4	-	3	3	-	-
David Backes	4	1	1	2	2	1
Adam McQuaid	5	-	2	2	6	-
Drew Stafford	2	1	-	1	-	-
Frank Vatrano	2	1	-	1	2	1
Jimmy Hayes	3	1	-	1	5	-
Brandon Carlo	5	1	-	1	4	-
Tim Schaller	3	-	1	1	-	-
Matt Beleskey	4	-	1	1	4	-
Austin Czarnik	2	-	-	-	-	-
Sean Kuraly	2	-	-	-	-	-
Noel Acciari	3	-	-	-	2	-
John-Michael Liles	3	-	-	-	-	-

## At Tampa Bay

Nov. 3:	Bos	4	at	TB	3	(SO: Hayes)
Jan. 31:	Bos	4	at	TB	3	(GW: Vatrano)

## Tampa Bay Lightning

GP	G	A	PTS	PIM	PP	SH
Victor Hedman	5	2	5	7	-	1
Nikita Kucherov	5	3	1	4	11	2
Tyler Johnson	4	2	2	4	-	1
Brayden Point	5	2	2	4	-	-
Alex Killorn	5	2	1	3	7	-
Jonathan Drouin	4	1	2	3	2	-
Ondrej Palat	5	-	3	3	4	-
Anton Stralman	4	1	1	2	4	-
Jake Dotchin	3	-	2	2	-	-
Nikita Nesterov	1	-	1	1	-	-
Steven Stamkos	1	-	1	1	-	-
Slater Koekkoek	2	-	1	1	-	-
Valtteri Filppula	3	-	1	1	-	-
Braydon Coburn	5	-	1	1	-	-
Vladislav Namestnikov	5	-	1	1	2	-
Erik Condra	1	-	-	-	-	-
Greg McKegg	1	-	-	-	-	-
Ryan Callahan	2	-	-	-	-	-
Gabriel Dumont	2	-	-	-	4	-
Adam Erne	2	-	-	-	-	-
Yanni Gourde	2	-	-	-	2	-
Joel Vermin	2	-	-	-	-	-
Luke Witkowski	2	-	-	-	2	-
Brian Boyle	3	-	-	-	10	-
J. T. Brown	3	-	-	-	4	-
Cedric Paquette	3	-	-	-	2	-
Jason Garrison	4	-	-	-	-	-
Andrej Sustr	5	-	-	-	-	-

## Boston Bruins

Boston Bruins	GP	MINS	W-L-O	GA	GAA	SV%	SO
Tuukka Rask	5	304	4-1-0	12	2.37	.913	1

## By Period

	1	2	3	OT/SO	TOTAL
Goals	2	11	5	0/1	19
Shots	41	74	47	3	165

## Power Play:

38.5% (5/13)

## Penalty Kill:

75.0% (12/16)

## Tampa Bay Lightning

Tampa Bay Lightning	GP	MINS	W-L-O	GA	GAA	SV%	SO
Andre Vasilevskiy	2	124	0-1-1	6	2.90	.912	-
Peter Budaj	1	60	1-0-0	3	3.00	.903	-
Ben Bishop	2	118	0-2-0	8	4.07	.877	-

## By Period

	1	2	3	OT/SO	TOTAL
Goals	1	5	7	0/0	13
Shots	40	50	47	2	139

## Power Play:

25.0% (4/16)

## Penalty Kill:

61.5% (8/13)



BOSTON vs. TORONTO

At Boston							At Toronto						
Dec. 10:	Tor	4	at	Bos	1	(GW: Hyman)	Oct. 15:	Bos	1	at	Tor	4	(GW: Marner)
Feb. 4:	Tor	6	at	Bos	5	(GW: van Riemsdyk)	Mar. 20:	Bos	2	at	Tor	4	(GW: Nylander)

Boston Bruins	GP	G	A	PTS	PIM	PP	SH
David Pastrnak	4	3	1	4	-	1	-
Brad Marchand	4	1	3	4	6	-	-
Patrice Bergeron	3	1	2	3	4	1	-
Zdeno Chara	4	-	3	3	11	-	-
David Backes	4	1	1	2	5	-	-
Torey Krug	4	1	1	2	-	1	-
Dominic Moore	4	1	1	2	4	-	-
Ryan Spooner	4	1	1	2	-	-	-
John-Michael Liles	1	-	1	1	-	-	-
Noel Acciari	3	-	1	1	-	-	-
Jimmy Hayes	1	-	-	-	-	-	-
Joe Morrow	1	-	-	-	-	-	-
Rob O'Gara	1	-	-	-	-	-	-
Drew Stafford	1	-	-	-	-	-	-
Danton Heinen	2	-	-	-	-	-	-
Tim Schaller	2	-	-	-	-	-	-
Frank Vatrano	2	-	-	-	-	-	-
Matt Beleskey	3	-	-	-	2	-	-
Austin Czarnik	3	-	-	-	-	-	-
Adam McQuaid	3	-	-	-	7	-	-
Colin Miller	3	-	-	-	-	-	-
Kevan Miller	3	-	-	-	2	-	-
Brandon Carlo	4	-	-	-	-	-	-
David Krejci	4	-	-	-	-	-	-
Riley Nash	4	-	-	-	-	-	-

Toronto Maple Leafs	GP	G	A	PTS	PIM	PP	SH
James van Riemsdyk	4	4	2	6	-	-	-
William Nylander	4	4	1	5	-	1	-
Connor Brown	4	3	2	5	2	-	-
Tyler Bozak	4	1	4	5	2	1	-
Auston Matthews	4	1	4	5	-	-	-
Mitchell Marner	4	1	3	4	4	-	-
Morgan Rielly	4	1	2	3	-	-	-
Matt Hunwick	3	-	3	3	-	-	-
Zach Hyman	4	1	1	2	-	-	-
Nazem Kadri	4	1	1	2	7	-	-
Jake Gardiner	4	-	2	2	2	-	-
Nikita Zaitsev	4	-	2	2	2	-	-
Milan Michalek	1	1	-	1	-	-	-
Peter Holland	1	-	1	1	2	-	-
Martin Marincin	3	-	1	1	-	-	-
Roman Polak	3	-	1	1	-	-	-
Brian Boyle	1	-	-	-	-	-	-
Ben Smith	2	-	-	-	-	-	-
Connor Carrick	3	-	-	-	-	-	-
Nikita Soshnikov	3	-	-	-	2	-	-
Leo Komarov	4	-	-	-	2	-	-
Matt Martin	4	-	-	-	12	-	-

Boston Bruins	GP	MINS	W-L-O	GA	GAA	SV%	SO
Tuukka Rask	3	149	0-2-0	9	3.62	.852	-
Anton Khudobin	1	60	0-1-0	4	4.00	.833	-
Zane McIntyre	1	29	0-1-0	2	4.14	.833	-

Toronto Maple Leafs	GP	MINS	W-L-O	GA	GAA	SV%	SO
Frederik Andersen	4	240	4-0-0	9	2.25	.932	-

By Period	1	2	3	OT/SO	TOTAL
Goals	3	3	3	-	9
Shots	39	45	49	-	133

Power Play:	27.3%	(3/11)
Penalty Kill:	81.8%	(9/11)

By Period	1	2	3	OT/SO	TOTAL
Goals	5	5	8	-	18
Shots	30	35	35	-	100


Power Play:	18.2%	(2/11)
Penalty Kill:	72.7%	(8/11)

# BOSTON vs. VANCOUVER

## At Boston

Feb. 11: Van 3 at Bos 4 (GW: Pastnak)

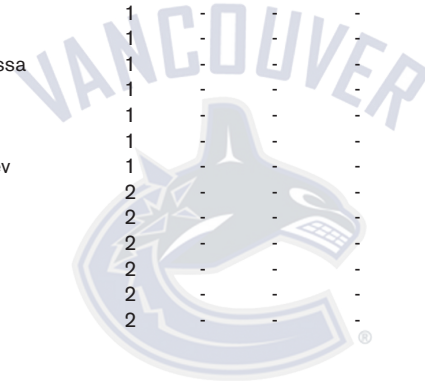
Boston Bruins	GP	G	A	PTS	PIM	PP	SH
Brad Marchand	2	3	1	4	-	1	-
Frank Vatrano	2	1	3	4	-	1	-
David Krejci	2	1	2	3	-	-	-
David Pastnak	2	1	2	3	2	-	-
David Backes	2	1	1	2	-	-	-
Patrice Bergeron	2	-	2	2	-	-	-
Torey Krug	2	-	2	2	-	-	-
Zdeno Chara	2	1	-	1	-	-	-
Colin Miller	2	1	-	1	-	-	-
Kevan Miller	2	1	-	1	-	-	-
Ryan Spooner	1	-	1	1	-	-	-
Jimmy Hayes	2	-	1	1	-	-	-
Adam McQuaid	2	-	1	1	-	-	-
Dominic Moore	2	-	1	1	2	-	-
Matt Beleskey	1	-	-	-	-	-	-
Tim Schaller	1	-	-	-	2	-	-
Drew Stafford	1	-	-	-	2	-	-
Brandon Carlo	2	-	-	-	2	-	-
Peter Cehlarik	2	-	-	-	-	-	-
Riley Nash	2	-	-	-	-	-	-



## At Vancouver

Mar. 13: Bos 6 at Van 3 (GW: Marchand)

Vancouver Canucks	GP	G	A	PTS	PIM	PP	SH
Markus Granlund	2	3	-	3	-	1	-
Alexandre Burrows	1	1	1	2	-	-	-
Alexander Edler	2	1	1	2	2	-	-
Bo Horvat	2	1	1	2	-	-	-
Jannik Hansen	1	-	2	2	-	-	-
Henrik Sedin	2	-	2	2	2	-	-
Daniel Sedin	2	-	2	2	-	-	-
Drew Stone	1	-	1	1	2	-	-
Ben Hutton	2	-	1	1	-	-	-
Brandon Sutter	2	-	1	1	-	-	-
Sven Baertschi	1	-	-	-	-	-	-
Alex Biega	1	-	-	-	-	-	-
Joseph Cramarossa	1	-	-	-	-	-	-
Loui Eriksson	1	-	-	-	-	-	-
Joseph LaBate	1	-	-	-	-	-	-
Jack Skille	1	-	-	-	-	-	-
Christopher Tanev	1	-	-	-	2	-	-
Reid Boucher	2	-	-	-	-	-	-
Michael Chaput	2	-	-	-	-	-	-
Jayson Megna	2	-	-	-	-	-	-
Luka Sbisa	2	-	-	-	-	-	-
Troy Stecher	2	-	-	-	-	-	-
Nikita Tryamkin	2	-	-	-	-	-	-



Boston Bruins	GP	MINS	W-L-O	GA	GAA	SV%	SO
Tuukka Rask	1	60	1-0-0	3	3.00	.897	-
Anton Khudobin	1	60	1-0-0	3	3.00	.906	-

By Period	1	2	3	OT/SO	TOTAL
Goals	3	1	6	-	10
Shots	33	15	25	-	73

**Power Play:** 50.0% (2/4)  
**Penalty Kill:** 80.0% (1/5)

Vancouver Canucks	GP	MINS	W-L-O	GA	GAA	SV%	SO
Ryan Miller	2	117	0-2-0	9	4.62	.865	-

By Period	1	2	3	OT/SO	TOTAL
Goals	3	2	1	-	6
Shots	21	24	16	-	61

**Power Play:** 20.0% (1/5)  
**Penalty Kill:** 50.0% (2/4)

# BOSTON vs. WASHINGTON

## At Boston

Apr. 8: Wsh 3 at Bos 1 (GW: Shattenkirk)

Boston Bruins	GP	G	A	PTS	PIM	PP	SH
Brad Marchand	2	2	2	4	2	2	-
David Pastrnak	3	1	3	4	-	-	-
Colin Miller	3	2	-	2	2	1	-
David Krejci	3	1	-	1	4	-	-
Dominic Moore	3	1	-	1	2	-	-
Anton Blidh	1	-	1	1	-	-	-
Austin Czarnik	1	-	1	1	-	-	-
Drew Stafford	1	-	1	1	2	-	-
Patrice Bergeron	3	-	1	1	2	-	-
Ryan Spooner	3	-	1	1	-	-	-
Jakob Forsbacka Karlsson	1	-	-	-	-	-	-
John-Michael Liles	1	-	-	-	-	-	-
Matt Beleskey	2	-	-	-	2	-	-
Jimmy Hayes	2	-	-	-	-	-	-
Torey Krug	2	-	-	-	-	-	-
Frank Vatrano	2	-	-	-	-	-	-
David Backes	3	-	-	-	2	-	-
Brandon Carlo	3	-	-	-	4	-	-
Zdeno Chara	3	-	-	-	-	-	-
Adam McQuaid	3	-	-	-	-	-	-
Kevan Miller	3	-	-	-	-	-	-
Riley Nash	3	-	-	-	-	-	-
Tim Schaller	3	-	-	-	-	-	-

## At Washington

Dec. 7: Bos 3 at Wsh 4 (OT: Backstrom)  
Feb. 1: Bos 3 at Wsh 5 (GW: Connolly)

Washington Capitals	GP	G	A	PTS	PIM	PP	SH
Nicklas Backstrom	3	2	3	5	-	-	-
Evgeny Kuznetsov	3	1	4	5	4	-	-
Justin Williams	2	3	1	4	-	-	-
Alex Ovechkin	3	1	2	3	-	1	-
Marcus Johansson	3	1	1	2	-	-	-
T. J. Oshie	3	1	1	2	-	-	-
Matt Niskanen	3	-	2	2	2	-	-
Nate Schmidt	3	-	2	2	-	-	-
Brett Connolly	1	1	-	1	2	-	-
Kevin Shattenkirk	1	1	-	1	-	-	-
Daniel Winnik	3	1	-	1	2	-	-
Jay Beagle	3	-	1	1	4	-	-
Dmitry Orlov	3	-	1	1	-	-	-
Tom Wilson	3	-	1	1	6	-	-
Paul Carey	1	-	-	-	-	-	-
Chandler Stephenson	1	-	-	-	-	-	-
Jakub Vrana	1	-	-	-	-	-	-
John Carlson	2	-	-	-	-	-	-
Karl Alzner	3	-	-	-	-	-	-
Andre Burakovsky	3	-	-	-	-	-	-
Lars Eller	3	-	-	-	2	-	-
Brooks Orpik	3	-	-	-	-	-	-

Boston Bruins	GP	MINS	W-L-O	GA	GAA	SV%	SO
Tuukka Rask	3	140	0-1-1	9	3.86	.820	-
Anton Khudobin	1	40	0-1-0	3	4.50	.875	-

Washington Capitals	GP	MINS	W-L-O	GA	GAA	SV%	SO
Philip Grubauer	1	60	1-0-0	1	1.00	.955	-
Braden Holtby	2	120	2-0-0	6	3.00	.910	-

By Period	1	2	3	OT/SO	TOTAL
Goals	1	4	2	0/-	7
Shots	28	26	35	0	89

**Power Play:** 37.5% (3/8)  
**Penalty Kill:** 88.9% (8/9)

By Period	1	2	3	OT/SO	TOTAL
Goals	5	4	2	1/-	12
Shots	29	24	20	1	74

**Power Play:** 11.1% (1/9)  
**Penalty Kill:** 62.5% (5/8)



BOSTON vs. WINNIPEG

At Boston  
Nov. 19: Wpg 1 at Bos 4 (GW: Marchand)

At Winnipeg  
Oct. 17: Bos 4 at Wpg 1 (GW: Pastnak)

Boston Bruins	GP	G	A	PTS	PIM	PP	SH	Winnipeg Jets	GP	G	A	PTS	PIM	PP	SH
Zdeno Chara	2	1	2	3	4	-	-	Adam Lowry	2	1	-	1	-	-	-
Brad Marchand	2	1	1	2	-	-	-	Blake Wheeler	2	1	-	1	-	-	-
Dominic Moore	2	1	1	2	-	-	-	Alexander Burmistrov	2	-	1	1	-	-	-
Tim Schaller	2	1	1	2	-	-	-	Toby Enstrom	2	-	1	1	2	-	-
Patrice Bergeron	1	1	-	1	-	1	-	Patrick Laine	2	-	1	1	-	-	-
David Pastnak	1	1	-	1	-	-	-	Joel Armia	1	-	-	-	-	-	-
Matt Beleskey	2	1	-	1	-	-	-	Kyle Connor	1	-	-	-	-	-	-
Brandon Carlo	2	1	-	1	2	-	-	Andrew Copp	1	-	-	-	-	-	-
Noel Acciari	1	-	1	1	-	-	-	Marko Dano	1	-	-	-	-	-	-
Austin Czarnik	1	-	1	1	-	-	-	Quinton Howden	1	-	-	-	-	-	-
Joe Morrow	1	-	1	1	-	-	-	Shawn Matthias	1	-	-	-	-	-	-
David Krejci	2	-	1	1	4	-	-	Tyler Myers	1	-	-	-	2	-	-
Torey Krug	2	-	1	1	2	-	-	Mathieu Perreault	1	-	-	-	-	-	-
Danton Heinen	1	-	-	-	-	-	-	Nic Petan	1	-	-	-	-	-	-
Sean Kuraly	1	-	-	-	-	-	-	Drew Stafford	1	-	-	-	-	-	-
Adam McQuaid	1	-	-	-	-	-	-	Chris Thorburn	1	-	-	-	-	-	-
Colin Miller	1	-	-	-	2	-	-	Jacob Trouba	1	-	-	-	2	-	-
Rob O'Gara	1	-	-	-	-	-	-	Dustin Byfuglien	2	-	-	-	4	-	-
David Backes	2	-	-	-	2	-	-	Ben Chiarot	2	-	-	-	-	-	-
Jimmy Hayes	2	-	-	-	-	-	-	Nikolaj Ehlers	2	-	-	-	-	-	-
John-Michael Liles	2	-	-	-	2	-	-	Josh Morrissey	2	-	-	-	-	-	-
Riley Nash	2	-	-	-	-	-	-	Paul Postma	2	-	-	-	-	-	-
Ryan Spooner	2	-	-	-	2	-	-	Mark Scheifele	2	-	-	-	2	-	-
								Brandon Tanev	2	-	-	-	-	-	-

Boston Bruins	GP	MINS	W-L-O	GA	GAA	SV%	SO	Winnipeg Jets	GP	MINS	W-L-O	GA	GAA	SV%	SO
Tuukka Rask	2	120	2-0-0	2	1.00	.957	-	Connor Hellebuyck	1	59	0-1-0	3	3.05	.875	-
								Michael Hutchinson	1	60	0-1-0	4	4.00	.895	-
By Period		1	2	3	OT/SO	TOTAL		By Period		1	2	3	OT/SO	TOTAL	
Goals		1	4	3	-	8		Goals		1	0	1	-	2	
Shots		23	20	20	-	63		Shots		19	15	13	-	47	
Power Play:		12.5%	(1/8)					Power Play:		0.0%	(0/9)				
Penalty Kill:		100.0%	(9/9)					Penalty Kill:		87.5%	(7/8)				

BOSTON vs. OTTAWA, ROUND ONE

At Boston					
Apr. 17:	Ott	4	at	Bos	3 (OT: Ryan)
Apr. 19:	Ott	1	at	Bos	0 (GW: Ryan)
Apr. 23:	Ott	3	at	Bos	2 (OT: MacArthur)

At Ottawa					
Apr. 12:	Bos	2	at	Ott	1 (GW: Marchand)
Apr. 15:	Bos	3	at	Ott	4 (OT: Phaneuf)
Apr. 21:	Bos	3	at	Ott	2 (2OT: Kuraly)

Boston Bruins	GP	G	A	PTS	PIM	PP	SH
Patrice Bergeron	6	2	2	4	2	1	-
David Pastrnak	6	2	2	4	6	1	-
Brad Marchand	6	1	3	4	6	-	-
David Backes	6	1	3	4	2	-	-
Charlie McAvoy	6	-	3	3	2	-	-
Sean Kuraly	4	2	-	2	4	-	1
Drew Stafford	6	2	-	2	2	1	-
Ryan Spooner	4	-	2	2	-	-	-
John-Michael Liles	6	-	2	2	-	-	-
Riley Nash	6	-	2	2	2	-	-
Noel Acciari	4	1	-	1	2	-	-
Tim Schaller	6	1	-	1	2	-	1
Frank Vatrano	6	1	-	1	4	-	-
Tommy Cross	1	-	1	1	-	-	-
Adam McQuaid	2	-	1	1	-	-	-
Colin Miller	4	-	1	1	2	-	-
Joe Morrow	5	-	1	1	2	-	-
Zdeno Chara	6	-	1	1	2	-	-
Dominic Moore	6	-	1	1	4	-	-
Matt Beleskey	3	-	-	-	4	-	-
David Krejci	3	-	-	-	-	-	-
Kevan Miller	6	-	-	-	4	-	-
Tuukka Rask	6	-	-	-	-	-	-

Ottawa Senators	GP	G	A	PTS	PIM	PP	SH
Derick Brassard	6	2	6	8	-	-	-
Bobby Ryan	6	4	3	7	-	2	-
Erik Karlsson	6	-	6	6	2	-	-
Mike Hoffman	6	2	1	3	2	1	-
Dion Phaneuf	6	1	2	3	2	-	-
Clarke MacArthur	6	2	-	2	4	2	-
Mark Stone	6	1	1	2	6	-	-
Kyle Turris	6	1	1	2	4	-	-
Chris Wideman	5	1	1	2	2	-	-
Viktor Stalberg	6	-	2	2	-	-	-
Jean-Gabriel Pageau	6	1	-	1	4	-	-
Ryan Dzingel	5	-	1	1	-	-	-
Alexandre Burrows	6	-	1	1	4	-	-
Zack Smith	6	-	1	1	2	-	-
Chris Kelly	1	-	-	-	-	-	-
Fredrik Claesson	2	-	-	-	-	-	-
Mark Borowiecki	2	-	-	-	2	-	-
Tommy Wingels	2	-	-	-	-	-	-
Ben Harpur	4	-	-	-	2	-	-
Tom Pyatt	4	-	-	-	-	-	-
Marc Methot	5	-	-	-	4	-	-
Cody Ceci	6	-	-	-	-	-	-

Boston Bruins	GP	MINS	W-L	GA	GAA	SV%	SO
Tuukka Rask	6	402	2-4	15	2.24	.920	-

Ottawa Senators	GP	MINS	W-L	GA	GAA	SV%	SO
Craig Anderson	6	403	4-2	13	1.94	.921	1

By Period	1	2	3	OT/2OT	TOTAL
Goals	1	8	3	0/1	13
Shots	51	43	52	11/8	165

Power Play:	18.8%	(3/16)
Penalty Kill:	78.3%	(5/23)

By Period	1	2	3	OT/2OT	TOTAL
Goals	3	6	3	3/0	15
Shots	64	54	37	26/6	187

Power Play:	21.7%	(5/23)
Penalty Kill:	81.3%	(3/16)

# 2016-17 NHL FINAL STANDINGS

## EASTERN CONFERENCE

	GP	W	L	O	PTS	GF	GA
<b>Atlantic</b>							
Montreal	82	47	26	9	103	226	200
Ottawa	82	44	28	10	98	212	214
<b>Boston</b>	<b>82</b>	<b>44</b>	<b>31</b>	<b>7</b>	<b>95</b>	<b>234</b>	<b>212</b>
Toronto	82	40	27	15	95	251	242
Tampa Bay	82	42	30	10	94	234	227
Florida	82	35	36	11	81	210	237
Detroit	82	33	36	13	79	207	244
Buffalo	82	33	37	12	78	201	237
<b>Metropolitan</b>							
Washington	82	55	19	8	118	263	182
Pittsburgh	82	50	21	11	111	282	234
Columbus	82	50	24	8	108	249	195
New York Rangers	82	48	28	6	102	256	220
New York Islanders	82	41	29	12	94	241	242
Philadelphia	82	39	33	10	88	219	236
Carolina	82	36	31	15	87	215	236
New Jersey	82	28	40	14	70	183	244

## WESTERN CONFERENCE

	GP	W	L	O	PTS	GF	GA
<b>Central</b>							
Chicago	82	50	23	9	109	244	213
Minnesota	82	49	25	8	106	266	208
St. Louis	82	46	29	7	99	235	218
Nashville	82	41	29	12	94	240	224
Winnipeg	82	40	35	7	87	249	256
Dallas	82	34	37	11	79	223	262
Colorado	82	22	56	4	48	166	278
<b>Pacific</b>							
Anaheim	82	46	23	13	105	223	200
Edmonton	82	47	26	9	103	247	212
San Jose	82	46	29	7	99	221	201
Calgary	82	45	33	4	94	226	221
Los Angeles	82	39	35	8	86	201	205
Arizona	82	30	42	10	70	197	260
Vancouver	82	30	43	9	69	182	243

# 2016-17 NHL SCORING LEADERS

Player	Team	G	A	PTS	Player	Team	G	A	PTS
Connor McDavid	Edmonton	30	70	100	Artemi Panarin	Chicago	31	43	74
Sidney Crosby	Pittsburgh	44	45	89	Blake Wheeler	Winnipeg	26	48	74
Patrick Kane	Chicago	34	55	89	Ryan Getzlaf	Anaheim	15	58	73
Nicklas Backstrom	Washington	23	63	86	Evgeni Malkin	Pittsburgh	33	39	72
Nikita Kucherov	Tampa Bay	40	45	85	Tyler Seguin	Dallas	26	46	72
<b>Brad Marchand</b>	<b>Boston</b>	<b>39</b>	<b>46</b>	<b>85</b>	Victor Hedman	Tampa Bay	16	56	72
Mark Scheifele	Winnipeg	32	50	82	Erik Karlsson	Ottawa	17	54	71
Leon Draisaitl	Edmonton	29	48	77	<b>David Pastrnak</b>	<b>Boston</b>	<b>34</b>	<b>36</b>	<b>70</b>
Brent Burns	San Jose	29	47	76	Phil Kessel	Pittsburgh	23	47	70
Vladimir Tarasenko	St. Louis	39	36	75	Auston Matthews	Toronto	40	29	69

# 2016-17 NHL CATEGORY LEADERS

## GOALS

Player	Team	G
Sidney Crosby	Pit	44
Auston Matthews	Tor	40
Nikita Kucherov	TB	40
<b>Brad Marchand</b>	<b>Bos</b>	<b>39</b>
Vladimir Tarasenko	StL	39
Jeff Skinner	Car	37
Patrik Laine	Wpg	36
Two players tied		35

## ASSISTS

Player	Team	A
Connor McDavid	Edm	70
Nicklas Backstrom	Wsh	63
Ryan Getzlaf	Ana	58
Victor Hedman	TB	56
Patrick Kane	Chi	55
Erik Karlsson	Ott	54
Henrik Zetterberg	Det	51
Mark Scheifele	Wpg	50

## GOALTENDER WINS

Player	Team	W
Braden Holtby	Wsh	42
Cam Talbot	Edm	42
Sergei Bobrovsky	Cmb	41
Devan Dubnyk	Min	40
<b>Tuukka Rask</b>	<b>Bos</b>	<b>37</b>
Carey Price	Mtl	37
Martin Jones	SJ	36
Two players tied		33

## GOALTENDER GAA

Player	Team	GAA
Sergei Bobrovsky	Cmb	2.06
Braden Holtby	Wsh	2.07
Jimmy Howard	Det	2.10
Peter Budaj	TB	2.18
John Gibson	Ana	2.22
<b>Tuukka Rask</b>	<b>Bos</b>	<b>2.23</b>
Carey Price	Mtl	2.23
Devan Dubnyk	Min	2.25

## DEFENSEMAN POINTS

Player	Team	PTS
Brent Burns	SJ	76
Victor Hedman	TB	72
Erik Karlsson	Ott	71
Kevin Shattenkirk	Wsh	56
Duncan Keith	Chi	53
Dustin Byfuglien	Wpg	52
Justin Schultz	Pit	51
<b>Torey Krug</b>	<b>Bos</b>	<b>51</b>

## ROOKIE POINTS

Player	Team	PTS
Auston Matthews	Tor	69
Patrik Laine	Wpg	64
William Nylander	Tor	61
Mitch Marner	Tor	61
Sebastian Aho	Car	49
Matthew Tkachuk	Cgy	48
Zach Werenski	Cmb	47
Brayden Point	TB	40





# 2017 STANLEY CUP TRAIL

## EASTERN CONFERENCE ROUND ONE SERIES

Team		vs	Team		GF	GA
NY Rangers	4	vs	Montreal	2	14	11
Ottawa	4	vs	<b>Boston</b>	2	15	13
Washington	4	vs	Toronto	2	18	16
Pittsburgh	4	vs	Columbus	1	21	13

## EASTERN CONFERENCE ROUND TWO SERIES

Team		vs	Team		GF	GA
Ottawa	4	vs	NY Rangers	2	19	20
Pittsburgh	4	vs	Washington	3	20	18

## EASTERN CONFERENCE CHAMPIONSHIP SERIES

Team		vs	Team		GF	GA
Pittsburgh	4	vs	Ottawa	3	17	13

## WESTERN CONFERENCE ROUND ONE SERIES

Team		vs	Team		GF	GA
Nashville	4	vs	Chicago	0	13	3
St. Louis	4	vs	Minnesota	1	11	8
Anaheim	4	vs	Calgary	0	14	9
Edmonton	4	vs	San Jose	2	12	14

## WESTERN CONFERENCE ROUND TWO SERIES

Team		vs	Team		GF	GA
Nashville	4	vs	St. Louis	2	15	11
Anaheim	4	vs	Edmonton	3	21	24

## WESTERN CONFERENCE CHAMPIONSHIP SERIES

Team		vs	Team		GF	GA
Nashville	4	vs	Anaheim	2	19	15

## STANLEY CUP CHAMPIONSHIP SERIES

Team		vs	Team		GF	GA
Pittsburgh	4	vs	Nashville	2	19	13

# 2017 PLAYOFF SCORING & CATEGORY LEADERS

## NHL PLAYOFF SCORING LEADERS

Player	Team	GP	G	A	PTS
Evgeni Malkin	Pittsburgh	25	10	18	28
Sidney Crosby	Pittsburgh	24	8	19	27
Phil Kessel	Pittsburgh	25	8	15	23
Jake Guentzel	Pittsburgh	25	13	8	21
Ryan Getzlaf	Anaheim	17	8	11	19
Erik Karlsson	Ottawa	19	2	16	18
Filip Forsberg	Nashville	22	9	7	16
Leon Draisaitl	Edmonton	13	6	10	16
Bobby Ryan	Ottawa	19	6	9	15
Jakob Silfverberg	Anaheim	17	9	5	14
Roman Josi	Nashville	22	6	8	14
Rickard Rakell	Anaheim	15	7	6	13
Nicklas Backstrom	Washington	13	6	7	13
Ryan Ellis	Nashville	22	5	8	13

## NHL PLAYOFF CATEGORY LEADERS

**Goals:** 13, Jake Guentzel (Pittsburgh)

**Assists:** 19, Sidney Crosby (Pittsburgh)

**Power Play Goals:** 5, Phil Kessel (Pittsburgh)

**Game-Winning Goals:** 5, Jake Guentzel (Pittsburgh)

**Plus/Minus:** +14, Filip Forsberg (Nashville)


**Goaltender Goals Against Average:** 1.70, Matt Murray (Pittsburgh)

**Goaltender Save Percentage:** .937, Matt Murray (Pittsburgh)

**Defenseman Scoring:** 2-16=18, Erik Karlsson (Ottawa)

**Rookie Scoring:** 13-8=21, Jake Guentzel (Pittsburgh)

# 2016-17 NHL TROPHY WINNERS



**CONNOR McDAVID**  
Edmonton Oilers

**HART MEMORIAL TROPHY**


"To the player adjudged to be the most valuable to his team."



**SIDNEY CROSBY**  
Pittsburgh Penguins

**CONN SMYTHE TROPHY**

"To the most valuable player for his team in the playoffs."



**CONNOR McDAVID**  
Edmonton Oilers

**ART ROSS TROPHY**

"To the player who leads the league in scoring points at the end of the regular season."



**JOHNNY GAUDREAU**  
Calgary Flames

**LADY BYNG MEMORIAL TROPHY**

"To the player who exhibits sportsmanship and gentlemanly conduct with playing ability."



**BRENT BURNS**  
San Jose Sharks

**JAMES NORRIS MEMORIAL TROPHY**

"To the defense player who demonstrates throughout the season the greatest all around ability at the position."



**PATRICE BERGERON**  
Boston Bruins

**FRANK J. SELKE TROPHY**

"To the forward who best excels in the defensive aspects of the game."



**AUSTON MATTHEWS**  
Toronto Maple Leafs

**CALDER MEMORIAL TROPHY**

"To the player selected as the most proficient in his first year of competition in the NHL."



**JOHN TORTORELLA**  
Columbus Blue Jackets

**JACK ADAMS AWARD**

"To the NHL coach adjudged to have contributed the most to his team's success."



**SERGEI BOBROVSKY**  
Columbus Blue Jackets

**VEZINA TROPHY**

"To the goalkeeper adjudged to be the best at his position."



**CRAIG ANDERSON**  
Ottawa Senators

**BILL MASTERTON MEMORIAL TROPHY**

"To the player who exemplifies sportsmanship, perseverance and dedication to hockey."



**SIDNEY CROSBY**  
Pittsburgh Penguins

**MAURICE RICHARD TROPHY**

"To the player(s) who lead the league in goals scored at the end of the regular season."



**BRADEN HOLTBY**  
Washington Capitals

**WILLIAM M. JENNINGS TROPHY**

"To the goalkeeper(s) having played a minimum of 25 games for the team with the fewest goals scored against it."



**NICK FOLIGNO**  
Columbus Blue Jackets

**KING CLANCY MEMORIAL TROPHY**

"To the player who best exemplifies leadership qualities on and off the ice."



# We're fans, too!



**Proud to be the Bank  
of the Boston Bruins.®**



Member FDIC TD Bank, N.A.

**America's Most Convenient Bank®**



# REGULAR SEASON RECORDS

PATRICE BERGERON 2016-17 SELKE AWARD WINNER  
BRAD MARCHAND 2016-17 1ST TEAM ALL-STAR



**BOSTON'S  
TEAM** *Since  
1924*

# YEAR-BY-YEAR RECORDS

Season	W	L	T	OT	PTS	GF	GA	Division Finish	Overall Finish
1924-25	6	24	0	-	12	49	119	6th	6th
1925-26	17	15	4	-	38	92	85	4th	4th
1926-27	21	20	3	-	45	97	89	2nd	4th
1927-28	20	13	11	-	51	77	70	1st	3rd
1928-29*	26	13	5	-	57	89	52	1st	2nd
1929-30	38	5	1	-	77	179	98	1st	1st
1930-31	28	10	6	-	62	143	90	1st	1st
1931-32	15	21	12	-	42	122	117	4th	7th
1932-33	25	15	8	-	58	124	88	1st	1st
1933-34	18	25	5	-	41	111	130	4th	7th
1934-35	26	16	6	-	58	129	112	1st	2nd
1935-36	22	20	6	-	50	92	83	2nd	4th
1936-37	23	18	7	-	53	120	110	2nd	3rd
1937-38	30	11	7	-	67	142	89	1st	1st
1938-39*	36	10	2	-	74	156	76	1st	1st
1939-40	31	12	5	-	67	170	98	1st	1st
1940-41*	27	8	13	-	67	168	102	1st	1st
1941-42	25	17	6	-	56	160	118	3rd	3rd
1942-43	24	17	9	-	57	195	176	2nd	2nd
1943-44	19	26	5	-	43	223	268	5th	5th
1944-45	16	30	4	-	36	179	219	4th	4th
1945-46	24	18	8	-	56	167	156	2nd	2nd
1946-47	26	23	11	-	63	190	175	3rd	3rd
1947-48	23	24	13	-	59	167	168	3rd	3rd
1948-49	29	23	8	-	66	178	163	2nd	2nd
1949-50	22	32	16	-	60	198	228	5th	5th
1950-51	22	30	18	-	62	178	197	4th	4th
1951-52	25	29	16	-	66	162	176	4th	4th
1952-53	28	29	13	-	69	152	172	3rd	3rd
1953-54	32	28	10	-	74	177	181	4th	4th
1954-55	23	26	21	-	67	169	188	4th	4th
1955-56	23	34	13	-	59	147	185	5th	5th
1956-57	34	24	12	-	80	195	174	3rd	3rd
1957-58	27	28	15	-	69	199	194	4th	4th
1958-59	32	29	9	-	73	205	215	2nd	2nd
1959-60	28	34	8	-	64	220	241	5th	5th
1960-61	15	42	13	-	43	176	254	6th	6th
1961-62	15	47	8	-	38	177	306	6th	6th
1962-63	14	39	17	-	45	198	281	6th	6th
1963-64	18	40	12	-	48	170	212	6th	6th
1964-65	21	43	6	-	48	166	253	6th	6th
1965-66	21	43	6	-	48	174	275	5th	5th
1966-67	17	43	10	-	44	182	253	6th	6th
1967-68	37	27	10	-	84	259	216	3rd	3rd
1968-69	42	18	16	-	100	303	221	2nd	2nd
1969-70*	40	17	19	-	99	277	216	2nd	2nd
1970-71	57	14	7	-	121	399	207	1st	1st
1971-72*	54	13	11	-	119	330	204	1st	1st
1972-73	51	22	5	-	107	330	235	2nd	2nd
1973-74	52	17	9	-	113	349	221	1st	1st
1974-75	40	26	14	-	94	345	245	2nd	4th
1975-76	48	15	17	-	113	313	237	1st	3rd
1976-77	49	23	8	-	106	312	240	1st	3rd
1977-78	51	18	11	-	113	333	218	1st	2nd
1978-79	43	23	14	-	100	316	270	1st	3rd
1979-80	46	21	13	-	105	310	234	2nd	4th
1980-81	37	30	13	-	87	316	272	2nd	8th
1981-82	43	27	10	-	96	323	285	2nd	4th
1982-83	50	20	10	-	110	327	228	1st	1st
1983-84	49	25	6	-	104	336	261	1st	3rd
1984-85	36	34	10	-	82	303	287	4th	12th
1985-86	37	31	12	-	86	311	288	3rd	9th
1986-87	39	34	7	-	85	301	276	3rd	8th
1987-88	44	30	6	-	94	300	251	2nd	4th
1988-89	37	29	14	-	88	289	256	2nd	5th
1989-90	46	25	9	-	101	289	232	1st	1st
1990-91	44	24	12	-	100	299	264	1st	5th
1991-92	36	32	12	-	84	270	275	2nd	9th
1992-93	51	26	7	-	109	332	268	1st	2nd
1993-94	42	29	13	-	97	289	252	2nd	7th

# YEAR-BY-YEAR RECORDS

Season	W	L	T	OT	PTS	GF	GA	Division Finish	Overall Finish
1994-95	27	18	3	-	57	150	127	3rd	6th
1995-96	40	31	11	-	91	282	269	2nd	8th
1996-97	26	47	9	-	61	234	300	6th	26th
1997-98	39	30	13	-	91	221	194	2nd	9th
1998-99	39	30	13	-	91	214	181	3rd	8th
1999-2000	24	33	19	6	73	210	248	5th	24th
2000-01	36	30	8	8	88	227	249	4th	18th
2001-02	43	24	6	9	101	236	201	1st	2nd
2002-03	36	31	11	4	87	245	237	3rd	15th
2003-04	41	19	15	7	104	209	188	1st	4th
2004-05	--	--	--	-	--	--	--	--	--
2005-06	29	37	-	16	74	230	266	5th	26th
2006-07	35	41	-	6	76	219	289	5th	23rd
2007-08	41	29	-	12	94	212	222	3rd	15th
2008-09	53	19	-	10	116	274	196	1st	2nd
2009-10	39	30	-	13	91	206	200	3rd	14th
2010-11*	46	25	-	11	103	246	195	1st	7th
2011-12	49	29	-	4	102	269	202	1st	7th
2012-13	28	14	-	6	62	131	109	2nd	5th
2013-14	54	19	-	9	117	261	177	1st	1st
2014-15	41	27	-	14	96	213	211	5th	17th
2015-16	42	31	-	9	93	240	230	4th	16th
2016-17	44	31	-	7	95	234	212	3rd	13th

**3,065      1,329      791      151      7,072      20,188      18,398**

\* - won Stanley Cup

# YEAR-BY-YEAR HOME & ROAD RECORDS

HOME								ROAD							
Season	W	L	T	OT	PTS	GF	GA	Season	W	L	T	OT	PTS	GF	GA
1924-25	3	12	0	-	6	22	57	1924-25	3	12	0	-	6	27	62
1925-26	10	7	1	-	21	40	34	1925-26	7	8	3	-	17	52	51
1926-27	15	7	0	-	30	58	34	1926-27	6	13	3	-	15	39	55
1927-28	13	4	5	-	31	44	28	1927-28	7	9	6	-	20	33	42
1928-29	15	6	1	-	31	51	24	1928-29	11	7	4	-	26	38	28
1929-30	21	1	0	-	42	98	41	1929-30	17	4	1	-	35	81	57
1930-31	16	1	5	-	37	81	38	1930-31	12	9	1	-	25	62	52
1931-32	11	10	3	-	25	80	64	1931-32	4	11	9	-	17	42	53
1932-33	19	2	3	-	41	81	35	1932-33	6	13	5	-	17	43	53
1933-34	11	11	2	-	24	53	51	1933-34	7	14	3	-	17	58	79
1934-35	17	7	0	-	34	75	56	1934-35	9	9	6	-	24	54	56
1935-36	15	8	1	-	31	47	32	1935-36	7	12	5	-	19	45	51
1936-37	9	11	4	-	22	61	63	1936-37	14	7	3	-	31	59	47
1937-38	18	3	3	-	39	78	36	1937-38	12	8	4	-	28	64	53
1938-39	20	2	2	-	42	91	39	1938-39	16	8	0	-	32	65	37
1939-40	20	3	1	-	41	110	42	1939-40	11	9	4	-	26	60	56
1940-41	15	4	5	-	35	92	53	1940-41	12	4	8	-	32	76	49
1941-42	17	4	3	-	37	97	48	1941-42	8	13	3	-	19	63	70
1942-43	17	3	5	-	39	121	85	1942-43	7	14	4	-	18	74	91
1943-44	15	8	2	-	32	120	112	1943-44	4	18	3	-	11	103	156
1944-45	11	12	2	-	24	100	93	1944-45	5	18	2	-	12	79	126
1945-46	11	5	4	-	26	97	68	1945-46	13	13	4	-	30	70	88
1946-47	18	7	5	-	41	112	74	1946-47	8	16	6	-	22	78	101
1947-48	12	8	10	-	34	85	80	1947-48	11	16	3	-	25	82	88
1948-49	18	10	2	-	38	102	69	1948-49	11	13	6	-	28	76	94
1949-50	15	12	8	-	38	112	98	1949-50	7	20	8	-	22	86	130
1950-51	13	12	10	-	36	102	85	1950-51	9	18	8	-	26	76	112
1951-52	15	12	8	-	38	84	77	1951-52	10	17	8	-	28	78	99
1952-53	19	10	6	-	44	98	76	1952-53	9	19	7	-	25	54	96
1953-54	22	8	5	-	49	99	68	1953-54	10	20	5	-	25	78	113
1954-55	16	10	9	-	41	109	83	1954-55	7	16	12	-	26	60	105
1955-56	14	14	7	-	35	83	84	1955-56	9	20	6	-	24	64	101
1956-57	20	9	6	-	26	113	81	1956-57	14	15	6	-	34	82	93



# YEAR-BY-YEAR HOME & ROAD RECORDS

HOME								ROAD							
Season	W	L	T	OT	PTS	GF	GA	Season	W	L	T	OT	PTS	GF	GA
1957-58	15	14	6	-	36	108	99	1957-58	12	14	9	-	33	91	95
1958-59	21	11	3	-	45	108	97	1958-59	11	18	6	-	28	97	118
1959-60	21	11	3	-	45	135	102	1959-60	7	23	5	-	19	85	139
1960-61	13	17	5	-	31	105	114	1960-61	2	25	8	-	12	71	140
1961-62	9	22	4	-	22	91	139	1961-62	6	25	4	-	16	86	167
1962-63	7	18	10	-	24	103	130	1962-63	7	21	7	-	21	95	151
1963-64	13	15	7	-	33	98	101	1963-64	5	25	5	-	15	72	111
1964-65	12	17	6	-	30	89	106	1964-65	9	26	0	-	18	77	147
1965-66	15	17	3	-	33	99	119	1965-66	6	26	3	-	15	75	156
1966-67	10	21	4	-	24	105	129	1966-67	7	22	6	-	20	77	124
1967-68	22	9	6	-	50	150	98	1967-68	15	18	4	-	34	109	118
1968-69	29	3	6	-	64	182	98	1968-69	13	15	10	-	36	121	123
1969-70	27	3	8	-	62	161	86	1969-70	13	14	11	-	37	116	130
1970-71	33	4	2	-	68	214	101	1970-71	24	10	5	-	53	185	106
1971-72	28	4	7	-	63	177	84	1971-72	26	9	4	-	56	153	120
1972-73	27	10	2	-	56	185	111	1972-73	24	12	3	-	51	145	124
1973-74	33	4	2	-	68	193	95	1973-74	19	13	7	-	45	156	126
1974-75	29	5	6	-	64	211	101	1974-75	11	21	8	-	30	134	144
1975-76	27	5	8	-	62	160	95	1975-76	21	10	9	-	51	153	142
1976-77	27	7	6	-	60	169	118	1976-77	22	16	2	-	46	143	122
1977-78	29	6	5	-	63	180	94	1977-78	22	12	6	-	50	153	124
1978-79	25	10	5	-	55	171	123	1978-79	18	13	9	-	45	145	147
1979-80	27	9	4	-	58	172	111	1979-80	19	12	9	-	47	138	123
1980-81	26	10	4	-	56	182	124	1980-81	11	20	9	-	31	134	148
1981-82	24	12	4	-	52	172	137	1981-82	19	15	6	-	44	151	148
1982-83	28	6	6	-	62	172	100	1982-83	22	14	4	-	48	155	128
1983-84	25	12	3	-	53	169	133	1983-84	24	13	3	-	51	167	128
1984-85	21	15	4	-	46	155	127	1984-85	15	19	6	-	36	148	160
1985-86	24	9	7	-	55	155	118	1985-86	13	22	5	-	31	156	170
1986-87	25	11	4	-	54	174	132	1986-87	14	23	3	-	31	127	144
1987-88	24	13	3	-	51	169	123	1987-88	20	17	3	-	43	131	128
1988-89	17	15	8	-	42	141	135	1988-89	20	14	6	-	46	148	121
1989-90	23	13	4	-	50	148	119	1989-90	23	12	5	-	51	141	113
1990-91	26	9	5	-	57	170	108	1990-91	18	15	7	-	43	129	156
1991-92	23	11	6	-	52	148	122	1991-92	13	21	6	-	32	122	153
1992-93	29	10	3	-	61	171	128	1992-93	22	16	4	-	48	161	140
1993-94	20	14	8	-	48	151	125	1993-94	22	15	5	-	49	138	127
1994-95	15	7	2	-	32	82	55	1994-95	12	11	1	-	25	68	72
1995-96	22	14	5	-	49	147	138	1995-96	18	17	6	-	42	135	131
1996-97	14	20	7	-	35	123	139	1996-97	12	27	2	-	26	111	161
1997-98	19	16	6	-	44	108	94	1997-98	20	14	7	-	47	113	100
1998-99	22	10	9	-	53	112	79	1998-99	17	20	4	-	38	102	102
1999-2000	12	17	11	1	36	99	118	1999-2000	12	16	8	5	37	111	130
2000-01	21	12	5	3	50	125	115	2000-01	15	18	3	5	38	102	134
2001-02	23	11	2	5	53	126	104	2001-02	20	13	4	4	48	110	97
2002-03	23	11	5	2	59	139	107	2002-03	13	20	6	2	34	106	130
2003-04	18	12	9	2	47	94	99	2003-04	23	7	6	5	57	115	89
2004-05	--	--	--	--	--	--	--	2004-05	--	--	--	--	--	--	--
2005-06	16	15	-	10	42	115	125	2005-06	13	22	-	6	32	115	141
2006-07	18	19	-	4	40	110	142	2006-07	17	22	-	2	36	109	147
2007-08	21	16	-	4	46	100	96	2007-08	20	13	-	8	48	112	126
2008-09	29	6	-	6	64	153	97	2008-09	24	13	-	4	52	121	99
2009-10	18	17	-	6	42	102	103	2009-10	21	13	-	7	49	104	97
2010-11	22	13	-	6	50	124	92	2010-11	24	12	-	5	53	122	103
2011-12	24	14	-	3	51	135	92	2011-12	25	15	-	1	51	134	110
2012-13	16	5	-	3	35	71	51	2012-13	12	9	-	3	27	60	58
2013-14	31	7	-	3	65	131	71	2013-14	23	12	-	6	52	130	106
2014-15	24	10	-	7	55	110	92	2014-15	17	17	-	7	41	103	119
2015-16	17	18	-	6	40	111	129	2015-16	25	13	-	3	53	129	101
2016-17	23	17	-	1	47	118	100	2016-17	21	14	-	6	48	116	112
	<b>1,793</b>	<b>932</b>	<b>376</b>	<b>72</b>	<b>4,034</b>	<b>10,991</b>	<b>8,431</b>		<b>1,272</b>	<b>1,397</b>	<b>415</b>	<b>79</b>	<b>3,038</b>	<b>9,197</b>	<b>9,967</b>

# YEAR-BY-YEAR CATEGORY LEADERS

Season	Points		Goals		Assists		Penalty Minutes
1924-25	24	Jimmy Herberts	17	Jimmy Herberts	7	Jimmy Herberts	55 Jimmy Herberts
1925-26	31	Carson Cooper	28	Carson Cooper	5	Sprague Cleghorn	70 Lionel Hitchman
		Jimmy Herberts				Jimmy Herberts	
1926-27	31	Frank Fredrickson	18	Frank Fredrickson	13	Frank Fredrickson	130 Eddie Shore
				Harry Oliver			
1927-28	18	Harry Oliver	13	Harry Oliver	6	Eddie Shore	165 EDDIE SHORE
1928-29	23	Harry Oliver	17	Harry Oliver	8	Bill Carson	96 Eddie Shore
1929-30	73	COONEY WEILAND	43	COONEY WEILAND	31	Dutch Gainor	105 Eddie Shore
1930-31	38	Cooney Weiland	25	Cooney Weiland	16	Eddie Shore	105 Eddie Shore
1931-32	39	Dit Clapper	21	Marty Barry	22	Dit Clapper	80 Eddie Shore
1932-33	37	Marty Barry	24	Marty Barry	27	Eddie Shore	102 Eddie Shore
1933-34	39	Marty Barry	27	Marty Barry	17	Nels Stewart	68 Nels Stewart
1934-35	40	Marty Barry	21	Dit Clapper	26	Eddie Shore	80 Babe Siebert
				Nels Stewart			
1935-36	32	Red Beattie	14	Red Beattie	18	Red Beattie	66 Babe Siebert
1936-37	35	Bill Cowley	18	Charlie Sands	22	Bill Cowley	94 Allen Shields
1937-38	39	Bill Cowley	20	Bobby Bauer	22	Bill Cowley	54 Bill Hollett
1938-39	42	Bill Cowley	26	Roy Conacher	34	Bill Cowley	47 Eddie Shore
1939-40	52	MILT SCHMIDT	22	Milt Schmidt	30	Milt Schmidt	55 Jack Shewchuk
				WOODY DUMART			
1940-41	62	BILL COWLEY	24	Roy Conacher	45	Bill Cowley	61 Des Smith
1941-42	37	Roy Conacher	24	Roy Conacher	23	Bill Cowley	70 Des Smith
1942-43	72	Bill Cowley	27	Bill Cowley	45	Bill Cowley	67 Murph Chamberlain
1943-44	82	HERB CAIN	36	Herb Cain	46	Herb Cain	75 Pat Egan
1944-45	65	Bill Cowley	32	Herb Cain	40	Bill Cowley	86 PAT EGAN
1945-46	40	Don Gallinger	22	Woody Dumart	23	Don Gallinger	62 Bep Guidolin
1946-47	62	Milt Schmidt	30	Bobby Bauer	35	Milt Schmidt	89 Pat Egan
1947-48	40	Grant Warwick	23	Grant Warwick	21	Don Gallinger	81 Pat Egan
				Pete Babando			
1948-49	49	Paul Ronty	22	John Peirson	29	Paul Ronty	92 Pat Egan
1949-50	59	Paul Ronty	27	John Peirson	36	Paul Ronty	122 Ferny Flaman
1950-51	61	Milt Schmidt	22	Milt Schmidt	39	Milt Schmidt	119 Bill Ezinicki
1951-52	50	Milt Schmidt	21	Milt Schmidt	30	John Peirson	127 GUS KYLE
				John Peirson			
1952-53	44	Fleming Mackell	27	Fleming Mackell	23	Milt Schmidt	69 Leo Labine
1953-54	47	Fleming Mackell	21	John Peirson	32	Fleming Mackell	81 Bob Armstrong
		Ed Sandford					
1954-55	42	Leo Labine	24	Leo Labine	24	Fleming Mackell	150 FERNY FLAMAN
		Don McKenney					
1955-56	37	Vic Stasiuk	19	Vic Stasiuk	24	Don McKenney	122 Bob Armstrong
1956-57	60	Don McKenney	31	Real Chevrefils	39	Don McKenney	128 Leo Labine
1957-58	66	Bronco Horvath	30	Bronco Horvath	40	Fleming Mackell	72 Fleming Mackell
1958-59	62	Don McKenney	32	Don McKenney	36	John Bucyk	101 Ferny Flaman
1959-60	80	Bronco Horvath	39	BRONCO HORVATH	49	Don McKenney	121 Vic Stasiuk
1960-61	50	Jerry Toppazzini	26	Don McKenney	35	Jerry Toppazzini	95 Jimmy Bartlett
1961-62	60	John Bucyk	22	Don McKenney	40	John Bucyk	116 Ted Green
1962-63	66	John Bucyk	27	John Bucyk	40	Murray Oliver	117 Ted Green
1963-64	69	Murray Oliver	24	Murray Oliver	44	Murray Oliver	145 Ted Green
1964-65	55	John Bucyk	26	John Bucyk	29	John Bucyk	156 Ted Green
1965-66	60	Murray Oliver	27	John Bucyk	42	Murray Oliver	113 Ted Green
1966-67	48	John Bucyk	20	Pit Martin	30	John Bucyk	112 Gilles Marotte
1967-68	84	Phil Esposito	35	Phil Esposito	49	Phil Esposito	150 Don Awrey
1968-69	126	PHIL ESPOSITO	49	Phil Esposito	77	Phil Esposito	146 Derek Sanderson
1969-70	120	BOBBY ORR	43	PHIL ESPOSITO	87	BOBBY ORR	125 Bobby Orr
1970-71	152	PHIL ESPOSITO	76	PHIL ESPOSITO	102	BOBBY ORR	141 Don Awrey
1971-72	133	PHIL ESPOSITO	66	PHIL ESPOSITO	80	Bobby Orr	132 Dallas Smith
1972-73	130	PHIL ESPOSITO	55	PHIL ESPOSITO	75	Phil Esposito	127 Carol Vadnais
1973-74	145	PHIL ESPOSITO	68	PHIL ESPOSITO	90	BOBBY ORR	123 Carol Vadnais
1974-75	135	BOBBY ORR	61	PHIL ESPOSITO	89	Bobby Orr	146 Terry O'Reilly
1975-76	105	Jean Ratelle	36	John Bucyk	59	Jean Ratelle	150 Terry O'Reilly
1976-77	94	Jean Ratelle	38	Peter McNab	61	Jean Ratelle	166 Mike Milbury
1977-78	90	Terry O'Reilly	41	Peter McNab	61	Terry O'Reilly	211 Terry O'Reilly
1978-79	86	Rick Middleton	38	Rick Middleton	51	Terry O'Reilly	205 Terry O'Reilly
1979-80	92	Rick Middleton	40	Rick Middleton	52	Rick Middleton	265 Terry O'Reilly
				Peter McNab			
1980-81	103	Rick Middleton	44	Rick Middleton	59	Rick Middleton	223 Terry O'Reilly
1981-82	94	Rick Middleton	51	Rick Middleton	49	Ray Bourque	213 Terry O'Reilly
1982-83	107	Barry Pederson	49	Rick Middleton	61	Barry Pederson	216 Mike Milbury
1983-84	116	Barry Pederson	47	Rick Middleton	77	Barry Pederson	159 Mike Milbury
1984-85	86	Ray Bourque	33	Charlie Simmer	66	Ray Bourque	263 John Blum
1985-86	84	Keith Crowder	38	Keith Crowder	58	Ken Linseman	207 Nevin Markwart
						Ray Bourque	
1986-87	95	Ray Bourque	36	Cam Neely	72	Ray Bourque	225 Nevin Markwart

Note -- All CAPS indicates player led league in that category

# YEAR-BY-YEAR CATEGORY LEADERS

Season	Points		Goals		Assists		Penalty Minutes	
1987-88	81	Ray Bourque	42	Cam Neely	64	Ray Bourque	304	Jay Miller
1988-89	75	Cam Neely	37	Cam Neely	46	Craig Janney	218	Lyndon Byers
1989-90	92	Cam Neely	55	Cam Neely	65	Ray Bourque	159	Lyndon Byers
1990-91	94	Ray Bourque	51	Cam Neely	73	Ray Bourque	277	Chris Nilan
1991-92	81	Ray Bourque	39	Vladimir Ruzicka	60	Ray Bourque	147	Steve Leach
1992-93	142	Adam Oates	45	Adam Oates	97	ADAM OATES	191	Brent Hughes
1993-94	112	Adam Oates	50	Cam Neely	80	Adam Oates	152	Glen Featherstone
1994-95	53	Adam Oates	27	Cam Neely	41	Adam Oates	139	Brent Hughes
1995-96	92	Adam Oates	29	Rick Tocchet	67	Adam Oates	181	Rick Tocchet
1996-97	76	Jozef Stumpel	25	Ted Donato	55	Jozef Stumpel	197	Jeff Odgers
1997-98	83	Jason Allison	33	Jason Allison	50	Jason Allison	199	Ken Baumgartner
1998-99	76	Jason Allison	29	Dmitri Khristich	53	Jason Allison	152	Ken Belanger
1999-2000	60	Joe Thornton	23	Joe Thornton	37	Joe Thornton	82	Joe Thornton
2000-01	95	Jason Allison	40	Bill Guerin	59	Jason Allison	229	Andrei Nazarov
2001-02	71	Glen Murray	41	Glen Murray	50	Jozef Stumpel	174	Sean Brown
				Bill Guerin				
2002-03	101	Joe Thornton	44	Glen Murray	65	Joe Thornton	161	Krzysztof Oliwa
2003-04	73	Joe Thornton	32	Glen Murray	50	Joe Thornton	132	Doug Doull
2004-05	--	--	--	--	--	--	--	--
2005-06	73	Patrice Bergeron	31	Patrice Bergeron	43	Brad Boyes	124	Hal Gill
2006-07	96	Marc Savard	28	Glen Murray	74	Marc Savard	124	Andrew Alberts
2007-08	78	Marc Savard	27	Marco Sturm	63	Marc Savard	114	Zdeno Chara
2008-09	88	Marc Savard	36	Phil Kessel	63	Marc Savard	143	Steve Montador
2009-10	52	Patrice Bergeron	22	Marco Sturm	37	Zdeno Chara	141	Shawn Thornton
		David Krejci						
2010-11	62	Milan Lucic	30	Milan Lucic	49	David Krejci	122	Shawn Thornton
		David Krejci						
2011-12	67	Tyler Seguin	29	Tyler Seguin	42	Patrice Bergeron	154	Shawn Thornton
2012-13	36	Brad Marchand	18	Brad Marchand	23	David Krejci	75	Milan Lucic
2013-14	69	David Krejci	30	Patrice Bergeron	50	David Krejci	91	Milan Lucic
				Jarome Iginla				
2014-15	55	Patrice Bergeron	24	Brad Marchand	32	Patrice Bergeron	95	Brad Marchand
					Doug Hamilton			
2015-16	68	Patrice Bergeron	37	Brad Marchand	46	David Krejci	90	Brad Marchand
2016-17	85	Brad Marchand	39	Brad Marchand	46	Brad Marchand	81	Brad Marchand

Note -- All CAPS indicates player led league in that category

## 50-GOAL, 100-POINT SEASONS & LONGEST STREAKS

### 50-GOAL SCORERS

Goals	Player	Season
76	Phil Esposito	1970-71
68	Phil Esposito	1973-74
66	Phil Esposito	1971-72
61	Phil Esposito	1974-75
55	Phil Esposito	1972-73
55	Cam Neely	1989-90
51	John Bucyk	1970-71
51	Rick Middleton	1981-82
51	Cam Neely	1990-91
50	Ken R. Hodge	1973-74
50	Cam Neely	1993-94



Phil Esposito has more 50-goal (five) and 100-point (six) seasons than any other Bruin in team history.

### 100-POINT SEASONS

Points	Player	Season
152	Phil Esposito	1970-71
145	Phil Esposito	1973-74
142	Adam Oates	1992-93
139	Bobby Orr	1970-71
135	Bobby Orr	1974-75
133	Phil Esposito	1971-72
130	Phil Esposito	1972-73
127	Phil Esposito	1974-75
126	Phil Esposito	1968-69
122	Bobby Orr	1973-74
120	Bobby Orr	1969-70
117	Bobby Orr	1971-72
116	John Bucyk	1970-71
116	Barry Pederson	1983-84
112	Adam Oates	1993-94
107	Barry Pederson	1982-83
105	Ken R. Hodge	1970-71
105	Ken R. Hodge	1973-74
105	Jean Ratelle	1975-76
105	Rick Middleton	1983-84
103	Rick Middleton	1980-81
102	Joe Juneau	1992-93
101	Bobby Orr	1972-73
101	Joe Thornton	2002-03

### LONGEST GOAL STREAKS

Games	Player	Season	Goals
9	Phil Esposito	1970-71	14
8	Cam Neely	1990-91	9
8	Cam Neely	1989-90	9
7	Brad Marchand	2015-16	8
7	Patrice Bergeron	2013-14	8
7	Geoff Courtnall	1985-86	7
7	Mike O'Connell	1983-84	7
7	Barry Pederson	1981-82	8
7	Ken R. Hodge	1973-74	8
7	John Bucyk	1965-66	7

### LONGEST POINT STREAKS

Games	Player	Season	G	A
22	Bronco Horvath	1959-60	17	18
21	Adam Oates	1992-93	9	30
20	Adam Oates	1996-97	7	21
19	Ray Bourque	1987-88	6	21
18	Phil Kessel	2008-09	14	14
17	Ray Bourque	1984-85	4	24
16	Rick Middleton	1983-84	13	13
15	Ken Linseman	1985-86	4	20
15	Bobby Orr	1973-74	8	15
15	Phil Esposito	1973-74	19	15
15	Bobby Orr	1970-71	10	23



# BEST & WORSTS

## 1. Longest Winning Streak

16-17	6	6-0-0	11-12	10	10-0-0	06-07	4	2x	4-0-0	Five Longest	29-30	14	14-0-0-0
15-16	5	5-0-0	10-11	7	7-0-0	05-06	3	2x	3-0-0		70-71	13	13-0-0-0
14-15	5	4x 5-0-0	09-10	4	2x 4-0-0	04-05	-		-		13-14	12	12-0-0-0
13-14	12	12-0-0	08-09	10	10-0-0	03-04	6		6-0-0-0		29-30	11	11-0-0-0
12-13	6	6-0-0	07-08	6	6-0-0-0	02-03	5		5-0-0-0		11-12	10	4x 10-0-0-0

## 2. Longest Unbeaten Streak

16-17	6	6-0-0	11-12	10	10-0-0	06-07	4	2x	4-0-0	Five Longest	40-41	23	15-0-8-0
15-16	5	5-0-0	10-11	7	7-0-0	05-06	3	2x	3-0-0		68-69	18	13-0-5-0
14-15	5	5-0-0	09-10	4	2x 4-0-0	04-05	-		-		82-83	17	15-0-2-0
13-14	12	12-0-0	08-09	10	10-0-0	03-04	7		6-0-1-0		77-78	17	15-0-2-0
12-13	6	6-0-0	07-08	6	6-0-0	02-03	8		6-0-2-0		29-30	17	16-0-1-0

## 3. Longest Point Streak (includes overtime loss point)

16-17	7	6-0-1	11-12	15	14-0-1	06-07	5		4-0-1	Five Longest	40-41	23	15-0-8-0
15-16	8	6-0-2	10-11	8	7-0-1	05-06	9		4-0-5		68-69	18	13-0-5-0
14-15	9	6-0-3	09-10	7	6-0-1	04-05	-		-		82-83	17	15-0-2-0
13-14	16	15-0-1	08-09	10	2x 10-0-0	03-04	12		8-0-2-2		77-78	17	15-0-2-0
12-13	6	2x 6-0-0	07-08	8	7-0-1	02-03	8		6-0-2-0		29-30	17	16-0-1-0

## 4. Longest Losing Streak

16-17	4	0-4-0	11-12	4	0-4-0	06-07	6		0-6-0	Five Longest	24-25	11	0-11-0-0
15-16	5	0-5-0	10-11	4	0-2-2	05-06	6	2x	0-5-1		09-10	10	0-6-0-4
14-15	6	2x 0-3-3	09-10	10	0-6-4	04-05	-		-		55-56	8	0-8-0-0
13-14	2	7x 0-0-2	08-09	4	0-2-2	03-04	3	2x	0-3-0-0		96-97	7	4x 0-7-0-0
12-13	4	0-3-1	07-08	6	0-5-1	02-03	5	2x	0-5-0-0				

## 5. Longest Winless Streak

16-17	4	0-4-0	11-12	4	0-4-0	06-07	6		0-6-0	Five Longest	61-62	20	0-16-4-0
15-16	5	0-5-0	10-11	4	0-2-2	05-06	6	2x	0-5-1		62-63	16	0-10-6-0
14-15	6	2x 0-3-3	09-10	10	0-6-4	04-05	-		-		65-66	12	0-11-1-0
13-14	2	7x 0-0-2	08-09	4	0-2-2	03-04	6		0-4-2-0		63-64	11	3x 0-10-1-0
12-13	4	0-3-1	07-08	6	0-5-1	02-03	9		0-5-3-1		09-10	10	0-6-0-4

## 6. Longest Winning Streak, Home

16-17	4	2x 4-0-0	11-12	6	6-0-0	06-07	3		3-0-0	Five Longest	29-30	20	20-0-0-0
15-16	3	3-0-0	10-11	3	2x 3-0-0	05-06	2	4x	2-0-0		70-71	19	19-0-0-0
14-15	6	6-0-0	09-10	4	4-0-0	04-05	-		-		75-76	16	16-0-0-0
13-14	8	8-0-0	08-09	14	14-0-0	03-04	4	2x	4-0-0-0		73-74	15	15-0-0-0
12-13	5	5-0-0	07-08	3	5x 3-0-0	02-03	8		8-0-0-0		08-09	14	14-0-0-0

## 7. Longest Unbeaten Streak, Home

16-17	4	2x 4-0-0	11-12	6	6-0-0	06-07	3		3-0-0	Five Longest	70-71	27	26-0-1-0
15-16	3	3-0-0	10-11	3	2x 3-0-0	05-06	2	4x	2-0-0		71-72	24	20-0-4-0
14-15	6	6-0-0	09-10	4	4-0-0	04-05	-		-		82-83	23	20-0-3-0
13-14	8	8-0-0	08-09	14	14-0-0	03-04	6		5-0-1-0		73-74	21	19-0-2-0
12-13	5	5-0-0	07-08	3	5x 3-0-0	02-03	8		8-0-0-0		75-76	20	3x 16-0-4-0

## 8. Longest Point Streak, Home (includes overtime loss point)

16-17	5	4-0-1	11-12	9	8-0-1	06-07	4		3-0-1	Five Longest	70-71	27	26-0-1-0
15-16	5	3-0-2	10-11	5	3x 4-0-1	05-06	8		4-0-4		71-72	24	20-0-4-0
14-15	10	7-0-3	09-10	5	2x 4-0-1	04-05	-		-		82-83	23	20-0-3-0
13-14	15	13-0-2	08-09	14	14-0-0	03-04	6	2x	5-0-1-0		73-74	21	19-0-2-0
12-13	9	8-0-1	07-08	4	2x 3-0-1	02-03	8		8-0-0-0		75-76	20	3x 16-0-4-0

## 9. Longest Losing Streak, Home

16-17	3	2x 0-3-0	11-12	2	5x 0-1-1	06-07	5		0-4-1	Five Longest	24-25	11	0-11-0-0
15-16	4	0-3-1	10-11	3	0-2-1	05-06	4		0-4-4		09-10	10	0-7-0-3
14-15	3	0-3-0	09-10	10	0-7-3	04-05	-		-		06-07	5	6x 0-4-1-0
13-14	2	0-2-0	08-09	3	0-2-1	03-04	2	3x	0-1-0-1				
12-13	3	0-2-1	07-08	4	0-4-0	02-03	2	3x	0-1-0-1				

## 10. Longest Winless Streak, Home

16-17	3	2x 0-3-0	11-12	2	5x 0-1-1	06-07	5		0-4-1	Five Longest	24-25	11	0-11-0-0
15-16	4	0-3-1	10-11	3	0-2-1	05-06	4		0-4-0		09-10	10	0-7-0-3
14-15	3	0-3-0	09-10	10	0-7-3	04-05	-		-		03-04	9	5x 0-5-4-0
13-14	2	0-2-0	08-09	3	0-2-1	03-04	9		0-5-4-0				
12-13	3	0-2-1	07-08	4	0-4-0	02-03	4		0-2-1-1				

Notes - In cases of multiple streaks of the same length, record shown is last such streak. Records shown are W-L-T through 1998-99; W-L-T-OL from 1999-00 through 2003-04; and W-L-OL from 2005-06 to present. The 2004-05 season was cancelled due to lockout. All Five Longest records are W-L-T-OL.

## BEST & WORSTS

### 11. Longest Winning Streak, Road

16-17	3	3-0-0	11-12	6	6-0-0	06-07	4	2x	4-0-0	13-14	9	9-0-0-0
15-16	6	6-0-0	10-11	6	6-0-0	05-06	5		5-0-0	92-93	8	8-0-0-0
14-15	4	4-0-0	09-10	5	5-0-0	04-05	-		-	71-72	8	8-0-0-0
13-14	9	9-0-0	08-09	7	7-0-0	03-04	6		6-0-0-0			
12-13	4	2x	07-08	3	3x	02-03	3		3-0-0-0			

## 12. Longest Unbeaten Streak, Road

16-17	3		3-0-0	11-12	6	6-0-0	06-07	4	2x	4-0-0	40-41	15	9-0-6-0
15-16	6		6-0-0	10-11	6	6-0-0	05-06	5		5-0-0	75-76	14	10-0-4-0
14-15	4		4-0-0	09-10	5	5-0-0	04-05	-		-	68-69	13	6-0-7-0
13-14	9		9-0-0	08-09	7	7-0-0	03-04	7		6-0-1-0	13-14	9	9-0-0-0
12-13	4	2x	4-0-0	07-08	3	3x 3-0-0	02-03	6		5-0-1-0	73-74	9	7-0-2-0

**13. Longest Point Streak, Road (includes overtime loss point)**

16-17	7	3-0-4	11-12	6	6-0-0	06-07	4	2x	4-0-0	13-14	16	13-0-0-3
15-16	8	6-0-2	10-11	9	6-0-3	05-06	5		5-0-0	40-41	15	9-0-6-0
14-15	6	4-0-2	09-10	6	5-0-1	04-05	-		-	75-76	14	10-0-4-0
13-14	16	13-0-3	08-09	7	7-0-0	03-04	11		6-0-3-2	68-69	13	6-0-7-0
12-13	6	5-0-1	07-08	7	6-0-1	02-03	9		6-0-2-1	03-04	11	6-0-3-2

#### 14. Longest Losing Streak, Road

16-17	3	2x	0-2-1	11-12	4	0-4-0	06-07	7	0-7-0	64-65	14	0-14-0-0
15-16	4		0-4-0	10-11	3	0-2-1	05-06	11	0-9-2	65-66	12	0-12-0-0
14-15	5		0-3-2	09-10	4	0-2-2	04-05	-	-	05-06	11	0-9-0-2
13-14	5		0-2-3	08-09	5	0-5-0	03-04	3	0-1-0-2	00-01	8	3x 0-8-0-0
12-13	3	2x	0-2-1	07-08	5	0-2-3	02-03	5	0-5-0-0			

### 15. Longest Winless Streak, Road

16-17	3	2x	0-2-1	11-12	4	0-4-0	06-07	7	0-7-0	66-67	14	0-11-3-0
15-16	4		0-4-0	10-11	3	0-2-1	05-06	11	0-9-2	64-65	14	0-14-0-0
14-15	5		0-3-2	09-10	4	0-2-2	04-05	-	-	63-64	14	0-10-4-0
13-14	5		0-2-3	08-09	5	0-5-0	03-04	3	0-1-2-0	60-61	13	0-11-2-0
12-13	3	2x	0-2-1	07-08	5	0-2-3	02-03	6	0-4-2-0	55-56	13	0-10-3-0

Notes - In cases of multiple streaks of the same length, record shown is last such streak. Records shown are W-L-T through 1998-99; W-L-T-OL from 1999-00 through 2003-04; and W-L-OT from 2005-06 to present. The 2004-05 season was cancelled due to lockout. All Five Longest records are W-L-T-OL.

## 16. Most Goals in a Period

GF						GA						GF						GA						GF						GA														
1			2			3			1			2			3			1			2			3			1			2			3			1			2			3		
16-17	4	4	4	4	4	4	4	3	11-12	4	4	4	4	4	3	3	06-07	1	2	3	3	1	2	3	01-02	4	4	3	4	4	3	1	2	3										
15-16	4	3	4	4	3	4	5	10-11	4	4	5	3	4	3	05-06	3	4	3	3	3	4	00-01	4	3	4	4	3	4	3	4	3													
14-15	3	4	4	4	3	4	3	09-10	4	3	3	3	4	4	04-05	-	-	-	-	-	-	99-00	4	4	3	4	6	4																
13-14	3	3	4	2	3	3	08-09	4	4	5	4	4	4	03-04	4	3	4	3	3	4	98-99	3	3	5	4	4	3																	
12-13	3	4	3	2	3	4	07-08	3	3	4	6	4	3	02-03	4	4	4	4	4	4	97-98	4	3	3	4	4	2																	

## 17. Total & Average Attendance

16-17	720,165	17,565	11-12	720,165	17,565	06-07	605,352	14,765	01-02	631,456	15,401
15-16	769,846	18,777	10-11	717,899	17,510	05-06	664,673	16,212	00-01	632,746	15,433
14-15	720,165	17,565	09-10	733,655	17,894	04-05	-	-	99-00	669,237	16,323
13-14	720,165	17,565	08-09	698,638	17,040	03-04	630,469	15,377	98-99	668,020	16,293
12-13	421,560	17,565	07-08	630,770	15,385	02-03	616,197	15,029	97-98	619,191	15,102

Notes - 1994-95 and 2012-13 seasons had 24 home games; all other seasons had 41 home games. The 2004-05 season was cancelled due to lockout. All seasons listed are in TD Garden (capacity 17,565). 2009-10 season includes 38,112 total from Winter Classic home game at Fenway Park. 2010-11 season includes 15,299 total from Compuware Premiere home game at O2 Arena in Prague, Czech Republic. 2015-16 season includes 67,246 total from Winter Classic home game at Gillette Stadium.

## 18. Power Play

	GF-Adv	%age	Rk		GF-Adv	%age	Rk		GF-Adv	%age	Rk		GF-Adv	%age	Rk
16-17	53-244	21.7	7	11-12	43-250	17.2	15	06-07	71-412	17.2	19	01-02	39-293	13.8	26
15-16	48-234	20.5	7	10-11	43-265	16.2	20	05-06	62-418	14.8	25	00-01	64-390	16.4	15
14-15	38-213	17.8	18	09-10	44-265	16.6	23	04-05	-	-	-	99-00	51-355	14.4	22
13-14	50-230	21.7	3	08-09	74-313	23.6	4	03-04	48-300	16.0	17	98-99	65-368	17.7	8
12-13	18-122	14.8	26	07-08	56-319	17.6	16	02-03	59-325	18.2	8	97-98	62-359	17.3	8

# BEST & WORSTS

## 19. Penalty Killing

	GA-TS	%age	Rk		GA-TS	%age	Rk		GA-TS	%age	Rk		GA-TS	%age	Rk
16-17	38-265	85.7	1	11-12	43-260	83.5	11	06-07	81-442	81.7	19	01-02	45-349	87.1	1
15-16	48-270	82.2	11	10-11	46-265	82.6	16	05-06	78-479	83.7	12	00-01	65-377	82.8	18
14-15	44-244	82.0	12	09-10	37-272	86.4	3	04-05	-	-	-	99-00	55-268	79.5	27
13-14	43-263	83.6	8	08-09	54-306	82.4	12	03-04	55-335	83.6	17	98-99	33-305	89.2	1
12-13	21-163	87.1	4	07-08	71-332	78.6	28	02-03	65-375	82.7	18	97-98	44-285	84.6	15

## 20. Shorthanded Goals

	GF	GA		GF	GA		GF	GA		GF	GA
16-17	10	6	11-12	8	1	06-07	8	18	01-02	14	5
15-16	9	4	10-11	11	5	05-06	9	10	00-01	8	7
14-15	8	3	09-10	6	4	04-05	-	-	99-00	0	4
13-14	9	6	08-09	8	7	03-04	7	13	98-99	3	9
12-13	5	2	07-08	9	6	02-03	10	11	97-98	5	3

## 21. Penalty Minutes

	PIM	Bench	Avg		PIM	Bench	Avg		PIM	Bench	Avg		PIM	Bench	Avg
16-17	831	14	10.1	11-12	1101	8	13.4	06-07	1256	24	15.3	01-02	1454	12	17.7
15-16	933	14	11.4	10-11	1115	10	13.6	05-06	1162	12	14.3	00-01	1325	18	16.2
14-15	778	14	9.5	09-10	929	24	11.6	04-05	-	-	-	99-00	865	6	10.5
13-14	886	10	10.8	08-09	1016	12	12.5	03-04	1208	22	14.7	98-99	1182	6	14.4
12-13	584	14	12.2	07-08	1069	18	13.0	02-03	1370	24	16.7	97-98	1117	12	13.6

## 22. Recent 0-0 Games

Date	Opponent	Date	Opponent	Date	Opponent	Date	Opponent
Nov. 12, 2009	vs. Florida*	Oct. 20, 2007	vs. NY Rangers*	Jan. 13, 2000	vs. Buffalo	Nov. 7, 1998	at Pittsburgh
Mar. 9, 2008	at NY Rangers*	Feb. 24, 2004	at NY Islanders	Jan. 31, 1999	vs. Carolina	Jan. 1, 1998	vs. Ottawa

\* -- Games were 0-0 following regulation and overtime period. Games were decided by shootout.

## 23. Recent Penalty-Free Games

Date	Score	Date	Score	Date	Score	Date	Score
Jan. 21, 2016	Van 4 at Bos 2	Mar. 6, 2014	Wsh 0 at Bos 3	Mar. 28, 2001	Bos 3 at Tor 0	Feb. 21, 1978	Bos 3 at Col 2

## 24. Neutral Site Game Results

Date	Score	Location	Date	Score	Location
Feb. 8, 1993	Bos 0 vs Pit 4	at Atlanta, GA	Jan. 1, 2010	Bos 2 vs Phi 1	at Fenway Park, Boston MA
Mar. 16, 1993	Bos 3 vs NJ 1	at Providence, RI	Oct. 9, 2010	Bos 2 vs Phx 5	at Prague, Czech Republic
Dec. 31, 1993	Bos 3 vs Phi 4	at Minneapolis, MN	Oct. 10, 2010	Bos 3 vs Phx 0	at Prague, Czech Republic
Apr. 3, 1994	Bos 2 vs Pit 6	at Cleveland, OH	Jan. 1, 2016	Bos 1 vs Mtl 5	at Gillette Stadium, Foxborough MA

## DID YOU KNOW?

The 2003-04 season was the last NHL season in which games could end in a 0-0 tie. From the 2005-06 season forward, games that are tied after regulation and overtime are decided by a shootout format. The Bruins have had three games since 2005-06 that ended in 0-0 ties after 65 minutes of play but ended with 1-0 shootout decisions.

In the 1992-93 and 1993-94 seasons, the NHL played an 84-game schedule. Teams played 41 games each on their home ice and on the road, while two games in each of those seasons were played at neutral sites. One each of those games was deemed a 'home' and 'road' game for records purposes.

The Bruins have played two outdoor games in their history. The first was on January 1, 2010 in the NHL Winter Classic game in Boston's Fenway Park. The second came on January 1, 2016 when they hosted the Montreal Canadiens in the NHL Winter Classic game at Gillette Stadium in Foxborough, MA.



# BEST & WORSTS

## MOST DECISIVE VICTORIES

### 11-Goal Decisions

Jan. 21, 1945	New York Rangers	3	at	Boston Bruins	14
Jan. 18, 1964	Boston Bruins	11	at	Toronto Maple Leafs	0
Dec. 14, 1974	Washington Capitals	1	at	Boston Bruins	12

### 10-Goal Decisions

Mar. 12, 1929	Chicago Blackhawks	1	at	Boston Bruins	11
Feb. 21, 1933	Montreal Canadiens	0	at	Boston Bruins	10
Jan. 2, 1944	Boston Bruins	13	at	New York Rangers	3
Dec. 20, 1979	Toronto Maple Leafs	0	at	Boston Bruins	10

### 9-Goal Decisions

Feb. 12, 1947	New York Rangers	1	at	Boston Bruins	10
Jan. 24, 1953	New York Rangers	0	at	Boston Bruins	9
Feb. 27, 1969	Boston Bruins	9	at	Oakland Seals	0
Nov. 14, 1971	Los Angeles Kings	2	at	Boston Bruins	11
Nov. 7, 1981	Boston Bruins	10	at	Quebec Nordiques	1
Dec. 22, 1987	Buffalo Sabres	0	at	Boston Bruins	9
Jan. 5, 2012	Calgary Flames	0	at	Boston Bruins	9

## MOST DECISIVE DEFEATS

### 9-Goal Decisions

Dec. 22, 1924	Toronto Maple Leafs	10	at	Boston Bruins	1
Nov. 21, 1943	Boston Bruins	4	at	Montreal Canadiens	13
Jan. 8, 1944	Boston Bruins	3	at	Toronto Maple Leafs	12
Dec. 11, 1952	Detroit Red Wings	10	at	Boston Bruins	1
Dec. 4, 1965	Chicago Blackhawks	10	at	Boston Bruins	1
Mar. 15, 1967	Boston Bruins	2	at	Montreal Canadiens	11
Feb. 23, 1969	Boston Bruins	0	at	New York Rangers	9
Mar. 9, 1976	Boston Bruins	0	at	Atlanta Flames	9

### 8-Goal Decisions

18x - Last each home / road:

Jan. 4, 2007	Toronto Maple Leafs	10	at	Boston Bruins	2
Mar. 3, 2008	Boston Bruins	2	at	Washington Capitals	10

## BEST RECORDS BY GAME

Gm	Pts	#	Last Time ...	Gm	Pts	#	Last Time ...
1	2	39x	16-17 1-0-0	43	75		29-30 37-5-1
2	4	20x	13-14 2-0-0	44	77		29-30 38-5-1
3	6	12x	01-02 3-0-0	45	70		08-09 33-8-4
4	8	6x	90-91 4-0-0	46	71	2x	08-09 33-8-5
5	10		37-38 5-0-0	47	73		08-09 34-8-5
6	12		37-38 6-0-0	48	75		08-09 35-8-5
7	13	2x	69-70 6-0-1	49	76	3x	08-09 35-8-6
8	14		37-38 6-0-2	50	78	3x	08-09 36-8-6
9	15	2x	92-93 7-1-1	51	80	3x	08-09 37-8-6
10	16	4x	78-79 7-1-2	52	82	2x	08-09 38-8-6
11	18	4x	12-13 8-1-2	53	84		08-09 39-8-6
12	20		29-30 10-2-0	54	85	2x	08-09 39-8-7
13	22		29-30 11-2-0	55	87		70-71 40-8-7
14	24		29-30 12-2-0	56	87	3x	73-74 40-9-7
15	26		29-30 13-2-0	57	89	3x	73-74 41-9-7
16	28		29-30 14-2-0	58	91		71-72 41-8-9
17	30		29-30 15-2-0	59	93		71-72 42-8-9
18	32		29-30 16-2-0	60	95		71-72 43-8-9
19	34		29-30 17-2-0	61	97		71-72 44-8-9
20	36		29-30 18-2-0	62	99		71-72 45-8-9
21	38		29-30 19-2-0	63	101		71-72 46-8-9
22	38		29-30 19-3-0	64	103		71-72 47-8-9
23	40		29-30 20-3-0	65	105		71-72 48-8-9
24	40		29-30 20-4-0	66	105	2x	71-72 48-9-9
25	42		29-30 21-4-0	67	107	2x	71-72 49-9-9
26	44		29-30 22-4-0	68	109		70-71 51-10-7
27	46		29-30 23-4-0	69	111		70-71 52-10-7
28	48		29-30 24-4-0	70	113		70-71 53-10-7
29	50		29-30 25-4-0	71	115		70-71 54-10-7
30	51		29-30 25-4-1	72	115		70-71 54-11-7
31	53		29-30 26-4-1	73	115	2x	71-72 52-10-11
32	55		29-30 27-4-1	74	117		71-72 53-10-11
33	57		29-30 28-4-1	75	117		71-72 53-11-11
34	59		29-30 29-4-1	76	117	2x	71-72 53-12-11
35	61		29-30 30-4-1	77	119		70-71 56-14-7
36	63		29-30 31-4-1	78	121		70-71 57-14-7
37	65		29-30 32-4-1	79	113		77-78 51-17-11
38	67		29-30 33-4-1	80	115		13-14 53-18-9
39	69		29-30 34-4-1	81	117		13-14 54-18-9
40	71		29-30 35-4-1	82	117		13-14 54-19-9
41	73		29-30 36-4-1	83	107		92-93 50-26-7
42	73		29-30 36-5-1	84	109		92-93 51-26-7

## WORST RECORDS BY GAME

Gm	Pts	#	Last Time ...	Gm	Pts	#	Last Time ...
1	0	37x	15-16 0-1-0	43	24	2x	64-65 10-29-4
2	0	13x	15-16 0-2-0	44	26	4x	65-66 11-29-4
3	0	8x	15-16 0-3-0	45	26	2x	64-65 11-30-4
4	0	2x	64-65 0-4-0	46	26		64-65 11-31-4
5	1	4x	65-66 0-4-1	47	26		64-65 11-32-4
6	1	3x	64-65 0-5-1	48	26		64-65 11-33-4
7	1	2x	64-65 0-6-1	49	28	2x	64-65 12-33-4
8	1	2x	64-65 0-7-1	50	28		61-62 12-34-4
9	1		64-65 0-8-1	51	28		61-62 12-35-4
10	2		24-25 1-9-0	52	29		61-62 12-35-5
11	2		24-25 1-10-0	53	29		61-62 12-36-5
12	2		24-25 1-11-0	54	30		61-62 12-36-6
13	4		24-25 2-11-0	55	30		61-62 12-37-6
14	4		24-25 2-12-0	56	30		61-62 12-38-6
15	4		24-25 2-13-0	57	30		61-62 12-39-6
16	4		24-25 2-14-0	58	30		61-62 12-40-6
17	4		24-25 2-15-0	59	30		61-62 12-41-6
18	4		24-25 2-16-0	60	30		61-62 12-42-6
19	4		24-25 2-17-0	61	31		61-62 12-42-7
20	4		24-25 2-18-0	62	31		61-62 12-43-7
21	6		24-25 3-18-0	63	31		61-62 12-44-7
22	6		24-25 3-19-0	64	31		61-62 12-45-7
23	6		24-25 3-20-0	65	31		61-62 12-46-7
24	6		24-25 3-21-0	66	32		61-62 12-46-8
25	6		24-25 3-22-0	67	34		61-62 13-46-8
26	8		24-25 4-22-0	68	36		61-62 14-46-8
27	8		24-25 4-23-0	69	36		61-62 14-47-8
28	10		24-25 5-23-0	70	38		61-62 15-47-8
29	12		24-25 6-23-0	71	57		96-97 24-38-9
30	12		24-25 6-24-0	72	57		96-97 24-39-9
31	14		61-62 5-22-4	73	57		96-97 24-40-9
32	15		65-66 6-23-3	74	57		96-97 24-41-9
33	15		65-66 6-24-3	75	57		96-97 24-42-9
34	17		65-66 7-24-3	76	57		96-97 24-43-9
35	18		65-66 7-24-4	77	57		96-97 24-44-9
36	18		65-66 7-25-4	78	59		96-97 25-44-9
37	18		65-66 7-26-4	79	59		96-97 25-45-9
38	20		65-66 8-26-4	80	59		96-97 25-46-9
39	22	2x	65-66 9-26-4	81	59		96-97 25-47-9
40	22		61-62 9-27-4	82	61		96-97 26-47-9
41	22		61-62 9-28-4	83	107		92-93 50-26-7
42	22		61-62 9-29-4	84	109		92-93 51-26-7

# ALL-TIME PENALTY SHOTS FOR

Date	Shooter	Defending Team	Goaltender	Goal	Game Score
Dec. 11, 1934	Eddie Shore	New York Americans	Roy Worters	No	4-3
Dec. 11, 1934	Aubrey Clapper	New York Americans	Roy Worters	No	4-3
Dec. 13, 1934	Nels Stewart	at New York Americans	Roy Worters	No	3-4
Jan. 8, 1935	Eddie Shore	Toronto Maple Leafs	George Hainsworth	No	1-3
Mar. 9, 1935	Albert Siebert	Toronto Maple Leafs	George Hainsworth	No	7-4
Jan. 18, 1936	Albert Siebert	at Toronto Maple Leafs	George Hainsworth	Yes	2-5
Jan. 22, 1939	Woody Dumart	at Detroit Red Wings	Cecil Thompson	Yes	5-0
Dec. 25, 1939	Woody Dumart	at Chicago Blackhawks	Mike Karakas	Yes	6-3
Jan. 14, 1940	Woody Dumart	Montreal Canadiens	Claude Bourque	Yes	4-2
Nov. 31, 1943	Armand Guidolin	Chicago Blackhawks	Hec Highton	No	6-5
Oct. 17, 1954	Joe Klukay	Toronto Maple Leafs	Harry Lumley	No	1-1
Nov. 8, 1959	Larry Leach	Chicago Blackhawks	Glenn Hall	No	5-3
Jan. 20, 1962	Wayne Connelly	at Toronto Maple Leafs	Johnny Bower	Yes	5-4
Mar. 10, 1962	Larry Leach	at Montreal Canadiens	Jacques Plante	No	2-5
Nov. 1, 1962	John Bucyk	Chicago Blackhawks	Glenn Hall	No	2-4
Jan. 16, 1963	Murray Oliver	at Chicago Blackhawks	Glenn Hall	No	5-4
Dec. 22, 1963	Forbes Kennedy	Chicago Blackhawks	Glenn Hall	No	1-4
Dec. 28, 1963	Tom Williams	at Toronto Maple Leafs	Johnny Bower	No	0-2
Jan. 4, 1964	Leo Boivin	at Montreal Canadiens	Charlie Hodge	Yes	1-5
Dec. 12, 1964	John Bucyk	at Toronto Maple Leafs	Terry Sawchuk	Yes	3-6
Dec. 27, 1964	Dean Prentice	at Chicago Blackhawks	Denis DeJordy	Yes	2-6
Dec. 21, 1966	Dallas Smith	at New York Rangers	Ed Giacomini	No	1-5
Feb. 4, 1967	John Bucyk	New York Rangers	Ed Giacomini	Yes	3-4
Feb. 25, 1967	Bob Dillabough	at Chicago Blackhawks	Glenn Hall	No	3-6
Feb. 23, 1972	Fred Stanfield	at California Golden Seals	Gilles Meloche	No	8-6
Nov. 2, 1975	Bob Schmautz	California Golden Seals	Gary Simmons	No	5-0
Feb. 27, 1979	Rick Middleton	Colorado Rockies	Michel Plasse	Yes	2-4
Jan. 27, 1986	Steve Kasper	Hartford Whalers	Mike Liut	No	6-3
Mar. 1, 1986	Steve Kasper	New Jersey Devils	Alain Chevrier	No	8-3
Feb. 7, 1988	Geoff Courtnall	New Jersey Devils	Alain Chevrier	No	6-3
Nov. 11, 1988	Ray Bourque	at New York Rangers	John Vanbiesbrouck	No	4-4
Dec. 12, 1990	Bob Sweeney	at Hartford Whalers	Peter Sidorkiewicz	Yes	5-1
Mar. 31, 1991	Randy Burridge	Hartford Whalers	Kay Whitmore	No	7-3
Nov. 2, 1991	Wes Walz	Detroit Red Wings	Tim Cheveldae	No	4-1
Jan. 9, 1992	Craig Janney	Quebec Nordiques	Stephane Fiset	No	5-4
Oct. 15, 1993	Cam Neely	at Mighty Ducks of Anaheim	Ron Tugnutt	No	1-1
Mar. 19, 1994	Ray Bourque	New Jersey Devils	Chris Terreri	Yes	6-8
Mar. 18, 1996	Rick Tocchet	San Jose Sharks	Geoff Sarjeant	No	3-3
Nov. 19, 1996	Todd Elik	at Washington Capitals	Jim Carey	No	2-2
Mar. 22, 1997	Brett Harkins	Ottawa Senators	Ron Tugnutt	No	4-5
Apr. 10, 1997	Jason Allison	Buffalo Sabres	Dominik Hasek	No	1-5
Oct. 4, 1997	Rob DiMaio	Montreal Canadiens	Andy Moog	No	1-4
Dec. 17, 1997	Steve Heinze	at Tampa Bay Lightning	Corey Schwab	No	0-2
Apr. 15, 1998	Tim Taylor	at Montreal Canadiens	Jocelyn Thibault	Yes	6-2
Mar. 17, 1999	Landon Wilson	at Toronto Maple Leafs	Curtis Joseph	No	4-1
Mar. 24, 1999	Jason Allison	at Ottawa Senators	Ron Tugnutt	Yes	3-0
Nov. 9, 2002	Glen Murray	Ottawa Senators	Martin Prusek	No	7-1
Mar. 9, 2003	Mike Knuble	at Chicago Blackhawks	Jocelyn Thibault	Yes	5-8
Jan. 24, 2004	P. J. Axelsson	Florida Panthers	Roberto Luongo	No	1-2
Feb. 2, 2006	P. J. Axelsson	Montreal Canadiens	Cristobal Huet	No	3-1
Mar. 25, 2006	Travis Green	Buffalo Sabres	Ryan Miller	No	5-4
Apr. 11, 2006	Marco Sturm	at Ottawa Senators	Mike Morrison	No	3-4
Nov. 18, 2006	Marco Sturm	Washington Capitals	Brent Johnson	No	3-2/OT
Jan. 9, 2007	Marco Sturm	at Ottawa Senators	Ray Emery	Yes	2-5
Oct. 27, 2007	Phil Kessel	Philadelphia Flyers	Martin Biron	No	1-2
Dec. 8, 2008	P. J. Axelsson	Tampa Bay Lightning	Mike Smith	No	5-3
Jan. 9, 2010	Marco Sturm	New York Rangers	Henrik Lundqvist	No	1-3
Feb. 2, 2010	David Krejci	Washington Capitals	Jose Theodore	No	1-4
Mar. 21, 2010	Daniel Paille	New York Rangers	Henrik Lundqvist	No	2-1
Mar. 29, 2010	Marco Sturm	Buffalo Sabres	Ryan Miller	No	2-3
Mar. 8, 2011	Brad Marchand	at Montreal Canadiens	Carey Price	No	1-4
Apr. 2, 2011	Michael Ryder	Atlanta Thrashers	Ondrej Pavelec	Yes	3-2
Jan. 7, 2012	Daniel Paille	Vancouver Canucks	Cory Schneider	No	3-4
Jan. 10, 2012	Shawn Thornton	Winnipeg Jets	Ondrej Pavelec	Yes	5-3
Mar. 5, 2013	Brad Marchand	at Washington Capitals	Braden Holtby	Yes	3-4/OT
Apr. 10, 2013	Johnny Boychuk	at New Jersey Devils	Martin Brodeur	No	5-4
Oct. 3, 2013	Chris Kelly	Tampa Bay Lightning	Anders Lindback	Yes	3-1
Dec. 4, 2015	Brad Marchand	at Calgary Flames	Karri Ramo	Yes	4-5/OT
Feb. 6, 2016	Brad Marchand	Buffalo Sabres	Robin Lehner	Yes	2-1/OT
Feb. 24, 2016	David Pastrnak	Pittsburgh Penguins	Marc-Andre Fleury	Yes	5-1
Nov. 1, 2016	Brad Marchand	at Florida Panthers	Roberto Luongo	Yes	2-1

Total Shots For: 71 (24 goals)

# ALL-TIME PENALTY SHOTS AGAINST

Date	Opponent Shooter	Team	Boston Goaltender	Goal	Game Score
Jan. 22, 1935	Earl Robinson	Montreal Maroons	Cecil Thompson	No	4-3
Jan. 22, 1935	Russ Blinco	Montreal Maroons	Cecil Thompson	No	4-3
Nov. 6, 1938	Charlie Conacher	at New York Americans	Frank Brimsek	Yes	3-2
Mar. 3, 1940	Mud Bruneteau	Detroit Red Wings	Frank Brimsek	Yes	3-6
Feb. 19, 1944	Jack Hamilton	at Toronto Maple Leafs	Bert Gardiner	Yes	4-10
Jan. 12, 1949	Ken Reardon	Montreal Canadiens	Frank Brimsek	Yes	3-5
Mar. 1, 1950	Bill Barilko	Toronto Maple Leafs	Jack Gelineau	Yes	5-2
Feb. 4, 1962	Alex Delvecchio	at Detroit Red Wings	Bruce Gamble	No	0-6
Feb. 7, 1962	Ron Stewart	at Toronto Maple Leafs	Bruce Gamble	No	2-2
Feb. 15, 1962	Bobby Rousseau	at Montreal Canadiens	Bruce Gamble	Yes	1-9
Mar. 21, 1963	Andy Heberton	New York Rangers	Ed Johnston	No	2-2
Mar. 4, 1964	Don McKenney	at Toronto Maple Leafs	Ed Johnston	No	4-4
Nov. 5, 1967	Bob Pulford	Toronto Maple Leafs	Gerry Cheevers	No	2-2
Jan. 10, 1976	Wayne King	California Golden Seals	Gilles Gilbert	No	3-2
Dec. 12, 1976	Bill Lothead	Detroit Red Wings	Gilles Gilbert	No	3-5
Oct. 28, 1978	Lanny McDonald	at Toronto Maple Leafs	Gilles Gilbert	Yes	5-3
Nov. 7, 1987	Mike Eagles	at Quebec Nordiques	Doug Keans	Yes	4-6
Nov. 22, 1987	Steve Yzerman	at Detroit Red Wings	Doug Keans	No	1-0
Mar. 5, 1988	Aaron Broten	New Jersey Devils	Doug Keans	No	6-7/OT
Feb. 26, 1990	Kelly Kisio	at New York Rangers	Reggie Lemelin	No	1-6
Feb. 9, 1991	Wayne Presley	Chicago Blackhawks	Reggie Lemelin	Yes	5-3
Jan. 16, 1992	John Cullen	Hartford Whalers	Andy Moog	No	4-3
Nov. 11, 1992	Brad May	at Buffalo Sabres	Andy Moog	Yes	2-7
Jan. 25, 1993	Denis Savard	at Montreal Canadiens	John Blue	No	2-3
Oct. 5, 1993	Alex Kovalev	at New York Rangers	Jon Casey	No	4-3
Feb. 10, 1994	Wayne Presley	Buffalo Sabres	Vincent Riendeau	No	3-3
Nov. 2, 1995	Steve Yzerman	Detroit Red Wings	Blaine Lacher	No	5-6
Feb. 3, 1996	Randy Burridge	Buffalo Sabres	Bill Ranford	No	4-2
Mar. 12, 1997	Sami Kapanen	at Hartford Whalers	Jim Carey	Yes	3-6
Nov. 24, 1998	Daymond Langkow	at Tampa Bay Lightning	Rob Tallas	No	4-1
Jan. 9, 2001	Martin Straka	Pittsburgh Penguins	Byron Dafoe	No	5-2
Feb. 9, 2002	Pavel Bure	Florida Panthers	Byron Dafoe	No	4-1
Feb. 27, 2003	Adam Hall	at Nashville Predators	Steve Shields	No	1-5
Mar. 21, 2003	Patrick Marleau	at San Jose Sharks	Steve Shields	No	2-3
Dec. 11, 2003	Dainius Zubrus	at Washington Capitals	Andrew Raycroft	Yes	5-6
Mar. 27, 2004	Jason Ward	Montreal Canadiens	Andrew Raycroft	Yes	3-2/OT
Jan. 12, 2006	Alexander Frolov	Los Angeles Kings	Andrew Raycroft	Yes	0-6
Jan. 26, 2006	Alexander Ovechkin	Washington Capitals	Tim Thomas	No	3-2
Mar. 12, 2006	Maxim Afinogenov	at Buffalo Sabres	Andrew Raycroft	Yes	2-6
Apr. 15, 2006	Marc Savard	at Atlanta Thrashers	Tim Thomas	No	3-4
Jan. 13, 2007	Jed Ortmeyer	at New York Rangers	Tim Thomas	Yes	1-3
Jan. 29, 2007	Brendan Shanahan	New York Rangers	Hannu Toivonen	Yes	1-6
Dec. 28, 2007	Chad LaRose	at Carolina Hurricanes	Tim Thomas	Yes	3-4
Mar. 1, 2008	Ilya Kovalchuk	Atlanta Thrashers	Tim Thomas	Yes	3-2
Nov. 12, 2008	Patrick Sharp	at Chicago Blackhawks	Tim Thomas	No	2-1/SO
Dec. 10, 2008	Alexandre Giroux	at Washington Capitals	Manny Fernandez	No	1-3
Mar. 23, 2010	Colby Armstrong	at Atlanta Thrashers	Tuukka Rask	No	4-0
Dec. 1, 2010	Scott Hartnell	at Philadelphia Flyers	Tim Thomas	No	3-0
Dec. 9, 2010	Frans Nielsen	New York Islanders	Tuukka Rask	Yes	5-2
Dec. 16, 2010	Mike Cammalleri	at Montreal Canadiens	Tim Thomas	Yes	3-4
Mar. 31, 2011	Mikhail Grabovski	Toronto Maple Leafs	Tim Thomas	No	3-4
Jan. 10, 2012	Chris Thorburn	Winnipeg Jets	Tuukka Rask	No	5-3
Nov. 5, 2013	Vernon Fiddler	Dallas Stars	Tuukka Rask	Yes	2-3/SO
Nov. 19, 2013	Chris Kreider	at New York Rangers	Tuukka Rask	No	2-1
Nov. 13, 2014	Dale Weise	at Montreal Canadiens	Niklas Svedberg	Yes	1-5
Dec. 31, 2014	Phil Kessel	Toronto Maple Leafs	Tuukka Rask	No	3-4/SO
Feb. 16, 2016	Alexander Wennberg	at Columbus Blue Jackets	Tuukka Rask	Yes	2-1/OT
Feb. 28, 2016	Steven Stamkos	Tampa Bay Lightning	Tuukka Rask	Yes	1-4
Nov. 29, 2016	Jakub Voracek	at Philadelphia Flyers	Tuukka Rask	No	2-3

Total Shots Against: 58 (25 Goals)

## DID YOU KNOW?

Boston's Shawn Thornton (goal) and Winnipeg's Chris Thorburn (no goal) were both awarded penalty shots on Jan. 10, 2012. It was the first time in club history that the Bruins had both taken and faced a penalty shot in the same game.



# ALL-TIME SHOOTOUT RECORDS

	W	L	GF	SF	%age	GA	SA	%age
Home	26	37	63	231	27.3	75	226	33.2
Road	33	30	59	232	25.4	57	238	23.9
<b>Overall</b>	<b>59</b>	<b>67</b>	<b>122</b>	<b>463</b>	<b>26.3</b>	<b>132</b>	<b>464</b>	<b>28.4</b>

## YEAR-BY-YEAR RESULTS

### 2005-06 (2-8)

Date	Tm		at	Tm		Goal	Rds
Oct. 24	Bos	4	at	Tor	5	Eric Lindros	3
Oct. 29	NJ	5	at	Bos	4	Brian Gionta	3
Jan. 14	Dal	2	at	Bos	1	Jussi Jokinen	3
Jan. 21	NYR	3	at	Bos	2	Petr Sykora	6
Feb. 5	Car	4	at	Bos	3	Doug Weight	4
Mar. 14	Bos	4	at	Tor	5	Darcy Tucker	3
Mar. 16	Ott	2	at	Bos	3	Patrice Bergeron	3
Mar. 21	Atl	5	at	Bos	4	Jim Slater	7
Mar. 27	Fla	4	at	Bos	3	Olli Jokinen	3
Apr. 6	Tor	2	at	Bos	3	Brad Boyes	3

### 2006-07 (9-4)

Date	Tm		at	Tm		Goal	Rds
Oct. 12	Bos	2	at	StL	3	Lee Stempniak	4
Nov. 2	Buf	5	at	Bos	4	Ales Kotalik	3
Nov. 15	Bos	3	at	Wsh	2	Patrice Bergeron	3
Nov. 22	Bos	4	at	Pit	3	Marco Sturm	3
Nov. 30	TB	3	at	Bos	4	Phil Kessel	7
Jan. 11	NYI	5	at	Bos	4	Jason Blake	4
Jan. 15	Buf	2	at	Bos	3	Marco Sturm	3
Jan. 18	Pit	4	at	Bos	5	Phil Kessel	4
Feb. 6	Bos	3	at	Wsh	2	Phil Kessel	3
Feb. 10	NYI	3	at	Bos	4	Zdeno Chara	9
Feb. 17	Bos	4	at	Buf	3	Petr Tenkrat	8
Mar. 15	Wsh	3	at	Bos	4	Phil Kessel	3
Mar. 24	NYR	2	at	Bos	1	Jaromir Jagr	3

### 2007-08 (6-7)

Date	Tm		at	Tm		Goal	Rds
Oct. 20	NYR	0	at	Bos	1	Phil Kessel	3
Nov. 4	Ott	2	at	Bos	1	Daniel Alfredsson	2
Dec. 20	Pit	5	at	Bos	4	Erik Christensen	2
Jan. 17	Tor	3	at	Bos	2	Mats Sundin	3
Jan. 19	NYR	3	at	Bos	4	Phil Kessel	3
Feb. 8	Bos	3	at	Buf	2	Phil Kessel	3
Feb. 19	Bos	3	at	Car	2	Phil Kessel	3
Feb. 21	Bos	5	at	Fla	4	Marco Sturm	3
Mar. 1	Atl	2	at	Bos	3	Phil Kessel	3
Mar. 9	Bos	0	at	NYR	1	Nigel Dawes	3
Mar. 16	Bos	1	at	Wsh	2	Alexander Semin	3
Mar. 22	Bos	2	at	Mtl	3	Saku Koivu	3
Apr. 2	Bos	2	at	NJ	3	Zach Parise	4

### 2008-09 (4-6)

Date	Tm		at	Tm	Goal	Rds	
Oct. 15	Bos	3	at	Mtl	4	Alex Tanguay	3
Oct. 20	Pit	2	at	Bos	1	Evgeni Malkin	5
Oct. 21	Bos	2	at	Buf	3	Thomas Vanek	5
Nov. 12	Bos	2	at	Chi	1	P. J. Axelsson	3
Nov. 15	Bos	2	at	NYR	3	Chris Drury	4
Nov. 22	Bos	3	at	Mtl	2	Blake Wheeler	3
Jan. 19	StL	5	at	Bos	4	T. J. Oshie	2
Jan. 21	Bos	4	at	Tor	3	Michael Ryder	4
Feb. 5	Bos	4	at	Ott	3	P. J. Axelsson	5

Feb. 14 Bos 2 at Nsh 3 David Legwand 4

### 2009-10 (10-9)

Date	Tm		at	Tm		Goal	Rds
Oct. 10	NYI	3	at	Bos	4	Marc Savard	3
Oct. 22	Bos	3	at	Phi	4	Claude Giroux	3
Oct. 24	Bos	4	at	Ott	3	Patrice Bergeron	3
Nov. 5	Mtl	2	at	Bos	1	Mike Cammalleri	3
Nov. 12	Fla	1	at	Bos	0	Cory Stillman	4
Nov. 19	Bos	4	at	Atl	3	Patrice Bergeron	3
Nov. 25	Bos	2	at	Min	1	David Krejci	4
Nov. 27	NJ	2	at	Bos	1	Jamie Langenbrunner	3
Nov. 28	Ott	3	at	Bos	4	Michael Ryder	4
Dec. 18	Bos	4	at	Chi	5	Patrick Kane	2
Jan. 14	Bos	2	at	SJ	1	Zdeno Chara	4
Jan. 16	Bos	3	at	LA	4	Dustin Brown	3
Jan. 30	LA	3	at	Bos	2	Jarret Stoll	6
Feb. 4	Mtl	3	at	Bos	2	Brian Gionta	3
Feb. 6	Van	3	at	Bos	2	Pavol Demitra	3
Feb. 9	Bos	3	at	Buf	2	David Krejci	4
Feb. 13	Bos	3	at	Fla	2	Mark Recchi	8
Mar. 4	Tor	2	at	Bos	3	Miroslav Satan	3
Apr. 11	Bos	4	at	Wsh	3	David Krejci	3

### 2010-11 (2-6)

Date	Tm		at	Tm		Goal	Rds
Nov. 6	StL	2	at	Bos	1	Brad Boyes	3
Nov. 20	LA	4	at	Bos	3	Michal Handzus	6
Dec. 4	Bos	2	at	Tor	3	Phil Kessel	3
Dec. 27	Bos	3	at	Fla	2	Blake Wheeler	3
Dec. 30	Bos	2	at	Atl	3	Tim Stapleton	2
Jan. 1	Bos	6	at	Buf	7	Tyler Ennis	3
Mar. 15	Bos	3	at	Cmb	2	Tyler Seguin	3
Mar. 31	Tor	4	at	Bos	3	Nazem Kadri	3

### 2011-12 (9-3)

Date	Tm		at	Tm		Goal	Rds
Oct. 15	Bos	3	at	Chi	2	Tyler Seguin	3
Nov. 17	Cmb	1	at	Bos	2	David Krejci	3
Nov. 23	Bos	4	at	Buf	3	Benoit Pouliot	5
Nov. 25	Det	3	at	Bos	2	Todd Bertuzzi	3
Jan. 16	Bos	3	at	Fla	2	David Krejci	4
Jan. 22	Bos	6	at	Phi	5	Tyler Seguin	3
Feb. 11	Nsh	3	at	Bos	4	Tyler Seguin	3
Feb. 15	Bos	4	at	Mtl	3	Tyler Seguin	3
Feb. 24	Bos	1	at	Buf	2	Derek Roy	4
Mar. 17	Phi	2	at	Bos	3	Patrice Bergeron	3
Mar. 29	Wsh	3	at	Bos	2	Brooks Laich	4
Apr. 7	Buf	3	at	Bos	4	Patrice Bergeron	3

# ALL-TIME SHOOTOUT RECORDS

## 2012-13 (4-3)

Date	Tm		at	Tm	Goal	Rds
Jan. 21	Wpg	1	at	Bos	2	Patrice Bergeron 3
Jan. 29	NJ	1	at	Bos	2	Brad Marchand 6
Feb. 12	NYR	4	at	Bos	3	Ryan Callahan 4
Mar. 11	Bos	3	at	Ott	2	David Krejci 4
Mar. 25	Tor	2	at	Bos	3	Patrice Bergeron 3
Mar. 27	Mtl	6	at	Bos	5	Brendan Gallagher 6
Apr. 17	Buf	3	at	Bos	2	Drew Stafford 3

## 2013-14 (3-6)

Date	Tm		at	Tm	Goal	Rds
Oct 13	Ana	2	at	Bos	3	Jarome Iginla 3
Nov. 5	Dal	3	at	Bos	2	Rich Peverley 4
Nov. 21	StL	3	at	Bos	2	Derek Roy 4
Jan. 19	Bos	2	at	Chi	3	Patrick Kane 3
Mar. 8	Bos	4	at	TB	3	Reilly Smith 7
Mar. 24	Mtl	2	at	Bos	1	Alex Galchenyuk 4
Mar. 30	Bos	4	at	Phi	3	Reilly Smith 5
Apr. 8	Bos	3	at	Min	4	Mikko Koivu 3
Apr. 10	Bos	1	at	Wpg	2	Bryan Little 3

## 2014-15 (4-10)

Date	Tm		at	Tm	Goal	Rds
Oct. 15	Bos	3	at	Det	2	David Krejci 2
Nov. 21	Bos	4	at	Cmb	3	Alex Khokhlachev 7
Dec. 13	Ott	3	at	Bos	2	Bobby Ryan 3
Dec. 16	Bos	2	at	Nsh	3	Derek Roy 3
Dec. 31	Tor	4	at	Bos	3	Nazem Kadri 5
Jan. 4	Bos	1	at	Car	2	Eric Staal 3
Jan. 21	Bos	2	at	Col	3	Nathan MacKinnon 3
Feb. 18	Bos	3	at	Edm	4	Martin Marincin 12
Mar. 5	Cgy	4	at	Bos	3	David Schlemko 8
Mar. 12	TB	2	at	Bos	3	Patrice Bergeron 3
Mar. 17	Buf	2	at	Bos	1	Tyler Ennis 3
Mar. 21	Bos	1	at	Fla	2	Brandon Pirri 3
Apr. 4	Tor	1	at	Bos	2	Patrice Bergeron 3
Apr. 11	Bos	2	at	TB	3	Victor Hedman 3

## 2015-16 (4-2)

Date	Tm		at	Tm	Goal	Rds
Nov. 23	Bos	4	at	Tor	3	David Krejci 3
Dec. 2	Bos	2	at	Edm	3	Jordan Eberle 3
Dec. 20	NJ	1	at	Bos	2	Ryan Spooner 3
Jan. 23	Cmb	2	at	Bos	3	Ryan Spooner 3
Feb. 4	Bos	3	at	Buf	2	Ryan Spooner 3
Apr. 5	Car	2	at	Bos	1	Noah Hanifin 5

## 2016-17 (2-3)

Date	Tm		at	Tm	Goal	Rds
Nov. 3	Bos	4	at	TB	3	Jimmy Hayes 10
Nov. 29	Bos	2	at	Phi	3	Shayne Gostisbehere 9
Dec. 1	Car	1	at	Bos	2	David Pastrnak 3
Jan. 18	Bos	5	at	Det	6	Frans Nielsen 3
Apr. 6	Ott	2	at	Bos	1	Kyle Turris 3

## BOSTON CAREER DECIDING GOALS

Player	Deciding Goals	Player	Deciding Goals
Patrice Bergeron	10	Jimmy Hayes	1
Phil Kessel	9	Jarome Iginla	1
David Krejci	8	Alex Khokhlachev	1
Tyler Seguin	5	Brad Marchand	1
Ryan Spooner	3	David Pastrnak	1
Marco Sturm	3	Benoit Pouliot	1
P. J. Axelsson	2	Mark Recchi	1
Zdeno Chara	2	Miroslav Satan	1
Michael Ryder	2	Marc Savard	1
Reilly Smith	2	Petr Tenkrat	1
Blake Wheeler	2		
Brad Boyes	1		

## TOP OPPONENT SHOOTERS (Ranked by number of shots taken - minimum 5 shots)

Player	GF	SF	%age
Thomas Vanek	4	9	44.4
Derek Roy	3	8	37.5
Daniel Alfredsson	1	6	16.7
Daniel Briere	1	6	16.7
Jason Pominville	1	7	14.3
Drew Stafford	3	6	50.0
Claude Giroux	4	5	80.0
Brian Gionta	2	5	40.0
Nazem Kadri	3	5	60.0
Alexander Ovechkin	1	5	20.0
Alexander Semin	3	5	60.0

## TOP FIVE OPPONENT GOALTENDERS (Ranked by save percentage - minimum 10 shots faced)

Goaltender	W	L	GA	SA	SV%
Ben Scrivens	1	0	0	12	1.000
Peter Budaj	2	0	0	10	1.000
Carey Price	3	2	2	14	.857
Jonathan Quick	3	2	2	14	.857
Kari Lehtonen	2	0	2	11	.818

# ALL-TIME SHOOTOUT RECORDS

## BOSTON SHOOTER STATISTICS

Player	GF	SF	%age
P. J. Axelsson	2	8	25.0
David Backes	0	1	0.0
Patrice Bergeron	25	85	29.4
Brandon Bochenski	0	3	0.0
Chris Bourque	0	2	0.0
Brad Boyes	2	11	18.2
Zdeno Chara	3	11	27.3
Mariusz Czerkawski	0	2	0.0
Austin Czarnik	0	1	0.0
Loui Eriksson	0	7	0.0
Seth Griffith	0	2	0.0
Dougie Hamilton	0	1	0.0
Jimmy Hayes	1	2	50.0
Nathan Horton	1	4	25.0
Jarome Iginla	1	6	16.7
Brad Isbister	0	1	0.0
Chris Kelly	0	2	0.0
Phil Kessel	10	28	35.7
Alex Khokhlachev	1	1	100.0
Chuck Kobasew	0	3	0.0
David Krejci	14	48	29.2
Torey Krug	2	10	20.0
Milan Lucic	0	3	0.0
Brad Marchand	7	27	25.9
Glen Metropolit	0	1	0.0
Dominic Moore	0	1	0.0
Glen Murray	1	9	11.1
Riley Nash	1	2	50.0
David Pastrnak	1	9	11.1
Rich Peverley	1	5	20.0
Benoit Pouliot	1	3	33.3
Marty Reasoner	0	1	0.0
Mark Recchi	1	4	25.0

Michael Ryder	3	13	23.1
Martin St. Pierre	1	1	100.0
Sergei Samsonov	0	3	0.0
Miroslav Satan	2	4	50.0
Marc Savard	4	16	25.0
Tyler Seguin	13	27	48.1
Reilly Smith	3	13	23.1
Carl Söderberg	0	4	0.0
Ryan Spooner	4	14	28.6
Drew Stafford	0	1	0.0
Brad Stuart	0	1	0.0
Marco Sturm	6	25	24.0
Max Talbot	0	1	0.0
Petr Tenkrat	2	3	66.7
Joe Thornton	1	2	50.0
Frank Vatrano	0	1	0.0
Ben Walter	0	1	0.0
Blake Wheeler	6	20	30.0
Dennis Wideman	0	1	0.0

## BOSTON GOALTENDER STATISTICS

Goaltender	W	L	GA	SA	SV%
Alex Auld	2	3	5	15	.667
Manny Fernandez	1	2	4	12	.667
Jonas Gustavsson	2	0	0	5	1.000
Chad Johnson	0	1	1	2	.500
Anton Khudobin	0	1	1	3	.667
Joey MacDonald	0	1	2	3	.333
Tuukka Rask	20	25	48	173	.723
Andrew Raycroft	0	1	1	2	.500
Niklas Svedberg	1	1	1	9	.889
Tim Thomas	30	27	56	201	.721
Hannu Toivonen	1	2	5	11	.545



Patrice Bergeron has scored the most shootout goals in club history at 25, including a team-record ten deciding tallies.



# REGULAR SEASON RECORDS

## TEAM

\* -- denotes NHL record

### SINGLE SEASON

Most Points.....	121; 1970-71, 78 games
Most Games Won.....	57; 1970-71, 78 games
Most Games Lost.....	47; 1961-62, 70 games & 1996-97, 82 games
Most Games Tied.....	21; 1954-55, 70 games
Fewest Points.....	12; 1924-25, 30 games & 38; 1961-62, 70 games
Fewest Games Won.....	6; 1924-25, 30 games & 14; 1962-63, 70 games
Fewest Games Lost.....	5; 1929-30, 44 games* & 13; 1971-72, 78 games
Fewest Games Tied.....	0; 1924-25, 30 games & 1; 1929-30, 44 games*
Most Goals Scored.....	399; 1970-71, 78 games (5.12 goals per game)
Most Assists.....	697; 1970-71, 78 games
Most Points.....	1096; 1970-71, 78 games
Most Goals Allowed.....	306; 1961-62, 70 games (4.37 goals per game)
Fewest Goals Scored.....	49; 1924-25, 30 games (1.63 goals per game)
Fewest Goals Allowed.....	52; 1928-29, 44 games (1.18 goals per game)
Most Home Wins.....	33; 1970-71 & 1973-74, 78 games
Most Road Wins.....	26; 1971-72, 78 games
Most Shutouts.....	15; 1927-28, 44 games
Most Shutouts Against.....	11; 1928-29, 44 games & 1955-56, 70 games
Fewest Shutouts.....	0; 1944-45, 50 games
Fewest Shutouts Against.....	0; 1929-30, 44 games; 1973-74, 78 games; 1978-79 & 1982-83, 80 games; 2012-13, 48 games
Total Shutouts For.....	473; 288 home, 185 road
Total Shutouts Against.....	380; 152 home, 228 road
Most Power Play Goals.....	95; 1985-86, 80 games
Most Power Play Goals Against.....	97; 1985-86, 80 games
Most Shorthanded Goals.....	25; 1970-71, 78 games
Most 20-or-More Goal Scorers.....	11; 1977-78, 80 games*
Peter McNab/41, Terry O'Reilly/29, Bobby Schmautz/27, Stan Jonathan/27, Jean Ratelle/25, Rick Middleton/25, Wayne Cashman/24, Gregg Sheppard/23, Brad Park/20, Don Marcotte/20, Bob Miller/20	
Most 30-or-More Goal Scorers.....	5; 1970-71 & 1973-74, 78 games
Most 40-or-More Goal Scorers.....	3; 1970-71, 78 games
Most 50-or-More Goal Scorers.....	2; 1970-71, 78 games

### SINGLE GAME

Most Goals Scored, Home.....	14; 14-3 vs. NY Rangers, Jan. 21, 1945
Most Goals Scored, Road.....	13; 13-3 at NY Rangers, Jan. 2, 1944
Most Goals Allowed, Home.....	10; 8 times, last 2-10 vs. Toronto, Jan. 4, 2007
Most Goals Allowed, Road.....	13; 4-13 at Montreal, Nov. 21, 1943
Most Goals, Both Teams.....	19; 10-9 vs. NY Rangers, Mar. 4 1944 & 9-10 at Detroit, Mar. 16, 1944
Most Points, One Period.....	22; 8 G/14 A, 2nd vs. Toronto, Mar. 16, 1969
Biggest Shutout For.....	11-0; at Toronto, Jan. 18, 1964
Biggest Shutout Against.....	0-9; Twice, last at Atlanta, Mar. 9, 1976
Most Shots on Goal.....	83; 3-2 win vs. Chicago, Mar. 4, 1941*
Most Shots on Goal, One Period.....	33; 2nd vs. Chicago, Mar. 4, 1941*
Most Power Play Goals.....	7; at Minnesota, Jan. 4, 1975

### FASTEST

Two Goals, Both Teams.....	0:02; 1st vs. St. Louis, Dec. 19, 1987*, Ken Linseman (B) 19:50 & Doug Gilmour (S) 19:52
Three Goals.....	0:20; 3rd vs. Vancouver, Feb. 25, 1971*, John Bucyk 4:50, Ed Westfall 5:02 & Ted Green 5:10
Four Goals.....	1:20; 2nd vs. NY Rangers, Jan. 21, 1945*, Bill Thoms 6:34, Frank Mario 7:08 & 7:27 & Ken Smith 7:54
Five Goals.....	2:55; 1st & 2nd vs. NY Rangers, Dec. 19, 1974, Bobby Schmautz 19:13, Ken Hodge 0:18, Phil Esposito 0:43, Don Marcotte 0:58 & John Bucyk 2:08
Two Goals from Start of Game.....	0:27; at Florida, Feb. 14, 2003, Mike Knuble, 0:10 & 0:27

## STREAKS

Longest Win Streak.....	14; Dec. 3, 1929-Jan. 9, 1930
Longest Win Streak, Home.....	20; Dec. 3, 1929-Mar. 18, 1930
Longest Win Streak, Road.....	9; Mar. 2-30, 2014
Longest Unbeaten Streak.....	23; 15 W/8 T, Dec. 22, 1940-Feb. 23, 1941
Longest Unbeaten Streak, Home.....	27; 26 W/1 T, Nov. 22, 1970-Mar. 20, 1971
Longest Unbeaten Streak, Road.....	15; 9 W/6 T, Dec. 22, 1940-Mar. 16, 1941
Longest Point Streak.....	23; 15 W/8 T, Dec. 22, 1940-Feb. 23, 1941
Longest Point Streak, Home.....	27; 26 W/1 T, Nov. 22, 1970-Mar. 20, 1971
Longest Point Streak, Road.....	16; 13W/3OTL, Jan. 11-Mar. 30, 2014
Longest Losing Streak.....	11; Dec. 3, 1924-Jan. 5, 1925
Longest Losing Streak, Home.....	11; Dec. 8, 1924-Feb. 17, 1925
Longest Losing Streak, Road.....	14; Dec. 27, 1964-Feb. 21, 1965
Longest Winless Streak.....	20; 16 L/4 T, Jan. 28-Mar. 11, 1962
Most Consecutive Games Tied.....	4; 1931-32, 1940-41, 1954-55, 1960-61
Most Consecutive Games Tied, Home.....	4; Mar. 27-Apr. 4, 1976
Longest Overtime Unbeaten Streak.....	38; 9 W/29 T, Dec. 30, 1934-Nov. 15, 1938
Most Consecutive Shutouts.....	3; 1927-28, 1935-36, 1938-39 (2x), 1977-78
Most Consecutive Shutouts, Home.....	3; 1926-27, 1927-28, 1928-29, 1932-33 & 1953-54
Most Consecutive Shutouts, Road.....	4; 1938-39
Most Consecutive Shutouts Against.....	3; 1928-29
Longest Streak without being Shutout.....	209; Oct. 29, 1977-Feb. 16, 1980
Longest Streak without recording Shutout.....	123; Nov. 20, 1980-Feb. 20, 1982

## INDIVIDUAL

\* -- denotes NHL record

### CAREER

Most Seasons.....	21; John Bucyk, 1957-58--1977-78 & Ray Bourque, 1979-80-1999-2000
Most Games.....	1518; Ray Bourque, 1979-80--1999-2000
Most Goals.....	545; John Bucyk, 1957-58--1977-78
Most Assists.....	1111; Ray Bourque, 1979-80--1999-2000
Most Points.....	1506; Ray Bourque, 1979-80--1999-2000
Most Penalty Minutes.....	2095; Terry O'Reilly, 1971-72--1984-85
Most Games, including Playoffs.....	1698; Ray Bourque, 1979-80--1999-2000
Most Goals, including Playoffs.....	585; John Bucyk, 1957-58--1977-78
Most Assists, including Playoffs.....	1232; Ray Bourque, 1979-80--1999-2000
Most Points, including Playoffs.....	1662; Ray Bourque, 1979-80--1999-2000
Most Shutouts by a Goaltender.....	74; Cecil Thompson, 1928-29--1938-39
Most Games Scoring Three-or-More Goals.....	26; Phil Esposito, 1967-68--1975-76
Most 20-or-More Goal Seasons.....	16; John Bucyk
Most Consecutive 20-or-More Goal Seasons.....	10; John Bucyk, 1967-68--1976-77
Most 30-or-More Goal Seasons.....	8; Phil Esposito
Most Consecutive 30-or-More Goal Seasons.....	8; Phil Esposito, 1967-68--1974-75
Most 40-or-More Goal Seasons.....	7; Phil Esposito
Most Consecutive 40-or-More Goal Seasons.....	7; Phil Esposito, 1968-69--1974-75
Most 50-or-More Goal Seasons.....	5; Phil Esposito
Most Consecutive 50-or-More Goal Seasons.....	5; Phil Esposito, 1970-71--1974-75
Most 60-or-More Goal Seasons.....	4; Phil Esposito
Most Consecutive 60-or-More Goal Seasons.....	2; Phil Esposito, 1970-71--1971-72 & 1973-74--1974-75
Most 100-or-More Point Seasons.....	6; Phil Esposito & Bobby Orr
Most Consecutive 100-or-More Point Seasons.....	6; Bobby Orr, 1969-70--1974-75

# REGULAR SEASON RECORDS

## SINGLE SEASON

Most Goals..... 76; Phil Esposito, 1970-71, 78 games;  
43; Cooney Weiland, 1929-30, 44 games  
Most Assists.....102; Bobby Orr, 1970-71, 78 games  
Most Points.....152; Phil Esposito, 1970-71, 78 games  
Most Penalty Minutes.....304; Jay Miller, 1987-88, 80 games  
Most Goals, including Playoffs..... 79; Phil Esposito, 1970-71, 85 games  
Most Assists, including Playoffs..... 109; Bobby Orr, 1970-71, 85 games  
Most Points, including Playoffs.....162; Phil Esposito, 1970-71, 85 games  
Most Power Play Goals..... 28; Phil Esposito, 1971-72, 78 games  
Most Shorthanded Goals..... 9; Brian Rolston, 2001-02, 82 games  
Highest Points-Per-Game Average..... 1.97; Bill Cowley, 1943-44,  
71 points in 36 games;  
1.95; Phil Esposito, 1970-71, 152 points in 78 games  
Most Shots on Goal.....550; Phil Esposito, 1970-71, 78 games\*  
Most Game-Winning Goals..... 16; Phil Esposito,  
1970-71 & 1971-72, 78 games  
Most Goals by a Defenseman.....46; Bobby Orr, 1974-75, 80 games  
Most Goals by a Center..... 76; Phil Esposito, 1970-71, 78 games;  
43; Cooney Weiland, 1929-30, 44 games  
Most Goals by a Right Wing..... 55; Cam Neely, 1989-90, 80 games  
Most Goals by a Left Wing..... 51; John Bucyk, 1970-71, 78 games;  
36; Herb Cain, 1943-44, 50 games  
Most Goals by a Rookie.....44; Barry Pederson, 1981-82, 80 games  
Most Assists by a Defenseman..... 102; Bobby Orr, 1970-71, 78 games\*  
Most Assists by a Center..... 97; Adam Oates, 1992-93, 84 games  
Most Assists by a Right Wing.....62; Ken Hodge, 1970-71, 78 games  
Most Assists by a Left Wing.....70; Joe Juneau, 1992-93, 84 games\*  
Most Assists by a Rookie.....70; Joe Juneau, 1992-93, 84 games\*  
Most Assists by a Goaltender.....4; Ed Johnston, 1971-72, 78 games &  
Gerry Cheevers, 1976-77, 80 games  
Most Points by a Defenseman..... 139; Bobby Orr, 37 G/102 A,  
1970-71, 78 games\*  
Most Points by a Center..... 152; Phil Esposito, 76 G/76 A,  
1970-71, 78 games; 73; Cooney Weiland, 43 G/30 A, 1929-30, 44 games  
Most Points by a Right Wing..... 105; Ken Hodge, 43 G/62 A, 1970-71 &  
50 G/55 A, 1973-74, 78 games; &  
Rick Middleton, 47 G/58 A, 1983-84, 80 games  
Most Points by a Left Wing..... 116; John Bucyk, 51 G/65 A,  
1970-71, 78 games  
Most Points by a Rookie..... 102; Joe Juneau, 32 G/70 A, 1992-93, 84 games  
Most Goals by a Line..... 140; Center Phil Esposito, 76;  
Right wing Ken Hodge, 43; Left wing Wayne Cashman, 21;  
1970-71, 78 games  
Most Points by a Line.....336; Center Phil Esposito, 152;  
Right wing Ken Hodge, 105; Left wing Wayne Cashman, 79;  
1970-71, 78 games  
Most Penalty Minutes by a Goaltender..... 62; Gerry Cheevers,  
1979-80, 80 games  
Most Shutouts.....15; Hal Winkler, 1927-28, 44 games  
Most Goaltenders..... 6; 1996-97; Bill Ranford, Scott Bailey, Rob Tallas,  
Tim Cheveldae, Jim Carey, Paxton Schafer  
Most Minutes Played by a Rookie Goaltender..... 4020; Jack Gelineau,  
1949-50, 70 games


## SINGLE GAME

Most Goals..... 4; Harry Oliver, Cooney Weiland, Roy Conacher,  
Herb Cain (2), Bill Cowley (2), Woody Dumart, Pit Martin,  
Phil Esposito (4), John Bucyk (2), Chris Oddleifson, Wayne Cashman,  
Barry Pederson, Vladimir Ruzicka, Adam Oates,  
Dave Andreychuk (last, vs. Tampa Bay, Oct. 28, 1999)  
Most Goals by a Defenseman..... 3; Bobby Orr, 9 times;  
Ray Bourque at Quebec, Mar. 8, 1983;  
Glen Wesley at New Jersey, Dec. 15, 1993 &  
Zdeno Chara vs. Carolina, Jan. 17, 2011  
Most Power Play Goals by a Defenseman.....3; Bobby Orr vs. NY Rangers,  
Nov. 15, 1973  
Most Goals by a Rookie.....4; Chris Oddleifson at California, Dec. 30, 1973  
Most Assists..... 6; Ken Hodge vs. NY Rangers, Feb. 9, 1971 &  
Bobby Orr at Vancouver, Jan. 1, 1973

Most Assists by a Defenseman.....6; Bobby Orr at Vancouver, Jan. 1, 1973\*  
Most Assists by a Rookie..... 4; Derek Sanderson vs. Chicago,  
Jan. 21, 1968; Mike Milbury vs. Detroit, Mar. 1, 1977;  
Barry Pederson at Washington, Dec. 23, 1981 & vs. Hartford, Apr. 4, 1982;  
Tom Fergus at Winnipeg, Jan. 3, 1982; Craig Janney vs. St. Louis, Jan. 2, 1989  
Most Assists, One Period.....4; Bobby Orr, 1st vs. California, Feb. 15, 1972;  
Brad Park, 1st vs. Chicago, Mar. 17, 1979;  
Wayne Cashman, 2nd vs. Hartford, Nov. 19, 1981;  
Glen Wesley, 2nd at Chicago, Oct. 16, 1988;  
Adam Oates, 2nd vs. Anaheim, Mar. 24, 1994  
Most Points.....7; Bobby Orr vs. NY Rangers, 3 G/4 A, Nov. 15, 1973;  
Phil Esposito vs. NY Rangers, 3 G/4 A, Dec. 19, 1974;  
Barry Pederson vs. Hartford, 3 G/4 A, Apr. 4, 1982;  
Cam Neely at Chicago, 3 G/4 A, Oct. 16, 1988  
Most Points, One Period.....5; Leo Labine, 2nd vs. Detroit,  
3 G/2 A, Nov. 28, 1954  
Most Penalties..... 10; Chris Nilan vs. Hartford, Mar. 31, 1991,\*  
6 minors, 2 majors, 1 misconduct, 1 game misconduct  
Most Penalty Minutes.....43; Keith Crowder vs. Minnesota, Feb. 26, 1981,  
4 minors, 1 major, 2 misconducts, 1 game misconduct

## STREAKS

Most Consecutive Games Played.....418; John Bucyk,  
Jan. 23, 1969-Mar. 2, 1975  
Most Consecutive Scoreless Minutes..... 231:54; Frank Brimsek, 1938-39  
Most Consecutive Shutouts..... 3; Hal Winkler, 1927-28;  
Cecil Thompson, 1935-36 & Frank Brimsek, 1938-39 twice  
Longest Win Streak by a Goaltender..... 17; Gilles Gilbert, 1975-76\*  
Longest Unbeaten Streak by a Goaltender.....32; Gerry Cheevers, 24-0-8,  
1971-72\*  
Longest Goal Scoring Streak.....9; Phil Esposito, 14 G, 1970-71  
Longest Assist Streak..... 18; Adam Oates, 28 A, 1992-93  
Longest Point Streak.....22; Bronco Horvath, 16 G/17 A, 1959-60



Credit Steve Babineau/NHLU via Getty Images

Ray Bourque (left), John Bucyk (center) and Milt Schmidt (right) are the last three Bruins to hold the club's career scoring record. Bucyk broke Schmidt's record of 575 points on Dec. 7, 1967 while Bourque surpassed Bucyk's 1,339 on Feb. 1, 1997.

# REGULAR SEASON SCORING & RESULTS

Note: All NHL and team records referred to in this section are current to that season. Many were broken in subsequent seasons. An \* indicates an overtime or shootout decision.

## 1924-25

Gm	Date	Opponent	Score
1	Dec. 1	Mtl Maroons	W 2-1
2	3	at Toronto	L 3-5
3	8	Mtl Canadiens	L 3-4
4	10	at Hamilton	L 1-7
5	15	Ottawa	L 2-10
6	17	at Mtl Maroons	L 2-6
7	22	Toronto	L 1-10
8	25	at Mtl Canadiens	L 0-5
9	29	Hamilton	L 1-2
10	31	at Ottawa	L 2-5
11	Jan. 3	at Mtl Maroons	L 3-4
12	5	Toronto	L 2-3
13	10	at Mtl Canadiens*	W 3-2
14	12	Hamilton	L 2-4
15	17	at Ottawa	L 2-3
16	20	Mtl Maroons	L 0-2
17	24	at Toronto	L 3-4
18	27	Mtl Canadiens	L 0-4
19	31	at Hamilton	L 3-8
20	Feb. 3	Ottawa	L 1-3
21	7	at Mtl Maroons	W 1-0
22	10	Toronto	L 1-5
23	14	at Mtl Canadiens	L 1-5
24	17	Hamilton	L 1-2
25	21	at Ottawa	L 0-3
26	24	Mtl Maroons	W 2-1
27	28	at Toronto	L 1-5
28	Mar. 3	Mtl Canadiens	W 3-2
29	7	at Hamilton	W 2-0
30	9	Ottawa	L 1-4

Player	GP	G	A	PTS	PIM
Jimmy Herberts	30	17	7	24	55
Billy Stuart/Toronto	4	0	1	1	2
/Boston	25	5	3	8	30
/Total	29	5	4	9	32
Carson Cooper	12	5	3	8	4
Stan Jackson/Toronto	3	0	0	0	7
/Boston	24	5	2	7	30
/Total	27	5	2	7	37
George Redding	27	3	2	5	10
Fred Harris	6	3	1	4	8
Lionel Hitchman/Ottawa	12	0	0	0	2
/Boston	19	3	1	4	22
/Total	31	3	1	4	24
Herb Mitchell	27	3	0	3	24
Normie Shay	18	1	2	3	14
Lloyd Cook	4	1	0	1	0
Bobby Rowe	4	1	0	1	0
Bernie Morris	6	1	0	1	0
Bobby Benson	8	0	1	1	4
Fern Headley	11	0	1	1	2
Jack Ingram	1	0	0	0	0
Howard Lockhart	2	0	0	0	0
Emory Sparrow	8	0	0	0	4
Norman Fowler	7	0	0	0	0
Alfie Skinner	10	0	0	0	15
George Carroll/Montreal	5	0	0	0	2
/Boston	11	0	0	0	9
/Total	16	0	0	0	11
Charles Stewart	21	0	0	0	0
Werner Schnarr	24	0	0	0	0

Goaltender	GP	MINS	W-L-T	GA	GAA
Charles Stewart	21	1266	5-16-0	65	3.08
Howard Lockhart	2	120	0-2-0	11	5.50
Norman Fowler	7	420	1-6-0	43	6.14

### 1924-25 NOTABLES:

Home Record.....3-12-0  
Road Record.....3-12-0  
Overall Record.....6-24-0

- The Bruins finish their first NHL season ranked sixth in the six-team league.
- Jimmy Herberts finishes ninth overall in NHL scoring.
- November 1, 1924: Charles F. Adams is awarded the first U.S.-based team in the National Hockey League. He holds a contest to name the Boston club and the "Bruins" are born.
- March 7, 1925: The Bruins take a 2-0 victory in Hamilton behind Charles Stewart's shutout. It is the sixth and final win of the season for Boston and is their only victory over a team from a city other than Montreal (Canadiens or Maroons).

## BOSTON BRUINS FIRSTS

First Game..... December 1, 1924 at Boston Arena,  
2-1 win vs. Montreal Maroons  
First Goal .....Fred Harris, December 1, 1924  
vs. Montreal Maroons  
First Assist..... Carson Cooper, December 1, 1924  
vs. Montreal Maroons  
First Game-Winning Goal..... Carson Cooper,  
December 1, 1924 vs. Montreal Maroons  
First Penalty..... Fern Headley, December 1, 1924  
vs. Montreal Maroons  
First Goal Against ..... Charlie Dinsmore  
vs. Norman Fowler,  
December 1, 1924 vs. Montreal Maroons  
First Shutout..... Charles Stewart, February 7, 1925  
1-0 at Montreal Maroons



Carson Cooper scored the first game-winning goal in team history on December 1, 1924.

## 1925-26

Gm	Date	Opponent	Score
1	Nov. 26	Pittsburgh	L 1-2
2	28	at Toronto	W 3-2
3	Dec. 1	Mtl Canadiens	L 2-3
4	3	at Ottawa	L 0-2
5	5	at Mtl Maroons	L 0-4
6	8	Mtl Maroons	W 3-2
7	11	at Pittsburgh	L 3-5
8	15	Ottawa	L 1-2
9	19	at Mtl Canadiens*	L 5-6
10	22	NY Americans	L 2-3
11	29	Toronto	W 3-0
12	Jan. 5	Pittsburgh	W 3-0
13	7	at NY Americans*	T 2-2
14	9	at Toronto	L 2-3
15	12	Mtl Canadiens	L 2-4
16	15	at Pittsburgh	L 1-5
17	19	Mtl Maroons*	T 3-3
18	23	at NY Americans*	T 2-2
19	26	Ottawa	L 2-8
20	30	at Mtl Maroons	W 5-0
21	Feb. 2	Toronto	W 3-2
22	4	at Ottawa	W 3-2
23	6	at Mtl Canadiens*	T 3-3
24	9	NY Americans	W 4-0
25	13	at Toronto	W 7-4
26	16	Pittsburgh*	W 3-2
27	18	at NY Americans	W 7-3
28	20	at Mtl Canadiens	W 3-1
29	22	Toronto*	W 2-1
30	27	at Ottawa	L 2-3
31	Mar. 2	Mtl Canadiens	W 4-1
32	4	at Mtl Maroons	W 3-2
33	6	Ottawa	W 1-0
34	9	NY Americans	L 0-1
35	12	at Pittsburgh*	L 1-2
36	16	Mtl Maroons	W 1-0

Player	GP	G	A	PTS	PIM
Carson Cooper	36	28	3	31	10
Jimmy Herberts	36	26	5	31	47
Lionel Hitchman	36	7	4	11	70
Sprague Cleghorn	28	6	5	11	49
Leland Harrington	26	7	2	9	6
Billy Stuart	33	6	1	7	41
George Geran	33	5	1	6	6
Stan Jackson	28	3	3	6	30
Herb Mitchell	26	3	0	3	14
Normie Shay	13	1	0	1	2
Charles Cahill	31	0	1	1	4
Werner Schnarr	1	0	0	0	0
Fred Bergdison	2	0	0	0	0

Maurice Roberts	2	0	0	0	0
Joe Matte	3	0	0	0	0
Charles Larose	6	0	0	0	0
John Brackenborough	7	0	0	0	0
George Redding	8	0	0	0	0
Phil Stevens	17	0	0	0	0
Charles Stewart	35	0	0	0	0

Goaltender	GP	MINS	W-L-T	GA	GAA
Charles Stewart	35	2168	16-14-4	80	2.21
Maurice Roberts	2	90	1-1-0	5	3.33

### 1925-26 NOTABLES:

Home Record..... 10-7-1  
Road Record..... 7-8-3  
Overall Record..... 17-15-4

- Carson Cooper and Jimmy Herberts finish third and fourth, respectively, in the NHL scoring race.
- January 5, 1925: Jimmy Herberts scores the first hat trick in Bruins history, tallying all three Boston goals in a 3-0 win over the Pittsburgh Pirates.
- January 7, 1925: The Bruins play the first tie game in their history, a 2-2 deadlock at the NY Americans.
- March 16, 1925: The Bruins end their second season with a 1-0 victory over the Montreal Maroons, but miss what would have been their first playoff berth by one point as Pittsburgh had beaten Ottawa the night before to clinch third place.



Jimmy Herberts scored the first hat trick in Bruins history on January 5, 1925.

## 1926-27

Gm	Date	Opponent	Score
1	Nov. 16	Mtl Canadiens	W 4-1
2	18	at Detroit	W 2-0
3	20	at Chicago	L 1-5
4	23	Mtl Maroons	L 1-2
5	30	Ottawa	L 1-2
6	Dec. 4	at Pittsburgh*	W 4-3
7	7	NY Rangers	L 0-1
8	12	at NY Rangers*	L 1-2
9	14	Detroit	W 7-2
10	16	at Mtl Canadiens*	T 2-2
11	18	Pittsburgh	W 3-0
12	21	Toronto	L 3-5
13	23	at Mtl Maroons	W 2-1
14	28	NY Americans	W 2-1
15	30	at Toronto	L 1-4
16	Jan. 2	at NY Americans	L 0-3
17	4	Ottawa*	W 2-1
18	8	Mtl Maroons	L 0-3
19	11	Chicago	W 6-3
20	13	at Detroit	L 2-3
21	15	at Ottawa	L 4-5
22	18	NY Rangers	W 7-3
23	20	at NY Rangers*	T 2-2
24	22	at Chicago*	T 2-2
25	25	Pittsburgh	W 3-1
26	29	at Pittsburgh	L 0-2
27	Feb. 1	Toronto	W 1-0
28	5	at Toronto	L 0-1
29	8	Detroit	W 2-0
30	12	at Mtl Maroons	W 3-2
31	15	Chicago	W 3-0
32	20	at NY Rangers	L 1-3
33	22	Detroit	W 3-2
34	26	at Mtl Canadiens	L 0-2
35	Mar. 1	at NY Americans	L 0-3
36	5	NY Americans	W 5-0
37	8	Pittsburgh	W 5-2
38	12	Chicago	L 0-4
39	15	at Chicago*	W 2-1



# REGULAR SEASON SCORING & RESULTS

40	Mar.	17	at Ottawa	L	0-1
41		19	at Detroit	W	3-1
42		22	Mtl Canadiens	L	0-1
43		24	at Pittsburgh	L	3-4
44		26	at NY Rangers*	W	4-3

Player	GP	G	A	PTS	PIM
Frank Fredrickson/Detroit	16	4	6	10	12
/Boston	28	14	7	21	33
/Total	44	18	13	31	45
Harry Oliver	44	18	6	24	17
Jimmy Herberts	35	15	7	22	51
Eddie Shore	41	12	6	18	130
Percy Galbraith	42	9	8	17	26
Lionel Hitchman	41	3	6	9	70
Sprague Cleghorn	44	7	1	8	84
Billy Boucher/Montreal	21	4	0	4	14
/Boston	14	2	0	2	12
/Total	35	6	0	6	26
Billy Stuart	43	3	1	4	20
Billy Couto	41	1	1	2	25
Harry Meeking/Detroit	6	0	0	0	4
/Boston	23	1	0	1	2
/Total	29	1	0	1	6
Charles Cahill	1	0	0	0	0
Carson Cooper	10	0	0	0	0
Charles Stewart	21	0	0	0	0
Hal Winkler	23	0	0	0	0

Goaltender	GP	MINS	W-L-T	GA	GAA
Hal Winkler	23	1445	12-9-2	40	1.66
Charles Stewart	21	1303	9-11-1	49	2.26



Harry Oliver scored the first four-goal game in Bruins history on January 11, 1927.

## 1926-27 NOTABLES:

Home Record.....	15-7-0
Road Record.....	6-13-3
Overall Record.....	21-20-3

- Frank Fredrickson and Harry Oliver finish fourth and ninth, respectively, in NHL scoring.
- January 11, 1927: Harry Oliver becomes the first Bruin to score four goals in a game in a 6-3 victory over Chicago. Four of Boston's goals came in a 1:25 span of the first period.
- January 18, 1927: Frank Fredrickson ties a team record that had been set just seven days prior with a four-goal effort in a 7-3 win over the NY Rangers.
- January 29, 1927: The Bruins play two minutes of the third period with just one skater on the ice as four skaters were serving penalties.
- February 22, 1927: A flashing red light is used for the first time at the Boston Arena to signal a goal scored. Goal judges had waved a flag prior to that time.

## 1927-28

Gm	Date	Opponent	Score
1	Nov. 15	Chicago*	T 1-1
2	19	Detroit	W 5-2
3	22	Toronto	W 1-0
4	26	NY Americans*	L 3-4
5	27	at NY Rangers*	T 1-1
6	29	Mtl Maroons	W 4-0
7	Dec. 1	at Pittsburgh*	T 0-0
8	3	at Ottawa	L 2-3
9	6	Mtl Canadiens*	T 1-1
10	10	at Chicago	W 2-0
11	11	at Detroit*	W 2-1
12	13	NY Rangers	L 2-3
13	17	at Mtl Canadiens	L 1-5
14	20	Ottawa	W 1-0
15	27	NY Rangers	W 2-0
16	29	at Toronto	L 1-2

17	Jan. 1	at NY Americans	W	3-2
18	3	Pittsburgh*	T	0-0
19	7	at Mtl Maroons	L	1-4
20	10	Chicago	W	3-1
21	12	at NY Rangers*	T	2-2
22	14	at Ottawa	W	4-2
23	17	Mtl Canadiens	L	1-3
24	21	at Chicago*	T	1-1
25	22	at Detroit*	L	2-3
26	24	Pittsburgh*	T	0-0
27	28	at Pittsburgh	L	0-1
28	31	NY Americans	W	2-1
29	Feb. 7	Detroit	W	4-2
30	11	at Mtl Canadiens*	T	1-1
31	14	Chicago	W	1-0
32	19	at NY Rangers	W	2-0
33	21	Pittsburgh	W	2-0
34	25	at Mtl Maroons	L	1-3
35	28	Mtl Maroons	W	2-1
36	Mar. 3	at Toronto*	T	0-0
37	6	Ottawa	W	1-0
38	10	NY Rangers*	T	3-3
39	11	at NY Americans	W	1-0
40	13	Detroit	W	3-0
41	15	at Chicago	W	3-1
42	17	at Pittsburgh	L	1-3
43	20	Toronto	L	2-6
44	24	at Detroit	L	2-7

Player	GP	G	A	PTS	PIM
Harry Oliver	44	13	5	18	20
Eddie Shore	44	11	6	17	165
Frank Fredrickson	44	10	4	14	83
Norman Gainor	41	8	4	12	35
Percy Galbraith	42	6	5	11	26
Harry Connor	42	9	1	10	26
Lionel Hitchman	44	5	3	8	87
Dit Clapper	40	4	1	5	20
Fred Gordon	41	3	2	5	40
Sprague Cleghorn	37	2	2	4	14
Leland Harrington	22	1	0	1	7
Martin Lauder	3	0	0	0	2
Nobby Clark	5	0	0	0	0
Hal Winkler	44	0	0	0	0

Goaltender	GP	MINS	W-L-T	GA	GAA
Hal Winkler	44	2780	20-13-11	70	1.51



Hal Winkler was the first Boston goaltender to play in every game in a season when he manned the nets for all 44 contests in 1927-28.

## 1927-28 NOTABLES:

Home Record.....	13-4-5
Road Record.....	7-9-6
Overall Record.....	20-13-11

- The Bruins finish first overall in the American Division.
- Hal Winkler ties a league record with 15 shutouts on the season.
- December 13, 1927: The NY Rangers score three power play goals in a 3-2 win over the Bruins as Boston plays short-handed for 17 minutes of the second period.
- January 10, 1928: "Art Ross nets" are used for the first time in a Bruins game. The net, designed by the Boston General Manager and Coach, is slightly larger and M-shaped to keep the puck from rebounding out as quickly.
- February 21, 1928: Brothers oppose each other as coaches for the first time in NHL history as Sprague Cleghorn is Boston's acting coach with Art Ross ill and Odie Cleghorn is behind the Pittsburgh bench. Sprague wins the family bragging rights as Boston takes a 2-0 victory.

## 1928-29

Gm	Date	Opponent	Score
1	Nov. 15	at Pittsburgh*	W 1-0
2	17	at Ottawa*	T 2-2
3	20	Mtl Canadiens	L 0-1
4	22	at Detroit	L 0-2
5	25	at Chicago*	T 1-1
6	27	Pittsburgh	W 1-0
7	Dec. 4	NY Rangers	W 2-0
8	8	Mtl Maroons	W 5-1
9	9	at NY Americans	L 1-2
10	11	NY Americans	L 0-3
11	15	at Toronto	L 0-2
12	18	Detroit	W 3-1
13	25	Chicago	L 1-2
14	30	at NY Rangers	L 0-2
15	Jan. 1	Ottawa	W 3-0
16	3	at Mtl Maroons	W 1-0
17	5	Pittsburgh	W 3-2
18	8	Toronto	W 5-2
19	10	at Mtl Canadiens	W 4-2
20	12	Detroit	W 3-2
21	15	NY Rangers	W 4-1
22	17	at Detroit*	T 1-1
23	20	at Chicago	W 2-0
24	22	Mtl Canadiens*	T 0-0
25	27	at NY Rangers	W 2-1
26	29	Chicago	W 4-1
27	31	at Toronto	W 3-1
28	Feb. 2	Toronto	L 0-3
29	5	NY Americans	L 0-1
30	9	at Mtl Maroons	L 0-1
31	12	Detroit	W 1-0
32	14	at Pittsburgh	L 0-2
33	16	at Chicago	W 3-0
34	19	Pittsburgh	W 1-0
35	24	at NY Americans*	T 2-2
36	26	Mtl Maroons	W 1-0
37	28	at Ottawa	W 4-0
38	Mar. 2	at Mtl Canadiens	L 0-3
39	5	NY Rangers	W 2-1
40	9	Ottawa	L 1-2
41	10	at NY Rangers	W 3-2
42	12	Chicago	W 11-1
43	14	at Detroit	W 5-1
44	16	at Pittsburgh	W 3-1

Player	GP	G	A	PTS	PIM
Harry Oliver	43	17	6	23	24
Norman Gainor	39	14	5	19	30
Eddie Shore	39	12	7	19	96
Bill Carson/Toronto	24	7	6	13	45
/Boston	19	4	2	6	10
/Total	43	11	8	19	55
Cooney Weiland	40	11	7	18	16
Dit Clapper	40	9	2	11	48
Mickey Mackay/Pittsburgh	10	1	0	1	2
/Boston	30	8	2	10	18
/Total	40	9	2	11	20
George Owen	26	5	4	9	48
Frank Fredrickson	12	3	1	4	24
Percy Galbraith	38	2	1	3	44
Cy Denny	23	1	2	3	2
Myles Lane/NY Rangers	24	1	0	1	22
/Boston	19	1	0	1	2
/Total	43	2	0	2	24
Jim Lloyd Klein	14	1	0	1	5
Lionel Hitchman	38	1	0	1	64
Eric Pettinger	17	0	0	0	17
Eddie Rodden	20	0	0	0	10
Redvers Green	25	0	0	0	16
Cecil Thompson	44	0	0	0	0

Goaltender	GP	MINS	W-L-T	GA	GAA
Cecil Thompson	44	2710	26-13-5	52	1.15

## 1928-29 NOTABLES:

Home Record.....	15-6-1
Road Record.....	11-7-4
Overall Record.....	26-13-5

- The Bruins finish with a winning record on the road for the first time in their history at 11-7-4 and win the American Division crown.
- Harry Oliver finishes seventh overall in the league's scoring race.
- November 20, 1928: The Bruins play their first game in the new Boston Garden with an estimated attendance of 16,000. Montreal's Sylvio Mantha scores the game's only goal at 19:58 of the second period on Cecil "Tiny" Thompson.
- January 8, 1929: George Owen, Jr. becomes the first


# REGULAR SEASON SCORING & RESULTS

player from Harvard University to play an NHL game.

- January 15, 1929: Eddie Shore misses his first Boston game to injury with a sprained ankle. He had played in 117 of 118 games prior to this, missing one due to an NHL suspension.

- February 2, 1929: The Bruins have their NHL record 13-game unbeaten streak snapped at 11-0-2 with a 3-0 loss to Toronto.

- February 16, 1929: The Bruins take a 3-0 win over Chicago in a game played at the Peace Bridge Arena in Fort Erie, Ontario due to construction of Chicago's new arena.



George Owen became the first player from Harvard University to play in the NHL when he suited up for the Bruins on January 8, 1929.

## 1929-30

Gm	Date	Opponent	Score
1	Nov. 14	at Detroit	W 5-2
2	16	at Toronto	W 6-5
3	19	NY Rangers	W 3-2
4	23	at Mtl Maroons	W 4-3
5	26	Mtl Maroons	L 1-6
6	30	at Pittsburgh	W 6-2
7	Dec. 1	at Chicago	L 1-3
8	3	Mtl Canadiens	W 3-1
9	7	Detroit	W 2-1
10	10	Pittsburgh	W 5-4
11	12	at Ottawa	W 3-2
12	15	at NY Americans	W 8-4
13	17	Ottawa	W 6-2
14	21	Chicago	W 4-1
15	25	Toronto	W 6-2
16	26	at NY Rangers	W 4-2
17	28	at Mtl Canadiens	W 3-2
18	Jan. 1	NY Americans	W 5-2
19	4	at Mtl Maroons	W 4-2
20	7	NY Rangers	W 3-0
21	9	at Pittsburgh	W 4-3
22	12	at NY Americans	L 2-3
23	14	Ottawa	W 5-1
24	16	at Chicago	L 1-2
25	19	at Detroit	W 5-4
26	21	Chicago	W 5-1
27	23	NY Americans*	W 2-1
28	25	at Mtl Canadiens	W 2-1
29	28	Pittsburgh	W 6-0
30	Feb. 2	at NY Rangers*	T 3-3
31	4	Detroit	W 3-1
32	11	Toronto*	W 6-5
33	12	at Pittsburgh	W 4-3
34	15	at Toronto*	W 5-3
35	16	at Detroit	W 4-2
36	18	Mtl Maroons	W 3-2
37	23	at NY Rangers	W 3-2
38	25	Pittsburgh	W 7-0
39	Mar. 1	at Ottawa	W 2-1
40	4	Mtl Canadiens	W 5-2
41	11	Chicago	W 4-3
42	13	at Chicago*	L 2-3
43	15	Detroit	W 5-2
44	18	NY Rangers	W 9-2

Player	GP	G	A	PTS	PIM
Cooney Weiland	44	43	30	73	27
Dit Clapper	44	41	20	61	48
Norman Gainor	43	18	31	49	39
Marty Barry	44	18	15	33	8
Eddie Shore	43	12	19	31	105
Harry Oliver	42	16	5	21	12
Percy Galbraith	44	7	9	16	38
George Owen	42	9	4	13	31
Bill Carson	44	7	4	11	24
Mickey Mackay	40	4	5	9	13
Lionel Hitchman	39	2	7	9	39

Harry Connor/Ottawa	25	1	2	3	22
/Boston	13	0	0	0	4
/Total	38	1	2	3	26
Bill Hutton	16	2	0	2	2
Art Gagne	6	0	1	1	6
Myles Lane	3	0	0	0	0
Bobby Taylor	8	0	0	0	6
Cecil Thompson	44	0	0	0	0

Goaltender	GP	MINS	W-L-T	GA	GAA
Cecil Thompson	44	2680	38-5-1	98	2.19

## 1929-30 NOTABLES:

Home Record.....	21-1-0
Road Record.....	17-4-1
Overall Record.....	38-5-1



Ralph "Cooney" Weiland became the first Bruin to win a league scoring title with 43 goals and 73 points in just 44 games in the 1929-30 season.

- The Bruins set NHL records with 38 wins, 77 points, 179 goals for and 98 goals against. Their points percentage of .875 remains the best in NHL history.
- Ralph "Cooney" Weiland becomes the first Bruin to lead the NHL in scoring with the best single season in league history, scoring 73 points in just 44 games.
- Cecil "Tiny" Thompson wins the Vezina Trophy for allowing the fewest goals in the league.
- Dit Clapper (third) and Dutch Gainor (tenth) also place in the league's top ten in scoring.
- December 17, 1929: Cooney Weiland takes the first major penalty of his career in a fight with Ottawa's Joe Lamb. Eddie Shore is fined \$25 by the NHL for coming off the bench to join in the altercation.
- January 12, 1930: The Bruins have their NHL-record 14-game win streak snapped with a 3-2 loss at NY Americans. It remains a club record. It also snaps Tiny Thompson's league record win streak for a goaltender at 14 games.
- January 21, 1930: Cooney Weiland scores twice, including the team's 100th goal of the season, in a 5-1 win over Chicago. It is the earliest any NHL team has reached the 100-goal mark.
- March 18, 1930: The Bruins take a 9-2 victory over NY Rangers for their league-record 20th straight home victory. Cooney Weiland scores three goals in the 9-2 win over NY Rangers and wins the league's scoring title with 43 goals and 73 points in just 44 games.

## 1930-31

Gm	Date	Opponent	Score
1	Nov. 11	NY Americans	W 1-0
2	18	Mtl Canadiens	W 5-2
3	20	at Chicago	L 0-1
4	23	at Detroit*	T 2-2
5	25	Chicago*	L 3-4
6	27	at Ottawa	W 2-1
7	29	at Mtl Canadiens	L 2-3
8	Dec. 2	Toronto	W 3-2
9	6	at Philadelphia	W 4-3
10	9	Mtl Maroons	W 2-1
11	11	at NY Americans	L 1-2
12	13	at Toronto	W 7-3
13	16	Detroit	W 3-2
14	18	at NY Rangers	W 4-2
15	20	NY Rangers*	T 2-2
16	25	Philadelphia	W 8-0
17	30	Ottawa	W 7-3
18	Jan. 1	at NY Rangers*	W 4-3
19	3	at Mtl Maroons	L 3-5
20	6	Chicago	W 5-2
21	8	at Ottawa	W 3-1
22	11	at Detroit	W 4-1

23	Jan. 13	NY Rangers*	T 2-2
24	15	at Chicago	L 0-2
25	20	Ottawa	W 4-2
26	22	at NY Americans	L 1-2
27	24	at Philadelphia	W 4-2
28	27	Philadelphia*	T 3-3
29	29	at NY Rangers	W 4-3
30	Feb. 3	Detroit	W 7-2
31	7	at Mtl Canadiens	W 2-1
32	10	Chicago	W 2-1
33	14	at Mtl Maroons	W 4-2
34	17	NY Americans	W 2-0
35	19	Mtl Canadiens*	T 1-1
36	21	at Toronto	L 2-4
37	24	at Philadelphia	W 5-1
38	Mar. 3	NY Rangers	W 4-1
39	7	Philadelphia	W 7-2
40	10	Toronto*	T 3-3
41	12	at Chicago	L 2-3
42	15	at Detroit*	L 2-5
43	17	Detroit	W 4-2
44	21	Mtl Maroons	W 3-1

Player	GP	G	A	PTS	PIM
Cooney Weiland	44	25	13	38	14
Marty Barry	44	20	11	31	26
Eddie Shore	44	15	16	31	105
Dit Clapper	43	22	8	30	50
Harry Oliver	43	16	14	30	18
George Owen	37	12	13	25	33
Red Beattie	32	10	11	21	25
Art Chapman	44	7	7	14	22
Norman Gainor	32	8	3	11	14
Hal Darragh/Philadelphia	10	1	1	2	2
/Boston	25	2	4	6	4
/Total	35	3	5	8	6
Fred Harris	34	2	4	6	20
Percy Galbraith	43	2	3	5	28
Jack Pratt	32	2	0	2	36
Lionel Hitchman	41	0	2	2	40
Paul Runge	2	0	0	0	0
Bill Hutton	9	0	0	0	2
Ron Lyons	14	0	0	0	21
Cecil Thompson	44	0	0	0	0

Goaltender	GP	MINS	W-L-T	GA	GAA
Cecil Thompson	44	2730	28-10-6	90	1.98



Cooney Weiland (left) and Tiny Thompson (right) in the dressing room in Boston Garden. Weiland led the team in scoring in 1930-31 while Thompson tended goal in every game for the third straight season.

## 1930-31 NOTABLES:

Home Record.....	16-1-5
Road Record.....	12-9-1
Overall Record.....	28-10-6

- The Bruins win their fourth consecutive American Division title.
- Eddie Shore, Dit Clapper and Tiny Thompson are named to the league's inaugural All-Star Teams. Shore is named to the First Team on defense while Clapper and Thompson earned Second Team berths in defense and goal, respectively.
- Cooney Weiland finishes ninth overall in league scoring.
- November 25, 1930: The Bruins suffer their only home loss of the season with a 4-3 overtime setback to Chicago.
- December 25, 1930: Six players, including Boston's Eddie Shore, George Owen and Dit Clapper, are given major penalties following a bench-clearing altercation in an 8-0 win over Philadelphia. All three players are fined \$15 by the NHL and Clapper would later be suspended for one game.

# REGULAR SEASON SCORING & RESULTS

## 1931-32

Gm	Date	Opponent	Score
1	Nov. 14	at Mtl Maroons	L 1-4
2	17	Detroit*	W 1-0
3	19	at NY Rangers	L 1-2
4	21	at Mtl Canadiens	L 0-3
5	24	Mtl Canadiens	W 7-1
6	26	Chicago	W 1-0
7	28	at Toronto*	L 5-6
8	Dec. 1	Mtl Maroons	W 7-3
9	8	NY Americans	L 2-3
10	10	at Detroit*	T 1-1
11	13	at Chicago	W 3-0
12	15	NY Rangers*	T 2-2
13	22	Detroit	W 6-2
14	26	at Mtl Maroons*	T 4-4
15	29	Chicago*	T 3-3
16	31	Mtl Canadiens	W 5-0
17	Jan. 3	at NY Americans*	T 0-0
18	5	Toronto*	T 3-3
19	7	at Detroit*	T 0-0
20	10	at Chicago*	T 1-1
21	12	NY Rangers*	L 3-5
22	14	at NY Rangers	L 1-3
23	16	at Mtl Canadiens*	T 2-2
24	19	Chicago	L 2-3
25	23	Detroit	L 0-2
26	26	Mtl Maroons	L 3-4
27	28	at NY Rangers	W 4-1
28	Feb. 2	NY Americans	L 3-4
29	4	at NY Americans	W 5-0
30	6	at Toronto	L 0-6
31	9	NY Rangers	W 2-1
32	11	Mtl Maroons	L 4-7
33	14	at NY Americans	W 3-1
34	16	Toronto	W 3-0
35	18	at Detroit*	T 0-0
36	20	at Chicago	L 1-2
37	23	NY Rangers*	L 0-2
38	25	at NY Rangers*	T 3-3
39	27	at Mtl Canadiens	L 2-4
40	Mar. 1	Mtl Canadiens	W 7-6
41	5	at Mtl Maroons	L 1-3
42	8	Detroit	W 2-0
43	10	Chicago	L 2-3
44	12	at Toronto*	L 3-5
45	15	Toronto	W 6-2
46	18	at Detroit*	T 1-1
47	20	at Chicago	L 0-1
48	22	NY Americans	L 6-8

Player	GP	G	A	PTS	PIM
Dit Clapper	48	17	22	39	21
Marty Barry	48	21	17	38	22
Cooney Weiland	47	14	12	26	20
Art Chapman	48	11	14	25	18
George Owen	45	12	10	22	29
Eddie Shore	44	9	13	22	80
Harry Oliver	44	13	7	20	22
Irwin Boyd	30	10	10	20	31
Bill Touhey	26	5	4	9	12
Frank Jerwa	29	4	5	9	14
Alex Cook	28	4	4	8	14
Lionel Hitchman	48	4	3	7	36
Eddie Burke	16	3	0	3	12
Percy Galbraith	47	2	1	3	28
Harry Foster	34	1	2	3	12
Jim Lloyd Klein	6	1	0	1	0
Paul Runge	14	0	1	1	8
Ed Jeremiah/NY Americans	9	0	1	1	0
/Boston	6	0	0	0	0
/Total	15	0	1	1	0
Red Beattie	2	0	0	0	0
Wilf Cude	2	0	0	0	0
Max Sutherland	2	0	0	0	0
Percy Jackson	4	0	0	0	0
Jack Pratt	5	0	0	0	6
Joe Jerwa	6	0	0	0	8
Cecil Thompson	43	0	0	0	0

Goaltender	GP	MINS	W-L-T	GA	GAA
Percy Jackson	4	232	1-1-1	8	2.07
Cecil Thompson	43	2698	13-19-11	103	2.29
Wilf Cude	2	120	1-1-0	6	3.00

### 1931-32 NOTABLES:

Home Record..... 11-10-3  
 Road Record..... 4-11-9  
 Overall Record..... 15-21-12

• Dit Clapper finishes ninth overall in the league's scoring

race.

• Eddie Shore is named a First Team All-Star on defense.  
 • December 8, 1931: A 3-2 loss to the NY Americans snaps a 19-0-5 home unbeaten streak dating back to December 2, 1930.  
 • January 16, 1932: Percy Jackson plays in net for Boston in a 2-2 tie at Montreal Canadiens. Tiny Thompson misses the game with an injury, snapping his consecutive games streak at 154 games.  
 • January 26, 1932: Percy Jackson replaces Tiny Thompson in goal at the start of the second period of a 4-3 loss to Montreal Maroons. It is the first time a goaltender other than Thompson has tended the Bruins net in Boston Garden.  
 • February 4, 1932: Wilf Cude earns a 5-0 shutout at NY Americans. It is his first game as a Bruin, having been borrowed from the Boston Cubs with both Tiny Thompson and Percy Jackson injured.  
 • March 22, 1932: With both Boston and the NY Americans out of playoff contention, experimental rules were tried at the suggestion of Boston General Manager and Coach Art Ross. The blue lines were eliminated and just the center red line governed off-sides.



Eddie Shore was named a First Team All-Star in 1931-32 for the second straight season.

## 1932-33

Gm	Date	Opponent	Score
1	Nov. 10	at Toronto*	T 1-1
2	12	at Mtl Canadiens	W 4-0
3	15	Mtl Maroons	W 3-2
4	17	at NY Americans	L 2-4
5	22	Chicago	W 5-1
6	26	at Ottawa	W 6-4
7	29	NY Rangers	L 4-6
8	Dec. 3	at Mtl Maroons	L 0-2
9	6	NY Americans*	W 2-0
10	11	at NY Rangers*	L 1-3
11	13	Toronto	W 5-1
12	15	at Chicago	W 1-0
13	18	at Detroit	L 1-2
14	20	Ottawa	W 2-1
15	22	Detroit	W 7-0
16	24	at Ottawa*	T 1-1
17	27	Mtl Canadiens	W 1-0
18	Jan. 1	at NY Americans	L 4-5
19	3	NY Americans*	T 0-0
20	5	at Chicago*	T 0-0
21	8	at Detroit	L 1-3
22	10	Ottawa*	W 3-2
23	12	at NY Rangers	L 1-3
24	14	at Mtl Maroons	W 3-2
25	17	Mtl Maroons	W 6-2
26	19	at Toronto	L 0-3
27	21	at Mtl Canadiens	L 2-5
28	24	Mtl Canadiens	W 3-2
29	26	Toronto	W 4-2
30	31	Chicago	L 1-5
31	Feb. 2	Detroit*	T 1-1
32	4	at Ottawa	L 2-3
33	7	NY Rangers	W 2-1
34	9	Mtl Maroons	W 1-0
35	11	at Mtl Maroons	L 2-4
36	14	Toronto	W 7-2
37	16	at Chicago	L 1-2
38	19	at Detroit	L 1-2
39	21	Mtl Canadiens	W 10-0
40	28	Ottawa*	T 0-0
41	Mar. 5	at NY Rangers	W 2-1
42	7	Detroit	W 4-1
43	9	NY Americans	W 4-2
44	11	at Toronto	W 6-2
45	14	Chicago	W 3-2
46	16	at NY Americans*	T 1-1
47	18	at Mtl Canadiens*	T 0-0

48 Mar. 21 NY Rangers W 3-2

Player	GP	G	A	PTS	PIM
Marty Barry	47	24	13	37	40
Nels Stewart	47	18	18	36	62
Eddie Shore	48	8	27	35	102
Dit Clapper	48	14	14	28	42
Red Beattie	48	8	12	20	12
Joe Lamb	42	11	8	19	68
Harry Oliver	47	11	7	18	10
Vic Ripley/Chicago	15	2	4	6	6
/Boston	23	2	5	7	21
/Total	38	4	9	13	27
Orville Heximer	48	7	5	12	24
Alex Smith/Ottawa	34	2	0	2	42
/Boston	15	5	4	9	30
/Total	49	7	4	11	72
Art Chapman	46	3	6	9	19
George Owen	42	6	2	8	10
Frank Jerwa	34	3	4	7	23
Tom Filmore/NY Americans	34	1	4	5	9
/Boston	1	0	0	0	0
/Total	35	1	4	5	9
Billy Burch	23	3	1	4	4
Percy Galbraith	47	1	2	3	28
Lionel Hitchman	45	0	1	1	34
Earl Roche/Mtl Maroons	5	0	0	0	0
/Boston	3	0	0	0	0
/Total	8	0	0	0	0
Cecil Thompson	48	0	0	0	0

Goaltender	GP	MINS	W-L-T	GA	GAA
Cecil Thompson	48	3000	25-15-8	88	1.76

### 1932-33 NOTABLES:

Home Record..... 19-2-3  
 Road Record..... 6-13-5  
 Overall Record..... 25-15-8



Marty Barry won his first of three straight team scoring titles in 1932-33.

• The Bruins tie with Detroit for the league's top record at 25-15-8.  
 • Eddie Shore becomes the first Bruin to win the Hart Trophy and is named to the First All-Star Team.  
 • Tiny Thompson wins his second Vezina Trophy.  
 • Marty Barry (seventh), Nels Stewart (ninth) and Eddie Shore (tie-tenth) all finish among the league's top ten scorers.  
 • December 20, 1932: Orville Heximer scores the game-winning goal in a 2-1 Boston win from behind the net, flipping the puck over the net and off Ottawa goaltender Bill Beveridge into the goal.  
 • February 21, 1933: Tiny Thompson makes 23 saves as the Bruins defeat the Montreal Canadiens by a 10-0 score. It is the most goals scored in an NHL game in the 1932-33 season.  
 • March 14, 1933: The Bruins are awarded a 3-2 win over Chicago. Coach Art Ross pulls goaltender Tiny Thompson with Chicago holding a 2-1 lead and Eddie Shore scores at 19:58 of the third to tie the game. Marty Barry scores in a goalmouth scramble at 3:11 of overtime and Chicago protests that the puck had been frozen. Chicago General Manager Tommy Gorman exchanges punches with referee Bill Stewart and then pulls his team off the ice. Stewart drops the puck for a faceoff and declares the game a forfeit.

## 1933-34

Gm	Date	Opponent	Score
1	Nov. 9	at Toronto	L 1-6
2	11	at Mtl Maroons	L 2-3
3	14	Detroit	L 2-4



# REGULAR SEASON SCORING & RESULTS

4	Nov.	18	at Mtl Canadiens	W	2-1
5		21	Chicago	W	2-0
6		23	at Detroit	W	6-0
7		26	at Chicago	L	0-1
8		28	Ottawa	W	2-1
9		30	at Ottawa	L	1-2
10	Dec.	2	NY Rangers	L	0-3
11		5	Mtl Canadiens	W	5-2
12		9	NY Americans	W	4-2
13		12	Toronto	L	1-4
14		14	at NY Americans	W	5-4
15		17	at NY Rangers*	T	2-2
16		19	Mtl Maroons*	W	1-0
17		23	Chicago	L	1-3
18		26	Toronto*	T	2-2
19		28	at Mtl Canadiens	W	4-3
20	Jan.	2	Mtl Maroons	L	0-1
21		4	at Ottawa	L	2-9
22		6	at Mtl Maroons	L	2-4
23		9	NY Americans	L	1-2
24		11	at Chicago*	T	0-0
25		14	at Detroit	L	0-2
26		16	Mtl Canadiens	W	4-0
27		18	at Toronto	L	2-6
28		21	at NY Americans	L	2-4
29		23	Detroit	L	1-3
30		28	at NY Rangers	L	2-4
31		30	NY Rangers	W	2-1
32	Feb.	1	at Detroit*	T	2-2
33		4	at Chicago*	W	2-1
34		6	NY Americans	L	0-1
35		10	at Mtl Maroons	L	0-1
36		13	NY Rangers	L	4-6
37		15	Mtl Maroons*	T	4-4
38		17	at Toronto	L	4-6
39		20	Detroit	L	1-4
40		22	Ottawa*	L	1-3
41		24	at Ottawa	L	4-9
42		27	Chicago	W	3-1
43	Mar.	1	Mtl Canadiens	W	3-1
44		3	at Mtl Canadiens	L	1-2
45		6	Toronto	W	7-2
46		13	Ottawa	W	2-1
47		15	at NY Rangers	W	3-2
48		18	at NY Americans	W	9-5



Lionel Hitchman played his final NHL game on February 22, 1934. His number 3 would later be retired by the Bruins.

Player	GP	G	A	PTS	PIM
Marty Barry	48	27	12	39	12
Nels Stewart	47	21	17	38	68
Joe Lamb	48	10	15	25	47
Dit Clapper	48	10	12	22	6
Red Beattie	48	9	13	22	26
Harry Oliver	48	5	9	14	6
Babe Siebert/NY Rangers	13	0	1	1	18
/Boston	32	5	6	11	31
/Total	45	5	7	12	49
Eddie Shore	30	2	10	12	57
Lloyd Gross/NY Amerks	21	7	3	10	10
/Boston	6	1	0	1	6
/Total	27	8	3	11	16
Alex Smith	48	4	6	10	32
Bob Gracie	24	2	6	8	16
Art Chapman	21	3	2	5	6
Don Smillie	12	2	2	4	4
James O'Neil	25	2	2	4	15
Vic Ripley	14	2	1	3	6
Myles Lane	28	2	1	3	17
Percy Galbraith/Ottawa	2	0	0	0	0
/Boston	42	0	2	2	5
/Total	44	0	2	2	5
Lionel Hitchman	27	1	0	1	4
George Patterson	10	0	1	1	2

Archie Wilcox/Mtl Maroons	10	0	0	0	2
/Boston	14	0	1	1	2
/Total	24	0	1	1	4
Joe Jerwa	3	0	0	0	8
Tom Filmore	3	0	0	0	0
John Sheppard	4	0	0	0	0
Walter Hamott	6	0	0	0	6
Frank Jerwa	7	0	0	0	2
Bert McInenly/Ottawa	2	0	0	0	0
/Boston	7	0	0	0	4
/Total	9	0	0	0	4
Bob Davie	9	0	0	0	6
Cecil Thompson	48	0	0	0	0

Goaltender	GP	MINS	W-L-T	GA	GAA
Cecil Thompson	48	2980	18-25-5	130	2.62

## 1933-34 NOTABLES:

Home Record..... 11-11-2  
 Road Record..... 7-14-3  
 Overall Record..... 18-25-5

- Eddie Shore earns a Second Team All-Star berth.
- Marty Barry and Nels Stewart finish fourth and sixth, respectively, in the league's scoring race.
- December 12, 1933: A game vs. Toronto in Boston Garden was the setting for one of the most infamous acts in NHL history. Eddie Shore, having been struck from behind by a Toronto player, charged the Maple Leafs' Ace Bailey, erroneously believing that Bailey had struck him. Bailey was knocked to the ice and went into convulsions, having suffered a fractured skull. He remained in a Boston hospital for two months, underwent two brain surgeries and never played hockey again. Shore was suspended by the NHL for 16 games, at the time the longest suspension ever levied by the league.
- February 22, 1934: Lionel Hitchman plays his final NHL game against the team with which he started his career. The Ottawa Senators defeat the Bruins by a 3-1 score.
- March 6, 1934: Ace Bailey returns to Boston for the first time since leaving the hospital a month earlier and drops the first puck in a pre-game ceremony. He receives a standing ovation from the crowd.

## 1934-35

Gm	Date	Opponent	Score
1	Nov. 8	at Toronto	L 3-5
2	11	at Ottawa	W 4-2
3	17	St. Louis	W 1-0
4	20	Detroit	W 1-0
5	24	at St. Louis	W 4-1
6	25	at Chicago	L 0-4
7	27	Chicago	L 2-3
8	Dec. 1	at Mtl Canadiens	W 2-0
9	4	Toronto	L 0-1
10	8	Mtl Canadiens	W 4-0
11	11	NY Americans	W 4-3
12	13	at NY Americans*	L 3-4
13	16	at NY Rangers	L 1-2
14	18	NY Rangers	W 5-3
15	22	Detroit	W 4-3
16	25	Mtl Maroons	L 3-5
17	27	at Mtl Maroons	L 0-1
18	30	at NY Rangers*	T 0-0
19	Jan. 1	NY Rangers	W 5-2
20	3	at Mtl Canadiens	W 2-1
21	5	Chicago	L 0-6
22	8	Toronto	W 3-1
23	10	at St. Louis	W 2-1
24	13	at Chicago*	T 1-1
25	15	St. Louis	W 5-3
26	19	Mtl Canadiens	L 1-4
27	22	Mtl Maroons	W 4-3
28	26	at Mtl Canadiens	L 2-3
29	27	at Detroit*	T 2-2
30	29	NY Americans	W 4-0
31	Feb. 2	at Mtl Maroons	L 1-3
32	5	Detroit	W 4-2
33	7	at Toronto*	T 4-4
34	10	at NY Americans	L 5-7
35	12	Toronto*	W 6-5
36	16	at St. Louis	L 0-3
37	17	at Chicago	W 2-1
38	19	Mtl Canadiens	W 3-1
39	24	at NY Rangers*	T 0-0
40	26	St. Louis	W 5-0
41	Mar. 2	at Mtl Maroons*	T 2-2
42	5	NY Rangers	W 3-1
43	9	at Toronto	W 7-4
44	10	at Detroit*	W 2-1
45	12	NY Americans	W 4-1

46	Mar.	14	at NY Americans	W	5-4
47		16	Chicago	L	2-5
48		19	Mtl Maroons	L	2-4

Player	GP	G	A	PTS	PIM
Marty Barry	48	20	20	40	33
Nels Stewart	47	21	18	39	45
Dit Clapper	48	21	16	37	21
Eddie Shore	48	7	26	33	32
Charlie Sands	43	15	12	27	0
Max Kaminsky	38	12	15	27	4
Red Beattie	48	9	18	27	27
Babe Siebert	48	6	18	24	80
James O'Neil	48	2	11	13	25
Paul Haynes/Mtl Maroons	11	1	2	3	0
/Boston	37	4	3	7	8
/Total	48	5	5	10	8
Jack Shill	45	4	4	8	22
Gerry Shannon/St. Louis	25	2	2	4	11
/Boston	17	1	1	2	4
/Total	42	3	3	6	15
Bert McInenly	33	2	1	3	24
Hap Emms	11	1	1	2	8
Jack Portland/Mtl Canadiens	5	0	0	0	2
/Boston	15	1	1	2	2
/Total	20	1	1	2	4
Johnny Gagnon	24	1	1	2	9
Jean Pusie	4	1	0	1	0
Art Giroux	10	1	0	1	0
Bob Davie	30	0	1	1	17
Alex Motter	5	0	0	0	0
Frank Jerwa	5	0	0	0	0
Gordon Savage	8	0	0	0	2
Burr Williams/St. Louis	9	0	0	0	6
/Boston	7	0	0	0	0
/Total	16	0	0	0	6
Cecil Thompson	48	0	0	0	0

Goaltender	GP	MINS	W-L-T	GA	GAA
Cecil Thompson	48	2970	26-16-6	112	2.26



Nels Stewart was one of three Bruins to score 20-or-more goals in the 1934-35 season.

## 1934-35 NOTABLES:

Home Record..... 17-7-0  
 Road Record..... 9-9-6  
 Overall Record..... 26-16-6

- Eddie Shore wins his second Hart Trophy and his fourth First Team All-Star honor.
- Tiny Thompson and Dit Clapper are both named to the Second All-Star Team.
- Marty Barry (eighth) and Nels Stewart (tenth) again place among the league's top scorers.
- November 17, 1934: As the Bruins host St. Louis in their home opener, only the defensemen on the team are wearing helmets. All players had worn them following the Ace Bailey incident a year earlier.
- January 15, 1935: Prior to the game vs. St. Louis, the Boston Garden ice-making machinery broke down and left a 12' x 6' patch of concrete near the East goal. NHL President Frank Calder was in attendance at the game and decreed that a rubber patch be placed over the spot with the referee to blow his whistle to stop play when the puck neared that area. The teams changed ends every ten minutes of the 5-3 Boston win.

## 1935-36

Gm	Date	Opponent	Score
1	Nov. 16	at Mtl Maroons	L 0-1
2	19	NY Americans	W 1-0
3	24	at NY Rangers	L 0-1

# REGULAR SEASON SCORING & RESULTS

4	Nov.	26	Toronto	L	1-2
5		30	at NY Americans	L	1-2
6	Dec.	1	NY Rangers	W	2-0
7		3	Chicago	L	1-3
8		5	at Detroit	L	1-2
9		9	at Chicago	L	0-1
10		10	Mtl Maroons	W	2-0
11		12	at Mtl Canadiens*	T	1-1
12		15	Mtl Canadiens	W	2-1
13		17	Detroit	W	4-1
14		19	at Toronto*	T	0-0
15		22	at NY Rangers	L	1-3
16		25	NY Rangers	L	2-3
17		28	at Mtl Maroons	W	6-3
18		29	at Detroit*	W	4-3
19	Jan.	1	Mtl Canadiens	L	0-2
20		4	at Mtl Canadiens*	T	1-1
21		7	Chicago	W	2-0
22		12	at NY Rangers	W	6-3
23		14	Toronto	W	4-1
24		18	at Toronto	L	2-5
25		19	at Chicago	L	1-2
26		21	Mtl Maroons	W	1-0
27		26	at NY Americans	W	2-1
28		28	Detroit	W	2-0
29	Feb.	2	NY Americans*	W	2-1
30		4	Toronto	L	0-3
31		6	at Mtl Canadiens	W	4-3
32		9	at NY Rangers	L	0-2
33		11	Chicago	W	7-1
34		13	at Detroit	L	0-1
35		16	at Chicago	L	2-4
36		18	Detroit	L	1-2
37		23	NY Rangers	L	3-4
38		25	NY Americans	W	3-2
39		27	at Mtl Maroons	W	2-1
40	Mar.	1	at NY Americans	L	2-5
41		3	Mtl Maroons*	T	3-3
42		5	at Chicago*	T	2-2
43		8	at Detroit	W	5-2
44		10	Detroit*	W	1-0
45		15	Chicago	W	1-0
46		17	Mtl Canadiens	W	1-0
47		19	at Toronto*	T	2-2
48		22	NY Rangers	L	1-3

Player	GP	G	A	PTS	PIM
Red Beattie	48	14	18	32	27
Cooney Weiland	48	14	13	27	15
Dit Clapper	44	12	13	25	14
Babe Siebert	46	12	9	21	66
Bill Cowley	48	11	10	21	17
Eddie Shore	46	3	16	19	61
James O'Neil	48	2	11	13	49
Paul Runge/Mtl Cdns	12	0	2	2	4
/Boston	33	8	2	10	14
/Total	45	8	4	12	18
Charlie Sands	41	6	4	10	8
Bill Hollett/Toronto	11	1	4	5	8
/Boston	6	1	2	3	2
/Total	17	2	6	8	10
Roger Jenkins	42	2	6	8	51
Ted Graham	48	4	1	5	37
Alex Motter	23	1	4	5	4
Lorne Duguid/Detroit	5	0	0	0	0
/Boston	29	1	4	5	2
/Total	34	1	4	5	2
Max Kaminsky	37	1	2	3	20
Gerry Shannon	25	0	1	1	6
Woody Dumart	1	0	0	0	0
Ray Getliffe	1	0	0	0	2
Bobby Bauer	1	0	0	0	0
Jack Portland	2	0	0	0	0
Bob Davie	2	0	0	0	2
Eddie Finnigan	3	0	0	0	0
Bert McInenly	3	0	0	0	0
Bob Blake	7	0	0	0	2
Jack Riley	8	0	0	0	0
Phil Bessler	8	0	0	0	0
Cecil Thompson	48	0	0	0	0

Goaltender	GP	MINS	W-L-T	GA	GAA
Cecil Thompson	48	2930	22-20-6	82	1.68

## 1935-36 NOTABLES:

Home Record.....	15-8-1
Road Record.....	7-12-5
Overall Record.....	22-20-6

- Eddie Shore wins his third Hart Trophy and Tiny Thompson wins his third Vezina Trophy.
- Eddie Shore and Babe Siebert are named First Team All-

Stars on defense and Tiny Thompson earns a berth in goal.  
 • December 1, 1935: The Bruins play the first Sunday game in their history, a 2-0 win over the NY Rangers.  
 • January 14, 1936: Tiny Thompson becomes the first goaltender in NHL history to get credit for an assist.  
 • March 17, 1936: Tiny Thompson records his third consecutive 1-0 shutout, extending his scoreless stretch to 196:25.



John "Red" Beattie led the Bruins in scoring in 1935-36.

## 1936-37

Gm	Date	Opponent	Score
1	Nov. 7	at Mtl Canadiens	L 0-2
2	15	Mtl Canadiens	W 2-1
3	17	NY Rangers	L 1-6
4	21	at Toronto	W 4-3
5	22	at Chicago	W 2-1
6	24	Chicago*	T 1-1
7	26	Mtl Maroons*	W 3-2
8	28	at NY Rangers*	T 2-2
9	Dec. 5	at Mtl Canadiens	L 3-4
10	8	Detroit	L 3-4
11	13	at NY Americans	W 4-3
12	15	NY Americans*	W 5-3
13	17	at Mtl Maroons	W 5-0
14	20	at Detroit	L 3-4
15	22	Toronto	L 2-4
16	26	at Toronto	W 2-1
17	29	Mtl Maroons	W 3-0
18	31	at NY Rangers*	T 2-2
19	Jan. 3	NY Rangers	W 3-2
20	5	Detroit	L 2-3
21	7	at Chicago	W 2-0
22	10	at Detroit	L 2-4
23	12	Chicago	L 2-4
24	17	at NY Americans	W 3-0
25	19	Toronto	L 2-6
26	21	at Mtl Maroons	W 2-1
27	24	NY Americans*	T 6-6
28	26	NY Rangers	L 0-3
29	28	at NY Rangers*	T 1-1
30	31	Detroit	L 1-2
31	Feb. 2	Mtl Canadiens	L 0-1
32	4	at Mtl Canadiens	W 6-2
33	7	at Detroit	L 0-8
34	9	Mtl Maroons	L 0-2
35	13	at Toronto	W 3-0
36	14	at Chicago	W 2-1
37	16	NY Rangers	W 3-2
38	18	at Mtl Maroons	W 2-1
39	21	Mtl Canadiens*	T 2-2
40	23	NY Americans	W 5-2
41	25	at NY Americans	L 1-3
42	Mar. 2	Chicago	L 2-4
43	7	at NY Rangers	W 1-0
44	9	Detroit	W 6-1
45	11	at Chicago	W 6-2
46	14	at Detroit	L 1-2
47	16	Toronto*	T 1-1
48	21	Chicago	W 6-1

Player	GP	G	A	PTS	PIM
Bill Cowley	46	13	22	35	35
Ray Getliffe	48	16	15	31	28
Dit Clapper	48	17	8	25	25
Charlie Sands	46	18	5	23	6
Reginald Smith	43	8	10	18	36
Red Beattie	48	8	7	15	10
Cooney Weiland	48	6	9	15	6
Roy Goldsworthy	47	8	6	14	8
Bill Hollett	47	3	7	10	22
Milt Schmidt	26	2	8	10	15
Fred Cook	40	4	5	9	8
Woody Dumart	17	4	4	8	2
Joe Jerwa	26	3	5	8	30

Allen Shields/NY Amerks	27	3	0	3	79
/Boston	18	0	4	4	15
/Total	45	3	4	7	94
Jack Portland	46	2	4	6	58
Nels Stewart	11	3	2	5	6
Eddie Shore	19	3	1	4	12
James O'Neil	20	0	2	2	6
Bobby Bauer	1	1	0	1	0
Lorne Duguid	1	1	0	1	2
Sammy McManus	1	0	0	0	0
Sylvio Mantha	4	0	0	0	2
Walt Kalbfleish/NY Amerks	6	0	0	0	4
/Boston	1	0	0	0	0
/Total	7	0	0	0	4
Cecil Thompson	48	0	0	0	0

Goaltender	GP	MINS	W-L-T	GA	GAA
Cecil Thompson	48	2970	23-18-7	110	2.22



Bruins great Milt Schmidt played his first NHL game on December 22, 1936 vs. Toronto.

## 1936-37 NOTABLES:

Home Record.....	9-11-4
Road Record.....	14-7-3
Overall Record.....	23-18-7

- The Bruins finish with a record above .500 on the road and below .500 at home for the only time in their history.
- Bill Cowley finishes tenth in the league's scoring race.
- December 22, 1936: Milt Schmidt plays his first game in a Bruins uniform in a 4-2 loss to Toronto. Schmidt would go on to become the only man to serve the Bruins as a player, captain, coach and general manager.
- January 5, 1937: The Bruins drop a 3-2 decision to Detroit in a game in which neither team is called for a penalty.
- March 21, 1937: The "Kraut Line" of center Milt Schmidt, left wing Woody Dumart and right wing Bobby Bauer played together as a line for the first time in the NHL. The trio had played as a line in Providence earlier in the season.

## 1937-38

Gm	Date	Opponent	Score
1	Nov. 6	at Mtl Maroons	W 4-2
2	14	NY Rangers	W 3-2
3	16	Mtl Maroons	W 1-0
4	18	at NY Americans	W 2-1
5	20	at Toronto	W 3-2
6	21	at Chicago	W 2-1
7	23	Mtl Canadiens*	T 1-1
8	28	NY Americans*	T 3-3
9	Dec. 2	at Mtl Canadiens	L 0-2
10	5	at NY Rangers	L 0-4
11	7	Detroit	L 2-3
12	14	Toronto	W 3-1
13	18	at Mtl Maroons	W 3-1
14	19	at Detroit	W 4-2
15	21	Chicago	W 2-1
16	25	at NY Americans	W 1-0
17	26	NY Americans	L 1-3
18	28	NY Rangers	W 3-2
19	31	at NY Rangers	L 3-5
20	Jan. 2	at Detroit	W 4-1
21	4	Toronto	W 6-3
22	8	at Mtl Canadiens	L 2-6
23	11	Detroit	W 6-2
24	16	Mtl Canadiens	W 1-0
25	18	Chicago	W 5-1
26	22	at Toronto	W 9-1
27	23	at Chicago	L 2-3
28	25	NY Rangers	L 2-3
29	29	at Mtl Maroons*	T 2-2

# REGULAR SEASON SCORING & RESULTS

30	Jan.	30	at Detroit*	T	2-2
31	Feb.	1	Detroit	W	2-0
32		5	at Toronto	L	1-3
33		6	at Chicago	W	7-2
34		8	Chicago	W	3-1
35		13	Mtl Canadiens*	W	1-0
36		15	Mtl Maroons	W	5-2
37		17	at NY Rangers*	W	3-2
38		20	NY Rangers	W	3-2
39		22	Toronto	W	2-0
40		24	at Mtl Canadiens*	T	1-1
41	Mar.	1	Detroit	W	6-1
42		3	at Chicago	L	2-3
43		6	at Detroit	L	3-4
44		8	NY Americans	W	7-0
45		10	at NY Americans*	T	2-2
46		13	at NY Rangers	W	2-1
47		15	Mtl Maroons	T	4-4
48		20	Chicago	W	6-1



Bobby Bauer was the only Bruin to score 20 goals in the 1937-38 season.

Player	GP	G	A	PTS	PIM
Bill Cowley	48	17	22	39	8
Bobby Bauer	48	20	14	34	9
Charlie Sands	46	17	12	29	12
Milt Schmidt	44	13	14	27	15
Woody Dumart	48	13	14	27	6
Ray Getliffe	36	11	13	24	6
Cooney Weiland	48	11	12	23	16
Gordon Pettinger/Detroit	12	1	3	4	4
/Boston	35	7	10	17	10
/Total	47	8	13	21	14
Roy Goldsworthy	45	9	10	19	14
Eddie Shore	47	3	14	17	42
Dit Clapper	46	6	9	15	24
Bill Hollett	48	4	10	14	54
Art Jackson	48	9	3	12	24
Jack Portland	48	0	5	5	26
Mel Hill	8	2	0	2	2
Robert Hamill	6	0	1	1	2
John Crawford	2	0	0	0	0
Red Beattie	14	0	0	0	0
Cecil Thompson	48	0	0	0	0

Goaltender	GP	MINS	W-L-T	GA	GAA
Cecil Thompson	48	2970	30-11-7	89	1.80

## 1937-38 NOTABLES:

Home Record.....	18-3-3
Road Record.....	12-8-4
Overall Record.....	30-11-7

- The Bruins finish the season with the league's top record at 30-11-7.
- Eddie Shore wins his fourth Hart Trophy and Tiny Thompson wins his fourth Vezina Trophy.
- Bill Cowley finishes sixth overall in the NHL scoring race and is named a First Team All-Star.
- Tiny Thompson and Eddie Shore join Cowley on the First All-Star Team and Art Ross is named coach of the Second Team.
- December 21, 1937: Chicago's Paul Thompson scores at 19:51 of the third period to ruin brother Tiny's shutout bid in a 2-1 Boston victory.

## 1938-39

Gm	Date	Opponent	Score
1	Nov.	3 at Toronto	W 3-2
2		6 at Detroit	W 4-1
3		13 at NY Americans	L 1-2

4	Nov.	15 Toronto*	T	1-1
5		20 Detroit	W	4-1
6		22 NY Rangers	W	4-2
7		27 NY Americans	W	8-2
8	Dec.	1 at Montreal	L	0-2
9		4 at Chicago	W	5-0
10		6 Chicago	W	2-0
11		11 at NY Rangers	W	3-0
12		13 Montreal	W	3-2
13		15 at Montreal	W	1-0
14		18 at Detroit	W	2-0
15		20 NY Americans	W	3-0
16		25 NY Rangers	L	0-1
17		27 Toronto	W	8-2
18		29 at NY Americans	L	2-4
19		31 at NY Rangers*	L	1-2
20	Jan.	1 Detroit	W	4-1
21		3 NY Americans	W	2-1
22		5 at Chicago	W	2-1
23		7 at Toronto	L	0-2
24		10 Chicago	W	3-1
25		17 Toronto	W	2-1
26		19 at Montreal	L	0-1
27		22 at Detroit	W	5-0
28		24 Montreal	W	6-4
29		29 at NY Americans	W	3-2
30		31 NY Americans*	T	2-2
31	Feb.	2 at Toronto	W	2-1
32		5 at Chicago	W	3-0
33		7 Toronto	W	2-0
34		9 at NY Rangers	W	4-2
35		12 NY Rangers	L	2-3
36		14 Detroit	W	2-1
37		16 at Montreal	W	5-1
38		19 at Detroit	L	1-4
39		21 Chicago	W	8-2
40		25 at Toronto	L	0-1
41		26 at Chicago	W	5-1
42		28 Montreal	W	6-2
43	Mar.	5 NY Rangers*	W	5-3
44		7 Detroit	W	3-0
45		9 at NY Americans	W	9-6
46		12 at NY Rangers	W	4-2
47		14 Chicago	W	4-2
48		19 Montreal*	W	7-5

Player	GP	G	A	PTS	PIM
Bill Cowley	34	8	34	42	2
Roy Conacher	47	26	11	37	12
Milt Schmidt	41	15	17	32	13
Bobby Bauer	48	13	18	31	4
Woody Dumart	45	14	15	29	2
Bill Hollett	47	10	17	27	35
Dit Clapper	42	13	13	26	22
Gordon Pettinger	48	11	14	25	8
Ray Getliffe	43	10	12	22	11
Mel Hill	44	10	10	20	16
Eddie Shore	46	4	14	18	47
Cooney Weiland	47	7	9	16	9
Charlie Sands	39	7	5	12	10
John Crawford	38	4	8	12	2
Jack Portland	48	4	5	9	46
Red Hamill	7	0	1	1	0
Harry Frost	3	0	0	0	0
Jack Shewchuk	3	0	0	0	2
Terry Reardon	4	0	0	0	0
Pat McReavy	5	0	0	0	0
Cecil Thompson	5	0	0	0	0
Frank Brimsek	43	0	0	0	0

Goaltender	GP	MINS	W-L-T	GA	GAA
Cecil Thompson	5	310	3-1-1	8	1.55
Frank Brimsek	43	2610	33-9-1	68	1.57

## 1938-39 NOTABLES:

Home Record.....	20-2-2
Road Record.....	16-8-0
Overall Record.....	36-10-2

- The Bruins finish the regular season with the top record in the seven-team league. Their 74 points were the second-highest total in league history, trailing only the 1929-30 Bruins (77 points).
- Frank Brimsek wins both the Calder Trophy and the Vezina Trophy in addition to First Team All-Star honors.
- Eddie Shore and Dit Clapper join Brimsek on the First All-Star Team, Bobby Bauer is named a Second Team All-Star and Art Ross is named coach of the First Team.
- Bill Cowley finishes third overall in the league's scoring race.
- November 3, 1938: Frank Brimsek plays his first game as a Bruin, a 3-2 win in Toronto.

- November 27, 1938: Tiny Thompson plays his final game in a Bruins uniform, an 8-2 victory over the NY Americans. He is traded to Detroit the next day.
- December 13, 1938: Frank Brimsek's club-record shutout streak is snapped after 231:54 scoreless minutes when Montreal's Herb Cain scores at 19:14 of the second period.
- February 21, 1939: Roy Conacher ties a club record with four goals in an 8-2 win over Chicago.



Frank Brimsek won both the Calder (top rookie) and Vezina (top goaltender) Trophies in the 1938-39 season.

## 1939-40

Gm	Date	Opponent	Score
1	Nov.	4 at Toronto	L 0-5
2		12 at Detroit	L 1-2
3		14 Chicago	W 3-1
4		16 at Montreal*	T 3-3
5		19 at Chicago	W 2-0
6		21 Montreal	L 1-2
7		26 NY Rangers*	T 2-2
8		28 Toronto	W 6-2
9	Dec.	3 at NY Americans	W 6-2
10		5 NY Americans	W 2-1
11		8 at Detroit	W 3-0
12		10 at NY Rangers	L 2-3
13		12 Detroit	W 3-1
14		14 at Toronto*	T 1-1
15		17 at Chicago	W 4-2
16		19 Toronto*	W 3-2
17		21 at Montreal	W 3-2
18		24 at NY Americans	W 3-2
19		25 Chicago	W 6-3
20		29 at NY Rangers	L 0-4
21		31 Montreal	W 6-1
22	Jan.	3 NY Rangers	L 4-6
23		7 NY Americans	W 6-2
24		9 Detroit	W 3-1
25		11 at Toronto	W 5-2
26		14 Montreal	W 4-2
27		16 at Montreal	W 6-1
28		21 at NY Rangers	L 2-4
29		23 Toronto	W 4-1
30		25 at Chicago*	T 2-2
31		28 at Detroit	L 2-4
32		30 Chicago	W 5-0
33	Feb.	4 NY Americans	W 7-1
34		6 NY Rangers	W 6-2
35		11 at NY Americans	W 4-2
36		13 Detroit	W 10-3
37		20 Toronto	W 5-0
38		24 at Toronto	L 1-3
39		25 at Chicago	L 1-3
40		27 Chicago	W 6-0
41		29 at Montreal	W 4-2
42	Mar.	3 at Detroit	L 3-6
43		5 Detroit	W 7-2
44		7 at NY Americans	W 2-1
45		9 NY Americans	L 2-4
46		12 NY Rangers	W 2-1
47		14 at NY Rangers*	T 0-0
48		17 Montreal	W 7-2

Player	GP	G	A	PTS	PIM
Milt Schmidt	48	22	30	52	37
Woody Dumart	48	22	21	43	16
Bobby Bauer	48	17	26	43	2
Bill Cowley	48	13	27	40	24
Herb Cain	48	21	10	31	30
Roy Conacher	31	18	12	30	8
Dit Clapper	44	10	18	28	25
Bill Hollett	44	10	18	28	18
Ed Wiseman/NY Amerks	31	5	13	18	8
/Boston	18	2	6	8	0
/Total	49	7	19	26	8



# REGULAR SEASON SCORING & RESULTS

Art Jackson	45	7	18	25	6
Mel Hill	37	9	11	20	19
Robert Hamill	28	10	8	18	16
Des Smith/Chicago	24	1	4	5	27
/Boston	20	2	2	4	23
/Total	44	3	6	9	50
Gordon Pettinger	21	2	6	8	2
Jack Shewchuk	47	2	4	6	55
John Crawford	36	1	4	5	26
Jack Portland	28	0	5	5	16
Eddie Shore	4	2	1	3	4
Pat McReavy	2	0	0	0	2
Frank Brimsek	48	0	0	0	0

Goaltender	GP	MINS	W-L-T	GA	GAA
Frank Brimsek	48	2950	31-12-5	98	1.99



The "Kraut Line" in 1939-40 became the first line in NHL history to finish 1-2-3 in the league's scoring race. Milt Schmidt (center, above) led the league with 52 points while Woody Dumart (right) and Bobby Bauer (left) each had 43 points.

## 1939-40 NOTABLES:

Home Record.....	20-3-1
Road Record.....	11-9-4
Overall Record.....	31-12-5

- The Bruins finish with the league's top record for the third consecutive season.
- The "Kraut Line" of Milt Schmidt, Woody Dumart and Bobby Bauer are the first line in NHL history to finish 1-2-3 in the league's scoring race. Teammate Bill Cowley ranks fifth overall on the list.
- Bobby Bauer wins his first of three Lady Byng Trophies.
- Dit Clapper and Milt Schmidt are named to the First All-Star Team. Frank Brimsek, Woody Dumart and Bobby Bauer earn Second Team honors.
- December 5, 1939: Eddie Shore plays his final game in Boston Garden.

## 1940-41

Gm	Date	Opponent	Score
1	Nov. 3	at Montreal*	T 1-1
2	12	Chicago	L 5-6
3	17	Toronto	L 1-4
4	19	Detroit*	T 4-4
5	21	at Chicago	W 2-0
6	23	at NY Rangers	W 2-1
7	24	at Detroit*	T 1-1
8	26	Montreal	L 2-3
9	Dec. 1	at NY Americans	W 10-3
10	3	NY Americans	W 6-2
11	7	at Toronto	L 2-3
12	8	at Chicago*	L 2-3
13	10	NY Rangers	W 6-2
14	17	Toronto	W 5-2
15	19	at NY Rangers	L 3-5
16	21	at Montreal	L 1-3
17	22	at Detroit	W 5-3
18	25	NY Americans	W 8-1
19	27	at NY Americans*	T 3-3
20	31	NY Rangers*	T 2-2
21	Jan. 5	Chicago*	T 2-2
22	7	Detroit*	T 1-1
23	11	at Montreal	W 2-1
24	12	Montreal	W 7-5
25	16	at NY Rangers*	T 2-2
26	18	at Toronto	W 1-0
27	19	at Chicago*	T 4-4
28	21	NY Rangers*	W 4-3
29	26	at NY Americans	W 6-1
30	28	Chicago	W 3-2
31	Feb. 2	NY Americans	W 4-1
32	4	Montreal*	W 5-3

33	Feb. 8	at Toronto	W 3-2
34	9	at Detroit*	T 2-2
35	11	Detroit	W 4-0
36	13	at NY Rangers	W 5-3
37	15	at Montreal	W 5-0
38	18	Toronto*	T 2-2
39	23	NY Americans	W 3-1
40	25	NY Rangers	L 0-2
41	Mar. 1	at Toronto*	T 0-0
42	2	at Chicago	W 4-3
43	4	Chicago	W 3-2
44	9	Montreal	W 8-0
45	11	Toronto	W 3-2
46	13	at NY Americans	W 8-3
47	16	at Detroit*	T 2-2
48	18	Detroit	W 4-1

Player	GP	G	A	PTS	PIM
Bill Cowley	46	17	45	62	16
Ed Wiseman	47	16	24	40	10
Bobby Bauer	48	17	22	39	2
Roy Conacher	41	24	14	38	7
Milt Schmidt	45	13	25	38	23
Woody Dumart	40	18	15	33	2
Art Jackson	47	17	15	32	10
Dit Clapper	48	8	18	26	24
Bill Hollett	42	9	15	24	23
Herb Cain	40	8	10	18	6
Des Smith	48	6	8	14	61
Terry Reardon	34	6	5	11	19
John Crawford	45	2	8	10	27
Mel Hill	41	4	5	9	4
Jack Shewchuk	20	2	2	4	8
Gordie Bruce	8	0	1	1	2
Robert Hamill	8	0	1	1	0
Pat McReavy	8	0	1	1	2
Frank Brimsek	48	0	0	0	0

Goaltender	GP	MINS	W-L-T	GA	GAA
Frank Brimsek	48	3040	27-8-13	102	2.01

## 1940-41 NOTABLES:

Home Record.....	15-4-5
Road Record.....	12-4-8
Overall Record.....	27-8-13

- The Bruins take their fourth straight top regular season record.
- Bill Cowley wins both the league's scoring title and the Hart Trophy as MVP. Four teammates (Eddie Wiseman, Bobby Bauer, Roy Conacher and Milt Schmidt) also factor among the league scoring leaders.
- Cowley sets an NHL single-season assists record with 45.
- Bobby Bauer wins his second consecutive Lady Byng Trophy.
- Dit Clapper, Bill Cowley and coach Cooney Weiland all earn First Team NHL All-Star berths. Frank Brimsek, Woody Dumart and Bobby Bauer are named to the Second All-Star Team.
- February 25, 1941: A 2-0 loss to the NY Rangers snaps the Bruins' NHL record unbeaten streak at 23 games (15-0-8).
- March 4, 1941: The Bruins set an NHL record with 83 shots (27-33-23 by period) on Chicago's Sam LoPresti in a 3-2 Boston win. A visiting goaltender's saves were announced to the Boston Garden crowd for the first time and LoPresti received a standing ovation.



Bill Cowley won the league scoring title in 1940-41 while setting an NHL record for assists in a season.

## 1941-42

Gm	Date	Opponent	Score
1	Nov. 8	at Toronto	L 0-2
2	15	at NY Rangers	W 2-1
3	16	NY Rangers	W 2-1
4	18	Brooklyn	W 7-2
5	20	at Chicago	L 2-3
6	23	at Detroit	W 4-2
7	25	Detroit	W 7-1
8	27	at Brooklyn*	W 6-2
9	29	at Montreal	W 3-1
10	30	Montreal	W 3-2
11	Dec. 2	Toronto*	W 3-1
12	7	at NY Rangers	L 4-5
13	9	Chicago*	T 2-2
14	14	at Chicago*	T 3-3
15	16	Montreal	W 4-0
16	20	at Montreal*	W 4-2
17	21	at Detroit*	T 2-2
18	23	NY Rangers	W 3-2
19	25	at Toronto	L 0-2
20	30	Toronto	W 4-1
21	Jan. 1	Brooklyn	W 5-4
22	4	at Brooklyn	L 2-3
23	6	Chicago	W 3-2
24	13	Detroit	W 2-1
25	18	at Chicago	W 4-3
26	20	NY Rangers	L 2-4
27	22	at Detroit	L 3-4
28	24	at Montreal*	T 2-2
29	25	Montreal	W 7-3
30	27	Toronto*	T 0-0
31	29	at Brooklyn	L 4-5
32	31	at Toronto*	W 3-2
33	Feb. 1	Brooklyn	L 1-2
34	3	Chicago	L 3-5
35	5	at NY Rangers	L 1-4
36	8	Detroit	W 3-0
37	10	Montreal	W 8-1
38	15	at Chicago	L 0-2
39	19	at Brooklyn	L 4-6
40	24	NY Rangers	L 3-4
41	Mar. 1	Detroit*	T 3-3
42	3	Toronto	W 5-3
43	7	at Montreal*	L 3-4
44	8	at Detroit	L 1-3
45	10	Chicago	W 9-1
46	12	at NY Rangers	W 2-1
47	14	at Toronto	L 4-6
48	17	Brooklyn	W 8-3

Player	GP	G	A	PTS	PIM
Roy Conacher	43	24	13	37	12
Milt Schmidt	36	14	21	35	34
Bobby Bauer	36	13	22	35	11
Ed Wiseman	45	12	22	34	8
Bill Hollett	48	19	14	33	41
Woody Dumart	35	14	15	29	8
Bill Cowley	28	4	23	27	6
Art Jackson	47	6	18	24	25
Jack McGill	13	8	11	19	2
Herb Cain	34	8	10	18	2
Dutch Hiller/Detroit	7	0	0	0	0
/Boston	43	7	10	17	19
/Total	50	7	10	17	19
Dit Clapper	32	3	12	15	31
Des Smith	48	7	7	14	70
Phil Hergesheimer/Chicago	23	3	11	14	2
/Boston	3	0	0	0	2
/Total	26	3	11	14	4
Harvey Jackson	27	5	7	12	18
Gordie Bruce	15	4	8	12	11
John Crawford	43	2	9	11	37
Robert Hamill	9	6	3	9	2
Lloyd Gronsdaahl	10	1	2	3	0
Jack Shewchuk	22	2	0	2	14
Frank Mario	9	1	1	2	0
Pat McReavy	6	0	1	1	0
Clare Martin	13	0	1	1	4
Nick Damore	1	0	0	0	0
Cliff Thompson	3	0	0	0	2
Frank Brimsek	47	0	0	0	0

Goaltender	GP	MINS	W-L-T	GA	GAA
Frank Brimsek	47	2930	24-17-6	115	2.35
Nick Damore	1	60	1-0-0	3	3.00

## 1941-42 NOTABLES:

Home Record.....	17-4-3
Road Record.....	8-13-3
Overall Record.....	25-17-6

# REGULAR SEASON SCORING & RESULTS

- Frank Brimsek wins his second Vezina Trophy and is named a First Team All-Star.
- December 9, 1941: Boston Garden is blacked out during the Star Spangled Banner with a spotlight on the flag in the first game played following the declaration of war. The game is interrupted for 45 minutes during the second intermission for broadcast of President Roosevelt's first wartime radio speech.
- January 6, 1942: An announcement is made during the game to the Garden crowd to please return any pucks deflected into the arena due to a wartime rubber shortage.
- February 10, 1942: The "Kraut Line" plays their final game before reporting to the RCAF. The trio is honored in post-game ceremonies and are then hoisted onto their teammates shoulders and carried to the dressing room.



Roy Conacher led the team in scoring in 1941-42 and was the only Bruin to reach the 20-goal mark.

## 1942-43

Gm	Date	Opponent	Score
1	Oct. 31	at Montreal	L 2-3
2	Nov. 1	at Detroit	L 0-3
3	5	at Chicago	L 1-5
4	12	at Toronto	L 1-3
5	14	New York	W 5-3
6	15	at New York	W 4-3
7	17	Montreal	W 4-1
8	22	Toronto	W 7-6
9	24	Chicago	T 5-5
10	28	at Montreal	W 6-2
11	29	at New York	L 2-3
12	Dec. 1	Detroit	W 5-2
13	6	New York	W 5-4
14	8	Chicago	W 9-6
15	12	Montreal	W 3-2
16	13	at Detroit	T 1-1
17	15	Detroit	W 3-2
18	17	at New York	W 7-3
19	19	at Toronto	T 3-3
20	20	at Chicago	T 4-4
21	22	Toronto	T 4-4
22	26	at Toronto	L 2-7
23	27	at Montreal	L 2-4
24	29	New York	L 3-5
25	Jan. 1	Detroit	T 2-2
26	3	at Detroit	W 3-2
27	9	at Montreal	L 2-7
28	10	Toronto	W 5-4
29	12	Chicago	W 3-0
30	16	New York	W 7-5
31	17	at New York	W 6-3
32	19	Montreal	W 5-2
33	21	at Detroit	L 2-3
34	24	at Chicago	L 3-4
35	26	Detroit	L 3-5
36	30	at Toronto	W 5-3
37	31	at New York	W 7-2
38	Feb. 2	Chicago	W 5-3
39	6	at Montreal	L 3-8
40	7	Montreal	W 7-1
41	9	Toronto	W 3-1
42	14	at Chicago	L 2-3
43	20	at Toronto	L 2-4
44	21	at Detroit	L 0-4
45	23	Chicago	L 5-7
46	28	at Chicago	T 4-4
47	Mar. 2	Detroit	W 3-1
48	9	Toronto	T 5-5
49	14	Montreal	T 4-4
50	16	New York	W 11-5

Player	GP	G	A	PTS	PIM
Bill Cowley	48	27	45	72	10

Art Jackson	50	22	31	53	20
Frank Boll	43	25	27	52	20
Bill Hollett	50	19	25	44	19
Herb Cain	45	18	18	36	19
Harvey Jackson	44	19	15	34	38
Don Gallinger	48	14	20	34	16
Murph Chamberlain	45	9	24	33	67
Dit Clapper	38	5	18	23	12
John Crawford	49	5	18	23	24
Bep Guidolin	42	7	15	22	43
John Schmidt	45	6	7	13	6
Irwin Boyd	20	6	5	11	6
Jack Shewchuk	48	2	6	8	50
Ab DeMarco/Toronto	4	0	1	1	0
/Boston	3	4	1	5	0
/Total	7	4	2	6	0
Bill Shill	7	4	1	5	4
Oscar Aubuchon	3	3	0	3	0
Norm Calladine	3	0	1	1	0
Frank Brimsek	50	0	0	0	0

Goaltender	GP	MINS	W-L-T	GA	GAA
Frank Brimsek	50	3000	24-17-9	176	3.52

## 1942-43 NOTABLES:

Home Record.....	17-3-5
Road Record.....	7-14-4
Overall Record.....	24-17-9

- Bill Cowley wins his second Hart Trophy as league MVP and is named a First Team All-Star. He finishes second in the league's scoring race and ties his NHL single-season assist record.
- Frank Brimsek, John Crawford, Bill Hollett and coach Art Ross are all named to the Second NHL All-Star Team.
- November 24, 1942: The Bruins and Blackhawks play to a 5-5 tie in 60 minutes of play in the first Boston game affected by the wartime overtime ban.
- December 12, 1942: The Bruins defeat the Canadiens by a 3-2 score in the first matinee played at Boston Garden. There was a demonstration of a blood donation at center ice during the first intermission to encourage volunteer donors and the game's proceeds were donated to the American Red Cross. It is the first of four games on the season whose proceeds were donated to the ARC in support of the war effort.
- March 16, 1943: Bill Cowley has two goals and an assist in an 11-5 win over the NY Rangers as he finished the season with 72 points. That is one point shy of Cooney Weiland's NHL single season record which is matched this season by Chicago's Doug Bentley.



Brothers Art (#16) and Harvey (#18) Jackson played three seasons together with the Bruins from 1941-42 through 1943-44.


## 1943-44

Gm	Date	Opponent	Score
1	Oct. 30	at Montreal	T 2-2
2	Nov. 6	at Toronto	W 5-2
3	7	at Detroit	L 4-6
4	11	at Chicago	L 4-6
5	13	at New York	W 6-2
6	16	Montreal	T 2-2
7	18	at Chicago	L 3-7
8	21	at Montreal	L 4-13
9	23	Toronto	W 8-5
10	25	New York	W 6-2
11	27	at Toronto	L 4-7
12	28	at Chicago	L 4-5
13	30	Chicago	W 6-5
14	Dec. 5	Montreal	W 5-4
15	7	Detroit	T 6-6
16	11	New York	W 9-6
17	12	at New York	L 4-6

18	Dec. 14	Chicago	W	4-3
19	19	at Montreal	L	1-3
20	21	Toronto	W	8-5
21	26	at Detroit	T	4-4
22	28	Detroit	W	5-2
23	Jan. 1	Toronto	L	2-5
24	2	at New York	W	13-3
25	4	Chicago	W	6-4
26	8	at Toronto	L	3-12
27	15	New York	W	7-5
28	16	at New York	L	6-8
29	18	Toronto	L	2-7
30	22	at Montreal	L	2-6
31	23	Montreal	L	1-4
32	25	Detroit	L	3-6
33	29	at Detroit	L	1-6
34	Feb. 1	Chicago	L	0-2
35	5	New York	W	7-2
36	8	Montreal	W	3-0
37	10	at Chicago	W	5-4
38	13	Detroit	L	1-4
39	19	at Toronto	L	4-10
40	20	at Detroit	L	5-6
41	26	at Montreal	L	2-10
42	29	Toronto	L	3-7
43	Mar. 2	at Chicago	L	2-4
44	4	New York	W	10-9
45	5	at New York	T	4-4
46	7	Detroit	L	4-8
47	12	Montreal	W	6-5
48	14	Chicago	W	6-4
49	16	at Detroit	L	9-10
50	18	at Toronto	L	2-10

Player	GP	G	A	PTS	PIM
Herb Cain	48	36	46	82	4
Bill Cowley	36	30	41	71	12
Art Jackson	49	21	38	59	8
Frank Boll	39	19	25	44	2
Norm Calladine	49	16	27	43	8
Pat Egan/Detroit	23	4	15	19	40
/Boston	25	11	13	24	55
/Total	48	15	28	43	95
Bep Guidolin	47	17	25	42	58
Harvey Jackson	42	11	21	32	25
Dit Clapper	50	6	25	31	13
John Crawford	34	4	16	20	8
Don Gallinger	23	13	5	18	6
Bill Hollett	25	9	7	16	4
Russ Kopak	24	7	9	16	0
Alan Rittinger	19	3	7	10	0
Al Pallazzari	23	6	3	9	4
Guy Labrie	15	2	7	9	2
Tom Brennan	21	2	1	3	2
Charlie Scherza	10	1	1	2	4
Clarence Schmidt	7	1	0	1	2
Oscar Aubuchon	9	1	0	1	0
Irwin Boyd	5	0	1	1	0
Bert Gardiner	41	0	1	1	0
George Abbott	1	0	0	0	0
Jim Franks	1	0	0	0	0
Benny Grant	1	0	0	0	0
John Schmidt	2	0	0	0	0
Ab DeMarco	3	0	0	0	0
Maurice Courteau	6	0	0	0	0
Jack Wilkinson	9	0	0	0	2

Goaltender	GP	MINS	W-L-T	GA	GAA
Bert Gardiner	41	2460	17-19-5	212	5.17
Maurice Courteau	6	360	2-4-0	33	5.50
Jim Franks	1	60	0-1-0	6	6.00
George Abbott	1	60	0-1-0	7	7.00
Benny Grant	1	60	0-1-0	10	10.00



Herb Cain set an NHL scoring record with 82 points in the 1943-44 season

# REGULAR SEASON SCORING & RESULTS

## 1943-44 NOTABLES:

Home Record.....15-8-2  
Road Record.....4-18-3  
Overall Record.....19-26-5

- Herb Cain wins the league's scoring title with an NHL single-season record of 82 points.
- Bill Cowley (seventh) and Art Jackson (ninth) are also among the NHL leaders, despite the team finishing fifth overall in the six-team league.
- Bill Cowley earns a First Team All-Star berth while Dit Clapper and Herb Cain are named to the Second Team.
- November 25, 1943: Frank Boll ties a team record with four goals in a 6-2 win over NY Rangers.
- January 2, 1944: The Bruins set a club mark for goals scored in a road game with a 13-3 win at NY Rangers.
- January 4, 1944: Bill Cowley has two assists in a 6-4 win over Chicago, giving him 264 on his career and moving him into the top spot on the league's all-time assist list.
- February 29, 1944: Bert Gardiner becomes the first Boston goaltender to be credited with an assist since Tiny Thompson in 1936.
- March 4, 1944: Bill Cowley ties his team records for goals and points in a game with a 4-2=6 effort in a 10-9 win over NY Rangers. A modern-day NHL record is set for total goals in a game, which is matched just 12 days later in a 10-9 loss in Detroit.

## 1944-45

Gm	Date	Opponent	Score
1	Oct. 28	at Montreal	L 2-3
2	29	at Detroit	L 1-7
3	Nov. 4	at Toronto	L 2-7
4	5	at Chicago	W 6-3
5	12	at New York	T 5-5
6	14	Chicago	W 7-5
7	18	at Montreal	L 3-6
8	19	at Detroit	L 3-4
9	21	Montreal	L 1-4
10	23	Toronto	W 5-1
11	26	New York	W 8-4
12	28	Detroit	L 3-6
13	30	at Chicago	W 7-2
14	Dec. 3	Toronto	W 5-4
15	5	Montreal	L 1-4
16	9	at Toronto	W 5-3
17	10	at Detroit	L 6-7
18	12	New York	W 7-5
19	16	at Montreal	L 5-8
20	19	Detroit	L 3-6
21	28	Chicago	W 2-1
22	31	at New York	L 2-3
23	Jan. 2	Montreal	L 3-6
24	7	at Detroit	L 4-8
25	10	at New York	L 1-5
26	13	at Toronto	L 1-2
27	14	at Chicago	L 1-4
28	16	Toronto	W 5-3
29	21	New York	W 14-3
30	23	Detroit	L 4-5
31	27	at Montreal	L 3-11
32	28	Montreal	L 1-4
33	30	Chicago	L 3-5
34	Feb. 3	at Toronto	W 4-2
35	4	New York	T 3-3
36	6	Toronto	L 1-5
37	11	Detroit	L 2-3
38	13	Chicago	W 3-2
39	17	New York	W 6-1
40	18	at New York	L 1-2
41	21	at Chicago	L 0-5
42	25	at New York	T 4-4
43	Mar. 4	at Detroit	L 4-10
44	6	Toronto	L 2-5
45	8	at Montreal	L 2-3
46	10	at Toronto	L 2-9
47	11	Chicago	W 7-2
48	13	Detroit	T 2-2
49	15	at Chicago	W 5-3
50	18	Montreal	L 2-4

Player	GP	G	A	PTS	PIM
Bill Cowley	49	25	40	65	12
Herb Cain	50	32	13	45	16
Ken Smith	49	20	14	34	2
Bill Jennings	39	20	13	33	25
Frank Mario	44	8	18	26	24
Armand Gaudreault	44	15	9	24	27
Bill Cupolo	47	11	13	24	10
John Crawford	40	5	19	24	10


Dit Clapper	46	8	14	22	16
Pat Egan	48	7	15	22	86
Paul Gladu	40	6	14	20	2
Gino Rozzini	31	5	10	15	20
Bill Thoms/Chicago	21	2	6	8	8
/Boston	17	4	2	6	0
/Total	38	6	8	14	8
Art Jackson	18	5	8	13	10
Jack Shewchuk	47	1	7	8	31
Jack McGill	14	4	2	6	0
Norm Calladine	11	3	1	4	0
Tom Brennan	1	0	1	1	0
Murray Henderson	5	0	1	1	4
Marcel Fillion	1	0	0	0	0
Ferny Flaman	1	0	0	0	0
Pete Leswick	2	0	0	0	0
Harvey Bennett	24	0	0	0	0
Paul Bibeault	26	0	0	0	0

Goaltender	GP	MINS	W-L-T	GA	GAA
Harvey Bennett	24	1470	10-12-2	106	4.33
Paul Bibeault	26	1530	6-18-2	113	4.43

## 1944-45 NOTABLES:

Home Record.....11-12-2  
Road Record.....5-18-2  
Overall Record.....16-30-4

- Bill Cowley finishes fourth overall in league scoring and is named to the league's Second All-Star Team.
- January 16, 1945: Herb Cain ties a club record with four goals in a 5-3 win over Toronto as the Bruins snap a six-game losing streak.
- January 21, 1945: Bill Cowley scores four goals and Ken Smith scores a hat trick of his own in a 14-3 win over the NY Rangers. It remains a club record for goals scored in a game. Bill Thoms, Frank Mario (two) and Ken Smith also combine for a league-record four goals in just a 1:20 span of the second period in the game.



Ken Smith scored the fourth of a league-record four goals in a 1:20 span on January 21, 1945.

## 1945-46

Gm	Date	Opponent	Score
1	Oct. 24	Chicago	L 4-5
2	27	at Toronto	T 1-1
3	28	at Detroit	L 0-7
4	Nov. 4	Montreal	W 6-5
5	7	at Toronto	W 4-3
6	10	at Montreal	L 3-5
7	11	at New York	W 7-1
8	21	Montreal	W 3-0
9	25	Toronto	W 5-3
10	28	New York	W 5-1
11	Dec. 2	Detroit	T 2-2
12	5	Chicago	W 6-3
13	9	at Chicago	L 3-8
14	12	Detroit	T 2-2
15	15	at Montreal	T 3-3
16	16	Toronto	T 3-3
17	19	New York	W 8-7
18	23	Montreal	L 1-4
19	29	at Toronto	W 4-3
20	30	at Detroit	T 3-3
21	Jan. 1	Detroit	W 4-0
22	5	at Montreal	L 2-4
23	6	at New York	L 2-4
24	10	at Detroit	L 1-2
25	12	Chicago	W 4-3
26	16	New York	W 3-2
27	17	at New York	W 4-2
28	19	at Montreal	L 1-3
29	20	Montreal	W 3-0

30	Jan. 23	Toronto	W	7-1
31	26	at Detroit	W	4-2
32	27	at Chicago	L	1-4
33	30	Chicago	W	4-3
34	Feb. 2	at Toronto	W	5-3
35	3	at Chicago	L	1-3
36	6	Toronto	T	3-3
37	10	Montreal	L	0-2
38	13	Detroit	W	3-0
39	14	at New York	T	2-2
40	16	New York	L	2-6
41	20	at Chicago	L	3-4
42	23	at Toronto	L	2-7
43	24	at Detroit	L	3-4
44	27	at Montreal	W	5-3
45	Mar. 3	at Chicago	L	3-5
46	6	Detroit	W	4-2
47	10	Toronto	W	7-3
48	12	at New York	W	3-2
49	13	New York	L	3-5
50	17	Chicago	W	5-3

Player	GP	G	A	PTS	PIM
Don Gallinger	50	17	23	40	18
Woody Dumart	50	22	12	34	2
Bep Guidolin	50	15	17	32	62
Milt Schmidt	48	13	18	31	21
Herb Cain	48	17	12	29	4
Bill Shill	45	15	12	27	12
Bill Cowley	26	12	12	24	6
Terry Reardon	49	12	11	23	21
Bobby Bauer	39	11	10	21	4
Jack McGill	46	6	14	20	21
Pat Egan	41	8	10	18	32
John Crawford	48	7	9	16	10
Murray Henderson	48	4	11	15	30
Ken Smith	23	2	6	8	0
Jack Church	43	2	6	8	28
Dit Clapper	30	2	3	5	0
Roy Conacher	4	2	1	3	0
Mike McMahon/Montreal	13	0	1	1	2
/Boston	2	0	0	0	2
/Total	15	0	1	1	4
Armand Delmonte	1	0	0	0	0
Ferny Flaman	1	0	0	0	0
Gordie Bruce	5	0	0	0	0
Paul Bibeault	16	0	0	0	0
Frank Brimsek	34	0	0	0	0

Goaltender	GP	MINS	W-L-T	GA	GAA
Paul Bibeault	16	960	8-4-4	45	2.81
Frank Brimsek	34	2040	16-14-4	111	3.26



John Crawford earned First Team NHL All-Star honors in 1945-46.

## 1945-46 NOTABLES:

Home Record.....11-5-4  
Road Record.....13-13-4  
Overall Record.....24-18-8

- John Crawford was voted to the NHL's First All-Star Team and Frank Brimsek earned a Second-Team berth.
- December 5, 1945: Milt Schmidt scores his first goal since returning from RCAF duty in a 6-3 win over Chicago.
- December 19, 1945: Frank Brimsek earns an 8-7 win in his first post-war game.
- January 1, 1946: The Bruins snap a 22-game winless stretch against Detroit with their first victory over the Red Wings since December 28, 1943.

## 1946-47

Gm	Date	Opponent	Score
1	Oct. 19	at Montreal	T 1-1



# REGULAR SEASON SCORING & RESULTS

2	Oct.	20	Chicago	T	2-2
3		23	Toronto	T	3-3
4		26	New York	W	3-1
5		30	at New York	T	3-3
6	Nov.	2	at Toronto	W	5-0
7		3	at Chicago	L	3-5
8		6	at Detroit	T	3-3
9		9	at Montreal	L	2-5
10		10	at New York	W	4-0
11		13	Detroit	W	5-2
12		17	Montreal	L	1-4
13		20	Toronto	W	4-1
14		24	Montreal	L	2-4
15		27	New York	W	5-2
16	Dec.	1	Detroit	T	3-3
17		4	Toronto	T	2-2
18		7	at Toronto	L	1-5
19		8	New York	L	4-6
20		11	Chicago	W	4-1
21		15	Detroit	W	3-2
22		18	New York	W	3-2
23		21	at Montreal	L	1-5
24		22	at Chicago	L	1-5
25		25	Chicago	L	3-5
26		28	at Toronto	L	3-4
27		29	at New York	T	2-2
28	Jan.	1	New York	W	3-1
29		4	at Montreal	L	1-4
30		5	at Detroit	L	1-3
31		8	at New York	W	3-1
32		11	at Toronto	L	3-4
33		12	at Detroit	L	1-5
34		15	Chicago	W	6-3
35		18	Chicago	W	3-1
36		19	Toronto	W	3-2
37		22	Montreal	L	3-4
38		25	at Montreal	L	1-4
39		26	Detroit	W	4-3
40		29	Detroit	W	4-1
41	Feb.	1	at Detroit	T	2-2
42		2	at Chicago	L	1-3
43		5	Montreal	L	2-3
44		8	at Toronto	L	2-5
45		9	at Chicago	L	4-6
46		12	New York	W	10-1
47		16	Montreal	T	2-2
48		19	at New York	L	0-6
49		20	at Detroit	L	0-3
50		23	at Chicago	W	9-4
51	Mar.	1	at Montreal	W	2-1
52		2	at New York	W	3-2
53		5	Toronto	W	5-4
54		9	Detroit	W	6-0
55		12	at Chicago	W	8-3
56		13	at Detroit	W	3-2
57		15	at Toronto	T	5-5
58		16	Toronto	W	5-3
59		19	Chicago	W	7-3
60		23	Montreal	L	2-3

Player	GP	G	A	PTS	PIM
Milt Schmidt	59	27	35	62	40
Bobby Bauer	58	30	24	54	4
Woody Dumart	60	24	28	52	12
Bill Cowley	51	13	25	38	16
Joe Carveth	51	21	15	36	10
Don Gallinger	47	11	19	30	12
Pat Egan	60	7	18	25	89
Bep Guidolin	56	10	13	23	73
Ken Smith	60	14	7	21	4
Terry Reardon	60	6	14	20	17
John Crawford	58	1	17	18	16
Murray Henderson	57	5	12	17	63
Jack McGill	24	5	9	14	19
Mark Marquess	27	5	4	9	27
Walter Pratt	31	4	4	8	25
Ferry Flaman	23	1	4	5	41
Eddie Barry	19	1	3	4	2
Clare Martin	6	3	0	3	0
Bill Shill	27	2	0	2	2
Don Grosso	33	0	2	2	2
Norm McAtee	13	0	1	1	0
John Peirson	5	0	0	0	0
Dit Clapper	6	0	0	0	0
Frank Brimsek	60	0	0	0	2

Goaltender	GP	MINS	W-L-T	GA	GAA
Frank Brimsek	60	3600	26-23-11	175	2.92

## 1946-47 NOTABLES:

Home Record.....	18-7-5
Road Record.....	8-16-6

Overall Record.....26-23-11



Dit Clapper played six games in 1946-47 while also serving as the team's coach and became the first player in NHL history to play 20 seasons. He was inducted into the Hockey Hall of Fame prior to his last game on February 12, 1947.

- Milt Schmidt earns First Team All-Star honors while Frank Brimsek, Woody Dumart and Bobby Bauer are named to the Second Team.
- Bobby Bauer wins his third Lady Byng Trophy.
- The "Kraut Line" of Milt Schmidt, Bobby Bauer and Woody Dumart finish fourth, seventh and tenth, respectively, in the league's scoring race.
- November 27, 1946: Dit Clapper becomes the first player in NHL history to play 20 seasons when he dresses for his first game of the year, a 5-2 win vs. NY Rangers.
- February 12, 1947: Bill Cowley becomes the NHL's all-time leading scorer with his 529th career point. Dit Clapper plays his final NHL game, his #5 jersey is immediately retired by the team and he is inducted into the Hockey Hall of Fame.

## 1947-48

Gm	Date	Opponent	Score
1	Oct. 19	New York	W 3-1
2	22	Montreal	W 3-1
3	25	at Montreal	L 0-5
4	26	Chicago	W 3-2
5	29	at New York	W 3-1
6	Nov. 1	at Toronto	T 1-1
7	2	at Detroit	L 1-2
8	5	at Chicago	W 2-1
9	12	at New York	W 8-2
10	15	at Montreal	W 9-1
11	16	Detroit	L 2-3
12	19	Toronto	W 7-2
13	22	at Toronto	L 3-4
14	23	Montreal	T 2-2
15	26	at Chicago	L 3-5
16	27	at Detroit	L 1-4
17	30	Toronto	T 0-0
18	Dec. 3	Chicago	T 4-4
19	6	New York	T 5-5
20	7	Montreal	W 1-0
21	10	at Chicago	L 5-6
22	14	Toronto	T 1-1
23	17	at New York	L 2-5
24	20	at Montreal	W 4-2
25	21	Detroit	L 5-6
26	25	Chicago	L 1-6
27	27	at Toronto	L 1-2
28	28	at Detroit	L 0-3
29	31	at New York	L 3-7
30	Jan. 1	New York	W 4-1
31	3	at Montreal	T 2-2
32	10	at Detroit	W 4-1
33	11	at Chicago	L 1-4
34	14	Detroit	T 3-3
35	17	at Toronto	L 1-4
36	18	Montreal	T 1-1
37	21	Toronto	W 2-1
38	25	New York	W 6-4
39	28	Detroit	L 2-4
40	31	Chicago	L 4-7
41	Feb. 1	Montreal	L 0-3
42	4	Toronto	L 2-4
43	8	at Detroit	W 3-1
44	11	Chicago	L 0-3
45	14	New York	T 4-4
46	15	Detroit	W 3-1
47	18	at Chicago	W 4-2
48	21	at Montreal	W 3-1
49	22	at New York	L 1-4

50	Feb.	25	at Toronto	L	2-4
51		29	at Chicago	L	1-5
52	Mar.	3	Chicago	T	4-4
53		4	at Montreal	T	1-1
54		7	Toronto	W	3-1
55		10	New York	W	6-3
56		13	at Toronto	L	2-5
57		14	at Detroit	W	5-1
58		16	at New York	W	6-2
59		17	Detroit	T	0-0
60		21	Montreal	W	4-3

Player	GP	G	A	PTS	PIM
Grant Warwick/New York	40	17	12	29	30
/Boston	18	6	5	11	8
/Total	58	23	17	40	38
Woody Dumart	59	21	16	37	14
Pete Babando	60	23	11	34	52
Jimmy Peters/Montreal	22	1	3	4	6
/Boston	37	12	15	27	38
/Total	59	13	18	31	44
Don Gallinger	54	10	21	31	37
Milt Schmidt	33	9	17	26	28
Ed Sandford	59	10	15	25	25
Ken Smith	60	11	12	23	4
Billy Taylor	39	4	16	20	25
Wally Wilson	53	11	8	19	18
Pat Egan	60	8	11	19	81
Clare Martin	59	5	13	18	34
Joe Carveth	22	8	9	17	2
Murray Henderson	49	6	8	14	50
Paul Ronty	24	3	11	14	0
John Crawford	45	3	11	14	10
Ed Harrison	52	6	7	13	8
John Quilty/Montreal	20	2	3	5	4
/Boston	6	3	2	5	2
/Total	26	5	5	10	6
Ferry Flaman	56	4	6	10	69
John Peirson	15	4	2	6	0
Arnie Kullman	1	0	0	0	0
Ray Manson	1	0	0	0	0
Frank Brimsek	60	0	0	0	0

Goaltender	GP	MINS	W-L-T	GA	GAA
Frank Brimsek	60	3600	23-24-13	168	2.80



Woody Dumart finished second in the team's scoring race in 1947-48.

## 1947-48 NOTABLES:

Home Record.....	12-8-10
Road Record.....	11-16-3
Overall Record.....	23-24-13

- Frank Brimsek earns his eighth All-Star berth when he was named to the NHL's Second Team in goal.
- October 19, 1947: The Bruins' home opener is repeatedly delayed by fog caused by 80 degree temperatures inside Boston Garden. There is a 40-minute delay following the second period so players from both teams could get their skates resharpened due to soft ice.

## 1948-49

Gm	Date	Opponent	Score
1	Oct. 16	at Toronto	W 4-1
2	20	Chicago	W 8-3
3	24	New York	W 4-1
4	28	at Chicago	W 5-1
5	30	at Montreal	T 3-3
6	31	at New York	L 0-2
7	Nov. 7	at Detroit	L 3-7
8	11	Detroit	W 4-1
9	14	Montreal	W 3-2
10	17	Toronto	W 2-1

# REGULAR SEASON SCORING & RESULTS

11	Nov.	20	at Toronto	T	2-2
12		21	New York	L	1-4
13		24	at Detroit	W	5-3
14		27	at Montreal	W	2-0
15		28	Toronto	W	6-2
16	Dec.	1	Chicago	W	5-1
17		4	Detroit	L	2-3
18		5	Montreal	W	2-1
19		7	at New York	T	2-2
20		8	at Chicago	L	3-4
21		11	at Toronto	L	2-3
22		12	Toronto	L	3-4
23		15	Montreal	L	2-4
24		19	at Chicago	L	2-7
25		22	Detroit	W	5-2
26		23	at Montreal	L	2-4
27		25	Chicago	W	2-1
28		29	at Detroit	L	2-10
29		31	at New York	T	2-2
30	Jan.	1	New York	W	4-1
31		5	at Toronto	L	0-4
32		6	at Detroit	W	3-2
33		9	at Chicago	L	2-4
34		12	Montreal	L	3-5
35		16	Chicago	W	3-1
36		19	at New York	W	5-2
37		22	at Montreal	L	2-4
38		23	Montreal	W	3-0
39		26	Toronto	L	1-3
40		30	Detroit	L	0-4
41	Feb.	2	New York	W	5-3
42		5	at Montreal	W	3-2
43		6	Toronto	L	2-4
44		9	Chicago	W	5-3
45		12	New York	W	4-2
46		13	Detroit	T	4-4
47		16	at Chicago	L	1-5
48		19	at Toronto	L	2-5
49		21	at Detroit	T	2-2
50		23	at New York	W	3-2
51		27	at Chicago	T	2-2
52	Mar.	2	Detroit	T	1-1
53		5	at Montreal	L	0-4
54		6	Montreal	L	0-1
55		9	New York	W	8-1
56		12	at Toronto	W	2-1
57		13	at Detroit	W	6-2
58		15	at New York	W	4-2
59		16	Chicago	L	3-4
60		20	Toronto	W	7-2

Player	GP	G	A	PTS	PIM
Paul Ronty	60	20	29	49	11
John Peirson	59	22	21	43	45
Ken Smith	59	20	20	40	6
Grant Warwick	58	22	15	37	14
Ed Sandford	56	16	20	36	57
Pete Babando	58	19	14	33	34
Milt Schmidt	44	10	22	32	25
Jimmy Peters	60	16	15	31	8
Pat Egan	60	6	18	24	92
Woody Dumart	59	11	12	23	6
Ferny Flaman	60	4	12	16	62
John Crawford	55	2	13	15	14
Murray Henderson	60	2	9	11	28
Ed Harrison	59	5	5	10	20
Dave Creighton	12	1	3	4	0
Ed Kryzanowski	36	1	3	4	10
Zellio Toppazzini	5	1	1	2	0
Cliff Thompson	10	0	1	1	0
Les Colvin	1	0	0	0	0
Gordon Henry	1	0	0	0	0
Jack Gelineau	4	0	0	0	0
Frank Brimsek	54	0	0	0	2

Goaltender	GP	MINS	W-L-T	GA	GAA
Gordon Henry	1	60	1-0-0	0	0.00
Frank Brimsek	54	3240	26-20-8	147	2.72
Jack Gelineau	4	240	2-2-0	12	3.00
Les Colvin	1	60	0-1-0	4	4.00

## 1948-49 NOTABLES:

Home Record..... 18-10-2  
Road Record..... 11-13-6  
Overall Record..... 29-23-8

- Paul Ronty (sixth) and John Peirson (tenth) rank among the league's scoring leaders.
- January 23, 1949: Gordon Henry records a 3-0 shutout over Montreal in his first NHL game. Henry had been recalled that day from Hershey to replace Frank Brimsek, who had returned to Minnesota for a family emergency.



The Bruins adopted their famous "Spoked B" logo for their 25th anniversary season in 1948-49.

## 1949-50

Gm	Date	Opponent	Score
1	Oct. 12	at Detroit	L 1-2
2	16	New York	T 2-2
3	19	Chicago	W 7-4
4	22	at Montreal	W 2-1
5	23	Montreal	T 0-0
6	26	at New York	L 2-5
7	29	at Toronto	L 1-8
8	30	at Chicago	L 4-10
9	Nov. 2	at Detroit	L 3-5
10	5	at Montreal	T 3-3
11	9	Chicago	L 1-3
12	12	Detroit	L 5-7
13	13	Toronto	W 4-2
14	16	at New York	L 1-2
15	17	at Chicago	L 3-8
16	20	Montreal	W 2-1
17	23	Toronto	W 3-1
18	26	at Toronto	T 3-3
19	27	New York	T 1-1
20	30	at Detroit	L 0-3
21	Dec. 1	at Chicago	L 4-5
22	3	Chicago	W 5-3
23	4	Montreal	W 4-2
24	7	Detroit	L 1-2
25	8	at Montreal	T 2-2
26	10	at Toronto	L 1-2
27	11	Toronto	W 2-0
28	14	Detroit	L 2-5
29	17	New York	L 1-3
30	18	Montreal	W 3-1
31	21	at Chicago	W 4-1
32	24	at Toronto	W 8-4
33	25	Chicago	T 4-4
34	28	at Detroit	T 2-2
35	31	at New York	L 1-4
36	Jan. 1	New York	W 6-0
37	5	at Montreal	L 3-5
38	8	at Detroit	W 4-3
39	11	Detroit	W 2-1
40	14	at Toronto	L 3-4
41	15	Chicago	L 1-5
42	18	at New York	W 4-2
43	21	at Montreal	L 1-3
44	22	Montreal	L 4-5
45	25	at Detroit	T 4-4
46	26	at Chicago	L 1-5
47	28	New York	T 2-2
48	29	Detroit	W 4-1
49	Feb. 1	New York	W 3-2
50	5	Toronto	L 1-2
51	8	Toronto	L 1-3
52	11	Detroit	L 4-9
53	12	Montreal	T 3-3
54	15	at New York	T 2-2
55	19	at Chicago	T 4-4
56	22	at Toronto	L 1-3
57	25	at Montreal	L 2-3
58	26	at New York	L 3-4
59	Mar. 1	Toronto	W 5-2
60	4	New York	W 5-1
61	5	Chicago	W 11-4
62	8	Detroit	L 3-5
63	11	at Montreal	L 0-5
64	12	Toronto	T 2-2
65	15	at New York	W 4-1
66	18	at Detroit	T 1-1
67	19	at Chicago	W 4-3
68	22	Chicago	L 5-7

69	Mar.	25	at Toronto	L	0-8
70		26	Montreal	T	3-3

Player	GP	G	A	PTS	PIM
Paul Ronty	70	23	36	59	8
John Peirson	57	27	25	52	49
Phil Maloney	70	15	31	46	6
Milt Schmidt	68	19	22	41	41
Ken Smith	66	10	31	41	12
Norman Poile/New York	27	3	6	9	8
/Boston	39	16	14	30	6
/Total	66	19	20	39	14
Woody Dumart	69	14	25	39	14
Dave Creighton	64	18	13	31	13
Ed Harrison	70	14	12	26	23
Bill Quackenbush	70	8	17	25	4
Sam Bettio	44	9	12	21	32
Ed Kryzanowski	59	6	10	16	12
Murray Henderson	64	3	8	11	42
Pete Horeck	34	5	5	10	22
Zellio Toppazzini	36	5	5	10	18
John Crawford	46	2	8	10	8
Ferny Flaman	69	2	5	7	122
Ed Sandford	17	1	4	5	6
Lorne Ferguson	3	1	1	2	0
Gordon Byers	1	0	1	1	0
Jack McIntyre	1	0	1	1	0
George Sullivan	3	0	1	1	0
Artie Kullman	12	0	1	1	11
Norm Corcoran	1	0	0	0	0
Dick Bittner	1	0	0	0	0
Bart Bradley	1	0	0	0	0
Gordon Henry	2	0	0	0	0
Ross Lowe	3	0	0	0	0
Jack Gelineau	67	0	0	0	0

Goaltender	GP	MINS	W-L-T	GA	GAA
Gordon Henry	2	120	0-2-0	5	2.50
Dick Bittner	1	60	0-0-1	3	3.00
Jack Gelineau	67	4020	22-30-15	220	3.28



Jack Gelineau won the Calder Trophy as the league's top rookie in 1949-50.

## 1949-50 NOTABLES:

Home Record..... 15-12-8  
Road Record..... 7-20-8  
Overall Record..... 22-32-16

- Jack Gelineau became the second Bruin to win the Calder Trophy.
- Paul Ronty (fifth) and John Peirson (eighth) again rank among the league's scoring leaders, despite the club's fifth-place finish in the standings.
- October 16, 1949: The ice at Boston Garden is painted white for the first time to make it easier to follow the puck.
- December 3, 1949: Bruins General Manager Art Ross is inducted into the Hockey Hall of Fame in pre-game ceremonies.
- February 12, 1950: Dick Bittner earns a 3-3 tie in his first and only NHL game. He had been recalled to replace an injured Jack Gelineau and played the game just four hours after recording a 4-0 shutout for the Boston Olympics over Atlantic City in an EAHL game at Boston Garden.

## 1950-51

Gm	Date	Opponent	Score
1	Oct. 14	at Montreal	T 1-1
2	15	Montreal	L 1-2
3	18	Toronto	L 0-2
4	22	New York	T 0-0
5	25	at New York	T 1-1
6	28	at Toronto	L 2-4

# REGULAR SEASON SCORING & RESULTS

7	Oct.	29	at Detroit	L	0-2
8	Nov.	2	at Chicago	L	2-5
9		4	at Montreal	W	3-2
10		5	at Detroit	L	2-4
11		8	Detroit	T	3-3
12		11	Chicago	L	2-4
13		12	Toronto	L	0-7
14		15	at New York	W	4-3
15		18	Detroit	L	1-2
16		19	Toronto	W	3-1
17		23	at Chicago	L	1-4
18		25	New York	T	3-3
19		26	Montreal	L	1-3
20		29	Detroit	W	6-3
21	Dec.	2	New York	L	2-3
22		3	at New York	W	5-3
23		6	Chicago	W	5-4
24		7	at Montreal	W	3-0
25		9	at Toronto	L	1-8
26		10	Montreal	W	5-2
27		14	at Detroit	L	2-4
28		16	Detroit	L	1-4
29		17	Toronto	L	2-4
30		20	at New York	T	4-4
31		21	at Chicago	W	3-1
32		23	at Toronto	T	2-2
33		25	Chicago	W	7-4
34		27	Chicago	T	4-4
35		31	at New York	L	0-3
36	Jan.	1	New York	W	3-2
37		4	at Montreal	W	4-2
38		7	at Detroit	L	0-3
39		9	at Chicago	W	5-4
40		13	at Montreal	L	0-4
41		14	Chicago	W	5-1
42		17	at New York	T	3-3
43		20	at Toronto	L	1-2
44		21	New York	W	5-1
45		25	at Detroit	T	3-3
46		27	Detroit	W	3-0
47		28	Montreal	T	1-1
48	Feb.	1	at Chicago	L	2-5
49		3	at Montreal	L	1-4
50		4	Toronto	T	3-3
51		7	New York	T	2-2
52		10	Montreal	W	6-0
53		11	Detroit	L	1-2
54		18	at Chicago	W	7-3
55		19	at Detroit	T	2-2
56		21	at New York	T	2-2
57		24	at Toronto	L	2-6
58		25	at Chicago	W	3-2
59		28	Detroit	T	1-1
60	Mar.	3	New York	T	3-3
61		4	Chicago	W	10-2
62		7	Montreal	L	2-3
63		10	at Toronto	L	3-5
64		11	Toronto	W	3-1
65		15	at Detroit	L	0-4
66		17	at Montreal	L	1-3
67		18	Montreal	T	2-2
68		21	Chicago	W	6-5
69		24	at Toronto	L	1-4
70		25	Toronto	L	0-1

Player	GP	G	A	PTS	PIM
Milt Schmidt	62	22	39	61	33
Woody Dumart	70	20	21	41	7
John Peirson	70	19	19	38	43
Bill Ezinicki	53	16	19	35	119
Lorne Ferguson	70	16	17	33	31
Paul Ronty	70	10	22	32	20
Duncan Fisher/New York	12	0	0	0	0
/Boston	53	9	20	29	20
/Total	65	9	20	29	20
Bill Quackenbush	70	5	24	29	12
Ed Sandford	51	10	13	23	33
Pete Horeck	66	10	13	23	57
Vic Lynn	56	14	6	20	69
Murray Henderson	66	4	7	11	37
Max Quackenbush	47	4	6	10	26
Dave Creighton	56	5	4	9	4
Ed Kryzanowski	69	3	6	9	10
Ross Lowe	43	5	3	8	40
Ken Smith	14	3	1	4	11
Hal Laycoe/Montreal	38	0	2	2	25
/Boston	6	1	1	2	4
Hal Laycoe/Total	44	1	3	4	29
Phil Maloney	13	2	0	2	2
Ferny Flaman	14	1	1	2	37
Ed Reigle	17	0	2	2	25
Ed Harrison	9	1	0	1	0
Zellio Toppazzini	4	0	1	1	0

Bob Armstrong	2	0	0	0	2
Steve Kraftcheck	22	0	0	0	8
Jack Gelineau	70	0	0	0	4

Goaltender	GP	MINS	W-L-T	GA	GAA
Jack Gelineau	70	4200	22-30-18	197	2.81

## 1950-51 NOTABLES:

Home Record.....	13-12-10
Road Record.....	9-18-8
Overall Record.....	22-30-18

- Milt Schmidt wins the Hart Trophy as league MVP and finishes fifth overall in the league's scoring race.
- Schmidt and Bill Quackenbush are named First Team NHL All-Stars.
- March 4, 1951: Woody Dumart ties a club record with four goals in a 10-2 win over Chicago.



Bill Quackenbush earned First Team NHL All-Star honors in 1950-51.

## 1951-52

Gm	Date	Opponent	Score
1	Oct. 11	at Detroit	L 0-1
2	13	at Montreal	W 2-1
3	14	Montreal	L 3-4
4	17	at Toronto	L 2-4
5	21	New York	T 1-1
6	24	at New York	W 3-1
7	28	at Chicago	W 2-0
8	Nov. 1	at Detroit	W 3-2
9	4	at Chicago	W 4-2
10	6	Detroit	T 0-0
11	8	at Montreal	L 2-4
12	11	Toronto	T 1-1
13	13	Chicago	L 1-3
14	17	at Toronto	T 1-1
15	18	Montreal	T 3-3
16	20	Detroit	L 0-2
17	21	at New York	T 3-3
18	25	Toronto	L 1-4
19	27	New York	T 1-1
20	29	at Detroit	T 1-1
21	Dec. 2	Montreal	W 4-1
22	4	Chicago	W 3-1
23	5	at New York	W 3-2
24	9	at Chicago	L 3-4
25	11	New York	W 4-2
26	12	at New York	L 3-6
27	15	at Montreal	L 1-3
28	16	Montreal	L 2-4
29	18	Detroit	T 5-5
30	22	at Toronto	L 2-3
31	23	Toronto	W 4-2
32	25	Chicago	L 2-6
33	29	at Toronto	L 0-4
34	Jan. 1	New York	L 2-4
35	5	at Montreal	W 3-2
36	6	at Detroit	L 2-4
37	8	at Chicago	W 7-2
38	13	Chicago	W 5-4
39	15	Toronto	L 0-1
40	17	at Detroit	L 0-5
41	19	at Toronto	L 2-6
42	20	Montreal	W 2-1
43	22	New York	T 3-3
44	26	at Montreal	L 3-5
45	27	Toronto	L 0-3
46	29	Detroit	W 3-1
47	31	at Chicago	T 0-0
48	Feb. 2	at Toronto	T 1-1
49	3	Montreal	W 1-0
50	5	Chicago	W 5-0
51	9	New York	L 2-4

52	Feb. 10	Detroit	L	0-2
53	13	at New York	L	2-6
54	17	at Chicago	W	5-2
55	18	at Detroit	L	2-4
56	21	at Montreal	T	3-3
57	24	at New York	L	2-5
58	26	Detroit	L	3-4
59	Mar. 1	at Toronto	T	1-1
60	2	Toronto	T	2-2
61	4	New York	W	4-1
62	6	at Detroit	L	1-2
63	9	Chicago	W	4-2
64	11	Detroit	W	3-2
65	13	at Chicago	T	3-3
66	15	at Montreal	W	2-0
67	16	Montreal	W	2-1
68	18	Chicago	W	4-0
69	19	at New York	L	4-6
70	23	Toronto	W	4-2

Player	GP	G	A	PTS	PIM
Milt Schmidt	69	21	29	50	57
John Peirson	68	20	30	50	30
Dave Creighton	49	20	17	37	18
Jack McIntyre	52	12	19	31	18
Duncan Fisher	65	15	12	27	2
Ed Sandford	65	13	12	25	54
Real Chevrefils	33	8	17	25	8
George Sullivan	67	12	12	24	24
Fleming Mackell/Toronto	32	2	8	10	16
/Boston	30	1	8	9	24
/Total	62	3	16	19	40
Bill Quackenbush	69	2	17	19	6
Adam Brown	33	8	9	17	6
Woody Dumart	39	5	8	13	0
Gus Kyle	69	1	12	13	127
Hal Laycoe	70	5	7	12	61
Bill Ezinicki	28	5	5	10	47
Ed Kryzanowski	70	5	3	8	33
Lorne Ferguson	27	3	4	7	14
Leo Labine	15	2	4	6	9
Murray Henderson	56	0	6	6	51
Pentti Lund	23	0	5	5	0
Vic Lynn	12	2	2	4	4
Ray Barry	18	1	2	3	6
Bobby Bauer	1	1	1	2	0
Jim Morrison	14	0	2	2	2
Jim Henry	70	0	0	0	0

Goaltender	GP	MINS	W-L-T	GA	GAA
Jim Henry	70	4200	25-29-16	176	2.51



"Sugar" Jim Henry earned an NHL Second Team All-Star berth in his first season with the Bruins in 1951-52.

## 1951-52 NOTABLES:

Home Record.....	15-12-8
Road Record.....	10-17-8
Overall Record.....	25-29-16

- Jim Henry and Milt Schmidt earn Second Team All-Star honors and Schmidt makes his fifth appearance among the league's top ten scoring leaders.
- March 18, 1952: The "Kraut Line" is honored in pre-game ceremonies and Bobby Bauer comes out of retirement to play one more game with his linemates.

## 1952-53

Gm	Date	Opponent	Score
1	Oct. 12	Montreal	T 1-1
2	16	Toronto	W 2-1
3	18	at Montreal	L 1-2
4	19	New York	T 2-2



# REGULAR SEASON SCORING & RESULTS

5	Oct.	22	at New York	T	3-3
6		25	at Toronto	W	4-0
7		26	at Chicago	T	1-1
8		30	at Detroit	L	1-4
9	Nov.	1	at Toronto	L	2-3
10		2	at Chicago	L	1-4
11		6	Detroit	W	2-0
12		9	Chicago	W	4-1
13		11	Toronto	W	4-0
14		13	at Detroit	L	0-3
15		15	at Montreal	L	0-2
16		16	Detroit	L	2-5
17		19	at Toronto	W	2-1
18		20	at Chicago	L	1-3
19		23	Toronto	W	6-5
20		27	New York	W	3-1
21		30	Montreal	W	3-1
22	Dec.	4	Chicago	W	5-1
23		6	at Montreal	W	2-1
24		7	at Detroit	T	1-1
25		10	at New York	W	4-1
26		11	Detroit	L	1-10
27		14	Chicago	T	2-2
28		17	at New York	L	0-5
29		18	at Chicago	T	3-3
30		20	at Montreal	W	6-3
31		21	Montreal	L	3-4
32		25	New York	L	1-2
33		27	at Toronto	L	0-3
34		28	at Detroit	L	1-7
35	Jan.	1	Toronto	W	5-1
36		3	at Montreal	W	1-0
37		4	at New York	L	2-5
38		8	at Detroit	L	0-4
39		10	at Toronto	L	1-3
40		11	Chicago	L	2-4
41		15	Detroit	L	0-4
42		18	Toronto	W	2-1
43		22	Chicago	T	3-3
44		24	New York	W	9-0
45		25	New York	L	1-2
46		29	Toronto	T	2-2
47		31	at Montreal	T	0-0
48	Feb.	1	Montreal	W	4-3
49		5	Chicago	W	4-1
50		8	Detroit	L	3-5
51		12	Detroit	W	3-1
52		14	New York	W	5-4
53		15	Montreal	W	1-0
54		18	at New York	L	2-4
55		21	at Toronto	T	2-2
56		22	at Chicago	L	0-2
57		25	at New York	L	1-2
58		27	at Chicago	L	0-3
59	Mar.	1	at Chicago	T	2-2
60		2	at Detroit	L	2-10
61		5	Montreal	W	5-0
62		7	New York	L	1-2
63		8	Chicago	W	2-1
64		12	Detroit	T	2-2
65		14	at Toronto	W	3-1
66		15	Montreal	W	2-1
67		18	at New York	W	2-1
68		19	at Detroit	L	1-6
69		21	at Montreal	W	2-1
70		22	Toronto	L	1-3


Player	GP	G	A	PTS	PIM
Fleming Mackell	65	27	17	44	63
Ed Sandford	61	14	21	35	44
Milt Schmidt	68	11	23	34	30
Real Chevrefils	69	19	14	33	44
John Peirson	49	14	15	29	32
Joe Klukay	70	13	16	29	20
Jerry Toppazzini	69	10	13	23	36
Leo Labine	51	8	15	23	69
Jack McIntyre	70	7	15	22	31
Bill Quackenbush	69	2	16	18	6
Pentti Lund	54	8	9	17	2
Dave Creighton	45	8	8	16	14
Woody Dumart	62	5	9	14	2
Warren Godfrey	60	1	13	14	40
Hal Laycoe	54	2	10	12	36
George Sullivan	32	3	8	11	8
Bob Armstrong	55	0	8	8	45
Duncan Fisher	7	0	1	1	0
Norm Corcoran	1	0	0	0	0
Jim Henry	70	0	0	0	0

Goaltender	GP	MINS	W-L-T	GA	GAA
Jim Henry	70	4200	28-29-13	172	2.46

## 1952-53 NOTABLES:

Home Record.....	19-10-6
Road Record.....	9-19-7
Overall Record.....	28-29-13

- Fleming Mackell is named a First Team NHL All-Star and ranks tenth among the league's scoring leaders.
- Bill Quackenbush earns a Second Team All-Star berth.
- January 24, 1953: George Sullivan has one goal and five assists in a 9-0 win over NY Rangers, setting a club record for assists and tying a club mark for points in a game.



Fleming Mackell led the team in scoring in 1952-53 and was named an NHL First Team All-Star.

## 1953-54

Gm	Date	Opponent	Score
1	Oct. 11	Montreal	W 4-1
2	15	Toronto	L 1-4
3	17	at Montreal	L 2-5
4	18	New York	W 3-2
5	22	at New York	L 3-4
6	24	at Toronto	W 3-2
7	25	at Chicago	W 4-3
8	31	at Detroit	W 3-1
9	Nov. 1	at Chicago	T 0-0
10	5	Chicago	W 4-2
11	7	at Montreal	L 2-5
12	8	Montreal	W 2-0
13	11	Detroit	T 2-2
14	14	at Toronto	L 0-2
15	15	Toronto	T 1-1
16	19	at Detroit	L 2-3
17	20	at Chicago	W 2-0
18	22	Montreal	T 2-2
19	25	at New York	L 3-5
20	26	New York	W 5-2
21	29	Toronto	W 2-1
22	Dec. 3	Chicago	W 3-1
23	5	at Montreal	L 2-4
24	6	Montreal	L 2-7
25	10	Detroit	W 6-3
26	12	at Detroit	L 1-7
27	13	at Chicago	T 2-2
28	16	at New York	L 3-4
29	17	Toronto	W 3-2
30	19	at Montreal	L 3-7
31	20	Detroit	L 2-4
32	25	Chicago	W 4-1
33	27	at Detroit	L 1-2
34	29	at New York	W 6-2
35	Jan. 1	New York	L 1-2
36	2	at Montreal	T 1-1
37	7	at Detroit	L 1-3
38	9	at Toronto	L 2-3
39	10	Chicago	W 5-3
40	14	Detroit	L 1-2
41	16	at Montreal	L 1-2
42	17	Montreal	W 3-2
43	20	at New York	L 3-8
44	21	at Chicago	W 3-2
45	23	New York	L 3-4
46	24	New York	W 2-1
47	28	Chicago	W 3-2
48	30	at Toronto	L 2-4
49	31	Toronto	W 2-0
50	Feb. 4	at Detroit	L 0-5
51	6	Detroit	L 2-4
52	7	Detroit	T 1-1
53	10	at Toronto	W 3-2
54	11	Toronto	L 1-3
55	13	New York	W 1-0
56	14	Montreal	W 4-1
57	17	at New York	L 1-2

58	Feb.	20	at Toronto	L	2-3
59		21	at Chicago	W	4-3
60		24	at New York	W	5-3
61	Mar.	4	Montreal	T	1-1
62		6	at Montreal	T	3-3
63		7	Chicago	W	6-0
64		11	New York	W	1-0
65		13	at Toronto	W	2-1
66		14	Toronto	W	3-0
67		16	Detroit	W	4-2
68		18	at Detroit	T	3-3
69		19	at Chicago	L	0-7
70		21	Chicago	W	9-5

Player	GP	G	A	PTS	PIM
Ed Sandford	70	16	31	47	42
Fleming Mackell	67	15	32	47	60
John Peirson	68	21	19	40	55
Dave Creighton	69	20	20	40	27
Joe Klukay	70	20	17	37	27
Leo Labine	68	16	19	35	57
Cal Gardner	70	14	20	34	62
Milt Schmidt	64	14	18	32	28
Doug Mohns	70	13	14	27	27
Gus Bodnar/Chicago	45	6	15	21	20
/Boston	14	3	3	6	10
/Total	59	9	18	27	30
Hal Laycoe	58	3	16	19	29
Bill Quackenbush	45	0	17	17	6
Warren Godfrey	70	5	9	14	71
Bob Armstrong	64	2	10	12	81
Woody Dumart	69	4	3	7	6
Ray Gariepy	35	1	6	7	39
Real Chevrefils	14	4	1	5	2
Jerry Toppazzini	37	0	5	5	24
Jim Henry	70	0	0	0	0

Goaltender	GP	MINS	W-L-T	GA	GAA
Jim Henry	70	4200	32-28-10	181	2.59

## 1953-54 NOTABLES:

Home Record.....	22-8-5
Road Record.....	10-20-5
Overall Record.....	32-28-10

- Ed Sandford and Fleming Mackell rank eighth and ninth, respectively, in the league's scoring race.
- Ed Sandford is named a Second-Team NHL All-Star.



Ed Sandford was named to the NHL's Second All-Star Team in 1953-54.

## 1954-55

Gm	Date	Opponent	Score
1	Oct. 9	at Montreal	L 1-4
2	11	Montreal	T 2-2
3	14	New York	W 5-3
4	17	Toronto	T 1-1
5	20	at New York	L 2-6
6	21	at Detroit	L 3-5
7	23	at Toronto	T 3-3
8	30	at Detroit	L 0-4
9	Nov. 4	Detroit	L 2-3
10	7	Montreal	L 3-4
11	10	Chicago	W 4-3
12	13	at Montreal	L 1-2
13	14	Toronto	L 1-3
14	17	at New York	T 2-2
15	18	at Chicago	W 5-1
16	20	at Toronto	W 1-0
17	21	Montreal	W 2-0
18	24	at New York	L 1-3
19	25	New York	T 2-2
20	28	Detroit	W 6-2

# REGULAR SEASON SCORING & RESULTS

21	Dec.	1	at Toronto	L	0-6
22		2	at Chicago	W	3-2
23		4	New York	W	6-3
24		5	Toronto	L	2-4
25		9	Chicago	W	2-1
26		11	at Montreal	W	3-0
27		12	Montreal	T	2-2
28		16	Detroit	L	2-4
29		18	at Detroit	L	1-4
30		19	at Chicago	L	1-6
31		25	Chicago	T	3-3
32		30	at New York	L	1-6
33	Jan.	1	New York	W	4-0
34		2	at New York	T	3-3
35		5	at Toronto	W	2-1
36		6	at Detroit	T	3-3
37		8	at Montreal	T	1-1
38		9	Toronto	T	1-1
39		12	at Chicago	T	1-1
40		13	at Detroit	L	0-4
41		15	at Toronto	L	2-4
42		16	Montreal	W	6-0
43		20	Detroit	W	3-2
44		22	New York	W	3-1
45		23	New York	L	0-2
46		27	Chicago	W	5-2
47		29	at Montreal	L	0-4
48		30	Toronto	W	3-0
49	Feb.	2	at Chicago	W	3-2
50		3	at Detroit	T	1-1
51		5	Detroit	W	8-4
52		6	Detroit	T	2-2
53		10	Chicago	W	4-2
54		12	New York	T	5-5
55		13	Toronto	T	3-3
56		16	at New York	T	2-2
57		17	at Chicago	L	2-10
58		19	at Toronto	T	1-1
59		21	at Detroit	T	2-2
60		23	at Chicago	T	3-3
61		26	at Montreal	L	1-4
62	Mar.	2	at New York	W	2-1
63		3	Montreal	L	1-4
64		5	at Toronto	T	2-2
65		6	Toronto	W	3-1
66		10	Chicago	L	2-3
67		12	at Montreal	L	1-2
68		13	Montreal	W	4-2
69		16	Detroit	L	4-5
70		20	Chicago	L	3-4

Player	GP	G	A	PTS	PIM
Leo Labine	67	24	18	42	75
Don McKenney	69	22	20	42	34
Real Chevrefils	64	18	22	40	30
Cal Gardner	70	16	22	38	40
Fleming Mackell	60	11	24	35	76
Lorne Ferguson	69	20	14	34	24
Ed Sandford	60	14	20	34	38
Doug Mohns	70	14	18	32	82
Bill Quackenbush	68	2	20	22	8
Ferry Flaman	70	4	14	18	150
Warren Godfrey	62	1	17	18	58
Leo Boivin/Toronto	7	0	0	0	8
/Boston	59	6	11	17	105
/Total	66	6	11	17	113
Murray Costello	54	4	11	15	25
Milt Schmidt	23	4	8	12	26
Gus Bodnar	67	4	4	8	14
Bob Armstrong	57	1	3	4	38
Hal Laycoe	5	1	0	1	34
Floyd Smith	3	0	1	1	0
Allen Teal	1	0	0	0	0
Norm Corcoran	2	0	0	0	2
Joe Klukay	10	0	0	0	4
Jim Henry	26	0	0	0	0
John Henderson	44	0	0	0	0

Goaltender	GP	MINS	W-L-T	GA	GAA
John Henderson	44	2628	15-14-15	109	2.49
Jim Henry	26	1532	8-12-6	79	3.09

## 1954-55 NOTABLES:

Home Record..... 16-10-9  
 Road Record..... 7-16-12  
 Overall Record..... 23-26-21

- Ferry Flaman is named to the NHL's Second All-Star Team.
- The Bruins record a team-record 21 ties on the season.
- November 28, 1954: Leo Labine scores a hat trick in a 4:22 span and adds three assists in a 6-2 win over Detroit. He ties a club record for points in a game and his 3-2=5

totals in the second period ties an NHL record for points in a period.  
 • December 25, 1954: Milt Schmidt retires as a player and steps behind the Boston bench, earning a 3-3 tie with Chicago in his first game as the Bruins coach.  
 • March 13, 1955: Montreal's Maurice Richard is cut by a Hal Laycoe high stick and goes after Laycoe with his stick, also striking linesman Cliff Thompson, who is trying to restrain him. Richard earns a match penalty and Laycoe a high stick major penalty. The incident leads to a suspension of Richard for the remainder of the regular season and playoffs by NHL President Clarence Campbell and sparks the "Forum riot" when Campbell attends the next game in Montreal.



Leo Labine set an NHL record with five points in the second period on November 28, 1954.

## 1955-56

Gm	Date	Opponent	Score
1	Oct. 8	at Montreal	L 0-2
2	9	Montreal	L 2-5
3	12	Toronto	W 2-0
4	15	at Toronto	T 2-2
5	16	New York	W 4-1
6	20	at Montreal	W 3-2
7	22	at Detroit	T 0-0
8	25	at Chicago	L 0-2
9	29	at New York	W 1-0
10	Nov. 3	Chicago	T 3-3
11		at Montreal	L 2-4
12	6	Montreal	T 3-3
13	10	New York	W 5-1
14	12	at Toronto	W 3-2
15	13	Detroit	T 0-0
16	18	at Chicago	L 1-6
17	19	at Toronto	L 2-3
18	20	Toronto	T 1-1
19	23	at New York	L 0-4
20	24	New York	L 0-5
21	26	at Montreal	L 1-3
22	27	Chicago	L 0-6
23	Dec. 1	Montreal	L 1-2
24	3	Detroit	L 0-5
25	4	Toronto	W 5-0
26	8	at Detroit	T 2-2
27	9	at Chicago	T 1-1
28	11	Montreal	L 2-4
29	15	Chicago	W 4-1
30	17	at Toronto	L 1-5
31	18	at Chicago	L 1-7
32	21	at New York	T 3-3
33	22	Detroit	L 2-3
34	25	Chicago	L 2-4
35	29	at Detroit	L 3-4
36	31	at New York	L 2-6
37	Jan. 1	New York	L 2-4
38	7	at Toronto	L 2-6
39	8	at Detroit	L 3-4
40	12	Chicago	L 0-5
41	14	at Montreal	W 2-0
42	15	Toronto	L 1-4
43	19	at Detroit	L 2-4
44	20	at Chicago	W 3-0
45	22	New York	W 3-1
46	26	Montreal	W 5-1
47	28	at Montreal	L 1-6
48	29	Toronto	W 3-1
49	Feb. 2	Chicago	T 2-2
50	4	New York	W 7-1
51	5	Detroit	W 3-1
52	8	at New York	T 3-3
53	9	Toronto	T 1-1
54	11	Detroit	W 3-2
55	12	Montreal	L 1-7

56	Feb.	15	at Toronto	L	0-1
57		17	at Chicago	W	4-2
58		19	at New York	W	3-0
59		21	at Detroit	L	1-4
60		25	at Toronto	W	3-1
61		26	at Chicago	L	1-4
62		29	at New York	L	2-4
63	Mar.	1	Detroit	L	0-2
64		3	New York	W	5-2
65		4	Toronto	T	2-2
66		8	at Detroit	L	2-4
67		10	at Montreal	W	4-0
68		11	Montreal	W	3-1
69		13	Detroit	W	4-0
70		18	Chicago	L	2-3

Player	GP	G	A	PTS	PIM
Vic Stasiuk	59	19	18	37	118
Cal Gardner	70	15	21	36	57
Leo Labine	68	16	18	34	104
Don McKenney	65	10	24	34	20
John Peirson	33	11	14	25	10
Bill Quackenbush	70	3	22	25	4
Jerry Toppazzini/Detroit	40	1	7	8	31
/Boston	28	7	7	14	22
/Total	68	8	14	22	53
Ferry Flaman	62	4	17	21	70
Leo Boivin	68	4	16	20	80
Real Chevrefils	25	11	8	19	10
Doug Mohns	64	10	8	18	48
Marcel Bonin	67	9	9	18	49
Fleming Mackell	52	7	9	16	59
Lorne Ferguson	32	7	5	12	18
Murray Costello	41	6	6	12	19
Bob Armstrong	68	0	12	12	122
Hal Laycoe	65	5	5	10	16
Orval Tessier	23	2	3	5	6
Ed Panagabko	28	0	3	3	38
Lionel Heinrich	35	1	1	2	33
Bill Burega	4	0	1	1	4
Lorne Davis	15	0	1	1	0
John Henderson	1	0	0	0	0
Claude Pronovost	1	0	0	0	2
Ellard O'Brien	2	0	0	0	0

Goaltender	GP	MINS	W-L-T	GA	GAA
Claude Pronovost	1	60	1-0-0	0	0.00
Terry Sawchuk	68	4080	22-33-13	181	2.66
John Henderson	1	60	0-1-0	4	4.00



Vic Stasiuk led the Bruins in scoring in 1955-56.

## 1955-56 NOTABLES:

Home Record..... 14-14-7  
 Road Record..... 9-20-6  
 Overall Record..... 23-34-13

## 1956-57

Gm	Date	Opponent	Score
1	Oct. 11	Toronto	T 4-4
2	13	at Montreal	L 0-3
3	14	Montreal	W 3-1
4	17	at New York	L 0-2
5	20	at Toronto	T 2-2
6	21	at Detroit	T 3-3
7	27	at Montreal	W 1-0
8	30	at Chicago	L 0-4
9	Nov. 1	Chicago	W 5-2
10	4	New York	W 4-1
11	7	at New York	W 4-2
12	8	Detroit	W 3-1
13	10	at Montreal	W 3-1
14	11	Montreal	W 3-2
15	15	at Chicago	W 5-3

# REGULAR SEASON SCORING & RESULTS

16	Nov.	17	at New York	T	4-4
17		18	Toronto	W	4-3
18		22	New York	L	3-4
19		24	at Toronto	W	3-2
20		25	Toronto	W	3-1
21		28	at New York	L	1-2
22		29	at Chicago	W	2-0
23	Dec.	2	Chicago	W	3-2
24		6	at Detroit	L	2-3
25		8	Detroit	W	5-3
26		9	Montreal	T	1-1
27		13	Chicago	W	3-2
28		15	at Montreal	L	4-6
29		16	Toronto	W	4-2
30		20	Detroit	T	1-1
31		22	at Toronto	W	3-2
32		23	at Chicago	L	1-4
33		25	Chicago	L	2-4
34		27	Detroit	L	3-5
35		30	at Detroit	W	4-2
36	Jan.	1	New York	W	5-3
37		5	at Toronto	L	2-3
38		6	at Chicago	T	4-4
39		10	at Detroit	W	2-1
40		12	at Montreal	L	1-4
41		13	Montreal	L	1-3
42		17	Detroit	T	2-2
43		19	at Toronto	L	1-4
44		20	Toronto	L	2-3
45		26	New York	L	3-5
46		27	Montreal	W	5-2
47		31	Chicago	W	2-0
48	Feb.	2	at Montreal	W	2-1
49		3	New York	W	4-1
50		6	at New York	L	2-3
51		7	at Detroit	W	1-0
52		9	Montreal	T	2-2
53		10	Toronto	W	5-1
54		13	at Toronto	T	2-2
55		16	at Chicago	L	5-6
56		17	at Detroit	L	2-6
57		20	at New York	L	2-5
58		23	at Toronto	W	5-2
59		24	at Chicago	L	3-4
60		28	Chicago	W	4-0
61	Mar.	2	New York	L	2-3
62		3	Montreal	W	5-2
63		7	Detroit	L	2-4
64		9	Detroit	W	4-2
65		10	Toronto	T	3-3
66		13	at New York	W	2-1
67		16	at Montreal	T	2-2
68		17	Chicago	W	6-2
69		21	at Detroit	W	2-0
70		23	New York	L	2-4

Player	GP	G	A	PTS	PIM
Don McKenney	69	21	39	60	31
Real Chevrefils	70	31	17	48	38
Leo Labine	67	18	29	47	128
Vic Stasiuk	64	24	16	40	50
Doug Mohns	68	6	34	40	89
Fleming Mackell	65	22	17	39	73
John Peirson	68	13	26	39	41
Jerry Toppazzini	55	15	23	38	26
Larry Regan	69	14	19	33	29
Cal Gardner	70	12	20	32	66
Allan Stanley	60	6	25	31	45
Ferny Flaman	68	6	25	31	108
Bob Armstrong	57	1	15	16	79
Leo Boivin	55	2	8	10	55
Jack Bionda	35	2	3	5	43
Jack Caffery	47	2	2	4	20
Bob Beckett	18	0	3	3	2
Al Nicholson	5	0	1	1	0
Ed Panagabko	1	0	0	0	0
George Ranieri	2	0	0	0	0
Dick Cherry	6	0	0	0	4
Floyd Hillman	6	0	0	0	10
Norm DeFelice	10	0	0	0	0
Floyd Smith	23	0	0	0	6
Don Simmons	26	0	0	0	0
Terry Sawchuk	34	0	0	0	14


Goaltender	GP	MINS	W-L-T	GA	GAA
Terry Sawchuk	34	2040	18-10-6	71	2.38
Don Simmons	26	1560	13-9-4	63	2.42
Norm DeFelice	10	600	3-5-2	30	3.00

## 1956-57 NOTABLES:

Home Record.....	20-9-6
Road Record.....	14-15-6

Overall Record.....34-24-12

- Larry Regan wins the Calder Trophy.
- Real Chevrefils and Ferny Flaman are named to the Second All-Star Team.
- Don McKenney finishes seventh overall in the league's scoring race.
- January 26, 1957: The Bruins play their first nationally televised game, the fourth NHL game on the CBS schedule. It is seen by an estimated 15 million people and is carried on 113 stations with Fred Cusick announcing the 5-3 NY Rangers win.



Larry Regan won the Calder Trophy in 1956-57 as the NHL's top rookie.

## 1957-58

Gm	Date	Opponent	Score
1	Oct.	12 Chicago	W 3-1
2		13 New York	W 3-1
3		16 at New York	W 6-2
4		17 at Detroit	W 5-1
5		19 at Toronto	L 0-7
6		22 at Chicago	L 1-2
7		24 at Detroit	L 3-4
8		26 at Montreal	L 3-4
9		31 New York	L 0-3
10	Nov.	2 at New York	L 0-5
11		3 Detroit	W 4-0
12		7 Toronto	L 3-5
13		9 at Montreal	L 2-4
14		10 Detroit	W 4-2
15		14 Chicago	W 5-2
16		16 at Toronto	W 4-2
17		17 Toronto	T 2-2
18		23 Montreal	L 2-4
19		24 at Chicago	T 2-2
20		27 at New York	W 5-2
21		28 New York	W 1-0
22		30 at Toronto	L 2-3
23	Dec.	1 Montreal	L 1-4
24		5 Detroit	W 7-2
25		7 Chicago	T 2-2
26		8 at Chicago	W 3-0
27		12 at Detroit	L 2-3
28		14 at Montreal	T 1-1
29		15 Toronto	L 1-3
30		19 New York	T 3-3
31		21 at Toronto	T 3-3
32		22 Montreal	L 1-4
33		25 Detroit	W 4-1
34		28 at Chicago	T 0-0
35		29 at Detroit	T 2-2
36	Jan.	1 Montreal	L 3-4
37		4 at New York	W 7-4
38		5 at Chicago	L 3-4
39		9 at Detroit	L 1-6
40		11 at Toronto	T 2-2
41		12 Toronto	L 3-5
42		16 New York	L 2-3
43		18 at Montreal	W 3-0
44		19 Montreal	L 2-6
45		23 Chicago	W 4-3
46		25 Detroit	W 5-3
47		26 Toronto	T 3-3
48		29 at New York	T 1-1
49	Feb.	1 at Montreal	L 1-3
50		2 New York	W 4-3
51		6 Chicago	L 1-4
52		8 at Toronto	W 7-3
53		9 Toronto	L 0-2
54		13 Detroit	W 5-0
55		15 Montreal	T 2-2
56		16 at New York	L 2-3
57		20 at Montreal	L 0-4
58		22 at Detroit	L 1-5

59	Feb.	23	at Chicago	W	2-0
60	Mar.	1	at Chicago	W	3-2
61		4	at Detroit	W	2-1
62		6	Chicago	T	4-4
63		8	at Toronto	T	3-3
64		9	Toronto	W	7-0
65		13	Montreal	W	7-3
66		15	New York	L	0-4
67		16	Detroit	L	3-6
68		19	at New York	T	1-1
69		22	at Montreal	W	8-5
70		23	Chicago	W	7-5

Player	GP	G	A	PTS	PIM
Bronco Horvath	67	30	36	66	71
Fleming Mackell	70	20	40	60	72
Don McKenney	70	28	30	58	59
Vic Stasiuk	70	21	35	56	55
John Bucyk	68	21	31	52	57
Jerry Toppazzini	64	25	24	49	51
Larry Regan	59	11	28	39	22
Allan Stanley	69	6	25	31	37
Larry Hillman	70	3	19	22	60
Leo Labine	62	7	14	21	18
Doug Mohns	54	5	16	21	28
Real Chevrefils	44	9	9	18	21
Ferny Flaman	66	0	15	15	71
Carl Boone	34	5	3	8	28
Norm Johnson	15	2	3	5	8
Jack Bionda	42	1	4	5	50
Bob Armstrong	47	1	4	5	66
John Peirson	53	2	2	4	10
Leo Boivin	33	0	4	4	54
Gerry Ehman	1	1	0	1	0
Jack Caffery	7	1	0	1	2
Ross Wilson	1	0	0	0	0
Claude Evans	1	0	0	0	0
Willie O'Ree	2	0	0	0	0
Harry Pidhirny	2	0	0	0	0
Al Millar	6	0	0	0	0
Bob Beckett	9	0	0	0	2
Harry Lumley	25	0	0	0	2
Don Simmons	38	0	0	0	0

Goaltender	GP	MINS	W-L-T	GA	GAA
Ross Wilson	1	52	0-0-1	1	1.15
Don Simmons	38	2228	15-15-7	93	2.50
Harry Lumley	25	1500	11-10-4	71	2.84
Claude Evans	1	60	0-0-1	4	4.00
Al Millar	6	360	1-4-1	25	4.17



Willie O'Ree became the first black player in NHL history on January 18, 1958.

## 1957-58 NOTABLES:

Home Record.....	15-14-6
Road Record.....	12-14-9
Overall Record.....	27-28-15

- Ferny Flaman earns his third NHL Second Team All-Star berth.
- The Bruins place three players among the league's scoring leaders in Bronco Horvath (fifth), Fleming Mackell (seventh) and Don McKenney (tenth).
- January 18, 1958: Willie O'Ree becomes the first black player in NHL history when he plays his first NHL game with the Bruins in Montreal.

## 1958-59

Gm	Date	Opponent	Score
1	Oct.	9 at Montreal	L 2-3
2		11 New York	T 4-4
3		12 Montreal	W 4-2



# REGULAR SEASON SCORING & RESULTS

4	Oct.	15	at New York	T	4-4
5		18	at Toronto	L	2-3
6		19	at Chicago	W	4-1
7		23	at Detroit	L	1-3
8		25	at Montreal	W	5-2
9		29	at New York	T	2-2
10		30	Chicago	W	5-2
11	Nov.	1	Detroit	W	3-1
12		2	Toronto	W	2-0
13		8	at Toronto	L	3-5
14		9	New York	L	1-5
15		11	at Chicago	W	8-4
16		13	Detroit	L	1-3
17		15	at New York	L	2-4
18		16	Toronto	T	4-4
19		18	at Detroit	L	0-6
20		19	at Chicago	L	2-3
21		22	Detroit	W	2-1
22		23	Montreal	W	2-0
23		27	New York	W	3-1
24		29	at New York	W	3-1
25		30	Toronto	L	1-2
26	Dec.	4	at Detroit	L	0-4
27		6	at Toronto	L	1-4
28		7	Montreal	L	1-4
29		13	Chicago	W	4-2
30		14	Toronto	W	6-3
31		17	at Chicago	L	2-5
32		20	at Toronto	T	2-2
33		21	Montreal	L	0-5
34		25	Chicago	W	4-2
35		27	at Montreal	L	1-6
36		28	at Detroit	L	3-5
37		31	at New York	L	3-4
38	Jan.	1	New York	L	2-5
39		3	at Detroit	W	8-2
40		4	at Chicago	L	3-5
41		8	Chicago	L	2-4
42		10	at Toronto	L	1-4
43		11	Montreal	T	3-3
44		15	Detroit	W	3-0
45		17	at Montreal	T	3-3
46		18	Toronto	W	4-3
47		24	at Toronto	W	3-1
48		25	New York	L	3-8
49		31	Detroit	W	5-4
50	Feb.	1	Toronto	W	6-4
51		5	Chicago	L	1-2
52		7	at Montreal	W	3-2
53		8	New York	W	4-1
54		11	at New York	W	5-3
55		12	Chicago	W	5-4
56		14	Montreal	L	1-2
57		15	at Chicago	T	3-3
58		21	at Montreal	L	0-6
59		22	at Detroit	W	4-1
60		28	at Chicago	L	2-5
61	Mar.	3	at Detroit	T	2-2
62		5	Detroit	W	3-0
63		7	at Toronto	L	1-4
64		8	Toronto	W	4-3
65		12	New York	W	5-4
66		14	Detroit	W	4-2
67		15	Montreal	W	5-3
68		18	at New York	W	5-3
69		21	at Montreal	W	4-3
70		22	Chicago	L	1-4

Player	GP	G	A	PTS	PIM
Don McKenney	70	32	30	62	20
Vic Stasiuk	70	27	33	60	63
John Bucyk	69	24	36	60	36
Jerry Toppazzini	70	21	23	44	61
Fleming Mackell	57	17	23	40	28
Bronco Horvath	45	19	20	39	58
Leo Labine	70	9	23	32	74
Doug Mohns	47	6	24	30	40
Jim Morrison	70	8	17	25	42
Jean-Guy Gendron	60	15	9	24	57
Leo Boivin	70	5	16	21	94
Ferny Flaman	70	0	21	21	101
Larry Leach	29	4	12	16	26
Earl Reibel	63	6	8	14	16
Larry Hillman	55	3	10	13	19
Larry Regan	36	5	6	11	10
Bob Armstrong	60	1	9	10	50
Real Chevrefils	30	1	5	6	8
Jack Bionda	3	0	1	1	2
Gordon Redahl	18	0	1	1	2
Don Keenan	1	0	0	0	0
Dan Poliziani	1	0	0	0	0
Ken Yackel	6	0	0	0	2
Harry Lumley	11	0	0	0	0

Don Simmons	58	0	0	0	4
<b>Goaltender</b>	<b>GP</b>	<b>MINS</b>	<b>W-L-T</b>	<b>GA</b>	<b>GAA</b>
Harry Lumley	11	660	8-2-1	27	2.45
Don Simmons	58	3480	24-26-8	183	3.17
Don Keenan	1	60	0-1-0	4	4.00

## 1958-59 NOTABLES:

Home Record.....	21-11-3
Road Record.....	11-18-6
Overall Record.....	32-29-9



Don McKenney ranked ninth among NHL scorers in 1958-59.

## 1959-60

Gm	Date	Opponent	Score
1	Oct. 8	at Montreal	L 1-4
2	10	New York	W 6-4
3	11	Montreal	W 8-4
4	14	at New York	W 4-3
5	17	at Toronto	L 0-3
6	18	at Chicago	T 2-2
7	22	at Detroit	L 1-4
8	24	at Montreal	L 1-5
9	29	Detroit	W 2-1
10	31	at Toronto	L 3-4
11	Nov. 1	Toronto	W 6-3
12	3	at Chicago	W 6-3
13	5	at Detroit	W 8-3
14	8	Chicago	W 5-3
15	11	at New York	L 3-6
16	12	Detroit	L 5-6
17	14	at Montreal	L 1-8
18	15	Montreal	L 1-4
19	21	Detroit	T 3-3
20	22	Toronto	L 1-2
21	25	at New York	T 3-3
22	26	New York	W 4-3
23	28	at Toronto	T 2-2
24	29	Montreal	L 2-4
25	Dec. 2	at Chicago	T 2-2
26	5	at Detroit	L 3-4
27	6	Chicago	L 3-6
28	10	Toronto	W 6-3
29	12	New York	L 3-4
30	13	at New York	L 3-4
31	16	at Chicago	L 0-4
32	20	Detroit	L 2-4
33	25	Chicago	W 5-1
34	27	at Chicago	L 1-6
35	29	at New York	W 4-3
36	Jan. 1	New York	W 7-3
37	2	at Montreal	L 5-6
38	3	at Detroit	L 3-4
39	7	Chicago	W 5-1
40	9	at Toronto	W 3-2
41	10	Toronto	W 4-0
42	14	New York	W 6-0
43	16	at Montreal	L 2-8
44	17	Montreal	L 1-3
45	20	at Chicago	L 1-3
46	21	at Detroit	L 2-5
47	23	at Toronto	T 3-3
48	24	Toronto	W 6-2
49	30	Detroit	W 3-2
50	31	Montreal	W 6-5
51	Feb. 4	Chicago	L 2-7
52	6	at Montreal	L 3-5
53	7	Toronto	W 3-0
54	11	Detroit	W 3-2
55	13	Montreal	W 7-6
56	14	New York	W 3-0
57	17	at Toronto	L 1-3

58	Feb.	20	at Detroit	L	1-4
59		21	at New York	L	2-7
60		27	at Chicago	W	3-1
61	Mar.	1	at Detroit	L	2-3
62		3	Chicago	L	0-2
63		5	at Toronto	L	2-5
64		6	Toronto	L	1-3
65		10	New York	T	3-3
66		12	Detroit	W	5-1
67		13	Montreal	W	3-2
68		16	at New York	W	3-2
69		19	at Montreal	L	1-5
70		20	Chicago	T	5-5

Player	GP	G	A	PTS	PIM
Bronco Horvath	68	39	41	80	60
Don McKenney	70	20	49	69	28
Vic Stasiuk	69	29	39	68	121
John Bucyk	56	16	36	52	26
Doug Mohns	65	20	25	45	62
Jerry Toppazzini	69	12	33	45	26
Leo Labine	63	16	28	44	58
Jean-Guy Gendron	67	24	11	35	64
Charlie Burns	62	10	17	27	46
Leo Boivin	70	4	21	25	66
Fleming Mackell	47	7	15	22	19
Ferny Flaman	60	2	18	20	112
Larry Leach	69	7	12	19	47
Bob Armstrong	69	5	14	19	96
Dick Meissner	60	5	6	11	22
Aut Erickson	58	1	6	7	29
Dallas Smith	5	1	1	2	0
Lorne Davis	10	1	1	2	10
Nick Mickoski	18	1	0	1	2
Larry Hillman	2	0	1	1	2
Don Ward	31	0	1	1	16
Pierre Gagne	2	0	0	0	0
Gordon Turlik	2	0	0	0	2
Dale Rolfe	3	0	0	0	0
Stan Baluik	7	0	0	0	2
Al Simmons	28	0	0	0	4
Harry Lumley	42	0	0	0	12

Goaltender	GP	MINS	W-L-T	GA	GAA
Don Simmons	28	1680	10-15-3	94	3.36
Harry Lumley	42	2520	18-19-5	147	3.50



Bronco Horvath had a 22-game point streak in 1959-60.

## 1959-60 NOTABLES:

Home Record.....	21-11-3
Road Record.....	7-23-5
Overall Record.....	28-34-8

- Don McKenney wins the Lady Byng Trophy.
- Bronco Horvath is named to the Second All-Star Team.
- Horvath sets a team record with a 22-game point streak.
- The Bruins again place three players among the league's scoring leaders (Bronco Horvath, second; Don McKenney, eighth; and Vic Stasiuk, ninth) despite the club's fifth-place finish.
- March 20, 1960: Bronco Horvath is held scoreless following a first period injury in the final game of the season and Chicago's Bobby Hull has a third period assist in the 5-5 tie to win the NHL scoring title over Horvath, 81 points to 80.

## 1960-61

Gm	Date	Opponent	Score
1	Oct. 5	at New York	L 1-2
2	8	at Montreal	T 1-1
3	9	Montreal	T 4-4
4	11	Detroit	T 3-3
5	15	at Toronto	T 1-1

# REGULAR SEASON SCORING & RESULTS

6	Oct.	16	at Chicago	L	2-5
7		20	at Detroit	L	0-5
8		23	Chicago	T	2-2
9		27	New York	W	6-4
10		29	at Montreal	L	2-3
11		30	Montreal	W	5-3
12	Nov.	2	at Toronto	T	2-2
13		3	at Detroit	L	5-8
14		6	Chicago	W	4-0
15		10	Detroit	L	1-4
16		13	Toronto	L	2-4
17		16	at New York	L	3-4
18		17	at Chicago	L	2-4
19		19	Detroit	W	6-4
20		20	Toronto	L	2-3
21		23	at New York	L	3-6
22		24	New York	L	3-5
23		27	Montreal	L	0-3
24		30	at Chicago	T	2-2
25	Dec.	1	at Detroit	W	3-2
26		3	at Montreal	L	1-3
27		4	Toronto	L	2-5
28		8	Chicago	W	5-1
29		10	New York	L	0-3
30		11	at New York	T	2-2
31		17	at Toronto	T	3-3
32		18	Montreal	L	2-4
33		22	Chicago	W	4-2
34		25	Toronto	L	1-4
35		28	at Chicago	L	3-4
36		31	at Montreal	L	1-3
37	Jan.	1	Montreal	W	3-2
38		5	Chicago	L	3-4
39		7	at Toronto	L	1-4
40		8	at Detroit	L	3-5
41		12	New York	T	4-4
42		14	at Montreal	L	0-4
43		15	Toronto	L	4-6
44		19	Detroit	W	4-2
45		21	at Toronto	W	3-1
46		22	at Chicago	L	3-8
47		25	at New York	L	1-2
48		26	Toronto	W	5-4
49		29	Detroit	L	1-3
50	Feb.	2	Chicago	T	2-2
51		4	New York	L	1-2
52		5	at New York	L	2-5
53		9	Montreal	L	1-5
54		11	at Toronto	L	3-6
55		12	New York	W	8-3
56		16	at Montreal	L	1-9
57		18	at Detroit	L	1-5
58		19	at Chicago	T	2-2
59		23	at Detroit	T	3-3
60		26	at Chicago	L	2-7
61	Mar.	1	at New York	L	1-3
62		2	Detroit	W	4-2
63		5	Montreal	L	1-2
64		7	at Detroit	L	1-3
65		9	Detroit	L	2-5
66		11	at Montreal	L	5-7
67		12	Toronto	L	0-5
68		15	New York	W	6-2
69		18	at Toronto	L	2-6
70		19	Chicago	W	4-3

Player	GP	G	A	PTS	PIM
Jerry Toppazzini	67	15	35	50	35
Don McKenney	68	26	23	49	22
Charlie Burns	62	15	26	41	16
John Bucyk	70	19	20	39	48
Murray Oliver/Detroit	49	11	12	23	8
/ Boston	21	6	10	16	8
/Total	70	17	22	39	16
Doug Mohns	65	12	21	33	63
Bronco Horvath	47	15	15	30	15
Vic Stasiuk	46	5	25	30	35
Andre Pronovost/Montreal	21	1	5	6	4
/ Boston	47	11	11	22	30
/Total	68	12	16	28	34
Jimmy Bartlett	63	15	9	24	95
Leo Boivin	57	6	17	23	50
Leo Labine	40	7	12	19	34
Willie O'Ree	43	4	10	14	26
Gary Aldcorn/Detroit	49	2	6	8	16
/ Boston	21	2	3	5	12
/Total	70	4	9	13	28
Ferry Flaman	62	2	9	11	59
Dallas Smith	70	1	9	10	79
Bob Armstrong	54	0	10	10	72
Gerry Ouellette	39	5	4	9	0
Tom McCarthy	24	4	5	9	0
Aut Erickson	68	2	6	8	65

Jean-Guy Gendron	13	1	7	8	24
Orval Tessier	34	3	4	7	0
Dick Meissner	9	0	1	1	2
Ted Green	1	0	0	0	2
Art Chisholm	3	0	0	0	0
Billy Carter	8	0	0	0	2
Don Simmons	18	0	0	0	6
Bruce Gamble	52	0	0	0	14

Goaltender	GP	MINS	W-L-T	GA	GAA
Don Simmons	18	1080	3-9-6	59	3.28
Bruce Gamble	52	3120	12-33-7	195	3.75



Jerry Toppazzini led the team in scoring in 1960-61.

## 1960-61 NOTABLES:

Home Record.....	13-17-5
Road Record.....	2-25-8
Overall Record.....	15-42-13

- The Bruins finish with the league's worst record for the first time since their opening season in 1924-25.
- January 1, 1961: Willie O'Ree becomes the first black player in NHL history to score a goal in a 3-2 win over Montreal.

## 1961-62

Gm	Date	Opponent	Score
1	Oct. 11	New York	L 2-6
2	12	at New York	L 3-6
3	14	at Toronto	L 2-3
4	15	Montreal	T 5-5
5	17	at Chicago	L 3-5
6	19	at Detroit	L 3-7
7	21	at Montreal	L 2-6
8	22	Toronto	L 1-9
9	26	Detroit	W 4-0
10	29	Chicago	T 2-2
11	Nov. 2	at Montreal	W 5-2
12	5	Chicago	L 3-4
13	8	at New York	T 4-4
14	9	at Detroit	L 1-2
15	12	Toronto	W 4-3
16	16	Montreal	W 3-2
17	19	Detroit	L 2-6
18	23	New York	L 3-4
19	25	at Montreal	L 0-5
20	26	Toronto	L 1-4
21	29	at Chicago	L 4-7
22	30	at Detroit	L 1-3
23	Dec. 2	New York	W 3-1
24	3	at New York	L 1-3
25	7	Chicago	L 2-5
26	9	at Toronto	L 2-9
27	10	Montreal	L 3-4
28	13	at Chicago	T 2-2
29	14	at Detroit	L 0-5
30	16	at Montreal	L 4-8
31	17	Toronto	L 1-4
32	21	Detroit	W 4-2
33	23	at Toronto	W 7-4
34	25	Montreal	L 2-5
35	31	at New York	W 7-4
36	Jan. 1	New York	L 2-4
37	6	at Detroit	L 2-6
38	7	at Chicago	W 2-0
39	10	at Toronto	L 5-7
40	11	Chicago	L 0-6
41	13	at Montreal	L 3-5
42	14	Montreal	L 1-4
43	18	Detroit	W 5-3
44	20	at Toronto	W 5-4
45	21	Toronto	L 1-5
46	27	Chicago	W 5-3
47	28	Montreal	L 1-5

48	Jan.	31	at New York	L	0-5
49	Feb.	1	New York	L	3-5
50		3	at Chicago	L	3-6
51		4	at Detroit	L	0-6
52		7	at Toronto	T	2-2
53		8	Chicago	L	2-6
54		10	Detroit	T	2-2
55		11	New York	L	3-5
56		15	at Montreal	L	1-9
57		18	at Chicago	L	0-6
58		21	at New York	L	2-4
59		24	at Toronto	L	2-7
60		25	at Chicago	L	0-8
61		28	at New York	T	2-2
62	Mar.	1	Chicago	L	4-5
63		4	Toronto	L	1-5
64		8	Detroit	L	0-3
65		10	at Montreal	L	2-5
66		11	Detroit	T	2-2
67		15	at Detroit	W	4-0
68		18	Montreal	W	6-2
69		22	New York	L	3-4
70		25	Toronto	W	5-4

Player	GP	G	A	PTS	PIM
John Bucyk	67	20	40	60	32
Don McKenney	70	22	33	55	10
Jerry Toppazzini	70	19	31	50	26
Murray Oliver	70	17	29	46	21
Doug Mohns	69	16	29	45	74
Cliff Pennington	70	9	32	41	2
Charlie Burns	70	11	17	28	43
Andre Pronovost	70	15	8	23	70
Leo Boivin	65	5	18	23	89
Wayne Connelly	61	8	12	20	34
Terry Gray	42	8	7	15	15
Tom Williams	26	6	6	12	2
Ted Green	66	3	8	11	116
Ed Westfall	63	2	9	11	53
Bob Beckett	32	7	2	9	14
Larry Leach	28	2	5	7	18
Pat Stapleton	69	2	5	7	42
Dick Meissner	66	3	3	6	13
Bob Armstrong	9	2	1	3	20
Ed Chadwick	4	0	0	0	0
Dallas Smith	7	0	0	0	10
Orland Kurtenbach	8	0	0	0	6
Bruce Gamble	28	0	0	0	4
Don Head	38	0	0	0	14



Walter Brown, who served as the Bruins President from 1951-1964, was elected into the Hockey Hall of Fame in 1962.

Goaltender	GP	MINS	W-L-T	GA	GAA
Don Head	38	2280	9-26-3	161	4.24
Bruce Gamble	38	1680	6-18-4	123	4.39
Ed Chadwick	4	240	0-3-1	22	5.50

## 1961-62 NOTABLES:

Home Record.....	9-22-4
Road Record.....	6-25-4
Overall Record.....	15-47-8

## 1962-63

Gm	Date	Opponent	Score
1	Oct. 11	Montreal	W 5-0
2	13	at Toronto	T 2-2
3	14	Chicago	T 2-2
4	18	at Detroit	L 3-5
5	20	at Montreal	L 3-7
6	21	Toronto	L 4-6

# REGULAR SEASON SCORING & RESULTS

7	Oct.	25	Detroit	T	3-3
8	Nov.	1	Chicago	L	2-4
9		4	New York	L	3-4
10		7	at Chicago	T	3-3
11		10	Detroit	T	3-3
12		11	Montreal	L	2-4
13		14	at New York	L	2-6
14		18	Detroit	L	1-3
15		21	at New York	L	2-4
16		22	New York	L	1-7
17		24	at Montreal	T	5-5
18		25	Toronto	W	5-2
19		29	Chicago	L	0-5
20	Dec.	1	at Toronto	L	2-8
21		2	Montreal	L	0-3
22		5	at Chicago	L	4-5
23		6	at Detroit	L	3-5
24		8	New York	T	3-3
25		9	at New York	W	4-2
26		13	at Montreal	T	1-1
27		15	at Toronto	L	2-8
28		16	Montreal	L	2-5
29		19	at Chicago	L	2-3
30		20	at Detroit	W	5-3
31		23	Toronto	L	4-5
32		25	New York	W	6-2
33		27	at New York	L	3-9
34		30	at Chicago	L	2-4
35	Jan.	1	Toronto	W	3-0
36		3	at Montreal	L	1-4
37		5	at Toronto	L	2-4
38		6	at Detroit	T	5-5
39		10	Chicago	W	5-4
40		12	at Montreal	L	2-7
41		13	Toronto	T	2-2
42		16	at Chicago	W	5-4
43		17	at Detroit	L	3-5
44		19	New York	L	3-5
45		20	Montreal	T	3-3
46		24	Toronto	L	3-6
47		26	at Toronto	W	5-2
48		27	Detroit	L	3-5
49		31	Chicago	L	2-9
50	Feb.	2	Detroit	T	4-4
51		3	at New York	W	6-4
52		7	at Detroit	T	3-3
53		10	Montreal	T	5-5
54		12	New York	W	6-3
55		14	at Montreal	W	2-1
56		16	at Detroit	L	1-3
57		17	at Chicago	L	1-3
58		20	at New York	T	3-3
59		23	at Toronto	W	4-2
60		24	at Chicago	L	3-4
61		28	Detroit	W	5-3
62	Mar.	3	Toronto	L	3-6
63		6	at Toronto	L	0-4
64		7	at Montreal	L	0-8
65		10	Detroit	L	3-4
66		14	Chicago	L	0-2
67		17	Montreal	T	2-2
68		20	at New York	L	1-5
69		21	New York	T	2-2
70		24	Chicago	L	3-4

Player	GP	G	A	PTS	PIM
John Bucyk	69	27	39	66	36
Murray Oliver	65	22	40	62	38
Dean Prentice/New York	49	13	25	38	18
/Boston	19	6	9	15	4
/Total	68	19	34	53	22
Tom Williams	69	23	20	43	11
Jean-Guy Gendron	66	21	22	43	42
Jerry Toppazzini	65	17	18	35	6
Don McKenney	41	14	19	33	2
Forbes Kennedy	49	12	18	30	46
Doug Mohns	68	7	23	30	63
Leo Boivin	62	2	24	26	48
Charlie Burns	68	12	10	22	13
Bob Leiter	51	9	13	22	34
Irvin Spencer	69	5	17	22	34
Cliff Pennington	27	7	10	17	4
Wayne Hicks	65	7	9	16	14
Ed Westfall	48	1	11	12	34
Ted Green	70	1	11	12	117
Warren Godfrey	66	2	9	11	56
Wayne Connelly	18	2	6	8	2
Don Blackburn	6	0	5	5	4
Pat Stapleton	21	0	3	3	8
Andre Pronovost	21	0	2	2	4
Matt Ravlich	2	1	0	1	0
Jeannot Gilbert	5	0	0	0	4
Bob Perreault	22	0	0	0	0

Ed Johnston	49	0	0	0	10
<b>Goaltender</b>	<b>GP</b>	<b>MINS</b>	<b>W-L-T</b>	<b>GA</b>	<b>GAA</b>
Bob Perreault	22	1320	3-12-6	85	3.86
Ed Johnston	49	2880	11-27-11	196	4.08



Ed Johnston played his first of ten seasons in a Bruins uniform in 1962-63.

## 1962-63 NOTABLES:

Home Record.....	7-18-10
Road Record.....	7-21-7
Overall Record.....	14-39-17

## 1963-64

Gm	Date	Opponent	Score
1	Oct. 8	Montreal	T 4-4
2	12	at Toronto	L 1-5
3	13	at Detroit	L 0-3
4	16	at Chicago	L 2-5
5	19	at Montreal	L 0-2
6	20	at New York	L 1-5
7	24	New York	L 0-2
8	27	Toronto	W 2-0
9	30	at New York	L 3-4
10	Nov. 3	Detroit	W 4-1
11	7	Toronto	L 3-4
12	10	Chicago	W 4-2
13	13	at Chicago	L 4-6
14	16	Detroit	T 1-1
15	17	Montreal	L 2-3
16	20	at New York	T 1-1
17	23	at Toronto	L 1-4
18	28	New York	W 5-3
19	30	at Montreal	T 0-0
20	Dec. 1	Montreal	L 1-3
21	4	at Chicago	T 2-2
22	5	at Detroit	L 2-4
23	7	New York	W 8-6
24	8	at New York	T 2-2
25	12	Chicago	W 2-1
26	14	at Montreal	L 1-3
27	15	Toronto	T 4-4
28	18	at Chicago	W 2-1
29	19	at Detroit	L 0-3
30	22	Chicago	L 1-4
31	25	Toronto	L 1-5
32	28	at Toronto	L 0-2
33	29	at Detroit	L 1-2
34	Jan. 1	Montreal	T 3-3
35	4	at Montreal	L 1-5
36	5	at Chicago	L 3-5
37	7	Detroit	L 0-5
38	9	New York	L 3-5
39	11	at Toronto	L 1-3
40	12	Toronto	W 6-3
41	16	Detroit	W 5-1
42	18	at Toronto	W 11-0
43	19	Montreal	T 1-1
44	22	at New York	L 4-6
45	23	Chicago	L 1-3
46	25	at Montreal	W 6-0
47	26	Toronto	W 2-0
48	30	New York	L 1-3
49	Feb. 1	at Toronto	L 1-5
50	2	Chicago	L 2-5
51	5	at New York	W 3-2
52	6	New York	W 4-0
53	8	Detroit	L 2-3
54	9	Montreal	T 4-4
55	13	at Detroit	L 1-4
56	16	at Chicago	L 3-5
57	20	at Montreal	L 2-3

58	Feb. 22	at Detroit	L	2-3
59	23	at Chicago	L	0-2
60	27	New York	L	2-4
61	29	Detroit	W	2-1
62	Mar. 1	Toronto	W	5-3
63	4	at Toronto	T	4-4
64	5	Chicago	T	4-4
65	8	Detroit	L	3-5
66	11	at New York	W	5-3
67	12	at Detroit	L	1-2
68	15	Montreal	W	3-1
69	21	at Montreal	L	1-5
70	22	Chicago	L	3-4

Player	GP	G	A	PTS	PIM
Murray Oliver	70	24	44	68	41
John Bucyk	62	18	36	54	36
Dean Prentice	70	23	16	39	37
Orland Kurtenbach	70	12	25	37	91
Doug Mohns	70	9	17	26	95
Forbes Kennedy	70	8	17	25	95
Tom Johnson	70	4	21	25	33
Leo Boivin	65	10	14	24	42
Andy Heberton	70	12	11	23	8
Tom Williams	37	8	15	23	8
Gary Dornhoefer	32	12	10	22	20
Bob Leiter	56	6	13	19	43
Jean-Guy Gendron	54	5	13	18	43
Ted Green	70	4	10	14	145
Jerry Toppazzini	65	7	4	11	15
Bob McCord	65	1	9	10	49
Wayne Rivers	12	2	7	9	6
Ed Westfall	55	1	5	6	35
Wayne Connelly	26	2	3	5	12
Ron Schock	5	1	2	3	0
Don Awrey	16	1	0	1	4
Bob Beckett	7	0	1	1	0
Ted Irvine	1	0	0	0	0
Phil Krake	2	0	0	0	0
Ed Johnston	70	0	0	0	0

<b>Goaltender</b>	<b>GP</b>	<b>MINS</b>	<b>W-L-T</b>	<b>GA</b>	<b>GAA</b>
Ed Johnston	70	4200	18-40-12	211	3.01



Murray Oliver finished seventh in the Art Ross race in 1963-64.

## 1963-64 NOTABLES:

Home Record.....	13-15-7
Road Record.....	5-25-5
Overall Record.....	18-40-12

- Murray Oliver finishes seventh overall in the NHL's scoring race, despite the team's last-place finish for the fourth straight season.
- January 18, 1964: Andy Heberton and Dean Prentice both record hat tricks in an 11-0 win in Toronto. It is the largest shutout margin in team history.

## 1964-65

Gm	Date	Opponent	Score
1	Oct. 12	New York	L 2-6
2	14	at Chicago	L 0-3
3	17	at Toronto	L 2-7
4	18	Montreal	L 1-3
5	22	Toronto	T 2-2
6	25	Detroit	L 0-4
7	28	at New York	L 1-3
8	29	at Detroit	L 0-2
9	31	at Montreal	L 2-6
10	Nov. 1	Chicago	W 5-2
11	8	Chicago	W 3-2
12	10	Detroit	T 3-3



# REGULAR SEASON SCORING & RESULTS

13	Nov.	11	at New York	L	2-4
14		14	at Toronto	W	3-1
15		15	Montreal	T	2-2
16		21	Detroit	L	1-3
17		22	Toronto	L	1-3
18		26	New York	W	6-1
19		28	at Montreal	L	1-2
20		29	at Chicago	W	4-3
21	Dec.	3	at Detroit	L	2-4
22		5	New York	T	3-3
23		10	Chicago	L	1-5
24		12	at Toronto	L	3-6
25		13	Montreal	L	4-5
26		16	at Chicago	L	5-7
27		17	at Detroit	W	5-3
28		20	Chicago	L	2-3
29		25	New York	L	0-3
30		26	at New York	W	2-0
31		27	at Chicago	L	2-6
32	Jan.	1	Toronto	W	3-0
33		2	at Montreal	L	1-3
34		3	at Detroit	L	1-8
35		6	at New York	L	2-5
36		7	Detroit	W	5-2
37		9	at Toronto	L	1-2
38		14	New York	W	5-2
39		16	at Montreal	L	2-3
40		17	Toronto	L	1-3
41		20	at Chicago	L	1-7
42		21	at Detroit	L	0-3
43		23	at Montreal	L	1-5
44		24	Montreal	W	3-0
45		27	at New York	L	2-5
46		28	Chicago	L	2-6
47		30	at Toronto	L	1-6
48		31	Toronto	L	2-4
49	Feb.	4	Detroit	W	3-1
50		6	New York	W	3-2
51		7	at New York	L	3-8
52		11	Montreal	L	1-7
53		13	Montreal	W	5-4
54		14	Toronto	T	2-2
55		20	at Montreal	L	2-6
56		21	at Chicago	L	0-7
57		24	at Toronto	W	3-1
58		27	at Detroit	L	1-4
59		28	at Chicago	W	5-4
60	Mar.	3	at New York	W	6-1
61		4	New York	L	3-4
62		6	Detroit	L	3-4
63		7	Toronto	T	3-3
64		13	at Toronto	W	2-0
65		14	Detroit	L	2-5
66		17	Chicago	W	2-1
67		18	at Detroit	L	3-10
68		21	Montreal	L	2-5
69		27	at Montreal	W	6-2
70		28	Chicago	W	3-1

Player	GP	G	A	PTS	PIM
John Bucyk	68	26	29	55	24
Murray Oliver	65	20	23	43	76
Reggie Fleming	67	18	23	41	136
Ted Green	70	8	27	35	156
Tom Williams	65	13	21	34	28
Ed Westfall	68	12	15	27	65
Orland Kurtenbach	64	6	20	26	86
Dean Prentice	31	14	9	23	12
Wayne Rivers	58	6	17	23	72
Alvin McDonald	60	9	9	18	6
Bill Knibbs	53	7	10	17	4
Wayne Maxner	54	7	6	13	42
Leo Boivin	67	3	10	13	68
Bob Woytowich	21	2	10	12	16
Ron Schock	33	4	7	11	14
Forbes Kennedy	52	6	4	10	41
Tom Johnson	51	0	9	9	30
Bob McCord	43	0	6	6	26
Don Awrey	47	2	3	5	41
Bob Leiter	18	3	1	4	6
Murray Balfour	15	0	2	2	26
Joe Watson	4	0	1	1	0
Gary Dornhoefer	20	0	1	1	13
Wayne Cashman	1	0	0	0	0
Bill Goldsworthy	2	0	0	0	0
Jeannot Gilbert	4	0	0	0	0
Jack Norris	23	0	0	0	0
Ed Johnston	47	0	0	0	4

Goaltender	GP	MINS	W-L-T	GA	GAA
Ed Johnston	47	2820	12-31-4	162	3.45
Jack Norris	23	1380	9-12-2	86	3.74

## 1964-65 NOTABLES:

Home Record.....	12-17-6
Road Record.....	9-26-0
Overall Record.....	21-43-6

- John Bucyk ranks ninth overall in league scoring.




Ted Green led the Bruins in penalty minutes for the fourth straight season in 1964-65 with a then-team record of 156.

## 1965-66

Gm	Date	Opponent	Score
1	Oct. 24	Chicago	L 2-6
2	27	Toronto	L 1-2
3	30	New York	L 2-8
4	Nov. 3	at Chicago	T 2-2
5	4	at Detroit	L 1-8
6	6	at Montreal	W 3-1
7	7	Montreal	L 2-5
8	10	at New York	T 2-2
9	14	Toronto	W 2-0
10	20	Detroit	L 2-4
11	21	Montreal	W 3-2
12	24	at New York	L 1-4
13	25	New York	W 6-2
14	27	at Toronto	W 2-1
15	28	Detroit	L 3-5
16	Dec. 1	at Chicago	L 2-4
17	2	at Detroit	L 2-10
18	4	Chicago	L 1-10
19	5	Montreal	T 4-4
20	8	at Montreal	L 3-8
21	11	at Toronto	L 3-8
22	12	Detroit	L 3-5
23	15	at Chicago	L 4-8
24	16	at Detroit	L 0-2
25	18	at Montreal	L 1-2
26	19	Toronto	L 1-3
27	25	New York	W 4-2
28	26	at New York	L 4-6
29	28	Detroit	L 0-1
30	Jan. 1	at Toronto	L 3-6
31	2	at Chicago	L 1-3
32	6	at Detroit	L 3-5
33	8	at Montreal	L 0-6
34	9	at New York	W 3-1
35	13	Chicago	T 1-1
36	15	at Toronto	L 1-6
37	16	Montreal	L 1-3
38	20	Chicago	W 4-3
39	22	New York	W 5-3
40	23	Toronto	W 2-1
41	27	Chicago	W 5-3
42	29	at Toronto	L 3-6
43	30	Montreal	L 1-3
44	Feb. 3	Detroit	L 2-4
45	5	New York	W 5-3
46	6	at Detroit	T 3-3
47	10	Montreal	W 2-0
48	12	at New York	L 2-9
49	13	Toronto	T 4-4
50	16	Detroit	W 5-4
51	19	at Detroit	W 5-1
52	20	at Chicago	L 1-5
53	23	at Montreal	L 2-3
54	26	at Toronto	L 2-3
55	27	at Chicago	L 1-7
56	Mar. 2	at New York	L 3-5
57	3	New York	L 4-5
58	6	Toronto	L 3-5
59	9	at Montreal	W 3-1
60	12	at Toronto	L 0-6
61	13	Detroit	L 4-8
62	16	at New York	W 3-1

63	Mar.	17	at Detroit	L	2-4
64		20	New York	W	4-3
65		24	Chicago	W	3-1
66		26	at Montreal	L	2-5
67		27	Montreal	L	1-3
68		29	at Chicago	L	2-4
69		31	Toronto	W	3-1
70	Apr.	3	Chicago	W	4-2



Pit Martin tied a team record in scoring four goals on January 27, 1966 vs. Chicago.

Player	GP	G	A	PTS	PIM
Murray Oliver	70	18	42	60	30
John Bucyk	63	27	30	57	12
Tom Williams	70	16	22	38	31
Ron Stewart	70	20	16	36	17
John McKenzie/New York	35	6	5	11	36
/Boston	36	13	9	22	36
/Total	71	19	14	33	72
Ed Westfall	59	9	21	30	42
Pit Martin/Detroit	10	1	1	2	0
/Boston	41	16	11	27	10
/Total	51	17	12	29	10
Dean Prentice	50	7	22	29	10
Bob Dillabough	53	7	13	20	18
Gilles Marotte	51	3	17	20	52
Bob Woytowich	68	2	17	19	75
Ron Murphy/Detroit	32	10	7	17	10
/Boston	2	0	1	1	0
/Total	34	10	8	18	10
Ted Green	27	5	13	18	113
Al Langlois	65	4	10	14	54
Parker MacDonald	29	6	4	10	6
Reggie Fleming	34	4	6	10	42
Forbes Kennedy	50	4	6	10	55
Gary Doak/Detroit	4	0	0	0	12
/Boston	20	0	8	8	28
/Total	24	0	8	8	40
Don Awrey	70	4	3	7	74
Leo Boivin	46	0	5	5	34
Bill Goldsworthy	13	3	1	4	6
Ron Schock	24	2	2	4	6
Wayne Maxner	8	1	3	4	6
Bob Leiter	9	2	1	3	2
Barry Ashbee	14	0	3	3	14
Wayne Rivers	2	1	1	2	2
Paul Popiel	3	0	1	1	2
Gary Dornhoefer	10	0	1	1	2
Murray Davison	1	0	0	0	0
Don Marcotte	1	0	0	0	0
Bobby Ring	1	0	0	0	0
John Arbour	2	0	0	0	0
Phil Krake	2	0	0	0	0
Derek Sanderson	2	0	0	0	0
Dallas Smith	2	0	0	0	0
Terry Crisp	3	0	0	0	0
Jean-Paul Parise	3	0	0	0	0
Gerry Cheevers	7	0	0	0	0
Ed Johnston	33	0	0	0	0
Bernie Parent	39	0	0	0	0

Goaltender	GP	MINS	W-L-T	GA	GAA
Bernie Parent	39	2083	11-20-3	128	3.69
Ed Johnston	33	1743	10-19-2	108	3.72
Gerry Cheevers	7	340	0-4-1	34	6.00
Bobby Ring	1	34	0-0-0	4	7.06

## 1965-66 NOTABLES:

Home Record.....	15-17-3
Road Record.....	6-26-3
Overall Record.....	21-43-6

- The Bruins move into fifth place overall after finishing last in the six-team league for five consecutive seasons.

# REGULAR SEASON SCORING & RESULTS

- Murray Oliver finishes tenth in the league's scoring race.
- January 27, 1966: Pit Martin ties a club record with four goals in a 5-3 win over Chicago.

## 1966-67

Gm	Date	Opponent	Score
1	Oct. 19	Detroit	W 6-2
2	22	at Montreal	L 1-3
3	23	Montreal	L 2-3
4	29	at Toronto	T 3-3
5	30	at Detroit	L 1-8
6	Nov. 1	at Chicago	W 3-2
7	3	New York	L 1-7
8	6	Chicago	L 2-4
9	9	at New York	T 3-3
10	10	Toronto	W 4-0
11	13	Montreal	W 2-1
12	19	New York	T 3-3
13	20	Detroit	W 5-2
14	23	at New York	L 4-5
15	24	Detroit	W 8-3
16	26	at Toronto	L 2-4
17	27	Chicago	L 4-5
18	Dec. 1	at Detroit	L 1-4
19	3	New York	T 2-2
20	4	Toronto	L 3-8
21	7	at New York	L 2-4
22	8	Chicago	L 2-10
23	11	at Chicago	T 2-2
24	14	at Toronto	L 1-2
25	15	at Detroit	L 0-4
26	18	Montreal	W 3-1
27	21	at New York	L 1-5
28	24	at Toronto	L 0-3
29	25	Toronto	L 2-4
30	27	Detroit	T 4-4
31	28	at Montreal	T 1-1
32	31	at Detroit	L 1-3
33	Jan. 1	at Chicago	L 2-3
34	7	at Toronto	L 2-5
35	8	at Chicago	W 3-1
36	12	New York	L 0-3
37	14	at Montreal	W 5-4
38	15	Montreal	L 1-3
39	19	Chicago	L 2-4
40	21	New York	W 6-2
41	22	Toronto	W 3-1
42	25	at New York	L 1-2
43	26	at Montreal	W 4-1
44	29	Montreal	L 2-3
45	Feb. 1	at Chicago	L 1-6
46	2	at Detroit	L 3-4
47	4	New York	L 3-4
48	5	Chicago	L 0-5
49	8	at New York	W 2-1
50	11	Montreal	L 3-4
51	12	Toronto	L 1-2
52	14	Detroit	W 6-3
53	16	at Montreal	W 5-1
54	18	at Toronto	L 3-5
55	23	at Montreal	T 2-2
56	25	at Chicago	L 3-6
57	26	at Detroit	T 3-3
58	Mar. 2	Chicago	L 2-5
59	4	New York	T 4-4
60	5	Detroit	L 3-5
61	8	at Chicago	L 1-3
62	12	Detroit	W 7-3
63	15	at Montreal	L 2-11
64	18	at Detroit	W 5-3
65	19	at New York	L 1-3
66	23	Toronto	L 3-5
67	25	at Toronto	L 3-4
68	26	Montreal	L 3-6
69	30	Chicago	L 1-3
70	Apr. 2	Toronto	L 2-5

Player	GP	G	A	PTS	PIM
John Bucyk	59	18	30	48	12
Pit Martin	70	20	22	42	40
Bobby Orr	61	13	28	41	102
John McKenzie	69	17	19	36	98
Ed Westfall	70	12	24	36	26
Murray Oliver	65	9	26	35	16
Wayne Connolly	64	13	17	30	12
Ron Schock	66	10	20	30	8
Ron Murphy	39	11	16	27	6
Ron Stewart	56	14	10	24	31
Tom Williams	29	8	13	21	2
Bob Dillabough	60	6	12	18	14
Ted Green	47	6	10	16	67

Gilles Marotte	67	7	8	15	65
Joe Watson	69	2	13	15	38
Bob Woytowich	64	2	7	9	43
Phil Krake	15	6	2	8	4
Bill Goldsworthy	18	3	5	8	21
Jean-Paul Parise	18	2	2	4	10
Wayne Rivers	8	2	1	3	59
Don Awrey	4	1	0	1	6
Gary Doak	20	0	1	1	50
Dallas Smith	33	0	1	1	24
Ed Johnston	34	0	1	1	0
Barry Wilkins	1	0	0	0	0
Nick Beverley	2	0	0	0	0
Derek Sanderson	2	0	0	0	0
Ron Buchanan	3	0	0	0	0
Ted Hodgson	4	0	0	0	0
Glen Sather	5	0	0	0	0
Ross Lonsberry	8	0	0	0	2
Bernie Parent	18	0	0	0	2
Gerry Cheevers	22	0	0	0	12

Goaltender	GP	MINS	W-L-T	GA	GAA
Gerry Cheevers	22	1298	5-11-6	72	3.33
Bernie Parent	18	1022	3-11-2	62	3.64
Ed Johnston	34	1880	9-21-2	116	3.70



Bobby Orr played his first NHL contest and Harry Sinden coached his first NHL game on October 19, 1966 vs. Detroit.

## 1966-67 NOTABLES:

Home Record.....	10-21-4
Road Record.....	7-22-6
Overall Record.....	17-43-10


- Bobby Orr wins the Calder Trophy and earns a Second Team NHL All-Star berth.
- October 19, 1966: Bobby Orr plays his first NHL game in a 6-2 win vs. Detroit. It is Boston's first opening-night victory since 1962.
- October 23, 1966: Bobby Orr scores his first NHL goal in a 3-2 loss to Montreal.

## 1967-68

Gm	Date	Opponent	Score
1	Oct. 11	Detroit	T 4-4
2	15	Montreal	W 6-2
3	18	at Chicago	W 7-1
4	19	at Detroit	W 6-3
5	21	at Montreal	L 2-4
6	26	Los Angeles	W 2-0
7	29	Pittsburgh	W 4-2
8	Nov. 1	at St. Louis	L 1-5
9	5	Toronto	T 2-2
10	8	at New York	W 6-3
11	11	Oakland	W 2-1
12	12	Philadelphia	L 2-4
13	15	at Toronto	L 2-4
14	18	New York	W 3-1
15	19	Toronto	W 6-2
16	22	at Pittsburgh	L 1-4
17	23	New York	W 4-2
18	25	at Montreal	W 3-1
19	26	Detroit	W 7-5
20	29	Minnesota	W 5-1
21	Dec. 2	Chicago	T 4-4
22	3	Montreal	W 5-3
23	7	New York	W 3-1
24	9	at Toronto	T 3-3
25	10	Los Angeles	L 1-3
26	13	Montreal	L 2-6
27	15	at Oakland	L 1-4
28	16	at Los Angeles	W 5-2
29	20	at Chicago	L 3-6
30	23	at New York	W 4-0
31	25	Oakland	W 6-3
32	27	Chicago	W 7-2

33	Dec. 30	at Minnesota	L 4-5
34	31	at Detroit	L 4-6
35	Jan. 3	at New York	T 5-5
36	4	at Philadelphia	W 3-2
37	6	at Toronto	T 3-3
38	7	at Chicago	L 2-4
39	11	Detroit	W 5-4
40	13	at Montreal	L 1-5
41	14	Minnesota	W 9-2
42	18	Toronto	L 2-4
43	20	Philadelphia	W 4-2
44	21	Chicago	W 6-0
45	24	at New York	L 1-2
46	25	Montreal	L 0-2
47	27	at Montreal	L 2-5
48	28	Pittsburgh	L 0-1
49	Feb. 1	Chicago	T 4-4
50	3	New York	T 3-3
51	4	Detroit	W 5-4
52	7	at St. Louis	W 6-4
53	10	at Detroit	T 1-1
54	11	St. Louis	T 3-3
55	14	at Chicago	L 1-3
56	17	at Oakland	L 1-3
57	18	at Los Angeles	W 6-5
58	21	at Minnesota	L 3-5
59	22	at Detroit	W 3-2
60	24	at Toronto	L 0-1
61	27	at Pittsburgh	W 5-3
62	29	Toronto	W 4-1
63	Mar. 3	St. Louis	W 9-3
64	6	at Chicago	W 5-3
65	7	at Philadelphia	W 2-1
66	10	Detroit	L 5-7
67	13	at New York	W 2-1
68	16	at Toronto	L 0-3
69	17	Montreal	W 3-1
70	21	Chicago	W 8-0
71	24	at Detroit	L 3-5
72	28	New York	L 4-5
73	30	at Montreal	W 2-1
74	31	Toronto	L 1-4

Player	GP	G	A	PTS	PIM
Phil Esposito	74	35	49	84	21
John Bucyk	72	30	39	69	8
John McKenzie	74	28	38	66	107
Fred Stanfield	73	20	44	64	10
Ken Hodge	74	25	31	56	31
Tom Williams	68	18	32	50	14
Derek Sanderson	71	24	25	49	98
Ted Green	72	7	36	43	133
Ed Shack	70	23	19	42	107
Ed Westfall	73	14	22	36	38
Bobby Orr	46	11	20	31	63
Dallas Smith	74	4	23	27	65
Glen Sather	65	8	12	20	34
Don Awrey	74	3	12	15	150
Phil Krake	68	5	7	12	13
Gary Doak	59	2	9	11	100
Ross Lonsberry	19	2	2	4	12
Wayne Cashman	12	0	4	4	2
John Arbour	4	0	1	1	11
Ron Murphy	12	0	1	1	4
Andre Gill	5	0	0	0	0
Barry Gibbs	16	0	0	0	2
Ed Johnston	28	0	0	0	0
Gerry Cheevers	47	0	0	0	0



Derek Sanderson won the Calder Trophy in 1967-68.

Goaltender	GP	MINS	W-L-T	GA	GAA
Gerry Cheevers	47	2646	23-17-5	125	2.83
Ed Johnston	28	1524	11-8-5	73	2.87
Andre Gill	5	270	3-2-0	13	2.89

# REGULAR SEASON SCORING & RESULTS

## 1967-68 NOTABLES:

Home Record.....22-9-6  
Road Record.....15-18-4  
Overall Record.....37-27-10

- The Bruins finish with a record above .500 for the first season since 1958-59. It is the first of a league-record 29 consecutive seasons with a winning record.
- Bobby Orr wins his first of eight straight Norris Trophies and the first of eight consecutive First Team All-Star berths.
- Phil Esposito and John Bucyk earn Second Team All-Star honors.
- Derek Sanderson wins the Calder Trophy.
- Phil Esposito (second) and John Bucyk (ninth) finish among the league's scoring leaders.
- October 15, 1967: Phil Esposito ties a club record with four goals in a 6-2 win over Montreal.
- October 26, 1967: The Bruins defeat Los Angeles by a 2-0 score in the first visit by an expansion team to Boston Garden.
- December 2, 1967: John Bucyk scores two goals vs. Chicago, and becomes Boston's all-time goal scoring leader as he breaks Milt Schmidt's mark of 229.
- December 7, 1967: John Bucyk scores twice over NY Rangers and becomes the club's all-time points leader as he passes Milt Schmidt's record of 575.
- January 21, 1968: Derek Sanderson has four assists in a 6-0 win over Chicago, setting a club single-game record for assists by a rookie.

## 1968-69

Gm	Date	Opponent	Score
1	Oct. 11	Detroit	W 4-2
2	13	Philadelphia	W 3-2
3	16	at Oakland	W 2-1
4	17	at Los Angeles	L 1-2
5	19	at Pittsburgh	W 5-1
6	24	St. Louis	L 1-2
7	26	at Toronto	L 0-2
8	27	Montreal	W 4-2
9	30	at Minnesota	W 4-2
10	31	at Detroit	L 5-7
11	Nov. 3	Chicago	W 5-3
12	6	Philadelphia	W 7-1
13	10	St. Louis	T 1-1
14	13	at Toronto	T 1-1
15	14	at Philadelphia	L 2-4
16	17	Oakland	W 6-3
17	21	Los Angeles	W 4-1
18	23	New York	W 5-1
19	24	Toronto	W 7-4
20	27	at St. Louis	T 4-4
21	30	New York	L 1-4
22	Dec. 1	Minnesota	W 4-0
23	5	Montreal	T 2-2
24	7	Detroit	W 4-1
25	8	at Chicago	L 4-7
26	11	at New York	T 2-2
27	14	Chicago	W 10-5
28	15	Pittsburgh	W 5-3
29	19	Los Angeles	W 6-4
30	21	at Montreal	T 0-0
31	22	Montreal	W 7-5
32	25	Oakland	L 1-3
33	28	at St. Louis	W 6-2
34	29	at Detroit	T 3-3
35	Jan. 2	at New York	W 4-2
36	4	at Minnesota	T 2-2
37	9	Toronto	W 3-2
38	11	at Montreal	W 6-3
39	12	Pittsburgh	W 8-4
40	15	at Toronto	T 5-5
41	16	Minnesota	W 5-1
42	18	at Philadelphia	W 5-3
43	19	Toronto	W 5-3
44	23	at Detroit	T 2-2
45	25	St. Louis	W 4-0
46	26	Minnesota	W 4-3
47	29	at Oakland	T 3-3
48	30	at Los Angeles	W 7-5
49	Feb. 2	Detroit	W 4-2
50	5	at Chicago	W 7-2
51	6	at St. Louis	L 1-3
52	8	Philadelphia	W 6-5
53	9	Oakland	T 3-3
54	11	Chicago	W 7-3
55	15	at Montreal	L 1-3
56	16	at Chicago	L 1-5
57	19	at Pittsburgh	L 0-3
58	23	at New York	L 0-9
59	26	at Los Angeles	W 4-2

60	Feb. 27	at Oakland	W	9-0
61	Mar. 1	New York	W	8-5
62	2	Pittsburgh	W	4-0
63	5	Detroit	T	2-2
64	8	at Detroit	L	4-7
65	9	Los Angeles	W	7-2
66	11	at Minnesota	T	3-3
67	13	at Philadelphia	L	1-2
68	15	at Toronto	L	4-7
69	16	Toronto	W	11-3
70	19	at Pittsburgh	W	3-2
71	20	Chicago	T	5-5
72	22	at Chicago	W	5-3
73	23	at New York	L	2-4
74	27	New York	T	3-3
75	29	at Montreal	L	3-5
76	30	Montreal	W	6-3

Player	GP	G	A	PTS	PIM
Phil Esposito	74	49	77	126	79
Ken Hodge	75	45	45	90	75
John Bucyk	70	24	42	66	18
Bobby Orr	67	21	43	64	133
John McKenzie	60	29	27	56	99
Fred Stanfield	71	25	29	54	22
Ron Murphy	60	16	38	54	26
Derek Sanderson	63	26	22	48	146
Ted Green	65	8	38	46	99
Ed Westfall	70	18	24	42	22
Wayne Cashman	51	8	23	31	49
Dallas Smith	75	4	24	28	74
Ed Shack	50	11	11	22	74
Glen Sather	76	4	11	15	67
Don Awrey	73	0	13	13	149
Tom Williams	26	4	7	11	19
Ace Bailey	8	3	3	6	10
Gary Doak	22	3	3	6	37
Rick Smith	47	0	5	5	29
Jim Lorentz	11	1	3	4	6
Jim Harrison	16	1	2	3	21
Tom Webster	9	0	3	3	9
Jean Gauthier	11	0	2	2	8
Barry Wilkins	1	1	0	1	0
Grant Erickson	2	1	0	1	0
Don Marcotte	7	1	0	1	2
Paul Hurley	1	0	1	1	0
Bill Lesuk	5	0	1	1	0
Ed Johnston	24	0	1	1	0
Steve Atkinson	1	0	0	0	0
Joe Junkin	1	0	0	0	0
Bob Leiter	1	0	0	0	0
Ross Lonsberry	6	0	0	0	2
Barry Gibbs	8	0	0	0	2
Gerry Cheevers	52	0	0	0	14

Goaltender	GP	MINS	W-L-T	GA	GAA
Joe Junkin	1	8	0-0-0	0	0.00
Gerry Cheevers	52	3112	28-12-12	145	2.80
Ed Johnston	24	1440	14-6-4	74	3.08



Phil Esposito became the first player in NHL history to break the 100-point barrier on March 2, 1969.

## 1968-69 NOTABLES:

Home Record.....29-3-6  
Road Record.....13-15-10  
Overall Record.....42-18-16

- The Bruins become the first team in league history to score 300 goals in a season as they finish the campaign with 303.
- Phil Esposito wins the Art Ross scoring title and the Hart Trophy as league MVP as he shatters the league single-season scoring record. He also sets a single-season NHL assists record with 77.
- Esposito earns his first of six First Team All-Star berths.
- Bobby Orr wins the Norris Trophy and joins Esposito on the

## First All-Star Team.

- Ted Green is named to the Second All-Star Team.
- March 2, 1969: Phil Esposito becomes the first player in NHL history to score 100 points, scoring twice in a 4-0 win over Pittsburgh.
- March 16, 1969: The Bruins tie a league record with eight goals in the second period in an 11-3 win over Toronto.
- March 20, 1969: Bobby Orr sets an NHL record for goals in a season by a defenseman as he tallies his 21st of the season on his 21st birthday

## 1969-70


Gm	Date	Opponent	Score
1	Oct. 12	New York	W 2-1
2	15	Oakland	W 6-0
3	18	at Pittsburgh	T 3-3
4	19	Pittsburgh	W 4-0
5	22	at Minnesota	W 3-2
6	24	at Oakland	W 4-2
7	25	at Los Angeles	W 3-2
8	29	at Toronto	L 2-4
9	Nov. 1	at Montreal	L 2-9
10	2	Toronto	T 4-4
11	5	St. Louis	T 4-4
12	8	at Detroit	L 2-3
13	10	Oakland	W 8-3
14	13	Detroit	W 3-1
15	15	New York	L 5-6
16	16	Los Angeles	W 7-4
17	21	at Chicago	T 2-2
18	23	Montreal	T 2-2
19	26	at New York	L 0-3
20	27	Philadelphia	W 6-4
21	29	at Montreal	T 2-2
22	30	Toronto	W 4-1
23	Dec. 4	at Detroit	T 4-4
24	6	Chicago	W 6-1
25	7	Minnesota	T 2-2
26	10	at New York	L 2-5
27	11	New York	W 2-1
28	13	at Philadelphia	W 5-3
29	14	Pittsburgh	W 2-1
30	18	at St. Louis	T 3-3
31	20	at Pittsburgh	W 6-4
32	21	Montreal	L 2-5
33	25	Los Angeles	W 7-1
34	28	at Philadelphia	W 5-4
35	31	at Detroit	L 1-5
36	Jan. 3	at Los Angeles	W 6-2
37	7	at Oakland	W 6-1
38	10	at Toronto	L 3-4
39	11	Oakland	W 6-3
40	15	Los Angeles	W 6-3
41	17	Chicago	L 0-1
42	18	Montreal	W 6-3
43	22	Philadelphia	T 3-3
44	24	at New York	L 1-8
45	25	Pittsburgh	W 3-1
46	29	Minnesota	W 6-5
47	31	at Montreal	T 3-3
48	Feb. 1	Toronto	W 7-6
49	4	at Chicago	L 4-8
50	5	Philadelphia	W 5-1
51	7	Detroit	T 2-2
52	8	St. Louis	W 7-1
53	11	at St. Louis	W 3-2
54	14	at Pittsburgh	W 3-0
55	17	at Oakland	T 3-3
56	18	at Los Angeles	T 5-5
57	21	at Minnesota	W 4-2
58	22	at Chicago	L 3-6
59	26	New York	W 5-3
60	28	Chicago	W 3-0
61	Mar. 1	St. Louis	W 3-1
62	4	at St. Louis	L 1-3
63	7	at Philadelphia	T 5-5
64	8	Montreal	W 2-0
65	11	at Chicago	T 0-0
66	14	at Toronto	L 1-2
67	15	Detroit	T 5-5
68	19	Chicago	W 3-1
69	21	at Minnesota	L 4-5
70	22	Minnesota	W 5-0
71	25	at New York	W 3-1
72	28	Detroit	T 5-5
73	29	at Detroit	T 2-2
74	Apr. 1	at Montreal	L 3-6
75	4	at Toronto	W 4-2
76	5	Toronto	W 3-1



# REGULAR SEASON SCORING & RESULTS

Player	GP	G	A	PTS	PIM
Bobby Orr	76	33	87	120	125
Phil Esposito	76	43	56	99	50
John McKenzie	72	29	41	70	114
John Bucyk	76	31	38	69	13
Fred Stanfield	73	23	35	58	14
Ken Hodge	72	25	29	54	87
Derek Sanderson	50	18	23	41	118
Ed Westfall	72	14	22	36	28
Wayne Cashman	70	9	26	35	79
Wayne Carleton/Toronto	7	0	1	1	6
/Boston	42	6	19	25	23
/Total	49	6	20	26	29
Dallas Smith	75	7	17	24	119
Jim Lorentz	68	7	16	23	30
Ace Bailey	58	11	11	22	82
Don Awrey	73	3	10	13	120
Don Marcotte	35	9	3	12	14
Rick Smith	69	2	8	10	65
Gary Doak	44	1	7	8	63
Ron Murphy	20	2	5	7	8
Jim Harrison	23	3	1	4	16
Bill Speer	27	1	3	4	4
Ed Johnston	37	0	2	2	2
Tom Webster	2	0	1	1	2
Frank Spring	1	0	0	0	0
Nick Beverley	2	0	0	0	2
Bill Lesuk	3	0	0	0	0
Barry Wilkins	6	0	0	0	2
Gerry Cheevers	41	0	0	0	4

Goaltender	GP	MINS	W-L-T	GA	GAA
Gerry Cheevers	41	2384	24-8-8	108	2.72
Ed Johnston	37	2176	16-9-11	108	2.98



Bobby Orr became the first defenseman to win a league scoring title with 120 points in 1969-70.

## 1969-70 NOTABLES:

Home Record.....	27-3-8
Road Record.....	13-14-11
Overall Record.....	40-17-19

- Bobby Orr becomes the first defenseman to win the NHL's scoring title with 120 points. Orr also wins the Hart and Norris Trophies and First Team All-Star honors.
- Phil Esposito finishes second in the Art Ross scoring race and is named to the First All-Star Team.
- John McKenzie earns a Second Team All-Star berth.
- January 15, 1970: Bobby Orr has two assists in a 6-3 win over Los Angeles, setting an NHL record for assists in a season by a defenseman with 51 in just the 40th game of the season.
- March 15, 1970: Bobby Orr has 2-2=4 totals in a 5-5 tie with Detroit and becomes the first defenseman in NHL history to record 100 points in a season.

## 1970-71

Gm	Date	Opponent	Score
1	Oct. 11	Detroit	W 7-3
2	14	at Los Angeles	W 8-5
3	16	at California	W 5-1
4	18	at Vancouver	W 5-3
5	22	Chicago	T 3-3
6	25	Philadelphia	W 4-3
7	29	at Detroit	L 3-5
8	31	New York	W 6-0
9	Nov. 1	Minnesota	W 5-0
10	5	St. Louis	L 0-2
11	7	at Pittsburgh	T 2-2
12	8	Montreal	W 6-1
13	10	Vancouver	W 6-3
14	14	at Toronto	L 2-3

15	Nov.	15	California	L	1-2
16		18	at Minnesota	W	8-4
17		21	at Philadelphia	W	5-2
18		22	Pittsburgh	W	4-2
19		24	at St. Louis	T	5-5
20		26	Chicago	W	3-2
21		28	at New York	T	3-3
22		29	Toronto	W	4-2
23	Dec.	2	at Chicago	L	3-4
24		3	at Buffalo	T	4-4
25		5	at Montreal	W	4-2
26		6	Pittsburgh	W	6-3
27		10	Buffalo	W	8-2
28		12	at Philadelphia	W	1-0
29		13	Detroit	W	6-2
30		16	Los Angeles	W	6-4
31		19	at St. Louis	W	7-1
32		20	Minnesota	W	7-2
33		23	at Detroit	W	2-1
34		25	Pittsburgh	W	8-4
35		26	at Pittsburgh	L	2-4
36		30	at Minnesota	W	6-2
37	Jan.	1	at Buffalo	W	9-4
38		3	at Philadelphia	W	5-1
39		7	Vancouver	W	6-4
40		9	at Chicago	L	3-4
41		10	California	W	7-4
42		14	Los Angeles	W	9-5
43		16	at Montreal	L	2-4
44		17	Toronto	W	9-1
45		23	Chicago	W	6-2
46		24	Montreal	W	4-2
47		27	at New York	T	2-2
48		28	Philadelphia	W	6-2
49		31	St. Louis	W	6-0
50	Feb.	3	Los Angeles	W	7-3
51		6	Buffalo	W	4-3
52		7	Minnesota	T	4-4
53		9	New York	W	6-3
54		11	at St. Louis	W	5-3
55		14	at Toronto	W	5-1
56		16	at Vancouver	L	4-5
57		19	at California	W	5-0
58		20	at Los Angeles	L	4-5
59		23	at Buffalo	W	6-3
60		25	Vancouver	W	8-3
61		28	Toronto	W	4-3
62	Mar.	2	at Minnesota	W	6-0
63		4	California	W	7-0
64		6	at Pittsburgh	W	6-3
65		7	St. Louis	W	4-1
66		10	at California	W	8-1
67		11	at Los Angeles	W	7-2
68		13	at Vancouver	W	6-3
69		14	at Detroit	W	11-4
70		18	Detroit	W	7-3
71		20	Philadelphia	W	5-3
72		21	Buffalo	L	5-7
73		24	at Chicago	L	1-2
74		27	New York	L	3-6
75		28	at New York	L	1-2
76		31	at Montreal	W	6-3
77	Apr.	3	at Toronto	W	8-3
78		4	Montreal	W	7-2

Player	GP	G	A	PTS	PIM
Phil Esposito	78	76	76	152	71
Bobby Orr	78	37	102	139	91
John Bucyk	78	51	65	116	8
Ken Hodge	78	43	62	105	113
Wayne Cashman	77	21	58	79	100
John McKenzie	65	31	46	77	120
Fred Stanfield	75	24	52	76	12
Derek Sanderson	71	29	34	63	130
Ed Westfall	78	25	34	59	48
Wayne Carleton	69	22	24	46	44
Dallas Smith	73	7	38	45	68
Ted Green	78	5	37	42	60
Don Marcotte	75	15	13	28	30
Don Awrey	74	4	21	25	141
Rick Smith	67	4	19	23	44
Mike Walton/Toronto	23	3	10	13	21
/Boston	22	3	5	8	10
/Total	45	6	15	21	31
Reg Leach	23	2	4	6	0
Ace Bailey	36	0	6	6	44
Ed Johnston	38	0	1	1	6
Bill Speer	1	0	0	0	4
Ivan Boldirev	2	0	0	0	0
Dan Schock	6	0	0	0	0
Gerry Cheevers	40	0	0	0	4

Goaltender	GP	MINS	W-L-T	GA	GAA
Ed Johnston	38	2280	30-6-2	96	2.53
Gerry Cheevers	40	2400	27-8-5	109	2.73

## 1970-71 NOTABLES:

Home Record.....	33-4-2
Road Record.....	24-10-5
Overall Record.....	57-14-7



Ken Hodge set a club record with six assists on February 9, 1971 vs. NY Rangers.

- The Bruins finish with the league's best record with a team-record 57 wins. They are the first team in NHL history to win 50 games in one season.
- The Bruins also set league records for home wins (33), a 27-game home unbeaten streak (26-0-1) and 20-or-more goal scorers in one season with ten.
- Bobby Orr wins his second Hart Trophy and his fourth straight Norris Trophy. He sets a league single-season assists record with 102 which remains an NHL mark for defensemen and sets the league record for points by a defenseman.
- Phil Esposito takes the Art Ross scoring title as he shatters the NHL single-season records for goals and points. He also sets an NHL mark with 550 shots on goal.
- John Bucyk wins the Lady Byng Trophy.
- Bobby Orr, Phil Esposito, John Bucyk and Ken Hodge are all voted to the First All-Star Team.
- Seven Bruins rank among the league's top 11 in scoring, led by 100+ point scorers Phil Esposito, Bobby Orr, John Bucyk and Ken Hodge. That remains a league record for most 100-plus point players in one season.
- December 10, 1970: John Bucyk plays his 1,000th NHL game and has two goals and four assists for six points in an 8-2 victory over Buffalo. The Bruins take 72 shots in the game, second in league history only to their own 1941 record of 83.
- January 14, 1971: Phil Esposito has 3-3=6 totals in a 9-5 win over Los Angeles. It is his fifth of seven hat tricks on the season, a modern NHL record.
- January 28, 1971: Don Marcotte's shorthanded goal in a 6-2 win over Philadelphia gives Boston an NHL record of 15 shorthanded goals on the season.
- February 9, 1971: Ken Hodge sets a club record with six assists in a 6-3 victory over NY Rangers.
- February 20, 1971: Phil Esposito becomes just the fourth player in league history to score 50 goals in a season in a 5-4 loss in Los Angeles.
- February 25, 1971: The Bruins set an NHL record as John Bucyk, Ed Westfall and Ted Green combine for three goals in a 0:20 span of the third period in an 8-3 win over Vancouver.
- March 10, 1971: The Bruins set an NHL record with their 105th point of the season, an 8-1 win at California.
- March 16, 1971: John Bucyk joins Phil Esposito as the only teammates to score 50 goals in the same season in an 11-4 win at Detroit.
- March 21, 1971: John Bucyk sets an NHL single-season record for points by a left wing with his 109th of the year. Ken Hodge sets the league mark for assists by a right wing with his 59th.

## 1971-72

Gm	Date	Opponent	Score
1	Oct. 10	New York	L 1-4
2	13	at New York	W 6-1
3	14	Buffalo	W 6-2
4	17	Toronto	T 2-2
5	20	Detroit	W 4-3
6	22	at California	W 5-1
7	24	at Vancouver	W 4-3
8	27	at Montreal	L 2-5
9	28	California	L 0-2
10	31	Minnesota	W 5-2
11	Nov. 4	St. Louis	W 6-1

# REGULAR SEASON SCORING & RESULTS

12	Nov.	6	at Detroit	W	2-1
13		7	Montreal	L	2-3
14		10	at Chicago	L	1-3
15		11	California	W	5-2
16		14	Los Angeles	W	11-2
17		18	Vancouver	W	5-0
18		20	Chicago	W	2-1
19		21	St. Louis	W	6-2
20		24	at Philadelphia	W	2-1
21		25	Philadelphia	W	4-2
22		27	at St. Louis	T	6-6
23	Dec.	4	at Toronto	W	5-3
24		5	Pittsburgh	W	5-3
25		8	at Los Angeles	W	5-3
26		11	at Vancouver	W	6-2
27		12	at California	L	2-4
28		16	New York	W	8-1
29		18	at Pittsburgh	W	4-3
30		19	Pittsburgh	T	2-2
31		23	at Buffalo	T	4-4
32		25	Philadelphia	W	5-1
33		26	Toronto	W	3-1
34		29	at Chicago	W	5-1
35		30	at Minnesota	T	2-2
36	Jan.	2	at New York	W	4-1
37		5	at Toronto	W	2-0
38		6	at Buffalo	W	5-2
39		8	at St. Louis	L	3-5
40		12	at Pittsburgh	T	2-2
41		13	Los Angeles	T	1-1
42		15	Chicago	W	4-2
43		16	Detroit	W	9-2
44		18	at St. Louis	W	2-0
45		22	at Montreal	W	8-5
46		23	Buffalo	T	3-3
47		27	Philadelphia	W	4-2
48		29	at Philadelphia	W	4-2
49		30	St. Louis	W	5-2
50	Feb.	2	at New York	W	2-0
51		3	Minnesota	W	6-1
52		5	Detroit	W	3-2
53		6	at Buffalo	L	2-8
54		10	Vancouver	W	9-1
55		12	Buffalo	W	5-1
56		13	Montreal	T	2-2
57		15	California	W	6-3
58		17	at Philadelphia	W	4-1
59		19	at Minnesota	W	6-4
60		20	at Chicago	W	3-1
61		22	at Vancouver	W	4-3
62		23	at California	W	8-6
63		26	at Los Angeles	W	5-4
64	Mar.	2	Vancouver	W	7-3
65		4	at Detroit	W	5-4
66		5	Los Angeles	L	0-2
67		8	at Minnesota	W	5-4
68		11	at Pittsburgh	L	4-6
69		12	Pittsburgh	T	4-4
70		16	at Los Angeles	W	8-3
71		19	Minnesota	W	7-3
72		23	New York	W	4-1
73		25	Chicago	T	5-5
74		26	Montreal	W	5-4
75		28	at Detroit	L	3-6
76		29	at Toronto	L	1-4
77	Apr.	1	at Montreal	L	2-6
78		2	Toronto	W	6-4



Gerry Cheevers set a league record with a 32-game unbeaten streak in 1971-72.

Player	GP	G	A	PTS	PIM
Phil Esposito	76	66	67	133	76
Bobby Orr	76	37	80	117	106
John Bucyk	78	32	51	83	4
Fred Stanfield	78	23	56	79	12

John McKenzie	77	22	47	69	126
Derek Sanderson	78	25	33	58	108
Mike Walton	76	28	28	56	45
Ken Hodge	60	16	40	56	81
Wayne Cashman	74	23	29	52	103
Carol Vadnais/California	52	14	20	34	106
/Boston	16	4	6	10	37
/Total	68	18	26	44	143
Ed Westfall	78	18	26	44	19
Dallas Smith	78	8	22	30	132
Ace Bailey	73	9	13	22	64
Reg Leach	56	7	13	20	12
Ted Green	54	1	16	17	21
Rick Smith	61	2	12	14	46
Don Marcotte	47	6	4	10	12
Don Awrey	34	1	8	9	52
Ed Johnston	38	0	4	4	0
Ivan Boldirev	11	0	2	2	6
Gerry Cheevers	41	0	2	2	25
Terry O'Reilly	1	1	0	1	0
Doug Roberts	3	1	0	1	0
Matt Ravlich	25	0	1	1	2
Nick Beverley	1	0	0	0	0
Ron Jones	1	0	0	0	0
Garry Peters	2	0	0	0	2
Bob Stewart	8	0	0	0	15

Goaltender	GP	MINS	W-L-T	GA	GAA
Gerry Cheevers	41	2420	27-5-8	101	2.50
Ed Johnston	38	2260	27-8-3	102	2.71

## 1971-72 NOTABLES:


Home Record.....	28-4-7
Road Record.....	26-9-4
Overall Record.....	54-13-11

- The Bruins finish with the league's top record with their second straight 50+ win season and set a league record with 26 road wins.
- Bobby Orr wins both the Hart and Norris Trophies.
- Phil Esposito and Orr finish 1-2 in the league's scoring race with teammate John Bucyk ranking ninth overall on that list.
- Orr and Esposito are named First Team All-Stars.
- February 15, 1972: Bobby Orr sets a club record for assists in a period with four in the first vs. California.
- February 20, 1972: Phil Esposito reaches the 50-goal mark for the second straight season, scoring against his brother Tony in a 3-1 win in Chicago.
- March 2, 1972: Bobby Orr has 1-1=2 totals in a 7-3 win over Vancouver to become the first player in NHL history to reach the 100-point mark for three straight seasons.
- March 19, 1972: Phil Esposito sets an NHL record with his 27th power play goal of the season as he scores a hat trick in a 7-3 win vs. Minnesota.
- March 29, 1972: Gerry Cheevers' NHL-record 32-game unbeaten streak is snapped at 24-0-8 with a 4-1 loss at Toronto.

## 1972-73

Gm	Date	Opponent	Score
1	Oct. 8	Los Angeles	L 2-4
2		at Detroit	L 3-4
3		at NY Islanders	W 7-4
4		Pittsburgh	W 8-4
5		at NY Rangers	L 1-7
6		at Pittsburgh	W 4-2
7		Vancouver	L 4-5
8		at Buffalo	T 2-2
9		Chicago	L 3-6
10		at Toronto	W 3-2
11		NY Islanders	W 9-1
12	Nov. 2	at Los Angeles	L 2-5
13		at California	T 6-6
14		at Vancouver	W 4-2
15		Detroit	W 8-3
16		Montreal	L 3-5
17		St. Louis	W 4-0
18		at NY Islanders	W 7-3
19		Toronto	W 6-5
20		California	W 4-2
21		at Atlanta	W 4-0
22		Philadelphia	W 6-4
23		at Montreal	T 3-3
24		Buffalo	W 5-4
25	Dec. 3	NY Islanders	W 5-1
26		St. Louis	W 5-0
27		at Philadelphia	W 4-3
28		California	W 8-4
29		at Buffalo	L 3-7
30		NY Rangers	W 4-2

31	Dec.	17	at Philadelphia	W	5-3
32		19	at Pittsburgh	W	3-2
33		21	Detroit	W	8-1
34		23	Atlanta	W	3-1
35		27	at Atlanta	W	3-1
36		29	at Minnesota	W	2-0
37	Jan.	1	at Vancouver	W	8-2
38		4	at St. Louis	L	2-4
39		7	at Chicago	L	4-5
40		11	Minnesota	T	1-1
41		13	at Toronto	W	4-1
42		14	Buffalo	W	6-0
43		18	NY Islanders	L	7-9
44		20	at Pittsburgh	L	0-3
45		21	California	W	5-2
46		24	at NY Rangers	L	2-4
47		25	Detroit	L	2-4
48		27	Chicago	L	2-4
49		28	Los Angeles	W	6-5
50	Feb.	1	Toronto	W	5-2
51		3	NY Rangers	L	3-7
52		4	Philadelphia	T	2-2
53		7	at Minnesota	W	3-2
54		10	Pittsburgh	W	6-3
55		11	Los Angeles	W	2-0
56		13	Vancouver	W	7-3
57		15	at Philadelphia	W	3-1
58		17	at Minnesota	L	2-5
59		18	at Chicago	W	4-1
60		20	at Vancouver	W	7-6
61		21	at California	W	6-2
62		24	at Los Angeles	W	7-5
63	Mar.	1	St. Louis	L	3-4
64		3	at Montreal	L	1-5
65		4	Chicago	W	4-0
66		7	at St. Louis	L	2-5
67		9	at Atlanta	W	3-2
68		11	Montreal	W	5-3
69		13	at NY Islanders	W	3-0
70		15	at Buffalo	W	4-1
71		16	at Detroit	W	5-4
72		18	Atlanta	W	7-1
73		22	Minnesota	W	5-3
74		24	NY Rangers	W	3-0
75		25	Buffalo	W	6-1
76		28	at NY Rangers	W	6-3
77		31	at Toronto	L	3-7
78	Apr.	1	Montreal	L	3-5



John Bucyk became the first Bruin to record 1,000 career NHL points on November 9, 1972.

Player	GP	G	A	PTS	PIM
Phil Esposito	78	55	75	130	87
Bobby Orr	63	29	72	101	99
John Bucyk	78	40	53	93	12
Ken Hodge	73	37	44	81	58
Fred Stanfield	78	20	58	78	10
Wayne Cashman	76	29	39	68	100
Don Marcotte	78	24	31	55	49
Gregg Sheppard	64	24	26	50	18
Mike Walton	56	25	22	47	37
Carol Vadnais	78	7	24	31	127
Dallas Smith	78	4	27	31	72
Terry O'Reilly	72	5	22	27	109
Ace Bailey	57	8	13	21	89
Don Awrey	78	2	17	19	90
Derek Sanderson	25	5	10	15	38
Fred O'Donnell	72	10	4	14	55
Doug Roberts	45	4	7	11	7
Nick Beverley	76	1	10	11	26
Gary Doak/Detroit	44	0	5	5	51
/Boston	5	0	0	0	2
/Total	49	0	5	5	53
Richie Leduc	5	1	1	2	2
Jacques Plante	8	0	2	2	2

# REGULAR SEASON SCORING & RESULTS

Matt Ravlich	5	0	1	1	0
Ross Brooks	16	0	1	1	0
Ed Johnston	45	0	1	1	2
Chris Oddleifson	6	0	0	0	0
Ron Jones	7	0	0	0	2
John Adams	14	0	0	0	0

Goaltender	GP	MINS	W-L-T	GA	GAA
Jacques Plante	8	480	7-1-0	16	2.00
Ross Brooks	16	910	11-1-3	40	2.64
John Adams	14	780	9-3-1	39	3.00
Ed Johnston	45	2510	24-17-1	137	3.27

## 1972-73 NOTABLES:

Home Record.....	27-10-2
Road Record.....	24-12-3
Overall Record.....	51-22-5

- The Bruins post their third consecutive season of 50+ wins.
- Phil Esposito wins the league's scoring title with Bobby Orr (third) and John Bucyk (eighth) also among the NHL leaders.
- Bobby Orr wins the Norris Trophy.
- Esposito and Orr are named to the First All-Star Team.
- November 9, 1972: John Bucyk becomes the seventh player in NHL history to record 1,000 NHL points as he scores a goal in an 8-3 win over Detroit.
- January 1, 1973: Bobby Orr sets a league record for assists by a defenseman in one game with six in an 8-2 win in Vancouver.
- January 14, 1973: Phil Esposito ties a club record with four goals in a 6-0 win over Buffalo.
- January 18, 1973: The club record for goals in a game is tied for the second straight game as John Bucyk scores four goals in a 9-7 loss to the NY Islanders.
- March 25, 1973: Phil Esposito hits the 50-goal mark for the third time in his career in a 6-1 win over Buffalo.

## 1973-74

Gm	Date	Opponent	Score
1	Oct. 10	Vancouver	W 6-4
2	13	at Detroit	W 9-4
3	14	NY Islanders	W 3-2
4	17	at Atlanta	L 3-4
5	21	Pittsburgh	W 8-2
6	23	at St. Louis	L 2-3
7	25	Buffalo	W 9-4
8	27	at Toronto	W 3-2
9	28	Minnesota	T 3-3
10	31	at Minnesota	W 5-0
11	Nov. 3	at NY Islanders	L 4-6
12	4	California	W 4-1
13	7	at NY Rangers	L 3-7
14	8	Montreal	W 2-1
15	11	Vancouver	W 4-2
16	14	at Montreal	W 4-3
17	15	NY Rangers	W 10-2
18	17	Detroit	W 8-0
19	18	Atlanta	W 5-2
20	22	Philadelphia	W 4-2
21	25	Los Angeles	W 3-1
22	28	at Chicago	T 3-3
23	Dec. 2	NY Islanders	W 5-3
24	8	Buffalo	W 5-2
25	9	at Philadelphia	T 3-3
26	13	Minnesota	W 4-2
27	15	Vancouver	W 7-2
28	16	California	W 5-3
29	20	Pittsburgh	W 6-5
30	22	at Detroit	L 2-4
31	23	Toronto	W 4-3
32	29	at Los Angeles	L 1-4
33	30	at California	W 8-1
34	Jan. 1	at Vancouver	T 2-2
35	4	at NY Rangers	W 4-2
36	5	at NY Islanders	W 6-2
37	10	Chicago	T 2-2
38	12	Montreal	L 3-7
39	13	at Pittsburgh	W 5-3
40	16	at Chicago	T 5-5
41	19	at Montreal	W 8-0
42	20	Los Angeles	W 5-2
43	22	at St. Louis	W 1-0
44	24	Chicago	L 1-2
45	26	at NY Islanders	W 4-0
46	27	Philadelphia	W 5-3
47	31	Atlanta	W 4-2
48	Feb. 2	at Toronto	L 2-6
49	3	Pittsburgh	W 5-4
50	7	St. Louis	W 5-3
51	9	Philadelphia	W 5-3

52	Feb. 10	Minnesota	W 4-0
53	13	at California	W 9-6
54	15	at Vancouver	W 4-2
55	16	at Los Angeles	W 5-2
56	20	at Minnesota	T 5-5
57	23	at Pittsburgh	W 6-2
58	24	at Buffalo	L 2-3
59	28	Detroit	W 8-1
60	Mar. 2	at Detroit	T 4-4
61	3	Toronto	L 4-6
62	5	at Atlanta	L 1-4
63	6	at St. Louis	W 8-0
64	9	at Los Angeles	T 4-4
65	10	at California	L 2-6
66	12	Buffalo	W 4-0
67	14	at Buffalo	W 4-3
68	16	at Toronto	W 5-2
69	17	NY Rangers	W 5-2
70	21	St. Louis	W 7-0
71	23	Atlanta	L 3-4
72	24	Montreal	W 6-3
73	27	at NY Rangers	W 3-2
74	30	at Philadelphia	L 3-5
75	31	Detroit	W 6-1
76	Apr. 3	at Chicago	L 2-6
77	6	at Montreal	L 2-6
78	7	Toronto	W 6-4

Player	GP	G	A	PTS	PIM
Phil Esposito	78	68	77	145	58
Bobby Orr	74	32	90	122	82
Ken Hodge	76	50	55	105	43
Wayne Cashman	78	30	59	89	111
John Bucyk	76	31	44	75	8
Bob Schmautz/Vancouver	49	26	19	45	58
/Boston	27	7	13	20	31
/Total	76	33	32	65	89
Carol Vadnais	78	16	43	59	123
Don Marcotte	78	24	26	50	18
Gregg Sheppard	75	16	31	47	21
Terry O'Reilly	76	11	24	35	94
Andre Savard	72	16	14	30	39
Dallas Smith	77	6	21	27	64
Dave Forbes	63	10	16	26	41
Chris Oddleifson	49	10	11	21	25
Derek Sanderson	29	8	12	20	48
Fred O'Donnell	43	5	7	12	43
Al Sims	77	3	9	12	22
Darryl Edestrand/Pittsburgh	3	0	0	0	0
/Boston	52	3	8	11	20
/Total	55	3	8	11	20
Richie Leduc	28	3	3	6	12
Gary Doak	69	0	4	4	44
Ken Broderick	5	0	1	1	0
Doug Roberts	7	0	1	1	2
Gilles Gilbert	54	0	1	1	9
Nick Beverley	1	0	0	0	0
Bob Gryp	1	0	0	0	0
Doug Gibson	2	0	0	0	0
Dave Hynes	3	0	0	0	0
Al Simmons	3	0	0	0	0
Ross Brooks	21	0	0	0	2

Goaltender	GP	MINS	W-L-T	GA	GAA
Ross Brooks	21	1170	16-3-0	46	2.36
Gilles Gilbert	54	3210	34-12-8	158	2.95
Ken Broderick	5	300	2-2-1	16	3.20



Ross Brooks tied an NHL record with a 14-game win streak in 1973-74.

## 1973-74 NOTABLES:

Home Record.....	33-4-2
Road Record.....	19-13-7
Overall Record.....	52-17-9

- The Bruins become the first team in league history to record 50-or-more wins in four straight seasons and they tie their own league record for home wins in a season.
- Phil Esposito wins his second Hart Trophy as league MVP.
- Bobby Orr wins the Norris Trophy for the seventh straight year and John Bucyk wins his second Lady Byng Trophy.
- Bobby Orr, Phil Esposito and Ken Hodge earn First Team All-Star honors while Wayne Cashman is named to the Second Team.
- The Bruins again post the league's top four scorers as Phil Esposito takes the Art Ross trophy followed by Bobby Orr, Ken Hodge and Wayne Cashman.
- November 15, 1973: Bobby Orr sets an NHL record for points in a game by a defenseman with a 3-4=7 night in a 10-2 win over NY Rangers. All of his goals come on the power play.
- November 17, 1973: Phil Esposito sets a modern NHL record for the fastest 20 goals when he scores his 20th of the season in just the 18th game.
- December 13, 1973: Phil Esposito sets a modern NHL record for the fastest 30 goals when he scores his 30th of the season in just the 26th game.
- December 30, 1973: Chris Oddleifson ties a club record and is the only rookie in team history to score four goals in a game in an 8-1 win in California.
- February 15, 1974: Phil Esposito has an assist in a 4-2 win in Vancouver to become the second Bruin to record 1,000 NHL points.
- February 20, 1974: Phil Esposito scores 50 goals in a season for the fourth time in a 5-5 tie at Minnesota.
- February 28, 1974: Ross Brooks ties Tiny Thompson's 1929-30 NHL record with his 14th straight win, an 8-1 victory over Detroit.
- April 6, 1974: Ken Hodge scores his 50th goal of the season in a 6-2 loss in Montreal.

## 1974-75

Gm	Date	Opponent	Score
1	Oct. 10	at Buffalo	L 5-9
2	13	Toronto	T 2-2
3	16	at Chicago	L 0-4
4	17	at Philadelphia	W 4-1
5	20	California	W 5-0
6	23	at Pittsburgh	T 5-5
7	24	St. Louis	T 4-4
8	27	Kansas City	W 8-2
9	30	at Minnesota	T 3-3
10	Nov. 2	at NY Islanders	L 2-3
11	3	Minnesota	W 10-1
12	5	Buffalo	T 2-2
13	7	Washington	W 10-4
14	10	Atlanta	W 4-3
15	12	at St. Louis	L 3-4
16	14	Montreal	L 1-4
17	16	Buffalo	W 7-5
18	17	at Detroit	W 5-2
19	21	California	W 4-2
20	23	at NY Rangers	W 5-2
21	24	Vancouver	W 7-4
22	27	at California	W 3-1
23	30	at Los Angeles	L 0-2
24	Dec. 4	at Montreal	T 4-4
25	5	Detroit	L 4-6
26	8	Pittsburgh	W 3-2
27	10	at Kansas City	W 6-2
28	12	Los Angeles	W 8-1
29	14	Washington	W 12-1
30	15	NY Islanders	W 5-2
31	17	Atlanta	W 5-3
32	19	NY Rangers	W 11-3
33	21	at Toronto	L 4-8
34	22	Detroit	W 5-4
35	27	at California	L 2-5
36	28	at Vancouver	L 4-6
37	Jan. 2	at Los Angeles	W 5-2
38	4	at Minnesota	W 8-0
39	7	at Washington	T 3-3
40	9	Vancouver	W 5-1
41	11	Chicago	W 5-1
42	15	at Montreal	L 3-5
43	16	Los Angeles	L 1-4
44	18	at Pittsburgh	T 4-4
45	19	Toronto	W 6-3
46	23	Kansas City	L 2-3
47	26	Philadelphia	T 2-2
48	27	at Kansas City	T 3-3
49	30	California	W 6-0
50	Feb. 1	at Toronto	L 2-3
51	2	Philadelphia	W 5-1
52	5	at Atlanta	T 3-3
53	6	Minnesota	W 3-2



# REGULAR SEASON SCORING & RESULTS

54	Feb.	8	at Detroit	W	8-5
55		9	NY Islanders	W	5-1
56		12	at Chicago	L	3-8
57		13	at Buffalo	L	1-3
58		16	at Philadelphia	L	3-4
59		18	at Vancouver	W	3-1
60		21	at California	L	4-6
61		22	at Los Angeles	L	0-6
62		25	Pittsburgh	W	6-4
63		27	Detroit	W	9-4
64	Mar.	2	Chicago	W	6-2
65		4	at Washington	W	8-0
66		7	at Atlanta	W	4-2
67		9	Atlanta	W	5-2
68		11	NY Rangers	W	6-3
69		12	at Pittsburgh	L	3-5
70		15	at NY Islanders	L	1-3
71		16	St. Louis	W	7-2
72		19	at Montreal	L	1-2
73		22	Washington	W	8-2
74		23	at NY Rangers	L	5-7
75		26	at St. Louis	L	1-3
76		29	at Toronto	T	1-1
77		30	Montreal	T	2-2
78	Apr.	1	Buffalo	L	1-3
79		3	at Buffalo	L	2-4
80		6	Toronto	T	4-4

Player	GP	G	A	PTS	PIM
Bobby Orr	80	46	89	135	101
Phil Esposito	79	61	66	127	62
John Bucyk	78	29	52	81	10
Gregg Sheppard	76	30	48	78	19
Carol Vadnais	79	18	56	74	129
Ken Hodge	72	23	43	66	90
Don Marcotte	80	31	33	64	76
Bobby Schmautz	56	21	30	51	63
Andre Savard	77	19	25	44	45
Terry O'Reilly	68	15	20	35	148
Hank Nowak/Detroit	56	8	14	22	69
/Boston	21	4	7	11	26
/Total	77	12	21	33	95
Wayne Cashman	42	11	22	33	24
Dave Forbes	69	18	12	30	80
Dallas Smith	79	3	20	23	84
Earl Anderson/Detroit	45	7	3	10	12
/Boston	19	2	4	6	4
/Total	64	9	7	16	16
Al Sims	65	4	8	12	73
Darryl Edestrand	68	1	9	10	56
Walt McKechnie	53	3	3	6	8
Dave Hynes	19	4	0	4	2
Rod Graham	14	2	1	3	7
Steve Langdon	1	0	1	1	0
Gilles Gilbert	53	0	1	1	10
Gordie Clark	1	0	0	0	0
Jack Rathwell	1	0	0	0	0
Craig Sarnier	7	0	0	0	0
Ken Broderick	15	0	0	0	2


Goaltender	GP	MINS	W-L-T	GA	GAA
Ken Broderick	15	804	7-6-0	32	2.39
Ross Brooks	17	967	10-3-3	48	2.98
Gilles Gilbert	53	3029	23-17-11	158	3.13

## 1974-75 NOTABLES:

Home Record.....29-5-6  
Road Record.....11-21-8  
Overall Record.....40-26-14

- Bobby Orr takes the Art Ross scoring title, wins his eighth straight Norris Trophy and eighth First Team All-Star berth.
- Phil Esposito finishes second in the league's scoring race and is named to the Second All-Star Team.
- November 3, 1974: The Bruins have ten different goal scorers in a 10-1 victory over Minnesota.
- December 19, 1974: Phil Esposito ties a club record for points in a game with a 3-4=7 effort in an 11-3 victory over NY Rangers.
- December 22, 1974: Phil Esposito scores his 500th NHL goal vs. Detroit. He is the first Bruin to reach that milestone and just the sixth NHL player overall.
- February 8, 1975: Phil Esposito scores his 50th goal in an 8-5 win in Detroit and adds an assist for his 100th point of the year. He joins Bobby Hull as the only NHL players with five 50-goal seasons.
- March 4, 1975: A hip injury forces John Bucyk out of the lineup in Washington and snaps his club-record streak of consecutive games played at 418 dating back to January 23, 1969.
- March 9, 1975: Bobby Orr sets an NHL record for goals in a season by a defenseman with his 38th of the year in a 5-2

win over Atlanta. He would finish the season with 46.



Bobby Orr won his eighth and final Norris Trophy in 1974-75 after setting a league record for goals by a defenseman with 46.

## 1975-76

Gm	Date	Opponent	Score
1	Oct.	Montreal	L 4-9
2		NY Islanders	T 3-3
3		at Detroit	T 2-2
4		at NY Islanders	W 5-2
5		Toronto	W 3-0
6		Kansas City	L 2-3
7		at Montreal	L 2-6
8		Detroit	W 7-3
9		St. Louis	W 3-2
10	Nov.	at Philadelphia	L 1-8
11		California	W 5-0
12		at Buffalo	L 0-4
13		at Vancouver	L 2-4
14		at California	W 6-3
15		Minnesota	W 6-0
16		at Atlanta	W 5-3
17		Kansas City	W 4-2
18		at Detroit	T 3-3
19		NY Islanders	T 2-2
20		Toronto	T 3-3
21		Los Angeles	W 4-2
22		at NY Rangers	W 6-4
23		at Chicago	T 4-4
24		Pittsburgh	W 4-2
25	Dec.	Washington	W 3-2
26		at Toronto	W 4-2
27		Montreal	T 2-2
28		NY Rangers	L 1-5
29		at Pittsburgh	T 4-4
30		Vancouver	W 3-2
31		at Washington	W 3-2
32		Buffalo	W 5-3
33		Atlanta	L 1-2
34		Los Angeles	L 3-4
35		at Buffalo	W 6-3
36		at Philadelphia	W 4-2
37		at Minnesota	W 6-1
38	Jan.	at Vancouver	T 4-4
39		at Los Angeles	W 3-0
40		California	W 3-2
41		at Washington	W 7-4
42		Pittsburgh	W 6-2
43		Los Angeles	W 4-0
44		at St. Louis	L 5-7
45		Buffalo	W 5-3
46		at Detroit	W 6-1
47		Philadelphia	W 5-3
48		Chicago	W 5-3
49		at Atlanta	W 4-2
50	Feb.	Atlanta	W 5-3
51		Pittsburgh	W 5-1
52		at Toronto	L 4-11
53		Detroit	W 7-0
54		at Minnesota	W 5-2
55		at California	W 6-5
56		at Chicago	W 4-1
57		at Kansas City	T 3-3
58		at NY Islanders	W 2-1
59		at NY Rangers	W 5-2
60		St. Louis	W 4-2
61		at Washington	T 3-3
62		Vancouver	W 5-3
63	Mar.	at Los Angeles	W 5-3
64		at California	L 3-4
65		Washington	W 4-3
66		at Atlanta	L 0-9
67		Toronto	W 6-2

68	Mar.	13	at Montreal	L	2-4
69		14	California	W	4-2
70		16	at St. Louis	T	3-3
71		18	at Kansas City	W	5-2
72		20	NY Rangers	W	8-1
73		24	at Pittsburgh	T	5-5
74		25	Chicago	W	4-2
75		27	Philadelphia	T	4-4
76		28	Montreal	T	2-2
77		30	Buffalo	T	4-4
78	Apr.	1	at Buffalo	L	2-7
79		3	at Toronto	W	4-2
80		4	Minnesota	T	2-2

Player	GP	G	A	PTS	PIM
Jean Ratelle/NY Rangers	13	5	10	15	2
/Boston	67	31	59	90	16
/Total	80	36	69	105	18
John Bucyk	77	36	47	83	20
Gregg Sheppard	70	31	43	74	28
Wayne Cashman	80	28	43	71	87
Bobby Schmautz	75	28	34	62	116
Ken Hodge	72	25	36	61	42
Brad Park/NY Rangers	13	2	4	6	23
/Boston	43	16	37	53	95
/Total	56	18	41	59	118
Terry O'Reilly	80	23	27	50	150
Andre Savard	79	17	23	40	60
Don Marcotte	58	16	20	36	24
Dallas Smith	77	7	25	32	103
Dave Forbes	79	16	13	29	52
Doug Gibson	50	7	18	25	0
Darryl Edestrand	77	4	17	21	103
Bobby Orr	10	5	13	18	22
Phil Esposito	12	6	10	16	8
Hank Nowak	66	7	3	10	41
Joe Zanussi	60	1	7	8	30
Al Sims	48	4	3	7	43
Carol Vadnais	12	2	5	7	17
Gary Doak	58	1	6	7	60
Doug Halward	22	1	5	6	6
Barry Smith	19	1	0	1	2
Ken Ruhnke	2	0	1	1	0
Earl Anderson	5	0	1	1	2
Gordie Clark	7	0	1	1	0
Al Simmons	7	0	1	1	21
Rick Adduono	1	0	0	0	0
Stan Jonathan	1	0	0	0	0
Paul O'Neil	1	0	0	0	0
Ray Maluta	2	0	0	0	2
Mike Milbury	3	0	0	0	9
Steve Langdon	4	0	0	0	2
Dave Reece	14	0	0	0	0
Gerry Cheevers	15	0	0	0	2
Gilles Gilbert	55	0	0	0	18

Goaltender	GP	MINS	W-L-T	GA	GAA
Gerry Cheevers	15	900	8-2-5	41	2.73
Gilles Gilbert	55	3123	33-8-10	151	2.90
Dave Reece	14	777	7-5-2	43	3.32



Gilles Gilbert set an NHL record with a 17-game win streak in 1975-76.

## 1975-76 NOTABLES:

Home Record.....27-5-8  
Road Record.....21-10-9  
Overall Record.....48-15-17

- The Bruins win the Adams Division title with a 48-15-17 record.
- Brad Park is named a First Team NHL All-Star after coming to the team in November, 1975 in one of the biggest trades in NHL history.
- Jean Ratelle, who came to the Bruins with Park in the Esposito trade, wins the Lady Byng Trophy.
- Don Cherry wins the Jack Adams Trophy.

# REGULAR SEASON SCORING & RESULTS

- October 30, 1975: John Bucyk scores his 500th NHL goal in a 3-2 win over St. Louis. He is the second Bruin and seventh player overall to reach that milestone.
- November 5, 1975: Phil Esposito plays his final game as a Bruin in a 4-0 loss in Buffalo.
- November 26, 1975: Bobby Orr plays his final game in a Bruins uniform in a 6-4 win at NY Rangers.
- February 7, 1976: Toronto's Darryl Sittler sets an NHL record with six goals and four assists for ten points in an 11-4 Maple Leafs victory.
- February 29, 1976: Gilles Gilbert sets an NHL record with his 17th consecutive victory, a 5-3 win over Vancouver. The streak would be snapped with a 4-3 loss in California on March 5.
- March 30, 1976: Jean Ratelle scores a goal for his 100th point of the season in a 4-4 tie with Buffalo.

## 1976-77

Gm	Date	Opponent	Score
1	Oct. 7	Minnesota	W 6-2
2	9	at Toronto	L 5-7
3	10	Cleveland	W 4-3
4	13	at NY Rangers	W 5-1
5	15	Toronto	W 5-3
6	17	Montreal	W 5-3
7	19	at St. Louis	L 5-6
8	20	at Colorado	W 2-1
9	23	at Los Angeles	W 4-2
10	27	at NY Rangers	W 4-3
11	30	at Montreal	W 4-3
12	31	at Buffalo	L 1-4
13	Nov. 4	Chicago	W 7-5
14	7	Vancouver	W 3-1
15	10	at Detroit	W 6-4
16	11	NY Islanders	T 2-2
17	14	Colorado	W 5-3
18	18	Washington	W 3-2
19	19	at Washington	W 4-1
20	21	Detroit	W 4-2
21	24	at Pittsburgh	W 4-0
22	25	Vancouver	W 4-2
23	27	at Toronto	L 2-4
24	30	Buffalo	L 2-6
25	Dec. 1	at Chicago	W 5-3
26	3	at Atlanta	L 1-3
27	5	Washington	T 5-5
28	9	Philadelphia	L 1-3
29	11	at Philadelphia	L 3-4
30	12	Detroit	L 3-5
31	16	St. Louis	W 5-2
32	18	at Cleveland	L 4-6
33	19	Pittsburgh	W 6-3
34	21	at NY Islanders	L 0-3
35	23	NY Rangers	T 3-3
36	26	Cleveland	W 6-3
37	29	at Vancouver	W 8-1
38	Jan. 1	at Los Angeles	L 2-5
39	5	at Cleveland	W 3-2
40	8	at Minnesota	L 1-3
41	9	at Chicago	W 4-2
42	11	at Washington	W 3-2
43	13	Los Angeles	W 4-3
44	15	Minnesota	T 3-3
45	17	Montreal	W 7-3
46	20	NY Islanders	L 3-4
47	21	at Cleveland	W 5-2
48	23	Atlanta	W 3-0
49	27	Colorado	L 4-6
50	29	Toronto	T 3-3
51	30	at Pittsburgh	L 2-5
52	Feb. 1	at St. Louis	T 3-3
53	3	St. Louis	W 5-4
54	4	at Atlanta	L 3-6
55	6	Washington	W 5-2
56	10	at Buffalo	L 3-4
57	12	at Montreal	L 3-8
58	13	Cleveland	W 4-2
59	16	at Vancouver	W 7-3
60	19	at Los Angeles	L 0-2
61	23	at Minnesota	L 1-2
62	25	at Colorado	W 5-2
63	27	at Pittsburgh	T 2-2
64	Mar. 1	Detroit	W 8-3
65	3	at NY Rangers	W 4-1
66	5	Buffalo	W 3-1
67	6	Chicago	W 6-2
68	8	Atlanta	W 3-2
69	10	NY Rangers	W 10-3
70	12	at Philadelphia	W 3-1
71	13	Los Angeles	T 2-2
72	17	Buffalo	W 4-2

73	Mar. 21	Montreal	L 1-5
74	23	at Detroit	W 6-0
75	24	Philadelphia	L 2-6
76	26	at Toronto	W 7-5
77	27	Pittsburgh	W 3-0
78	30	at Buffalo	W 4-3
79	Apr. 2	at NY Islanders	W 5-3
80	3	Toronto	W 7-4

Player	GP	G	A	PTS	PIM
Jean Ratelle	78	33	61	94	22
Peter McNab	80	38	48	86	11
Gregg Sheppard	77	31	36	67	20
Brad Park	77	12	55	67	67
Terry O'Reilly	79	14	41	55	147
Bobby Schmautz	57	23	29	52	62
Wayne Cashman	65	15	37	52	76
Don Marcotte	80	27	18	45	20
John Bucyk	49	20	23	43	12
Rick Middleton	72	20	22	42	2
Stan Jonathan	69	17	13	30	69
Matti Hagman	75	11	17	28	0
Mike Milbury	77	6	18	24	166
Rick Smith	46	6	16	22	30
Dallas Smith	58	2	20	22	40
Earl Anderson	40	10	11	21	4
Dave Forbes	73	9	11	20	47
Gary Doak	76	3	13	16	107
Hank Nowak	24	7	5	12	14
John Wensink	23	4	6	10	32
Ray Maluta	23	2	3	5	4
Doug Halward	18	2	2	4	6
Gerry Cheevers	45	0	4	4	46
Darryl Edestrand	17	0	3	3	16
Joe Zanus	8	0	1	1	8
Gilles Gilbert	34	0	1	1	15
Clayton Pachal	1	0	0	0	12
Jim Pettie	1	0	0	0	0
Al Sims	1	0	0	0	0

Goaltender	GP	MINS	W-L-T	GA	GAA
Gilles Gilbert	34	2040	18-13-3	97	2.85
Jim Pettie	1	60	1-0-0	3	3.00
Gerry Cheevers	45	2700	30-10-5	137	3.04

### 1976-77 NOTABLES:

Home Record.....	27-7-6
Road Record.....	22-16-2
Overall Record.....	49-23-8

- The Bruins take their second straight Adams Division crown.
- November 30, 1976: A 6-2 loss to Buffalo snaps a 31-game home unbeaten streak at 26-0-5 spanning two seasons. It is Boston's first home loss since a 4-3 setback to Los Angeles on December 23, 1975 and is their first in the calendar year of 1976.
- February 19, 1976: The Bruins and Kings play a penalty-free game as Los Angeles takes a 2-0 win. It is the first penalty-free game involving the Bruins since January 30, 1966.
- March 1, 1977: Mike Milbury ties a team rookie record with four assists in an 8-3 win vs. Detroit.
- March 24, 1977: Mike Milbury sets a club single-season penalty minute record as a fighting major and game misconduct give him 162 on the season.
- April 3, 1977: Jean Ratelle has two assists in a 8-4 win over Toronto to become the third Bruin to record 1,000 NHL points.



Jean Ratelle became the third Bruin to record 1,000 NHL points with a two-assist effort on April 3, 1977.

## 1977-78

Gm	Date	Opponent	Score
1	Oct. 13	Atlanta	T 2-2
2	15	at NY Islanders	L 1-3
3	16	Montreal	L 0-2
4	19	at St. Louis	W 7-3
5	22	at Los Angeles	W 4-3
6	23	at Vancouver	T 3-3
7	25	at Colorado	T 4-4
8	26	at Minnesota	L 0-3
9	29	at Pittsburgh	W 5-3
10	Nov. 3	Buffalo	L 1-4
11	5	at Montreal	L 2-5
12	6	NY Islanders	W 5-3
13	10	Los Angeles	W 5-2
14	12	at Atlanta	W 6-3
15	13	Cleveland	W 3-1
16	17	Vancouver	T 4-4
17	19	at Toronto	W 3-1
18	20	Chicago	W 1-0
19	23	at Buffalo	W 2-0
20	24	Washington	W 6-0
21	26	NY Rangers	W 3-2
22	27	St. Louis	W 4-1
23	Dec. 1	Minnesota	W 4-2
24	3	at Cleveland	T 4-4
25	4	Toronto	W 3-1
26	8	Detroit	W 6-4
27	10	Pittsburgh	W 6-2
28	11	at NY Rangers	W 8-2
29	15	at Philadelphia	L 4-6
30	17	at NY Islanders	L 1-4
31	18	Cleveland	W 2-1
32	21	Colorado	W 6-3
33	23	Philadelphia	W 6-1
34	27	at Washington	W 6-3
35	28	at Cleveland	T 5-5
36	31	at Detroit	W 7-0
37	Jan. 4	at Chicago	W 3-0
38	7	at Minnesota	W 3-1
39	8	at Buffalo	L 3-5
40	10	NY Rangers	L 2-3
41	12	Los Angeles	W 6-1
42	14	at Montreal	L 3-5
43	19	Washington	W 4-1
44	21	Detroit	W 7-1
45	22	Cleveland	L 2-3
46	26	Colorado	W 4-3
47	27	at Washington	W 5-2
48	29	Pittsburgh	W 8-2
49	Feb. 1	at St. Louis	W 5-3
50	2	at Buffalo	L 1-3
51	4	at Pittsburgh	W 8-1
52	5	Toronto	T 3-3
53	9	at Detroit	W 5-3
54	15	at Toronto	W 4-2
55	18	at Chicago	L 2-4
56	21	at Colorado	W 3-2
57	22	at Vancouver	W 6-4
58	25	at Los Angeles	W 4-2
59	28	Philadelphia	T 4-4
60	Mar. 2	Atlanta	W 4-3
61	4	Buffalo	W 7-3
62	5	Vancouver	W 6-3
63	7	St. Louis	W 7-2
64	9	at Detroit	T 2-2
65	11	at Philadelphia	L 2-6
66	12	Los Angeles	W 9-3
67	16	Minnesota	W 7-2
68	18	at NY Rangers	W 6-3
69	19	Toronto	W 6-4
70	21	at Cleveland	W 5-3
71	23	Chicago	W 7-0
72	25	at Atlanta	L 3-6
73	26	Montreal	T 2-2
74	28	at Washington	T 4-4
75	30	Pittsburgh	W 6-3
76	Apr. 1	at Montreal	L 1-7
77	2	NY Rangers	W 8-3
78	6	Buffalo	L 2-5
79	8	at Toronto	W 3-1
80	9	NY Islanders	L 2-5

Player	GP	G	A	PTS	PIM
Terry O'Reilly	77	29	61	90	211
Jean Ratelle	80	25	59	84	10
Peter McNab	79	41	39	80	4
Brad Park	80	22	57	79	79
Wayne Cashman	76	24	38	62	69
Rick Middleton	79	25	35	60	8
Gregg Sheppard	54	23	36	59	24
Bobby Schmautz	54	27	27	54	87

# REGULAR SEASON SCORING & RESULTS

Don Marcotte	77	20	34	54	16
Stan Jonathan	68	27	25	52	116
Bob Miller	76	20	20	40	41
Mike Milbury	80	8	30	38	151
John Wensink	80	16	20	36	181
Rick Smith	79	7	29	36	69
John Bucyk	53	5	13	18	18
Gary Doak	61	4	13	17	50
Dennis O'Brien/Minnesota	13	0	2	2	32
/Colorado	16	0	2	2	12
/Cleveland	23	0	3	3	31
/Boston	16	2	3	5	29
/Total	68	2	10	12	104
Matti Hagman	15	4	1	5	2
Mike Forbes	32	0	4	4	15
Dwight Foster	14	2	1	3	6
Doug Halward	25	0	2	2	2
Gerry Cheevers	21	0	1	1	14
Gilles Gilbert	25	0	1	1	8
Ron Grahame	40	0	1	1	0
Darryl Edestrand	1	0	0	0	0
Jim Pettie	1	0	0	0	0
Steve Langdon	2	0	0	0	0
Clayton Pachal	10	0	0	0	14



Terry O'Reilly led the team in points and penalty minutes in 1977-78, becoming only the second player in team history to do so.

Goaltender	GP	MIN	W-L-T	GA	GAA
Gilles Gilbert	25	1326	15-6-2	56	2.53
Gerry Cheevers	21	1086	10-5-2	48	2.65
Ron Grahame	40	2328	26-6-7	107	2.76
Jim Pettie	1	60	0-1-0	6	6.00

## 1977-78 NOTABLES:

Home Record.....	29-6-5
Road Record.....	22-12-6
Overall Record.....	51-18-11

- The Bruins set a league record with 11 players scoring 20-or-more goals.
- Brad Park is named a First Team NHL All-Star.
- Terry O'Reilly finishes seventh overall in the league's scoring race.
- December 15, 1977: A 6-4 loss in Philadelphia snaps Boston's 17-game unbeaten streak at 15-0-2.
- April 2, 1978: Wayne Cashman ties a club record with four goals in an 8-3 win over NY Rangers.


## 1978-79

Gm	Date	Opponent	Score
1	Oct. 12	Pittsburgh	W 8-2
2	14	at Pittsburgh	T 4-4
3	15	Toronto	W 4-2
4	18	at Los Angeles	W 3-2
5	20	at Vancouver	W 5-1
6	22	at Chicago	L 5-6
7	24	at St. Louis	W 7-2
8	25	at Minnesota	T 2-2
9	28	at Toronto	W 5-3
10	Nov. 2	NY Islanders	W 4-1
11	4	Philadelphia	L 3-7
12	5	Montreal	T 1-1
13	9	Washington	W 6-2
14	11	at Detroit	L 1-7
15	12	at Buffalo	T 4-4
16	16	Toronto	L 4-6
17	17	at Atlanta	W 6-2
18	19	St. Louis	W 5-2
19	23	Buffalo	W 5-2
20	25	at Washington	T 5-5

21	Nov. 26	Atlanta	W 4-2
22	30	at Buffalo	W 4-3
23	Dec. 2	Philadelphia	W 5-3
24	3	at NY Rangers	W 3-2
25	5	at Toronto	W 5-1
26	7	Detroit	W 6-5
27	9	at Philadelphia	L 2-9
28	10	Minnesota	T 4-4
29	12	Vancouver	W 7-3
30	14	Washington	W 5-2
31	16	NY Rangers	W 4-1
32	17	at NY Rangers	W 4-1
33	21	Colorado	W 4-2
34	23	Buffalo	W 6-4
35	27	at Toronto	T 1-1
36	30	at Montreal	L 1-6
37	31	at Buffalo	W 7-3
38	Jan. 3	at Chicago	W 6-3
39	5	at Colorado	W 5-3
40	6	at Minnesota	W 5-2
41	11	Minnesota	W 6-4
42	13	at Pittsburgh	L 3-5
43	14	Los Angeles	L 3-6
44	16	at St. Louis	L 2-5
45	18	St. Louis	W 4-0
46	20	Buffalo	L 1-2
47	22	Atlanta	W 3-1
48	25	NY Islanders	L 2-4
49	27	at Montreal	L 1-3
50	28	Los Angeles	L 3-5
51	31	at Chicago	T 2-2
52	Feb. 1	Chicago	W 6-1
53	3	at NY Islanders	T 4-4
54	4	Vancouver	W 6-1
55	14	at NY Rangers	L 1-5
56	15	at Philadelphia	L 3-5
57	17	at Minnesota	T 3-3
58	20	at Colorado	W 5-3
59	21	at Los Angeles	L 1-3
60	24	at Vancouver	W 4-3
61	27	Colorado	L 2-4
62	Mar. 1	Philadelphia	T 4-4
63	3	Minnesota	W 5-0
64	4	at Detroit	W 6-4
65	8	at Atlanta	L 5-7
66	10	at Minnesota	W 4-3
67	11	NY Islanders	T 4-4
68	13	at NY Islanders	L 2-7
69	15	NY Rangers	L 4-7
70	17	Chicago	W 4-2
71	19	Toronto	W 4-3
72	22	Pittsburgh	L 1-3
73	24	Detroit	W 5-2
74	28	at Buffalo	L 2-9
75	29	Minnesota	W 7-4
76	31	at Washington	W 4-1
77	Apr. 1	Montreal	T 3-3
78	4	at Toronto	T 3-3
79	5	Buffalo	L 3-9
80	8	Toronto	W 6-3

Player	GP	G	A	PTS	PIM
Rick Middleton	71	38	48	86	7
Peter McNab	76	35	45	80	10
Terry O'Reilly	80	26	51	77	205
Jean Ratelle	80	27	45	72	12
Wayne Cashman	75	27	40	67	63
Bob Miller	77	15	33	48	30
Don Marcotte	79	20	27	47	10
John Wensink	76	28	18	46	106
Bobby Schmautz	65	20	22	42	77
Brad Park	40	7	32	39	10
Mike Milbury	74	1	34	35	149
Dick Redmond	64	7	26	33	21
Al Sims	67	9	20	29	28
Rick Smith	65	7	18	25	46
Mike Walton/St. Louis	22	7	11	18	6
/Boston	14	4	2	6	0
/Total	36	11	13	24	6
Dwight Foster	44	11	13	24	14
Al Secord	71	16	7	23	125
Gary Doak	63	6	11	17	28
Stan Jonathan	33	6	9	15	96
Dennis O'Brien	64	2	8	10	107
Bill Bennett	7	1	4	5	2
Tom Songin	17	3	1	4	0
Gerry Cheevers	43	0	2	2	23
Graeme Nicolson	1	0	0	0	0
Ab DeMarco	3	0	0	0	0
Jim Pettie	19	0	0	0	17
Gilles Gilbert	23	0	0	0	16

Goaltender	GP	MIN	W-L-T	GA	GAA
Gerry Cheevers	43	2509	23-9-10	132	3.16
Gilles Gilbert	23	1254	12-8-2	74	3.54
Jim Pettie	19	1037	8-6-2	62	3.59



Rick Middleton led the team in goals and points in the 1978-79 season.

## 1978-79 NOTABLES:

Home Record.....	25-10-5
Road Record.....	18-13-9
Overall Record.....	43-23-14

- The Bruins win their fourth straight Adams Division title.
- December 30, 1978: Gerry Cheevers' 16-game unbeaten streak is snapped at 12-0-4 with a 6-1 loss in Montreal.
- January 9, 1979: Bobby Orr's number 4 jersey is retired in ceremonies prior to the Bruins' hosting of the Soviet Wings in an exhibition game.
- March 17, 1979: Brad Park ties a club record with four assists in the first period as he assists on all Boston goals in a 4-2 win over Chicago.

## 1979-80

Gm	Date	Opponent	Score
1	Oct. 11	Winnipeg	W 4-0
2	13	at Washington	W 5-2
3	14	Pittsburgh	L 1-4
4	18	NY Islanders	W 3-2
5	20	Los Angeles	W 5-4
6	23	at St. Louis	T 5-5
7	26	at Winnipeg	L 2-3
8	28	at Chicago	W 4-1
9	30	at Los Angeles	T 4-4
10	Nov. 2	at Vancouver	T 3-3
11	4	at Edmonton	W 2-1
12	8	Edmonton	W 4-2
13	10	at Pittsburgh	W 6-1
14	11	Atlanta	W 6-3
15	15	Washington	W 3-2
16	17	at Toronto	W 2-0
17	18	Hartford	W 5-4
18	20	at Quebec	W 5-3
19	22	Quebec	W 7-4
20	24	at Montreal	L 1-3
21	25	Montreal	W 4-2
22	27	Buffalo	L 2-5
23	Dec. 1	at Detroit	L 3-6
24	2	Colorado	L 3-5
25	4	at Philadelphia	T 2-2
26	6	at NY Islanders	L 3-4
27	9	Vancouver	W 5-3
28	13	Detroit	T 6-6
29	15	Chicago	L 1-2
30	16	at Buffalo	W 5-1
31	20	Toronto	W 10-0
32	22	Philadelphia	L 2-5
33	23	at NY Rangers	W 4-3
34	26	at Atlanta	W 5-3
35	30	at Chicago	L 3-5
36	Jan. 2	at Minnesota	L 1-2
37	4	at Winnipeg	W 2-1
38	8	at Colorado	T 2-2
39	10	St. Louis	L 4-7
40	12	Atlanta	W 5-3
41	13	Colorado	W 6-2
42	16	at Quebec	W 3-1
43	17	Edmonton	W 7-1
44	19	NY Rangers	W 6-3
45	21	Minnesota	W 3-0
46	24	Buffalo	W 4-3
47	26	at Pittsburgh	W 6-4
48	27	Pittsburgh	L 3-5
49	30	at Hartford	L 2-8



# REGULAR SEASON SCORING & RESULTS

50	Jan.	31	NY Islanders	W	4-2
51	Feb.	2	Quebec	W	7-2
52		3	at Philadelphia	T	3-3
53		7	Toronto	W	8-6
54		9	Chicago	W	5-2
55		10	Montreal	L	2-3
56		14	at Buffalo	T	3-3
57		16	at Colorado	W	5-3
58		20	at Los Angeles	L	0-3
59		23	at Vancouver	T	4-4
60		24	at Edmonton	W	4-2
61		27	at Hartford	W	6-3
62		28	NY Rangers	L	2-5
63	Mar.	1	Los Angeles	W	4-0
64		2	at NY Rangers	L	1-2
65		5	at Detroit	W	5-3
66		8	at NY Islanders	W	5-3
67		9	Hartford	T	1-1
68		12	at Washington	L	4-6
69		13	Detroit	W	4-2
70		15	Vancouver	T	2-2
71		16	Washington	T	3-3
72		18	at St. Louis	T	3-3
73		19	at Minnesota	L	4-7
74		22	at Atlanta	W	5-2
75		23	Philadelphia	W	7-2
76		27	St. Louis	W	7-1
77		30	Winnipeg	W	3-1
78	Apr.	2	at Toronto	W	5-2
79		5	at Montreal	L	1-6
80		6	Minnesota	W	4-2

Player	GP	G	A	PTS	PIM
Rick Middleton	80	40	52	92	24
Peter McNab	74	40	38	78	10
Jean Ratelle	67	28	45	73	8
Ray Bourque	80	17	48	65	73
Terry O'Reilly	71	19	42	61	265
Dick Redmond	76	14	33	47	39
Bob Miller	80	16	25	41	53
Stan Jonathan	79	21	19	40	208
Al Secord	77	23	16	39	170
Dwight Foster	57	10	28	38	42
Bobby Lalonde/Atlanta	3	0	1	1	2
/Boston	71	10	25	35	28
/Total	74	10	26	36	30
Wayne Cashman	44	11	21	32	19
Craig MacTavish	46	11	17	28	8
Rick Smith	78	8	18	26	62
Mike Milbury	72	10	13	23	59
Brad Park	32	5	16	21	27
John Wensink	69	9	11	20	110
Brad McCrimmon	72	5	11	16	94
Don Marcotte	32	4	11	15	0
Bobby Schmautz	20	8	6	14	8
Gary Doak	52	0	5	5	45
Tom Songin	17	1	3	4	16
Gilles Gilbert	33	0	1	1	10
Marco Baron	1	0	0	0	0
Doug Morrison	1	0	0	0	0
Jim Stewart	1	0	0	0	0
Dennis O'Brien	3	0	0	0	2
Yves Belanger	8	0	0	0	0
Gerry Cheevers	42	0	0	0	62

Goaltender	GP	MINS	W-L-T	GA	GAA
Gilles Gilbert	33	1933	20-9-3	88	2.73
Gerry Cheevers	42	2479	24-11-7	116	2.81
Marco Baron	1	40	0-0-0	2	3.00
Yves Belanger	8	328	2-0-3	19	3.48
Jim Stewart	1	20	0-1-0	5	15.00



Peter McNab hit the 40-goal mark for the second time in his career in 1979-80.

## 1979-80 NOTABLES:

Home Record.....	27-9-4
Road Record.....	19-12-9
Overall Record.....	46-21-13

- Ray Bourque becomes the first non-goaltender in league history to win the Calder Trophy and be named a First Team All-Star in the same season.
- Bourque sets an NHL record for points in a season by a rookie defenseman with 65.
- October 11, 1979: Ray Bourque plays his first NHL game and records his first NHL points with a goal and an assist in a 4-0 victory over Winnipeg.
- February 7, 1980: Ray Bourque has three assists in an 8-6 win over Toronto to set a new team single-season rookie assists record.
- March 5, 1980: Ray Bourque has a goal and two assists to set a new team single-season rookie points mark.
- March 13, 1980: John Bucyk's number 9 is retired by the team in pre-game ceremonies.
- April 2, 1980: Gerry Cheevers gets a two-minute delay of game penalty to set a new NHL single-season goaltender penalty minutes record at 62.

## 1980-81

Gm	Date	Opponent	Score
1	Oct. 9	NY Rangers	W 7-2
2	11	at NY Islanders	L 2-5
3	12	Montreal	W 3-2
4	15	at Minnesota	L 2-3
5	16	at Calgary	L 1-2
6	18	at St. Louis	L 2-3
7	22	at Los Angeles	L 0-4
8	24	at Vancouver	L 2-3
9	26	at Winnipeg	T 7-7
10	30	Calgary	L 1-3
11	Nov. 2	at Philadelphia	L 2-4
12	6	NY Islanders	L 2-4
13	9	Pittsburgh	W 7-4
14	11	at Detroit	T 4-4
15	13	Winnipeg	T 5-5
16	15	at Pittsburgh	W 7-4
17	16	Philadelphia	W 1-0
18	20	Colorado	W 4-2
19	22	at Washington	T 2-2
20	23	Toronto	T 5-5
21	26	at NY Rangers	L 4-6
22	27	Pittsburgh	T 3-3
23	29	Edmonton	W 6-3
24	Dec. 2	Detroit	W 5-3
25	6	at Montreal	L 1-4
26	7	Washington	W 7-3
27	10	at Quebec	W 6-4
28	11	Quebec	L 3-5
29	13	Vancouver	L 1-2
30	14	Los Angeles	W 7-1
31	17	at Hartford	L 4-5
32	18	St. Louis	L 3-7
33	20	Hartford	T 4-4
34	27	at Toronto	W 6-3
35	28	at Buffalo	L 2-5
36	31	at Chicago	W 4-2
37	Jan. 2	at Edmonton	L 4-7
38	3	at Colorado	L 1-4
39	5	at Winnipeg	W 4-1
40	8	Detroit	W 7-4
41	10	at NY Islanders	W 3-2
42	12	Minnesota	W 4-3
43	13	at Detroit	T 3-3
44	15	at Chicago	L 2-3
45	17	Philadelphia	W 6-4
46	19	Buffalo	W 5-1
47	22	St. Louis	W 7-3
48	24	Los Angeles	L 4-6
49	26	Colorado	W 5-3
50	29	Winnipeg	W 7-6
51	Feb. 1	NY Islanders	W 6-3
52	4	at Hartford	T 3-3
53	5	NY Rangers	W 6-3
54	7	at Montreal	L 2-6
55	8	Quebec	L 3-4
56	12	at Colorado	T 3-3
57	14	at Los Angeles	W 5-4
58	18	at Vancouver	W 7-5
59	20	at Edmonton	W 5-1
60	21	at Calgary	L 2-7
61	25	at Quebec	L 3-5
62	26	Minnesota	W 5-1
63	Mar. 1	Buffalo	W 6-4
64	3	at St. Louis	L 2-4

65	Mar.	4	at Minnesota	T	3-3
66		7	Chicago	W	7-1
67		8	Vancouver	W	4-1
68		11	at Toronto	T	4-4
69		13	at Washington	W	7-1
70		15	Hartford	W	4-2
71		18	at NY Rangers	L	2-3
72		19	at Philadelphia	L	3-5
73		21	Calgary	W	4-3
74		23	Edmonton	W	7-2
75		26	Toronto	L	2-3
76		28	Chicago	W	5-2
77		30	at Buffalo	T	2-2
78	Apr.	2	Washington	L	2-3
79		4	at Pittsburgh	W	5-2
80		5	Montreal	L	2-4

Player	GP	G	A	PTS	PIM
Rick Middleton	80	44	59	103	16
Peter McNab	80	37	46	83	24
Brad Park	78	14	52	66	111
Wayne Cashman	77	25	35	60	80
Ray Bourque	67	27	29	56	96
Steve Kasper	76	21	35	56	94
Mike O'Connell/Chicago	34	5	16	21	32
/Boston	48	10	22	32	42
/Total	82	15	38	53	74
Dwight Foster	77	24	28	52	62
Terry O'Reilly	77	8	35	43	223
Stan Jonathan	74	14	24	38	192
Jean Ratelle	47	11	26	37	16
Dick Redmond	78	15	20	35	60
Don Marcotte	72	20	13	33	32
Brad McCrimmon	78	11	18	29	148
Keith Crowder	47	13	12	25	172
Mike Gillis/Colorado	51	11	7	18	54
/Boston	17	2	4	6	15
/Total	68	13	11	24	69
Mike Milbury	77	0	18	18	222
Bobby Lalonde	62	4	12	16	31
Doug Morrison	18	7	3	10	13
Bob Miller	30	4	4	8	19
Craig MacTavish	24	3	5	8	13
Barry Pederson	9	1	4	5	6
Larry Melnyk	26	0	4	4	39
Al Secord	18	0	3	3	42
Tom Songin	9	1	1	2	6
Jim Craig	23	0	1	1	11
Rogie Vachon	53	0	1	1	6
Marco Baron	10	0	0	0	7
Gary Doak	11	0	0	0	12

Goaltender	GP	MINS	W-L-T	GA	GAA
Marco Baron	10	507	3-4-1	24	2.84
Rogie Vachon	53	3021	25-19-6	168	3.34
Jim Craig	23	1272	9-7-6	78	3.68



Brad Park became just the second defenseman in NHL history to record 500 career assists on December 11, 1980 vs. Quebec.

## 1980-81 NOTABLES:

Home Record.....	26-10-4
Road Record.....	11-20-9
Overall Record.....	37-30-13

- Ray Bourque earns a Second Team All-Star berth.
- November 16, 1980: Rogie Vachon records his 50th NHL shutout with a 1-0 win vs. Philadelphia.
- December 11, 1980: Brad Park becomes just the second defenseman in NHL history to record 500 career assists in a 5-3 loss to Quebec.
- February 26, 1981: Boston and Minnesota combine for a league-record 406 penalty minutes as the Bruins are called for 195 and the North Stars are whistled for 211. Keith

# REGULAR SEASON SCORING & RESULTS

Crowder sets a club mark with 43 PIM in the game (four minors, one major, two 10-minute misconducts, one game misconduct).

• March 28, 1981: Rick Middleton has three assists in a 5-2 win over Chicago to hit the 100-point mark for the first time in his career.

## 1981-82

Gm	Date	Opponent	Score
1	Oct. 8	Quebec	L 5-7
2	10	at Hartford	T 1-1
3	11	Washington	W 6-3
4	14	at Chicago	W 8-5
5	16	at Colorado	W 6-1
6	17	at Los Angeles	W 5-4
7	20	at St. Louis	W 4-3
8	22	at Detroit	T 2-2
9	24	at Montreal	L 0-7
10	29	Montreal	T 5-5
11	31	NY Rangers	W 7-3
12	Nov. 1	Hartford	W 4-1
13	5	Vancouver	W 2-1
14	7	at Quebec	W 10-1
15	8	Minnesota	L 1-4
16	12	Edmonton	W 5-2
17	14	Pittsburgh	T 3-3
18	15	at Buffalo	L 1-3
19	19	Hartford	W 6-1
20	21	at Toronto	W 5-3
21	22	Quebec	L 1-6
22	24	at NY Islanders	L 1-3
23	26	Philadelphia	L 1-3
24	28	NY Islanders	W 5-4
25	Dec. 3	Buffalo	W 6-3
26	5	at Quebec	W 5-3
27	9	at NY Rangers	W 4-3
28	10	St. Louis	L 2-3
29	13	Colorado	W 5-1
30	17	Montreal	L 1-5
31	19	at Montreal	L 2-5
32	20	Los Angeles	W 6-4
33	23	at Washington	W 7-4
34	26	at Hartford	W 9-6
35	29	at Vancouver	W 5-3
36	30	at Calgary	W 4-2
37	Jan. 2	at Edmonton	T 4-4
38	3	at Winnipeg	W 8-5
39	5	at Montreal	L 1-3
40	7	Winnipeg	W 8-6
41	9	at Quebec	L 1-6
42	11	Toronto	W 5-2
43	14	NY Islanders	W 5-4
44	16	Hartford	T 3-3
45	17	at Philadelphia	L 3-7
46	20	at Pittsburgh	L 4-5
47	21	Toronto	W 4-2
48	23	Washington	W 3-1
49	25	Calgary	T 3-3
50	28	Montreal	L 3-6
51	30	at Hartford	L 2-3
52	31	Colorado	W 4-2
53	Feb. 3	at Buffalo	W 5-2
54	4	Buffalo	W 5-2
55	6	Chicago	L 3-4
56	11	at Minnesota	W 4-2
57	13	at Calgary	L 3-6
58	14	at Edmonton	T 2-2
59	17	at Vancouver	L 3-6
60	20	at Detroit	W 7-5
61	21	at Philadelphia	W 1-0
62	24	at Hartford	L 3-4
63	27	NY Rangers	L 4-6
64	Mar. 2	at St. Louis	T 2-2
65	3	at Pittsburgh	W 3-2
66	6	Los Angeles	W 4-0
67	7	at Chicago	L 1-5
68	9	at Montreal	L 2-4
69	11	Winnipeg	W 7-4
70	13	Detroit	W 5-3
71	14	Montreal	L 2-5
72	16	at Buffalo	T 3-3
73	20	Buffalo	W 6-4
74	22	Quebec	W 5-4
75	25	Buffalo	W 5-1
76	27	Minnesota	L 5-6
77	28	at Buffalo	L 5-9
78	Apr. 1	Quebec	L 5-8
79	3	at Quebec	W 5-4
80	4	Hartford	W 7-2

Player	GP	G	A	PTS	PIM
Rick Middleton	75	51	43	94	12
Barry Pederson	80	44	48	92	53
Peter McNab	80	36	40	76	19
Ray Bourque	65	17	49	66	51
Brad Park	75	14	42	56	82
Terry O'Reilly	70	22	30	52	213
Steve Kasper	73	20	31	51	72
Keith Crowder	71	23	21	44	101
Wayne Cashman	64	12	31	43	59
Tom Fergus	61	15	24	39	12
Mike O'Connell	80	5	34	39	75
Don Marcotte	69	13	21	34	14
Normand Leveille	66	14	19	33	49
Bruce Crowder	63	16	11	27	31
Stan Jonathan	67	6	17	23	57
Mike Gillis	53	9	8	17	54
Mike Milbury	51	2	10	12	71
Brad McCrimmon	78	1	8	9	83
Randy Hillier	25	0	8	8	29
Larry Melnyk	48	0	8	8	84
Mike Krushelnyski	17	3	3	6	2
Marco Baron	44	0	2	2	35
Craig MacTavish	2	0	1	1	0
Rogie Vachon	38	0	1	1	0
Dave Barr	2	0	0	0	0
Mike Moffat	2	0	0	0	0
Doug Morrison	3	0	0	0	0
Dick Redmond	17	0	0	0	4



Steve Kasper won the Selke Trophy in 1981-82.

Goaltender	GP	MINS	W-L-T	GA	GAA
Mike Moffat	2	120	2-0-0	6	3.00
Marco Baron	44	2515	22-16-4	144	3.44
Rogie Vachon	38	2165	19-11-6	132	3.66

## 1981-82 NOTABLES:

Home Record.....24-12-4  
Road Record.....19-15-6  
Overall Record.....43-27-10

- Steve Kasper wins the Selke Trophy and Rick Middleton takes home the Lady Byng Trophy.
- Ray Bourque is voted to the First All-Star Team while Middleton takes Second Team honors.
- November 1, 1981: Marco Baron's shutout bid is spoiled by a Rick Meagher goal at 19:59 of the third period in a 4-1 win over Hartford.
- November 7, 1981: The Nordiques score the game's opening tally before Boston scores ten unanswered goals in a 10-1 victory.
- November 19, 1981: Wayne Cashman ties a club record with four assists in the second period of a 6-1 win over Hartford.
- February 4, 1982: Barry Pederson scores twice in a 5-2 win over Buffalo and sets a new club rookie goals record with his 27th and 28th of the season.
- February 27, 1982: Barry Pederson sets a team rookie points record with his 66th and 67th of the season in a two-assist effort vs. NY Rangers.
- March 25, 1982: Barry Pederson becomes just the fifth rookie in NHL history to score 40 goals in a season in a 5-1 win over Buffalo.
- March 28, 1982: Rick Middleton scores his 50th goal of the season in a 9-5 loss in Buffalo.
- April 4, 1982: Barry Pederson ties a club mark with a 3-4=7 effort as he figures in all Boston goals in a 7-2 win over Hartford.

## 1982-83

Gm	Date	Opponent	Score
1	Oct. 7	Montreal	L 1-5
2	9	at Hartford	W 5-4
3	10	Pittsburgh	W 4-3
4	12	at New Jersey	T 2-2
5	14	Vancouver	W 2-1
6	16	Edmonton	T 6-6
7	19	at Calgary	W 3-1
8	21	at Edmonton	W 5-3
9	23	at Vancouver	L 2-3
10	24	at Los Angeles	L 4-5
11	27	at Toronto	L 1-4
12	30	at Montreal	T 4-4
13	Nov. 3	at Buffalo	W 3-2
14	4	Hartford	L 2-5
15	7	Detroit	W 7-0
16	11	Quebec	L 2-3
17	13	Buffalo	W 3-2
18	14	St. Louis	W 7-3
19	16	at Quebec	W 7-4
20	18	at NY Islanders	W 3-1
21	20	at Pittsburgh	L 3-4
22	21	Calgary	W 2-1
23	24	at Philadelphia	T 4-4
24	25	NY Islanders	T 1-1
25	27	Hartford	W 8-0
26	Dec. 2	Quebec	T 3-3
27	4	at Montreal	W 6-4
28	5	Philadelphia	W 6-4
29	7	at Quebec	L 5-10
30	9	Montreal	W 8-5
31	11	Chicago	W 4-2
32	12	at Washington	L 3-4
33	16	Buffalo	W 8-1
34	18	Los Angeles	W 4-0
35	23	at Hartford	W 5-1
36	26	New Jersey	W 5-2
37	28	at St. Louis	W 3-0
38	31	at Minnesota	W 5-3
39	Jan. 2	at Winnipeg	L 4-6
40	5	at Chicago	W 4-1
41	7	at New Jersey	T 2-2
42	8	at Montreal	W 2-1
43	12	at Toronto	W 6-4
44	13	Quebec	W 2-0
45	15	NY Rangers	W 2-0
46	17	Minnesota	W 4-3
47	20	Buffalo	W 4-0
48	22	at Detroit	W 3-1
49	24	at NY Rangers	W 3-1
50	29	Detroit	W 7-3
51	31	Winnipeg	T 2-2
52	Feb. 3	Quebec	W 5-3
53	5	Hartford	W 7-4
54	6	at Buffalo	W 5-1
55	10	Pittsburgh	W 7-3
56	13	Vancouver	W 3-1
57	16	at Buffalo	L 1-3
58	18	at Winnipeg	L 5-6
59	19	at Minnesota	W 6-2
60	22	at Los Angeles	L 3-5
61	25	at Buffalo	L 6-7
62	27	at Hartford	W 4-3
63	28	Toronto	W 6-3
64	Mar. 3	Buffalo	L 2-3
65	5	Chicago	W 6-3
66	6	Edmonton	W 5-2
67	8	at Quebec	W 11-5
68	10	Montreal	L 1-3
69	12	Philadelphia	W 5-2
70	13	at Washington	L 4-6
71	17	Washington	L 1-2
72	19	Calgary	T 2-2
73	20	at NY Rangers	W 4-0
74	22	at NY Islanders	W 3-1
75	24	St. Louis	W 7-6
76	26	Hartford	W 7-4
77	27	at Hartford	L 1-5
78	29	at Quebec	W 4-3
79	Apr. 2	at Montreal	L 1-2
80	3	Montreal	T 4-4

Player	GP	G	A	PTS	PIM
Barry Pederson	77	46	61	107	47
Rick Middleton	80	49	47	96	8
Keith Crowder	74	35	39	74	105
Peter McNab	74	22	52	74	23
Ray Bourque	65	22	51	73	20
Mike Krushelnyski	79	23	42	65	43
Tom Fergus	80	28	35	63	39
Mike O'Connell	80	14	39	53	42

# REGULAR SEASON SCORING & RESULTS

Bruce Crowder	80	21	19	40	58
Brad Park	76	10	26	36	82
Craig MacTavish	75	10	20	30	18
Luc Dufour	73	14	11	25	107
Mike Milbury	78	9	15	24	216
Terry O'Reilly	19	6	14	20	40
Brad Palmer	73	6	11	17	18
Wayne Cashman	65	4	11	15	20
Marty Howe	78	1	11	12	24
Randy Hillier	70	0	10	10	99
Normand Leveille	9	3	6	9	0
Steve Kasper	24	2	6	8	24
Gord Kluzak	70	1	6	7	105
Dave Barr	10	1	1	2	7
Pete Peeters	62	0	2	2	33
Mike Gillis	5	0	1	1	0
Stan Jonathan	1	0	0	0	0
Larry Melnyk	1	0	0	0	0
Scott McLellan	2	0	0	0	0
Marco Baron	9	0	0	0	4
Mike Moffat	13	0	0	0	2

<b>Goaltender</b>	<b>GP</b>	<b>MINS</b>	<b>W-L-T</b>	<b>GA</b>	<b>GAA</b>
Pete Peeters	62	3611	40-11-9	142	2.36
Marco Baron	9	516	6-3-0	33	3.84
Mike Moffat	13	673	4-6-1	49	4.37



Pete Peeters won the Vezina Trophy in 1982-83 as the first Boston goaltender to capture the award since 1941-42.

## 1982-83 NOTABLES:

Home Record.....	28-6-6
Road Record.....	22-14-4
Overall Record.....	50-20-10

- The Bruins win the Adams Division title, reaching the 50-win mark for the sixth time in their history.
- Pete Peeters wins the Vezina Trophy as the league's top goaltender and earns a First Team All-Star berth as well.
- Ray Bourque is named to the Second All-Star Team.
- Barry Pederson ranks sixth overall in the league's scoring race.
- October 23, 1982: Normand Leveille suffers a career-ending cerebral hemorrhage during the first intermission of a game in Vancouver.
- February 3, 1983: Wayne Cashman plays his 1,000th NHL game in a 5-3 win over Quebec.
- February 13, 1983: Pete Peeters extends his unbeaten streak to 31 games at 26-0-5 with a 3-1 win over Vancouver. It is the second longest such streak in NHL history, trailing only Gerry Cheevers' NHL mark of 32 games.
- March 8, 1983: Ray Bourque becomes the first Bruins defenseman since Bobby Orr to record a hat trick.

## 1983-84


Gm	Date	Opponent	Score
1	Oct. 6	Quebec	W 9-3
2	8	at Hartford	L 3-4
3	9	Hartford	W 4-1
4	13	Montreal	W 4-2
5	15	Buffalo	W 5-3
6	18	at Quebec	L 3-5
7	20	at Philadelphia*	T 3-3
8	22	at Pittsburgh	W 6-1
9	25	at Chicago	L 1-5
10	27	at Minnesota	W 8-1
11	29	at St. Louis	W 3-2
12	Nov. 3	St. Louis	W 9-5
13	5	at Montreal	W 10-4
14	6	Los Angeles	W 7-3
15	9	at Buffalo	L 1-3
16	12	at Quebec	W 6-4
17	13	Washington	W 4-2
18	17	Toronto	W 4-1

19	Nov.	19	NY Rangers*	T	6-6
20		22	at Montreal	L	2-4
21		24	Quebec	L	3-6
22		26	New Jersey	W	6-2
23	Dec.	1	Vancouver	W	7-1
24		3	Minnesota	L	2-6
25		5	at Washington	W	4-1
26		6	at Pittsburgh	W	5-3
27		8	Montreal	W	6-2
28		10	Buffalo	L	2-4
29		11	Winnipeg	W	4-2
30		15	Hartford	W	4-2
31		17	Chicago	L	2-5
32		18	at Chicago	W	5-1
33		20	at Hartford	W	7-2
34		22	Minnesota	L	2-4
35		26	at Buffalo	W	2-1
36		28	at Calgary	W	5-3
37		30	at Edmonton	L	0-2
38		31	at Vancouver*	T	5-5
39	Jan.	3	at NY Islanders	W	4-2
40		5	Quebec	L	3-8
41		7	NY Rangers	W	5-2
42		11	at Detroit	W	7-2
43		12	at St. Louis	W	6-2
44		14	Pittsburgh	W	7-3
45		16	NY Islanders	W	2-0
46		17	at Quebec	L	3-7
47		19	Quebec	W	4-3
48		21	at Hartford	W	2-0
49		23	Buffalo	L	3-5
50		28	Winnipeg	W	5-2
51		29	Montreal	L	2-7
52	Feb.	2	Buffalo	W	5-3
53		4	Philadelphia	W	8-5
54		5	Detroit	L	5-6
55		8	at Toronto	L	4-6
56		9	Toronto	L	3-6
57		11	Edmonton	W	4-1
58		15	at Buffalo	L	4-7
59		17	at Edmonton	L	2-5
60		18	at Calgary*	T	5-5
61		21	at Vancouver	W	5-2
62		22	at Los Angeles	W	6-3
63		25	at Winnipeg	L	2-5
64		27	at Buffalo	W	3-1
65	Mar.	1	Los Angeles*	W	4-3
66		3	Hartford*	T	3-3
67		4	at Hartford	L	4-6
68		8	Calgary	W	3-2
69		10	at Montreal	W	4-2
70		11	Washington	L	1-2
71		14	at Detroit	W	4-2
72		15	at Philadelphia	L	3-6
73		17	New Jersey	L	3-5
74		20	at NY Rangers	W	6-4
75		22	NY Islanders*	T	3-3
76		24	at Montreal	W	5-2
77		27	at Quebec	W	6-4
78		29	Hartford	W	4-3
79		31	Montreal	W	2-1
80	Apr.	1	at New Jersey	W	3-1

Player	GP	G	A	PTS	PIM
Barry Pederson	80	39	77	116	64
Rick Middleton	80	47	58	105	14
Ray Bourque	78	31	65	96	57
Tom Fergus	69	25	36	61	12
Mike O'Connell	75	18	42	60	42
Keith Crowder	63	24	28	52	128
Mike Krushelnyski	66	25	20	45	55
Craig MacTavish	70	20	23	43	35
Gord Kluzak	80	10	27	37	135
Peter McNab	52	14	16	30	10
Nevin Markwart	70	14	16	30	121
Dave Silk	35	13	17	30	64
Terry O'Reilly	58	12	18	30	124
Jim Nill/Vancouver	51	9	6	15	78
/Boston	27	3	2	5	81
/Total	78	12	8	20	159
Bruce Crowder	74	6	14	20	44
Mike Milbury	74	2	17	19	159
Guy Lapointe	45	2	16	18	34
Mike Gillis	50	6	11	17	35
Randy Hillier	69	3	12	15	125
Steve Kasper	27	3	11	14	19
Luc Dufour	41	6	4	10	47
Dave Donnelly	16	3	4	7	2
Lyndon Byers	10	2	4	6	32
Doug Kostynski	9	3	1	4	2
Greg Johnston	15	2	1	3	2
John Blum/Edmonton	4	0	1	1	2
/Boston	12	1	1	2	30

/Total	16	1	2	3	32
Brian Curran	16	1	1	2	57
Jim Schoenfeld	39	0	2	2	20
Dave Reid	8	1	0	1	2
Geoff Courtall	4	0	0	0	0
Mike Moffat	4	0	0	0	0
Doug Keans	33	0	0	0	2
Pete Peeters	50	0	0	0	36

<b>Goaltender</b>	<b>GP</b>	<b>MINS</b>	<b>W-L-T</b>	<b>GA</b>	<b>GAA</b>
Doug Keans	33	1779	19-8-3	92	3.10
Pete Peeters	50	2868	29-16-2	151	3.16
Mike Moffat	4	186	1-1-1	15	4.84



Mike O'Connell set a club record for defenseman with a seven-game goal streak in 1983-84.

## 1983-84 NOTABLES:

Home Record.....	25-12-3
Road Record.....	24-13-3
Overall Record.....	49-25-6

- The Bruins win the Adams Division crown for the second straight year.
- Linemates Barry Pederson (sixth) and Rick Middleton (tenth) rank among the league's scoring leaders.
- Ray Bourque is named to the First All-Star Team.
- October 20, 1983: The Bruins and Flyers play to a 3-3 tie in Boston's first overtime game since March 7, 1942.
- January 7, 1984: Mike O'Connell scores a goal in Quebec, extending his goal streak to seven games, the longest ever by a club defenseman.
- March 14, 1984: Barry Pederson hits the 100-point mark for the second straight season with two goals in Detroit.
- March 27, 1984: Barry Pederson ties a club record with four goals and adds an assist in a 6-4 win in Quebec. Rick Middleton has a 1-3=4 effort in reaching 100 points for the second time in his career.

## 1984-85

Gm	Date	Opponent	Score
1	Oct. 11	Pittsburgh	W 4-3
2	13	at Hartford*	L 2-3
3	14	Hartford	W 4-2
4	16	at Edmonton	L 2-7
5	19	at Calgary	L 2-8
6	21	at Winnipeg	L 2-3
7	24	at St. Louis	W 4-1
8	27	at NY Islanders	W 8-3
9	28	at NY Rangers	W 6-4
10	Nov. 1	Quebec	W 7-1
11	3	at Montreal	L 1-3
12	4	NY Islanders	W 6-2
13	8	Detroit	W 5-2
14	10	at Detroit	W 4-2
15	11	St. Louis*	T 1-1
16	14	at Buffalo	L 2-4
17	15	New Jersey	W 5-3
18	17	Philadelphia	L 3-5
19	21	at Philadelphia	L 3-4
20	24	Chicago	L 1-2
21	25	Montreal	W 7-4
22	29	Edmonton	L 2-4
23	Dec. 1	Washington*	L 4-5
24	3	at Quebec*	T 3-3
25	5	at Buffalo*	T 3-3
26	6	Montreal	L 1-3
27	8	Buffalo	L 1-3
28	12	at NY Rangers*	T 3-3
29	13	Quebec*	T 5-5
30	15	Vancouver*	W 2-1
31	18	at Montreal	W 6-4
32	19	at Hartford	L 5-6




# REGULAR SEASON SCORING & RESULTS

33	Dec.	22	at Toronto	L	4-6
34		23	Minnesota	W	4-3
35		27	at Los Angeles*	T	6-6
36		29	at Minnesota	W	5-3
37		30	at Winnipeg	W	5-3
38	Jan.	1	at Washington	L	1-5
39		5	NY Rangers*	T	3-3
40		7	Los Angeles*	W	5-4
41		9	at Toronto	W	5-3
42		10	Buffalo	L	0-3
43		12	Detroit	W	4-3
44		15	at New Jersey	W	3-2
45		17	Calgary	L	3-4
46		19	at Quebec	L	3-4
47		21	Montreal	W	3-1
48		24	Buffalo	W	5-2
49		26	Hartford	L	2-3
50		27	at Hartford	W	8-4
51		30	at Buffalo	L	2-6
52		31	Quebec	W	6-5
53	Feb.	2	Winnipeg	L	3-4
54		7	Hartford	W	7-5
55		9	Chicago	L	5-6
56		10	at Chicago	L	3-4
57		14	at Los Angeles*	T	3-3
58		16	at Vancouver*	L	2-3
59		20	at Minnesota	W	3-2
60		23	at NY Islanders	L	1-7
61		28	Philadelphia	W	6-1
62	Mar.	2	Vancouver	W	5-0
63		5	at Quebec	L	4-6
64		7	Hartford	W	4-0
65		9	Pittsburgh*	L	5-6
66		10	at Washington	W	3-2
67		13	at Pittsburgh	W	7-3
68		14	at New Jersey	W	7-4
69		16	Calgary	L	3-5
70		18	Quebec	L	4-8
71		21	St. Louis*	T	1-1
72		23	at Hartford	L	2-5
73		24	at Buffalo	W	4-3
74		26	at Montreal	L	3-5
75		28	Edmonton	W	6-3
76		30	Montreal	L	3-7
77	Apr.	2	at Quebec	L	4-6
78		4	Buffalo	W	5-3
79		6	at Montreal*	T	4-4
80		7	Toronto	W	5-1

Player	GP	G	A	PTS	PIM
Ray Bourque	73	20	66	86	53
Rick Middleton	80	30	46	76	6
Ken Linseman	74	25	49	74	126
Tom Fergus	79	30	43	73	75
Keith Crowder	79	32	38	70	152
Charlie Simmer/Los Angeles	5	1	0	1	4
/Boston	63	33	30	63	35
/Total	68	34	30	64	39
Mike O'Connell	78	15	40	55	64
Butch Goring/NY Islanders	29	2	5	7	2
/Boston	39	13	21	34	6
/Total	68	15	26	41	8
Steve Kasper	77	16	24	40	33
Louis Sleigher/Quebec	6	1	2	3	0
/Boston	70	12	19	31	45
/Total	76	13	21	34	45
Terry O'Reilly	63	13	17	30	168
Geoff Courtnall	64	12	16	28	82
Dave Reid	35	14	13	27	27
Morris Lukowich/Winnipeg	47	5	9	14	31
/Boston	22	5	8	13	21
/Total	69	10	17	27	52
Mats Thelin	73	5	13	18	78
John Blum	75	3	13	16	263
Mike Milbury	78	3	13	16	152
Dave Donnelly	38	6	8	14	46
Dave Silk	29	7	5	12	22
Barry Pederson	22	4	8	12	10
Lyndon Byers	33	3	8	11	41
Jim Nill	49	1	9	10	62
Frank Simonetti	43	1	5	6	26
Nevin Markwart	26	0	4	4	36
Brian Curran	56	0	1	1	158
Doug Morrison	1	0	0	0	2
Don Sylvestri	3	0	0	0	2
Greg Johnston	6	0	0	0	0
Doug Kostynski	6	0	0	0	2
Cleon Daskalakis	8	0	0	0	0
Doug Keans	25	0	0	0	6
Pete Peeters	51	0	0	0	20

Goaltender	GP	MINS	W-L-T	GA	GAA
Doug Keans	25	1497	16-6-3	82	3.29

Pete Peeters	51	2975	19-26-4	172	3.47
Don Sylvestri	3	102	0-0-2	6	3.53
Cleon Daskalakis	8	289	1-2-1	24	4.98



Charlie Simmer was one of four 30-goal scorers for the Bruins in 1984-85.

## 1984-85 NOTABLES:

Home Record.....	21-15-4
Road Record.....	15-19-6
Overall Record.....	36-34-10

- Ray Bourque earns his fourth NHL First Team All-Star berth.
- Bourque sets an NHL record for point streak by a defenseman with four goals and 24 assists during a 17-game stretch from October 27-December 3.

## 1985-86

Gm	Date	Opponent	Score
1	Oct. 10	Toronto	W 3-1
2	12	at Detroit	W 9-2
3	13	Montreal	W 7-2
4	16	at Vancouver*	T 3-3
5	18	at Edmonton	L 2-3
6	19	at Calgary	W 6-3
7	22	at Los Angeles	W 5-2
8	27	at NY Rangers	L 1-2
9	29	at New Jersey	W 6-4
10	31	Los Angeles	W 7-4
11	Nov. 2	Chicago	W 5-4
12	5	at Quebec	L 5-7
13	7	Hartford	W 2-1
14	9	at Philadelphia	L 3-5
15	10	Minnesota	W 2-1
16	13	at Buffalo	L 4-6
17	14	at Toronto*	T 6-6
18	16	Washington*	T 2-2
19	18	at Montreal	L 2-6
20	21	NY Islanders*	T 4-4
21	23	Philadelphia	W 5-4
22	28	Quebec	L 0-3
23	30	at Quebec	L 0-2
24	Dec. 1	New Jersey	W 4-2
25	5	Montreal	W 8-6
26	7	at Hartford	L 2-7
27	8	Buffalo*	T 3-3
28	10	at Philadelphia	L 4-7
29	12	Quebec*	T 1-1
30	14	NY Rangers	W 4-2
31	19	Hartford	W 2-1
32	21	Minnesota	W 5-2
33	22	at Buffalo	L 3-5
34	26	at Pittsburgh	L 3-4
35	28	at St. Louis	W 5-1
36	29	at Chicago	L 3-4
37	31	at Buffalo*	T 6-6
38	Jan. 2	at NY Islanders	L 5-7
39	4	Buffalo	W 4-0
40	8	at Montreal	L 3-5
41	9	St. Louis	L 2-7
42	11	Winnipeg	W 8-4
43	13	Edmonton	L 3-5
44	16	Calgary	W 3-2
45	19	at Winnipeg	W 2-1
46	22	at Detroit*	L 5-6
47	23	Winnipeg	W 7-5
48	25	Detroit	W 6-3
49	27	Hartford	W 6-3
50	29	at Hartford*	W 5-4
51	Feb. 1	at Montreal	L 1-2
52	2	Pittsburgh	W 3-2
53	6	Buffalo	L 6-8
54	8	NY Rangers	L 2-3
55	9	Quebec*	L 3-4

56	Feb.	11	at Chicago	L	4-5
57		15	at St. Louis	L	1-5
58		16	at Minnesota	W	5-3
59		18	at Calgary	L	4-7
60		22	at Edmonton*	W	6-5
61		23	at Vancouver	W	6-1
62		25	at Quebec	W	7-4
63		27	Washington	L	1-2
64	Mar.	1	New Jersey	W	8-3
65		2	at Hartford	L	1-4
66		6	Quebec*	L	4-5
67		8	at Montreal	L	3-8
68		12	at Pittsburgh	W	5-2
69		13	Montreal	W	3-2
70		15	Vancouver*	T	1-1
71		20	Los Angeles	W	6-3
72		22	NY Islanders*	T	3-3
73		23	at Hartford*	T	5-5
74		25	at Washington	L	3-6
75		27	Montreal*	T	3-3
76		29	Buffalo	W	2-1
77		30	at Buffalo	W	5-3
78	Apr.	3	Toronto	W	4-2
79		5	at Quebec*	T	2-2
80		6	Hartford	L	3-4



Barry Pederson, with two 100-point seasons as a Bruin, played his final season in Boston in 1985-86.

Player	GP	G	A	PTS	PIM
Keith Crowder	78	38	46	84	177
Ken Linseman	64	23	58	81	95
Ray Bourque	74	19	58	77	68
Barry Pederson	79	29	47	76	60
Reed Larson/Detroit	67	19	41	60	109
/Boston	13	3	4	7	8
/Total	80	22	45	67	117
Charlie Simmer	55	36	24	60	42
Rick Middleton	49	14	30	44	10
Randy Burridge	52	17	25	42	28
Steve Kasper	80	17	23	40	73
Gord Kluzak	70	8	31	39	155
Geoff Courtnall	64	21	16	37	61
Dave Pasin	71	18	19	37	50
Kraig Nienhuis	71	16	14	30	37
Mike O'Connell	63	8	21	29	47
Michael Thelven	60	6	20	26	48
Nevin Markwart	65	7	15	22	207
Bill Derlago/Toronto	1	0	0	0	0
/Boston	39	5	16	21	15
/Total	40	5	16	21	15
Dave Reid	37	10	10	20	10
Dwight Foster/Detroit	55	6	12	18	48
/Boston	13	0	0	0	4
/Total	68	6	12	18	52
John Blum	61	1	7	8	80
Mike Milbury	22	2	5	7	102
Brian Curran	43	2	5	7	192
Louis Sleigher	13	4	2	6	20
Alain Cote	32	0	6	6	14
Mats Thelin	31	2	3	5	29
Morris Lukowich	14	1	4	5	10
Jay Miller	46	3	0	3	178
Lyndon Byers	5	0	2	2	9
Pete Peeters	8	0	2	2	4
Greg Johnston	20	0	2	2	0
Frank Simonetti	17	1	0	1	14
Doug Keans	30	0	1	1	12
Wade Campbell/Winnipeg	24	0	1	1	27
/Boston	8	0	0	0	15
/Total	32	0	1	1	42
Cleon Daskalakis	2	0	0	0	0
John Carter	3	0	0	0	0
Bill Ranford	4	0	0	0	0
Dave Donnelly	8	0	0	0	17
Pat Riffin	39	0	0	0	4

# REGULAR SEASON SCORING & RESULTS

Goaltender	GP	MINS	W-L-T	GA	GAA
Bill Ranford	4	240	3-1-0	10	2.50
Pat Riggan	39	2272	17-11-8	127	3.35
Doug Keans	30	1757	14-13-3	107	3.65
Pete Peeters	8	485	3-4-1	31	3.84
Cleon Daskalakis	2	120	0-2-0	10	5.00

## 1985-86 NOTABLES:

Home Record.....	24-9-7
Road Record.....	13-22-5
Overall Record.....	37-31-12

- Ray Bourque earns Second Team All-Star honors.
- Charlie Simmer becomes the first Bruin to win the Master-ton Trophy for "sportsmanship, perseverance and dedication to hockey".


## 1986-87

Gm	Date	Opponent	Score
1	Oct. 9	Calgary	L 4-5
2	11	at New Jersey	L 4-5
3	12	Hartford	W 7-2
4	14	at Winnipeg	W 2-1
5	16	at Minnesota	W 5-3
6	18	at Los Angeles	W 4-1
7	22	at Vancouver	L 1-5
8	24	at Edmonton	L 2-6
9	26	at Calgary	W 6-0
10	30	Montreal*	T 3-3
11	Nov. 1	at Philadelphia	L 2-4
12	2	Buffalo	L 1-7
13	5	at Buffalo	L 3-8
14	8	at Quebec	W 5-1
15	12	at Pittsburgh	L 1-2
16	13	Edmonton*	W 4-3
17	15	New Jersey*	T 5-5
18	17	at Montreal*	L 2-3
19	19	at Buffalo*	T 4-4
20	20	Montreal	L 1-3
21	22	St. Louis	W 6-5
22	24	at Toronto	W 3-2
23	26	at Washington	T 2-2
24	28	at Buffalo	L 3-4
25	29	Buffalo	W 6-2
26	Dec. 4	Quebec	W 3-2
27	6	Philadelphia	W 5-0
28	7	NY Islanders	W 3-1
29	11	Vancouver	W 4-2
30	13	at Montreal	W 4-2
31	14	at Quebec	W 6-2
32	18	Hartford	L 5-6
33	20	Chicago	L 2-6
34	23	at Hartford	L 0-2
35	27	at Los Angeles*	L 1-2
36	30	at St. Louis	L 3-4
37	Jan. 2	at New Jersey	W 7-2
38	3	at NY Islanders	W 5-4
39	5	Montreal	L 1-2
40	8	Detroit*	T 4-4
41	10	Philadelphia	L 4-5
42	12	NY Rangers	W 4-1
43	14	at Hartford	L 0-2
44	15	Hartford	W 6-4
45	17	Pittsburgh	W 4-2
46	20	at Quebec	W 5-3
47	22	Montreal	W 7-3
48	24	Calgary	W 5-3
49	26	Buffalo	W 6-2
50	29	Hartford	L 3-6
51	31	Winnipeg	W 6-3
52	Feb. 1	at NY Rangers	L 4-5
53	5	Pittsburgh	W 6-5
54	7	Toronto	W 8-5
55	8	Quebec	L 1-2
56	14	at Toronto	L 4-5
57	16	at Montreal	L 3-7
58	18	at Buffalo	L 3-4
59	20	at Winnipeg	L 2-6
60	21	at Minnesota	W 1-0
61	25	at Hartford	L 4-6
62	26	Quebec	W 6-2
63	28	Buffalo	W 5-1
64	Mar. 2	Detroit*	L 3-4
65	3	at NY Islanders*	T 4-4
66	5	at Hartford	L 2-10
67	7	Washington*	W 3-2
68	11	at NY Rangers	L 2-3
69	12	St. Louis	W 6-4
70	14	Chicago*	T 4-4
71	17	at Detroit	L 1-3

72	Mar. 19	Minnesota	W	6-2
73	21	Los Angeles	W	8-6
74	22	at Washington	L	3-4
75	26	Edmonton	W	4-1
76	28	Vancouver	W	2-1
77	29	at Chicago	W	8-6
78	31	at Quebec	W	4-3
79	Apr. 4	at Montreal	L	1-3
80	5	Quebec	L	4-6

Player	GP	G	A	PTS	PIM
Ray Bourque	78	23	72	95	36
Cam Neely	75	36	36	72	143
Charlie Simmer	80	29	40	69	59
Rick Middleton	76	31	37	68	6
Tom McCarthy	68	30	29	59	31
Keith Crowder	58	22	30	52	106
Steve Kasper	79	20	30	50	51
Ken Linseman	64	15	34	49	126
Thomas Gradin	64	12	31	43	18
Geoff Courtnall	65	13	23	36	117
Reed Larson	66	12	24	36	95
Greg Johnston	76	12	15	27	79
Mike Milbury	68	6	16	22	96
Michael Thelven	34	5	15	20	18
Nevin Markwart	64	10	9	19	225
Dwight Foster	47	4	12	16	37
Paul Boutilier	52	5	9	14	84
Allen Pedersen	79	1	11	12	71
Kraig Nienhuis	16	4	2	6	2
Dave Reid	12	3	3	6	0
Bob Sweeney	14	2	4	6	21
Lyndon Byers	18	2	3	5	53
Randy Burridge	23	1	4	5	16
Jay Miller	55	1	4	5	208
Mats Thelin	59	1	3	4	69
Wade Campbell	14	0	3	3	24
Doug Keans	36	0	2	2	24
Frank Simonetti	25	1	0	1	17
John Carter	8	0	1	1	0
Bill Ranford	41	0	1	1	8
Cleon Daskalakis	2	0	0	0	0
Alain Cote	3	0	0	0	0
Pat Riggan	10	0	0	0	0
Roberto Romano	1	0	0	0	0

Goaltender	GP	MINS	W-L-T	GA	GAA
Bill Ranford	41	2234	16-20-2	124	3.33
Doug Keans	36	1942	18-8-4	108	3.34
Pat Riggan	10	513	3-5-1	29	3.39
Cleon Daskalakis	2	97	2-0-0	7	4.33
Roberto Romano	1	60	0-1-0	6	6.00



Ray Bourque won the first of his five Norris Trophies in 1986-87.

## 1986-87 NOTABLES:

Home Record.....	25-11-4
Road Record.....	14-23-3
Overall Record.....	39-34-7

- Ray Bourque leads all league defensemen in scoring and finishes tenth overall in the Art Ross scoring race.
- Bourque wins his first of five Norris Trophies as the league's top defenseman in addition to First Team All-Star honors.
- November 8, 1986: Terry O'Reilly and Mike Milbury serve as co-coaches for a 5-1 win in Quebec before O'Reilly is named the club's new head coach.
- December 4, 1986: Ray Bourque scores the game-winning goal at 19:59 of the third period in a 3-2 win over Quebec.

## 1987-88

Gm	Date	Opponent	Score
1	Oct. 8	Washington	W 4-3
2	10	at Quebec*	L 5-6
3	11	Hartford	W 5-2
4	15	at Los Angeles	W 3-2
5	17	at Edmonton	L 3-4
6	18	at Calgary	W 6-5
7	21	at Vancouver	W 5-4
8	24	at St. Louis	L 0-4
9	29	Quebec	L 2-4
10	31	at Montreal*	T 3-3
11	Nov. 1	NY Islanders*	L 5-6
12	4	at Hartford*	T 2-2
13	5	Toronto	L 6-7
14	7	Pittsburgh	W 4-1
15	9	at Quebec	L 4-6
16	11	at Toronto	W 3-2
17	12	Montreal	W 3-2
18	14	Hartford	W 4-1
19	17	at Calgary	W 6-3
20	18	at Winnipeg	W 4-3
21	21	at Minnesota	W 7-5
22	22	at Detroit	W 1-0
23	25	at Washington	L 1-4
24	26	Winnipeg	W 5-3
25	28	Detroit*	L 2-3
26	30	at Montreal	L 4-5
27	Dec. 2	at Hartford	W 5-3
28	3	NY Rangers	W 4-3
29	5	Chicago	W 7-3
30	8	at Philadelphia	L 2-5
31	10	Los Angeles	W 4-3
32	12	Buffalo*	T 3-3
33	17	Vancouver*	W 3-2
34	19	St. Louis	L 5-7
35	20	at Chicago	W 4-2
36	22	Buffalo	W 9-0
37	26	at NY Islanders	L 1-2
38	27	at NY Rangers	L 1-4
39	30	at Pittsburgh*	T 4-4
40	31	at Buffalo	W 2-0
41	Jan. 2	Quebec	W 5-1
42	4	Edmonton*	T 2-2
43	7	at Pittsburgh	W 3-2
44	9	at St. Louis*	W 2-1
45	11	Hartford	L 3-4
46	13	at Montreal	L 4-5
47	14	Montreal	W 3-2
48	16	Buffalo	W 5-1
49	20	at Buffalo	L 3-5
50	21	Minnesota	W 6-1
51	23	Philadelphia	L 4-6
52	28	Quebec	W 3-0
53	30	NY Rangers	L 2-4
54	Feb. 1	at Chicago	W 5-3
55	4	Montreal	W 7-3
56	6	at Quebec	W 3-2
57	7	New Jersey	W 6-3
58	12	at Edmonton	W 7-4
59	13	at Vancouver	L 5-6
60	17	at Montreal	L 2-3
61	21	at New Jersey	W 4-1
62	23	at Hartford	L 2-3
63	25	Hartford	W 5-2
64	27	Minnesota	W 7-4
65	Mar. 3	Toronto	W 5-3
66	5	New Jersey*	L 6-7
67	6	at Buffalo	L 0-3
68	8	at Detroit	L 0-2
69	10	Los Angeles*	T 3-3
70	12	at Quebec	W 4-3
71	13	Washington	L 0-3
72	17	Calgary	L 5-7
73	19	Buffalo	L 3-4
74	20	at Buffalo	W 6-2
75	22	at Philadelphia	W 3-0
76	24	Winnipeg*	W 4-3
77	26	Quebec	W 6-2
78	31	Montreal	L 1-3
79	Apr. 2	at Hartford	L 2-4
80	3	NY Islanders	W 3-2

Player	GP	G	A	PTS	PIM
Ray Bourque	78	17	64	81	72
Ken Linseman	77	29	45	74	167
Steve Kasper	79	26	44	70	35
Cam Neely	69	42	27	69	175
Geoff Courtnall	62	32	26	58	108
Randy Burridge	79	27	28	55	105
Bob Sweeney	80	22	23	45	73
Keith Crowder	68	17	26	43	173

# REGULAR SEASON SCORING & RESULTS

Glen Wesley	79	7	30	37	69
Gord Kluzak	66	6	31	37	135
Reed Larson	62	10	24	34	93
Rick Middleton	59	13	19	32	11
Michael Thelven	67	6	25	31	57
Lyndon Byers	53	10	14	24	236
Jay Miller	78	7	12	19	302
Billy O'Dwyer	77	7	10	17	83
Craig Janney	15	7	9	16	0
Nevin Markwart	25	1	12	13	85
Bobby Joyce	15	7	5	12	10
Tom McCarthy	7	2	5	7	6
Allen Pedersen	78	0	6	6	90
Frank Simonetti	30	2	3	5	19
Willi Plett	65	2	3	5	170
Tommy Lehmann	9	1	3	4	6
Doug Keans	30	0	2	2	2
Bruce Shoenbottom	3	0	1	1	0
John Carter	4	0	1	1	2
Wade Campbell	6	0	1	1	21
Mike Stevens	7	0	1	1	9
John Blum	19	0	1	1	70
Kraig Nienhuis	1	0	0	0	0
Greg Hawgood	1	0	0	0	0
Alain Cote	2	0	0	0	0
Paul Beraldo	3	0	0	0	0
Alan May	3	0	0	0	15
Dave Reid	3	0	0	0	0
Moe Lemay/Edmonton	4	0	0	0	0
/Boston	2	0	0	0	0
/Total	6	0	0	0	0
Andy Moog	6	0	0	0	0
Taylor Hall	7	0	0	0	4
Reggie Lemelin	49	0	0	0	2
<b>Goaltender</b>	<b>GP</b>	<b>MINS</b>	<b>W-L-T</b>	<b>GA</b>	<b>GAA</b>
Andy Moog	6	360	4-2-0	17	2.83
Reggie Lemelin	49	2828	24-17-6	138	2.93
Doug Keans	30	1660	16-11-0	90	3.25

## 1987-88 NOTABLES:

Home Record.....	24-13-3
Road Record.....	20-17-3
Overall Record.....	44-30-6



Phil Esposito's number 7 was honored by the Bruins and Ray Bourque on December 3, 1987.

- Ray Bourque wins the Norris Trophy and First Team All-Star honors for the second straight season.
- Cam Neely is named to the Second All-Star Team.
- Ray Bourque sets a team record by a defenseman with a 19-game point streak from January 16-March 5 (6-21=27 totals). It is the second-longest such streak by a defenseman in league history.
- December 3, 1987: Phil Esposito's number 7 is retired by the team in pre-game ceremonies that saw Ray Bourque remove his #7 jersey, displaying the #77 that he would wear from that game on.
- December 19, 1987: The Bruins and Blues combine for the fastest two goals in NHL history in just two seconds during the third period, as Boston's Ken Linseman scores at 19:50 and St. Louis' Doug Gilmour tallies into an empty net at 19:52.
- March 13, 1988: Rick Middleton plays his 1,000th NHL game vs. Washington.
- March 19, 1988: Jay Miller sets a club single-season penalty minute record with 273. He ends the season with 302.

## 1988-89


Gm	Date	Opponent	Score
1	Oct. 6	Toronto	W 2-1

2	Oct. 8	at Hartford	W 6-2
3	9	Hartford	W 3-1
4	12	at Los Angeles	L 2-6
5	15	at Minnesota	L 1-5
6	16	at Chicago	W 10-3
7	19	at Winnipeg	W 5-2
8	22	at St. Louis	W 5-2
9	25	Montreal*	T 1-1
10	27	Quebec	W 6-2
11	29	Buffalo*	T 3-3
12	30	at Buffalo*	T 3-3
13	Nov. 2	at Toronto	W 7-2
14	3	Hartford	L 3-5
15	6	Vancouver	W 4-2
16	11	at NY Rangers	T 4-4
17	12	Calgary	L 1-2
18	15	at Quebec*	T 5-5
19	17	Montreal	L 2-5
20	18	at Detroit	L 2-5
21	20	Detroit*	L 4-5
22	23	at Montreal	L 0-2
23	24	Philadelphia*	W 2-1
24	26	Chicago	W 8-2
25	29	at Philadelphia	L 1-5
26	Dec. 1	Minnesota	L 1-4
27	3	at Washington*	T 1-1
28	4	Pittsburgh*	T 3-3
29	6	at NY Islanders	W 4-3
30	8	Buffalo	L 2-4
31	10	NY Rangers*	T 1-1
32	12	at Montreal	L 1-3
33	15	Edmonton*	W 4-3
34	17	Quebec*	T 2-2
35	18	at Quebec	L 2-4
36	21	at Hartford	W 4-3
37	22	Montreal	L 2-4
38	26	at Buffalo	L 1-2
39	29	at New Jersey	W 6-2
40	Jan. 2	St. Louis	W 8-7
41	5	NY Islanders	L 3-5
42	7	at Montreal	L 1-3
43	8	at Quebec	W 4-2
44	12	Montreal	L 3-5
45	14	Detroit*	T 5-5
46	15	at Washington	W 4-3
47	19	Calgary	L 2-7
48	21	Buffalo*	L 5-6
49	22	at Buffalo	L 4-6
50	25	at Toronto*	W 2-1
51	26	St. Louis	W 4-2
52	28	Winnipeg	L 3-4
53	Feb. 1	at Minnesota*	T 4-4
54	3	at Winnipeg	W 4-2
55	5	Pittsburgh	L 2-5
56	9	Los Angeles	W 4-1
57	11	Edmonton	W 5-2
58	14	at Vancouver	L 2-5
59	15	at Los Angeles	W 7-3
60	18	at Calgary	W 4-3
61	19	at Edmonton	W 4-2
62	25	at Hartford	W 9-1
63	28	at New Jersey*	T 3-3
64	Mar. 2	Quebec	W 5-2
65	4	Vancouver	W 6-4
66	5	at NY Rangers	W 5-0
67	7	at NY Islanders	W 2-1
68	9	Washington	L 2-7
69	11	Buffalo*	T 6-6
70	12	at Buffalo	L 2-3
71	14	at Pittsburgh	W 8-2
72	16	Quebec*	T 2-2
73	18	Philadelphia	W 6-3
74	19	Hartford	L 2-3
75	22	at Hartford	L 2-4
76	23	New Jersey	W 5-3
77	25	Chicago	W 6-3
78	27	at Montreal	L 2-5
79	Apr. 1	at Quebec	W 5-4
80	2	Hartford	W 3-2

Player	GP	G	A	PTS	PIM
Cam Neely	74	37	38	75	190
Ken Linseman	78	27	45	72	164
Craig Janney	62	16	46	62	12
Randy Burridge	80	31	30	61	39
Ray Bourque	60	18	43	61	52
Glen Wesley	77	19	35	54	61
Bobby Joyce	77	18	31	49	46
Greg Hawgood	56	16	24	40	84
Bob Carpenter/Los Angeles	39	11	15	26	16
/Boston	18	5	9	14	10
/Total	57	16	24	40	26
Andy Brickley	71	13	22	35	20

Keith Crowder	69	15	18	33	147
Garry Galley	78	8	22	30	80
Bob Sweeney	75	14	14	28	104
Steve Kasper	49	10	16	26	49
John Carter	44	12	10	22	24
Michael Thelven	40	3	18	21	71
Greg Johnston	57	11	9	20	32
Ray Neufeld/Winnipeg	31	5	2	7	52
/Boston	14	1	3	4	28
/Total	45	6	5	11	80
Don Sweeney	36	3	5	8	20
Tommy Lehmann	26	4	2	6	10
Jay Miller	37	2	4	6	168
Allen Pedersen	51	0	6	6	69
Alain Cote	31	2	3	5	51
Bruce Shoenbottom	29	1	3	4	44
Lyndon Byers	49	0	4	4	218
Billy O'Dwyer	19	1	2	3	8
Robert Cimetta	7	2	0	2	0
Paul Guay/Los Angeles	2	0	0	0	2
/Boston	5	0	2	2	0
/Total	7	0	2	2	2
Gord Kluzak	3	0	1	1	2
Ray Podloski	8	0	1	1	17
Stephane Quintal	26	0	1	1	29
Reggie Lemelin	40	0	1	1	6
Andy Moog	41	0	1	1	6
Dale Dunbar	1	0	0	0	0
Ron Flockhart	4	0	0	0	0
Paul Beraldo	7	0	0	0	4
Carl Mokosak	7	0	0	0	31
Moe Lemay	12	0	0	0	23

Goaltender	GP	MINS	W-L-T	GA	GAA
Reggie Lemelin	40	2396	19-15-6	120	3.01
Andy Moog	41	2486	18-14-8	133	3.21



Randy Burridge was second on the team in goals in 1988-89 with 31.

## 1988-89 NOTABLES:

Home Record.....	17-15-8
Road Record.....	20-14-6
Overall Record.....	37-29-14

- Ray Bourque is named a Second Team All-Star.
- October 16, 1988: Cam Neely ties a club record for points in a game with 3-4=7 totals in a 10-3 win in Chicago. Glen Wesley has a 1-5=6 effort in the game, including tying a team mark with four second period assists.
- March 19, 1989: Michael Thelven scores a shorthanded goal from his own end when a carom from his clearing pass eludes Hartford goaltender Peter Sidorkiewicz, who had come out from the goal to pass the puck back up ice.

## 1989-90

Gm	Date	Opponent	Score
1	Oct. 5	Pittsburgh	W 5-4
2	7	at Quebec	L 1-4
3	9	Montreal	W 2-0
4	11	at Montreal	L 2-4
5	13	at Edmonton*	T 3-3
6	15	at Vancouver	L 6-7
7	17	at Los Angeles	W 3-2
8	20	at Edmonton	W 3-0
9	21	at Calgary	L 2-5
10	26	Quebec	W 4-2
11	28	Hartford	L 0-1
12	29	at Buffalo	L 3-4
13	Nov. 2	Los Angeles*	W 5-4
14	4	Buffalo*	T 3-3
15	9	Edmonton	W 6-2
16	10	at Washington	W 5-3
17	15	at Hartford	W 5-2
18	16	Montreal	W 3-2



# REGULAR SEASON SCORING & RESULTS

19	Nov.	18	New Jersey	W	6-4
20		21	at Detroit*	W	2-1
21		23	Toronto	W	6-0
22		25	at Montreal	L	3-5
23		28	at St. Louis	W	5-1
24		30	Buffalo	W	5-1
25	Dec.	2	St. Louis	L	1-2
26		3	at Philadelphia	W	2-1
27		5	at Quebec*	T	3-3
28		7	Hartford	L	3-4
29		9	Washington	L	3-7
30		12	at Pittsburgh	L	5-7
31		13	at Buffalo	W	4-2
32		16	Buffalo	L	1-3
33		17	at New Jersey	L	1-3
34		20	at Hartford	L	3-4
35		21	Minnesota	W	4-2
36		23	Detroit	W	6-5
37		26	Toronto	W	6-4
38		29	at Buffalo*	W	4-3
39		30	at Toronto*	L	6-7
40	Jan.	2	at Pittsburgh	W	5-2
41		4	Winnipeg	W	4-2
42		6	Washington	W	5-3
43		7	at Buffalo	W	2-1
44		11	Quebec	W	3-1
45		13	NY Rangers	L	2-3
46		15	Hartford	W	4-1
47		17	at Hartford*	T	5-5
48		18	Calgary*	T	2-2
49		23	at Quebec	W	9-2
50		25	NY Islanders	W	5-2
51		27	Philadelphia	W	2-1
52		29	at Montreal	W	2-1
53	Feb.	1	Montreal	L	2-4
54		3	NY Rangers	L	1-2
55		4	at Quebec	W	3-2
56		6	at Detroit	W	2-0
57		8	Quebec	W	5-1
58		10	NY Islanders*	L	3-4
59		11	Vancouver	L	2-4
60		14	at Winnipeg	L	2-3
61		18	at Vancouver	W	7-2
62		20	at Calgary	W	5-3
63		22	at Chicago	W	6-3
64		24	at Minnesota	W	3-2
65		26	at NY Rangers	L	1-6
66	Mar.	1	Montreal	W	5-3
67		3	Chicago	W	4-3
68		4	at Chicago	W	4-1
69		6	at Philadelphia	W	2-1
70		8	Buffalo	L	4-10
71		10	at NY Islanders*	T	3-3
72		11	at Hartford	W	4-3
73		15	Winnipeg*	T	3-3
74		17	Los Angeles	L	4-5
75		22	Quebec	W	7-3
76		24	Minnesota	L	6-7
77		27	at St. Louis	W	3-0
78		29	Hartford	W	3-2
79		31	at Montreal*	T	2-2
80	Apr.	1	New Jersey*	T	3-3



Reggie Lemelin combined with Andy Moog to win the Jennings Trophy for the fewest goals allowed in 1989-90.

Player	GP	G	A	PTS	PIM
Cam Neely	76	55	37	92	117
Ray Bourque	76	19	65	84	50
Craig Janney	55	24	38	62	4
Bob Carpenter	80	25	31	56	97
Bob Sweeney	70	22	24	46	93
Dave Poulin/Philadelphia	28	9	8	17	12
/Boston	32	6	19	25	12
/Total	60	15	27	42	24

Brian Propp/Philadelphia	40	13	15	28	31
/Boston	14	3	9	12	10
Brian Propp/Total	54	16	24	40	41
Dave Christian/Washington	28	3	8	11	4
/Boston	50	12	17	29	8
/Total	78	15	25	40	12
Andy Brickley	43	12	28	40	8
John Carter	76	17	22	39	26
Greg Hawgood	77	11	27	38	76
Glen Wesley	78	9	27	36	48
Garry Galley	71	8	27	35	75
Randy Burridge	63	17	15	32	47
Bobby Gould	77	8	17	25	92
Ken Linseman	32	6	16	22	66
Jim Wiemer	61	5	14	19	63
Robert Cimetta	47	8	9	17	33
Brian Lawton/Hartford	13	2	1	3	6
/Quebec	14	5	6	11	10
/Boston	8	0	0	0	14
/Total	35	7	7	14	30
Peter Douris	36	5	6	11	15
Lyndon Byers	43	4	4	8	159
Don Sweeney	58	3	5	8	58
Mike Millar	15	1	4	5	0
Jarmo Kekalainen	11	2	2	4	8
Stephane Quintal	38	2	2	4	22
Nevin Markwart	8	1	2	3	15
Bobby Joyce	23	1	2	3	22
Allen Pedersen	68	1	2	3	71
Andy Moog	46	0	3	3	18
Wes Walz	2	1	1	2	0
Greg Johnston	9	1	1	2	6
Michael Thelven	6	0	2	2	23
Gord Kluzak	8	0	2	2	11
Bob Beers	3	0	1	1	6
Billy O'Dwyer	6	0	1	1	2
Ray Neufeld	1	0	0	0	0
Ron Hoover	2	0	0	0	0
John Blum	2	0	0	0	0
Bruce Shoenbottom	2	0	0	0	4
Graeme Townshend	4	0	0	0	7
Lou Crawford	7	0	0	0	20
Reggie Lemelin	43	0	0	0	32

Goaltender	GP	MINS	W-L-T	GA	GAA
Reggie Lemelin	43	2318	22-15-2	108	2.80
Andy Moog	46	2538	24-10-7	122	2.88

## 1989-90 NOTABLES:

Home Record.....	23-13-4
Road Record.....	23-12-5
Overall Record.....	46-25-9

- The Bruins win the President's Trophy and are the only team in the league to reach the 100-point mark at 101.
- Reggie Lemelin and Andy Moog combine to win the Jennings Trophy for the fewest goals allowed.
- Ray Bourque wins his third Norris Trophy and is named a First Team All-Star for the seventh time.
- Cam Neely earns Second Team All-Star honors.
- Gord Kluzak wins the Masterton Trophy.
- October 9, 1989: Reggie Lemelin records a 2-0 win in the Bruins' first shutout of Montreal in Boston since March 8, 1970 and first overall since January 19, 1974.
- November 30, 1989: Cam Neely extends his goal scoring streak to eight games, the second-longest in club history.
- March 10, 1990: Cam Neely scores his 50th goal of the season in a 3-3 tie at NY Islanders.

## 1990-91

Gm	Date	Opponent	Score
1	Oct. 4	Philadelphia	W 4-1
2	6	Quebec	W 7-1
3	7	at Quebec	W 5-2
4	10	at Winnipeg	W 4-2
5	11	at Minnesota*	T 3-3
6	13	at Los Angeles	L 1-7
7	17	at Vancouver	L 1-3
8	19	at Edmonton	L 1-8
9	20	at Calgary	L 1-8
10	25	Vancouver	W 4-2
11	27	Chicago	W 5-4
12	31	at Buffalo*	T 3-3
13	Nov. 1	St. Louis*	W 3-2
14	3	Buffalo	L 1-4
15	5	at NY Rangers*	W 3-2
16	7	at Montreal	W 2-0
17	10	Pittsburgh*	T 3-3
18	11	at Washington	W 5-3
19	14	at Hartford	L 1-3


20	Nov.	15	Quebec	W	6-0
21		17	Montreal*	T	1-1
22		19	at Toronto	W	5-2
23		23	Hartford	L	3-4
24		24	at Hartford	W	4-3
25		29	Edmonton	W	4-2
26	Dec.	1	NY Rangers	L	4-5
27		4	at Detroit*	W	5-4
28		6	Montreal	L	4-6
29		8	at Montreal	L	1-7
30		9	at Buffalo	W	3-2
31		12	at Hartford	W	5-1
32		13	Hartford	W	8-2
33		15	New Jersey*	T	1-1
34		18	at New Jersey	L	3-8
35		20	Buffalo	W	4-1
36		22	Minnesota	W	6-2
37		23	at NY Rangers*	T	5-5
38		26	at Buffalo*	T	3-3
39		28	at Winnipeg	L	0-6
40		29	at Minnesota*	T	4-4
41	Jan.	3	Vancouver	W	8-3
42		5	Washington	L	3-5
43		7	Winnipeg	W	5-2
44		8	at Quebec	L	2-4
45		10	Quebec	W	5-3
46		12	Philadelphia	L	1-3
47		14	Detroit	W	6-1
48		15	at NY Islanders	W	5-4
49		17	Los Angeles	W	5-3
50		22	at Buffalo	L	4-6
51		24	Hartford	W	3-0
52		26	Calgary	W	5-2
53		27	at Montreal	W	3-1
54		31	Montreal	W	5-2
55	Feb.	2	at Pittsburgh	L	2-6
56		3	Pittsburgh	W	6-3
57		5	Edmonton*	W	6-5
58		7	Calgary	L	1-4
59		9	Chicago	W	5-3
60		10	at Quebec	W	7-4
61		13	at Montreal	W	7-4
62		16	at Los Angeles*	W	5-4
63		21	at Chicago	L	1-4
64		23	at St. Louis	L	2-9
65		28	NY Islanders	W	5-0
66	Mar.	2	Buffalo	L	4-7
67		3	at New Jersey	W	3-1
68		5	at Toronto	L	3-6
69		7	St. Louis*	T	5-5
70		9	Toronto	W	2-0
71		14	Montreal	W	3-2
72		16	Detroit	L	3-5
73		17	at Philadelphia	W	3-1
74		19	at Hartford*	T	1-1
75		21	Quebec*	T	3-3
76		23	Buffalo	W	6-3
77		24	at Washington*	T	3-3
78		26	at Quebec	W	7-4
79		30	at NY Islanders	L	3-5
80		31	Hartford	W	7-3

Player	GP	G	A	PTS	PIM
Ray Bourque	76	21	73	94	75
Craig Janney	77	26	66	92	8
Cam Neely	69	51	40	91	98
Ken Hodge	70	30	29	59	29
Dave Christian	78	32	21	53	41
Bob Sweeney	80	15	33	48	115
Glen Wesley	80	11	32	43	78
Randy Burridge	62	15	13	28	40
Petri Skriko/Vancouver	20	4	4	8	8
/Boston	28	5	14	19	9
/Total	48	9	18	27	17
Garry Galley	70	6	21	27	84
Jim Wiemer	61	4	19	23	62
Don Sweeney	77	8	13	21	67
Dave Poulin	31	8	12	20	25
Jeff Lazaro	49	5	13	18	67
Vladimir Ruzicka	29	8	8	16	19
Bob Carpenter	29	8	8	16	22
Wes Walz	56	8	8	16	32
Chris Nilan	41	6	9	15	277
John Carter	50	4	7	11	68
Andy Brickley	40	2	9	11	8
Stephane Quintal	45	2	6	8	89
Allen Pedersen	57	2	6	8	107
Peter Douris	39	5	2	7	9
Graeme Townshend	18	2	5	7	12
Nevin Markwart	23	3	3	6	36
Ron Hoover	15	4	0	4	31
Lyndon Byers	19	2	2	4	82
John Byce	18	1	3	4	6

# REGULAR SEASON SCORING & RESULTS

Ralph Barahona	3	2	1	3	0
Jarmo Kekalainen	16	2	1	3	6
Andy Moog	51	0	2	2	20
Ken Hammond	1	1	0	1	2
Bob Beers	16	0	1	1	10
Matt DelGuidice	1	0	0	0	0
Bruce Shoebottom	1	0	0	0	5
Gord Kluzak	2	0	0	0	0
Norm Foster	3	0	0	0	0
Shayne Stevenson	14	0	0	0	26
Reggie Lemelin	33	0	0	0	10

Goaltender	GP	MINS	W-L-T	GA	GAA
Matt DelGuidice	1	10	0-0-0	0	0.00
Andy Moog	51	2848	25-13-9	136	2.87
Reggie Lemelin	33	1831	17-10-3	111	3.64
Norm Foster	3	184	2-1-0	14	4.57



Craig Janney finished second in the team's scoring race in 1990-91 with a career-high 92 points.

## 1990-91 NOTABLES:

Home Record.....	26-9-5
Road Record.....	18-15-7
Overall Record.....	44-24-12

- Ray Bourque wins the Norris Trophy and is named a First Team All-Star.
- Cam Neely earns a Second Team All-Star berth.
- The Bruins win the Adams Division crown for the second straight year.
- January 24, 1991: Ray Bourque has two assists to become the club's all-time leading scorer among defensemen.
- March 21, 1991: The Bruins take 73 shots on Quebec's Ron Tugnutt, including 25 in the third period and 12 in the five-minute overtime of the 3-3 tie. It is the second-highest shot total by one team in NHL history and Ray Bourque has a league-record 19 shots on goal.
- March 26, 1991: Cam Neely records his second straight 50-goal season with a two-goal effort in Quebec.
- March 31, 1991: Chris Nilan sets a league record with ten penalties vs. Hartford. He is assessed six minors, two majors, a ten-minute misconduct and a game misconduct.

## 1991-92


Gm	Date	Opponent	Score
1	Oct. 3	NY Rangers	W 5-3
2	5	NY Islanders	L 3-4
3	7	at NY Rangers*	L 1-2
4	9	at Buffalo*	T 4-4
5	12	Montreal	L 0-6
6	17	at Vancouver*	T 3-3
7	19	at San Jose	W 4-1
8	24	at St. Louis	L 5-6
9	26	at Minnesota	L 0-4
10	27	at Chicago	W 6-3
11	31	Los Angeles	L 2-4
12	Nov. 2	Detroit	W 4-1
13	4	at NY Islanders	L 4-6
14	5	at Pittsburgh*	T 5-5
15	7	Calgary*	T 4-4
16	9	New Jersey	W 4-0
17	14	Quebec	W 5-2
18	16	at Hartford*	W 5-4
19	20	at Buffalo	L 1-3
20	22	at Washington	L 3-6
21	23	Buffalo	W 7-4
22	25	at Montreal	L 3-4
23	27	at NY Islanders	W 3-2
24	29	Montreal*	W 5-4
25	Dec. 1	Hartford	W 5-4
26	5	Quebec*	T 2-2
27	7	Philadelphia	L 3-5
28	8	at NY Rangers	L 0-4

29	Dec. 10	at Quebec	L 2-5
30	12	Montreal	W 5-2
31	14	Toronto	W 4-3
32	19	Pittsburgh	L 4-6
33	21	Edmonton	W 6-3
34	22	at Montreal	L 2-3
35	26	Hartford	W 3-2
36	27	at Buffalo	L 1-8
37	29	at Winnipeg	W 6-3
38	31	at Detroit	W 5-3
39	Jan. 2	Winnipeg	L 1-3
40	4	Buffalo	W 4-2
41	8	at Montreal	L 2-3
42	9	Quebec	W 5-4
43	11	Philadelphia	W 5-1
44	15	at Hartford	W 4-3
45	16	Hartford*	W 4-3
46	22	at Toronto	W 5-2
47	23	Montreal	L 1-3
48	25	at Hartford*	T 4-4
49	27	Minnesota	W 3-2
50	28	at Quebec	W 4-2
51	30	Calgary	W 3-1
52	Feb. 1	Buffalo*	T 2-2
53	4	at Winnipeg*	T 3-3
54	6	at Philadelphia	L 1-5
55	8	New Jersey	L 4-6
56	9	Pittsburgh	W 6-3
57	13	at St. Louis	L 0-4
58	17	at Los Angeles	L 3-6
59	19	at Calgary	L 4-6
60	21	at Edmonton	W 5-3
61	23	at Vancouver	L 1-2
62	27	Toronto	W 4-2
63	29	Washington*	T 5-5
64	Mar. 1	at Washington	W 4-1
65	3	at Hartford	L 0-4
66	5	Vancouver*	T 2-2
67	7	Chicago	L 1-2
68	8	at Chicago	L 0-4
69	11	at Buffalo	L 3-6
70	14	at Quebec*	W 5-4
71	15	Los Angeles	W 5-1
72	19	St. Louis	L 1-4
73	21	Edmonton	L 3-4
74	23	San Jose	W 7-6
75	26	at New Jersey	L 2-4
76	28	Buffalo*	W 4-3
77	31	at Quebec	W 5-4
78	Apr. 12	Quebec*	T 1-1
79	13	Hartford	W 6-3
80	15	at Montreal*	T 4-4

Player	GP	G	A	PTS	PIM
Adam Oates/St. Louis	54	10	59	69	12
/Boston	26	10	20	30	10
/Total	80	20	79	99	22
Ray Bourque	80	21	60	81	56
Vladimir Ruzicka	77	39	36	75	48
Steve Leach	78	31	29	60	147
Craig Janney	53	12	39	51	20
Glen Wesley	78	9	37	46	54
Bob Carpenter	60	25	23	48	46
Brent Ashton/Winnipeg	7	1	0	1	4
/Boston	61	17	22	39	47
Brent Ashton/Total	68	18	22	40	51
Andy Brickley	23	10	17	27	2
Peter Douris	54	10	13	23	10
Bob Sweeney	63	6	14	20	103
Joe Juneau	14	5	14	19	4
Gord Murphy/Philadelphia	31	2	8	10	33
/Boston	42	3	6	9	51
/Total	73	5	14	19	84
Ken Hodge	42	6	11	17	10
Dave Reid	43	7	7	14	27
Stephane Quintal	49	4	10	14	77
Don Sweeney	75	3	11	14	74
Garry Galley	38	2	12	14	83
Barry Pederson/Hartford	5	2	2	4	0
/Boston	32	3	6	9	8
/Total	37	5	8	13	8
Cam Neely	9	9	3	12	16
Chris Nilan	38	5	5	10	186
Nevin Markwart	18	3	6	9	44
Jeff Lazaro	27	3	6	9	31
Jim Wiemer	47	1	8	9	84
Scott Arniel	29	5	3	8	20
Dave Poulin	18	4	4	8	18
Steve Heinze	14	3	4	7	6
Gord Hynes	15	0	5	5	6
Bob Beers	31	0	5	5	29
Glen Murray	5	3	1	4	0
Chris Winnes	24	1	3	4	6

Lou Crawford	19	2	1	3	9
Ted Donato	10	1	2	3	8
Wes Walz	15	0	3	3	12
Andy Moog	62	0	3	3	52
Brent Hughes	8	1	1	2	38
Lyndon Byers	31	1	1	2	129
John Byce	3	1	0	1	0
Jozef Stumpel	4	1	0	1	0
Brian Dobbin	7	1	0	1	22
Glen Featherstone	7	1	0	1	20
Petri Skriko	9	1	0	1	6
Ralph Barahona	3	0	1	1	0
Shayne Stevenson	5	0	1	1	2
Reggie Lemelin	8	0	1	1	2
Clark Donatelli	10	0	1	1	22
Dave Thomlinson	12	0	1	1	17
Matt Hervey	16	0	1	1	55
Jack Capuano	2	0	0	0	0
Petr Prajsler	3	0	0	0	2
Matt Glennon	3	0	0	0	2
Jim Vesey	4	0	0	0	0
Al Stewart	4	0	0	0	17
Daniel Berthiaume	8	0	0	0	0
Matt DelGuidice	10	0	0	0	2

Goaltender	GP	MINS	W-L-T	GA	GAA
Daniel Berthiaume	8	401	1-4-2	21	3.14
Andy Moog	62	3641	28-22-9	196	3.23
Reggie Lemelin	8	407	5-1-0	23	3.39
Matt DelGuidice	10	424	2-5-1	28	3.94



Vladimir Ruzicka led the team in goals with 39 in 1991-92.

## 1991-92 NOTABLES:

Home Record.....	23-11-6
Road Record.....	13-21-6
Overall Record.....	36-32-12

- Ray Bourque earns First Team All-Star honors for the ninth season.
- February 29, 1992: Ray Bourque becomes just the third defenseman in NHL history to record 1,000 career points.

## 1992-93

Gm	Date	Opponent	Score
1	Oct. 8	Hartford*	W 3-2
2	10	NY Islanders*	T 3-3
3	12	Ottawa	W 6-3
4	15	at San Jose	W 8-2
5	17	at Los Angeles	L 6-8
6	22	at Calgary	W 4-2
7	23	at Edmonton	W 6-3
8	25	at Vancouver	W 5-3
9	29	Los Angeles	W 8-3
10	31	Chicago	L 2-3
11	Nov. 5	Quebec	W 6-4
12	7	NY Rangers*	T 2-2
13	11	at Buffalo	L 2-7
14	12	Calgary	W 5-3
15	14	Toronto	L 1-4
16	16	at Montreal	L 3-6
17	19	NY Islanders	W 5-2
18	21	Philadelphia	W 4-3
19	23	at Ottawa	W 3-2
20	25	at Washington	L 2-6
21	27	Hartford*	W 5-4
22	28	at Hartford*	L 3-4
23	30	at Quebec	W 4-3
24	Dec. 3	Montreal	W 4-3
25	5	at New Jersey	W 4-2
26	6	at Philadelphia	W 7-1
27	9	at Buffalo	L 2-5
28	10	Ottawa	W 4-2

# REGULAR SEASON SCORING & RESULTS

29	Dec.	12	at Montreal	L	1-5
30		15	Buffalo	L	2-3
31		18	at Detroit	L	1-6
32		19	Washington	W	4-3
33		22	Tampa Bay	W	5-3
34		26	at Hartford	W	9-4
35		27	at NY Rangers	L	5-6
36		29	at Winnipeg	L	4-5
37		31	at Minnesota	L	3-5
38	Jan.	2	Hartford*	W	3-2
39		5	at Pittsburgh	L	2-6
40		7	Quebec*	L	2-3
41		9	New Jersey	L	2-6
42		12	Buffalo	W	5-2
43		14	Pittsburgh	W	7-0
44		16	Philadelphia	L	4-5
45		18	San Jose	W	4-3
46		19	at NY Islanders*	T	2-2
47		21	at Philadelphia	W	5-4
48		23	New Jersey	W	7-5
49		25	at Montreal*	L	2-3
50		26	at Quebec*	T	4-4
51		28	Winnipeg	W	6-2
52		30	at NY Islanders	W	6-5
53	Feb.	2	Edmonton	L	3-4
54		3	at Quebec	W	4-1
55		8	at Pittsburgh	L	0-4
56		9	at St. Louis	W	6-1
57		11	at Chicago	L	3-6
58		14	at Tampa Bay*	T	3-3
59		17	at Montreal	W	5-2
60		20	at Toronto*	T	4-4
61		25	Minnesota*	T	3-3
62		27	Washington	W	5-4
63	Mar.	1	Montreal	L	2-5
64		4	Vancouver	W	4-3
65		6	St. Louis*	W	4-3
66		9	at Pittsburgh	L	2-3
67		11	Montreal	W	5-2
68		13	Ottawa	W	6-3
69		15	at NY Rangers	W	3-1
70		16	New Jersey	W	3-1
71		18	at Ottawa	W	4-1
72		20	Detroit	L	4-7
73		22	Hartford	W	5-4
74		24	at Buffalo	W	2-0
75		25	Montreal	W	2-0
76		27	Pittsburgh	L	3-5
77		30	at Hartford	W	3-1
78	Apr.	3	Buffalo	W	3-2
79		4	at Buffalo	W	3-0
80		6	at Quebec	W	7-1
81		8	Quebec	W	6-2
82		10	at Montreal	W	5-1
83		11	Ottawa	W	4-2
84		14	at Ottawa	W	4-2



Joe Juneau set a league single-season record for assists by a left wing with 70 in 1992-93.

Player	GP	G	A	PTS	PIM
Adam Oates	84	45	97	142	32
Joe Juneau	84	32	70	102	33
Ray Bourque	78	19	63	82	40
Dmitri Kwartalnov	73	30	42	72	16
Steve Leach	79	26	25	51	126
Dave Poulin	84	16	33	49	62
Vladimir Ruzicka	60	19	22	41	38
Dave Reid	65	20	16	36	10
Ted Donato	82	15	20	35	61
Don Sweeney	84	7	27	34	68
Glen Wesley	64	8	25	33	47
Steve Heinze	73	18	13	31	24
David Shaw	77	10	14	24	108
Cam Neely	13	11	7	18	25
Gord Murphy	49	5	12	17	62

Gordie Roberts	65	5	12	17	105
Grigori Panteleev	39	8	6	14	12
C. J. Young/Calgary	28	3	2	5	20
/Boston	15	4	5	9	12
/Total	43	7	7	14	32
Darin Kimble	55	7	3	10	177
Glen Featherstone	34	5	5	10	102
Brent Hughes	62	5	4	9	191
Peter Douris	19	4	4	8	4
Tim Sweeney	14	1	7	8	6
Glen Murray	27	3	4	7	8
Jim Wiemer	28	1	6	7	48
Stephane Richer/Tampa Bay	3	0	0	0	0
/Boston	21	1	4	5	18
/Total	24	1	4	5	18
Brent Ashton	26	2	2	4	11
Andrew McKim	7	1	3	4	0
Bryan Smolinski	9	1	3	4	0
Jozef Stumpel	13	1	3	4	4
Darren Banks	16	2	1	3	64
John Blue	23	0	2	2	6
Sergei Zholtok	1	0	1	1	0
Dominic Lavoie/Ottawa	2	0	1	1	0
/Boston	2	0	0	0	2
/Total	4	0	1	1	2
Chris Winnes	5	0	1	1	0
Andy Moog	55	0	1	1	14
Mike Bales	1	0	0	0	0
Denis Chervyakov	2	0	0	0	2
Bill Huard	2	0	0	0	0
Reggie Lemelin	10	0	0	0	4

Goaltender	GP	MINS	W-L-T	GA	GAA
Mike Bales	1	25	0-0-0	1	2.40
John Blue	23	1322	9-8-4	64	2.90
Andy Moog	55	3194	37-14-3	168	3.16
Reggie Lemelin	10	542	5-4-0	31	3.43

## 1992-93 NOTABLES:

Home Record.....	29-10-3
Road Record.....	22-16-4
Overall Record.....	51-26-7

- The Bruins tie a club record with eight straight road wins from March 15-April 14.
- Ray Bourque is named to the First All-Star Team.
- October 25, 1992: Reggie Lemelin plays his 500th NHL game.
- December 9, 1992: Gordie Roberts becomes the first U.S.-born player to play in 1,000 NHL games.
- February 8, 1993: Ray Bourque plays his 1,000th NHL/Bruins game.
- February 9, 1993: Joe Juneau sets a new club single-season rookie assists record with his 49th of the season.
- February 14, 1993: Adam Oates has an assist for his 100th point of the season.
- March 20, 1993: Ray Bourque becomes the club's all-time assist leader with his 795th vs. Detroit.
- March 22, 1993: Joe Juneau sets a club rookie points record with 93.
- April 14, 1993: Joe Juneau has three assists in Ottawa to tie the NHL rookie single-season assists record and set the league single-season mark for assists by a left wing with 70.
- Adam Oates sets a club record in extending his assist streak to 18 games and has the club's second-longest point streak ever at 21 contests.

## 1993-94

Gm	Date	Opponent	Score
1	Oct. 5	at NY Rangers	W 4-3
2	7	Buffalo	L 3-5
3	9	Quebec	W 7-3
4	11	Montreal*	T 1-1
5	15	at Anaheim*	T 1-1
6	16	at San Jose*	T 1-1
7	19	at Vancouver	L 4-5
8	22	at Edmonton	W 3-1
9	23	at Calgary*	T 3-3
10	28	Ottawa	W 6-2
11	30	St. Louis	L 1-2
12	Nov. 2	at Detroit	L 1-6
13	4	Calgary	W 6-3
14	6	Tampa Bay*	T 1-1
15	7	at Buffalo	W 4-3
16	11	Edmonton	W 5-1
17	13	at NY Islanders	W 5-2
18	17	at Hartford	W 4-2
19	18	San Jose	W 3-1
20	20	Philadelphia*	T 5-5
21	24	at Pittsburgh	L 3-7

22	Nov. 26	Florida	W	3-2
23	27	at Toronto	L	2-4
24	30	at Quebec	W	5-2
25	Dec. 2	NY Islanders	W	7-3
26	4	Montreal	L	1-8
27	5	at Buffalo	L	1-3
28	9	Vancouver	L	2-3
29	11	Chicago	L	4-5
30	12	Hartford*	T	2-2
31	15	at New Jersey	W	5-4
32	18	at Tampa Bay	W	5-3
33	19	at Florida*	W	2-1
34	23	Pittsburgh	L	3-4
35	27	at Ottawa	W	5-3
36	31	Philadelphia	L	3-4
37	Jan. 2	Washington	W	8-2
38	6	Winnipeg	W	5-4
39	8	Florida*	T	2-2
40	10	Toronto	L	0-3
41	11	at Pittsburgh*	L	4-5
42	13	at Philadelphia	L	2-6
43	15	Detroit	L	2-3
44	17	Hartford	W	5-3
45	19	at Montreal*	T	3-3
46	24	at Hartford	W	2-1
47	25	at Washington	W	3-1
48	28	at NY Islanders	W	3-0
49	29	NY Islanders	W	2-1
50	31	Quebec	W	4-3
51	Feb. 3	NY Rangers	L	0-3
52	5	Philadelphia	W	4-0
53	6	at Florida	L	0-3
54	8	at Quebec	W	6-1
55	10	Buffalo*	T	3-3
56	12	New Jersey	W	5-3
57	14	at Los Angeles*	W	3-2
58	16	at Dallas	W	3-0
59	18	at St. Louis	L	1-3
60	20	at Tampa Bay*	T	2-2
61	23	at NY Rangers	W	6-3
62	25	at Winnipeg	W	7-6
63	27	at Chicago	W	4-0
64	Mar. 3	Los Angeles	W	6-4
65	5	Ottawa	W	6-1
66	7	Washington	W	6-3
67	8	at Pittsburgh	L	3-7
68	10	NY Rangers*	T	2-2
69	12	at New Jersey	L	1-2
70	14	at Montreal	L	4-5
71	17	Pittsburgh	L	2-4
72	19	New Jersey	L	6-8
73	22	at Quebec	L	3-5
74	24	Anaheim	W	5-3
75	26	Montreal	W	6-3
76	27	at Washington	W	6-4
77	31	Dallas*	T	2-2
78	Apr. 1	at Buffalo	L	0-5
79	3	at Pittsburgh	L	2-6
80	7	Ottawa	W	5-4
81	9	Tampa Bay	L	0-3
82	10	at Philadelphia	W	4-3
83	13	at Ottawa	W	8-0
84	14	Hartford	L	2-3

Player	GP	G	A	PTS	PIM
Adam Oates	77	32	80	112	45
Ray Bourque	72	20	71	91	54
Cam Neely	49	50	24	74	54
Joe Juneau	63	14	57	71	35
Al Iafrate/Washington	67	10	35	45	143
/Boston	12	5	8	13	18
/Total	79	15	42	58	161
Glen Wesley	81	14	44	58	64
Ted Donato	84	22	32	54	59
Bryan Smolinski	83	31	20	51	82
Glen Murray	81	18	13	31	48
Brent Hughes	77	13	11	24	143
Jozef Stumpel	59	8	15	23	14
Dave Reid	83	6	17	23	25
Steve Heinze	77	10	11	21	32
Don Sweeney	75	6	15	21	50
Dmitri Kwartalnov	39	12	7	19	10
Steve Leach	42	5	10	15	74
Daniel Marois	22	7	3	10	18
Paul Stanton	71	3	7	10	54
David Shaw	55	1	9	10	85
Cam Stewart	57	3	6	9	66
Glen Featherstone	58	18	9	9	152
Gordie Roberts	59	1	6	7	40
Fred Knipscheer	11	3	2	5	14
Mariusz Czerkawski	4	2	1	3	0
Sergei Zholtok	24	2	1	3	2
Jon Casey	57	0	2	2	14



# REGULAR SEASON SCORING & RESULTS

Darren Banks	4	0	1	1	9
John Gruden	7	0	1	1	2
Vincent Riendeau	18	0	1	1	0
Andrew McKim	29	0	1	1	4
Jamie Huscroft	36	0	1	1	144
Mikhail Tatarinov	2	0	0	0	2
Jon Morris	4	0	0	0	0
Jim Wiemer	4	0	0	0	2
Grigori Panteleev	10	0	0	0	0
John Blue	18	0	0	0	7

Goaltender	GP	MINS	W-L-T	GA	GAA
Jon Casey	57	3196	30-15-9	153	2.87
John Blue	18	944	5-8-3	47	2.99
Vincent Riendeau	18	976	7-6-1	50	3.07



Cam Neely scored the second-fastest 50 goals in league history in 1993-94, tallying his 50th in just his 44th game.

## 1993-94 NOTABLES:

Home Record.....	20-14-8
Road Record.....	22-15-5
Overall Record.....	42-29-13

- Ray Bourque wins his fifth Norris Trophy and is voted a First Team All-Star.
- Cam Neely earns Second Team All-Star honors and wins the Masterton Trophy for sportsmanship and perseverance.
- December 15, 1993: Glen Wesley becomes the first Boston defenseman since Ray Bourque (March 8, 1983) to score a hat trick.
- January 2-6, 1994: Ray Bourque records points on nine straight Boston goals with assists on the final five goals of an 8-2 win vs. Washington and 1-3=4 totals on the first four goals of a 5-4 victory vs. Winnipeg.
- February 12, 1994: Cam Neely scores a hat trick in a 4:02 span of the first period in a 5-3 win vs. New Jersey.
- March 7, 1994: Cam Neely scores his 50th goal of the season in just his 44th game. Only Wayne Gretzky has scored 50 goals in fewer games in NHL history (39 games).
- March 24, 1994: Adam Oates ties a club record with four assists in the second period of a 5-3 win over Anaheim.
- March 26, 1994: Adam Oates has 2-1=3 totals in a 6-3 win vs. Montreal to reach 100 points for the season.

## 1994-95

Gm	Date	Opponent	Score
1	Jan. 22	Philadelphia	W 4-1
2	23	at NY Rangers	W 2-1
3	26	New Jersey*	W 1-0
4	28	at Philadelphia	L 1-2
5	30	Florida	L 1-2
6	Feb. 2	Ottawa	W 6-4
7	4	Hartford	W 5-4
8	7	Montreal	W 7-4
9	9	Quebec	L 3-4
10	11	Washington*	T 1-1
11	12	at Buffalo	W 2-1
12	14	at Pittsburgh	L 3-5
13	17	at Florida	W 5-4
14	18	at Tampa Bay	L 1-3
15	22	at Hartford*	L 2-3
16	23	at New Jersey	W 3-2
17	25	at Quebec	T 1-1
18	27	at Ottawa	W 2-0
19	Mar. 2	New Jersey	W 7-2
20	4	Pittsburgh*	L 3-4
21	5	at Hartford	W 5-2
22	7	Washington	L 1-3
23	9	at Philadelphia	L 2-3
24	11	Florida	L 0-2
25	16	Montreal	W 6-0

26	Mar. 18	NY Islanders	W 4-3
27	19	at New Jersey*	L 3-4
28	22	at Quebec	L 2-6
29	24	at Tampa Bay	W 4-3
30	28	Philadelphia	W 5-1
31	30	at NY Islanders	W 3-2
32	Apr. 1	NY Rangers	L 2-3
33	2	at Washington	L 1-2
34	6	Buffalo*	T 1-1
35	8	Tampa Bay	W 5-1
36	9	at Buffalo	W 6-5
37	12	Quebec	L 0-4
38	14	at NY Rangers	L 3-5
39	15	at Montreal	W 3-2
40	19	Buffalo	W 4-1
41	20	at Ottawa	W 6-5
42	23	NY Rangers	W 5-4
43	24	at NY Islanders	L 3-5
44	26	Hartford	W 1-0
45	28	at Pittsburgh	L 1-4
46	30	Pittsburgh	W 5-2
47	May 1	Ottawa	W 5-4
48	3	at Montreal	W 4-2

Player	GP	G	A	PTS	PIM
Adam Oates	48	12	41	53	8
Ray Bourque	46	12	31	43	20
Cam Neely	42	27	14	41	72
Bryan Smolinski	44	18	13	31	31
Mariusz Czerkawski	47	12	14	26	31
Mats Naslund	34	8	14	22	4
Don Sweeney	47	3	19	22	24
Ted Donato	47	10	10	20	10
Jozef Stumpel	44	5	13	18	8
Steve Heinze	36	7	9	16	23
Alexei Kasatonov	44	2	14	16	33
Brent Hughes	44	6	6	12	139
Steve Leach	36	5	6	11	68
Jon Rohloff	34	3	8	11	39
Dave Reid	38	5	5	10	10
Sandy Moger	18	2	6	8	6
Glen Murray	35	5	2	7	46
David Shaw	44	3	4	7	36
Jamie Huscroft	34	0	6	6	103
John Gruden	38	0	6	6	22
Fred Knipscheer	16	3	1	4	2
Mikko Makela	11	1	2	3	0
Daniel Lacroix	23	1	0	1	38
Brett Harkins	1	0	1	1	0
Marc Potvin	6	0	1	1	4
Blaine Lacher	35	0	1	1	4
Jeff Serowik	1	0	0	0	0
Grigori Panteleev	1	0	0	0	0
Cam Stewart	5	0	0	0	2
Craig Billington	8	0	0	0	2
Vincent Riendeau	11	0	0	0	2

Goaltender	GP	MINS	W-L-T	GA	GAA
Blaine Lacher	35	1965	19-11-2	79	2.41
Vincent Riendeau	11	565	3-6-1	27	2.87
Craig Billington	8	373	5-1-0	19	3.06



The Bruins played their final season in Boston Garden in 1994-95.

## 1994-95 NOTABLES:

Home Record.....	15-7-2
Road Record.....	12-11-1
Overall Record.....	27-18-3

- The Bruins play an Eastern Conference-only schedule as an NHL lockout limits the season to 48 games.
- Ray Bourque is named to the Second All-Star Team.
- January 22, 1995: Cam Neely scores a hat trick in a 4-1 win over Philadelphia as the Bruins open their final season in

Boston Garden.

- March 30, 1995: Ray Bourque becomes just the second defenseman in NHL history to reach 900 career assists.
- May 1, 1995: The Bruins defeat Ottawa by a 5-4 score in the final regular season game in Boston Garden. Cam Neely scores the Bruins' last regular season goal in the building with the game-winning score at 10:19 of the third period.

## 1995-96

Gm	Date	Opponent	Score
1	Oct. 7	NY Islanders*	T 4-4
2	9	Buffalo	W 5-3
3	11	at Colorado	L 1-3
4	12	at San Jose*	T 6-6
5	14	at Dallas	L 5-6
6	17	at St. Louis	W 7-4
7	21	at Detroit	L 2-4
8	26	Washington	L 2-4
9	28	Hartford	W 3-0
10	31	Montreal	L 1-3
11	Nov. 2	Detroit*	L 5-6
12	4	at Montreal	L 1-4
13	7	at Washington	W 4-3
14	9	Ottawa	W 4-3
15	11	Toronto	L 1-3
16	14	at Tampa Bay	L 3-5
17	16	New Jersey*	T 2-2
18	18	St. Louis	W 5-2
19	21	Winnipeg	W 5-4
20	24	Los Angeles	W 2-1
21	25	at Ottawa*	T 3-3
22	30	Pittsburgh	L 6-9
23	Dec. 2	Buffalo	W 6-4
24	3	at Philadelphia	L 1-6
25	5	Dallas	W 6-4
26	8	at Tampa Bay	L 1-3
27	9	at Florida	L 1-3
28	13	at NY Rangers	L 2-4
29	14	Florida	W 6-4
30	16	Calgary	W 6-3
31	22	at Buffalo*	W 3-2
32	23	Tampa Bay	W 7-5
33	26	at NY Islanders*	T 3-3
34	31	at Winnipeg	W 5-3
35	Jan. 2	Chicago	L 2-5
36	3	at Toronto*	T 4-4
37	6	Hartford	W 5-2
38	9	Colorado	L 0-3
39	11	Anaheim	W 7-2
40	13	New Jersey	W 3-2
41	15	Vancouver	L 0-6
42	16	at New Jersey	W 4-2
43	22	at Pittsburgh*	L 6-7
44	25	Tampa Bay	W 4-3
45	27	NY Rangers	L 3-5
46	28	at Montreal	L 4-5
47	31	at Ottawa	W 3-1
48	Feb. 1	Florida*	T 2-2
49	3	Buffalo	W 4-2
50	6	at Pittsburgh	L 5-6
51	7	at Buffalo*	L 1-2
52	10	Philadelphia	L 2-6
53	14	at Hartford	W 3-0
54	15	at Chicago	L 0-3
55	17	at Vancouver	W 4-1
56	19	at Los Angeles*	T 3-3
57	21	at Anaheim*	L 3-4
58	23	at Edmonton	W 7-4
59	24	at Calgary	W 2-1
60	27	Edmonton*	L 3-4
61	28	at NY Rangers	W 3-1
62	Mar. 2	Washington	L 0-2
63	5	at NY Islanders	L 3-5
64	7	NY Islanders	W 4-3
65	9	Philadelphia	W 3-2
66	10	at Florida	W 4-1
67	14	Pittsburgh	W 4-2
68	15	at Washington	W 5-2
69	18	San Jose*	T 3-3
70	20	at New Jersey	W 2-1
71	21	Ottawa	W 3-1
72	23	NY Rangers	L 4-5
73	27	at Hartford*	W 6-5
74	28	Montreal*	L 3-4
75	31	at Buffalo	W 6-5
76	Apr. 1	at Ottawa*	T 1-1
77	3	at Montreal	W 4-1
78	4	Montreal*	T 3-3
79	7	at Philadelphia	W 4-2
80	11	Hartford	W 3-2
81	13	at Hartford	L 0-2

# REGULAR SEASON SCORING & RESULTS

82 Apr. 14 Pittsburgh W 6-5

Player	GP	G	A	PTS	PIM
Adam Oates	70	25	67	92	18
Ray Bourque	82	20	62	82	58
Rick Tocchet/Los Angeles	44	13	23	36	117
/Boston	27	16	8	24	64
/Total	71	29	31	60	181
Jozef Stumpel	76	18	36	54	14
Shawn McEachern	82	24	29	53	34
Ted Donato	82	23	26	49	46
Cam Neely	49	26	20	46	31
Todd Elik	59	13	33	46	40
Dave Reid	63	23	21	44	4
Sandy Moger	80	15	14	29	65
Steve Heinze	76	16	12	28	43
Don Sweeney	77	4	24	28	42
Kevin Stevens	41	10	13	23	49
Steve Leach	59	9	13	22	86
Kyle McLaren	74	5	12	17	73
Tim Sweeney	41	8	8	16	14
Joe Mullen	37	8	7	15	0
Rick Zombo	67	4	10	14	53
Jon Rohloff	79	1	12	13	59
Ron Sutter	18	5	7	12	24
Mariusz Czerkawski	33	5	6	11	10
Dean Chynoweth/NY Isles	14	0	1	1	40
/Boston	35	2	5	7	88
/Total	49	2	6	8	128
Clayton Beddoes	39	1	6	7	44
Philip Von Stefenelli	27	0	4	4	16
Bill Ranford	40	0	2	2	0
Alexei Kasatonov	19	1	0	1	12
Robbie Tallas	1	0	0	0	0
Ryan Hughes	3	0	0	0	0
Andre Roy	3	0	0	0	0
Cam Stewart	6	0	0	0	0
Mark Cornforth	6	0	0	0	4
Davis Payne	7	0	0	0	7
Kevin Sawyer/St. Louis	6	0	0	0	23
/Boston	2	0	0	0	5
/Total	8	0	0	0	28
Scott Bailey	11	0	0	0	0
Blaine Lacher	12	0	0	0	4
Steve Staios	12	0	0	0	4
John Gruden	14	0	0	0	4
Marc Potvin	27	0	0	0	12
Craig Billington	27	0	0	0	2

Goaltender	GP	MINS	W-L-T	GA	GAA
Bill Ranford	40	2308	21-12-4	109	2.83
Robbie Tallas	1	60	1-0-0	3	3.00
Scott Bailey	11	571	5-1-2	31	3.26
Craig Billington	27	1380	10-13-3	79	3.43
Blaine Lacher	12	671	3-5-2	44	3.93

## 1995-96 NOTABLES:

Home Record..... 22-14-5  
Road Record..... 18-17-6  
Overall Record..... 40-31-11



Harry Sinden became the first General Manager in NHL history to reach 1,000 victories with a 7-4 win in St. Louis on October 17, 1995.

- The Bruins play their first season at the state-of-the-art FleetCenter.
- Ray Bourque earns his 12th First Team All-Star berth.
- October 7, 1995: Cam Neely scores an opening-night hat trick for the second straight season as the Bruins earn a 4-4 tie in their first game at FleetCenter. Sandy Moger scores the first goal in the building at 10:40 of the first period.
- October 17, 1995: Harry Sinden becomes the first General Manager in NHL history with 1,000 career wins with a 7-4

victory at St. Louis.

- December 14, 1995: Adam Oates ties a club record with four goals in a 4-1=5 night vs. Florida.
- April 3, 1996: The Bruins clinch their NHL-record 29th consecutive winning season with a 4-1 win at Montreal.

## 1996-97

Gm	Date	Opponent	Score
1	Oct. 5	NY Rangers*	T 4-4
2	7	Phoenix	L 2-5
3	12	at San Jose	W 5-3
4	14	at Vancouver*	W 5-4
5	17	at Los Angeles	L 2-4
6	20	at Anaheim	W 5-1
7	24	Toronto	L 1-2
8	26	Detroit	L 1-2
9	29	New Jersey	W 5-2
10	31	Hartford*	T 4-4
11	Nov. 2	NY Rangers	L 2-5
12	4	Los Angeles*	T 4-4
13	6	at Hartford	L 1-5
14	7	Edmonton	L 0-6
15	9	at Ottawa	W 4-3
16	14	Pittsburgh*	W 2-1
17	18	San Jose	W 4-2
18	19	at Washington*	T 2-2
19	21	Montreal	L 2-6
20	23	Buffalo*	L 2-3
21	26	Philadelphia	W 2-0
22	29	Vancouver	W 7-2
23	30	at Pittsburgh	L 2-6
24	Dec. 4	at Montreal	W 4-3
25	5	Hartford	L 2-4
26	7	Calgary*	T 1-1
27	9	Anaheim	L 2-5
28	12	New Jersey	L 4-7
29	14	Buffalo	L 0-4
30	15	at Philadelphia	L 0-6
31	17	at Pittsburgh	W 6-4
32	19	Tampa Bay	W 3-0
33	21	Washington	W 4-3
34	23	Chicago*	T 3-3
35	27	at Dallas	L 4-6
36	29	at St. Louis	L 2-4
37	Jan. 1	at Ottawa	L 2-3
38	2	at Hartford*	W 5-4
39	4	Dallas	W 3-2
40	7	at Philadelphia	L 3-7
41	9	Montreal	W 5-4
42	11	at Montreal	L 3-6
43	13	Ottawa	L 3-4
44	14	at New Jersey	L 2-4
45	20	Washington	L 2-3
46	22	at Ottawa	W 4-1
47	23	Florida	L 1-4
48	25	Colorado	W 4-1
49	30	at Florida	L 1-3
50	Feb. 1	at Tampa Bay	W 3-0
51	2	at NY Rangers	W 3-2
52	4	Ottawa	L 3-4
53	6	Hartford	L 3-5
54	8	St. Louis*	T 3-3
55	11	at Calgary	L 1-5
56	12	at Edmonton	L 3-4
57	15	at Phoenix*	L 4-5
58	18	at Colorado*	L 2-3
59	20	at Chicago	L 3-5
60	23	at Buffalo	L 1-5
61	24	at Washington*	T 3-3
62	27	Tampa Bay	W 6-2
63	Mar. 1	Philadelphia*	T 5-5
64	3	at Toronto	L 2-4
65	6	at NY Islanders	L 2-5
66	8	at Tampa Bay	W 6-4
67	9	at Florida	W 3-1
68	12	at Hartford	L 3-6
69	13	Montreal	L 0-3
70	15	NY Islanders	W 5-2
71	17	at Buffalo	L 1-5
72	19	at Detroit	L 1-4
73	22	Ottawa	L 4-5
74	24	at Montreal	L 1-3
75	27	NY Islanders	L 3-6
76	29	at NY Islanders	L 2-8
77	Apr. 3	at NY Rangers	L 4-5
78	5	Florida	W 4-2
79	8	at Pittsburgh	L 1-3
80	10	Buffalo	L 1-5
81	11	at New Jersey	L 0-2
82	13	Pittsburgh	W 7-3



Ray Bourque became the team's all-time scoring leader on February 1, 1997 in Tampa Bay. He is shown here with John Bucyk, who had held the record since 1967.

Player	GP	G	A	PTS	PIM
Jozef Stumpel	78	21	55	76	14
Adam Oates	63	18	52	70	10
Ted Donato	67	25	26	51	37
Ray Bourque	62	19	31	50	18
Jason Allison/Washington	53	5	17	22	25
/Boston	19	3	9	12	9
/Total	72	8	26	34	34
Rick Tocchet	40	16	14	30	67
Rob DiMaio	72	13	15	28	82
Don Sweeney	82	3	23	26	39
Steve Heinze	30	17	8	25	27
Jean-Yves Roy	52	10	15	25	22
Tim Sweeney	36	10	11	21	14
Landon Wilson/Colorado	9	1	2	3	23
/Boston	40	7	10	17	49
/Total	49	8	12	20	72
Anson Carter/Washington	19	3	2	5	7
/Boston	19	8	5	13	2
/Total	38	11	7	18	9
Sheldon Kennedy	56	8	10	18	30
Barry Richter	50	5	13	18	32
Brett Harkins	44	4	14	18	8
Todd Elik	13	4	12	16	16
Jeff Odgers	80	7	8	15	197
Troy Mallette	68	6	8	14	155
Kyle McLaren	58	5	9	14	54
Sandy Moger	34	10	3	13	45
Steve Staios	54	3	8	11	71
Mattias Timander	41	1	8	9	14
Jon Rohloff	37	3	5	8	31
Trent McCleary	59	3	5	8	33
Bob Beers	27	3	4	7	8
Clayton Beddoes	21	1	2	3	13
Dean Chynoweth	57	0	3	3	171
Anders Myrvoild	9	0	2	2	4
Andre Roy	10	0	2	2	12
Yevgeny Shalabyin	3	1	0	1	0
Davis Payne	15	0	1	1	4
Cam Stewart	15	0	1	1	4
Randy Robitaille	1	0	0	0	0
Kevin Sawyer	2	0	0	0	0
Tim Cheveldae	2	0	0	0	0
P. C. Drouin	3	0	0	0	0
Paxton Schafer	3	0	0	0	0
David Emma	5	0	0	0	0
Scott Bailey	8	0	0	0	0
Robbie Tallas	28	0	0	0	0
Dean Malkoc	33	0	0	0	70
Bill Ranford	37	0	0	0	0
Jim Carey	19	0	0	0	0

Goaltender	GP	MINS	W-L-T	GA	GAA
Tim Cheveldae	2	93	0-1-0	5	3.23
Robbie Tallas	28	1245	8-12-1	69	3.33
Bill Ranford	37	2148	12-16-8	125	3.49
Scott Bailey	8	394	1-5-0	24	3.65
Jim Carey	19	1005	5-13-0	64	3.82
Paxton Schafer	3	77	0-0-0	6	4.68

## 1996-97 NOTABLES:

Home Record..... 14-20-7  
Road Record..... 12-27-2  
Overall Record..... 26-47-9

- The Bruins miss the post-season for the first time since 1966-67, ending their NHL record of 29 consecutive playoff appearances. Their streak of 29 straight seasons with a winning record is also snapped.

# REGULAR SEASON SCORING & RESULTS

• February 1, 1997: Ray Bourque has a goal and two assists in a 3-0 win in Tampa Bay to become the club's all-time scoring leader with 1,340 points.  
 • March 27, 1997: Ray Bourque becomes just the fifth player in NHL history to record 1,000 assists and is the first to accomplish it with one team.

## 1997-98

Gm	Date	Opponent	Score
1	Oct. 2	Los Angeles	W 6-5
2	4	Montreal	L 1-4
3	7	at Colorado	L 2-3
4	8	at Phoenix*	W 3-2
5	11	at San Jose	L 2-5
6	13	at Anaheim	W 3-0
7	15	at Los Angeles	W 5-3
8	17	at Vancouver	W 2-0
9	18	at Calgary	W 3-0
10	21	at Edmonton	W 2-1
11	23	Tampa Bay*	T 2-2
12	25	Florida	L 4-5
13	30	Anaheim	L 0-3
14	Nov. 1	Edmonton	W 3-1
15	2	at Ottawa	W 3-1
16	6	Washington	W 2-0
17	8	at New Jersey	L 0-2
18	12	at Dallas*	T 3-3
19	13	at St. Louis	L 2-4
20	15	Ottawa*	T 3-3
21	17	at Ottawa	W 4-2
22	19	at Pittsburgh*	T 3-3
23	20	Buffalo	L 0-5
24	22	Dallas	L 0-2
25	26	at Florida	L 5-10
26	28	Vancouver	L 2-5
27	29	Washington*	T 1-1
28	Dec. 1	at Carolina	L 1-3
29	3	at Philadelphia	W 3-0
30	6	Carolina	W 4-1
31	11	Buffalo	W 2-1
32	13	Montreal	W 4-2
33	15	at Florida	W 6-2
34	17	at Tampa Bay	L 0-2
35	18	at Philadelphia*	T 2-2
36	20	NY Islanders	L 3-4
37	22	Detroit	L 2-4
38	27	at Tampa Bay	W 3-1
39	28	at NY Rangers	L 3-4
40	31	at Toronto*	T 2-2
41	Jan. 1	Ottawa*	T 0-0
42	3	San Jose	W 3-0
43	7	at Montreal*	W 2-1
44	8	Phoenix	W 5-2
45	12	New Jersey*	T 1-1
46	14	Pittsburgh	W 5-2
47	21	at Montreal	L 2-4
48	24	at Pittsburgh	L 2-4
49	25	at Washington	L 1-4
50	27	Ottawa	W 6-1
51	29	Pittsburgh	L 2-4
52	31	NY Rangers	W 4-2
53	Feb. 1	at NY Islanders*	T 2-2
54	4	at Buffalo*	T 2-2
55	5	St. Louis	L 1-3
56	7	Carolina	L 1-3
57	26	Buffalo*	T 1-1
58	28	Pittsburgh	W 6-2
59	Mar. 1	at NY Islanders	W 5-4
60	3	at Washington	W 3-0
61	5	at New Jersey*	T 1-1
62	7	Chicago	L 1-2
63	10	at Detroit	W 6-3
64	12	Calgary	L 2-5
65	14	NY Rangers	W 5-1
66	16	Tampa Bay*	W 4-3
67	19	Toronto	W 4-0
68	21	at Buffalo	W 2-1
69	22	at Chicago	L 0-1
70	26	Philadelphia	W 4-2
71	28	Florida*	L 2-3
72	30	Colorado	W 4-1
73	Apr. 1	at NY Rangers	W 4-2
74	3	at Buffalo	L 4-5
75	6	Carolina	L 0-3
76	7	at Ottawa	W 4-2
77	9	NY Islanders	W 4-1
78	11	New Jersey	L 2-3
79	13	at Carolina	W 3-2
80	15	at Montreal	W 6-2
81	18	at Pittsburgh	L 2-5
82	19	Philadelphia	W 2-1

Player	GP	G	A	PTS	PIM
Jason Allison	81	33	50	83	60
Dmitri Khristich	82	29	37	66	42
Ray Bourque	82	13	35	48	80
Sergei Samsonov	81	22	25	47	8
Steve Heinze	61	26	20	46	54
Anson Carter	78	16	27	43	31
Ted Donato	79	16	23	39	54
Tim Taylor	79	20	11	31	57
Rob DiMaio	79	10	17	27	82
P. J. Axelsson	82	8	19	27	38
Kyle McLaren	66	5	20	25	56
Grant Ledyard/Vancouver	49	2	13	15	14
/Boston	22	2	7	9	6
/Total	71	4	20	24	20
Dave Ellett	82	3	20	23	67
Mike Sullivan	77	5	13	18	34
Don Sweeney	59	1	15	16	24
Darren Van Impe/Anaheim	19	1	3	4	4
/Boston	50	2	8	10	36
/Total	69	3	11	14	40
Joe Thornton	55	3	4	7	19
Hal Gill	68	2	4	6	47
Landon Wilson	28	1	5	6	7
Byron Dafoe	65	0	3	3	2
Shawn Bates	13	2	0	2	2
Mattias Timander	23	1	1	2	6
Dean Malkoc	40	1	0	1	86
Cameron Mann	9	0	1	1	4
Ken Baumgartner	82	0	1	1	199
Joel Prpic	1	0	0	0	2
Jean-Yves Roy	2	0	0	0	0
Dean Chynoweth	2	0	0	0	0
Robert Lang	3	0	0	0	2
Randy Robitaille	4	0	0	0	0
Kirk Nielsen	6	0	0	0	0
Jim Carey	10	0	0	0	0
Robbie Tallas	14	0	0	0	0

Goaltender	GP	MINS	W-L-T	GA	GAA
Robbie Tallas	14	788	6-3-3	24	1.83
Byron Dafoe	65	3693	30-25-9	138	2.24
Jim Carey	10	496	3-2-1	24	2.90

## 1997-98 NOTABLES:

Home Record..... 19-16-6  
 Road Record..... 20-14-7  
 Overall Record..... 39-30-13

- Sergei Samsonov wins the Calder Trophy as the league's top rookie.
- Pat Burns wins the Adams Trophy as the NHL's top coach.
- Dean Allison finishes ninth in the Art Ross scoring race.
- January 1, 1998: The Bruins and Senators play to a 0-0 tie, the first scoreless tie for Boston since March 11, 1970 in Chicago and the first on home ice since November 13, 1955 vs. Detroit.



Sergei Samsonov won the Calder Trophy in 1997-98.

## 1998-99

Gm	Date	Opponent	Score
1	Oct. 10	St. Louis*	T 3-3
2	12	NY Islanders	W 3-0
3	14	at Colorado	W 3-0
4	16	at Los Angeles*	L 1-2
5	18	at San Jose	W 3-0
6	19	at Phoenix	L 1-3
7	21	at Anaheim	L 0-3
8	24	at New Jersey	L 1-3
9	28	at Montreal	W 9-2
10	29	Montreal*	T 1-1
11	31	Carolina	L 0-2
12	Nov. 3	at Buffalo	L 2-4

13	Nov. 5	Toronto	W 4-1
14	7	at Pittsburgh*	T 0-0
15	8	at Carolina	W 5-2
16	13	at NY Rangers*	T 3-3
17	14	Dallas	L 1-3
18	19	Florida*	T 5-5
19	21	Washington*	W 5-4
20	24	at Tampa Bay	W 4-1
21	25	at Florida	W 1-0
22	27	Montreal	W 5-1
23	Dec. 1	Vancouver*	T 1-1
24	5	Pittsburgh	W 2-1
25	10	at Carolina	W 3-2
26	12	Buffalo	L 1-4
27	16	at Detroit	L 3-5
28	17	Ottawa	W 5-2
29	19	Detroit	W 4-1
30	21	Tampa Bay	W 3-2
31	23	Philadelphia	L 1-2
32	26	at NY Islanders	L 2-4
33	28	at Washington	L 1-5
34	30	at Nashville	W 5-2
35	31	at Dallas	L 1-6
36	Jan. 2	Anaheim	W 2-1
37	4	Calgary	W 5-1
38	7	Toronto	W 2-1
39	9	at Toronto	L 3-6
40	15	at Buffalo	L 1-2
41	16	Tampa Bay*	T 2-2
42	18	Nashville	W 8-1
43	21	Ottawa	L 1-3
44	26	at NY Islanders	L 1-4
45	28	New Jersey	L 0-2
46	30	at Pittsburgh	L 2-5
47	31	Carolina*	T 0-0
48	Feb. 2	Colorado	L 2-3
49	4	NY Islanders	L 4-5
50	6	at Philadelphia*	T 2-2
51	7	NY Rangers	W 3-2
52	9	at Edmonton	W 2-0
53	12	at Calgary	L 3-4
54	13	at Vancouver	L 1-3
55	18	at Ottawa	L 0-2
56	21	at Chicago	W 6-3
57	23	Ottawa	W 5-2
58	25	New Jersey*	T 3-3
59	27	Washington	W 4-3
60	Mar. 2	Phoenix	W 3-2
61	3	at Carolina	L 1-2
62	5	at New Jersey	W 4-1
63	7	NY Rangers	L 1-3
64	9	Florida	W 2-0
65	12	at NY Rangers	W 5-4
66	13	at Buffalo	L 1-3
67	17	at Toronto	W 4-1
68	20	San Jose*	T 2-2
69	21	at Washington	W 4-1
70	24	at Ottawa	W 3-0
71	25	Chicago*	T 3-3
72	27	at Toronto*	T 2-2
73	30	Los Angeles*	L 1-2
74	Apr. 1	at Montreal	W 3-2
75	3	Philadelphia	W 3-0
76	5	Montreal	W 3-0
77	7	at Florida	W 5-2
78	8	at Tampa Bay	L 0-3
79	10	Tampa Bay	W 3-2
80	15	Pittsburgh	W 4-2
81	17	Buffalo*	W 2-1
82	18	at Philadelphia	L 1-3


Player	GP	G	A	PTS	PIM
Jason Allison	82	23	53	76	68
Dmitri Khristich	79	29	42	71	48
Ray Bourque	81	10	47	57	34
Sergei Samsonov	79	25	26	51	18
Joe Thornton	81	16	25	41	69
Anson Carter	55	24	16	40	22
Steve Heinze	73	22	18	40	30
Kyle McLaren	52	6	18	24	48
Rob DiMaio	71	7	14	21	95
Darren Van Impe	60	5	15	20	66
P. J. Axelsson	77	7	10	17	18
Peter Ferraro	46	6	8	14	44
Grant Ledyard	47	4	8	12	33
Don Sweeney	81	2	10	12	64
Tim Taylor	49	4	7	11	55
Hal Gill	80	3	7	10	63
Shawn Bates	33	5	4	9	2
Chris Taylor	37	3	5	8	12
Cameron Mann	33	5	2	7	17
Ken Belanger/NY Islanders	9	1	1	2	30
/Boston	45	1	4	5	152



# REGULAR SEASON SCORING & RESULTS

/Total	54	2	5	7	182
Landon Wilson	22	3	3	6	17
Mattias Timander	22	0	6	6	10
Dave Ellett	54	0	6	6	25
Ted Donato	14	1	3	4	4
Ken Baumgartner	69	1	3	4	119
Antti Laaksonen	11	1	2	3	2
Randy Robitaille	4	0	2	2	0
Byron Dafoe	68	0	2	2	25
Andre Savage	6	1	0	1	0
Eric Nickulas	2	0	0	0	0
Peter Nordstrom	2	0	0	0	0
Dennis Vaske	3	0	0	0	6
Jonathan Girard	3	0	0	0	0
Terry Virtue	4	0	0	0	0
Jay Henderson	4	0	0	0	2
Brandon Smith	5	0	0	0	0
Marquis Mathieu	9	0	0	0	8
Robbie Tallas	17	0	0	0	0

Goaltender	GP	MINS	W-L-T	GA	GAA
Byron Dafoe	68	4002	32-23-11	133	1.99
Robbie Tallas	17	987	7-7-2	43	2.61



Byron Dafoe had ten shutouts in 1998-99.

## 1998-99 NOTABLES:

Home Record.....	22-10-9
Road Record.....	17-20-4
Overall Record.....	39-30-13

- Ray Bourque and Byron Dafoe each earn Second Team All-Star honors.
- November 7, 1998: The Bruins and Penguins play to a 0-0 tie, Boston's first road scoreless tie since March 11, 1970 in Chicago.
- December 19, 1998: Ray Bourque has three assists in a 4-1 win over Detroit and passes Gordie Howe into third place on the NHL's all-time assists list with 1,052 career.
- January 31, 1999: The Bruins and Hurricanes play to a 0-0 tie. It is the first time since 1955 (Oct. 22 at Detroit and Nov. 13 vs. Detroit) that the Bruins have two scoreless ties in one season.
- March 13, 1999: Ray Bourque becomes Boston's all-time games played leader with the game in Buffalo his 1,437th Bruins game.

## 1999-2000


Gm	Date	Opponent	Score
1	Oct. 2	Carolina	L 1-3
2	4	at Toronto	L 0-4
3	7	at Ottawa	L 3-4
4	9	Philadelphia*	T 1-1
5	11	Colorado*	T 3-3
6	13	at Colorado	L 1-2
7	15	at Dallas*	T 2-2
8	16	at Phoenix	L 1-2
9	20	at Los Angeles*	T 2-2
10	23	at San Jose	W 3-1
11	24	at Anaheim	W 3-2
12	28	Tampa Bay	W 7-3
13	30	Buffalo	W 3-0
14	Nov. 4	New Jersey	W 3-1
15	6	Atlanta	W 4-2
16	10	at Buffalo	L 2-6
17	11	Toronto*	W 4-3
18	13	at NY Rangers	W 5-2
19	17	at New Jersey*	T 2-2
20	18	NY Rangers	W 5-3
21	20	Washington	L 0-3
22	22	at Carolina	W 2-1
23	24	at Nashville	W 5-2
24	26	Vancouver*	T 2-2

25	Nov. 28	NY Islanders	L 1-2
26	Dec. 2	at Washington*	T 2-2
27	4	Chicago	L 3-9
28	9	Edmonton*	T 2-2
29	11	Detroit	L 4-5
30	13	Phoenix	W 2-0
31	14	at Pittsburgh	L 2-4
32	17	at Atlanta	W 3-1
33	18	at St. Louis	L 0-4
34	21	Nashville	L 1-3
35	23	Montreal*	T 3-3
36	27	at NY Islanders	L 0-3
37	29	at New Jersey*	O 4-5
38	30	at Ottawa*	O 4-5
39	Jan. 1	New Jersey*	T 2-2
40	4	at NY Islanders	W 7-3
41	6	Carolina	L 3-7
42	8	NY Islanders	L 2-5
43	11	Toronto	L 2-3
44	13	Buffalo*	T 0-0
45	15	at Montreal*	T 2-2
46	17	Atlanta*	T 3-3
47	19	at Atlanta	W 4-3
48	20	at Tampa Bay	W 4-2
49	22	at Florida*	O 3-4
50	24	Calgary*	O 3-4
51	29	Buffalo	W 1-0
52	31	Anaheim	L 2-4
53	Feb. 1	at Ottawa*	T 4-4
54	3	Toronto	W 4-2
55	8	Washington*	T 2-2
56	11	at NY Rangers	L 2-5
57	12	Florida	L 1-5
58	16	at Toronto*	T 3-3
59	21	at Vancouver	L 2-5
60	23	at Edmonton	L 2-4
61	25	at Washington	W 3-0
62	26	at Pittsburgh*	T 2-2
63	29	Ottawa	L 3-5
64	Mar. 2	Montreal	L 2-5
65	4	Philadelphia	L 0-3
66	6	Ottawa	L 1-5
67	8	at Buffalo*	O 1-2
68	10	at Carolina	W 5-3
69	11	at Montreal	W 5-3
70	16	at Chicago*	O 4-5
71	18	Pittsburgh	W 3-2
72	19	at Philadelphia	L 2-6
73	21	Tampa Bay	W 4-0
74	23	Florida	L 1-3
75	25	Los Angeles*	T 4-4
76	29	at Montreal	L 3-4
77	30	St. Louis	L 2-3
78	Apr. 1	NY Rangers*	T 2-2
79	4	at Tampa Bay	L 4-5
80	5	at Florida	L 3-6
81	8	at Philadelphia	L 0-3
82	9	Pittsburgh	W 3-1

Player	GP	G	A	PTS	PIM
Joe Thornton	81	23	37	60	82
Anson Carter	59	22	25	47	14
Sergei Samsonov	77	19	26	45	4
Ray Bourque	65	10	28	38	22
Dave Andreychuk	63	19	14	33	28
Brian Rolston/New Jersey	11	3	1	4	0
/Colorado	50	8	10	18	12
/Boston	16	5	4	9	6
/Total	77	16	15	31	18
Jason Allison	37	10	18	28	20
Darren Van Impe	79	5	23	28	73
P. J. Axelsson	81	10	16	26	24
Steve Heinze	75	12	13	25	36
Rob DiMaio	50	5	16	21	42
Mike Knuble/NY Rangers	59	9	5	14	18
/Boston	14	3	3	6	8
/Total	73	12	8	20	26
Andre Savage	43	7	13	20	10
Kyle McLaren	71	8	11	19	67
Mikko Eloranta	50	6	12	18	36
Joe Murphy	26	7	7	14	41
Don Sweeney	81	1	13	14	48
Cameron Mann	32	8	4	12	13
Shawn Bates	44	5	7	12	14
Hal Gill	81	3	9	12	51
Eric Nickulas	20	5	6	11	12
Antti Laaksonen	27	6	3	9	2
Mattias Timander	60	0	8	8	22
Brandon Smith	22	2	4	6	10
Marty McSorley	27	2	3	5	62
Joe Hulbig	24	2	2	4	8
Ken Belanger	37	2	2	4	44
Jay Henderson	16	1	3	4	9

Landon Wilson	40	1	3	4	18
Jonathan Girard	23	1	2	3	2
Joel Prpic	14	0	3	3	0
Marquis Mathieu	6	0	2	2	4
Peter Ferraro	5	0	1	1	0
Sean Pronger	11	0	1	1	13
John Grahame	24	0	1	1	8
Aaron Downey	1	0	0	0	0
Johnathan Aitken	3	0	0	0	0
Jeff Zehr	4	0	0	0	2
Nick Boynton	5	0	0	0	0
Robbie Tallas	27	0	0	0	6
Byron Dafoe	41	0	0	0	0

Goaltender	GP	MINS	W-L-T	GA	GAA
John Grahame	24	1344	7-10-5	55	2.46
Byron Dafoe	41	2307	13-16-10	114	2.96
Robbie Tallas	27	1363	4-13-4	72	3.17



Dave Andreychuk, who tied a club record on October 28, 1999, was the last Bruin to score four goals in a game.

## 1999-2000 NOTABLES:

Home Record.....	12-17-11-1
Road Record.....	12-16-8-5
Overall Record.....	24-33-19-6

- October 2, 1999: Ray Bourque scores against Carolina to become the NHL's all-time goal leader among defensemen with 386.
- October 9, 1999: The Bruins play their first game with a four-on-four overtime format in a 1-1 tie with Philadelphia.
- October 28, 1999: Dave Andreychuk ties a club record with four goals in a 7-3 win over Tampa Bay.
- January 1, 2000: Ray Bourque becomes just the fifth player in NHL history to play in four decades.
- February 25, 2000: Ray Bourque scores his tenth goal of the season in Washington. It is his 21st straight season with ten-or-more goals.
- March 4, 2000: Ray Bourque plays his final game in a Boston uniform, a 3-0 loss to Philadelphia.

## 2000-01

Gm	Date	Opponent	Score
1	Oct. 5	Ottawa*	T 4-4
2	7	at Philadelphia	W 5-1
3	9	Florida	W 4-2
4	11	at Anaheim*	W 3-2
5	13	at Los Angeles	L 0-5
6	14	at San Jose	L 2-5
7	17	at Edmonton	L 1-6
8	20	at Calgary	L 2-3
9	26	Washington	W 4-1
10	28	Toronto*	O 1-2
11	30	at NY Rangers	L 1-5
12	31	at NY Islanders	L 2-4
13	Nov. 2	Chicago	W 5-4
14	4	Atlanta	L 3-8
15	5	at Toronto	L 1-7
16	9	Ottawa	W 2-1
17	11	Nashville*	T 2-2
18	16	New Jersey*	O 2-3
19	18	Minnesota	L 1-6
20	21	at Ottawa	L 1-2
21	22	at Detroit	W 5-4
22	24	Carolina	L 1-3
23	26	Los Angeles*	T 4-4
24	28	Pittsburgh	W 3-1
25	Dec. 1	at Washington	L 2-3
26	2	Washington	L 0-2
27	4	at Atlanta	L 4-5
28	6	at Pittsburgh	W 3-2

# REGULAR SEASON SCORING & RESULTS

29	Dec.	8	at Columbus*	O	2-3
30		9	NY Rangers	W	5-4
31		12	Buffalo	L	0-3
32		16	Carolina	W	4-1
33		19	Philadelphia*	T	4-4
34		21	Toronto	W	4-0
35		23	Detroit*	O	1-2
36		27	at NY Islanders	W	5-2
37		29	at Florida	L	0-3
38		30	at Tampa Bay*	T	1-1
39	Jan.	1	at Buffalo	W	4-3
40		5	at Washington*	T	1-1
41		6	Dallas	L	0-4
42		9	Pittsburgh	W	5-2
43		10	at Montreal	W	2-1
44		13	NY Rangers	W	4-1
45		16	at New Jersey	W	5-4
46		18	at Carolina	L	2-4
47		19	at Nashville*	O	0-1
48		22	Florida	L	2-3
49		24	at Toronto	W	2-1
50		26	at Buffalo	W	2-1
51		27	New Jersey*	W	4-3
52		30	St. Louis	W	5-1
53	Feb.	1	Montreal	L	0-3
54		6	Philadelphia	W	4-3
55		9	at Atlanta	L	1-5
56		10	Tampa Bay	W	6-2
57		15	at Tampa Bay	W	6-3
58		16	at Florida	L	1-2
59		18	at Carolina	L	4-5
60		21	at Colorado	L	2-8
61		23	at Dallas*	O	4-5
62		24	at St. Louis*	O	2-3
63		27	Phoenix	W	7-4
64	Mar.	1	Tampa Bay	W	3-1
65		3	San Jose	W	3-2
66		5	at Philadelphia	L	4-6
67		6	Buffalo	L	1-3
68		8	Ottawa	L	3-5
69		10	Atlanta	L	5-7
70		15	Vancouver*	T	2-2
71		17	at Montreal	W	3-2
72		20	at Pittsburgh*	T	2-2
73		22	Montreal*	W	3-2
74		24	Colorado	L	2-4
75		25	at NY Rangers	W	3-2
76		28	at Toronto	W	3-0
77		30	at Ottawa*	O	4-5
78		31	NY Islanders	W	4-2
79	Apr.	2	Montreal*	W	3-2
80		4	at Buffalo	W	3-2
81		6	at New Jersey	L	2-5
82		7	NY Islanders	W	4-2

Player	GP	G	A	PTS	PIM
Jason Allison	82	36	59	95	85
Bill Guerin/Edmonton	21	12	10	22	18
/Boston	64	28	35	63	122
/Total	85	40	45	85	140
Sergei Samsonov	82	29	46	75	18
Joe Thornton	72	37	34	71	107
Brian Rolston	77	19	39	58	28
Andrei Kovalenko	76	16	21	37	27
Eric Weinrich/Montreal	60	6	19	25	34
/Boston	22	1	5	6	10
/Total	82	7	24	31	44
Mikko Eloranta	62	12	11	23	38
P. J. Axelsson	81	8	15	23	27
Mike Knuble	82	7	13	20	37
Dixon Ward	63	5	13	18	65
Kyle McLaren	58	5	12	17	53
Jonathan Girard	31	3	13	16	14
Darren Van Impe	31	3	10	13	41
Don Sweeney	72	2	10	12	26
Hal Gill	80	1	10	11	71
Jarno Kultanen	62	2	8	10	26
Patrick Traverse	37	2	6	8	14
Peter Popovic	60	1	6	7	48
Andrei Nazarov/Anaheim	16	1	0	1	29
/Boston	63	1	4	5	200
/Total	79	2	4	6	229
Shawn Bates	45	2	3	5	26
Ken Belanger	40	2	2	4	121
Cameron Mann	15	1	3	4	6
Paul Coffey	18	0	4	4	30
Lee Goren	21	2	0	2	7
Samuel Pahlsson	17	1	1	2	6
Zdenek Kutlak	10	0	2	2	4
Byron Dafoe	45	0	2	2	6
Brandon Smith	3	1	0	1	0
Eric Manlow	8	0	1	1	2
Marquis Mathieu	1	0	0	0	2

Nick Boynton	1	0	0	0	0
Andre Savage	1	0	0	0	0
Kay Whitmore	5	0	0	0	0
Joe Hulbig	7	0	0	0	4
Eric Nickulas	7	0	0	0	4
Pavel Kolarik	10	0	0	0	4
John Grahame	10	0	0	0	2
Jay Henderson	13	0	0	0	26
Andrew Raycroft	15	0	0	0	0
Peter Skudra	25	0	0	0	0

Goaltender	GP	MINS	W-L-T	GA	GAA
Byron Dafoe	45	2536	22-14-7	101	2.39
Andrew Raycroft	15	649	4-6-0	32	2.96
Peter Skudra	25	1116	6-12-1	62	3.33
John Grahame	10	471	3-4-0	28	3.57
Kay Whitmore	5	203	1-2-0	18	5.32



Jason Allison led the team in scoring in 2000-01 for the third time in four years.

## 2000-01 NOTABLES:


Home Record.....	21-12-5-3
Road Record.....	15-18-3-5
Overall Record.....	36-30-8-8

• Jason Allison finishes fifth overall in the league's scoring race.

## 2001-02

Gm	Date	Opponent	Score
1	Oct.	4 Anaheim	W 4-2
2		6 Atlanta*	W 4-3
3		8 Washington	W 4-0
4		10 Minnesota	L 1-2
5		13 at San Jose	L 2-3
6		16 at Phoenix*	T 1-1
7		17 at Anaheim*	T 2-2
8		20 at Nashville	W 2-1
9		23 at Toronto	L 0-2
10		25 Toronto*	W 2-1
11		27 NY Rangers*	O 1-2
12		28 at Chicago*	T 3-3
13		30 New Jersey*	O 3-4
14	Nov.	3 at New Jersey	W 2-1
15		6 Edmonton*	W 1-0
16		8 Minnesota	L 3-5
17		10 Columbus	L 1-5
18		13 Montreal	W 5-3
19		15 New Jersey*	W 5-4
20		17 Buffalo	W 3-1
21		20 at Montreal	L 2-3
22		23 Vancouver	W 3-2
23		24 at Toronto	L 0-2
24		27 Tampa Bay	W 6-3
25		29 at Philadelphia*	W 3-2
26	Dec.	1 at Ottawa*	O 1-2
27		4 at Atlanta	W 3-2
28		6 Pittsburgh	L 1-4
29		8 Buffalo	W 4-2
30		12 at Pittsburgh	W 4-2
31		13 at Washington	L 1-2
32		15 Philadelphia	L 2-5
33		18 Atlanta*	O 2-3
34		20 Montreal	W 5-0
35		22 at NY Islanders	W 4-2
36		26 Ottawa	W 3-2
37		28 at Florida	W 7-1
38		29 at Tampa Bay*	W 5-4
39		31 at Dallas	L 1-2
40	Jan.	2 at Carolina	W 6-3
41		3 Toronto	L 1-2
42		5 Washington	W 7-4

43	Jan.	8	at Pittsburgh	W	3-2
44		10	Los Angeles	W	5-0
45		12	NY Islanders	L	4-5
46		14	at Washington*	O	0-1
47		17	Ottawa	W	5-2
48		19	at St. Louis*	O	1-2
49		21	St. Louis*	O	3-4
50		23	at NY Rangers	L	4-8
51		24	at Ottawa	L	3-4
52		26	Florida	W	4-2
53		28	Chicago	W	2-1
54		30	at Montreal*	W	4-3
55	Feb.	4	at Columbus	W	8-0
56		5	Buffalo*	T	2-2
57		9	Florida	W	4-1
58		11	at Colorado	L	2-5
59		12	at Vancouver*	W	2-1
60		26	at NY Islanders*	T	3-3
61		28	Carolina	L	2-6
62	Mar.	1	at Buffalo	L	3-4
63		4	Philadelphia	L	1-4
64		6	at Montreal	L	3-5
65		8	at Atlanta	W	3-0
66		9	Calgary	W	3-2
67		13	at NY Rangers	W	3-1
68		14	Toronto	L	1-2
69		16	Detroit	W	2-1
70		19	Phoenix	W	4-2
71		21	at Buffalo	W	2-1
72		23	at Florida	W	3-1
73		24	at Tampa Bay*	W	4-3
74		26	at Carolina	W	3-2
75		30	Carolina	L	0-2
76	Apr.	2	at Philadelphia	W	4-2
77		4	NY Islanders*	O	1-2
78		6	NY Rangers	L	4-6
79		7	at New Jersey*	O	2-3
80		9	Tampa Bay*	T	2-2
81		11	at Ottawa	L	0-4
82		13	Pittsburgh	W	7-1



Brian Rolston set a club record with nine shorthanded goals in 2001-02.

Player	GP	G	A	PTS	PIM
Glen Murray/Los Angeles	9	6	5	11	0
/Boston	73	35	25	60	40
/Total	82	41	30	71	40
Sergei Samsonov	74	29	41	70	27
Joe Thornton	66	22	46	68	127
Bill Guerin	78	4	25	66	91
Brian Rolston	82	31	31	62	30
Jozef Stumpel/Los Angeles	9	1	3	4	4
/Boston	72	7	47	54	14
/Total	81	8	50	58	18
Martin Lapointe	68	17	23	40	101
Marty McInnis/Anaheim	60	9	14	23	25
/Boston	19	2	3	5	8
/Total	79	11	17	28	33
Sean O'Donnell	80	3	22	25	89
P. J. Axelsson	78	7	17	24	16
Hal Gill	79	4	18	22	77
Rob Zamuner	66	12	13	25	24
Nick Boynton	80	4	14	18	107
Don Sweeney	81	3	15	18	35
Mike Knuble	54	8	6	14	42
Sean Brown/Edmonton	61	6	4	10	127
/Boston	12	0	1	1	47
/Total	73	6	5	11	174
Benoit Hogue	17	4	4	8	9
Kyle McLaren	38	0	8	8	19
Jamie Rivers/Ottawa	2	0	0	0	4
/Boston	64	4	2	6	45
/Total	66	4	2	6	49
Scott Pellerin	35	1	5	6	6
Jeff Norton/Florida	29	0	4	4	9

# REGULAR SEASON SCORING & RESULTS

/Boston	3	0	1	1	2
/Total	32	0	5	5	10
Dennis Bonvie	23	1	2	3	84
Jonathan Girard	20	0	3	3	9
Jarno Kuitanen	38	0	3	3	33
P. J. Stock	58	0	3	3	122
Gord Murphy	15	0	2	2	13
John Emmons	22	0	2	2	16
Andrei Nazarov	47	0	2	2	164
Andy Hilbert	6	1	0	1	2
Ivan Huml	1	0	1	1	0
John Grahame	19	0	1	1	6
Byron Dafoe	64	0	1	1	27
Andrew Raycroft	1	0	0	0	0
Chris Kelleher	1	0	0	0	0
Tony Tuzzolino	2	0	0	0	0
Richard Jackman	2	0	0	0	2
Eric Manlow	3	0	0	0	0
Mikko Eloranta	6	0	0	0	2
Pavel Kolarik	13	0	0	0	6

Goaltender	GP	MINS	W-L-T	GA	GAA
Byron Dafoe	64	3827	35-26-3	141	2.21
Andrew Raycroft	1	65	0-0-1	3	2.77
John Grahame	19	1079	8-7-2	52	2.89

## 2001-02 NOTABLES:


Home Record.....	23-11-2-5
Road Record.....	20-13-4-4
Overall Record.....	43-24-6-9

- Bill Guerin is named to the NHL's Second All-Star Team.
- The Bruins take the Northeast Division crown.
- October 4, 2001: Ray Bourque's number 77 is honored in pre-game ceremonies.
- March 26, 2002: Brian Rolston sets a new club record with his eighth shorthanded goal of the season. He finishes the season with nine.

## 2002-03

Gm	Date	Opponent	Score
1	Oct. 11	at Minnesota	L 1-5
2	14	at Colorado	W 2-1
3	16	at Vancouver	W 6-3
4	17	at Calgary*	T 3-3
5	19	at Edmonton	W 4-3
6	21	at Toronto	W 4-1
7	24	Ottawa*	T 2-2
8	26	Atlanta	W 4-3
9	30	at Washington	W 7-2
10	31	Anaheim	L 1-4
11	Nov. 2	NY Rangers	W 3-2
12	7	at Detroit*	O 1-2
13	9	Ottawa	W 7-1
14	11	Edmonton	W 6-1
15	12	at Buffalo	W 4-3
16	14	NY Islanders	W 4-1
17	16	at Philadelphia*	T 2-2
18	19	at Toronto	L 0-2
19	21	Carolina	W 3-1
20	23	Buffalo	W 4-1
21	26	Calgary	W 7-2
22	29	Montreal	W 4-2
23	30	at Pittsburgh	W 3-2
24	Dec. 3	St. Louis	L 0-4
25	5	Atlanta*	W 4-3
26	7	Tampa Bay*	W 3-2
27	8	at NY Rangers	W 4-1
28	10	Montreal	L 2-4
29	12	Ottawa	L 2-5
30	14	at Montreal	L 2-4
31	18	at Buffalo	L 2-4
32	19	at Washington	L 3-5
33	21	Florida*	T 3-3
34	23	San Jose	W 5-2
35	27	at Tampa Bay	L 2-5
36	28	at Atlanta	W 1-0
37	30	New Jersey	L 0-1
38	Jan. 3	at NY Islanders	L 4-8
39	4	Carolina	L 2-4
40	7	at Toronto	L 2-5
41	10	at Buffalo	L 2-4
42	11	Toronto	W 6-2
43	13	Pittsburgh	L 1-2
44	15	at Florida	L 0-3
45	17	at Atlanta	L 1-3
46	18	Columbus	W 7-2
47	20	Washington*	T 3-3
48	23	at Pittsburgh	W 4-1
49	25	Philadelphia*	W 1-0

50	Jan. 28	Nashville	W 2-1
51	30	Chicago	L 1-3
52	Feb. 4	Colorado*	O 2-3
53	6	Montreal	W 6-3
54	8	Pittsburgh	L 2-5
55	11	at Montreal	L 1-3
56	14	at Florida*	W 6-5
57	15	at Tampa Bay	L 2-5
58	17	at Nashville	L 1-5
59	19	at Carolina*	T 1-1
60	21	at New Jersey	L 2-3
61	23	at NY Islanders*	T 4-4
62	25	Dallas*	T 5-5
63	27	at NY Rangers	L 1-4
64	Mar. 1	Philadelphia*	O 2-3
65	3	Vancouver	L 4-6
66	4	at Carolina	W 4-2
67	6	NY Islanders	W 4-1
68	8	Washington*	W 5-4
69	9	at Chicago	L 5-8
70	11	at Ottawa*	O 3-4
71	13	New Jersey	W 4-3
72	15	Florida	W 4-1
73	18	at Phoenix	L 1-2
74	21	at San Jose	L 2-3
75	22	at Los Angeles*	W 4-3
76	24	Toronto	W 3-2
77	27	at Philadelphia*	T 2-2
78	29	NY Rangers	L 1-3
79	31	Tampa Bay	T 2-2
80	Apr. 1	at Ottawa	L 2-3
81	3	at New Jersey*	T 1-1
82	5	Buffalo	W 8-5



Don Sweeney played his 1,000th NHL/Bruins game on November 14, 2002, becoming just the second defenseman in Bruins history to reach that milestone.

Player	GP	G	A	PTS	PIM
Joe Thornton	77	36	65	101	109
Glen Murray	82	44	48	92	64
Mike Knuble	75	30	29	59	45
Brian Rolston	81	27	32	59	32
Jozef Stumpel	78	14	37	51	12
Bryan Berard	80	10	28	38	64
P. J. Axelsson	66	17	19	36	24
Nick Boynton	78	7	17	24	99
Jonathan Girard	73	6	16	22	21
Dan McGillis/Philadelphia	24	0	3	3	20
/San Jose	37	3	13	16	30
/Boston	10	0	1	1	10
/Total	71	3	17	20	60
Michal Grosse	63	2	18	20	71
Marty McInnis	77	9	10	19	38
Martin Lapointe	59	8	10	18	87
Ivan Huml	41	6	11	17	30
Hal Gill	76	4	13	17	56
Rob Zamuner	55	10	6	16	18
Sean O'Donnell	70	1	15	16	76
Sergei Samsonov	8	5	6	11	2
P. J. Stock	71	1	9	10	160
Don Sweeney	67	3	5	8	24
Ian Moran/Pittsburgh	70	0	7	7	46
/Boston	8	0	1	1	2
/Total	78	0	8	8	48
Sean Brown	69	1	5	6	117
Lee Goren	14	2	1	3	7
Andy Hilbert	14	0	3	3	7
John Grahame	23	0	2	2	2
Zdenek Kutlak	4	1	0	1	0
Kris Vernarsky	14	1	0	1	2
Rich Brennan	7	0	1	1	6
Martin Samuelsson	8	0	1	1	2
Brant Myhr	1	0	0	0	31
Jarno Kuitanen	2	0	0	0	0
Matt Herr	3	0	0	0	0

Tim Thomas	4	0	0	0	0
Andrew Raycroft	5	0	0	0	0
Shaone Morrisonn	11	0	0	0	8
Jeff Hackett	18	0	0	0	2
Steve Shields	36	0	0	0	8
Krzysztof Oliwa/NY Rangers	9	0	0	0	51
/Boston	33	0	0	0	110
/Total	42	0	0	0	161

Goaltender	GP	MINS	W-L-T	GA	GAA
Andrew Raycroft	5	300	2-3-0	12	2.40
John Grahame	23	1352	11-9-2	61	2.71
Steve Shields	36	2113	12-13-9	97	2.75
Tim Thomas	4	220	3-1-0	11	3.00
Jeff Hackett	18	990	8-9-0	53	3.21

## 2002-03 NOTABLES:

Home Record.....	23-11-5-2
Road Record.....	13-20-6-2
Overall Record.....	36-31-11-4

- Joe Thornton earns a Second Team All-Star berth.
- The Bruins place two players among the league's scoring elite as Joe Thornton finishes third and Glen Murray seventh overall in the Art Ross race.
- October 14, 2002: Sergei Samsonov scores the game-winning goal at 19:59 of the third period for a 2-1 victory in Colorado.
- October 24, 2002: Terry O'Reilly's number 24 is retired in pre-game ceremonies.
- November 14, 2002: Don Sweeney plays his 1,000th NHL/Bruins game in a 4-1 win vs. the Islanders.
- February 14, 2003: Mike Knuble scores the fastest two goals from the start of a game in team history with first period tallies at 0:10 and 0:27 in Florida. It is a league record for fastest two goals from the start of a game by one player.
- April 5, 2003: Joe Thornton records his 100th point of the season in an 8-5 win vs. Buffalo.

## 2003-04

Gm	Date	Opponent	Score
1	Oct. 8	New Jersey*	T 3-3
2	10	at Tampa Bay	L 1-5
3	11	at Florida*	T 3-3
4	15	at Dallas	W 2-0
5	18	at Los Angeles	W 4-3
6	19	at Anaheim*	W 4-3
7	21	at Colorado	W 4-1
8	23	Carolina	L 0-2
9	25	at New Jersey	W 5-2
10	28	at Montreal	W 2-0
11	30	Montreal*	O 0-1
12	Nov. 1	at Pittsburgh*	O 2-3
13	6	San Jose*	T 5-5
14	8	Dallas	W 4-1
15	11	Edmonton	W 4-3
16	14	at Columbus	W 4-0
17	15	Vancouver*	W 2-1
18	19	at Atlanta*	O 4-5
19	20	Washington	W 3-2
20	22	at Philadelphia	L 2-3
21	25	at St. Louis*	O 3-4
22	28	Nashville	L 1-2
23	30	Phoenix*	T 3-3
24	Dec. 3	at Atlanta	W 6-4
25	4	Toronto	L 0-6
26	6	Philadelphia*	T 1-1
27	8	Ottawa*	T 2-2
28	10	at Florida*	T 1-1
29	11	at Washington	L 5-6
30	13	at Ottawa	W 3-2
31	16	at Montreal*	T 1-1
32	18	Calgary	L 0-5
33	20	Carolina	L 1-2
34	22	at NY Rangers	L 2-4
35	23	Tampa Bay*	T 1-1
36	27	at Tampa Bay	L 2-4
37	29	at Washington	W 3-1
38	30	Ottawa	L 0-3
39	Jan. 1	Toronto	W 3-2
40	3	NY Islanders*	T 3-3
41	7	at Detroit	W 3-0
42	8	Pittsburgh	W 3-1
43	10	Detroit*	W 2-1
44	12	Buffalo	W 4-3
45	15	at Buffalo	W 1-0
46	17	at Ottawa	L 0-4
47	19	NY Rangers	W 5-2
48	20	at NY Rangers	W 4-1
49	22	Buffalo	L 2-3



# REGULAR SEASON SCORING & RESULTS

50	Jan.	24	Florida	L	1-2
51		27	at NY Islanders*	T	2-2
52		29	NY Islanders*	W	2-1
53		31	at Montreal	W	1-0
54	Feb.	1	Pittsburgh	W	4-1
55		3	Atlanta	W	5-4
56		5	at Buffalo	W	6-2
57		10	at Pittsburgh	W	6-3
58		12	at Ottawa*	O	2-3
59		14	at Chicago*	O	1-2
60		17	at Toronto	W	5-2
61		19	at Philadelphia	W	4-3
62		21	at Carolina*	T	3-3
63		23	Florida	L	0-2
64		24	at NY Islanders*	T	0-0
65		26	Montreal*	O	2-3
66		28	Philadelphia*	W	3-2
67	Mar.	2	at Toronto	L	2-3
68		4	NY Rangers	W	3-1
69		6	Atlanta*	T	2-2
70		9	at Nashville	W	3-2
71		11	at Buffalo*	W	3-2
72		13	Buffalo*	W	3-2
73		16	at Toronto	W	2-1
74		18	Minnesota	L	0-2
75		20	Tampa Bay	W	5-4
76		23	Ottawa	W	4-2
77		25	Toronto	L	0-3
78		27	Montreal*	W	3-2
79		30	at Carolina	W	3-2
80	Apr.	1	Washington*	T	3-3
81		3	New Jersey	L	2-5
82		4	at New Jersey	W	3-1

Player	GP	G	A	PTS	PIM
Joe Thornton	77	23	50	73	98
Glen Murray	81	32	28	60	56
Sergei Gonchar/Washington	56	7	42	49	44
/Boston	15	4	5	9	12
/Total	71	11	47	58	56
Brian Rolston	82	19	29	48	40
Mike Knuble	82	21	25	46	32
Sergei Samsonov	58	17	23	40	4
Patrice Bergeron	71	16	23	39	22
Nick Boynton	81	6	24	30	100
Dan McGillis	80	5	23	28	65
Jiri Slegr/Vancouver	16	2	5	7	8
/Boston	36	4	15	19	27
/Total	52	6	20	26	35
Martin Lapointe	78	15	10	25	67
P. J. Axelsson	68	6	14	20	42
Travis Green	64	11	5	16	67
Jeff Jillson	50	4	10	14	35
Michael Nylander/Washington	3	0	2	2	8
/Boston	15	1	11	12	14
/Total	18	1	13	14	22
Ted Donato	63	6	5	11	18
Sean O'Donnell	82	1	10	11	110
Rob Zamuner	57	4	5	9	16
Hal Gill	82	2	7	9	99
Shaone Morrisonn	30	1	7	8	10
Andy Delmore/Buffalo	37	2	5	7	29
/Boston	-	-	-	-	-
/Total	37	2	5	7	29
Craig MacDonald/Florida	34	0	3	3	25
/Boston	18	0	3	3	8
/Total	52	0	6	6	33
Michal Grosek	33	3	2	5	33
Ian Moran	35	1	4	5	28
Sandy McCarthy	37	3	1	4	28
Carl Corazzini	12	2	0	2	0
Andy Hilbert	18	2	0	2	0
Andrew Raycroft	57	0	2	2	9
Sergei Zinovjev	10	0	1	1	2
Doug Doull	35	0	1	1	132
P. J. Stock	1	0	0	0	0
Colton Orr	1	0	0	0	0
Zdenek Kutlak	2	0	0	0	0
Kris Vernarsky	3	0	0	0	0
Pat Leahy	6	0	0	0	0
Martin Samuelsson	6	0	0	0	0
Ivan Huml	7	0	0	0	6
Felix Potvin	28	0	0	0	8
Goaltender	GP	MINS	W-L-T	GA	GAA
Andrew Raycroft	57	3421	29-18-9	117	2.05
Felix Potvin	28	1608	12-8-6	67	2.50

## 2003-04 NOTABLES:

Home Record.....	18-12-9-2
Road Record.....	23-7-6-5
Overall Record.....	41-19-15-7

- The Bruins win the Northeast Division title.
- Andrew Raycroft wins the Calder Trophy.
- January 12, 2004: Cam Neely's number 8 is retired in pre-game ceremonies.
- March 27, 2004: The Bruins set an NHL record with their 29th overtime game of the season, a 3-2 victory over Montreal.



Cam Neely's number 8 was retired by the Bruins on January 12, 2004.

## 2004-05

Season Cancelled - NHL Lockout

## 2005-06

Gm	Date	Opponent	Score
1	Oct. 5	Montreal	L 1-2
2	7	at Buffalo	L 1-4
3	8	at Pittsburgh*	W 7-6
4	10	at Tampa Bay	W 4-2
5	13	at Florida	W 5-2
6	15	at Ottawa	L 1-5
7	18	at Montreal	L 3-4
8	20	Buffalo	L 3-4
9	22	Pittsburgh	W 6-3
10	24	at Toronto*	O 4-5
11	26	at Carolina*	O 3-4
12	27	Toronto	W 2-1
13	29	New Jersey*	O 4-5
14	Nov. 1	at NY Islanders*	O 3-4
15	3	Florida	W 4-1
16	5	Pittsburgh	W 6-3
17	8	at Philadelphia*	O 3-4
18	10	Ottawa	L 2-5
19	12	at NY Islanders	L 2-5
20	17	Toronto	L 1-4
21	19	Buffalo	L 2-3
22	20	at NY Rangers	L 2-3
23	23	at Toronto	W 5-1
24	25	Philadelphia	L 3-5
25	26	at Ottawa	L 2-4
26	29	at New Jersey	L 2-3
27	Dec. 1	Ottawa	W 3-0
28	3	at Edmonton*	W 5-4
29	4	at Vancouver	L 2-5
30	7	at Colorado	L 1-4
31	11	Phoenix*	O 1-2
32	15	at Minnesota	W 3-2
33	17	at Calgary	L 0-3
34	22	Toronto	W 4-1
35	23	at Toronto	L 1-2
36	27	at Washington*	W 4-3
37	28	at Florida	L 4-6
38	30	at Tampa Bay	W 2-1
39	Jan. 2	Philadelphia	L 0-1
40	5	Ottawa	W 4-2
41	7	Tampa Bay	W 6-3
42	10	San Jose	L 2-6
43	12	Los Angeles	L 0-6
44	14	Dallas*	O 1-2
45	16	Anaheim*	W 4-3
46	19	at Philadelphia	W 5-2
47	21	NY Rangers*	O 2-3
48	23	at Washington	W 3-2
49	24	at Atlanta	W 3-2
50	26	Washington	W 3-2
51	28	NY Islanders	L 3-4
52	30	at Ottawa	W 5-0
53	Feb. 2	Montreal	W 3-1
54	4	at Montreal	L 0-2
55	5	Carolina*	O 3-4
56	8	at Pittsburgh	W 3-1
57	9	New Jersey*	O 2-3

58	Feb.	11	Tampa Bay	L	5-6
59	Mar.	1	at Carolina	L	3-4
60		2	Atlanta	W	3-2
61		4	Buffalo	L	2-3
62		7	at Buffalo	L	2-3
63		9	Montreal	L	0-3
64		11	NY Islanders	L	1-3
65		12	at Buffalo	L	2-6
66		14	at Toronto*	O	4-5
67		16	Ottawa*	W	3-2
68		18	Carolina	W	4-2
69		20	at NY Rangers	L	2-5
70		21	Atlanta*	O	4-5
71		24	at New Jersey	L	2-4
72		25	Buffalo	W	5-4
73		27	Florida*	O	3-4
74		29	at Buffalo	L	3-4
75	Apr.	1	at Montreal	L	0-2
76		4	at Montreal	L	3-5
77		6	Toronto*	W	3-2
78		8	NY Rangers*	O	3-4
79		10	Washington*	O	1-2
80		11	at Ottawa*	O	3-4
81		13	Montreal	L	3-4
82		15	at Atlanta	L	3-4

Player	GP	G	A	PTS	PIM
Patrice Bergeron	81	31	42	73	22
Brad Boyes	82	26	43	69	28
Marco Sturm/San Jose	23	6	10	16	16
/Boston	51	23	20	43	32
/Total	74	29	30	59	48
Glen Murray	64	24	29	53	52
Brad Stuart/San Jose	23	2	10	12	14
/Boston	55	10	21	31	36
/Total	78	12	31	43	50
Sergei Samsonov	55	18	19	37	22
Marty Reasoner/Edmonton	58	9	17	26	20
/Boston	19	2	6	8	8
/Total	77	11	23	34	28
Joe Thornton	23	9	24	33	6
Brian Leetch	61	5	27	32	36
P. J. Axelsson	59	10	18	28	4
Brad Isbister	58	6	17	23	46
Wayne Primeau/San Jose	21	5	3	8	17
/Boston	50	6	8	14	40
/Total	71	11	11	22	57
Travis Green	82	10	12	22	79
David Tanabe/Phoenix	21	0	4	4	8
/Boston	54	4	12	16	48
/Total	75	4	16	20	56
Jiri Slegr	32	5	11	16	56
Nick Boynton	54	5	7	12	93
Josh Langfeld/San Jose	39	2	9	11	16
/Boston	18	0	1	1	10
/Total	57	2	10	12	26
Milan Jurcina	51	6	5	11	54
Dave Scatchard	16	4	6	10	28
Tom Fitzgerald	71	4	6	10	40
Alex Zhamnov	24	1	9	10	30
Hal Gill	80	1	9	10	124
Mariusz Czerkawski/Toronto	19	4	1	5	6
/Boston	16	4	1	5	4
/Total	35	8	2	10	10
Pat Leahy	43	4	4	8	19
Shawn McEachern	28	2	6	8	22
Andrew Alberts	73	1	6	7	68
Eric Nickulas	16	2	4	6	8
Dan LaCouture	55	2	2	4	53
Yan Stastny/Edmonton	3	0	0	0	0
/Boston	17	1	3	4	10
/Total	20	1	3	4	10
Ian Moran	12	1	1	2	10
Mark Stuart	17	1	1	2	10
Kevin Dallman	21	0	1	1	8
Tim Thomas	38	0	1	1	4
Jordan Sigale	1	0	0	0	0
Ben Guite	1	0	0	0	0
Nathan Robinson	2	0	0	0	0
Jay Leach	2	0	0	0	7
Eric Healey	2	0	0	0	2
Zdenek Blatny	5	0	0	0	2
Ben Walter	6	0	0	0	4
Hannu Toivonen	20	0	0	0	6
Colton Orr	20	0	0	0	27
Andrew Raycroft	30	0	0	0	0

Goaltender	GP	MINS	W-L-O	GA	GAA
Jordan Sigale	1	1	0-0-0	0	0.00
Hannu Toivonen	20	1162	9-5-4	51	2.63
Tim Thomas	38	2193	12-13-10	101	2.76
Andrew Raycroft	30	1615	8-19-2	100	3.72

# REGULAR SEASON SCORING & RESULTS

## 2005-06 NOTABLES:

Home Record..... 16-15-10  
Road Record..... 13-22-6  
Overall Record..... 29-37-16

- October 18, 2005: Brian Leetch records his 1,000th NHL point with an assist in a 1-1=2 effort in Montreal.
- October 24, 2005: The Bruins participate in their first NHL shootout, dropping a 5-4 decision in Toronto.
- January 28, 2006: The NY Islanders take 51 shots on goal, the most shots allowed by the Bruins since March 27, 1971 (52 by NY Rangers).
- April 13, 2006: Patrice Bergeron scores twice vs. Montreal, becoming the youngest player in team history to score 30 goals in a season at 20 years, 262 days.



Patrice Bergeron became the youngest player in team history to score 30 goals in a season when he scored 31 in 2005-06.


## 2006-07

Gm	Date	Opponent	Score
1	Oct. 6	at Florida	L 3-8
2	7	at Tampa Bay	W 3-2
3	11	at Atlanta	L 1-4
4	12	at St. Louis	O 2-3
5	14	at NY Islanders	L 1-4
6	19	Calgary	W 3-2
7	21	Buffalo	L 2-6
8	26	Montreal	L 2-3
9	28	Ottawa	W 2-1
10	Nov. 2	Buffalo	O 4-5
11	4	Tampa Bay*	W 6-5
12	6	at Atlanta	L 3-5
13	9	Toronto	L 4-6
14	11	Ottawa	W 4-3
15	15	at Washington*	W 3-2
16	16	Toronto*	W 2-1
17	18	Washington*	W 3-2
18	20	Florida	L 2-3
19	22	at Pittsburgh*	W 4-3
20	24	Carolina	L 1-5
21	25	at Toronto	W 3-1
22	28	at Toronto	W 4-1
23	30	Tampa Bay*	W 4-3
24	Dec. 2	at Carolina	L 2-5
25	4	at Montreal	W 6-5
26	7	Toronto	W 3-1
27	9	New Jersey	L 1-5
28	12	at Montreal	L 3-4
29	14	New Jersey	W 5-3
30	16	Florida	L 3-6
31	19	at Ottawa	W 7-2
32	21	Vancouver	W 2-0
33	23	Montreal	W 4-2
34	26	at Columbus	O 4-5
35	29	at Chicago	W 5-3
36	30	at Nashville	L 0-5
37	Jan. 1	at Toronto	L 1-5
38	4	Toronto	L 2-10
39	6	Philadelphia	W 4-3
40	9	at Ottawa	L 2-5
41	11	NY Islanders	O 4-5
42	13	at NY Rangers	L 1-3
43	15	Buffalo*	W 3-2
44	17	at Buffalo	L 3-6
45	18	Pittsburgh*	W 5-4
46	20	Ottawa	L 0-3
47	27	at Ottawa	L 1-3
48	29	NY Rangers	L 1-6
49	30	at Buffalo	L 1-7
50	Feb. 1	Buffalo	L 1-3
51	3	at Carolina*	W 4-3

52	Feb. 6	at Washington*	W 3-2
53	8	Carolina	L 2-5
54	10	NY Islanders*	W 4-3
55	13	Edmonton	W 3-0
56	15	at NY Islanders	L 1-4
57	17	at Buffalo*	W 4-3
58	19	at Philadelphia	W 6-3
59	20	at Toronto	W 3-0
60	23	at Tampa Bay	W 6-2
61	24	at Florida	L 2-7
62	26	Atlanta	L 2-3
63	Mar. 1	Philadelphia	O 3-4
64	3	Montreal	W 3-1
65	4	at New Jersey	W 4-1
66	6	Colorado	L 0-2
67	8	Minnesota	L 1-2
68	10	at Philadelphia	L 1-4
69	11	at Detroit	W 6-3
70	15	Washington*	W 4-3
71	17	at NY Rangers	L 0-7
72	20	at Montreal	L 0-1
73	22	Montreal	L 3-6
74	24	NY Rangers	O 1-2
75	25	at Pittsburgh	L 0-5
76	27	at Ottawa	W 3-2
77	29	Pittsburgh	L 2-4
78	31	Atlanta	L 2-3
79	Apr. 1	at New Jersey	L 1-3
80	3	at Montreal	L 0-2
81	5	at Buffalo	L 2-4
82	7	Ottawa	L 3-6

Player	GP	G	A	PTS	PIM
Marc Savard	82	22	74	96	96
Patrice Bergeron	77	22	48	70	26
Glen Murray	59	28	17	45	44
Marco Sturm	76	27	17	44	46
Zdeno Chara	80	11	32	43	100
Brad Boyes	62	13	21	34	25
Phil Kessel	70	11	18	29	12
P. J. Axelsson	55	11	16	27	52
Dennis Wideman/St. Louis	55	5	17	22	44
/Boston	20	1	2	3	27
/Total	75	6	19	25	71
Brandon Bochenski/Chicago	10	2	0	2	2
/Boston	31	11	11	22	14
/Total	41	13	11	24	16
Chuck Kobasew/Calgary	40	4	13	17	37
/Boston	10	1	1	2	25
/Total	50	5	14	19	62
Paul Mara	59	3	15	18	95
Brad Stuart	48	7	10	17	26
Shean Donovan	76	6	11	17	56
Mark Mowers	78	5	12	17	26
Aaron Ward/NY Rangers	60	3	10	13	57
/Boston	20	1	2	3	18
/Total	80	4	12	16	75
Wayne Primeau	51	7	8	15	75
Andrew Ference/Calgary	54	2	10	12	66
/Boston	26	1	2	3	31
/Total	80	3	12	15	97
Petr Tenkrat	64	9	5	14	34
Stanislav Chistov/Anaheim	1	0	0	0	0
/Boston	60	5	8	13	36
/Total	61	5	8	13	36
Andrew Alberts	76	0	10	10	124
Jason York	49	1	7	8	32
Petr Kalus	9	4	1	5	6
Milan Jurcina	40	2	1	3	20
Bobby Allen	31	0	3	3	10
Matt Lashoff	12	0	2	2	12
Yan Stastny	21	0	2	2	19
Jeff Hoggan	46	0	2	2	33
Wade Brookbank	7	1	0	1	15
Mark Stuart	15	0	1	1	14
Nathan Dempsey	17	0	1	1	6
Jeremy Reich	32	0	1	1	63
Jonathan Sigale	1	0	0	0	4
Philippe Sauve	2	0	0	0	0
Brian Finley	2	0	0	0	0
Nate Thompson	4	0	0	0	0
Ben Walter	4	0	0	0	0
David Krejci	6	0	0	0	2
Joey MacDonald/Detroit	8	0	0	0	0
/Boston	7	0	0	0	0
/Total	15	0	0	0	0
Hannu Toivonen	18	0	0	0	2
Tim Thomas	66	0	0	0	6
Goaltender	GP	MINS	W-L-O	GA	GAA
Joey MacDonald	7	358	2-2-1	16	2.68
Brian Finley	2	59	0-1-0	3	3.05
Tim Thomas	66	3619	30-29-4	189	3.13

Hannu Toivonen	18	894	3-9-1	63	4.23
Philippe Sauve	2	41	0-0-0	4	5.85



Marc Savard led the Bruins in scoring in 2006-07 in his first season with the team.

## 2006-07 NOTABLES:

Home Record..... 18-19-4  
Road Record..... 17-22-2  
Overall Record..... 35-41-6

- Marc Savard finishes ninth overall in the Art Ross scoring race.
- Phil Kessel wins the Masterton Trophy.
- December 19, 2006: Patrice Bergeron has five assists in a 7-2 win in Ottawa.
- February 8, 2007: Carolina's Ray Whitney scores a hat trick in just a 1:40 span of the second period in a 5-2 Carolina win in Boston.
- March 1, 2007: The Bruins face 55 shots from Philadelphia, the most shots by a Boston opponent since March 18, 1965 vs. Detroit.

## 2007-08

Gm	Date	Opponent	Score
1	Oct. 5	at Dallas	L 1-4
2	6	at Phoenix	W 3-1
3	10	at Anaheim	L 1-2
4	12	at Los Angeles	W 8-6
5	13	at San Jose	W 2-1
6	18	Tampa Bay	W 4-1
7	20	NY Rangers*	W 1-0
8	22	at Montreal	L 1-6
9	25	Chicago	W 3-1
10	27	Philadelphia	L 1-2
11	Nov. 1	Buffalo*	W 4-3
12	3	at Ottawa	L 2-3
13	4	Ottawa	O 1-2
14	7	at Buffalo	O 1-2
15	8	Montreal	L 1-2
16	10	Buffalo	W 2-1
17	15	Toronto	W 5-2
18	17	at Montreal	L 4-7
19	20	at Toronto	W 4-2
20	23	NY Islanders	W 2-1
21	24	at NY Islanders	L 1-2
22	26	at Philadelphia	W 6-3
23	29	at Florida	W 4-3
24	Dec. 1	at Tampa Bay	L 1-4
25	3	at NY Islanders	W 3-1
26	5	at New Jersey	O 3-4
27	6	Montreal	L 2-4
28	8	at Toronto	W 2-1
29	10	at Buffalo	W 4-1
30	12	at Atlanta	W 5-3
31	13	New Jersey	L 1-3
32	15	Columbus	W 2-0
33	18	Ottawa	L 2-3
34	20	Pittsburgh	O 4-5
35	22	St. Louis	L 1-4
36	23	at Pittsburgh	L 2-4
37	28	at Carolina	L 3-4
38	29	at Atlanta	L 0-5
39	31	Atlanta	W 5-2
40	Jan. 3	Washington	W 2-0
41	5	New Jersey	W 4-3
42	8	Carolina	L 0-1
43	10	Montreal	L 2-5
44	12	at Philadelphia*	W 4-3
45	17	Toronto	O 2-3
46	19	NY Rangers*	W 4-3
47	20	at NY Rangers	W 3-1
48	22	at Montreal	L 2-8

# REGULAR SEASON SCORING & RESULTS

49	Jan.	24	NY Islanders	W	4-1
50		29	Nashville	W	3-1
51		31	at Ottawa	W	3-1
52	Feb.	2	Detroit	L	1-3
53		5	Buffalo	L	2-4
54		8	at Buffalo*	W	3-2
55		9	Florida	L	3-6
56		12	Carolina	L	2-3
57		13	at Pittsburgh	W	2-1
58		16	at Toronto	O	3-4
59		19	at Carolina*	W	3-2
60		21	at Florida*	W	5-4
61		23	at Tampa Bay	W	5-3
62		26	Ottawa	W	4-0
63		28	Pittsburgh	W	5-1
64	Mar.	1	Atlanta*	W	3-2
65		3	at Washington	L	2-10
66		4	Florida	O	0-1
67		6	Toronto	L	2-8
68		8	Washington	W	2-1
69		9	at NY Rangers	O	0-1
70		11	at Ottawa	L	1-4
71		13	Tampa Bay	L	1-3
72		15	Philadelphia*	W	3-2
73		16	at Washington	O	1-2
74		20	Montreal	L	2-4
75		22	at Montreal	O	2-3
76		25	at Toronto	W	6-2
77		27	Toronto	W	4-2
78		29	Ottawa	W	4-0
79		30	at Buffalo	O	1-2
80	Apr.	2	at New Jersey	O	2-3
81		4	at Ottawa	W	2-1
82		5	Buffalo	L	0-3



Zdeno Chara was named a Second Team NHL All-Star in 2007-08 and was a finalist for the Norris Trophy as well.

Player	GP	G	A	PTS	PIM
Marc Savard	74	15	63	78	66
Marco Sturm	80	27	29	56	40
Zdeno Chara	77	17	34	51	114
Chuck Kobasew	73	22	17	39	29
Phil Kessel	82	19	18	37	28
Dennis Wideman	81	13	23	36	70
Glen Metropolit	82	11	22	33	36
Glen Murray	63	17	13	30	50
P. J. Axelsson	75	13	16	29	15
Milan Lucic	77	8	19	27	89
David Krejci	56	6	21	27	20
Peter Schaefer	63	9	17	26	18
Andrew Ference	59	1	14	15	50
Aaron Ward	65	5	8	13	54
Petteri Nokelainen	57	7	3	10	19
Mark Stuart	82	4	4	8	81
Shane Hnidy/Anaheim	33	1	2	3	30
/Boston	43	1	4	5	41
/Total	76	2	6	8	71
Shawn Thornton	58	4	3	7	74
Patrice Bergeron	10	3	4	7	2
Vladimir Sobotka	48	1	6	7	24
Brandon Bochenski	20	0	6	6	6
Matt Lashoff	18	1	4	5	0
Jeremy Reich	58	2	2	4	78
Andrew Alberts	35	0	2	2	39
Matt Hunwick	13	0	1	1	4
Jeff Hoggan	1	0	0	0	0
Tuukka Rask	4	0	0	0	0
Manny Fernandez	4	0	0	0	0
Pascal Pelletier	6	0	0	0	0
Bobby Allen	18	0	0	0	2
Alex Auld	23	0	0	0	0
Tim Thomas	47	0	0	0	2

Goaltender	GP	MINS	W-L-O	GA	GAA
Alex Auld	23	1213	9-7-5	47	2.32
Tim Thomas	57	3343	28-19-6	136	2.44
Tuukka Rask	4	184	2-1-1	10	3.26
Manny Fernandez	4	244	2-2-0	16	3.93

## 2007-08 NOTABLES:

Home Record..... 21-16-4  
Road Record..... 20-13-8  
Overall Record..... 41-29-12

- Marc Savard finishes third in the league in assists.
- Zdeno Chara is named a Second Team All-Star and is a finalist for the Norris Trophy.
- February 2, 2008: Marco Sturm plays his 730th NHL game vs. Detroit, the most ever by a player born and raised in Germany.
- March 16, 2008: Glen Murray plays his 1,000th NHL game in Washington.

## 2008-09

Gm	Date	Opponent	Score
1	Oct. 9	at Colorado	W 5-4
2	11	at Minnesota	L 3-4
3	15	at Montreal	O 3-4
4	18	at Ottawa	W 4-2
5	20	Pittsburgh	O 1-2
6	21	at Buffalo	O 2-3
7	23	Toronto	L 2-4
8	25	Atlanta	W 5-4
9	27	at Edmonton*	W 1-0
10	28	at Vancouver	W 1-0
11	30	at Calgary	L 2-3
12	Nov. 1	Dallas	W 5-1
13	6	Toronto	W 5-2
14	8	Buffalo	W 3-1
15	12	at Chicago*	W 2-1
16	13	Montreal	W 6-1
17	15	at NY Rangers	O 2-3
18	17	at Toronto	W 3-2
19	19	Buffalo	W 7-4
20	21	Florida	W 4-2
21	22	at Montreal*	W 3-2
22	26	at Buffalo	L 2-3
23	28	NY Islanders	W 7-2
24	29	Detroit	W 4-1
25	Dec. 4	at Tampa Bay	W 3-1
26	6	at Florida	W 4-0
27	8	Tampa Bay	W 5-3
28	10	at Washington	L 1-3
29	12	at Atlanta	W 7-3
30	13	Atlanta	W 4-2
31	18	Toronto	W 8-5
32	20	Carolina	W 4-2
33	21	at St. Louis	W 6-3
34	23	at New Jersey	W 2-0
35	27	at Carolina	W 4-2
36	28	at Atlanta	W 2-1
37	30	at Pittsburgh	W 5-2
38	Jan. 1	Pittsburgh	W 4-2
39	3	Buffalo	L 2-4
40	6	Minnesota	L 0-1
41	8	Ottawa	W 6-4
42	10	Carolina	W 5-1
43	13	Montreal	W 3-1
44	15	at NY Islanders	W 2-1
45	17	at Washington	L 1-2
46	19	St. Louis	O 4-5
47	21	at Toronto*	W 4-3
48	27	Washington*	W 3-2
49	29	New Jersey*	O 3-4
50	31	NY Rangers	W 1-0
51	Feb. 1	at Montreal	W 3-1
52	4	at Philadelphia	W 3-1
53	5	at Ottawa*	W 4-3
54	7	Philadelphia*	O 3-4
55	10	San Jose	L 2-5
56	13	at New Jersey	L 0-1
57	14	at Nashville*	O 2-3
58	17	at Carolina	W 5-1
59	21	at Florida	L 0-2
60	22	at Tampa Bay	L 3-4
61	24	Florida	W 6-1
62	26	Anaheim	W 6-0
63	28	Washington*	O 3-4
64	Mar. 3	Philadelphia	L 2-4
65	5	Phoenix	L 1-2
66	7	Chicago	W 5-3
67	8	at NY Rangers	L 3-4
68	10	at Columbus	L 0-2

69	Mar.	12	Ottawa	W	5-3
70		14	NY Islanders	W	2-1
71		15	at Pittsburgh	L	4-6
72		19	Los Angeles*	O	2-3
73		22	New Jersey	W	4-1
74		28	at Toronto	W	7-5
75		29	at Philadelphia	W	4-3
76		31	Tampa Bay	W	3-1
77	Apr.	2	Ottawa	W	2-1
78		4	NY Rangers	W	1-0
79		7	at Ottawa	L	2-3
80		9	Montreal*	W	5-4
81		11	at Buffalo	L	1-6
82		12	at NY Islanders	W	6-2

Player	GP	G	A	PTS	PIM
Marc Savard	82	25	63	88	70
David Krejci	82	22	51	73	26
Mark Recchi/Tampa Bay	62	13	32	45	20
/Boston	18	10	6	16	2
/Total	80	23	38	61	22
Phil Kessel	70	36	24	60	16
Michael Ryder	74	27	26	53	26
Zdeno Chara	80	19	31	50	95
Dennis Wideman	79	13	37	50	34
Blake Wheeler	81	21	24	45	46
Chuck Kobasew	68	21	21	42	56
Milan Lucic	72	17	25	42	136
Patrice Bergeron	64	8	31	39	16
P. J. Axelsson	65	6	24	30	16
Matt Hunwick	53	6	21	27	31
Steve Montador/Anaheim	65	4	16	20	125
/Boston	13	0	1	1	18
/Total	78	4	17	21	143
Stephane Yelle	77	7	11	18	32
Mark Stuart	82	5	12	17	76
Andrew Ference	47	1	15	16	40
Marco Sturm	19	7	6	13	8
Shane Hnidy	65	3	9	12	45
Shawn Thornton	79	6	5	11	123
Aaron Ward	65	3	7	10	44
Byron Bitz	35	4	3	7	18
Vladimir Sobotka	25	1	4	5	10
Martin St. Pierre	14	2	2	4	4
Petteri Nokelainen	33	0	3	3	10
Martins Karsums	6	0	1	1	0
Matt Lashoff	16	0	1	1	10
Tim Thomas	53	0	1	1	6
Johnny Boychuk	1	0	0	0	0
Tuukka Rask	1	0	0	0	0
Mikko Lehtonen	1	0	0	0	0
Manny Fernandez	28	0	0	0	2

Goaltender	GP	MINS	W-L-O	GA	GAA
Tuukka Rask	1	60	1-0-0	0	0.00
Tim Thomas	54	3259	36-11-7	114	2.10
Manny Fernandez	28	1644	16-8-3	71	2.59

## 2008-09 NOTABLES:

Home Record..... 29-6-6  
Road Record..... 24-13-4  
Overall Record..... 53-19-10



Tim Thomas won the Vezina Trophy as the league's top goaltender in 2008-09.

- Zdeno Chara and Tim Thomas are named to the NHL's First All-Star Team.
- Zdeno Chara wins the Norris Trophy as the league's top defenseman.
- Tim Thomas wins the Vezina Trophy as the NHL's top goaltender as he leads the NHL in goals against average and save percentage and is sixth overall in wins.
- Claude Julien is named the league's top coach as the Adams Trophy winner.



# REGULAR SEASON SCORING & RESULTS

- Thomas and Manny Fernandez share the Jennings Trophy for allowing the fewest goals against.
- Marc Savard finishes sixth in the NHL in assists and ninth overall in the Art Ross scoring race.
- David Krejci (+37) and Blake Wheeler (+36) finish first and second, respectively, in the league in plus/minus.
- The Bruins finish with the top record in the Eastern Conference and their 53 wins and 116 points are the third-highest such totals in their history.
- October 25, 2008: Milan Lucic scores his first career hat trick in a 3-1=4 effort vs. Atlanta. The teams switched ends at the 9:58 mark of the third period due to incorrect markings on the West End of the TD Banknorth Garden ice.
- October 27-28, 2008: Tim Thomas records consecutive-night 1-0 shutouts in Edmonton and in Vancouver. It is just the second time in NHL history that a goaltender has registered consecutive 1-0 road shutouts.
- November 6, 2008: Blake Wheeler records a hat trick vs. Toronto. It is his 13th career game, the fastest such hat trick by a Bruin since Craig Janney in 1988 (fifth game).
- November 12, 2008: Chicago's Patrick Sharp takes an unsuccessful penalty shot on Tim Thomas. It is the first overtime penalty shot for or against in Bruins history.
- December 23, 2008: Phil Kessel has his point streak snapped at 18 games with 14-14=28 totals. It is the fifth longest point streak in team history.
- January 3, 2009: The Bruins drop a 4-2 decision to Buffalo, halting their win streak at ten games and their home win streak at 14 contests. The overall streak is the fourth longest in club history and the home streak is the fifth longest such home stretch.
- January 17, 2009: The Bruins take a 2-1 loss in Washington, stopping their road win streak at seven games, second-longest in team history.
- January 31, 2009: Tuukka Rask earns his first NHL shutout with a 1-0 win over NY Rangers. It is his only Boston game of the season.
- April 4, 2009: The Bruins take a 1-0 win vs. NY Rangers, clinching the top record in the Eastern Conference.

## 2009-10

Gm	Date	Opponent	Score
1	Oct. 1	Washington	L 1-4
2	3	Carolina	W 7-2
3	8	Anaheim	L 1-6
4	10	NY Islanders*	W 4-3
5	12	Colorado	L 3-4
6	16	at Dallas	W 3-0
7	17	at Phoenix	L 1-4
8	21	Nashville	W 3-2
9	22	at Philadelphia*	O 3-4
10	24	at Ottawa*	W 4-3
11	29	New Jersey	L 1-2
12	31	Edmonton	W 2-0
13	Nov. 1	at NY Rangers	L 0-1
14	3	at Detroit	L 0-2
15	5	Montreal*	O 1-2
16	7	Buffalo	W 4-2
17	10	Pittsburgh	W 3-0
18	12	Florida*	O 0-1
19	14	at Pittsburgh*	O 5-6
20	16	NY Islanders	L 1-4
21	19	at Atlanta*	W 4-3
22	20	at Buffalo*	W 2-1
23	23	at St. Louis	W 4-2
24	25	at Minnesota*	W 2-1
25	27	New Jersey*	O 1-2
26	28	Ottawa*	W 4-3
27	Dec. 2	Tampa Bay	W 4-1
28	4	at Montreal	L 1-5
29	5	Toronto	W 7-2
30	10	Toronto	W 5-2
31	12	at NY Islanders*	O 2-3
32	14	Philadelphia	L 1-3
33	18	at Chicago*	O 4-5
34	19	at Toronto	L 0-2
35	21	at Ottawa	W 2-0
36	23	Atlanta	W 6-4
37	27	at Florida	W 2-1
38	28	at Tampa Bay	L 1-2
39	30	Atlanta	W 4-0
40	Jan. 1	Philadelphia*	W 2-1
41	4	at NY Rangers	L 2-3
42	5	at Ottawa	W 4-1
43	7	Chicago	L 2-5
44	9	NY Rangers	L 1-3
45	13	at Anaheim	L 3-4
46	14	at San Jose*	W 2-1
47	16	at Los Angeles*	O 3-4
48	18	Ottawa	L 1-5
49	21	Columbus	L 2-3

50	Jan. 23	Ottawa	L 1-2
51	24	at Carolina	L 1-5
52	29	at Buffalo	L 1-2
53	30	Los Angeles*	O 2-3
54	Feb. 2	Washington	L 1-4
55	4	Montreal*	O 2-3
56	6	Vancouver*	O 2-3
57	7	at Montreal	W 3-0
58	9	at Buffalo*	W 3-2
59	11	at Tampa Bay	W 5-4
60	13	at Florida*	W 3-2
61	Mar. 2	Montreal	L 1-4
62	4	Toronto*	W 3-2
63	6	at NY Islanders	W 3-2
64	7	at Pittsburgh	L 1-2
65	9	at Toronto*	O 3-4
66	11	at Philadelphia	W 5-1
67	13	at Montreal	L 2-3
68	15	at New Jersey	L 2-3
69	16	at Carolina	W 5-2
70	18	Pittsburgh	L 0-3
71	21	NY Rangers	W 2-1
72	23	at Atlanta	W 4-0
73	25	Tampa Bay	L 3-5
74	27	Calgary	W 5-0
75	29	Buffalo	L 2-3
76	30	at New Jersey*	W 1-0
77	Apr. 1	Florida	L 0-1
78	3	at Toronto*	W 2-1
79	5	at Washington*	O 2-3
80	8	Buffalo	W 3-1
81	10	Carolina	W 4-2
82	11	at Washington*	W 4-3



Tuukka Rask led the NHL in both goals against average and save percentage in 2009-10.

Player	GP	G	A	PTS	PIM
Patrice Bergeron	73	19	33	52	28
David Krejci	79	17	35	52	26
Zdeno Chara	80	7	37	44	87
Mark Recchi	81	18	25	43	34
Blake Wheeler	82	18	20	38	53
Marco Sturm	76	22	15	37	30
Michael Ryder	82	18	15	33	35
Marc Savard	41	10	23	33	14
Dennis Seidenberg/Florida	62	2	21	23	33
/Boston	17	2	7	9	6
/Total	79	4	28	32	39
Dennis Wideman	76	6	24	30	34
Derek Morris	58	3	22	25	26
Daniel Paille/Buffalo	2	0	1	1	0
/Boston	74	10	9	19	12
/Total	76	10	10	20	12
Milan Lucic	50	9	11	20	44
Johnny Boychuk	51	5	10	15	43
Miroslav Satan	38	9	5	14	12
Matt Hunwick	76	6	8	14	32
Steve Begin	77	5	9	14	53
Vladimir Sobotka	61	4	6	10	30
Shawn Thornton	74	1	9	10	141
Byron Bitz	45	4	5	9	31
Andrew Ference	51	0	8	8	16
Mark Stuart	56	2	5	7	80
Tuukka Rask	45	0	3	3	2
Adam McQuaid	19	1	0	1	21
Zach Hamill	1	0	1	1	0
Chuck Kobasew	7	0	1	1	2
Trent Whitfield	16	0	1	1	7
Brad Marchand	20	0	1	1	20
Guillaume Lefebvre	1	0	0	0	0
Mikko Lehtonen	1	0	0	0	0
Jeff Penner	2	0	0	0	0
Andy Wozniowski	2	0	0	0	0
Drew Larman	4	0	0	0	0
Andrew Bodnarchuk	5	0	0	0	2

Tim Thomas	42	0	0	0	8
Goaltender	GP	MINS	W-L-O	GA	GAA
Tuukka Rask	45	2562	22-12-5	84	1.97
Tim Thomas	43	2442	17-18-8	104	2.56

## 2009-10 NOTABLES:

Home Record.....	18-17-6
Road Record.....	21-13-7
Overall Record.....	39-30-13



The 2010 NHL Winter Classic game at Fenway Park was an outstanding success as the Bruins gave a stick salute to the fans following the game.

- Tuukka Rask leads the NHL in both goals against average (1.97) and save percentage (.931) with the GAA the lowest by a Boston goaltender playing in at least half of the team's games since Frank Brimsek's 1.57 in 1938-39.
- October 24, 2009: The Bruins score twice in the last 1:28 of the third period to send the game into overtime and take a 4-3 shootout win over Ottawa. It is the first time in team history that the Bruins win a game when they entered the last two minutes of regulation trailing by two goals.
- October 31, 2009: The Bruins earn a 2-0 win over Edmonton which is coach Claude Julien's 100th victory behind the Boston bench. It comes in his 176th game and is the third-fastest 100 wins by a Bruins coach in team history. It is also the third consecutive shutout by the Bruins over Edmonton.
- December 5-10, 2009: The Bruins host the Toronto Maple Leafs in consecutive games with 7-2 and 5-2 wins, respectively. It is the first time the Bruins have hosted the same opponent in consecutive games since Feb. 11-13, 1965.
- January 1, 2010: The Bruins host the Philadelphia Flyers in the 2010 Winter Classic game played at Boston's Fenway Park. Marco Sturm scores the winning goal at 1:57 of overtime before a club-record crowd of 38,112.
- April 10, 2010: The Bruins score three shorthanded goals on the same penalty for the first time in NHL history. The goals come in a 1:04 span by Daniel Paille, Blake Wheeler and Steve Begin.
- April 11, 2010: The Bruins take a 4-3 shootout win in Washington. It is their 19th shootout of the season, tying the NHL single-season mark set by Edmonton in 2007-08.

## 2010-11

Gm	Date	Opponent	Score
1	Oct. 9	Phoenix	L 2-5
2	10	at Phoenix	W 3-0
3	16	at New Jersey	W 4-1
4	19	at Washington	W 3-1
5	21	Washington	W 4-1
6	23	NY Rangers	L 2-3
7	28	Toronto	W 2-0
8	30	at Ottawa	W 4-0
9	Nov. 3	at Buffalo	W 5-2
10	5	at Washington	L 3-5
11	6	St. Louis*	O 1-2
12	10	at Pittsburgh	W 7-4
13	11	Montreal	L 1-3
14	13	Ottawa	L 0-2
15	15	New Jersey	W 3-0
16	17	at NY Rangers	W 3-2
17	18	Florida	W 4-0
18	20	Los Angeles*	O 3-4
19	22	at Tampa Bay	L 1-3
20	24	at Florida	W 3-1
21	26	Carolina	L 0-3
22	28	at Atlanta	L 1-4
23	Dec. 1	at Philadelphia	W 3-0
24	2	Tampa Bay	W 8-1
25	4	at Toronto*	O 2-3
26	7	Buffalo*	W 3-2
27	9	NY Islanders	W 5-2

# REGULAR SEASON SCORING & RESULTS

28	Dec.	11	Philadelphia*	O	1-2
29		15	at Buffalo	L	2-3
30		16	at Montreal	L	3-4
31		18	Washington	W	3-2
32		20	Anaheim	L	0-3
33		23	Atlanta	W	4-1
34		27	at Florida*	W	3-2
35		28	at Tampa Bay	W	4-3
36		30	at Atlanta*	O	2-3
37	Jan.	1	at Buffalo*	O	6-7
38		3	at Toronto	W	2-1
39		6	Minnesota	L	1-3
40		8	at Montreal*	O	2-3
41		10	at Pittsburgh	W	4-2
42		11	Ottawa	W	6-0
43		13	Philadelphia	W	7-5
44		15	Pittsburgh	L	2-3
45		17	Carolina	W	7-0
46		18	at Carolina	W	3-2
47		20	Buffalo	L	2-4
48		22	at Colorado	W	6-2
49		24	at Los Angeles	L	0-2
50		26	Florida	W	2-1
51	Feb.	1	at Carolina	W	3-2
52		3	Dallas	W	6-3
53		5	San Jose	L	0-2
54		9	Montreal	W	8-6
55		11	Detroit	L	1-6
56		13	at Detroit	L	2-4
57		15	Toronto	L	3-4
58		17	at NY Islanders	W	6-3
59		18	at Ottawa	W	4-2
60		22	at Calgary	W	3-1
61		26	at Vancouver	W	3-1
62		27	at Edmonton	W	3-2
63	Mar.	1	at Ottawa	W	1-0
64		3	Tampa Bay	W	2-1
65		5	Pittsburgh*	O	2-3
66		8	at Montreal	L	1-4
67		10	Buffalo*	O	3-4
68		11	at NY Islanders	L	2-4
69		15	at Columbus*	W	3-2
70		17	at Nashville*	O	3-4
71		19	at Toronto	L	2-5
72		22	New Jersey	W	4-1
73		24	Montreal	W	7-0
74		26	NY Rangers	L	0-1
75		27	at Philadelphia	W	2-1
76		29	Chicago	W	3-0
77		31	Toronto*	O	3-4
78	Apr.	2	Atlanta	W	3-2
79		4	at NY Rangers	L	3-5
80		6	NY Islanders	W	3-2
81		9	Ottawa	W	3-1
82		10	at New Jersey	L	2-3

Player	GP	G	A	PTS	PIM
Milan Lucic	79	30	32	62	121
David Krejci	75	13	49	62	28
Patrice Bergeron	80	22	35	57	26
Nathan Horton	80	26	27	53	85
Mark Recchi	81	14	34	48	35
Tomas Kaberle/Toronto	58	3	35	38	16
/Boston	24	1	8	9	2
/Total	82	4	43	47	18
Zdeno Chara	81	14	30	44	88
Brad Marchand	77	21	20	41	51
Michael Ryder	79	18	23	41	26
Rich Peverley/Atlanta	59	14	20	34	35
/Boston	23	4	3	7	2
/Total	82	18	23	41	37
Dennis Seidenberg	81	7	25	32	41
Gregory Campbell	80	13	16	29	93
Chris Kelly/Ottawa	57	12	11	23	27
/Boston	24	2	3	5	6
/Total	81	14	14	28	33
Blake Wheeler	58	11	16	27	32
Tyler Seguin	74	11	11	22	18
Shawn Thornton	79	10	10	20	122
Johnny Boychuk	69	3	13	16	45
Adam McQuaid	67	3	12	15	96
Andrew Ference	70	3	12	15	60
Daniel Paille	43	6	7	13	28
Steven Kampfer	38	5	5	10	12
Marc Savard	25	2	8	10	29
Jordan Caron	23	3	4	7	6
Mark Stuart	31	1	4	5	23
Matt Hunwick	22	1	2	3	9
Tim Thomas	57	0	3	3	13
Zach Hamill	3	0	1	1	0
Jamie Amiel	1	0	0	0	0
Shane Hnidy	3	0	0	0	2
Matt Bartkowski	6	0	0	0	4

Tuukka Rask	29	0	0	0	2
<b>Goaltender</b>	<b>GP</b>	<b>MINS</b>	<b>W-L-O</b>	<b>GA</b>	<b>GAA</b>
Tim Thomas	57	3364	35-11-9	112	2.00
Tuukka Rask	29	1594	11-14-2	71	2.67



Tim Thomas set an NHL single-season record with a .938 save percentage in 2010-11.

## 2010-11 NOTABLES:

Home Record.....	22-13-6
Road Record.....	24-12-5
Overall Record.....	46-25-11

- Tim Thomas wins his second Vezina Trophy in three years as the league's top goaltender and is named a First Team All-Star.
- Zdeno Chara earns a Second Team All-Star berth and wins the Mark Messier NHL Leadership Award.
- Thomas sets a league single-season record with a .938 save percentage and leads the NHL in goals against average as well. It is the third straight season a Bruins goaltender has led the league in both categories.
- October 9 and 10, 2010: The Bruins open the season in Prague, Czech Republic facing the Phoenix Coyotes in the 2010 Computware NHL Premier series at the O2 Arena. They split the games with a 5-2 loss on the 9th and a 3-0 win on the 10th.
- November 3, 2010: Tim Thomas sets a club mark for wins by a goaltender from the start of a season with his seventh straight win, a 5-2 victory at Buffalo. It is also the team's fifth straight road win which is a new team record for road wins from the start of a season.
- November 10, 2010: The Bruins score five third period goals to come back from a 2-4 deficit for a 7-4 win at Pittsburgh.
- November 13, 2010: Mark Recchi takes a major penalty to become the 30th player in NHL history with both 1,000+ career points and penalty minutes.
- January 1, 2011: Andrew Ference, Dennis Seidenberg, Zdeno Chara and Steven Kampfer all score in a 7-6 shootout loss in Buffalo. It is the first time in team history that four different defensemen have scored in one game.
- January 10, 2011: The Bruins score four goals in a 3:15 span in the final 3:23 of regulation time to erase an 0-2 deficit for a 4-2 win in Pittsburgh.
- January 17, 2011: Zdeno Chara becomes just the fourth defenseman in team history to score a hat trick with three goals vs. Carolina in a 7-0 win.
- March 1, 2011: The Bruins take a 1-0 win in Ottawa to complete their first perfect six-game road trip since February, 1972.
- April 2, 2011: Michael Ryder scores Boston's first successful penalty shot since 2007 and first on home ice since 1994 with a score vs. Atlanta's Ondrej Pavelec.
- April 9, 2011: Mark Recchi moves into fourth place on the NHL's all-time games played list with his 1,652nd game vs. the Ottawa Senators.

## 2011-12

Gm	Date	Opponent	Score
1	Oct. 6	Philadelphia	L 1-2
2		Tampa Bay	W 4-1
3	10	Colorado	L 0-1
4	12	at Carolina	L 2-3
5	15	at Chicago*	W 3-2
6	18	Carolina	L 1-4
7	20	Toronto	W 6-2
8	22	San Jose	L 2-4
9	27	Montreal	L 1-2
10	29	at Montreal	L 2-4
11	Nov. 1	Ottawa	W 5-3
12	5	at Toronto	W 7-0


13	Nov.	7	NY Islanders	W	6-2
14		10	Edmonton	W	6-3
15		12	Buffalo	W	6-2
16		15	New Jersey	W	4-3
17		17	Columbus*	W	2-1
18		19	at NY Islanders	W	6-0
19		21	at Montreal	W	1-0
20		23	at Buffalo*	W	4-3
21		25	Detroit*	O	2-3
22		26	Winnipeg	W	4-2
23		30	at Toronto	W	6-3
24	Dec.	3	Toronto	W	4-1
25		5	at Pittsburgh	W	3-1
26		6	at Winnipeg	L	1-2
27		8	Florida	L	0-2
28		10	at Columbus	W	5-3
29		13	Los Angeles	W	3-0
30		14	at Ottawa	W	5-2
31		17	at Philadelphia	W	6-0
32		19	Montreal	W	3-2
33		23	Florida	W	8-0
34		28	at Phoenix*	W	2-1
35		31	at Dallas	L	2-4
36	Jan.	4	at New Jersey	W	6-1
37		5	Calgary	W	9-0
38		7	Vancouver	L	3-4
39		10	Winnipeg	W	5-3
40		12	Montreal	W	2-1
41		14	at Carolina	L	2-4
42		16	at Florida*	W	3-2
43		17	at Tampa Bay	L	3-5
44		19	at New Jersey	W	4-1
45		21	NY Rangers*	O	2-3
46		22	at Philadelphia*	W	6-5
47		24	at Washington	L	3-5
48		31	Ottawa	W	4-3
49	Feb.	2	Carolina	L	0-3
50		4	Pittsburgh	L	1-2
51		5	at Washington	W	4-1
52		8	at Buffalo	L	0-6
53		11	Nashville*	W	4-3
54		14	NY Rangers	L	0-3
55		15	at Montreal*	W	4-3
56		17	at Winnipeg	L	2-4
57		19	at Minnesota	L	0-2
58		22	at St. Louis	W	4-2
59		24	at Buffalo*	O	1-2
60		25	at Ottawa	W	5-3
61		28	Ottawa	L	0-1
62	Mar.	1	New Jersey*	W	4-3
63		3	NY Islanders	L	2-3
64		4	at NY Rangers	L	3-4
65		6	at Toronto	W	5-4
66		8	Buffalo	W	3-1
67		10	Washington	L	3-4
68		11	at Pittsburgh	L	2-5
69		13	at Tampa Bay	L	1-6
70		15	at Florida	L	2-6
71		17	Philadelphia*	W	3-2
72		19	Toronto	W	8-0
73		22	at San Jose	L	1-2
74		24	at Los Angeles	W	4-2
75		25	at Anaheim	W	3-2
76		27	Tampa Bay	W	5-2
77		29	Washington*	O	2-3
78		31	at NY Islanders	W	6-3
79	Apr.	1	at NY Rangers	W	2-1
80		3	Pittsburgh	L	3-5
81		5	at Ottawa	W	3-1
82		7	Buffalo	W	4-3

Player	GP	G	A	PTS	PIM
Tyler Seguin	81	29	38	67	30
Patrice Bergeron	81	22	42	64	20
David Krejci	79	23	39	62	36
Milan Lucic	81	26	35	61	135
Brad Marchand	76	28	27	55	87
Zdeno Chara	79	12	40	52	86
Rich Peverley	57	11	31	42	22
Chris Kelly	82	20	19	39	41
Nathan Horton	46	17	15	32	54
Benoit Pouliot	74	16	16	32	38
Joe Corvo	75	4	21	25	13
Brian Rolston/NY Islanders	49	4	5	9	6
/Boston	21	3	12	15	8
/Total	70	7	17	24	14
Andrew Ference	72	6	18	24	46
Dennis Seidenberg	80	5	18	23	39
Gregory Campbell	78	8	8	16	80
Daniel Paille	69	9	6	15	15
Jordan Caron	48	7	8	15	14
Johnny Boychuk	77	5	10	15	53
Shawn Thornton	81	5	8	13	154

# REGULAR SEASON SCORING & RESULTS

Adam McQuaid	72	2	8	10	99
Greg Zanon/Minnesota	39	2	4	6	14
/Boston	17	1	1	2	4
/Total	56	3	5	8	18
Steven Kampfer	10	0	2	2	4
Zach Hamill	16	0	2	2	4
Mike Mottau/NY Islanders	29	0	2	2	15
/Boston	6	0	0	0	0
/Total	35	0	2	2	15
Carter Camper	3	1	0	1	0
Torey Krug	2	0	1	1	0
Tim Thomas	59	0	1	1	0
Max Sauve	1	0	0	0	0
Trent Whitfield	1	0	0	0	0
Anton Khudobin	1	0	0	0	0
Josh Hennessy	3	0	0	0	2
Matt Bartkowski	3	0	0	0	0
Marty Turco	5	0	0	0	0
Lane MacDermid	5	0	0	0	5
Tuukka Rask	23	0	0	0	2

Goaltender	GP	MINS	W-L-O	GA	GAA
Anton Khudobin	1	60	1-0-0	1	1.00
Tuukka Rask	23	1290	11-8-3	44	2.05
Tim Thomas	59	3352	35-19-1	132	2.36
Marty Turco	5	260	2-2-0	16	3.69



Patrice Bergeron was the NHL's Selke Trophy winner in 2011-12.

## 2011-12 NOTABLES:

Home Record..... 22-13-6  
Road Record..... 24-12-5  
Overall Record..... 46-25-11

- Patrice Bergeron wins the Selke Trophy as the NHL's top defensive forward.
- Zdeno Chara is named to the NHL's Second All-Star Team.
- Bruins took the top five spots in the NHL's plus/minus rankings led by Patrice Bergeron (+36) and followed by Tyler Seguin (+34), Zdeno Chara and Chris Kelly (+33 each) and Brad Marchand (+31).
- October 6, 2011: The Bruins raise their 2011 Stanley Cup championship banner in pre-game ceremonies.
- November 21, 2011: Tim Thomas earned a 1-0 shutout in Montreal for his third straight road shutout.
- November 25, 2011: The Bruins' 10-game win streak is snapped in a 3-2 shootout loss to Detroit.
- November 30, 2011: The Bruins take a 6-3 win in Toronto to end the month with a 12-0-1 record. It is their first month without a regulation loss since January, 1969.
- January 10, 2012: Boston's Shawn Thornton (goal) and Winnipeg's Chris Thorburn (no goal) are both awarded penalty shots in a 5-3 Boston win. It is the first time in club history that the Bruins have both taken and faced a penalty shot in the same game.
- March 17, 2012: Tim Thomas earns his 30th win of the season with a 3-2 shootout victory vs. Philadelphia, becoming the first Boston goaltender with four consecutive 30-win seasons.
- March 24, 2012: Zdeno Chara plays his 1,000th NHL game in a 4-2 win at Los Angeles.
- April 7, 2012: Tyler Seguin has two goals in a 4-3 win vs. Buffalo and ends the season as the youngest player in club history to lead the team in scoring.

## 2012-13

Gm	Date	Opponent	Score
1	Jan. 19	NY Rangers	W 3-1
2	21	Winnipeg**	W 2-1
3	23	at NY Rangers*	O 3-4
4	25	NY Islanders	W 4-2
5	28	at Carolina	W 5-3
6	29	New Jersey*	W 2-1

7	Jan. 31	Buffalo	L 4-7
8	Feb. 2	at Toronto	W 1-0
9		at Montreal	W 2-1
10	10	at Buffalo	W 3-1
11	12	NY Rangers*	O 3-4
12	15	at Buffalo	L 2-4
13	17	at Winnipeg	W 3-2
14	21	at Tampa Bay	W 4-2
15	24	at Florida	W 4-1
16	26	at NY Islanders	W 4-1
17	28	Ottawa*	W 2-1
18	Mar. 2	Tampa Bay	W 3-2
19	3	Montreal	L 3-4
20	5	at Washington*	O 3-4
21	7	Toronto	W 4-2
22	9	Philadelphia	W 3-0
23	11	at Ottawa*	W 3-2
24	12	at Pittsburgh	L 2-3
25	14	Florida	W 4-1
26	16	Washington	W 4-1
27	17	at Pittsburgh	L 1-2
28	19	at Winnipeg	L 1-3
29	21	at Ottawa	W 2-1
30	23	at Toronto	L 2-3
31	25	Toronto	W 3-2
32	27	Montreal*	O 5-6
33	30	at Philadelphia	L 1-3
34	31	at Buffalo	W 2-0
35	Apr. 2	Ottawa	W 3-2
36	4	New Jersey	W 1-0
37	6	at Montreal	L 1-2
38	8	Carolina	W 6-2
39	10	at New Jersey	W 5-4
40	11	NY Islanders	L 1-2
41	13	at Carolina	L 2-4
42	17	Buffalo*	O 2-3
43	20	Pittsburgh	L 2-3
44	21	Florida	W 3-0
45	23	at Philadelphia	L 2-5
46	25	Tampa Bay	W 2-0
47	27	at Washington*	O 2-3
48	28	Ottawa	L 2-4

Player	GP	G	A	PTS	PIM
Brad Marchand	45	18	18	36	27
Jaromir Jagr/Dallas	34	14	12	26	0
/Boston	11	2	7	9	2
/Total	45	16	19	35	22
David Krejci	47	10	23	33	20
Tyler Seguin	48	16	16	32	16
Patrice Bergeron	42	10	22	32	18
Milan Lucic	46	7	20	27	75
Nathan Horton	43	13	9	22	22
Zdeno Chara	48	7	12	19	70
Rich Peverley	46	6	12	18	16
Daniel Paille	46	10	7	17	8
Dennis Seidenberg	46	4	13	17	10
Doug Hamilton	42	5	11	16	14
Gregory Campbell	48	4	9	13	41
Andrew Ference	48	4	9	13	35
Chris Kelly	34	3	6	9	16
Wade Redden/St. Louis	23	2	3	5	11
/Boston	6	1	1	2	0
/Total	29	3	4	7	11
Shawn Thornton	45	3	4	7	60
Johnny Boychuk	44	1	5	6	12
Chris Bourque	18	1	3	4	6
Kaspars Daugavins/Ottawa	19	1	2	3	9
/Boston	6	0	1	1	0
/Total	25	1	3	4	9
Adam McQuaid	32	1	3	4	60
Jordan Caron	17	1	2	3	4
Carl Soderberg	6	0	2	2	6
Matt Bartkowski	11	0	2	2	6
Torey Krug	1	0	1	1	0
Tuukka Rask	36	0	1	1	0
Jamie Tardif	2	0	0	0	0
Lane MacDermid	3	0	0	0	10
Ryan Spooner	4	0	0	0	0
Aaron Johnson	10	0	0	0	10
Anton Khudobin	14	0	0	0	4
Jay Pandolfo	18	0	0	0	2

Goaltender	GP	MINS	W-L-O	GA	GAA
Tuukka Rask	36	2105	19-10-5	70	2.00
Anton Khudobin	14	803	9-4-1	31	2.32

## 2012-13 NOTABLES:

Home Record..... 16-5-3  
Road Record..... 12-9-3  
Overall Record..... 28-14-6

- The Bruins play an Eastern Conference-only schedule as an NHL lockout limits the season to 48 games.
- The Bruins have three games on their schedule postponed - one due to a Feb. 9 blizzard; one on the night of the Apr. 15 Boston Marathon bombing; and one due to an Apr. 19 manhunt for the Marathon bombing suspect.
- January 19, 2013: Chris Bourque played his first game as a Bruin in a 3-1 win vs. the NY Rangers, joining father Ray as the fifth father-son duo in team history.
- January 29, 2013: Tyler Seguin scored on two shootout shots, as he had to redo his shot after a fan threw a food item onto the ice in front of the goaltender during his first attempt.
- February 12, 2013: The Bruins scored twice in 0:48 of the third period to tie the game with goaltender Tuukka Rask pulled for an extra attacker, but dropped a 4-3 shootout decision to the NY Rangers.



Chris Bourque joined his father Ray as just the fifth father-son duo in team history when he played his first game as a Bruin on Jan. 19, 2013.

## 2013-14

Gm	Date	Opponent	Score
1	Oct. 3	Tampa Bay	W 3-1
2	5	Detroit	W 4-1
3	10	Colorado	L 0-2
4	12	at Columbus	W 3-1
5	14	Detroit	L 2-3
6	17	at Florida	W 3-2
7	19	at Tampa Bay	W 5-0
8	23	at Buffalo	W 5-2
9	24	San Jose	W 2-1
10	26	New Jersey	L 3-4
11	30	at Pittsburgh	L 2-3
12	31	Anaheim*	W 3-2
13	Nov. 2	at NY Islanders	L 1-3
14	5	Dallas*	O 2-3
15	7	Florida	W 4-1
16	9	Toronto	W 3-1
17	11	Tampa Bay	W 3-0
18	14	Columbus*	W 3-2
19	15	at Ottawa	L 2-4
20	18	at Carolina	W 4-1
21	19	at NY Rangers	W 2-1
22	21	St. Louis*	O 2-3
23	23	Carolina*	W 3-2
24	25	Pittsburgh*	W 4-3
25	27	at Detroit	L 1-6
26	29	NY Rangers	W 3-2
27	30	Columbus	W 3-1
28	Dec. 5	at Montreal	L 1-2
29	7	Pittsburgh	W 3-2
30	8	at Toronto	W 5-2
31	10	at Calgary	W 2-1
32	12	at Edmonton	W 4-2
33	14	at Vancouver	L 2-6
34	17	Calgary	W 2-0
35	19	at Buffalo	L 2-4
36	21	Buffalo	W 4-1
37	23	at Nashville	W 6-2
38	27	Ottawa	W 5-0
39	28	at Ottawa	L 3-4
40	31	NY Islanders	L 3-5
41	Jan. 2	Nashville*	W 3-2
42	4	Winnipeg	W 4-1
43	7	at Anaheim	L 2-5
44	9	at Los Angeles	L 2-4
45	11	at San Jose	W 1-0
46	14	Toronto	L 3-4
47	16	at Dallas	W 4-2
48	19	at Chicago*	O 2-3
49	20	Los Angeles	W 3-2
50	25	at Philadelphia	W 6-1
51	27	at NY Islanders	W 6-3
52	28	Florida	W 6-2



# REGULAR SEASON SCORING & RESULTS

53	Jan.	30	Montreal	L	1-4
54	Feb.	1	Edmonton	W	4-0
55		4	Vancouver	W	3-1
56		6	at St. Louis*	O	2-3
57		8	Ottawa	W	7-2
58		26	at Buffalo*	O	4-5
59	Mar.	1	Washington	L	2-4
60		2	at NY Rangers	W	6-3
61		4	Florida	W	4-1
62		6	Washington	W	3-0
63		8	at Tampa Bay*	W	4-3
64		9	at Florida	W	5-2
65		12	at Montreal	W	4-1
66		13	Phoenix	W	2-1
67		15	Carolina	W	5-1
68		17	Minnesota	W	4-1
69		18	at New Jersey	W	4-2
70		21	at Colorado	W	2-0
71		22	at Phoenix	W	4-2
72		24	Montreal*	O	1-2
73		27	Chicago	W	3-0
74		29	at Washington	W	4-2
75		30	at Philadelphia*	W	4-3
76	Apr.	2	at Detroit	L	2-3
77		3	at Toronto*	O	3-4
78		5	Philadelphia	W	5-2
79		8	at Minnesota*	O	3-4
80		10	at Winnipeg*	O	1-2
81		12	Buffalo	W	4-1
82		13	at New Jersey	L	2-3



Tuukka Rask won the Vezina Trophy as the league's top goaltender in 2013-14.

Player	GP	G	A	PTS	PIM
David Krejci	80	19	50	69	28
Patrice Bergeron	80	30	32	62	43
Jarome Iginla	78	30	31	61	47
Milan Lucic	80	24	35	59	91
Brad Marchand	82	25	28	53	64
Reilly Smith	82	20	31	51	14
Carl Söderberg	73	16	32	48	36
Zdeno Chara	77	17	23	40	66
Torey Krug	79	14	26	40	28
Loui Eriksson	61	10	27	37	6
Dougie Hamilton	64	7	18	25	40
Johnny Boychuk	75	5	18	23	45
Andrej Meszaros/Philadelphia	38	5	12	17	34
/Boston	14	2	3	5	6
/Total	52	7	15	22	40
Gregory Campbell	82	8	13	21	47
Chris Kelly	57	9	9	18	32
Daniel Paille	72	9	9	18	6
Matt Bartkowski	64	0	18	18	30
Ryan Spooner	23	0	11	11	6
Dennis Seidenberg	34	1	9	10	10
Shawn Thornton	64	5	3	8	74
Adam McQuaid	30	1	5	6	69
Kevan Miller	47	1	5	6	38
Corey Potter/Edmonton	16	0	5	5	21
/Boston	3	0	0	0	0
/Total	19	0	5	5	21
Jordan Caron	35	1	2	3	36
Matt Fraser	14	2	0	2	10
Justin Florek	4	1	1	2	0
David Warsofsky	6	1	1	2	0
Tuukka Rask	58	0	2	2	2
Alexander Khokhlachev	1	0	0	0	2
Niklas Svedberg	1	0	0	0	0
Craig Cunningham	2	0	0	0	0
Matt Lindblad	2	0	0	0	0
Zach Trotman	2	0	0	0	0
Nick Johnson	9	0	0	0	0
Chad Johnson	27	0	0	0	0

Goaltender	GP	MINS	W-L-O	GA	GAA
Niklas Svedberg	1	61	1-0-0	2	1.97
Tuukka Rask	58	3387	36-15-6	115	2.04
Chad Johnson	27	1511	17-4-3	53	2.10

## 2013-14 NOTABLES:

Home Record.....	31-7-3
Road Record.....	23-12-6
Overall Record.....	54-19-9

- The Bruins won the second President's Trophy in their history with the League's top record. Their 54 wins were the second-highest mark in club history and their 117 points ranked third all-time.
- The Bruins had the NHL's top home record with their 31 home wins the second-most in club annals.
- Bruins ranked 1-4 in the NHL in plus/minus, led by David Krejci's +39 and followed by Patrice Bergeron (+38), Brad Marchand (+36) and Jarome Iginla (+34).
- The Bruins did not lose more than consecutive games all season which was the first time they had not lost more than two straight games since 1977-78 and the first time since 1939-40 that they had not gone winless in more than two consecutive games.
- October 3, 2013: Chris Kelly scores a penalty shot goal vs. Tampa Bay's Anders Lindback, which was the first time in team history a team's season-opening goal was scored on a penalty shot.
- October 24, 2013: David Krejci scores with .8 seconds remaining in the third period to give the Bruins a 2-1 win over San Jose. It was the first time since 2001 that a Bruin had won a game in the last second of regulation play.
- November 15, 2013: The Bruins drop a 4-2 decision to the Senators, snapping their 11-game win streak in Ottawa which was the longest road win streak vs. one team in club history.
- December 27, 2013: Reilly Smith scores two goals in a 5-0 win vs. Ottawa. It is the seventh straight game in which a Bruin scored twice which ties a team record set in December, 1929.
- December 31, 2013: Boston's 15-game home point streak is snapped with a 5-3 loss to the NY Islanders. The home streak included an eight-game home win streak from November 23-December 27.
- March 6, 2014: The Bruins and Washington play the first penalty-free game involving both Boston and their opponent since 2001.
- March 24, 2014: The Bruins have their 12-game win streak snapped with a 2-1 shootout loss to Montreal. The streak is the third-longest in team history.
- March 30, 2014: The Bruins earn their club-record ninth straight road victory with a 4-3 shootout win in Philadelphia. It also stretched their team record road point streak to 16 games at 13-0-3.
- April 2, 2014: A 3-2 loss at Detroit snaps a 16-game point streak at 15-0-1.

## 2014-15

Gm	Date	Opponent	Score
1	Oct. 8	Philadelphia	W 2-1
2		at Detroit	L 1-2
3		Washington	L 0-4
4		Colorado	L 1-2
5		at Detroit**	W 3-2
6		at Montreal	L 4-6
7		at Buffalo	W 4-0
8		San Jose	W 5-3
9		NY Islanders	L 2-3
10		at Toronto	W 4-1
11		Minnesota	L 3-4
12		at Buffalo*	W 3-2
13	Nov. 1	Ottawa	W 4-2
14		Florida*	W 2-1
15		Edmonton	W 5-2
16		New Jersey	W 4-2
17		at Toronto	L 1-6
18		at Montreal	L 1-5
19		Carolina	W 2-1
20		St. Louis	W 2-0
21		at Columbus**	W 4-3
22		Montreal	L 0-2
23		Pittsburgh*	O 2-3
24		Winnipeg*	W 2-1
25	Dec. 1	at Anaheim	L 2-3
26		at Los Angeles	L 0-2
27		at San Jose	L 4-7
28		at Arizona	W 5-2
29		Chicago	L 2-3
30		Ottawa**	O 2-3
31		at Nashville**	O 2-3
32		at Minnesota*	W 3-2

33	Dec.	19	at Winnipeg	L	1-2
34		21	Buffalo*	W	4-3
35		23	Nashville	W	5-3
36		27	at Columbus	L	2-6
37		29	Detroit	W	5-2
38		31	Toronto**	O	3-4
39	Jan.	3	Ottawa*	O	2-3
40		4	at Carolina**	O	1-2
41		7	at Pittsburgh*	W	3-2
42		8	New Jersey	W	3-0
43		10	at Philadelphia	W	3-1
44		13	Tampa Bay	W	4-3
45		15	NY Rangers	W	3-0
46		17	Columbus	L	1-3
47		20	at Dallas	W	3-1
48		21	at Colorado**	O	2-3
49		29	at NY Islanders	W	5-2
50		31	Los Angeles	W	3-1
51	Feb.	4	at NY Rangers	L	2-3
52		7	NY Islanders	W	2-1
53		8	Montreal	L	1-3
54		10	Dallas	L	3-5
55		13	at Vancouver	L	2-5
56		16	at Calgary*	O	3-4
57		18	at Edmonton**	O	3-4
58		20	at St. Louis	L	1-5
59		22	at Chicago	W	6-2
60		24	Vancouver	L	1-2
61		27	at New Jersey*	W	3-2
62		28	Arizona	W	4-1
63	Mar.	5	Calgary**	O	3-4
64		7	Philadelphia*	W	3-2
65		8	Detroit	W	5-3
66		10	at Ottawa	W	3-1
67		12	Tampa Bay**	W	3-2
68		14	at Pittsburgh	W	2-0
69		15	at Washington	L	0-2
70		17	Buffalo**	O	1-2
71		19	at Ottawa	L	4-6
72		21	at Florida**	O	1-2
73		22	at Tampa Bay	L	3-5
74		26	Anaheim*	O	2-3
75		28	NY Rangers	W	4-2
76		29	at Carolina*	W	2-1
77		31	Florida	W	3-2
78	Apr.	2	at Detroit	W	3-2
79		4	Toronto**	W	2-1
80		8	at Washington	L	0-3
81		9	at Florida	L	2-4
82		11	at Tampa Bay**	O	2-3



Brad Marchand led the team in both goals and penalty minutes in 2014-15, becoming just the fourth Bruin in team history to do so.

Player	GP	G	A	PTS	PIM
Patrice Bergeron	81	23	32	55	44
Loui Eriksson	81	22	25	47	14
Milan Lucic	81	18	26	44	81
Carl Söderberg	82	13	31	44	26
Brad Marchand	77	24	18	42	95
Dougie Hamilton	72	10	32	42	41
Reilly Smith	81	13	27	40	20
Torey Krug	78	12	27	39	20
David Krejci	47	7	24	31	22
Chris Kelly	80	7	21	28	48
David Pastrnak	46	10	17	27	8
Zdeno Chara	63	8	12	20	42
Ryan Spooner	29	8	10	18	2
Max Talbot/Colorado	63	5	10	15	27
/Boston	18	0	3	3	2
/Total	81	5	13	18	29
Brett Connolly/Tampa Bay	50	12	3	15	38
/Boston	5	0	2	2	10
/Total	55	12	5	17	48
Dennis Seidenberg	82	3	11	14	34

# REGULAR SEASON SCORING & RESULTS

Daniel Paille	71	6	7	13	12
Gregory Campbell	70	6	6	12	45
Seth Griffith	30	6	4	10	6
Kevan Miller	41	2	5	7	15
Adam McQuaid	63	1	6	7	85
Zach Trotman	27	1	4	5	0
Simon Gagne	23	3	1	4	4
Matt Bartkowski	47	0	4	4	37
Matt Fraser	24	3	0	3	7
Craig Cunningham	33	2	1	3	2
Joe Morrow	15	1	0	1	4
David Warsofsky	4	0	1	1	0
Brian Ferlin	7	0	1	1	0
Malcolm Subban	1	0	0	0	0
Matt Lindblad	2	0	0	0	0
Bobby Robins	3	0	0	0	14
Alex Khokhlachev	3	0	0	0	0
Jordan Caron	11	0	0	0	16
Niklas Svedberg	18	0	0	0	0
Tuukka Rask	70	0	0	0	8

Goaltender	GP	MINS	W-L-O	GA	GAA
Tuukka Rask	70	4063	34-21-13	156	2.30
Niklas Svedberg	18	900	7-5-1	35	2.33

## 2014-15 NOTABLES:

Home Record.....	24-10-7
Road Record.....	17-17-7
Overall Record.....	41-27-14

- February 18, 2015: Edmonton's Martin Marincin scores the only goal of a 12-round shootout, ending the longest shootout in Bruins history.
- March 7, 2015: Brad Marchand scores at 19:45 of the third period to tie the game and then tallies the game-winner at 3:52 of OT. He is the first Bruin to tie a regular season game in the final minute of regulation and also score in OT since Mar. 1, 1984 (Rick Middleton vs. Los Angeles).
- March 12, 2015: Ryan Spooner extends his point streak to seven games, which is the longest by a Bruins rookie since 2006 (Brad Boyes).
- March 28, 2015: Tuukka Rask left the game due to illness at 0:10 of the second period with Niklas Svedberg coming into goal in relief. Bruins goaltending coach Bob Essensa came down from the press box and dressed as backup for the third period.
- April 8, 2015: Braden Holtby and his Washington Capitals shut out the Bruins by a 3-0 score. It is the third straight game that the Capitals have defeated the Bruins by a shutout score and is the first time in club history that they have failed to score a goal in a season series of more than two games.
- April 11, 2015: Tuukka Rask plays in his 70th game of the season in a 3-2 shootout loss in Tampa Bay, tying the club single season record for games played by a goaltender.

## 2015-16

Gm	Date	Opponent	Score
1	Oct. 8	Winnipeg	L 2-6
2	10	Montreal	L 2-4
3	12	Tampa Bay	L 3-6
4	14	at Colorado	W 6-2
5	17	at Arizona	W 5-3
6	21	Philadelphia*	O 4-5
7	23	at NY Islanders	W 5-3
8	27	Arizona	W 6-0
9	30	at Florida	W 3-1
10	31	at Tampa Bay	W 3-1
11	Nov. 3	Dallas	L 3-5
12	5	at Washington	L 1-4
13	7	at Montreal	L 2-4
14	8	at NY Islanders	W 2-1
15	12	Colorado	L 2-3
16	14	Detroit	W 3-1
17	17	San Jose	L 4-5
18	19	Minnesota	W 4-2
19	21	Toronto	W 2-0
20	23	at Toronto**	W 4-3
21	25	at Detroit*	W 3-2
22	27	NY Rangers	W 4-3
23	Dec. 2	at Edmonton**	O 2-3
24	4	at Calgary*	O 4-5
25	5	at Vancouver	W 4-0
26	7	Nashville	L 2-3
27	9	at Montreal	W 3-1
28	12	Florida	W 3-1
29	14	Edmonton*	O 2-3
30	16	Pittsburgh	W 3-0
31	18	at Pittsburgh	W 6-2
32	20	New Jersey**	W 2-1
33	22	St. Louis	L 0-2

34	Dec. 26	Buffalo	L 3-6
35	27	at Ottawa	L 1-3
36	29	Ottawa	W 7-3
37	Jan. 1	Montreal	L 1-5
38	5	Washington	L 2-3
39	8	at New Jersey	W 4-1
40	9	at Ottawa*	O 1-2
41	11	at NY Rangers	L 1-2
42	13	at Philadelphia	L 2-3
43	15	at Buffalo	W 4-1
44	16	Toronto	W 3-2
45	19	at Montreal	W 4-1
46	21	Vancouver	L 2-4
47	23	Columbus**	W 3-2
48	25	at Philadelphia	W 3-2
49	26	Anaheim	L 2-6
50	Feb. 2	Toronto*	O 3-4
51	4	at Buffalo**	W 3-2
52	6	Buffalo*	W 2-1
53	9	Los Angeles	L 2-9
54	11	at Winnipeg	W 6-2
55	13	at Minnesota	W 4-2
56	14	at Detroit	L 5-6
57	16	at Columbus*	W 2-1
58	18	at Nashville	L 0-2
59	20	at Dallas	W 7-3
60	22	Columbus	L 4-6
61	24	Pittsburgh	W 5-1
62	26	at Carolina	W 4-1
63	28	Tampa Bay	L 1-4
64	Mar. 1	Calgary	W 2-1
65	3	Chicago	W 4-2
66	5	Washington*	O 1-2
67	7	at Florida*	W 5-4
68	8	at Tampa Bay*	W 1-0
69	10	Carolina*	O 2-3
70	12	NY Islanders	W 3-1
71	15	at San Jose	L 2-3
72	18	at Anaheim	L 0-4
73	19	at Los Angeles	L 1-2
74	23	at NY Rangers	L 2-5
75	24	Florida	L 1-4
76	26	at Toronto	W 3-1
77	29	at New Jersey	L 1-2
78	Apr. 1	at St. Louis	W 6-5
79	3	at Chicago	L 4-6
80	5	Carolina**	O 1-2
81	7	Detroit	W 5-2
82	9	Ottawa	L 1-6

Player	GP	G	A	PTS	PIM
Patrice Bergeron	80	32	36	68	49
Loui Eriksson	82	30	33	63	12
David Krejci	72	17	46	63	32
Brad Marchand	77	37	24	61	90
Lee Stempniak/New Jersey	63	16	25	41	34
/Boston	19	3	7	10	4
/Total	82	19	32	51	38
Ryan Spooner	80	13	36	49	33
Torey Krug	81	4	40	44	33
Matt Beleskey	80	15	22	37	65
Zdeno Chara	80	9	28	37	71
Jimmy Hayes	75	13	16	29	60
David Pastrnak	51	15	11	26	20
Brett Connolly	71	9	16	25	20
John-Michael Liles/Carolina	64	6	9	15	16
/Boston	17	0	6	6	2
/Total	81	6	15	21	18
Kevan Miller	71	5	13	18	53
Colin Miller	42	3	13	16	39
Dennis Seidenberg	71	1	11	12	24
Frank Vatrano	39	8	3	11	14
Landon Ferraro/Detroit	10	0	0	0	7
/Boston	58	5	5	10	20
/Total	68	5	5	10	27
Adam McQuaid	64	1	8	9	89
Zach Trotman	38	2	5	7	22
Max Talbot	38	2	5	7	15
Joe Morrow	33	1	6	7	4
Tyler Randell	27	6	0	6	47
Joonas Kemppainen	44	2	3	5	4
Zac Rinaldo	52	1	2	3	83
Chris Kelly	11	2	0	2	0
Tommy Cross	3	0	1	1	0
Seth Griffith	4	0	1	1	4
Noel Acciari	19	0	1	1	8
Tuukka Rask	64	0	1	1	0
Matt Irwin	2	0	0	0	0
Alex Khokhlachev	5	0	0	0	0
Jonas Gustavsson	22	0	0	0	0

Goaltender	GP	MINS	W-L-O	GA	GAA
Tuukka Rask	64	3678	31-22-8	157	2.56

Jonas Gustavsson	24	1258	11-9-1	57	2.72
------------------	----	------	--------	----	------



Claude Julien became the Bruins' all-time leader in coaching wins with his 388th regular season victory behind the Boston bench on Mar. 7, 2016 at Florida.

## 2015-16 NOTABLES:

Home Record.....	17-18-6
Road Record.....	25-13-3
Overall Record.....	42-31-9

- October 17, 2015: Tyler Randell scores a goal in his second straight game, becoming the first Bruin since 1992 to score goals in each of his first two NHL games.
- December 18, 2015: Frank Vatrano scores his first NHL hat trick vs. the Pittsburgh Penguins, becoming the first Boston rookie to score three goals in a game since 2008.
- January 1, 2016: The Bruins host the Montreal Canadiens in the 2016 NHL Winter Classic Game held at Gillette Stadium in Foxborough MA in front of 67,246 fans.
- January 8, 2016: The Bruins become just the second team in NHL history to record 3,000 regular season wins with a 4-1 victory at New Jersey.
- February 6, 2016: For the first time in team history an overtime goal is scored on a penalty shot as Brad Marchand nets the game-winning goal for a 2-1 win over Buffalo.
- February 9, 2016: The Bruins allow 57 shots on goal to Los Angeles in a 9-2 loss, which is their most shots allowed since Mar. 18, 1965.
- February 14, 2016: Brad Marchand opens the scoring just eight seconds into a 6-5 loss to Detroit, the fastest goal from the start of a game in team history.
- February 24, 2016: David Pastrnak becomes the youngest Bruin ever to score a penalty shot goal when he connects vs. Pittsburgh's Marc-Andre Fleury.
- March 7, 2016: Claude Julien passes Art Ross to become Boston's all-time coaching wins leader with a 5-4 overtime victory at Florida.

## 2016-17

Gm	Date	Opponent	Score
1	Oct. 13	at Columbus	W 6-3
2	15	at Toronto	L 1-4
3	17	at Winnipeg	W 4-1
4	20	New Jersey	W 2-1
5	22	Montreal	L 2-4
6	25	Minnesota	L 0-5
7	26	at NY Rangers	L 2-5
8	29	at Detroit	W 1-0
9	Nov. 1	at Florida	W 2-1
10	3	at Tampa Bay**	W 4-3
11	5	NY Rangers	L 2-5
12	7	Buffalo	W 4-0
13	8	at Montreal	L 2-3
14	10	Columbus	W 5-2
15	12	at Arizona	W 2-1
16	13	at Colorado	W 2-0
17	17	at Minnesota	L 0-1
18	19	Winnipeg	W 4-1
19	22	St. Louis	L 2-4
20	24	at Ottawa	L 1-3
21	25	Calgary	L 1-2
22	27	Tampa Bay	W 4-1
23	29	at Philadelphia**	O 2-3
24	Dec. 1	Carolina**	W 2-1
25	3	at Buffalo	W 2-1
26	5	Florida*	W 4-3
27	7	at Washington*	O 3-4
28	8	Colorado	L 2-4
29	10	Toronto	L 1-4
30	12	at Montreal*	W 2-1
31	14	at Pittsburgh*	O 3-4
32	15	Anaheim	L 3-4
33	18	Los Angeles	W 1-0



# REGULAR SEASON SCORING & RESULTS

34	Dec.	20	NY Islanders	L	2-4
35		22	at Florida	W	3-1
36		23	at Carolina*	O	2-3
37		27	at Columbus	L	3-4
38		29	at Buffalo	W	4-2
39		31	Buffalo	W	3-1
40	Jan.	2	at New Jersey	L	0-3
41		5	Edmonton	L	3-4
42		7	at Florida	W	4-0
43		8	at Carolina*	O	3-4
44		10	at St. Louis	W	5-3
45		12	at Nashville	L	1-2
46		14	Philadelphia	W	6-3
47		16	NY Islanders	L	0-4
48		18	at Detroit**	O	5-6
49		20	Chicago	L	0-1
50		22	at Pittsburgh	L	1-5
51		24	Detroit*	W	4-3
52		26	Pittsburgh	W	4-3
53		31	at Tampa Bay	W	4-3
54	Feb.	1	at Washington	L	3-5
55		4	Toronto	L	5-6
56		9	San Jose	W	6-3
57		11	Vancouver	W	4-3
58		12	Montreal	W	4-0
59		19	at San Jose*	W	2-1
60		22	at Anaheim	L	3-5
61		23	at Los Angeles	W	4-1
62		26	at Dallas	W	6-3
63		28	Arizona	W	4-1
64	Mar.	2	NY Rangers	L	1-2
65		4	New Jersey	W	3-2
66		6	at Ottawa	L	2-4
67		8	Detroit	W	6-1
68		11	Philadelphia	W	2-1
69		13	at Vancouver	W	6-3
70		15	at Calgary	W	5-2
71		16	at Edmonton	L	4-7
72		20	at Toronto	L	2-4
73		21	Ottawa	L	2-3
74		23	Tampa Bay	L	3-6
75		25	at NY Islanders	W	2-1
76		28	Nashville	W	4-1
77		30	Dallas	W	2-0

78	Apr.	1	Florida	W	5-2
79		2	at Chicago	W	3-2
80		4	Tampa Bay	W	4-0
81		6	Ottawa**	O	1-2
82		8	Washington	L	1-3
<b>Player</b>					
		<b>GP</b>	<b>G</b>	<b>A</b>	<b>PTS</b>
80	Brad Marchand	39	46	85	81
75	David Pastrnak	34	36	70	34
82	David Krejci	23	31	54	26
79	Patrice Bergeron	21	32	53	24
81	Torey Krug	8	43	51	37
78	Ryan Spooner	11	28	39	14
74	David Backes	17	21	38	69
75	Zdeno Chara	10	19	29	59
82	Dominic Moore	11	14	25	44
40	Drew Stafford/Winnipeg	4	9	13	12
18	/Boston	4	4	8	12
58	/Total	8	13	21	24
44	Frank Vatrano	10	8	18	14
81	Riley Nash	7	10	17	14
82	Brandon Carlo	6	10	16	59
59	Tim Schaller	7	7	14	23
61	Colin Miller	6	7	13	55
49	Austin Czarnik	5	8	13	12
58	Kevan Miller	3	10	13	50
77	Adam McQuaid	2	8	10	71
49	Matt Beleskey	3	5	8	47
29	Noel Acciari	2	3	5	16
59	Jimmy Hayes	2	3	5	29
36	John-Michael Liles	0	5	5	4
19	Anton Blidh	1	1	2	7
11	Peter Cehlarik	0	2	2	0
65	Tuukka Rask	0	2	2	0
8	Sean Kuraly	0	1	1	2
16	Anton Khudobin	0	1	1	2
17	Joe Morrow	0	1	1	8
1	Jakob Forsbacka Karlsson	0	0	0	0
1	Malcolm Subban	0	0	0	0
2	Matt Grzelcyk	0	0	0	2
3	Rob O'Gara	0	0	0	0
8	Danton Heinen	0	0	0	2
8	Zane McIntyre	0	0	0	0

<b>Goaltender</b>	<b>GP</b>	<b>MINS</b>	<b>W-L-O</b>	<b>GA</b>	<b>GAA</b>
Tuukka Rask	65	3680	37-20-5	137	2.23
Anton Khudobin	16	885	7-6-1	39	2.64
Zane McIntyre	8	333	0-4-1	22	3.96
Malcolm Subban	1	31	0-1-0	3	5.81

## 2016-17 NOTABLES:

Home Record.....	23-17-1
Road Record.....	21-14-6
Overall Record.....	44-31-7



Brad Marchand in 2016-17 became just the second player in club history to lead the team in goals, assists, points and penalty minutes.

- October 17, 2016: Tuukka Rask is the first goaltender in team history to record two assists in a game.
- November 22, 2016: The Bruins become the second team in NHL history to score 20,000 goals when David Backes scores the milestone tally at 7:44 of the first period vs. St. Louis.
- February 9, 2017: The Bruins earn a 6-3 win vs. San Jose in Bruce Cassidy's first game behind the Boston bench as interim head coach.
- April 4, 2017: A 4-0 win vs. Tampa Bay clinches a playoff berth for the Bruins, who return to the post-season for the first time since 2014.





# THE LAST TIME ... REGULAR SEASON

## BRUINS TEAM

Home Shutout.....	4-0 vs. Tampa Bay, Apr. 4, 2017
Road Shutout.....	4-0 at Florida, Jan. 7, 2017
Consecutive Shutouts .....	6-0 at NY Islanders, Nov. 19, 2011 & 1-0 at Montreal, Nov. 21, 2011
Home Scoreless Game after 65 minutes.....	vs. Florida, Nov. 12, 2009 (0-1 Shootout Loss)
Road Scoreless Game after 65 minutes.....	at NY Rangers, Mar. 9, 2008 (0-1 Shootout Loss)
Penalty-Free Game .....	vs. Vancouver, Jan. 21, 2016
Zero PP Opportunity Game .....	at Arizona, Nov. 12, 2016
Ten-Goal Game .....	10-3 at Chicago, Oct. 16, 1988
Eleven-Goal Game .....	11-5 at Quebec, Mar. 8, 1983
Ten-Goal Decision .....	10-0 vs. Toronto, Dec. 20, 1979
Eleven-Goal Decision.....	12-1 vs. Washington, Dec. 14, 1974
50+ Shot Game.....	50 vs. NY Islanders, Dec. 20, 2016
Five-Goal Period.....	Third vs. Philadelphia, Jan. 13, 2011
Six-Goal Period.....	Second vs. St. Louis, Nov. 3, 1983
Seven-Goal Period .....	Second vs. Edmonton, Jan. 17, 1980
20+ Shot Period .....	20, Second vs. Tampa Bay, Apr. 4, 2017
Shotless Period .....	Second at San Jose, Oct. 13, 2007

## BRUINS INDIVIDUAL

Hat Trick .....	Brad Marchand at Vancouver, Mar. 13, 2017
Shutout.....	Tuukka Rask vs. Tampa Bay, Apr. 4, 2017
Consecutive Shutouts .....	Tim Thomas, 6-0 at NY Islanders, Nov. 19, 2011 & 1-0 at Montreal, Nov. 21, 2011
Penalty Shot.....	Brad Marchand (goal) at Florida, Nov. 1, 2016
Last Second Score, Game.....	Jimmy Hayes vs. Ottawa, Dec. 29, 2015
Last Second Score, Period .....	David Krejci, Second at Tampa Bay, Jan. 31, 2017
Four-Goal Game .....	Dave Andreychuk vs. Tampa Bay, Oct. 28, 1999
Four-Assist Game .....	Ryan Spooner at Pittsburgh, Dec. 18, 2015
Five-Assist Game .....	Patrice Bergeron at Ottawa, Dec. 19, 2006
Six-Assist Game.....	Bobby Orr at Vancouver, Jan. 1, 1973
Five-Point Game.....	Brad Marchand, 2-3=5 vs. Philadelphia, Jan. 14, 2017
Six-Point Game.....	Ray Bourque, 1-5=6 at Vancouver, Feb. 18, 1990
Seven-Point Game.....	Cam Neely, 3-4=7 at Chicago, Oct. 16, 1988
Two Hat Tricks, Same Game .....	Andy Hebenton & Dean Prentice, at Toronto, Jan. 18, 1964
Goaltender Assist .....	Anton Khudobin at NY Islanders, Dec. 20, 2016

## OPPONENT TEAM

Home Shutout.....	0-1 vs. Chicago, Jan. 20, 2017
Road Shutout.....	0-3 at New Jersey, Jan. 2, 2017
Consecutive Shutouts .....	0-1 at NY Rangers, Nov. 1, 2009 & 0-2 at Detroit, Nov. 3, 2009
Penalty-Free Game .....	vs. Vancouver, Jan. 21, 2016
Zero PP Opportunity Game .....	vs. Ottawa, Apr. 9, 2016
Ten-Goal Game .....	2-10 at Washington, Mar. 3, 2008
Eleven-Goal Game .....	4-11 at Toronto, Feb. 7, 1976
Eight-Goal Decision .....	2-10 at Washington, Mar. 3, 2008
Nine-Goal Decision .....	0-9 at Atlanta, Mar. 9, 1976
50+ Shot Game .....	51 at Florida, Mar. 7, 2016
Five-Goal Period.....	Third vs. Buffalo, Dec. 26, 2015
Six-Goal Period.....	First at Washington, Mar. 3, 2008
20+ Shot Period .....	21, Second vs. Los Angeles, Feb. 19, 2016
Shotless Period .....	Third at Los Angeles, Oct. 18, 2003

## OPPONENT INDIVIDUAL

Hat Trick .....	Nikita Kucherov, vs. Tampa Bay, Mar. 23, 2017
Shutout.....	Scott Darling, vs. Chicago, Jan. 20, 2017
Penalty Shot .....	Jakub Voracek (no goal) at Philadelphia, Nov. 29, 2016
Last Second Score, Game.....	Daniel Briere, Colorado, Oct. 13, 2014
Last Second Score, Period .....	Alex Burrows, Second vs. Vancouver, Feb. 4, 2017
Four-Goal Game .....	Michal Nylander, Chicago, Dec. 4, 1999
Five-Goal Game .....	Dave Andreychuk, Buffalo, Feb. 6, 1986
Four-Assist Game .....	Vincent Lecavalier, Tampa Bay, Nov. 4, 2006
Five-Assist Game.....	Marian Stastny, Quebec, Apr. 1, 1982
Six-Assist Game .....	Ron Francis, Hartford, Mar. 5, 1987
Five-Point Game.....	Thomas Vanek, 3-2=5 vs. Buffalo, Jan. 13, 2013
Six-Point Game.....	Ron Francis, Hartford, (0-6=6), Mar. 5, 1987
Two Hat Tricks, Same Game.....	Eric Daze & Steve Sullivan, Chicago, Mar. 9, 2003





# PLAYOFF RECORDS

PATRICE BERGERON 2016-17 SELKE AWARD WINNER  
BRAD MARCHAND 2016-17 1ST TEAM ALL-STAR



**BOSTON'S  
TEAM** *Since  
1924*

# YEAR-BY-YEAR STANLEY CUP RECORDS

Year	Opponent	Series	W	L	T	GF	GA	Cup Champion	Year	Opponent	Series	W	L	T	GF	GA	Cup Champion
1925	Did Not Qualify							Victoria	1978	Chicago Blackhawks	QF	4	0	0	19	9	
1926	Did Not Qualify							Mtl Maroons		Philadelphia Flyers	SF	4	1	0	21	15	
1927	Chicago Blackhawks	QF	1	0	1	10	5			Montreal Canadiens	F	2	4	0	13	18	Mtl Canadiens
	New York Rangers	SF	1	0	1	3	1		1979	Pittsburgh Penguins	QF	4	0	0	16	7	
	Ottawa Senators	F	0	2	2	3	7	Ottawa		Montreal Canadiens	SF	3	4	0	20	25	Mtl Canadiens
1928	New York Rangers	SF	0	1	1	2	5	NY Rangers	1980	Pittsburgh Penguins	PS	3	2	0	21	14	
<b>1929</b>	<b>Montreal Canadiens</b>	<b>SF</b>	<b>3</b>	<b>0</b>	<b>0</b>	<b>5</b>	<b>2</b>	<b>Boston</b>		New York Islanders	QF	1	4	0	14	19	NY Islanders
	<b>New York Rangers</b>	<b>F</b>	<b>2</b>	<b>0</b>	<b>0</b>	<b>4</b>	<b>1</b>		1981	Minnesota North Stars	PS	0	3	0	13	20	NY Islanders
1930	Montreal Maroons	SF	3	1	0	11	5		1982	Buffalo Sabres	DSF	3	1	0	17	11	
	Montreal Canadiens	F	0	2	0	3	7	Mtl Canadiens		Quebec Nordiques	DF	3	4	0	26	28	NY Islanders
1931	Montreal Canadiens	SF	2	3	0	13	13	Mtl Canadiens	1983	Quebec Nordiques	DSF	3	1	0	11	8	
1932	Did Not Qualify							Toronto		Buffalo Sabres	DF	4	3	0	33	23	
1933	Toronto Maple Leafs	SF	2	3	0	7	9	NY Rangers		New York Islanders	SF	2	4	0	21	30	NY Islanders
1934	Did Not Qualify							Chicago	1984	Montreal Canadiens	DSF	0	3	0	2	10	Edmonton
1935	Toronto Maple Leafs	SF	1	3	0	2	7	Mtl Maroons	1985	Montreal Canadiens	DSF	2	3	0	17	19	Edmonton
1936	Toronto Maple Leafs	QF	1	1	0	6	8	Detroit	1986	Montreal Canadiens	DSF	0	3	0	6	10	Mtl Canadiens
1937	Montreal Maroons	QF	1	2	0	6	8	Detroit	1987	Montreal Canadiens	DSF	0	4	0	11	19	Edmonton
1938	Toronto Maple Leafs	SF	0	3	0	3	6	Chicago	1988	Buffalo Sabres	DSF	4	2	0	28	22	
<b>1939</b>	<b>New York Rangers</b>	<b>SF</b>	<b>4</b>	<b>3</b>	<b>0</b>	<b>14</b>	<b>12</b>	<b>Boston</b>		Montreal Canadiens	DF	4	1	0	15	10	
	<b>Toronto Maple Leafs</b>	<b>F</b>	<b>4</b>	<b>1</b>	<b>0</b>	<b>12</b>	<b>6</b>			New Jersey Devils	CF	4	3	0	30	19	
1940	New York Rangers	SF	2	4	0	9	15	NY Rangers	1989	Edmonton Oilers	F	0	4	0	9	18	Edmonton
<b>1941</b>	<b>Toronto Maple Leafs</b>	<b>SF</b>	<b>4</b>	<b>3</b>	<b>0</b>	<b>15</b>	<b>17</b>	<b>Boston</b>		Buffalo Sabres	DSF	4	1	0	16	14	
	<b>Detroit Red Wings</b>	<b>F</b>	<b>4</b>	<b>0</b>	<b>0</b>	<b>12</b>	<b>6</b>			Montreal Canadiens	DF	1	4	0	13	16	Calgary
1942	Chicago Blackhawks	QF	2	1	0	5	7		1990	Hartford Whalers	DSF	4	3	0	23	21	
	Detroit Red Wings	SF	0	2	0	5	9	Toronto		Montreal Canadiens	DF	4	1	0	16	12	
1943	Montreal Canadiens	SF	4	1	0	18	17			Washington Capitals	CF	4	0	0	15	6	
	Detroit Red Wings	F	0	4	0	5	16	Detroit		Edmonton Oilers	F	1	4	0	8	20	Edmonton
1944	Did Not Qualify							Mtl Canadiens	1991	Hartford Whalers	DSF	4	2	0	24	17	
1945	Detroit Red Wings	SF	3	4	0	22	22	Toronto		Montreal Canadiens	DF	4	3	0	18	18	
1946	Detroit Red Wings	SF	4	1	0	16	10			Pittsburgh Penguins	CF	2	4	0	18	27	Pittsburgh
	Montreal Canadiens	F	1	4	0	13	19	Mtl Canadiens	1992	Buffalo Sabres	DSF	4	3	0	19	24	
1947	Montreal Canadiens	SF	1	4	0	10	16	Toronto		Montreal Canadiens	DF	4	0	0	14	8	
1948	Toronto Maple Leafs	SF	1	4	0	13	20	Toronto		Pittsburgh Penguins	CF	0	4	0	7	19	Pittsburgh
1949	Toronto Maple Leafs	SF	1	4	0	10	16	Toronto	1993	Buffalo Sabres	DSF	0	4	0	12	19	Mtl Canadiens
1950	Did Not Qualify							Detroit	1994	Montreal Canadiens	CQF	4	3	0	22	20	
1951	Toronto Maple Leafs	SF	1	4	1	5	17	Toronto		New Jersey Devils	CSF	2	4	0	17	22	NY Rangers
1952	Montreal Canadiens	SF	3	4	0	12	18	Detroit	1995	New Jersey Devils	CQF	1	4	0	5	14	New Jersey
1953	Detroit Red Wings	SF	4	2	0	21	21		1996	Florida Panthers	CQF	1	4	0	16	22	Colorado
	Montreal Canadiens	F	1	4	0	9	16	Mtl Canadiens	1997	Did Not Qualify						Detroit	
1954	Montreal Canadiens	SF	0	4	0	4	16	Detroit	1998	Washington Capitals	CQF	2	4	0	13	15	Detroit
1955	Montreal Canadiens	SF	1	4	0	9	16	Detroit	1999	Carolina Hurricanes	CQF	4	2	0	16	10	
1956	Did Not Qualify							Mtl Canadiens		Buffalo Sabres	CSF	2	4	0	14	17	Dallas
1957	Detroit Red Wings	SF	4	1	0	15	14		2000	Did Not Qualify						New Jersey	
	Montreal Canadiens	F	1	4	0	6	15	Mtl Canadiens	2001	Did Not Qualify						Colorado	
1958	New York Rangers	SF	4	2	0	28	16		2002	Montreal Canadiens	CQF	2	4	0	18	20	Detroit
	Montreal Canadiens	F	2	4	0	14	16	Mtl Canadiens	2003	New Jersey Devils	CQF	1	4	0	8	13	New Jersey
1959	Toronto Maple Leafs	SF	3	4	0	21	20	Mtl Canadiens	2004	Montreal Canadiens	CQF	3	4	0	14	19	Tampa Bay
1960	Did Not Qualify							Mtl Canadiens	2005	NHL Season Cancelled							
1961	Did Not Qualify							Chicago	2006	Did Not Qualify						Carolina	
1962	Did Not Qualify							Toronto	2007	Did Not Qualify						Anaheim	
1963	Did Not Qualify							Toronto	2008	Montreal Canadiens	CQF	3	4	0	15	19	Detroit
1964	Did Not Qualify							Toronto	2009	Montreal Canadiens	CQF	4	0	0	17	6	
1965	Did Not Qualify							Mtl Canadiens		Carolina Hurricanes	CSF	3	4	0	17	16	Pittsburgh
1966	Did Not Qualify							Mtl Canadiens	2010	Buffalo Sabres	CQF	4	2	0	16	15	
1967	Did Not Qualify							Toronto		Philadelphia Flyers	CSF	3	4	0	20	22	Chicago
1968	Montreal Canadiens	QF	0	4	0	8	15	Mtl Canadiens	<b>2011</b>	<b>Montreal Canadiens</b>	<b>CQF</b>	<b>4</b>	<b>3</b>	<b>0</b>	<b>17</b>	<b>17</b>	
1969	Toronto Maple Leafs	QF	4	0	0	24	5			<b>Philadelphia Flyers</b>	<b>CSF</b>	<b>4</b>	<b>0</b>	<b>0</b>	<b>20</b>	<b>7</b>	
	Montreal Canadiens	SF	2	4	0	16	15	Mtl Canadiens		<b>Tampa Bay Lightning</b>	<b>CF</b>	<b>4</b>	<b>3</b>	<b>0</b>	<b>21</b>	<b>21</b>	
<b>1970</b>	<b>New York Rangers</b>	<b>QF</b>	<b>4</b>	<b>2</b>	<b>0</b>	<b>25</b>	<b>16</b>	<b>Boston</b>		<b>Vancouver Canucks</b>	<b>F</b>	<b>4</b>	<b>3</b>	<b>0</b>	<b>23</b>	<b>8</b>	<b>Boston</b>
	<b>Chicago Blackhawks</b>	<b>SF</b>	<b>4</b>	<b>0</b>	<b>0</b>	<b>20</b>	<b>10</b>		2012	Washington Capitals	CQF	3	4	0	15	16	Los Angeles
	<b>St. Louis Blues</b>	<b>F</b>	<b>4</b>	<b>0</b>	<b>0</b>	<b>20</b>	<b>7</b>	<b>Boston</b>	2013	Toronto Maple Leafs	CQF	4	3	0	22	18	
1971	Montreal Canadiens	QF	3	4	0	26	28	Mtl Canadiens		New York Rangers	CSF	4	1	0	16	10	
<b>1972</b>	<b>Toronto Maple Leafs</b>	<b>QF</b>	<b>4</b>	<b>1</b>	<b>0</b>	<b>18</b>	<b>10</b>	<b>Boston</b>		Pittsburgh Penguins	CF	4	0	0	12	2	
	<b>St. Louis Blues</b>	<b>SF</b>	<b>4</b>	<b>0</b>	<b>0</b>	<b>28</b>	<b>8</b>			Chicago Blackhawks	F	2	4	0	15	17	Chicago
	<b>New York Rangers</b>	<b>F</b>	<b>4</b>	<b>2</b>	<b>0</b>	<b>18</b>	<b>16</b>	<b>Boston</b>	2014	Detroit Red Wings	Rd1	4	1	0	13	6	
1973	New York Rangers	QF	1	4	0	11	22	Mtl Canadiens		Montreal Canadiens	Rd2	3	4	0	16	20	Los Angeles
1974	Toronto Maple Leafs	QF	4	0	0	17	9		2015	Did Not Qualify						Chicago	
	Chicago Blackhawks	SF	4	2	0	28	20		2016	Did Not Qualify						Pittsburgh	
	Philadelphia Flyers	F	2	4	0	13	15	Philadelphia	2017	Ottawa Senators	Rd1	2	4	0	13	15	Pittsburgh
1975	Chicago Blackhawks	PS	1	2	0	15	12	Philadelphia									
1976	Los Angeles Kings	QF	4	3	0	26	14		<b>Bold indicates Boston Stanley Cup championship post-seasons</b>								
	Philadelphia Flyers	SF	1	4	0	12	19	Mtl Canadiens									
1977	Los Angeles Kings	QF	4	2	0	30	24										
	Philadelphia Flyers	SF	4	0	0	14	8										
	Montreal Canadiens	F	0	4	0	6	16	Mtl Canadiens									



# SUMMARY OF PLAYOFF SERIES

Stanley Cup Championships: 6 - vs. NY Rangers, 1929 & 1972  
 - vs. Toronto, 1939  
 - vs. Detroit, 1941  
 - vs. St. Louis, 1970  
 - vs. Vancouver, 2011

		Total Series	W	L	Best-of-Seven Series	W	L
Preliminary Series, Division Semi-Finals, Conference Quarter-Finals and Round Ones:		31	15	16	23	12	11
Quarter-Finals, Division Finals, Conference Semi-Finals and Round Twos:		30	17	13	26	15	11
Semi-Finals and Conference Championships:		41	19	22	32	16	16
Final Series:		19	6	13	16	5	11
Series Ending in Two Games:		7	3	4	-	-	-
Series Ending in Three Games:		8	2	6	-	-	-
Series Ending in Four Games:		27	17	10	22	14	8
Series Ending in Five Games:		30	12	18	26	11	15
Series Ending in Six Games:		24	10	14	24	10	14
Series Ending in Seven Games:		25	13	12	25	13	12
When Leading a Series:	1-0	62	40	22	49	34	15
	2-0	35	28	7	30	23	7
	3-0	21	20	1	20	19	1
	2-1	34	25	9	30	21	9
	3-1	20	18	2	20	18	2
	3-2	25	20	5	25	20	5
When Trailing a Series:	0-1	54	15	39	48	14	34
	0-2	34	2	32	28	2	26
	0-3	19	0	19	15	0	15
	1-2	38	9	29	31	8	23
	1-3	22	0	22	22	0	22
	2-3	23	3	20	23	3	20
When a Series is Tied:	1-1	47	25	22	38	23	15
	2-2	36	17	19	32	16	16
	3-3	25	13	12	25	13	12
Game One Record:		115	59	56	97	49	48
Game Two Record When Leading 1-0:		60	35	25	49	30	18
Game Two Record When Trailing 0-1:		56	22	34	48	20	28
Game Three Record When Leading 2-0:		34	21	13	30	20	10
Game Three Record When Tied 1-1:		46	22	24	38	20	18
Game Three Record When Trailing 0-2:		32	13	19	28	13	15
Game Four Record When Leading 3-0:		20	14	6	20	14	6
Game Four Record When Leading 2-1:		34	17	17	30	14	16
Game Four Record When Trailing 1-2:		35	19	16	31	16	15
Game Four Record When Trailing 0-3:		15	7	8	15	7	8
Game Five Record When Leading 3-1:		20	11	9	20	11	9
Game Five Record When Tied 2-2:		36	17	19	32	16	16
Game Five Record When Trailing 1-3:		22	7	15	22	7	15
Game Six Record When Leading 3-2:		25	10	15	25	10	15
Game Six Record When Trailing 2-3:		23	10	13	23	10	13
Game Seven Record:		25	13	12	25	13	12

All Series Note: Records beyond total games do not reflect any series involving ties.

Best-of-Seven Series Note: Records beyond total games do not reflect 1951 SF series in which game two ended in a tie. That series went six games (W-T-L-L-L-L).

# PLAYOFF RECORDS VS. TEAMS

Opponent	Series	W	L	GP	W	L	T	GF	GA	Last Series	
Montreal Canadiens	34	9	25	177	71	106	0	436	531	2014 Rd 2	(Lost 3-4)
Toronto Maple Leafs	14	6	8	69	34	34	1	175	168	2013 CQF	(Won 4-3)
New York Rangers	10	7	3	47	26	19	2	130	114	2013 CSF	(Won 4-1)
Buffalo Sabres	8	6	2	45	25	20	-	155	145	2010 CQF	(Won 4-2)
Detroit Red Wings	8	5	3	38	23	15	0	109	104	2014 Rd 1	(Won 4-1)
Chicago Blackhawks	7	5	2	28	18	9	1	112	80	2013 F	(Lost 2-4)
Philadelphia Flyers	6	3	3	31	18	13	-	100	86	2011 CSF	(Won 4-0)
Pittsburgh Penguins	5	3	2	23	13	10	-	74	69	2013 CF	(Won 4-0)
Carolina Hurricanes*	4	3	1	26	15	11	-	80	64	2009 CSF	(Lost 3-4)
New Jersey Devils	4	1	3	23	8	15	-	60	68	2003 CQF	(Lost 1-4)
Washington Capitals	3	1	2	17	9	8	-	43	37	2012 CQF	(Lost 3-4)
Los Angeles Kings	2	2	0	13	8	5	-	56	38	1977 QF	(Won 4-2)
St. Louis Blues	2	2	0	8	8	0	-	48	15	1972 SF	(Won 4-0)
Colorado Avalanche**	2	1	1	11	6	5	-	37	36	1983 DSF	(Won 3-1)
New York Islanders	2	0	2	11	3	8	-	35	49	1983 SF	(Lost 2-4)
Edmonton Oilers	2	0	2	9	1	8	-	20	41	1990 F	(Lost 1-4)
Tampa Bay Lightning	1	1	0	7	4	3	-	21	21	2011 CF	(Won 4-3)
Vancouver Canucks	1	1	0	7	4	3	-	23	8	2011 F	(Won 4-3)
Dallas Stars***	1	0	1	3	0	3	-	13	20	1981 PS	(Lost 0-3)
Florida Panthers	1	0	1	5	1	4	-	16	22	1996 CQF	(Lost 1-4)
Ottawa Senators	1	0	1	6	2	4	-	13	15	2017 Rd 1	(Lost 2-4)
Defunct Clubs****	3	1	2	11	4	5	2	20	20		
<b>Total</b>	<b>121</b>	<b>57</b>	<b>64</b>	<b>608</b>	<b>301</b>	<b>310</b>	<b>6</b>	<b>1776</b>	<b>1751</b>		

# HOME & ROAD RECORDS VS. TEAMS

Opponent	Home					Road				
	W	L	T	GF	GA	W	L	T	GF	GA
Buffalo Sabres	17	7	-	87	66	8	13	-	68	79
Carolina Hurricanes*	9	5	-	42	28	6	6	-	38	36
Chicago Blackhawks	10	5	1	70	50	8	4	0	42	39
Colorado Avalanche**	4	2	-	24	18	2	3	-	13	18
Dallas Stars***	0	2	-	10	14	0	1	-	3	6
Detroit Red Wings	12	7	-	51	43	11	8	-	58	61
Edmonton Oilers	0	4	-	11	23	1	4	-	9	18
Florida Panthers	1	1	-	8	6	0	3	-	8	16
Los Angeles Kings	5	2	-	31	12	3	3	-	25	26
Montreal Canadiens	47	40	0	237	228	24	66	0	199	303
New Jersey Devils	4	8	-	36	35	4	7	-	24	30
New York Islanders	2	4	-	18	18	1	4	-	17	31
New York Rangers	17	8	1	86	61	9	11	1	44	53
Ottawa Senators	0	3	-	5	8	2	1	-	8	7
Philadelphia Flyers	11	5	-	56	42	7	8	-	44	44
Pittsburgh Penguins	8	4	-	40	37	5	6	-	345	32
St. Louis Blues	4	0	-	24	7	4	0	-	24	8
Tampa Bay Lightning	3	1	-	12	11	1	2	-	9	10
Toronto Maple Leafs	18	18	0	92	78	16	16	1	83	90
Vancouver Canucks	3	0	-	17	3	1	3	-	6	5
Washington Capitals	3	6	-	18	20	6	2	-	25	17
Defunct Clubs****	2	3	1	11	9	2	2	1	9	11

\* -- includes games played vs. franchise as Hartford Whalers

\*\* -- all games played vs. franchise as Quebec Nordiques

\*\*\* -- all games played vs. franchise as Minnesota North Stars

\*\*\*\* -- defunct clubs are Ottawa Senators (1927) and Montreal Maroons (1930 & 1937)

# PLAYOFF RECORDS

## TEAM

\* -- denotes NHL record

### OVERALL

Most Consecutive Playoff Appearances ..... 29; 1968-96\*  
Most Consecutive Wins ..... 11;  
Ten games in 1970, first game of QF in 1971  
Most Consecutive Losses ..... 9; Last three games of F in 1953,  
four games in 1954, first two games of SF in 1955

### ONE PLAYOFF YEAR

Most Games Played ..... 25; 2011  
Most Overtime Games ..... 8; 2013  
Most Shutouts ..... 4; 2011  
Most Wins ..... 16; 2011  
Most Wins, Home ..... 10; 2011  
Most Wins, Road ..... 6; 1972, 2011; 2013  
Most Overtime Wins ..... 5; 2013  
Most Consecutive Wins ..... 10; 1970  
Most Losses ..... 10; 1988  
Most Losses, Home ..... 5; 1994  
Most Losses, Road ..... 8; 1988  
Most Overtime Losses ..... 3; 1976, 1993; 2013; 2017  
Most Power Play Goals ..... 24; 1991  
Most Power Play Goals Against ..... 22; 1988  
Most Shorthanded Goals ..... 5; 1969 & 1970  
Most Shorthanded Goals Against ..... 2; 6x, last 2013

### ONE PLAYOFF SERIES

#### TWO-GAME SERIES:

Most Goals ..... 10; 1927 QF vs. Chicago  
Most Goals Against ..... 8; 1936 QF vs. Toronto  
Most Goals, Both Teams ..... 15; 1927 QF vs. Chicago  
Fewest Goals ..... 2; 1928 SF vs. NY Rangers  
Fewest Goals Against ..... 1; 1927 SF vs. NY Rangers,  
1929 F vs. NY Rangers  
Fewest Goals, Both Teams ..... 4; 1927 SF vs. NY Rangers

#### THREE-GAME SERIES:

Most Goals ..... 15; 1975 PS vs. Chicago  
Most Goals Against ..... 20; 1981 PS vs. Minnesota  
Most Goals, Both Teams ..... 33; 1981 PS vs. Minnesota\*  
Fewest Goals ..... 2; 1984 DSF vs. Montreal  
Fewest Goals Against ..... 2; 1929 SF vs. Montreal  
Fewest Goals, Both Teams ..... 7; 1929 SF vs. Montreal\*

#### FOUR-GAME SERIES:

Most Goals ..... 28; 1972 SF vs. St. Louis\*  
Most Goals Against ..... 19; 1987 DSF vs. Montreal,  
1992 SF vs. Pittsburgh, 1993 DSF vs. Buffalo  
Most Goals, Both Teams ..... 36; 1972 SF vs. St. Louis\*  
Fewest Goals ..... 2; 1935 SF vs. Toronto  
Fewest Goals Against ..... 2; 2013 CF vs. Pittsburgh  
Fewest Goals, Both Teams ..... 9; 1935 SF vs. Toronto\*

#### FIVE-GAME SERIES:

Most Goals ..... 21; 1978 SF vs. Philadelphia, 1980 QF vs. Pittsburgh  
Most Goals Against ..... 22; 1973 QF vs. NY Rangers, 1996 CQF vs. Florida  
Most Goals, Both Teams ..... 38; 1996 CQF vs. Florida  
Fewest Goals ..... 5; 1995 CQF vs. New Jersey  
Fewest Goals Against ..... 6; 1939 F vs. Toronto, 2014 Rd 1 vs. Detroit  
Fewest Goals, Both Teams ..... 16; 1933 SF vs. Toronto

#### SIX-GAME SERIES:

Most Goals ..... 30; 1977 QF vs. Los Angeles  
Most Goals Against ..... 30; 1983 SF vs. NY Islanders  
Most Goals, Both Teams ..... 54; 1977 QF vs. Los Angeles  
Fewest Goals ..... 5; 1951 SF vs. Toronto\*  
Fewest Goals Against ..... 10; 1999 CQF vs. Carolina  
Fewest Goals, Both Teams ..... 22; 1951 SF vs. Toronto

#### SEVEN-GAME SERIES:

Most Goals ..... 33; 1983 DF vs. Buffalo  
Most Goals Against ..... 28; 1971 QF vs. Montreal, 1982 DF vs. Quebec  
Most Goals, Both Teams ..... 56; 1983 DF vs. Buffalo  
Fewest Goals ..... 12; 1952 SF vs. Montreal  
Fewest Goals Against ..... 8; 2011 F vs. Vancouver\*  
Fewest Goals, Both Teams ..... 26; 1939 SF vs. NY Rangers

#### OVERTIME:

Most Games ..... 4; 1933 SF vs. Toronto, 1939 SF vs. NY Rangers;  
2012 CQF vs. Washington; 2017 Rd 1 vs. Ottawa

#### POWER PLAY:

Most Goals ..... 11; 1976 QF vs. Los Angeles, 1988 SF vs. New Jersey  
Most Goals Against ..... 11; 1988 DSF vs. Buffalo  
Most Goals, Both Teams ..... 17; 1988 DSF vs. Buffalo  
Boston scored 6; Buffalo scored 11

#### SHORTHANDED:

Most Goals ..... 4; 1958 SF vs. NY Rangers  
Most Goals Against ..... 4; 1981 PS vs. Minnesota, 1989 DSF vs. Buffalo  
Most Goals, Both Teams ..... 7; 1958 SF vs. NY Rangers\*  
Boston scored 4; NY Rangers scored 3

#### PENALTIES:

Most Penalties ..... 95; 1988 DSF vs. Buffalo  
Most Penalty Minutes ..... 308; 1988 DSF vs. Buffalo  
Most Penalty Minutes, Both Teams ..... 611; 1988 DSF vs. Buffalo  
Boston recorded 308; Buffalo recorded 303

### ONE PLAYOFF GAME

Most Goals ..... 10; Apr. 2, 1969, 10-0 vs. Toronto,  
Apr. 20, 1972, 10-2 vs. St. Louis  
Most Goals Against ..... 9; Apr. 9, 1981, 6-9 vs. Minnesota,  
Apr. 29, 1992, 3-9 at Buffalo  
Most Goals, Both Teams ..... 15; Apr. 9, 1981, 6-9 vs. Minnesota  
Most Power Play Goals ..... 6; Apr. 2, 1969 vs. Toronto\*  
Most Power Play Goals Against ..... 4; Apr. 5, 1989 vs. Buffalo,  
Apr. 29, 1992 at Buffalo  
Most Power Play Goals, Both Teams ..... 6; Apr. 2, 1969,  
Boston 6, Toronto 0; Apr. 21, 1974, Boston 3, Chicago 3  
Most Shorthanded Goals ..... 3; Apr. 11, 1981 at Minnesota\*  
Most Shorthanded Goals Against ..... 2; Mar. 19, 1940 at NY Rangers,  
Apr. 1, 1958 vs. NY Rangers, Apr. 5, 1989 vs. Buffalo  
Most Shorthanded Goals, Both Teams ..... 4, Apr. 11, 1981\*  
Boston 3, Minnesota 1  
Most Penalties ..... 23; Apr. 9, 1988 vs. Buffalo  
Most Penalty Minutes ..... 126; Apr. 17, 1980 vs. NY Islanders  
Most Penalty Minutes, Both Teams ..... 254; Apr. 17, 1980,  
Boston 126, NY Islanders 128  
Most Shots\*\* ..... 89; Apr. 3, 1933 at Toronto (6 OT);  
61; Apr. 25, 1994 vs. Montreal  
Most Shots Against\*\* ..... 112; Apr. 3, 1933 at Toronto (6 OT)  
63; June 12, 2013 at Chicago  
Fewest Shots\*\* ..... 12; Mar. 28, 1951 at Toronto;  
May 20, 1988 at Edmonton  
Fewest Shots Against\*\* ..... 12; Apr. 6, 1939 vs. Toronto;  
Apr. 19, 1978 vs. Chicago

\*\* -- Shots on goal were not kept as an official NHL statistic until the 1955-56 season. Records prior to that season are unofficial.



# PLAYOFF RECORDS

## ONE PLAYOFF PERIOD

Most Goals.....	6; Apr. 11, 1991 vs. Hartford (3rd)
Most Goals Against.....	6; Mar. 26, 1936 at Toronto (2nd)
Most Goals, Both Teams.....	7; Mar. 26, 1936 (2nd), Toronto 6, Boston 1; Apr. 20, 1972 (3rd), Boston 5, St. Louis 2; Apr. 14, 1985 (2nd), Boston 5, Montreal 2
Most Power Play Goals.....	4; Apr. 11, 1991 vs. Hartford (3rd)*
Most Power Play Goals Against.....	4; Mar. 26, 1936 at Toronto (2nd)*
Most Power Play Goals, Both Teams.....	4; 2x, last Apr. 11, 1991 (3rd) Boston scored 4, Hartford scored 0
Most Shorthanded Goals.....	2; 6x, last, Apr. 6, 1988 vs. Buffalo (1st)
Most Shorthanded Goals Against.....	1; 36x, last, June 19, 2013 at Chicago (1st)
Most Shorthanded Goals, Both Teams.....	2; 6x last, Apr. 6, 1988 (1st), Boston 2, Buffalo 0
Most Penalties.....	18; Apr. 17, 1980 vs. NY Islanders (1st)
Most Penalty Minutes.....	124; Apr. 17, 1980 vs. NY Islanders (1st)
Most Penalty Minutes, Both Teams.....	248; Apr. 17, 1980* Boston 124, NY Islanders 124 (1st)
Most Shots**.....	26; Apr. 22, 1969 at Montreal (2nd)
Most Shots Against**.....	26; Apr. 4, 1927 at NY Rangers (3rd)
Fewest Shots**.....	0; Apr. 6, 1939 vs. Toronto (2nd), Apr. 12, 2017 at Ottawa (2nd)
Fewest Shots Against**.....	1; 5x, last May 1, 1994 at New Jersey (3rd)

\*\* -- Shots on goal were not kept as an official NHL statistic until the 1955-56 season. Records prior to that season are unofficial.

## FASTEST

Goal from Start of Period.....	0:10; Bobby Schmautz, Apr. 15, 1977 at Los Angeles (3rd); John Byce, May 20, 1990 at Edmonton (1st)
Goal Against from Start of Period.....	0:06; Don Kozak, Apr. 17, 1977 at Los Angeles (1st)
Two Goals.....	0:07; Apr. 23, 1989 vs. Montreal (2nd), Cam Neely, 14:54 & Michael Thelven, 15:01
Two Goals, One Player.....	0:11; Apr. 25, 1991 vs. Montreal (3rd), Cam Neely, 7:58 & 8:09
Two Goals Against.....	0:06; Apr. 21, 1994 at Montreal (2nd), Mike Keane, 11:50 & Gilbert Dionne, 11:56
Two Goals Against, One Player.....	0:31; Mar. 25, 1954 at Montreal (1st), Bernard Geoffrion, 5:57 & 6:28
Two Goals, Both Teams.....	0:08; Apr. 15, 2003 vs. New Jersey (3rd) Scott Niedermayer (NJ), 1:37 & Martin Lapointe (Bos), 1:45
Three Goals.....	1:02; Mar. 30, 1952 vs. Montreal (2nd), Hal Laycoe, 2:05, Dave Creighton, 2:38 & Ed Sandford, 3:07
Three Goals, One Player.....	13:40; Apr. 8, 1982 vs. Buffalo (2nd) Barry Pederson, 0:48, 3:56 & 14:28
Three Goals Against.....	1:11; Apr. 8, 1987 at Montreal (1st), Larry Robinson, 4:37, Guy Carbonneau, 4:56 & Stephane Richer, 5:48
Three Goals Against, One Player.....	5:55; May 21, 1992 vs. Pittsburgh (1st), Kevin Stevens, 9:08, 12:42 & 15:03
Three Goals, Both Teams.....	0:38; Apr. 26, 1977 at Philadelphia (2nd), Mike Milbury (Bos), 15:01, Gary Dornhoefer (Phi), 15:16 & Jean Ratelle (Bos), 15:39
Four Goals.....	4:41; Apr. 14, 1985 vs. Montreal (2nd), Keith Crowder, 8:55, Butch Goring, 9:21, Terry O'Reilly, 13:15 & Ken Linseman, 13:36
Four Goals Against.....	3:27; May 3, 1983 at New York Islanders (3rd), Duane Sutter, 5:25, Mike Bossy, 6:41, Denis Potvin, 8:12 & Bobby Nystrom, 8:52
Four Goals, Both Teams.....	1:38; Apr. 26, 1977 at Philadelphia (2nd), Gregg Sheppard (Bos), 14:01, Mike Milbury (Bos), 15:01, Gary Dornhoefer (Phi) 15:16 & Jean Ratelle (Bos) 15:39
Five Goals.....	10:11; Apr. 8, 1970 vs. New York Rangers (2nd) Bobby Orr, 4:56 & 7:35, Derek Sanderson, 8:19, Phil Esposito 11:44 & Wayne Cashman, 15:07
Five Goals Against.....	5:59; May 3, 1983 at New York Islanders (3rd), Mike Bossy, 2:53 & 6:41, Duane Sutter, 5:25, Denis Potvin & Bobby Nystrom, 8:52

Five Goals, Both Teams.....	4:41; Apr. 14, 1985 vs. Montreal (2nd) Keith Crowder (Bos), 8:55, Butch Goring (Bos), 9:21, Steve Rooney (Mtl), 9:52, Terry O'Reilly (Bos), 13:15 & Ken Linseman, 13:36
-----------------------------	--

## INDIVIDUAL

\* -- denotes NHL record

## CAREER

Most Games.....	180; Ray Bourque
Most Goals.....	55; Cam Neely
Most Assists.....	125; Ray Bourque
Most Assists by a Goaltender.....	4; Gilles Gilbert
Most Points.....	161; Ray Bourque, 36 goals & 125 assists
Most Penalty Minutes.....	335; Terry O'Reilly
Most Penalty Minutes by a Goaltender.....	27; Andy Moog
Most Three-or-More Goal Games.....	4; Phil Esposito
Most Power Play Goals.....	24; Cam Neely
Most Shorthanded Goals.....	6; Ed Westfall
Most Overtime Goals.....	3; Mel Hill, Terry O'Reilly & Patrice Bergeron
Most Stanley-Cup-Winning Goals.....	2; Bobby Orr
Most Wins by a Goaltender.....	53; Gerry Cheevers
Most Shutouts by a Goaltender.....	8; Gerry Cheevers
Longest Point Streak.....	18; Phil Esposito, 13-20=33, Apr. 11, 1970 - Apr. 18, 1971

## ONE PLAYOFF YEAR

Most Points.....	33; Rick Middleton, 11-22=33, 1983
Most Points by a Rookie.....	19; Brad Marchand, 11-8=19, 2011
Most Points by a Defenseman.....	25; Ray Bourque, 7-18=25, 1991
Most Points by a Line.....	64; 19-44=63, 2013, Right Wing Nathan Horton, 7-12=19, Center David Krejci, 9-17=26 & Left Wing Milan Lucic, 7-12=19
Most Goals.....	16; Cam Neely, 1991
Most Goals by a Defenseman.....	9; Bobby Orr, 1970 & Brad Park, 1978
Most Goals by a Rookie.....	11; Brad Marchand, 2011
Most Overtime Goals.....	3; Mel Hill, 1939*
Most Power Play Goals.....	9; Cam Neely, 1991
Most Shorthanded Goals.....	3; Derek Sanderson, 1969*
Most Three-or-More-Goal Games.....	2; Phil Esposito, 1970 & Cam Neely, 1991
Most Assists.....	22; Rick Middleton, 1983
Most Assists by a Defenseman.....	19; Bobby Orr, 1972
Most Assists by a Rookie.....	11; Barry Pederson, 1982
Most Assists by a Goaltender.....	3; Gilles Gilbert, 1974
Most Penalty Minutes.....	124; Jay Miller, 1988
Most Penalty Minutes by a Goaltender.....	17; Andy Moog, 1992
Longest Point Streak.....	14; Bobby Orr, 9-11=20, 1970
Most Minutes Played by a Goaltender.....	1542; Tim Thomas, 2011
Longest Win Streak by a Goaltender.....	10; Gerry Cheevers, 1970

## ONE PLAYOFF SERIES

Most Points.....	19; Rick Middleton, 5-14=19, 1983 DF vs. Buffalo*
Most Goals.....	8; Jerry Toppazzini, 1958 SF vs. NY Rangers & Bobby Schmautz, 1977 QF vs. Los Angeles
Most Power Play Goals.....	4; 4x, last Cam Neely, 1991 DF vs. Montreal
Most Shorthanded Goals.....	2; Jerry Toppazzini, 1958 SF vs. NY Rangers, Derek Sanderson, 1969 SF vs. Montreal & Bobby Lalonde, 1981 PS vs. Minnesota
Most Overtime Goals.....	3; Mel Hill, 1939 SF vs. NY Rangers*
Most Assists.....	14, Rick Middleton, 1983 DF vs. Buffalo*

# PLAYOFF RECORDS

## ONE PLAYOFF GAME

Most Points.....	6; Phil Esposito, 4-2=6, Apr. 2, 1969 vs. Toronto & Rick Middleton, 2-4=6, Apr. 18, 1983 at Buffalo
Most Points Against .....	6; Dickie Moore, 2-4=6, Mar. 25, 1954 at Montreal
Most Goals.....	4; Phil Esposito, Apr. 2, 1969 vs. Toronto
Most Goals by a Defenseman.....	3; Bobby Orr, Apr. 11, 1971 at Montreal*
Most Power Play Goals.....	3; Phil Esposito, Apr. 2, 1969 vs. Toronto & John Bucyk, Apr. 21, 1974 vs. Chicago
Most Shorthanded Goals.....	2; Bobby Lalonde, Apr. 11, 1981 at Minnesota*
Most Goals Against.....	5; Reggie Leach, May 6, 1976 at Philadelphia
Most Assists.....	5; Don McKenney, Apr. 5, 1958 vs. NY Rangers
Most Assists Against.....	4; Dickie Moore, Mar. 25, 1954 at Montreal & Dick Redmond, Apr. 21, 1974 vs. Chicago
Most Penalty Minutes.....	32; Wayne Cashman, Apr. 11, 1970 at NY Rangers & Jay Miller, Apr. 9, 1988 at Buffalo
Most Shots.....	13; Phil Esposito, Apr. 2, 1969 vs. Toronto
Most Shots Against.....	11; Stan Mikita, Apr. 19, 1970 at Chicago

## ONE PLAYOFF PERIOD

Most Points.....	4; Barry Pederson, 3-1=4, Apr. 8, 1982 vs. Buffalo (2nd)*, Peter McNab, 1-3=4, Apr. 11, 1982 at Buffalo (2nd), Ken Linseman, 2-2=4, Apr. 14, 1985 vs. Montreal (2nd) & Tyler Seguin, 2-2=4, May 17, 2011 vs. Tampa Bay (2nd)
Most Goals.....	3; Bobby Schmautz, Apr. 11, 1977 vs. Los Angeles (1st) & Barry Pederson, Apr. 8, 1982 vs. Buffalo (2nd)
Most Assists.....	3; Bobby Bauer, Mar. 24, 1946 at Detroit (3rd), Don McKenney, Apr. 5, 1958 vs. NY Rangers (3rd), Bobby Orr, Apr. 8, 1971 vs. Montreal (2nd), Bobby Orr, Apr. 9, 1972 at Toronto (3rd), Phil Esposito, Apr. 30, 1972 vs. NY Rangers (2nd), Jean Ratelle, Apr. 11, 1977 vs. Los Angeles (1st), Peter McNab, Apr. 11, 1982 at Buffalo (2nd), Rick Middleton, Apr. 18, 1983 at Buffalo (3rd), Ray Bourque, Apr. 20, 1983 vs. Buffalo (1st), Ray Bourque, Apr. 14, 1985 vs. Montreal (2nd), Craig Janney, Apr. 11, 1991 vs. Hartford (3rd), Adam Oates, Apr. 24, 1993 at Buffalo (1st) & Zdeno Chara, May 8, 2013 at Toronto (2nd)
Most Power Play Goals .....	2; Don McKenney, Mar. 29, 1958 vs. NY Rangers (1st), Phil Esposito, Apr. 2, 1969 vs. Toronto (2nd), John Bucyk, Apr. 23, 1970 vs. Chicago (2nd), John McKenzie, Apr. 23, 1972 at St. Louis (2nd), John Bucyk, Apr. 21, 1974 vs. Chicago (1st) & Cam Neely, Apr. 11, 1991 vs. Hartford (3rd)
Most Shorthanded Goals.....	2; Bobby Lalonde, Apr. 11, 1981 at Minnesota (3rd)*
Most Shots.....	9; Ray Bourque, Apr. 8, 1980 vs. Pittsburgh (3rd)
Most Shots Against.....	7; John Tucker, Apr. 9, 1988 at Buffalo (2nd)



Cam Neely is Boston's all-time playoff goal leader, including three post-season hat tricks.

## TOP TEN CATEGORY LEADERS

### GAMES PLAYED

1	Ray Bourque.....	180
2	Wayne Cashman .....	145
3	Don Marcotte .....	132
4	Rick Middleton .....	111
5	John Bucyk.....	109
6	Terry O'Reilly.....	108
7	Glen Wesley .....	105
8	Zdeno Chara .....	102
9	Patrice Bergeron .....	101
10	Milan Lucic.....	96
	David Krejci.....	96

### GOALS

1	Cam Neely .....	55
2	Phil Esposito.....	46
3	Rick Middleton .....	45
4	John Bucyk.....	40
5	Peter McNab .....	38
6	Ray Bourque.....	36
7	Ken R. Hodge.....	34
8	Don Marcotte .....	34
9	Wayne Cashman .....	31
10	David Krejci.....	29

### ASSISTS

1	Ray Bourque.....	125
2	Bobby Orr .....	66
3	John Bucyk.....	60
4	Wayne Cashman .....	57
5	Phil Esposito.....	56
6	Craig Janney .....	56
7	Rick Middleton .....	55
8	Brad Park .....	55
9	David Krejci.....	48
10	Ken R. Hodge.....	47

### POINTS

1	Ray Bourque.....	161
2	Phil Esposito.....	102
3	Rick Middleton .....	100
4	John Bucyk.....	100
5	Bobby Orr .....	92
6	Wayne Cashman .....	88
7	Cam Neely .....	87
8	Ken R. Hodge.....	81
9	Brad Park .....	78
10	David Krejci.....	77



Ray Bourque is Boston's all-time playoff leader in games, assists and points.

# THREE-PLUS GOAL COMEBACKS

Date	Leading Score					Period	Final Score					Round
Mar. 24, 1931	Montreal	4	at	Boston	1	Third	Montreal	4	at	Boston	*5	SF
Mar. 21, 1943	Montreal	3	at	Boston	0	Second	Montreal	4	at	Boston	5	SF
Apr. 5, 1983	Quebec	3	at	Boston	0	Second	Quebec	3	at	Boston	*4	DSF
Apr. 14, 1985	Montreal	4	at	Boston	1	Second	Montreal	6	at	Boston	7	DSF
Apr. 6, 1989	Buffalo	3	at	Boston	0	Second	Buffalo	3	at	Boston	5	DSF
Apr. 11, 1990	Boston	2	at	Hartford	5	Third	Boston	6	at	Hartford	5	DSF
May 13, 2013	Toronto	4	at	Boston	1	Third	Toronto	4	at	Boston	*5	CQF

\* -- overtime game

# THREE-PLUS GOAL BLOWN LEADS

Date	Leading Score					Period	Final Score					Round
Apr. 8, 1971	Montreal	1	at	Boston	5	Second	Montreal	7	at	Boston	5	QF
Apr. 24, 1993	Boston	5	at	Buffalo	2	Second	Boston	5	at	Buffalo	*6	DSF
May 14, 2010	Philadelphia	0	at	Boston	3	First	Philadelphia	4	at	Boston	3	CSF
May 21, 2011	Boston	3	at	Tampa Bay	0	Second	Boston	3	at	Tampa Bay	5	CF

\* -- overtime game

# PLAYOFF PENALTY SHOTS FOR

Date	Shooting Team	Shooter	Defending Team	Goaltender	Score	Game Score
Apr. 9, 1981	at Boston Bruins	Peter McNab	Minnesota North Stars	Don Beaupre	No	6-9

# PLAYOFF PENALTY SHOTS AGAINST

Date	Shooting Team	Shooter	Defending Team	Goaltender	Score	Game Score
Mar. 25, 1937	Montreal Maroons	Lionel Conacher	at Boston Bruins	Cecil Thompson	No	4-0
Apr. 9, 1988	at Buffalo Sabres	John Tucker	Boston Bruins	Andy Moog	Yes	2-6
May 3, 1990	Washington Capitals	Kelly Miller	at Boston Bruins	Andy Moog	No	5-3
May 18, 1990	Edmonton Oilers	Petr Klima	at Boston Bruins	Reggie Lemelin	No	2-7
May 12, 2010	at Philadelphia Flyers	Ville Leino	Boston Bruins	Tuukka Rask	No	1-2

## BOSTON BRUINS STANLEY CUP CHAMPIONSHIP TEAMS

**1928-29:** Cecil "Tiny" Thompson, Bill Carson, Aubrey "Dit" Clapper, Cy Denneny, Frank Frederickson, Norman "Dutch" Gainor, Percy Galbraith, Red Green, Lionel Hitchman, Lloyd Klein, Myles Lane, Mickey Mackay, Harry Oliver, Eric Pettinger, Eddie Rodden, Eddie Shore, Ralph "Cooney" Weiland, Coach Art Ross

**1938-39:** Frank Brimsek, Bobby Bauer, Aubrey "Dit" Clapper, Roy Conacher, Bill Cowley, Jack Crawford, Woody Dumart, Harry Frost, Ray Getliffe, Red Hamill, Mel Hill, Bill "Flash" Hollett, Pat McCreavy, Gord Pettinger, Jack Portland, Terry Reardon, Charlie Sands, Milt Schmidt, Jack Shewchuk, Eddie Shore, Ralph "Cooney" Weiland, Coach Art Ross

**1940-41:** Frank Brimsek, Bobby Bauer, Herb Cain, Aubrey "Dit" Clapper, Roy Conacher, Bill Cowley, John Crawford, Woody Dumart, Mel Hill, Bill "Flash" Hollett, Art Jackson, Pat McCreavy, Terry Reardon, Jack Shewchuk, Des Smith, Milt Schmidt, Eddie Wiseman, Coach Ralph "Cooney" Weiland

**1969-70:** Gerry Cheevers, Ed Johnston, John Adams, Don Awrey, Garnet "Ace" Bailey, Ivan Boldirev, John Bucyk, Wayne Carleton, Wayne Cashman, Gary Doak, Phil Esposito, Ted Green, Ken Hodge, Bill Lesuk, Jim Lorentz, Don Marcotte, John McKenzie, Ron Murphy, Bobby Orr, Derek Sanderson, Dan Schock, Dallas Smith, Rick Smith, Bill Speer, Fred Stanfield, Ed Westfall, Coach Harry Sinden

**1971-72:** Gerry Cheevers, Ed Johnston, Don Awrey, Garnet "Ace" Bailey, John Bucyk, Wayne Cashman, Phil Esposito, Ted Green, Ken Hodge, Don Marcotte, John McKenzie, Bobby Orr, Derek Sanderson, Dallas Smith, Fred Stanfield, Carol Vadnais, Mike Walton, Ed Westfall, Coach Tom Johnson

**2010-11:** Tim Thomas, Tuukka Rask, Patrice Bergeron, Johnny Boychuk, Gregory Campbell, Zdeno Chara, Andrew Ference, Nathan Horton, Tomas Kaberle, Chris Kelly, David Krejci, Milan Lucic, Brad Marchand, Adam McQuaid, Daniel Paille, Rich Peverley, Mark Recchi, Michael Ryder, Marc Savard, Tyler Seguin, Dennis Seidenberg, Shawn Thornton, Coach Claude Julien

Note: Listings include all players and head coach engraved on the Stanley Cup that year.



# PLAYOFF OVERTIME RECORDS

	GP	W	L	T	Last	Score	Round	Scorer/Time
Overall	132	57	72	3				
Home	62	30	31	1	April 23, 2017	Ott 3 / Bos 2	Rd 1	Clarke MacArthur / 6:30
Road	70	27	41	2	April 21, 2017	Bos 3 / Ott 2	Rd 1	Sean Kuraly / 30:19
Longest Overtime					April 3, 1933	Bos 0 at Tor 1	SF	Ken Doraty / 104:46
Shortest Overtime					June 4, 2011	Bos 2 at Van 3	F	Alexandre Burrows / 0:11
	<b>GP</b>	<b>W</b>	<b>L</b>	<b>T</b>	<b>Last</b>			
One-Overtime Games:	106	45	61		April 23, 2017	Ott 3 at Bos 2	Rd 1	
Two-Overtime Games:	17	9	8		April 21, 2017	Bos 3 at Ott 2	Rd 1	
Three-Overtime Games:	5	3	2		June 12, 2013	Bos 3 at Chi 4	F	
Four-Overtime Games:	0							
Five-Overtime Games:	0							
Six-Overtime Games:	1	0	1		Apr. 3, 1933	Bos 0 at Tor 1	SF	

# PLAYOFF OVERTIME VICTORIES

Date	Team	at	Team	Scorer	Time	Round
Mar. 20, 1930	Boston Bruins	2 at	Montreal Maroons	1 Harry Oliver	45:35	SF
Mar. 24, 1931	Montreal Canadiens	4 at	Boston Bruins	5 Cooney Weiland	18:56	S
Mar. 25, 1933	Toronto Maple Leafs	1 at	Boston Bruins	2 Marty Barry	14:14	SF
Mar. 30, 1933	Boston Bruins	2 at	Toronto Maple Leafs	1 Eddie Shore	4:23	SF
Mar. 23, 1935	Toronto Maple Leafs	0 at	Boston Bruins	1 Dit Clapper	33:26	SF
Mar. 21, 1939	Boston Bruins	2 at	New York Rangers	1 Mel Hill	59:25	SF
Mar. 23, 1939	New York Rangers	2 at	Boston Bruins	3 Mel Hill	8:24	SF
Apr. 2, 1939	New York Rangers	1 at	Boston Bruins	2 Mel Hill	48:00	SF
Mar. 22, 1942	Boston Bruins	2 at	Chicago Blackhawks	1 Des Smith	6:51	QF
Mar. 21, 1943	Montreal Canadiens	4 at	Boston Bruins	5 Don Gallinger	12:30	SF
Mar. 25, 1943	Boston Bruins	3 at	Montreal Canadiens	2 Harvey Jackson	3:20	SF
Mar. 30, 1943	Montreal Canadiens	4 at	Boston Bruins	5 Ab DeMarco	3:41	SF
Mar. 28, 1946	Detroit Red Wings	3 at	Boston Bruins	4 Don Gallinger	9:51	SF
Apr. 7, 1946	Montreal Canadiens	2 at	Boston Bruins	3 Terry Reardon	15:13	F
Mar. 27, 1949	Boston Bruins	5 at	Toronto Maple Leafs	4 Woody Dumart	16:14	SF
Mar. 29, 1953	Detroit Red Wings	1 at	Boston Bruins	2 Jack McIntyre	12:29	SF
Mar. 27, 1958	Boston Bruins	4 at	New York Rangers	3 Jerry Toppazzini	4:46	SF
May 10, 1970	St. Louis Blues	3 at	Boston Bruins	4 Bobby Orr	0:40	F
Apr. 14, 1974	Boston Bruins	4 at	Toronto Maple Leafs	3 Ken Hodge	1:27	QF
Apr. 24, 1977	Boston Bruins	4 at	Philadelphia Flyers	3 Rick Middleton	2:57	SF
Apr. 26, 1977	Boston Bruins	5 at	Philadelphia Flyers	4 Terry O'Reilly	30:07	SF
Apr. 19, 1978	Chicago Blackhawks	3 at	Boston Bruins	4 Terry O'Reilly	1:50	QF
Apr. 21, 1978	Boston Bruins	4 at	Chicago Blackhawks	3 Peter McNab	10:17	QF
May 2, 1978	Philadelphia Flyers	2 at	Boston Bruins	3 Rick Middleton	1:43	SF
May 21, 1978	Montreal Canadiens	3 at	Boston Bruins	4 Bobby Schmautz	6:22	F
May 3, 1979	Montreal Canadiens	3 at	Boston Bruins	4 Jean Ratelle	3:46	SF
Apr. 21, 1980	Boston Bruins	4 at	New York Islanders	3 Terry O'Reilly	17:13	QF
Apr. 23, 1982	Boston Bruins	6 at	Quebec Nordiques	5 Peter McNab	10:54	DF
Apr. 5, 1983	Quebec Nordiques	3 at	Boston Bruins	4 Barry Pederson	1:46	DSF
Apr. 24, 1983	Buffalo Sabres	2 at	Boston Bruins	3 Brad Park	1:52	DF
Apr. 21, 1990	Montreal Canadiens	4 at	Boston Bruins	5 Garry Galley	3:42	DF
May 3, 1991	Boston Bruins	5 at	Pittsburgh Penguins	4 Vladimir Ruzicka	8:14	CF
Apr. 21, 1992	Buffalo Sabres	2 at	Boston Bruins	3 Adam Oates	11:14	DSF
Apr. 25, 1992	Boston Bruins	5 at	Buffalo Sabres	4 Ted Donato	2:08	DSF
May 5, 1992	Boston Bruins	3 at	Montreal Canadiens	2 Peter Douris	3:12	DF
May 3, 1994	Boston Bruins	6 at	New Jersey Devils	5 Don Sweeney	9:08	CSF
Apr. 24, 1998	Boston Bruins	4 at	Washington Capitals	3 Darren Van Impe	20:54	CQF
Apr. 30, 1999	Boston Bruins	4 at	Carolina Hurricanes	3 Anson Carter	34:45	CQF
Apr. 9, 2004	Montreal Canadiens	1 at	Boston Bruins	2 Patrice Bergeron	1:26	CQF
Apr. 13, 2004	Boston Bruins	4 at	Montreal Canadiens	3 Glen Murray	29:27	CQF
Apr. 13, 2008	Montreal Canadiens	1 at	Boston Bruins	2 Marc Savard	9:25	CQF
Apr. 21, 2010	Buffalo Sabres	2 at	Boston Bruins	3 Miroslav Satan	27:41	CQF
May 1, 2010	Philadelphia Flyers	4 at	Boston Bruins	5 Marc Savard	13:52	CSF

# PLAYOFF OVERTIME VICTORIES

Apr. 21, 2011	Boston Bruins	5	at	Montreal Canadiens	4	Michael Ryder	1:59	CQF
Apr. 23, 2011	Montreal Canadiens	1	at	Boston Bruins	2	Nathan Horton	29:03	CQF
Apr. 27, 2011	Montreal Canadiens	3	at	Boston Bruins	4	Nathan Horton	5:43	CQF
May 2, 2011	Boston Bruins	3	at	Philadelphia Flyers	2	David Krejci	14:00	CSF
Apr. 12, 2012	Washington Capitals	0	at	Boston Bruins	1	Chris Kelly	1:18	CQF
Apr. 22, 2012	Boston Bruins	4	at	Washington Capitals	3	Tyler Seguin	3:17	CQF
May 8, 2013	Boston Bruins	4	at	Toronto Maple Leafs	3	David Krejci	13:06	CQF
May 13, 2013	Toronto Maple Leafs	4	at	Boston Bruins	5	Patrice Bergeron	6:05	CQF
May 16, 2013	New York Rangers	2	at	Boston Bruins	3	Brad Marchand	15:40	CSF
June 5, 2013	Pittsburgh Penguins	1	at	Boston Bruins	2	Patrice Bergeron	35:19	CF
June 15, 2013	Boston Bruins	2	at	Chicago Blackhawks	1	Daniel Paille	13:48	F
Apr. 24, 2014	Boston Bruins	3	at	Detroit Red Wings	2	Jarome Iginla	13:32	Rd 1
May 8, 2014	Boston Bruins	1	at	Montreal Canadiens	0	Matt Fraser	1:19	Rd 2
Apr. 21, 2017	Boston Bruins	3	at	Ottawa Senators	2	Sean Kuraly	30:19	Rd 1

# PLAYOFF OVERTIME DEFEATS

Date	Team		at	Team		Scorer	Time	Round
Mar. 25, 1930	Montreal Maroons	1	at	Boston Bruins	0	Archie Wilcox	26:27	SF
Mar. 28, 1931	Boston Bruins	3	at	Montreal Canadiens	4	Georges Mantha	5:10	SF
Apr. 1, 1931	Boston Bruins	2	at	Montreal Canadiens	3	Wildor Larochelle	19:00	SF
Mar. 28, 1933	Toronto Maple Leafs	1	at	Boston Bruins	0	Busher Jackson	15:03	SF
Apr. 3, 1933	Boston Bruins	0	at	Toronto Maple Leafs	1	Ken Doraty	104:46	SF
Mar. 30, 1935	Boston Bruins	1	at	Toronto Maple Leafs	2	Pep Kelly	1:36	SF
Mar. 24, 1938	Boston Bruins	0	at	Toronto Maple Leafs	1	George Parsons	21:31	SF
Mar. 29, 1938	Toronto Maple Leafs	3	at	Boston Bruins	2	Gord Drillon	10:04	SF
Mar. 30, 1939	New York Rangers	2	at	Boston Bruins	1	Clint Smith	17:19	SF
Apr. 9, 1939	Toronto Maple Leafs	3	at	Boston Bruins	2	Doc Romnes	10:38	F
Mar. 29, 1941	Toronto Maple Leafs	2	at	Boston Bruins	1	Pete Langelles	17:31	SF
Mar. 29, 1945	Boston Bruins	2	at	Detroit Red Wings	3	Mud Bruneteau	17:12	SF
Mar. 30, 1946	Boston Bruins	3	at	Montreal Canadiens	4	Maurice Richard	9:08	F
Apr. 2, 1946	Boston Bruins	2	at	Montreal Canadiens	3	Jim Peters	16:55	F
Mar. 27, 1947	Boston Bruins	1	at	Montreal Canadiens	2	Ken Mosdell	5:38	SF
Apr. 3, 1947	Boston Bruins	3	at	Montreal Canadiens	4	John Quilty	36:40	SF
Mar. 24, 1948	Boston Bruins	4	at	Toronto Maple Leafs	5	Nick Metz	17:03	SF
Apr. 6, 1952	Montreal Canadiens	3	at	Boston Bruins	2	Paul Masnick	27:49	SF
Apr. 16, 1953	Boston Bruins	0	at	Montreal Canadiens	1	Elmer Lach	1:22	F
Mar. 29, 1955	Montreal Canadiens	4	at	Boston Bruins	3	Don Marshall	3:05	SF
Apr. 17, 1958	Boston Bruins	2	at	Montreal Canadiens	3	Maurice Richard	5:45	F
Mar. 28, 1959	Boston Bruins	2	at	Toronto Maple Leafs	3	Gerry Ehman	5:02	SF
Mar. 31, 1959	Boston Bruins	2	at	Toronto Maple Leafs	3	Frank Mahovlich	11:21	SF
Apr. 10, 1969	Boston Bruins	2	at	Montreal Canadiens	3	Ralph Backstrom	0:42	SF
Apr. 13, 1969	Boston Bruins	3	at	Montreal Canadiens	4	Mickey Redmond	4:55	SF
Apr. 24, 1969	Montreal Canadiens	2	at	Boston Bruins	1	Jean Beliveau	31:28	SF
Apr. 6, 1972	Toronto Maple Leafs	4	at	Boston Bruins	3	Jim Harrison	2:58	QF
Apr. 23, 1974	Boston Bruins	3	at	Chicago Blackhawks	4	Jim Pappin	3:48	SF
May 9, 1974	Philadelphia Flyers	3	at	Boston Bruins	2	Bobby Clarke	12:01	F
Apr. 10, 1975	Boston Bruins	3	at	Chicago Blackhawks	4	Ivan Boldirev	7:33	PS
Apr. 13, 1976	Los Angeles Kings	3	at	Boston Bruins	2	Butch Goring	0:27	QF
Apr. 22, 1976	Boston Bruins	3	at	Los Angeles Kings	4	Butch Goring	18:28	QF
Apr. 29, 1976	Boston Bruins	1	at	Philadelphia Flyers	2	Reggie Leach	13:38	SF
May 14, 1977	Montreal Canadiens	2	at	Boston Bruins	1	Jacques Lemaire	4:32	F
May 16, 1978	Boston Bruins	2	at	Montreal Canadiens	3	Guy Lafleur	13:09	F
May 10, 1979	Boston Bruins	4	at	Montreal Canadiens	5	Yvon Lambert	9:33	SF
Apr. 16, 1980	New York Islanders	2	at	Boston Bruins	1	Clark Gillies	1:02	QF
Apr. 17, 1980	New York Islanders	5	at	Boston Bruins	4	Bob Bourne	1:24	QF
Apr. 8, 1981	Minnesota North Stars	5	at	Boston Bruins	4	Steve Payne	3:34	PS
Apr. 18, 1982	Boston Bruins	2	at	Quebec Nordiques	3	Wilf Paiement	11:44	DF
Apr. 9, 1987	Boston Bruins	3	at	Montreal Canadiens	4	Mats Naslund	2:38	DSF
Apr. 10, 1988	Boston Bruins	5	at	Buffalo Sabres	6	John Tucker	5:32	DSF
May 4, 1988	New Jersey Devils	3	at	Boston Bruins	2	Doug Brown	17:46	CF
Apr. 19, 1989	Boston Bruins	2	at	Montreal Canadiens	3	Bobby Smith	12:24	DF
Apr. 15, 1990	Boston Bruins	2	at	Hartford Whalers	3	Kevin Dineen	12:30	DSF
May 15, 1990	Edmonton Oilers	3	at	Boston Bruins	2	Petr Klima	55:13	F
Apr. 19, 1991	Montreal Canadiens	4	at	Boston Bruins	3	Stephane Richer	0:27	DF

# PLAYOFF OVERTIME DEFEATS

Apr. 27, 1991	Boston Bruins	2	at	Montreal Canadiens	3	Shayne Corson	17:47	DF
May 17, 1992	Boston Bruins	3	at	Pittsburgh Penguins	4	Jaromir Jagr	9:44	CF
Apr. 18, 1993	Buffalo Sabres	5	at	Boston Bruins	4	Bob Sweeney	11:03	DSF
Apr. 22, 1993	Boston Bruins	3	at	Buffalo Sabres	4	Yuri Khmylev	1:05	DSF
Apr. 24, 1993	Boston Bruins	5	at	Buffalo Sabres	6	Brad May	4:48	DSF
Apr. 25, 1994	Montreal Canadiens	2	at	Boston Bruins	1	Kirk Muller	17:18	CQF
May 7, 1994	New Jersey Devils	5	at	Boston Bruins	4	Stephane Richer	14:19	CSF
May 12, 1995	Boston Bruins	0	at	New Jersey Devils	1	Randy McKay	8:51	CQF
Apr. 26, 1998	Washington Capitals	3	at	Boston Bruins	2	Joe Juneau	26:31	CQF
May 3, 1998	Washington Capitals	3	at	Boston Bruins	2	Brian Bellows	15:24	CQF
Apr. 24, 1999	Boston Bruins	2	at	Carolina Hurricanes	3	Ray Sheppard	17:05	CQF
Apr. 12, 2008	Boston Bruins	2	at	Montreal Canadiens	3	Alex Kovalev	2:30	CQF
May 6, 2009	Boston Bruins	2	at	Carolina Hurricanes	3	Jussi Jokinen	2:48	CSF
May 14, 2009	Carolina Hurricanes	3	at	Boston Bruins	2	Scott Walker	18:46	CSF
May 7, 2010	Boston Bruins	4	at	Philadelphia Flyers	5	Simon Gagne	14:40	CSF
June 4, 2011	Boston Bruins	2	at	Vancouver Canucks	3	Alexandre Burrows	0:11	F
Apr. 14, 2012	Washington Capitals	2	at	Boston Bruins	1	Nicklas Backstrom	22:56	CQF
Apr. 25, 2012	Washington Capitals	2	at	Boston Bruins	1	Joel Ward	2:57	CQF
May 23, 2013	Boston Bruins	3	at	New York Rangers	4	Chris Kreider	7:03	CSF
June 12, 2013	Boston Bruins	3	at	Chicago Blackhawks	4	Andrew Shaw	52:08	F
June 19, 2013	Chicago Blackhawks	6	at	Boston Bruins	5	Brent Seabrook	9:51	F
May 1, 2014	Montreal Canadiens	4	at	Boston Bruins	3	P. K. Subban	24:17	Rd 2
Apr. 15, 2017	Boston Bruins	3	at	Ottawa Senators	4	Dion Phaneuf	1:59	Rd 1
Apr. 17, 2017	Ottawa Senators	4	at	Boston Bruins	3	Bobby Ryan	5:43	Rd 1
Apr. 23, 2017	Ottawa Senators	3	at	Boston Bruins	2	Clarke MacArthur	6:30	Rd 1

# SHORTEST & LONGEST PLAYOFF OVERTIMES

## SHORTEST OVERTIMES

Date	Team	at Team	Time	Round
June 4, 2011	Bos	2 at Van	3 0:11	SCF
Apr. 13, 1976	LA	3 at Bos	2 0:27	QF
Apr. 19, 1991	Mtl Cdns	4 at Bos	3 0:27	DF
May 10, 1970	StL	3 at Bos	4 0:40	SCF
Apr. 10, 1969	Bos	2 at Mtl Cdns	3 0:42	SF
Apr. 16, 1980	NYI	2 at Bos	1 1:02	QF
Apr. 22, 1993	Bos	3 at Buf	4 1:05	DSF
Apr. 12, 2012	Wsh	0 at Bos	1 1:18	CQF
May 8, 2014	Bos	1 at Mtl Cdns	0 1:19	Rd 2
Apr. 16, 1953	Bos	0 at Mtl Cdns	1 1:22	SCF
Apr. 17, 1980	NYI	5 at Bos	4 1:24	QF
Apr. 9, 2004	Mtl Cdns	1 at Bos	2 1:26	CQF
Apr. 14, 1974	Bos	4 at Tor	3 1:27	QF
Mar. 30, 1935	Bos	1 at Tor	2 1:36	SF
May 2, 1978	Phi	2 at Bos	3 1:43	SF
Apr. 5, 1983	Qbc	3 at Bos	4 1:46	DSF
Apr. 19, 1978	Chi	3 at Bos	4 1:50	QF
Apr. 24, 1983	Buf	2 at Bos	3 1:52	DF
Apr. 21, 2011	Bos	5 at Mtl Cdns	4 1:59	CQF
Apr. 15, 2017	Bos	3 at Ott	4 1:59	Rd 1

## LONGEST OVERTIMES

Date	Team	at Team	Time	Round
Apr. 3, 1933	Bos	0 at Tor	1 104:46	SF
Mar. 21, 1939	Bos	2 at NYR	1 59:25	SF
May 15, 1990	Edm	3 at Bos	2 55:13	SCF
June 12, 2013	Bos	3 at Chi	4 52:08	SCF
Apr. 2, 1939	NYR	1 at Bos	2 48:00	SF
Mar. 20, 1930	Bos	2 at Mtl Mrns	1 45:35	SF
Apr. 3, 1947	Bos	3 at Mtl Cdns	4 36:40	SF
June 5, 2013	Pit	1 at Bos	2 35:19	CF
Apr. 30, 1999	Bos	4 at Car	3 34:45	CQF
Mar. 23, 1935	Tor	0 at Bos	1 33:26	SF
Apr. 24, 1969	Mtl Cdns	2 at Bos	1 31:28	SF
Apr. 21, 2017	Bos	3 at Ott	2 30:19	Rd 1
Apr. 26, 1977	Bos	5 at Phi	4 30:07	SF
Apr. 13, 2004	Bos	4 at Mtl Cdns	3 29:27	CQF
Apr. 23, 2011	Mtl Cdns	1 at Bos	2 29:03	CQF
Apr. 6, 1952	Mtl Cdns	3 at Bos	2 27:49	SF
Apr. 21, 2010	Buf	2 at Bos	3 27:41	CQF
Apr. 26, 1998	Wsh	3 at Bos	2 26:31	CQF
Mar. 25, 1930	Mtl Mrns	1 at Bos	0 26:27	SF
May 1, 2014	Mtl Cdns	4 at Bos	3 24:17	Rd 2



# PLAYOFF HAT TRICKS FOR

No	Date	Opponent	Score	Scorer	Goaltender(s)	Span
1	Mar. 31, 1927	Chicago Blackhawks	4-4	Percy Galbraith	Hugh Lehman	NA
2	Mar. 29, 1942	Detroit Red Wings	4-6	Jack McGill	Johnny Mowers	30:25
3	Apr. 3, 1958	New York Rangers	8-2	Jerry Toppazzini	Lorne Worsley	50:22
4	Apr. 2, 1969	Toronto Maple Leafs	10-0	Phil Esposito (4)	Bruce Gamble	38:32 (4) 25:46 (3)
5	Apr. 8, 1970	New York Rangers	8-2	Phil Esposito	Ed Giacomin	28:53
6	Apr. 19, 1970	at Chicago Blackhawks	6-3	Phil Esposito	Tony Esposito	22:41
7	May 3, 1970	at St. Louis Blues	6-1	John Bucyk	Jacques Plante (1); Ernie Wakely (2)	25:46
8	Apr. 11, 1971	at Montreal Canadiens	5-2	Bobby Orr	Ken Dryden (2); Empty Net (1)	28:56
9	Apr. 18, 1972	St. Louis Blues	6-1	Fred Stanfield	Jacques Caron	35:10
10	Apr. 20, 1972	St. Louis Blues	10-2	John Bucyk	Jacques Caron (1); Ernie Wakely (2)	48:54
11	Apr. 30, 1972	New York Rangers	6-5	Ken Hodge	Ed Giacomin	14:58
12	Apr. 21, 1974	Chicago Blackhawks	8-6	John Bucyk	Tony Esposito	30:50
13	Apr. 8, 1975	Chicago Blackhawks	8-2	Phil Esposito	Tony Esposito (2); Michel Dumas (1)	20:24
14	Apr. 11, 1977	Los Angeles Kings	8-3	Bobby Schmautz	Rogie Vachon	17:35
15	May 3, 1979	Montreal Canadiens	4-3/OT	Jean Ratelle	Ken Dryden	48:31
16	May 8, 1979	Montreal Canadiens	5-2	Stan Jonathan	Ken Dryden	45:22
17	Apr. 8, 1982	Buffalo Sabres	7-3	Barry Pederson	Don Edwards	13:40
18	Apr. 14, 1985	Montreal Canadiens	7-6	Ken Linseman	Steve Penney	19:36
19	Apr. 9, 1987	at Montreal Canadiens	3-4/OT	Cam Neely	Patrick Roy	18:20
20	Apr. 5, 1991	Hartford Whalers	4-3	Cam Neely	Peter Sidorkiewicz	27:16
21	Apr. 25, 1991	Montreal Canadiens	4-1	Cam Neely	Patrick Roy	29:03
22	May 25, 2011	at Tampa Bay Lightning	4-5	David Krejci	Dwayne Roloson	36:58
23	May 8, 2013	at Toronto Maple Leafs	4-3/OT	David Krejci	James Reimer	40:07

# PLAYOFF HAT TRICKS AGAINST

No	Date	Opponent	Score	Scorer	Goaltender(s)	Span
1	Mar. 26, 1936	at Toronto Maple Leafs	3-8	Charlie Conacher	Cecil Thompson	NA
2	Mar. 25, 1941	at Toronto Maple Leafs	2-7	Syl Apps	Frank Brimsek	29:25
3	Apr. 1, 1943	at Detroit Red Wings	2-6	Mud Bruneteau	Frank Brimsek	35:12
4	Apr. 7, 1943	Detroit Red Wings	0-4	Don Grosso	Frank Brimsek	55:15
5	Apr. 3, 1945	at Detroit Red Wings	3-5	Carl Liscombe (4)	Paul Bibeault	41:34 (4) 26:03 (3)
6	Apr. 1, 1947	Montreal Canadiens	1-5	Billy Reay (4)	Frank Brimsek	33:35 (4) 28:01 (3)
7	Mar. 27, 1948	at Toronto Maple Leafs	3-5	Ted Kennedy (4)	Frank Brimsek	26:43 (4) 12:30 (3)
8	Mar. 27, 1952	at Montreal Canadiens	0-4	Bernie Geoffrion	Jim Henry	47:25
9	Apr. 14, 1953	Montreal Canadiens	3-7	Maurice Richard	Gord Henry	47:29
10	Apr. 6, 1957	at Montreal Canadiens	1-5	Maurice Richard (4)	Don Simmons	27:38 (4) 6:41 (3)
11	Apr. 10, 1973	New York Rangers	3-6	Steve Vickers	Ross Brooks (2); Ed Johnston (1)	54:13
12	Apr. 15, 1976	at Los Angeles Kings	4-6	Marcel Dionne	Gilles Gilbert	26:34
13	May 6, 1976	at Philadelphia Flyers	3-6	Reggie Leach (5)	Gilles Gilbert	42:22 (5) 26:05 (4) 15:07 (3)
14	Apr. 8, 1981	Minnesota North Stars	4-5/OT	Steve Payne	Rogie Vachon	58:02
15	Apr. 5, 1983	Quebec Nordiques	4-3/OT	Peter Stastny	Pete Peeters	14:34
16	May 3, 1983	at New York Islanders	3-8	Mike Bossy	Pete Peeters	22:36
17	May 7, 1983	at New York Islanders	4-8	Mike Bossy (4)	Pete Peeters	21:54 (4) 10:04 (3)
18	Apr. 11, 1987	Montreal Canadiens	4-5	Mike McPhee	Doug Keans	17:14
19	Apr. 9, 1988	Buffalo Sabres	2-6	John Tucker (4)	Andy Moog	39:58 (4) 11:37 (3)
20	May 22, 1988	Edmonton Oilers	3-6	Esa Tikkanen	Reggie Lemelin (2); Empty Net (1)	29:15
21	May 18, 1990	Edmonton Oilers	2-7	Jari Kurri	Andy Moog (2); Reggie Lemelin (1)	36:34
22	May 21, 1992	Pittsburgh Penguins	1-5	Kevin Stevens (4)	Andy Moog	45:23 (4) 5:55 (3)

# PLAYOFF SHUTOUTS FOR

No	Date			Opponent	Score	Goaltender	Saves	Round	Total Time If OT Gm
1	Apr.	2,	1927	New York Rangers	0-0	Hal Winkler	28	SF	
2	Apr.	7,	1927	Ottawa Senators	0-0	Hal Winkler	38	F	
3	Mar.	19,	1929	Montreal Canadiens	1-0	Cecil Thompson	29	SF	
4	Mar.	21,	1929*	Montreal Canadiens	1-0	Cecil Thompson	32	SF	
5	Mar.	28,	1929	New York Rangers	2-0	Cecil Thompson	22	F	
6	Mar.	23,	1935	Toronto Maple Leafs	1-0/OT	Cecil Thompson	35	SF	93:26
7	Mar.	24,	1936	Toronto Maple Leafs	3-0	Cecil Thompson	35	QF	
8	Mar.	25,	1937	Montreal Maroons	4-0	Cecil Thompson	NA	QF	
9	Apr.	13,	1939	at Toronto Maple Leafs	2-0	Frank Brimsek	17	F	
10	Mar.	20,	1941	Toronto Maple Leafs	3-0	Frank Brimsek	27	SF	
11	Mar.	28,	1951	at Toronto Maple Leafs	2-0	Jack Gelineau	25	SF	
12	Apr.	3,	1952	at Montreal Canadiens	1-0	Jim Henry	31	SF	
13	Apr.	2,	1957	Detroit Red Wings	2-0	Don Simmons	20	SF	
14	Apr.	14,	1957	Montreal Canadiens	2-0	Don Simmons	21	F	
15	Mar.	29,	1958	New York Rangers	5-0	Don Simmons	28	SF	
16	Apr.	2,	1969	Toronto Maple Leafs	10-0	Gerry Cheevers	40	QF	
17	Apr.	3,	1969*	Toronto Maple Leafs	7-0	Gerry Cheevers	22	QF	
18	Apr.	10,	1969	Montreal Canadiens	5-0	Gerry Cheevers	34	SF	
19	Apr.	5,	1972	Toronto Maple Leafs	5-0	Gerry Cheevers	27	QF	
20	Apr.	8,	1972	at Toronto Maple Leafs	2-0	Ed Johnston	30	QF	
21	May	11,	1972	at New York Rangers	3-0	Gerry Cheevers	33	F	
22	Apr.	10,	1974	Toronto Maple Leafs	1-0	Gilles Gilbert	35	QF	
23	Apr.	11,	1976	Los Angeles Kings	4-0	Gilles Gilbert	21	QF	
24	Apr.	17,	1976	at Los Angeles Kings	3-0	Gerry Cheevers	27	QF	
25	Apr.	25,	1976	Los Angeles Kings	3-0	Gilles Gilbert	15	QF	
26	May	1,	1977	Philadelphia Flyers	3-0	Gerry Cheevers	21	SF	
27	May	18,	1978	Montreal Canadiens	4-0	Gerry Cheevers	16	F	
28	Apr.	20,	1983	Buffalo Sabres	9-0	Pete Peeters	27	DF	
29	Apr.	24,	1988	Montreal Canadiens	2-0	Reggie Lemelin	22	DF	
30	Apr.	19,	1990	Montreal Canadiens	1-0	Andy Moog	20	DSF	
31	May	5,	1990	Washington Capitals	3-0	Andy Moog	28	CF	
32	May	9,	1992	Montreal Canadiens	2-0	Andy Moog	26	DF	
33	May	1,	1998	at Washington Capitals	1-0	Byron Dafoe	26	CQF	
34	Apr.	22,	1999	at Carolina Hurricanes	2-0	Byron Dafoe	19	CQF	
35	May	2,	1999	Carolina Hurricanes	2-0	Byron Dafoe	31	CQF	
36	Apr.	7,	2004	Montreal Canadiens	3-0	Andrew Raycroft	31	CQF	
37	May	10,	2004	Carolina Hurricanes	4-0	Tim Thomas	19	CSF	
38	May	19,	2011	at Tampa Bay Lightning	2-0	Tim Thomas	31	CF	
39	May	27,	2011	Tampa Bay Lightning	1-0	Tim Thomas	24	CF	
40	June	8,	2011	Vancouver Canucks	4-0	Tim Thomas	38	F	
41	June	15,	2011	at Vancouver Canucks	4-0	Tim Thomas	21	F	
42	Apr.	12,	2012	Washington Capitals	1-0/OT	Tim Thomas	17	CQF	61:18
43	June	1,	2013	at Pittsburgh Penguins	3-0	Tuukka Rask	29	CF	
44	June	7,	2013	Pittsburgh Penguins	1-0	Tuukka Rask	26	CF	
45	June	17,	2013	Chicago Blackhawks	2-0	Tuukka Rask	28	F	
46	Apr.	22,	2014	at Detroit Red Wings	2-0	Tuukka Rask	23	Rd 1	
47	May	8,	2014	at Montreal Canadiens	1-0/OT	Tuukka Rask	33	Rd 2	61:19

\* -- consecutive games

NOTE: Shots on goal were not kept as an official NHL statistic until the 1955-56 season. Save totals prior to that season are unofficial.

# PLAYOFF SHUTOUTS AGAINST

No	Date	Opponent	Score	Goaltender	Saves	Round	Total Time If OT Gm
1	Apr. 2, 1927	New York Rangers	0-0	Lorne Chabot	41	SF	
2	Apr. 7, 1927	Ottawa Senators	0-0	Alex Connell	37	F	
3	Mar. 25, 1930	Montreal Maroons	0-1/OT	Flat Walsh	51	SF	86:27
4	Apr. 1, 1930	Montreal Canadiens	0-3	George Hainsworth	32	F	
5	Mar. 26, 1931	Montreal Canadiens	0-1	George Hainsworth	20	SF	
6	Mar. 28, 1933	Toronto Maple Leafs	0-1/OT	Lorne Chabot	44	SF	75:03
7	Apr. 3, 1933	at Toronto Maple Leafs	0-1/OT	Lorne Chabot	89	SF	164:46
8	Mar. 26, 1935	Toronto Maple Leafs	0-2	George Hainsworth	16	SF	
9	Mar. 28, 1935*	Toronto Maple Leafs	0-3	George Hainsworth	22	SF	
10	Mar. 24, 1938	at Toronto Maple Leafs	0-1/OT	Turk Broda	33	SF	81:31
11	Mar. 19, 1940	at New York Rangers	0-4	Dave Kerr	16	SF	
12	Mar. 26, 1940	at New York Rangers	0-1	Dave Kerr	18	SF	
13	Mar. 28, 1940	New York Rangers	0-1	Dave Kerr	31	SF	
14	Mar. 24, 1942	Chicago Blackhawks	0-4	Sam LoPresti	28	QF	
15	Mar. 27, 1943	at Montreal Canadiens	0-4	Paul Bibeault	20	SF	
16	Apr. 7, 1943	Detroit Red Wings	0-4	John Mowers	27	F	
17	Apr. 8, 1943*	Detroit Red Wings	0-2	John Mowers	30	F	
18	Mar. 21, 1946	Detroit Red Wings	0-3	Harry Lumley	26	SF	
19	Mar. 22, 1949	Toronto Maple Leafs	0-3	Turk Broda	20	SF	
20	Apr. 1, 1951	Toronto Maple Leafs	0-3	Turk Broda	16	SF	
21	Apr. 8, 1951	Toronto Maple Leafs	0-6	Turk Broda	16	SF	
22	Mar. 27, 1952	at Montreal Canadiens	0-4	Gerry McNeil	31	SF	
23	Mar. 24, 1953	at Detroit Red Wings	0-7	Terry Sawchuk	27	SF	
24	Apr. 12, 1953	Montreal Canadiens	0-3	Gerry McNeil	18	F	
25	Apr. 16, 1953	at Montreal Canadiens	0-1/OT	Gerry McNeil	21	F	61:22
26	Mar. 23, 1954	at Montreal Canadiens	0-2	Jacques Plante	13	SF	
27	Mar. 30, 1954	Montreal Canadiens	0-2	Jacques Plante	25	SF	
28	Mar. 22, 1955	at Montreal Canadiens	0-2	Jacques Plante	16	SF	
				Charlie Hodge	4		
29	Apr. 9, 1957	at Montreal Canadiens	0-1	Jacques Plante	24	F	
30	Apr. 13, 1958	Montreal Canadiens	0-3	Jacques Plante	18	F	
31	Apr. 8, 1973	at New York Rangers	0-4	Ed Giacomin	33	QF	
32	May 19, 1974	at Philadelphia Flyers	0-1	Bernie Parent	30	F	
33	May 10, 1977	at Montreal Canadiens	0-3	Ken Dryden	22	F	
34	Apr. 7, 1984	at Montreal Canadiens	0-5	Steve Penney	19	DSF	
35	Apr. 16, 1985	at Montreal Canadiens	0-1	Steve Penney	20	DSF	
36	Apr. 5, 1989	Buffalo Sabres	0-6	Jacques Cloutier	29	DSF	
37	Apr. 27, 1992	Buffalo Sabres	0-2	Tom Draper	28	DSF	
38	Apr. 20, 1993	Buffalo Sabres	0-4	Grant Fuhr	34	DSF	
39	May 9, 1994	at New Jersey Devils	0-2	Martin Brodeur	22	CSF	
40	May 7, 1995	New Jersey Devils	0-5	Martin Brodeur	23	CQF	
41	May 8, 1995*	New Jersey Devils	0-3	Martin Brodeur	23	CQF	
42	May 12, 1995	at New Jersey Devils	0-1/OT	Martin Brodeur	38	CQF	68:51
43	Apr. 28, 1998	Washington Capitals	0-3	Olaf Kolzig	38	CQF	
44	May 14, 1999	at Buffalo Sabres	0-3	Dominik Hasek	24	CSF	
45	Apr. 13, 2003	New Jersey Devils	0-3	Martin Brodeur	29	CQF	
46	Apr. 17, 2003	at New Jersey Devils	0-3	Martin Brodeur	28	CQF	
47	Apr. 19, 2004	Montreal Canadiens	0-2	Jose Theodore	32	CQF	
48	Apr. 15, 2008	Montreal Canadiens	0-1	Carey Price	27	CQF	
49	Apr. 21, 2008	at Montreal Canadiens	0-5	Carey Price	25	CQF	
50	May 3, 2009	Carolina Hurricanes	0-3	Cam Ward	36	CSF	
51	May 10, 2010	Philadelphia Flyers	0-4	Brian Boucher	9	CSF	
				Michael Leighton	14		
52	Apr. 14, 2011	Montreal Canadiens	0-2	Carey Price	31	CQF	
53	June 1, 2011	at Vancouver Canucks	0-1	Roberto Luongo	36	F	
54	June 10, 2011	at Vancouver Canucks	0-1	Roberto Luongo	31	F	
55	Apr. 18, 2014	Detroit Red Wings	0-1	Jimmy Howard	25	Rd 1	
56	May 12, 2014	at Montreal Canadiens	0-4	Carey Price	26	Rd 2	
57	Apr. 19, 2017	Ottawa Senators	0-1	Craig Anderson	22	Rd 1	

\* -- consecutive games

NOTE: Shots on goal were not kept as an official NHL statistic until the 1955-56 season. Save totals prior to that season are unofficial.



# PLAYOFF SCORING & RESULTS

Note: All NHL and team records referred to in this section are current to that season. Many were broken in subsequent seasons. An \* indicates an overtime or shootout decision.

## 1927

Gm	Date	Opponent	Score
QF	Mar. 29	Chicago	W 6-1
	31	Chicago*	T 4-4
SF	Apr. 2	NY Rangers*	T 0-0
	4	at NY Rangers	W 3-1
F	Apr. 7	Ottawa*	T 0-0
	9	Ottawa	L 1-3
	11	at Ottawa*	T 1-1
	13	at Ottawa	L 1-3

Player	GP	G	A	PTS	PIM
Harry Oliver	8	4	2	6	4
Percy Galbraith	8	3	3	6	2
Frank Fredrickson	8	2	2	4	20
Jimmy Herbert	8	3	0	3	33
Eddie Shore	8	1	1	2	46
Billy Couto	7	1	0	1	4
Lionel Hitchman	8	1	0	1	31
Sprague Cleghorn	8	1	0	1	8
Billy Boucher	8	0	0	0	2
Harry Meeking	8	0	0	0	0
Billy Stuart	8	0	0	0	6
Hal Winkler	8	0	0	0	0

Goaltender	GP	MINS	W-L-T	GA	GAA
Hal Winkler	8	520	2-2-4	13	1.50

### 1927 NOTABLES:

- Harry Oliver and Percy Galbraith lead the league in playoff scoring with six points each.
- March 29, 1927: The Bruins play the first playoff game in their history, a 6-1 win over Chicago. The game was played at Madison Square Garden in New York, as Chicago Coliseum was previously booked for another event. Frank Fredrickson scored the first playoff goal in Bruins history at 3:24 of the first period.
- March 31, 1927: Percy Galbraith scores the first playoff hat trick in Bruins history in a 4-4 tie with Chicago.
- April 2, 1927: Hal Winkler records the first playoff shutout in team history in a 0-0 tie vs. NY Rangers.
- April 7, 1927: The Bruins play the first Stanley Cup Finals game in their history. The game was called after two overtime sessions at a 0-0 tie due to excessive heat in Boston Arena.

## 1928

Gm	Date	Opponent	Score
SF	Apr. 1	at NY Rangers*	T 1-1
	3	NY Rangers	L 1-4

Player	GP	G	A	PTS	PIM
Harry Oliver	2	2	0	2	2
Frank Fredrickson	2	0	1	1	4
Percy Galbraith	2	0	1	1	6
Fred Gordon	1	0	0	0	0
Dit Clapper	2	0	0	0	2
Sprague Cleghorn	2	0	0	0	0
Harry Connor	2	0	0	0	0
Dutch Gainer	2	0	0	0	6
Leland Harrington	2	0	0	0	0
Lionel Hitchman	2	0	0	0	2
Eddie Shore	2	0	0	0	8
Hal Winkler	2	0	0	0	0

Goaltender	GP	MINS	W-L-T	GA	GAA
Hal Winkler	2	120	0-1-1	5	2.50

### 1928 NOTABLES:

- April 3, 1928: Harry Oliver scores at 19:38 of the third period to ruin the Rangers' Lorne Chabot's shutout bid.

## 1929

Gm	Date	Opponent	Score
SF	Mar. 19	Mtl Canadiens	W 1-0
	21	Mtl Canadiens	W 1-0
	23	at Mtl Canadiens	W 3-2
F	Mar. 28	NY Rangers	W 2-0
	29	at NY Rangers	W 2-1

Player	GP	G	A	PTS	PIM
Bill Carson	5	2	0	2	8

Dutch Gainer	5	2	0	2	4
Cooney Weiland	5	2	0	2	2
Harry Oliver	5	1	1	2	8
Eddie Shore	5	1	1	2	28
Dit Clapper	5	1	0	1	0
Lionel Hitchman	5	0	1	1	22
Cy Denney	2	0	0	0	0
Mickey Mackay	3	0	0	0	2
Myles Lane	4	0	0	0	0
Percy Galbraith	5	0	0	0	2
George Owen	5	0	0	0	0
Cecil Thompson	5	0	0	0	0

Goaltender	GP	MINS	W-L-T	GA	GAA
Cecil Thompson	5	300	5-0-0	3	0.60

### 1929 NOTABLES:

- The Stanley Cup Final featured two U.S.-based teams for the first time in NHL history as the Bruins win their first Stanley Cup by defeating the NY Rangers.
- March 19, 1929: The Bruins play their first playoff game at Boston Garden. Tiny Thompson makes 29 saves and Cooney Weiland scores the game's only goal at 7:20 of the first period.
- March 29, 1929: The Bruins clinch the first Stanley Cup in team history as Bill Carson scores the Cup-winning goal at 18:02 of the third period.



Bill Carson scored the first Cup-clinching goal in Bruins history on March 29, 1929.

## 1930

Gm	Date	Opponent	Score
SF	Mar. 20	at Mtl Maroons*	W 2-1
	22	at Mtl Maroons	W 4-2
	25	Mtl Maroons*	L 0-1
	27	Mtl Maroons	W 5-1
F	Apr. 1	Mtl Canadiens	L 0-3
	3	at Mtl Canadiens	L 3-4

Player	GP	G	A	PTS	PIM
Marty Barry	6	3	3	6	14
Cooney Weiland	6	1	5	6	2
Dit Clapper	6	4	0	4	4
Percy Galbraith	6	1	3	4	8
Harry Oliver	6	2	1	3	6
George Owen	6	0	2	2	6
Bill Carson	6	1	0	1	6
Lionel Hitchman	6	1	0	1	12
Eddie Shore	6	1	0	1	26
Harry Connor	6	0	0	0	0
Dutch Gainer	6	0	0	0	0
Myles Lane	6	0	0	0	0
Mickey Mackay	6	0	0	0	4
Cecil Thompson	6	0	0	0	0

Goaltender	GP	MINS	W-L-T	GA	GAA
Cecil Thompson	6	432	3-3-0	12	1.67

### 1930 NOTABLES:

- Marty Barry and Cooney Weiland lead the league in playoff scoring with six points each.
- The Bruins advance to the Stanley Cup Finals for the second straight year, but do not defend their title when they fall to Montreal in the best-of-three series.
- March 20, 1930: Harry Oliver scores at 5:35 of the third overtime for a 2-1 Boston win over the Montreal Maroons. The game time of 105:35 is the longest in NHL history and the referee ignored the NHL rule that "OT must be continuous" by allowing the ice to be scraped after 20 minutes of overtime.
- March 25, 1930: Montreal Maroons' Archie Wilcox scores the game's only goal at 16:27 of the second overtime. Wilcox

was playing in relief of George Boucher, who had suffered a broken leg during the second overtime.

## 1931

Gm	Date	Opponent	Score
SF	Mar. 24	Mtl Canadiens*	W 5-4
	26	Mtl Canadiens	L 0-1
	28	at Mtl Canadiens*	L 3-4
	30	at Mtl Canadiens	W 3-1
	Apr. 1	at Mtl Canadiens*	L 2-3

Player	GP	G	A	PTS	PIM
Cooney Weiland	5	6	3	9	2
Dit Clapper	5	2	4	6	4
George Owen	5	2	3	5	13
Eddie Shore	5	2	1	3	24
Marty Barry	5	1	1	2	4
Art Chapman	5	0	1	1	7
Hal Darragh	5	0	1	1	2
Dutch Gainer	5	0	1	1	2
Fred Harris	2	0	0	0	0
Red Beattie	4	0	0	0	0
Harry Oliver	4	0	0	0	2
Percy Galbraith	5	0	0	0	6
Lionel Hitchman	5	0	0	0	0
Ron Lyons	5	0	0	0	0
Cecil Thompson	5	0	0	0	0

Goaltender	GP	MINS	W-L-T	GA	GAA
Cecil Thompson	5	348	2-3-0	13	2.24

### 1931 NOTABLES:

- Cooney Weiland leads the NHL in playoff scoring with nine points.
- March 24, 1931: The Bruins come back from a 4-1 third period deficit to defeat Montreal by a 5-4 score in overtime.

## 1933

Gm	Date	Opponent	Score
SF	Mar. 25	Toronto*	W 2-1
	28	Toronto*	L 0-1
	30	at Toronto*	W 2-1
	Apr. 1	at Toronto	L 3-5
	3	at Toronto*	L 0-1

Player	GP	G	A	PTS	PIM
Marty Barry	5	2	2	4	6
Nels Stewart	5	2	0	2	4
Dit Clapper	5	1	1	2	2
Alex Smith	5	0	2	2	6
Lionel Hitchman	5	1	0	1	0
Vic Ripley	5	1	0	1	0
Joe Lamb	5	0	1	1	6
Eddie Shore	5	0	1	1	14
Red Beattie	5	0	0	0	2
Art Chapman	5	0	0	0	2
Percy Galbraith	5	0	0	0	0
Orville Heximer	5	0	0	0	2
Harry Oliver	5	0	0	0	0
George Owen	5	0	0	0	6
Cecil Thompson	5	0	0	0	0

Goaltender	GP	MINS	W-L-T	GA	GAA
Cecil Thompson	5	429	2-3-0	9	1.26

### 1933 NOTABLES:

- The Bruins and Maple Leafs combine for a league-record four overtime games in one series.
- April 3, 1933: The Bruins and Maple Leafs play the longest game in NHL history as the teams battle a scoreless tie until Toronto's Ken Doraty scores the game's only goal at 4:46 of the sixth overtime. Boston's Tiny Thompson faces an unofficial NHL record of 112 Toronto shots through the 164:46 of play while Toronto's Lorne Chabot sees 89 Boston shots.

## 1935

Gm	Date	Opponent	Score
SF	Mar. 23	Toronto*	W 1-0
	26	Toronto	L 0-2
	28	at Toronto	L 0-3
	30	at Toronto*	L 1-2

Player	GP	G	A	PTS	PIM
Red Beattie	4	1	0	1	2
Dit Clapper	3	1	0	1	0

# PLAYOFF SCORING & RESULTS

Eddie Shore	4	0	1	1	2
Nels Stewart	4	0	1	1	0
Jack Shill	2	0	0	0	0
Paul Haynes	3	0	0	0	0
Marty Barry	4	0	0	0	0
Bob Davie	4	0	0	0	0
Max Kaminsky	4	0	0	0	0
Bert McInenly	4	0	0	0	2
Alex Motter	4	0	0	0	0
James O'Neil	4	0	0	0	9
Charlie Sands	4	0	0	0	0
Gerry Shannon	4	0	0	0	2
Babe Siebert	4	0	0	0	6
Cecil Thompson	4	0	0	0	0

Goaltender	GP	MINS	W-L-T	GA	GAA
Cecil Thompson	4	275	1-3-0	7	1.53

## 1936

Gm	Date	Opponent	Score
QF	Mar. 24	Toronto	W 3-0
	26	at Toronto	L 3-8

Player	GP	G	A	PTS	PIM
Bill Cowley	2	2	1	3	2
James O'Neil	2	1	1	2	4
Eddie Shore	2	1	1	2	12
Cooney Weiland	2	1	0	1	2
Lorne Duguid	2	1	0	1	2
Dit Clapper	2	0	1	1	0
Roger Jenkins	2	0	1	1	2
Babe Siebert	2	0	1	1	0
Red Beattie	2	0	0	0	2
Ray Getliffe	2	0	0	0	0
Ted Graham	2	0	0	0	0
Alex Motter	2	0	0	0	0
Paul Runge	2	0	0	0	2
Charlie Sands	2	0	0	0	0
Cecil Thompson	2	0	0	0	0

Goaltender	GP	MINS	W-L-T	GA	GAA
Cecil Thompson	2	120	1-1-0	8	4.00

### 1936 NOTABLES:

- March 24, 1936: The Bruins take a 3-0 victory despite being outshot by Toronto, 35-12.

## 1937

Gm	Date	Opponent	Score
QF	Mar. 23	at Mtl Maroons	L 1-4
	25	Mtl Maroons	W 4-0
	28	Mtl Maroons	L 1-4

Player	GP	G	A	PTS	PIM
Ray Getliffe	3	2	1	3	2
Charlie Sands	3	1	2	3	0
Bill Cowley	3	0	3	3	0
Dit Clapper	3	2	0	2	5
Red Beattie	3	1	0	1	0
Bobby Bauer	1	0	0	0	0
Woody Dumart	3	0	0	0	0
Roy Goldsworthy	3	0	0	0	0
Bill Hollett	3	0	0	0	2
Jack Portland	3	0	0	0	4
Milt Schmidt	3	0	0	0	0
Allen Shields	3	0	0	0	2
Reginald Smith	3	0	0	0	0
Cecil Thompson	3	0	0	0	0
Cooney Weiland	3	0	0	0	0

Goaltender	GP	MINS	W-L-T	GA	GAA
Cecil Thompson	3	180	1-2-0	8	2.67

### 1937 NOTABLES:

- March 25, 1937: Tiny Thompson stops Montreal's Lionel Conacher on a penalty shot, the first such playoff shot ever taken against the Bruins.

## 1938

Gm	Date	Opponent	Score
SF	Mar. 24	at Toronto*	L 0-1
	26	at Toronto	L 1-2
	29	Toronto*	L 2-3

Player	GP	G	A	PTS	PIM
Bill Cowley	3	2	0	2	0
Charlie Sands	3	1	1	2	0
Ray Getliffe	3	0	1	1	2
Bill Hollett	3	0	1	1	0
Eddie Shore	3	0	1	1	6
Bobby Bauer	3	0	0	0	2
Dit Clapper	3	0	0	0	12
Woody Dumart	3	0	0	0	0
Roy Goldsworthy	3	0	0	0	2
Art Jackson	3	0	0	0	0
Gordon Pettinger	3	0	0	0	0
Jack Portland	3	0	0	0	4
Milt Schmidt	3	0	0	0	0
Cecil Thompson	3	0	0	0	0
Cooney Weiland	3	0	0	0	0

Goaltender	GP	MINS	W-L-T	GA	GAA
Cecil Thompson	3	212	0-3-0	6	1.70

## 1939

Gm	Date	Opponent	Score
SF	Mar. 21	at NY Rangers*	W 2-1
	23	NY Rangers*	W 3-2
	26	NY Rangers	W 4-1
	28	at NY Rangers	L 1-2
	30	NY Rangers*	L 1-2
	Apr. 1	at NY Rangers	L 1-3
	2	NY Rangers*	W 2-1
F	Apr. 6	Toronto	W 2-1
	9	Toronto*	L 2-3
	11	at Toronto	W 3-1
	13	at Toronto	W 2-0
	16	Toronto	W 3-1

Player	GP	G	A	PTS	PIM
Bill Cowley	12	3	11	14	2
Roy Conacher	12	6	4	10	12
Mel Hill	12	6	3	9	12
Milt Schmidt	12	3	3	6	2
Bobby Bauer	12	3	2	5	0
Woody Dumart	12	1	3	4	6
Bill Hollett	12	1	3	4	2
Eddie Shore	12	0	4	4	19
Ray Getliffe	11	1	1	2	2
John Crawford	12	1	1	2	9
Gordon Pettinger	12	1	1	2	7
Dit Clapper	11	0	1	1	6
Harry Frost	1	0	0	0	0
Red Hamill	11	0	0	0	8
Frank Brimsek	12	0	0	0	0
Jack Portland	12	0	0	0	11
Charlie Sands	12	0	0	0	0
Cooney Weiland	12	0	0	0	0

Goaltender	GP	MINS	W-L-T	GA	GAA
Frank Brimsek	12	863	8-4-0	18	1.25



Mel Hill earned the nickname "Sudden Death" by scoring three overtime goals in the 1939 Semi-Final series vs. NY Rangers.

### 1939 NOTABLES:

- The Bruins win their second Stanley Cup over Toronto in five games.
- Bill Cowley leads the league in post-season scoring with 14 points.
- The Bruins and Rangers combine for a league-record four overtime games in one series during the Semi-Finals.
- Mel Hill earns the nickname "Sudden Death" as he scores three overtime goals in the Semi-Final series vs. the NY Rangers. It is a league record for overtime goals in one playoff series and one playoff year.
- April 16, 1939: Cooney Weiland plays his last NHL

game as the Bruins win the Cup. Roy Conacher scores the Cup-winning goal at 17:54 of the second period.

## 1940

Gm	Date	Opponent	Score
SF	Mar. 19	at NY Rangers	L 0-4
	21	NY Rangers	W 4-2
	24	NY Rangers	W 4-3
	26	at NY Rangers	L 0-1
	28	NY Rangers	L 0-1
	30	at NY Rangers	L 1-4

Player	GP	G	A	PTS	PIM
Herb Cain	6	1	3	4	2
Roy Conacher	6	2	1	3	0
Ed Wiseman	6	2	1	3	2
Bill Hollett	5	1	2	3	2
Art Jackson	5	1	2	3	0
Dit Clapper	5	0	2	2	2
Bobby Bauer	6	1	0	1	2
Woody Dumart	6	1	0	1	0
Terry Reardon	1	0	1	1	0
Robert Hamill	5	0	1	1	5
Bill Cowley	6	0	1	1	7
Mel Hill	3	0	0	0	0
Frank Brimsek	6	0	0	0	0
John Crawford	6	0	0	0	0
Milt Schmidt	6	0	0	0	0
Jack Shewchuk	6	0	0	0	0
Des Smith	6	0	0	0	0

Goaltender	GP	MINS	W-L-T	GA	GAA
Frank Brimsek	6	360	2-4-0	15	2.50

## 1941

Gm	Date	Opponent	Score
SF	Mar. 20	Toronto	W 3-0
	22	Toronto	L 3-5
	25	at Toronto	L 2-7
	27	at Toronto	W 2-1
	29	Toronto*	L 1-2
	Apr. 1	at Toronto	W 2-1
	3	Toronto	W 2-1
F	Apr. 6	Detroit	W 3-2
	8	Detroit	W 2-1
	10	at Detroit	W 4-2
	12	at Detroit	W 3-1



Milt Schmidt led the league in playoff scoring in 1941.

Player	GP	G	A	PTS	PIM
Milt Schmidt	11	5	6	11	9
Ed Wiseman	11	6	2	8	0
Bill Hollett	11	3	4	7	8
Terry Reardon	11	2	4	6	6
Roy Conacher	11	1	5	6	0
Herb Cain	11	3	2	5	5
Dit Clapper	11	0	5	5	4
Pat McReavy	9	2	2	4	5
Bobby Bauer	10	2	2	4	0
Woody Dumart	11	1	3	4	9
Art Jackson	11	1	3	4	16
Mel Hill	10	1	1	2	0
John Crawford	11	0	2	2	7
Des Smith	11	0	2	2	12
Gordie Bruce	2	0	0	0	0
Bill Cowley	2	0	0	0	0
Frank Brimsek	11	0	0	0	0

Goaltender	GP	MINS	W-L-T	GA	GAA
Frank Brimsek	11	678	8-3-0	23	2.09

# PLAYOFF SCORING & RESULTS

## 1941 NOTABLES:

- The Bruins win the third Stanley Cup in their history and their second championship in three years with a four-game sweep of Detroit.
- Milt Schmidt leads the league in playoff scoring with 11 points.
- March 22, 1941: A new \$25,000, four-sided clock is in place and used for the first time in Boston Garden.
- April 3, 1941: Toronto General Manager Conn Smythe is fined \$100 by the NHL after vaulting the boards from his seat and entering the middle of play to argue a call with referee Mickey Ion.
- April 12, 1941: Bobby Bauer scores the Cup-winning goal at 8:43 of the second period.

## 1942

Gm	Date	Opponent	Score
QF	Mar. 22	at Chicago*	W 2-1
		Chicago	L 0-4
		Chicago	W 3-2
SF	Mar. 29	Detroit	L 4-6
		at Detroit	L 1-3

Player	GP	G	A	PTS	PIM
Jack McGill	5	4	1	5	6
Gordie Bruce	5	2	3	5	4
Roy Conacher	5	2	1	3	0
Des Smith	5	1	2	3	2
Bill Cowley	5	0	3	3	5
Herb Cain	5	1	0	1	0
John Crawford	5	0	1	1	4
Dutch Hiller	5	0	1	1	0
Bill Hollett	5	0	1	1	2
Art Jackson	5	0	1	1	0
Harvey Jackson	5	0	1	1	0
Jack Shewchuk	5	0	1	1	7
Ed Wiseman	5	0	1	1	0
Frank Brimsek	5	0	0	0	0
Dit Clapper	5	0	0	0	0
Clare Martin	5	0	0	0	0

Goaltender	GP	MINS	W-L-T	GA	GAA
Frank Brimsek	5	307	2-3-0	16	3.13

## 1942 NOTABLES:

- March 29, 1942: Jack McGill scores a hat trick, but the Bruins fall to Detroit by a 6-4 score.

## 1943

Gm	Date	Opponent	Score
SF	Mar. 21	Montreal*	W 5-4
		Montreal	W 5-3
		at Montreal*	W 3-2
		at Montreal	L 0-4
		Montreal*	W 5-4
F	Apr. 1	at Detroit	L 2-6
		at Detroit	L 3-4
		Detroit	L 0-4
		Detroit	L 0-2

Player	GP	G	A	PTS	PIM
Art Jackson	9	6	3	9	7
Bill Hollett	9	0	9	9	4
Bill Cowley	9	1	7	8	4
Herb Cain	7	4	2	6	0
Dit Clapper	9	2	3	5	9
Don Gallinger	9	3	1	4	10
Bep Guidolin	9	0	4	4	12
Ab DeMarco	9	3	0	3	2
Harvey Jackson	9	1	2	3	10
Murph Chamberlain	6	1	1	2	12
John Crawford	6	1	1	2	10
Oscar Aubuchon	6	1	0	1	0
Irwin Boyd	5	0	1	1	4
Bill Anderson	1	0	0	0	0
John Schmidt	5	0	0	0	0
Frank Brimsek	9	0	0	0	0
Jack Shewchuk	9	0	0	0	12

Goaltender	GP	MINS	W-L-T	GA	GAA
Frank Brimsek	9	560	4-5-0	33	3.54

## 1943 NOTABLES:

- The Bruins return to the Stanley Cup Finals where they are swept by Detroit in four games. Boston had earned the same four game sweep of Detroit in the 1941 Finals.

- March 21, 1943: Montreal takes a 3-0 lead in the second period before Boston rallies from the deficit to earn a 5-4 overtime win.

## 1945

Gm	Date	Opponent	Score
SF	Mar. 20	at Detroit	W 4-3
		at Detroit	W 4-2
		Detroit	L 2-3
		Detroit	L 2-3
		at Detroit	L 2-3
Apr. 1	3	Detroit	W 5-3
		at Detroit	L 3-5

Player	GP	G	A	PTS	PIM
Herb Cain	7	5	2	7	0
Ken Smith	7	3	4	7	0
Bill Cowley	7	3	3	6	0
Jack McGill	7	3	3	6	0
John Crawford	7	0	5	5	0
Paul Gladu	7	2	2	4	0
Bill Jennings	7	2	2	4	6
Gino Rozzini	6	1	2	3	6
Bill Cupolo	7	1	2	3	0
Pat Egan	7	2	0	2	6
Armand Gaudreault	7	0	2	2	8
Murray Henderson	7	0	1	1	2
Bill Thoms	1	0	0	0	2
Paul Bibeault	7	0	0	0	0
Dit Clapper	7	0	0	0	0

Goaltender	GP	MINS	W-L-T	GA	GAA
Paul Bibeault	7	437	3-4-0	22	3.02

## 1945 NOTABLES:

- The Bruins take a two-game lead in the Semi-Final series, but drop a seven-game decision to Detroit.
- April 3, 1945: Detroit's Carl Liscombe scores four goals in a 5-3 Red Wings series-clinching victory.

## 1946

Gm	Date	Opponent	Score
SF	Mar. 19	Detroit	W 3-1
		Detroit	L 0-3
		at Detroit	W 5-2
		at Detroit	W 4-1
		Detroit*	W 4-3
F	Mar. 30	at Montreal*	L 3-4
		at Montreal*	L 2-3
		Montreal	L 2-4
		Montreal*	W 3-2
		at Montreal	L 3-6

Player	GP	G	A	PTS	PIM
Milt Schmidt	10	3	5	8	2
Bep Guidolin	10	5	2	7	13
Bobby Bauer	10	4	3	7	2
Woody Dumart	10	4	3	7	0
Don Gallinger	10	2	4	6	2
Terry Reardon	10	4	0	4	2
Bill Cowley	10	1	3	4	2
Ken Smith	8	0	4	4	0
Pat Egan	10	3	0	3	8
Bill Shill	7	1	2	3	2
John Crawford	10	1	2	3	4
Murray Henderson	10	1	1	2	4
Herb Cain	9	0	2	2	2
Roy Conacher	3	0	0	0	0
Dit Clapper	4	0	0	0	0
Jack Church	9	0	0	0	4
Frank Brimsek	10	0	0	0	0
Jack McGill	10	0	0	0	0

Goaltender	GP	MINS	W-L-T	GA	GAA
Frank Brimsek	10	641	5-5-0	29	2.71

## 1946 NOTABLES:

- March 24, 1946: Bobby Bauer sets a league record for assists in a playoff period with three in the third in Detroit.

## 1947

Gm	Date	Opponent	Score
SF	Mar. 25	at Montreal	L 1-3
		at Montreal*	L 1-2
		Montreal	W 4-2

Apr. 1	3	Montreal at Montreal*	L	1-5	3-4
Player	GP	G	A	PTS	PIM
Milt Schmidt	5	3	1	4	4
Ken Smith	5	3	0	3	2
Joe Carveth	5	2	1	3	0
Terry Reardon	5	0	3	3	2
Bobby Bauer	5	1	1	2	0
Woody Dumart	5	1	1	2	8
Bill Cowley	5	0	2	2	0
Pat Egan	5	0	2	2	6
Bep Guidolin	3	0	1	1	6
Clare Martin	5	0	1	1	0
Pentti Lund	1	0	0	0	0
John Crawford	2	0	0	0	0
Don Gallinger	4	0	0	0	7
Murray Henderson	4	0	0	0	4
Mark Marquess	4	0	0	0	0
Frank Brimsek	5	0	0	0	0
Ferny Flaman	5	0	0	0	8
Jack McGill	5	0	0	0	11

Goaltender	GP	MINS	W-L-T	GA	GAA
Frank Brimsek	5	323	1-4-0	16	2.97



The Bruins honored Eddie Shore's number 2 in pre-game ceremonies on April 1, 1947.

## 1948

Gm	Date	Opponent	Score
SF	Mar. 24	at Toronto*	L 4-5
		at Toronto	L 3-5
		Toronto	L 1-5
		Toronto	W 3-2
		at Toronto	L 2-3

Player	GP	G	A	PTS	PIM
Milt Schmidt	5	2	5	7	2
John Peirson	4	3	2	5	0
Ken Smith	5	2	3	5	0
Paul Ronty	5	0	4	4	0
Jimmy Peters	5	1	2	3	2
Grant Warwick	5	0	3	3	4
Pete Babando	5	1	1	2	2
Pat Egan	5	1	1	2	2
Murray Henderson	3	1	0	1	5
Ed Harrison	5	1	0	1	2
Ed Sandford	5	1	0	1	0
John Crawford	4	0	1	1	2
Wally Wilson	1	0	0	0	0
Pentti Lund	2	0	0	0	0
Frank Brimsek	5	0	0	0	0
Woody Dumart	5	0	0	0	0
Ferny Flaman	5	0	0	0	12
Clare Martin	5	0	0	0	6

Goaltender	GP	MINS	W-L-T	GA	GAA
Frank Brimsek	5	317	1-4-0	20	3.79

## 1949

Gm	Date	Opponent	Score
SF	Mar. 22	Toronto	L 0-3
		Toronto	L 2-3
		at Toronto*	W 5-4
		at Toronto	L 1-3
		Toronto	L 2-3

Player	GP	G	A	PTS	PIM
John Peirson	5	3	1	4	4
Ed Sandford	5	1	3	4	2
Woody Dumart	5	3	0	3	0
Paul Ronty	5	1	2	3	2



# PLAYOFF SCORING & RESULTS

Grant Warwick	5	2	0	2	0
Milt Schmidt	4	0	2	2	8
Ken Smith	5	0	2	2	4
Jimmy Peters	4	0	1	1	0
Ferry Flaman	5	0	1	1	8
Murray Henderson	5	0	1	1	2
Ed Kryzanowski	5	0	1	1	2
Zellio Toppazzini	2	0	0	0	0
John Crawford	3	0	0	0	0
Dave Creighton	3	0	0	0	0
Pete Babando	4	0	0	0	2
Ed Harrison	4	0	0	0	0
Frank Brimsek	5	0	0	0	0
Pat Egan	5	0	0	0	16

<b>Goaltender</b>	<b>GP</b>	<b>MINS</b>	<b>W-L-T</b>	<b>GA</b>	<b>GAA</b>
Frank Brimsek	5	316	1-4-0	16	3.04

## 1951

Gm	Date	Opponent	Score
SF	Mar. 28	at Toronto	W 2-0
	31	at Toronto*	T 1-1
	Apr. 1	Toronto	L 0-3
	3	Toronto	L 1-3
	7	at Toronto	L 1-4
	8	Toronto	L 0-6

Player	GP	G	A	PTS	PIM
Woody Dumart	6	1	2	3	0
John Peirson	2	1	1	2	2
Bill Ezinicki	6	1	1	2	18
Lorne Ferguson	6	1	0	1	2
Duncan Fisher	6	1	0	1	0
Dave Creighton	5	0	1	1	0
Hal Laycoe	6	0	1	1	5
Bill Quackenbush	6	0	1	1	0
Paul Ronty	6	0	1	1	2
Ed Sandford	6	0	1	1	4
Milt Schmidt	6	0	1	1	7
Gordon Henry	2	0	0	0	0
Jack McIntyre	2	0	0	0	0
George Sullivan	2	0	0	0	2
Jack Gelineau	4	0	0	0	0
Pete Horeck	4	0	0	0	13
Murray Henderson	5	0	0	0	2
Vic Lynn	5	0	0	0	2
Steve Kraftcheck	6	0	0	0	7
Ed Kryzanowski	6	0	0	0	2
Max Quackenbush	6	0	0	0	4

<b>Goaltender</b>	<b>GP</b>	<b>MINS</b>	<b>W-L-T</b>	<b>GA</b>	<b>GAA</b>
Jack Gelineau	4	260	1-2-0	7	1.62
Gordon Henry	2	120	0-2-0	10	5.00

### 1951 NOTABLES:

- The Bruins use two goaltenders in the post-season for the first time.
- The Bruins play the last playoff tie in their history.
- April 8, 1951: The Bruins and Maple Leafs play a penalty-free game.

## 1952

Gm	Date	Opponent	Score
SF	Mar. 25	at Montreal	L 1-5
	27	at Montreal	L 0-4
	30	Montreal	W 4-1
	Apr. 1	Montreal	W 3-2
	3	at Montreal	W 1-0
	6	Montreal*	L 2-3
	8	at Montreal	L 1-3

Player	GP	G	A	PTS	PIM
Ed Sandford	7	2	2	4	0
Fleming Mackell	5	2	1	3	12
Dave Creighton	7	2	1	3	2
Milt Schmidt	7	2	1	3	0
Jack McIntyre	7	1	2	3	2
Bill Quackenbush	7	0	3	3	0
Real Cheverfils	7	1	1	2	6
Hal Laycoe	7	1	1	2	11
John Peirson	7	0	2	2	4
Pentti Lund	2	1	0	1	0
Leo Labine	5	0	1	1	4
Woody Dumart	7	0	1	1	0
Duncan Fisher	2	0	0	0	0
Gus Kyle	2	0	0	0	4
Bob Armstrong	5	0	0	0	2

Murray Henderson	7	0	0	0	4
Jim Henry	7	0	0	0	0
Ed Kryzanowski	7	0	0	0	0
George Sullivan	7	0	0	0	0

<b>Goaltender</b>	<b>GP</b>	<b>MINS</b>	<b>W-L</b>	<b>GA</b>	<b>GAA</b>
Jim Henry	7	448	3-4	18	2.41

### 1952 NOTABLES:

- March 30, 1952: The Bruins score the fastest three goals in team playoff history with Hal Laycoe, Dave Creighton and Ed Sandford scoring in a 1:02 span of the second period.
- April 6, 1952: The game is delayed for 15 minutes in the third period for goaltender Jim Henry to receive treatment for a broken nose suffered when he was hit by a Doug Harvey shot. Montreal's Paul Masnick, playing in his first game of the season, scores the overtime goal to tie the series at three games each.

## 1953

Gm	Date	Opponent	Score
SF	Mar. 24	at Detroit	L 0-7
	26	at Detroit	W 5-3
	29	Detroit*	W 2-1
	31	Detroit	W 6-2
	Apr. 2	at Detroit	L 4-6
	5	Detroit	W 4-2
F	Apr. 9	at Montreal	L 2-4
	11	at Montreal	W 4-1
	12	Montreal	L 0-3
	14	Montreal	L 3-7
	16	at Montreal*	L 0-1

Player	GP	G	A	PTS	PIM
Ed Sandford	11	8	3	11	11
Dave Creighton	11	4	5	9	10
John Peirson	11	3	6	9	2
Fleming Mackell	11	2	7	9	7
Milt Schmidt	10	5	1	6	6
Jack McIntyre	10	4	2	6	2
Bill Quackenbush	11	0	4	4	4
Leo Labine	7	2	1	3	19
Joe Klukay	11	1	2	3	9
Jerry Toppazzini	11	0	3	3	9
Bob Armstrong	11	1	1	2	10
Woody Dumart	11	0	2	2	0
Hal Laycoe	11	0	2	2	10
Real Cheverfils	7	0	1	1	6
Warren Godfrey	11	0	1	1	2
Pentti Lund	2	0	0	0	0
Gordon Henry	3	0	0	0	0
George Sullivan	3	0	0	0	0
Jim Henry	9	0	0	0	0

<b>Goaltender</b>	<b>GP</b>	<b>MINS</b>	<b>W-L</b>	<b>GA</b>	<b>GAA</b>
Jim Henry	9	510	4-4	26	3.06
Gordon Henry	3	163	1-2	11	4.05

### 1953 NOTABLES:

- Ed Sandford leads the league in post-season scoring with 11 points.
- The Bruins return to the Stanley Cup Finals for the first time since the 1946 post-season.
- March 24, 1953: The Bruins suffer the biggest shutout against in their playoff history with a 7-0 loss in Detroit in the first game of their Semi-Final series, but rebound to win the series in six games.

## 1954

Gm	Date	Opponent	Score
SF	Mar. 23	at Montreal	L 0-2
	25	at Montreal	L 1-8
	28	Montreal	L 3-4
	30	Montreal	L 0-2

Player	GP	G	A	PTS	PIM
Cal Gardner	4	1	1	2	0
Fleming Mackell	4	1	1	2	8
Doug Mohns	4	1	0	1	4
Milt Schmidt	4	1	0	1	20
Ed Sandford	3	0	1	1	4
Bob Armstrong	4	0	1	1	0
Leo Labine	4	0	1	1	28
Gus Bodnar	1	0	0	0	0
Guyle Fielder	2	0	0	0	2

Hal Laycoe	2	0	0	0	0
Wayne Brown	4	0	0	0	2
Dave Creighton	4	0	0	0	0
Woody Dumart	4	0	0	0	0
Warren Godfrey	4	0	0	0	4
Jim Henry	4	0	0	0	0
Joe Klukay	4	0	0	0	0
John Peirson	4	0	0	0	2
Bill Quackenbush	4	0	0	0	0

<b>Goaltender</b>	<b>GP</b>	<b>MINS</b>	<b>W-L</b>	<b>GA</b>	<b>GAA</b>
Jim Henry	4	240	0-4	16	4.00

### 1954 NOTABLES:

- March 25, 1954: Montreal's Dickie Moore scores twice and adds four assists for six points in an 8-1 Canadiens victory. It is a Bruins team record for points in a playoff game by an opponent. Montreal's Jean Beliveau and Bernard Geoffrion have 2-3=5 totals each as well in the game with Geoffrion's goals coming in a 0:31 span in the first period.

## 1955

Gm	Date	Opponent	Score
SF	Mar. 22	at Montreal	L 0-2
	24	at Montreal	L 1-3
	27	Montreal	W 4-2
	29	Montreal*	L 3-4
	31	at Montreal	L 1-5

Player	GP	G	A	PTS	PIM
Bill Quackenbush	5	0	5	5	0
Real Cheverfils	5	2	1	3	4
Leo Labine	5	2	1	3	11
Don McKenney	5	1	2	3	4
Ed Sandford	5	1	1	2	6
Lorne Ferguson	4	1	0	1	2
Ferry Flaman	4	1	0	1	2
Hal Laycoe	5	1	0	1	0
Fleming Mackell	4	0	1	1	0
Gus Bodnar	5	0	1	1	4
Leo Boivin	5	0	1	1	4
Don Cherry	1	0	0	0	0
Murray Costello	1	0	0	0	2
John Henderson	2	0	0	0	0
Gordie Wilson	2	0	0	0	0
Warren Godfrey	3	0	0	0	0
Jim Henry	3	0	0	0	0
Norm Corcoran	4	0	0	0	0
Bob Armstrong	5	0	0	0	2
Cal Gardner	5	0	0	0	0
Doug Mohns	5	0	0	0	4

<b>Goaltender</b>	<b>GP</b>	<b>MINS</b>	<b>W-L</b>	<b>GA</b>	<b>GAA</b>
Jim Henry	3	183	1-2	8	2.62
John Henderson	2	120	0-2	8	4.00

### 1955 NOTABLES:

- March 22, 1955: Montreal's Jacques Plante (16 saves) and Charlie Hodges (4 saves) combine for the first shared playoff shutout, for or against, in Bruins history.

## 1957

Gm	Date	Opponent	Score
SF	Mar. 26	at Detroit	W 3-1
	28	at Detroit	L 2-7
	31	Detroit	W 4-3
	Apr. 4	at Detroit	W 4-3
F	Apr. 6	at Montreal	L 1-5
	9	at Montreal	L 0-1
	11	Montreal	L 2-4
	14	Montreal	W 2-0
	16	at Montreal	L 1-5

Player	GP	G	A	PTS	PIM
Fleming Mackell	10	5	3	8	4
Don McKenney	10	1	5	6	4
Leo Labine	10	3	2	5	14
Leo Boivin	10	2	3	5	12
Doug Mohns	10	2	3	5	2
Real Cheverfils	10	2	1	3	4
Cal Gardner	10	2	1	3	2
Vic Stasiuk	10	2	1	3	2
Bob Armstrong	10	0	3	3	10
Ferry Flaman	10	0	3	3	19
John Peirson	10	0	3	3	12
Larry Regan	8	0	2	2	10
Carl Boone	10	1	0	1	12

# PLAYOFF SCORING & RESULTS

Jack Caffery	10	1	0	1	4
Jack Bionda	10	0	1	1	14
Jerry Toppazzini	10	0	1	1	2
Don Simmons	10	0	0	0	0

Goaltender	GP	MINS	W-L	GA	GAA
Don Simmons	10	600	5-5	29	2.90

## 1958

Gm	Date	Opponent	Score
SF	Mar. 25	at New York	L 3-5
	27	at New York	W 4-3
	29	New York	W 5-0
	Apr. 1	New York	L 2-5
	3	New York	W 6-1
	5	New York	W 8-2
F	Apr. 8	at Montreal	L 1-2
	10	at Montreal	W 5-2
	13	Montreal	L 0-3
	15	Montreal	W 3-1
	17	at Montreal*	L 2-3
	20	Montreal	L 3-5

Player	GP	G	A	PTS	PIM
Fleming Mackell	12	5	14	19	12
Don McKenney	12	9	8	17	0
Doug Mohns	12	3	10	13	18
Jerry Toppazzini	12	9	3	12	2
Larry Regan	12	3	8	11	6
Bronco Horvath	12	5	3	8	8
Vic Stasiuk	12	0	5	5	13
Norm Johnson	12	4	0	4	6
Allan Stanley	12	1	3	4	6
Ferny Flaman	12	2	2	4	10
John Bucyk	12	0	4	4	16
Leo Boivin	12	0	3	3	21
Carl Boone	12	1	1	2	13
Larry Hillman	11	0	2	2	6
Leo Labine	11	0	2	2	10
John Peirson	5	0	1	1	0
Real Chevrefils	1	0	0	0	0
Harry Lumley	1	0	0	0	0
Don Simmons	11	0	0	0	0

Goaltender	GP	MINS	W-L	GA	GAA
Don Simmons	11	671	6-5	27	2.41

## 1958 NOTABLES:

- The Bruins and Rangers set an NHL playoff record for shorthanded goals in a playoff series, combining for seven (Boston four, New York three) in their Semi-Final series.
- Fleming Mackell leads the NHL in post-season scoring with 19 points. Mackell's 14 assists are a league record for one post-season.
- Jerry Toppazzini sets a club record for goals in one playoff series with eight in the Semi-Final series vs. the Rangers.
- April 3, 1958: Ferny Flaman scores two goals in a 6-1 win over NY Rangers, his first scores in 85 games dating back to March 7, 1957. The game is a road contest for the Bruins, but is played in Boston Garden due to circus dates in Madison Square Garden.
- April 5, 1958: Don McKenney ties an NHL playoff record with five assists in an 8-2 win over the Rangers as the Bruins take the Semi-Final series in six games.
- April 15, 1958: Fleming Mackell has two assists in a 3-1 win over Montreal, giving him an NHL playoff record of 14 in one post-season. His ten assists vs. New York in the Semi-Final series are also a league mark for assists in one series.
- April 20, 1958: The Canadiens clinch the Stanley Cup in game six in Boston, becoming just the second team in NHL history to win three straight championships. NHL President Clarence Campbell was unable to present the Cup on the ice as a group of Canadiens fans hopped the glass and mobbed the players.

## 1959

Gm	Date	Opponent	Score
SF	Mar. 24	Toronto	W 5-1
	26	Toronto	W 4-2
	28	at Toronto*	L 2-3
	31	at Toronto*	L 2-3
	Apr. 2	Toronto	L 1-4
	4	at Toronto	W 5-4
	7	Toronto	L 2-3

Player	GP	G	A	PTS	PIM
Fleming Mackell	7	2	6	8	8
Don McKenney	7	2	5	7	0

Vic Stasiuk	7	4	2	6	11
Jerry Toppazzini	7	4	2	6	0
John Bucyk	7	2	4	6	6
Jim Morrison	6	0	6	6	13
Bronco Horvath	7	2	3	5	0
Leo Labine	7	2	1	3	12
Leo Boivin	7	1	2	3	4
Larry Leach	7	1	1	2	8
Doug Mohns	4	0	2	2	12
Bob Armstrong	7	0	2	2	4
Jean-Guy Gendron	7	1	0	1	18
Larry Hillman	7	0	1	1	0
Jack Bionda	1	0	0	0	0
Ken Yackel	2	0	0	0	2
Dan Poliziani	3	0	0	0	0
Earl Reibel	4	0	0	0	0
Ferny Flaman	7	0	0	0	8
Harry Lumley	7	0	0	0	0

Goaltender	GP	MINS	W-L	GA	GAA
Harry Lumley	7	436	3-4	20	2.75

## 1968

Gm	Date	Opponent	Score
QF	Apr. 4	at Montreal	L 1-2
	6	at Montreal	L 2-5
	9	Montreal	L 3-5
	11	Montreal	L 2-3

Player	GP	G	A	PTS	PIM
Ken Hodge	4	3	0	3	2
Phil Esposito	4	0	3	3	0
Ed Westfall	4	2	0	2	2
Ted Green	4	1	1	2	11
John McKenzie	4	1	1	2	8
John Bucyk	3	0	2	2	0
Bobby Orr	4	0	2	2	2
Derek Sanderson	4	0	2	2	9
Dallas Smith	4	0	2	2	0
Tom Williams	4	1	0	1	2
Don Awrey	4	0	1	1	4
Ed Shack	4	0	1	1	6
Fred Stanfield	4	0	1	1	0
Wayne Cashman	1	0	0	0	0
Glen Sather	3	0	0	0	0
Gerry Cheevers	4	0	0	0	0
Gary Doak	4	0	0	0	4
Phil Krake	4	0	0	0	2
Ron Murphy	4	0	0	0	0

Goaltender	GP	MINS	W-L	GA	GAA
Gerry Cheevers	4	240	0-4	15	3.75

## 1968 NOTABLES:

- The Bruins return to the playoffs for the first time since 1959. It is the first year of an NHL-record 29-year streak of post-season appearances.

## 1969

Gm	Date	Opponent	Score
QF	Apr. 2	Toronto	W 10-0
	3	Toronto	W 7-0
	5	at Toronto	W 4-3
	6	at Toronto	W 3-2
SF	Apr. 10	at Montreal*	L 2-3
	13	at Montreal*	L 3-4
	17	Montreal	W 5-0
	20	Montreal	W 3-2
	22	at Montreal	L 2-4
	24	Montreal*	L 1-2

Player	GP	G	A	PTS	PIM
Phil Esposito	10	8	10	18	8
Ken Hodge	10	5	7	12	4
John Bucyk	10	5	6	11	0
Derek Sanderson	9	8	2	10	36
Ed Westfall	10	3	7	10	11
Ted Green	10	2	7	9	18
Ron Murphy	10	4	4	8	12
Bobby Orr	10	1	7	8	10
John McKenzie	10	2	2	4	17
Fred Stanfield	10	2	2	4	0
Dallas Smith	10	0	3	3	16
Ed Shack	9	0	2	2	23
Wayne Cashman	6	0	1	1	0
Don Awrey	10	0	1	1	28
Ace Bailey	1	0	0	0	2
Ed Johnston	1	0	0	0	0

Bill Lesuk	1	0	0	0	0
Tom Webster	1	0	0	0	0
Gerry Cheevers	9	0	0	0	0
Rick Smith	9	0	0	0	6
Glen Sather	10	0	0	0	18

Goaltender	GP	MINS	W-L	GA	GAA
Gerry Cheevers	9	572	6-3	16	1.68
Ed Johnston	1	65	0-1	4	3.69

## 1968 NOTABLES:

- Phil Esposito leads all playoff scorers with 18 points.
- Derek Sanderson sets an NHL mark for most short-handed goals in a playoff year with three.
- April 2, 1969: Phil Esposito sets team records for goals and points in a playoff game and ties an NHL mark for points with four goals and two assists for six points, including a league-record three on the power play. The 10-0 win over Toronto was a club mark for goals in a playoff game and Boston's six power play goals were also a league record. Toronto's Pat Quinn was pelted by fans who smashed the glass partition separating the penalty box from the seating area while serving a five-minute major for elbowing Bobby Orr.
- April 5, 1969: Gerry Cheevers extends his playoff shutout streak to 128:23 before Toronto's Ron Ellis scores at 8:23 of the first period in game three of their Quarter-Final series.

## 1970

Gm	Date	Opponent	Score
QF	Apr. 8	New York	W 8-2
	9	New York	W 5-3
	11	at New York	L 3-4
	12	at New York	L 2-4
	14	New York	W 3-2
	16	at New York	W 4-1
SF	Apr. 19	at Chicago	W 6-3
	21	at Chicago	W 4-1
	23	Chicago	W 5-2
	26	Chicago	W 5-4
F	May 3	at St. Louis	W 6-1
	5	at St. Louis	W 6-2
	7	St. Louis	W 4-1
	10	St. Louis*	W 4-3



Bobby Orr's Stanley Cup-winning goal in overtime on May 10, 1970 was immortalized in this famous Ray Lussier photo for the Boston Record-American.

Player	GP	G	A	PTS	PIM
Phil Esposito	14	13	14	27	16
Bobby Orr	14	9	11	20	14
John Bucyk	14	11	8	19	2
John McKenzie	14	5	12	17	35
Fred Stanfield	14	4	12	16	6
Ken Hodge	14	3	10	13	17
Wayne Cashman	14	5	4	9	50
Derek Sanderson	14	5	4	9	72
Ed Westfall	14	3	5	8	4
Wayne Carleton	14	2	4	6	14
Don Awrey	14	0	5	5	32
Rick Smith	14	1	3	4	17
Dallas Smith	14	0	3	3	19
Don Marcotte	14	2	0	2	11
Bill Speer	8	1	0	1	4
Jim Lorentz	11	1	0	1	4
Gerry Cheevers	13	0	1	1	2
Ed Johnston	1	0	0	0	2
Dan Schock	1	0	0	0	0
Bill Lesuk	2	0	0	0	0
Gary Doak	8	0	0	0	9

Goaltender	GP	MINS	W-L	GA	GAA
Gerry Cheevers	13	781	12-1	29	2.23

# PLAYOFF SCORING & RESULTS

Ed Johnston 1 60 0-1 4 4.00

## 1970 NOTABLES:

- The Bruins return to the Stanley Cup Finals for the first time since 1958 and win their first championship in 29 years for the fourth Cup in their history.
- Bobby Orr wins the Conn Smythe Trophy as playoff MVP.
- Phil Esposito leads the league in post-season scoring with an NHL record 13 goals and 27 points.
- Bobby Orr sets league records for a defenseman in a playoff year with nine goals and 20 points.
- Orr sets a club playoff record with a 14-game point streak, compiling 9-11=20 totals while tallying at least one point in every post-season game.
- The Bruins set a club record with ten consecutive victories, winning the final two games of their Quarter-Final series and sweeping both the Semi-Final and Final series. Gerry Cheevers plays every game in goal in setting the team mark for consecutive wins by a goaltender.
- April 11, 1970: Wayne Cashman sets a club record for penalty minutes in a playoff game with 32 PIM at NY Rangers.
- April 19, 1970: Phil Esposito scores his club-record second hat trick of the post-season in a 6-3 win vs. Chicago and brother Tony.
- May 10, 1970: Bobby Orr scores the most famous goal in Bruins history with the Stanley Cup-winning goal at 0:40 of overtime in game four vs. St. Louis.

## 1971

Gm	Date	Opponent	Score
QF	Apr. 7	Montreal	W 3-1
	8	Montreal	L 5-7
	10	at Montreal	L 1-3
	11	at Montreal	W 5-2
	13	Montreal	W 7-3
	15	at Montreal	L 3-8
	18	Montreal	L 2-4

Player	GP	G	A	PTS	PIM
Bobby Orr	7	5	7	12	25
Phil Esposito	7	3	7	10	6
Fred Stanfield	7	3	4	7	0
John Bucyk	7	2	5	7	0
Ken Hodge	7	2	5	7	6
Wayne Cashman	7	3	2	5	15
John McKenzie	7	2	3	5	22
Derek Sanderson	7	2	1	3	13
Ed Westfall	7	1	2	3	2
Dallas Smith	7	0	3	3	26
Mike Walton	5	2	0	2	19
Ted Green	7	1	0	1	25
Ace Bailey	1	0	0	0	10
Ed Johnston	1	0	0	0	0
Reg Leach	3	0	0	0	0
Wayne Carleton	4	0	0	0	0
Don Marcotte	4	0	0	0	0
Gerry Cheevers	6	0	0	0	4
Rick Smith	6	0	0	0	0
Don Awrey	7	0	0	0	17
Goaltender	GP	MINS	W-L	GA	GAA
Gerry Cheevers	6	360	3-3	21	3.50
Ed Johnston	1	60	0-1	7	7.00

## 1971 NOTABLES:

- April 8, 1971: Bobby Orr ties a club record with three second period assists. Boston has a 5-1 lead in the second period, but Montreal scores six unanswered goals to take a 7-5 win.
- April 11, 1971: Bobby Orr becomes the first defenseman in league history to score a playoff hat trick in a 5-2 win in Montreal.

## 1972

Gm	Date	Opponent	Score
QF	Apr. 5	Toronto	W 5-0
	6	Toronto*	L 3-4
	8	at Toronto	W 2-0
	9	at Toronto	W 5-4
	11	Toronto	W 3-2
SF	Apr. 18	St. Louis	W 6-1
	20	St. Louis	W 10-2
	23	at St. Louis	W 7-2
	25	at St. Louis	W 5-3
F	Apr. 30	NY Rangers	W 6-5
	May 2	NY Rangers	W 2-1
	4	at NY Rangers	L 2-5
	7	at NY Rangers	W 3-2

May 9 NY Rangers L 2-3  
11 at NY Rangers W 3-0

Player	GP	G	A	PTS	PIM
Phil Esposito	15	9	15	24	24
Bobby Orr	15	5	19	24	19
John Bucyk	15	9	11	20	6
Ken Hodge	15	9	8	17	62
John McKenzie	15	5	12	17	37
Fred Stanfield	15	7	9	16	0
Mike Walton	15	6	6	12	13
Wayne Cashman	15	4	7	11	42
Ed Westfall	15	4	3	7	10
Ace Bailey	13	2	4	6	16
Don Awrey	15	0	4	4	45
Dallas Smith	15	0	4	4	22
Don Marcotte	14	3	0	3	6
Derek Sanderson	11	1	1	2	44
Carol Vadnais	15	0	2	2	43
Chris Hayes	1	0	0	0	0
Garry Peters	1	0	0	0	0
Ed Johnston	7	0	0	0	0
Gerry Cheevers	8	0	0	0	0
Ted Green	10	0	0	0	0

Goaltender	GP	MINS	W-L	GA	GAA
Ed Johnston	7	420	6-1	13	1.86
Gerry Cheevers	8	483	6-2	21	2.61



Milt Schmidt was involved in four of Boston's six Stanley Cup championships, winning two as a player and two as a General Manager. He is pictured here with coach Tom Johnson (center) and Bobby Orr (right).

## 1972 NOTABLES:

- Bobby Orr wins his second Conn Smythe Trophy as the post-season MVP.
- Orr sets a league record for assists by a defenseman in one post-season with 19. Orr and Phil Esposito lead the NHL in post-season scoring with 24 points each.
- The Bruins score 28 goals in their Semi-Final series sweep vs. St. Louis and the teams combine for 36 goals. It is a league record for goals by one team and by both teams in a four-game series.
- The Bruins set a club record for road wins in one playoff year with a 6-1 road record.
- April 9, 1972: Bobby Orr ties a club mark with three assists in the third period of a 5-4 win in Toronto.
- April 20, 1972: The Bruins tie a team record for goals in a playoff game with a 10-2 victory over St. Louis.
- April 30, 1972: Phil Esposito ties a club mark with three assists in the second period of a 6-5 win vs. NY Rangers.
- May 11, 1972: Gerry Cheevers makes 33 saves and Bobby Orr scores the Cup-winning goal at 11:18 of the first period for a 3-0 win at NY Rangers. It is the Bruins' second Stanley Cup in three years and the fifth championship in their history.

## 1973

Gm	Date	Opponent	Score
QF	Apr. 4	NY Rangers	L 2-6
	5	NY Rangers	L 2-4
	7	at NY Rangers	W 4-2
	8	at NY Rangers	L 0-4
	10	NY Rangers	L 3-6

Player	GP	G	A	PTS	PIM
Gregg Sheppard	5	2	1	3	0
Derek Sanderson	5	1	2	3	13
John Bucyk	5	0	3	3	0
Doug Roberts	5	2	0	2	6
Wayne Cashman	5	1	1	2	4

Don Marcotte	5	1	1	2	0
Bobby Orr	5	1	1	2	7
Fred Stanfield	5	1	1	2	0
Mike Walton	5	1	1	2	2
Dallas Smith	5	0	2	2	2
Ken Hodge	5	1	0	1	7
Phil Esposito	2	0	1	1	2
Fred O'Donnell	5	0	1	1	5
Ross Brooks	1	0	0	0	0
Gary Doak	2	0	0	0	2
Jacques Plante	2	0	0	0	0
Ed Johnston	3	0	0	0	0
Don Awrey	4	0	0	0	6
Nick Beverley	4	0	0	0	0
Terry O'Reilly	5	0	0	0	2
Carol Vadnais	5	0	0	0	8

Goaltender	GP	MINS	W-L	GA	GAA
Ed Johnston	3	160	1-2	9	3.38
Jacques Plante	2	120	0-2	10	5.00
Ross Brooks	1	20	0-0	3	9.00

## 1974

Gm	Date	Opponent	Score
QF	Apr. 10	Toronto	W 1-0
	11	Toronto	W 6-3
	13	at Toronto	W 6-3
	14	at Toronto*	W 4-3
SF	Apr. 18	Chicago	L 2-4
	21	Chicago	W 8-6
	23	at Chicago*	L 3-4
	25	at Chicago	W 5-2
	28	Chicago	W 6-2
	30	at Chicago	W 4-2
F	May 7	Philadelphia	W 3-2
	9	Philadelphia*	L 2-3
	12	at Philadelphia	L 1-4
	14	at Philadelphia	L 2-4
	16	Philadelphia	W 5-1
	19	at Philadelphia	L 0-1

Player	GP	G	A	PTS	PIM
Gregg Sheppard	16	11	8	19	4
John Bucyk	16	8	10	18	4
Bobby Orr	16	4	14	18	28
Ken Hodge	16	6	10	16	16
Phil Esposito	16	9	5	14	25
Wayne Cashman	16	5	9	14	46
Carol Vadnais	16	1	12	13	42
Bobby Schmutz	16	3	6	9	44
Dallas Smith	16	1	7	8	20
Terry O'Reilly	16	2	5	7	38
Don Marcotte	16	4	2	6	8
Andre Savard	16	3	2	5	24
Darryl Edestrand	16	1	2	3	15
Gilles Gilbert	16	0	3	3	8
Dave Forbes	16	0	2	2	6
Doug Gibson	1	0	0	0	0
Al Simmons	1	0	0	0	0
Richie Leduc	5	0	0	0	9
Al Sims	16	0	0	0	12

Goaltender	GP	MINS	W-L	GA	GAA
Gilles Gilbert	16	977	10-6	43	2.64

## 1974 NOTABLES:

- The Semi-Final series vs. Chicago pits Phil Esposito against brother Tony for the second time.
- Gilles Gilbert sets a club record for assists by a goaltender with three in the post-season.
- April 21, 1974: John Bucyk ties a league record with three power play goals in an 8-6 win over Chicago.

## 1975

Gm	Date	Opponent	Score
PS	Apr. 8	Chicago	W 8-2
	10	at Chicago*	L 3-4
	11	Chicago	L 4-6

Player	GP	G	A	PTS	PIM
Bobby Orr	3	1	5	6	2
Bobby Schmutz	3	1	5	6	6
Carol Vadnais	3	1	5	6	0
Phil Esposito	3	4	1	5	0
Gregg Sheppard	3	3	1	4	5
Ken Hodge	3	1	1	2	0
Andre Savard	3	1	1	2	2
Wayne Cashman	1	0	2	2	0
Dallas Smith	3	0	2	2	4



# PLAYOFF SCORING & RESULTS

John Bucyk	3	1	0	1	0
Don Marcotte	3	1	0	1	0
Hank Nowak	3	1	0	1	0
Earl Anderson	3	0	1	1	0
Darryl Edestrand	3	0	1	1	7
Gilles Gilbert	3	0	1	1	0
Gary Doak	3	0	0	0	4
Dave Forbes	3	0	0	0	0
Terry O'Reilly	3	0	0	0	17

Goaltender	GP	MINS	W-L	GA	GAA
Gilles Gilbert	3	188	1-2	12	3.83

## 1975 NOTABLES:

- The Preliminary series vs. Chicago pits Phil Esposito against brother Tony for the third time. Tony prevails for the first time in three tries.
- April 8, 1975: Phil Esposito scores a hat trick against brother Tony in an 8-2 win over Chicago. It is Phil's second career playoff hat trick against his brother.

## 1976

Gm	Date	Opponent	Score
QF	Apr. 11	Los Angeles	W 4-0
	13	Los Angeles*	L 2-3
	15	at Los Angeles	L 4-6
	17	at Los Angeles	W 3-0
	20	Los Angeles	W 7-1
	22	at Los Angeles*	L 3-4
	25	Los Angeles	W 3-0
SF	Apr. 27	at Philadelphia	W 4-2
	29	at Philadelphia*	L 1-2
	May 2	Philadelphia	L 2-5
	4	Philadelphia	L 2-4
	6	at Philadelphia	L 3-6

Player	GP	G	A	PTS	PIM
Jean Ratelle	12	8	8	16	4
Gregg Sheppard	12	5	6	11	6
Brad Park	11	3	8	11	14
Ken Hodge	12	4	6	10	4
Bobby Schmautz	11	2	8	10	13
John Bucyk	12	2	7	9	0
Don Marcotte	12	2	4	6	8
Wayne Cashman	11	1	5	6	16
Andre Savard	12	1	4	5	9
Terry O'Reilly	12	3	1	4	25
Dallas Smith	11	2	2	4	19
Darryl Edestrand	12	1	3	4	23
Dave Forbes	12	1	1	2	5
Gary Doak	12	1	0	1	22
Joe Zanussi	4	0	1	1	2
Gordie Clark	1	0	0	0	0
Doug Halward	1	0	0	0	0
Al Sims	1	0	0	0	0
Ray Maluta	2	0	0	0	0
Steve Langdon	4	0	0	0	0
Gerry Cheevers	6	0	0	0	0
Gilles Gilbert	6	0	0	0	2
Hank Nowak	10	0	0	0	8
Mike Milbury	11	0	0	0	29

Goaltender	GP	MINS	W-L	GA	GAA
Gerry Cheevers	6	392	2-4	14	2.14
Gilles Gilbert	6	360	3-3	19	3.17

## 1976 NOTABLES:

- Gerry Cheevers and Gilles Gilbert combine for a team record three shutouts in one playoff year.
- April 13, 1976: Los Angeles' Butch Goring scores the fastest goal in Boston playoff overtime history, scoring at 0:27 to give the Kings a 3-2 victory.
- May 6, 1976: Philadelphia's Reggie Leach ties an NHL record with five goals in a 6-3 Flyers win over Boston in the final game of their Semi-Final series.

## 1977

Gm	Date	Opponent	Score
QF	Apr. 11	Los Angeles	W 8-3
	13	Los Angeles	W 6-2
	15	at Los Angeles	W 7-6
	17	at Los Angeles	L 4-7
	19	Los Angeles	L 1-3
	21	at Los Angeles	W 4-3
SF	Apr. 24	at Philadelphia*	W 4-3
	26	at Philadelphia*	W 5-4
	28	Philadelphia	W 2-1

	May 1	Philadelphia	W 3-0
F	May 7	at Montreal	L 3-7
	10	at Montreal	L 0-3
	12	Montreal	L 2-4
	14	Montreal*	L 1-2

Player	GP	G	A	PTS	PIM
Jean Ratelle	14	5	12	17	4
Bob Schmautz	14	11	1	12	10
Gregg Sheppard	14	5	7	12	8
Brad Park	14	2	10	12	4
Don Marcotte	14	5	6	11	10
Terry O'Reilly	14	5	6	11	28
Rick Middleton	13	5	4	9	0
Wayne Cashman	14	1	8	9	18
Rick Smith	14	0	9	9	14
Peter McNab	14	5	3	8	2
Stan Jonathan	14	4	2	6	24
Mike Milbury	13	2	2	4	47
John Wensink	13	0	3	3	8
Gary Doak	14	0	2	2	26
Matti Hagman	8	0	1	1	0
Dave Forbes	14	0	1	1	2
Gilles Gilbert	1	0	0	0	0
Earl Anderson	2	0	0	0	0
Al Sims	2	0	0	0	0
Darryl Edestrand	3	0	0	0	2
John Bucyk	5	0	0	0	0
Doug Halward	6	0	0	0	4
Gerry Cheevers	14	0	0	0	4

Goaltender	GP	MINS	W-L	GA	GAA
Gerry Cheevers	14	858	8-5	44	3.08
Gilles Gilbert	1	20	0-1	3	9.00

## 1977 NOTABLES:

- Bobby Schmautz ties a team record for goals in a playoff series, scoring eight times in the Quarter-Final series vs. Los Angeles.
- April 11, 1977: Bobby Schmautz sets a club record for goals in one playoff period, scoring a first period hat trick in an 8-3 win over Los Angeles. Jean Ratelle ties a club record for assists in a period with three in the first.
- April 15, 1977: Bobby Schmautz scores the fastest goal from the start of a period in team history, scoring at the 0:10 mark of the third period in a 7-6 win over Los Angeles.
- April 26, 1977: The Bruins and Flyers combine for the second-fastest four goals in league history, as Boston scored three goals and Philadelphia added one in a 1:38 span of the second period.

## 1978

Gm	Date	Opponent	Score
QF	Apr. 17	Chicago	W 6-1
	19	Chicago*	W 4-3
	21	at Chicago*	W 4-3
	23	at Chicago	W 5-2
SF	May 2	Philadelphia*	W 3-2
	4	Philadelphia	W 7-5
	7	at Philadelphia	L 1-3
	9	at Philadelphia	W 4-2
	11	Philadelphia	W 6-3
F	May 13	at Montreal	L 1-4
	16	at Montreal*	L 2-3
	18	Montreal	W 4-0
	21	Montreal*	W 4-3
	23	at Montreal	L 1-4
	25	Montreal	L 1-4

Player	GP	G	A	PTS	PIM
Brad Park	15	9	11	20	24
Peter McNab	15	8	11	19	2
Bobby Schmautz	15	7	8	15	11
Terry O'Reilly	15	5	10	15	40
Gregg Sheppard	15	2	10	12	6
John Bucyk	15	4	6	10	13
Jean Ratelle	15	3	7	10	0
Don Marcotte	15	5	4	9	8
Mike Milbury	15	1	8	9	27
Rick Middleton	15	5	2	7	0
Rick Smith	15	1	5	6	18
John Wensink	15	2	2	4	54
Bob Miller	13	0	3	3	15
Gary Doak	12	1	0	1	4
Dennis O'Brien	14	0	1	1	28
Stan Jonathan	15	0	1	1	36
Ron Grahame	4	0	0	0	0
Al Sims	8	0	0	0	0
Gerry Cheevers	12	0	0	0	6

Goaltender	GP	MINS	W-L	GA	GAA
Ron Grahame	4	202	2-1	7	2.08
Gerry Cheevers	12	731	8-4	35	2.87

## 1978 NOTABLES:

- The Bruins set a club record with four overtime wins in the post-season.
- Brad Park ties Bobby Orr's league record for goals by a defenseman in one playoff year with nine.

## 1979

Gm	Date	Opponent	Score
QF	Apr. 16	Pittsburgh	W 6-2
	18	Pittsburgh	W 4-3
	21	at Pittsburgh	W 2-1
	22	at Pittsburgh	W 4-1
SF	Apr. 26	at Montreal	L 2-4
	28	at Montreal	L 2-5
	May 1	Montreal	W 2-1
	3	Montreal*	W 4-3
	5	at Montreal	L 1-5
	8	Montreal	W 5-2
	10	at Montreal*	L 4-5

Player	GP	G	A	PTS	PIM
Jean Ratelle	11	7	6	13	2
Rick Middleton	11	4	8	12	0
Wayne Cashman	10	4	5	9	8
Don Marcotte	11	5	3	8	10
Peter McNab	11	5	3	8	0
Mike Milbury	11	1	7	8	7
Terry O'Reilly	11	0	6	6	25
Stan Jonathan	11	4	1	5	12
Brad Park	11	1	4	5	8
Bob Schmautz	11	2	2	4	6
Dwight Foster	11	1	3	4	0
Dick Redmond	11	1	3	4	2
Rick Smith	11	0	4	4	12
Bob Miller	11	1	1	2	8
Gary Doak	7	0	2	2	4
Al Sims	11	0	2	2	0
John Wensink	8	0	1	1	19
Al Secord	4	0	0	0	0
Gilles Gilbert	5	0	0	0	0
Gerry Cheevers	6	0	0	0	0

Goaltender	GP	MINS	W-L	GA	GAA
Gerry Cheevers	6	360	4-2	15	2.50
Gilles Gilbert	5	314	3-2	16	3.06

## 1980

Gm	Date	Opponent	Score
PS	Apr. 8	Pittsburgh	L 2-4
	10	Pittsburgh	W 4-1
	12	at Pittsburgh	L 1-4
	13	at Pittsburgh	W 8-3
	14	Pittsburgh	W 6-2
QF	Apr. 16	NY Islanders*	L 1-2
	17	NY Islanders*	L 4-5
	19	at NY Islanders	L 3-5
	21	at NY Islanders*	W 4-3
	22	NY Islanders	L 2-4

Player	GP	G	A	PTS	PIM
Peter McNab	10	8	6	14	2
Ray Bourque	10	2	9	11	27
Terry O'Reilly	10	3	6	9	69
Brad Park	10	3	6	9	4
Dwight Foster	9	3	5	8	2
Rick Middleton	10	4	2	6	5
Wayne Cashman	10	3	3	6	32
Bob Miller	10	3	2	5	4
Craig MacTavish	10	2	3	5	7
Don Marcotte	10	2	3	5	4
Dick Redmond	10	0	3	3	9
Al Secord	10	0	3	3	65
Rick Smith	6	1	1	2	2
Brad McCrimmon	10	1	1	2	28
Mike Milbury	10	0	2	2	50
Bobby Lalonde	4	0	1	1	2
Jean Ratelle	3	0	0	0	0
Gary Doak	4	0	0	0	0
John Wensink	4	0	0	0	5
Stan Jonathan	9	0	0	0	29
Gerry Cheevers	10	0	0	0	0

Goaltender	GP	MINS	W-L	GA	GAA
Gerry Cheevers	10	619	4-6	32	3.10

# PLAYOFF SCORING & RESULTS

## 1980 NOTABLES:

- April 17, 1980: The Bruins and Islanders set a league record for penalty minutes in a period, combining for 248 PIM (124 each) in the first. The teams would finish with a combined 254 total in the 5-4 Islanders overtime win.
- April 21, 1980: Rick Middleton ties the game at 19:40 of the third period and Terry O'Reilly nets the game-winner at 17:13 of overtime for a 4-3 win at NY Islanders.

## 1981

Gm	Date	Opponent	Score		
PS	Apr. 8	Minnesota*	L 4-5		
	9	Minnesota	L 6-9		
	11	at Minnesota	L 3-6		
Player	GP	G	A	PTS	PIM
Don Marcotte	3	2	2	4	6
Mike O'Connell	3	1	3	4	2
Brad Park	3	1	3	4	11
Peter McNab	3	3	0	3	0
Bobby Lalonde	3	2	1	3	2
Terry O'Reilly	3	1	2	3	12
Keith Crowder	3	2	0	2	9
Dwight Foster	3	1	1	2	0
Mike Milbury	2	0	1	1	10
Ray Bourque	3	0	1	1	2
Wayne Cashman	3	0	1	1	0
Steve Kasper	3	0	1	1	0
Brad McCrimmon	3	0	1	1	2
Rick Middleton	3	0	1	1	2
Dick Redmond	3	0	1	1	2
Marco Baron	1	0	0	0	0
Mike Gillis	1	0	0	0	0
Stan Jonathan	3	0	0	0	30
Jean Ratelle	3	0	0	0	0
Rogie Vachon	3	0	0	0	0
Goaltender	GP	MINS	W-L	GA	GAA
Rogie Vachon	3	164	0-2	16	5.85
Marco Baron	1	20	0-1	3	9.00

## 1981 NOTABLES:

- April 9, 1981: Peter McNab takes the only Bruins penalty shot in team history, unsuccessful against Minnesota's Don Beaupre.
- April 11, 1981: The Bruins set a league record for shorthanded goals in a playoff game with three in a 6-3 loss in Minnesota. The North Stars also scored a shorthanded goal as the teams combined for an NHL mark of four in one game. Bobby Lalonde sets a league mark with two of the shorthanded goals.

## 1982

Gm	Date	Opponent	Score
DSF	Apr. 7	Buffalo	W 3-1
	8	Buffalo	W 7-3
	10	at Buffalo	L 2-5
	11	at Buffalo	W 5-2
DF	Apr. 15	Quebec	W 4-3
	16	Quebec	W 8-4
	18	at Quebec*	L 2-3
	19	at Quebec	L 2-7
	21	Quebec	L 3-4
	23	at Quebec*	W 6-5
	25	Quebec	L 1-2

Player	GP	G	A	PTS	PIM
Barry Pederson	11	7	11	18	2
Rick Middleton	11	6	9	15	0
Peter McNab	11	6	8	14	6
Terry O'Reilly	11	5	4	9	56
Steve Kasper	11	3	6	9	22
Bruce Crowder	11	5	3	8	9
Ray Bourque	9	1	5	6	16
Brad Park	11	1	4	5	4
Keith Crowder	11	2	2	4	14
Mike O'Connell	11	2	2	4	20
Don Marcotte	11	0	4	4	10
Mike Milbury	11	0	4	4	6
Tom Fergus	6	3	0	3	0
Mike Gillis	11	1	2	3	6
Larry Melnyk	11	0	3	3	40
Wayne Cashman	9	0	2	2	6
Dave Barr	5	1	0	1	0
Randy Hillier	8	0	1	1	16
Mike Moffat	11	0	1	1	8
Mike Krushelnyski	1	0	0	0	2

Rogie Vachon	1	0	0	0	0
Brad McCrimmon	2	0	0	0	2
Dick Redmond	2	0	0	0	0
Stan Jonathan	11	0	0	0	6

Goaltender	GP	MINS	W-L	GA	GAA
Rogie Vachon	1	20	0-0	1	3.00
Mike Moffat	11	663	6-5	38	3.44

## 1982 NOTABLES:

- Barry Pederson sets a club record for assists and points by a rookie in one post-season with 7-11=18 totals.
- April 8, 1982: Barry Pederson ties an NHL record with four points and ties a club record with three goals in the second period of a 7-3 win over Buffalo.
- April 11, 1982: Peter McNab ties an NHL record with four points and ties a club record with three assists in the second period of a 5-2 victory in Buffalo.

## 1983

Gm	Date	Opponent	Score
DSF	Apr. 5	Quebec*	W 4-3
	7	Quebec	W 4-2
	9	at Quebec	L 1-2
	10	at Quebec	W 2-1
DF	Apr. 14	Buffalo	L 4-7
	15	Buffalo	W 5-3
	17	at Buffalo	L 3-4
	18	at Buffalo	W 6-2
	20	Buffalo	W 9-0
	22	at Buffalo	L 3-5
	24	Buffalo*	W 3-2
SF	Apr. 26	NY Islanders	L 2-5
	28	NY Islanders	W 4-1
	30	at NY Islanders	L 3-7
	May 3	at NY Islanders	L 3-8
	5	NY Islanders	W 5-1
	7	at NY Islanders	L 4-8

Player	GP	G	A	PTS	PIM
Rick Middleton	17	11	22	33	6
Barry Pederson	17	14	18	32	21
Ray Bourque	17	8	15	23	10
Mike Krushelnyski	17	8	6	14	12
Brad Park	16	3	9	12	18
Peter McNab	15	3	5	8	4
Mike O'Connell	17	3	5	8	12
Keith Crowder	17	1	6	7	54
Gord Kluzak	17	1	4	5	54
Bruce Crowder	17	3	1	4	32
Craig MacTavish	17	3	1	4	18
Tom Fergus	15	2	2	4	15
Mike Gillis	12	1	3	4	2
Steve Kasper	12	2	1	3	10
Brad Palmer	7	1	0	1	0
Luc Dufour	17	1	0	1	30
Wayne Cashman	8	0	1	1	0
Marty Howe	12	0	1	1	9
Randy Hillier	3	0	0	0	4
Dave Barr	10	0	0	0	2
Larry Melnyk	11	0	0	0	9
Pete Peeters	17	0	0	0	8

Goaltender	GP	MINS	W-L	GA	GAA
Pete Peeters	17	1024	9-8	61	3.57

## 1983 NOTABLES:

- The Bruins tie a league record for most goals in a seven-game series, scoring 33 goals in their Division Final series vs. Buffalo.
- Rick Middleton sets league records for assists and points in a playoff series other than a Final with 5-14=19 totals in the Division Final vs. Buffalo. Barry Pederson's 16 points in that series were the second-most in NHL history in that category.
- Middleton's 22 assists and 33 points are club records for one playoff year.
- Mike Krushelnyski sets a club record for goals by a rookie in one playoff year with eight.
- April 5, 1983: The Bruins come back from an 0-3 second period deficit to beat Quebec by a 4-3 overtime score.
- April 18, 1983: Rick Middleton sets a club record for points in a playoff game with 2-4=6 totals in a 6-2 win in Buffalo.
- April 24, 1983: Brad Park scores at 1:52 of overtime to give the Bruins a 3-2 game seven win over Buffalo in their Division Final series.

## 1984

Gm	Date	Opponent	Score
DSF	Apr. 4	Montreal	L 1-2
	5	Montreal	L 1-3
	7	at Montreal	L 0-5

Player	GP	G	A	PTS	PIM
Tom Fergus	3	2	0	2	9
Ray Bourque	3	0	2	2	0
Barry Pederson	3	0	1	1	2
Craig MacTavish	1	0	0	0	0
Mike Krushelnyski	2	0	0	0	0
John Blum	3	0	0	0	4
Bruce Crowder	3	0	0	0	0
Keith Crowder	3	0	0	0	7
Brian Curran	3	0	0	0	7
Dave Donnelly	3	0	0	0	0
Mike Gillis	3	0	0	0	2
Steve Kasper	3	0	0	0	7
Gord Kluzak	3	0	0	0	0
Rick Middleton	3	0	0	0	0
Mike Milbury	3	0	0	0	12
Jim Nill	3	0	0	0	4
Mike O'Connell	3	0	0	0	0
Terry O'Reilly	3	0	0	0	14
Pete Peeters	3	0	0	0	2
Dave Silk	3	0	0	0	7

Goaltender	GP	MINS	W-L	GA	GAA
Pete Peeters	3	180	0-3	10	3.33

## 1985

Gm	Date	Opponent	Score
DSF	Apr. 10	at Montreal	W 5-3
	11	at Montreal	L 3-5
	13	Montreal	L 2-4
	14	Montreal	W 7-6
	16	at Montreal	L 0-1

Player	GP	G	A	PTS	PIM
Ken Linseman	5	4	6	10	8
Mike O'Connell	5	1	5	6	0
Keith Crowder	4	3	2	5	19
Charlie Simmer	5	2	2	4	2
Rick Middleton	5	3	0	3	0
Terry O'Reilly	5	1	2	3	9
Ray Bourque	5	0	3	3	4
Butch Goring	5	1	1	2	0
Geoff Courtnall	5	0	2	2	7
Steve Kasper	5	1	0	1	9
Dave Reid	5	1	0	1	0
Frank Simonetti	5	0	1	1	2
Dave Donnelly	1	0	0	0	0
Morris Lukowich	1	0	0	0	0
Nevin Markwart	1	0	0	0	0
Pete Peeters	1	0	0	0	0
Doug Kears	4	0	0	0	0
John Blum	5	0	0	0	13
Tom Fergus	5	0	0	0	4
Mike Milbury	5	0	0	0	10
Louis Sleigher	5	0	0	0	4
Mats Thelin	5	0	0	0	6

Goaltender	GP	MINS	W-L	GA	GAA
Doug Kears	4	240	2-2	15	3.75
Pete Peeters	1	60	0-1	4	4.00

## 1985 NOTABLES:

- April 14, 1985: The Bruins come back from a 1-4 second period deficit, including four goals in a 4:41 span, to take a 7-6 win over Montreal and force a deciding game five in their Division Semi-Final series. Ken Linseman ties a league record with four second period points (2-2=4) to lead the comeback.
- April 16, 1985: Montreal's Mats Naslund scores the series-clinching goal at 19:09 of the third period in a 1-0 Canadiens victory.

## 1986

Gm	Date	Opponent	Score
DSF	Apr. 9	at Montreal	L 1-3
	10	at Montreal	L 2-3
	12	Montreal	L 3-4

Player	GP	G	A	PTS	PIM
Randy Burridge	3	0	4	4	12
Keith Crowder	3	2	0	2	21
Gord Kluzak	3	1	1	2	16
Dwight Foster	3	0	2	2	2

# PLAYOFF SCORING & RESULTS

Steve Kasper	3	1	0	1	4
Reed Larson	3	1	0	1	6
Barry Pederson	3	1	0	1	0
Ken Linseman	3	0	1	1	17
Dave Pasi	3	0	1	1	0
Mike Milbury	1	0	0	0	17
Pat Riggan	1	0	0	0	2
Louis Sleigher	1	0	0	0	14
Brian Curran	2	0	0	0	4
Jay Miller	2	0	0	0	17
Kraig Nienhuis	2	0	0	0	14
Bill Ranford	2	0	0	0	0
John Blum	3	0	0	0	6
Ray Bourque	3	0	0	0	0
Geoff Courtnall	3	0	0	0	2
Charlie Simmer	3	0	0	0	4
Frank Simonetti	3	0	0	0	0
Michael Thelven	3	0	0	0	0

Goaltender	GP	MINS	W-L	GA	GAA
Pat Riggan	1	60	0-1	3	3.00
Bill Ranford	2	120	0-2	7	3.50

## 1987

Gm	Date	Opponent	Score
DSF	Apr. 8	at Montreal	L 2-6
	9	at Montreal*	L 3-4
	11	Montreal	L 4-5
	12	Montreal	L 2-4

Player	GP	G	A	PTS	PIM
Cam Neely	4	5	1	6	8
Rick Middleton	4	2	2	4	0
Thomas Gradin	4	0	4	4	0
Ray Bourque	4	1	2	3	0
Ken Linseman	4	1	1	2	22
Tom McCarthy	4	1	1	2	4
Steve Kasper	3	0	2	2	0
Reed Larson	4	0	2	2	2
Randy Burridge	2	1	0	1	2
Keith Crowder	4	0	1	1	4
Charlie Simmer	1	0	0	0	2
Lyndon Byers	1	0	0	0	0
Geoff Courtnall	1	0	0	0	0
Doug Keans	2	0	0	0	4
Bill Ranford	2	0	0	0	0
Dave Reid	2	0	0	0	0
Dwight Foster	3	0	0	0	0
Bob Sweeney	3	0	0	0	0
Nevin Markwart	4	0	0	0	9
Frank Simonetti	4	0	0	0	6
Mike Milbury	4	0	0	0	4
Wade Campbell	4	0	0	0	11
Greg Johnston	4	0	0	0	0
Allen Pedersen	4	0	0	0	4

Goaltender	GP	MINS	W-L	GA	GAA
Bill Ranford	2	123	0-2	8	3.90
Doug Keans	2	120	0-2	11	5.50

## 1988

Gm	Date	Opponent	Score
DSF	Apr. 6	Buffalo	W 7-3
	7	Buffalo	W 4-1
	9	at Buffalo	L 2-6
	10	at Buffalo*	L 5-6
	12	Buffalo	W 5-4
	14	at Buffalo	W 5-2
DF	Apr. 18	at Montreal	L 2-5
	20	at Montreal	W 4-3
	22	Montreal	W 3-1
	24	Montreal	W 2-0
	26	at Montreal	W 4-1
SF	May 2	New Jersey	W 5-3
	4	New Jersey*	L 2-3
	6	at New Jersey	W 6-1
	8	at New Jersey	L 1-3
	10	New Jersey	W 7-1
	12	at New Jersey	L 3-6
	14	New Jersey	W 6-2
F	May 18	at Edmonton	L 1-2
	20	at Edmonton	L 2-4
	22	Edmonton	L 3-6
	24	Edmonton**	3-3
	26	at Edmonton	L 3-6

\*\* - Game suspended (blackout). Statistics from this game are included in player totals but it is not an 'official' game played.

Player	GP	G	A	PTS	PIM
Ken Linseman	23	11	14	25	56
Ray Bourque	23	3	18	21	26
Cam Neely	23	9	8	17	51
Craig Janney	23	6	10	16	11
Bobby Joyce	23	8	6	14	18
Glen Wesley	23	6	8	14	22
Bob Sweeney	23	6	8	14	66
Steve Kasper	23	7	6	13	10
Gord Kluzak	23	4	8	12	59
Keith Crowder	23	3	9	12	44
Randy Burridge	23	2	10	12	14
Rick Middleton	19	5	5	10	4
Tom McCarthy	13	3	4	7	18
Moe Lemay	15	4	2	6	32
Michael Thelven	21	3	3	6	26
Willi Plett	17	2	4	6	74
Lyndon Byers	11	1	2	3	62
Greg Hawgood	3	1	0	1	0
Bruce Shobottom	4	1	0	1	42
Greg Johnston	3	0	1	1	2
John Blum	3	0	1	1	0
Reed Larson	8	0	1	1	6
Reggie Lemelin	17	0	1	1	2
Nevin Markwart	2	0	0	0	2
Andy Moog	7	0	0	0	0
Billy O'Dwyer	9	0	0	0	0
Jay Miller	12	0	0	0	124
Allen Pedersen	21	0	0	0	32

Goaltender	GP	MINS	W-L	GA	GAA
Reggie Lemelin	17	1027	11-6	45	2.63
Andy Moog	7	354	1-4	25	4.24

## 1988 NOTABLES:

- The Bruins return to the Stanley Cup Finals for the first time since 1978.
- The Bruins set two playoff power play goal records, with their 11 goals scored in the Semi-Final vs. New Jersey their most in one series and the 17 combined in the Division Semi-Final series vs. Buffalo (Boston, 6; Buffalo, 11) the most by both teams in one series.
- The Bruins set three club post-season penalty minute records in their Division Semi-Final series vs. Buffalo, taking 95 penalties, recording 308 penalty minutes and both teams combining for 611 PIM.
- Ray Bourque's 18 assists are the fourth-highest total by a defenseman in one post-season in league history.
- Bobby Joyce ties a club record for post-season goals by a rookie with eight.
- Jay Miller sets a club record for penalty minutes in one playoff year with 124.
- April 9, 1988: Buffalo's John Tucker takes the first playoff penalty shot against the Bruins since 1937, scoring against Andy Moog.
- April 26, 1988: Cam Neely and Steve Kasper score twice each and the Bruins clinch their Division Final series with a 4-1 win in Montreal. It is Boston's first post-season series win over Montreal since 1943.
- May 24, 1988: Game four of the Stanley Cup Final series vs. Edmonton becomes the game that was never officially played when a blown transformer in North Station causes a power outage in Boston Garden. NHL officials and representatives from both teams agree to play the game as a game seven should it become necessary. Player statistics from the game are included in player post-season totals.

## 1989

Gm	Date	Opponent	Score
DSF	Apr. 5	Buffalo	L 0-6
	6	Buffalo	W 5-3
	8	at Buffalo	W 4-2
	9	at Buffalo	W 3-2
	11	Buffalo	W 4-1
DF	Apr. 17	at Montreal	L 2-3
	19	at Montreal*	L 2-3
	21	Montreal	L 4-5
	23	Montreal	W 3-2
	25	at Montreal	L 2-3

Player	GP	G	A	PTS	PIM
Craig Janney	10	4	9	13	21
Cam Neely	10	7	2	9	8
Michael Thelven	10	1	7	8	8
Bobby Joyce	9	5	2	7	2
Randy Burridge	9	5	2	7	8
Bob Sweeney	10	2	4	6	19
Ray Neufeld	10	2	3	5	9
Ray Bourque	10	0	4	4	6
John Carter	10	1	2	3	6

Bob Carpenter	8	1	1	2	4
Bruce Shobottom	10	0	2	2	35
Greg Hawgood	10	0	2	2	2
Glen Wesley	10	0	2	2	4
Keith Crowder	10	0	2	2	37
Andy Brickley	10	0	2	2	0
Greg Johnston	10	1	0	1	6
Andy Moog	6	0	1	1	0
Garry Galley	9	0	1	1	33
Carl Mokosak	1	0	0	0	0
Robert Cimetta	1	0	0	0	15
Lyndon Byers	2	0	0	0	0
Reggie Lemelin	4	0	0	0	2
Allen Pedersen	10	0	0	0	2

Goaltender	GP	MINS	W-L	GA	GAA
Andy Moog	6	360	4-2	14	2.33
Reggie Lemelin	4	252	1-3	16	3.81

## 1989 NOTABLES:

- April 6, 1989: The Bruins come back from an 0-3 second period deficit vs. Buffalo for a 5-3 victory.
- April 23, 1989: The Bruins score the fastest two playoff goals in club history as Cam Neely and Michael Thelven tally twice in an 0:07 span in a 3-2 victory over Montreal.

## 1990

Gm	Date	Opponent	Score
DSF	Apr. 5	Hartford	L 3-4
	7	Hartford	W 3-1
	9	at Hartford	L 3-5
	11	at Hartford	W 6-5
	13	Hartford	W 3-2
	15	at Hartford*	L 2-3
	17	Hartford	W 3-1
DF	Apr. 19	Montreal	W 1-0
	21	Montreal*	W 5-4
	23	at Montreal	W 6-3
	25	at Montreal	L 1-4
	27	Montreal	W 3-1
SF	May 3	Washington	W 5-3
	5	Washington	W 3-0
	7	at Washington	W 4-1
	9	at Washington	W 3-2
F	May 15	Edmonton*	L 2-3
	18	Edmonton	L 2-7
	20	at Edmonton	W 2-1
	22	at Edmonton	L 1-5
	24	Edmonton	L 1-4

Player	GP	G	A	PTS	PIM
Cam Neely	21	12	16	28	51
Craig Janney	18	3	19	22	2
Ray Bourque	17	5	12	17	16
Randy Burridge	21	4	11	15	14
Dave Poulin	1	8	5	13	8
Brian Propp	20	4	9	13	2
Bob Carpenter	21	4	6	10	39
John Carter	21	6	3	9	45
Glen Wesley	21	2	6	8	36
Garry Galley	21	3	3	6	34
Don Sweeney	21	1	5	6	18
Dave Christian	21	4	1	5	4
Greg Hawgood	15	1	3	4	12
John Byce	8	2	0	2	2
Bob Beers	14	1	1	2	18
Bob Sweeney	20	0	2	2	30
Greg Johnston	5	1	0	1	4
Lyndon Byers	17	1	0	1	12
Jim Wiemer	8	0	1	1	4
Peter Douris	8	0	1	1	5
Lou Crawford	1	0	0	0	0
Billy O'Dwyer	1	0	0	0	2
Andy Brickley	2	0	0	0	0
Reggie Lemelin	3	0	0	0	0
Bobby Gould	17	0	0	0	4
Andy Moog	20	0	0	0	6
Allen Pedersen	21	0	0	0	41

Goaltender	GP	MINS	W-L	GA	GAA
Andy Moog	20	1196	13-7	44	2.21
Reggie Lemelin	3	136	0-1	13	5.74

## 1990 NOTABLES:

- The Bruins set a team record for wins in one post-season with a 13-8 record overall and tie the club mark for home playoff wins with an 8-4 home mark.
- The Bruins face two penalty shots in the same post-season for the first time in their history with Andy Moog stopping



# PLAYOFF SCORING & RESULTS

Washington's Kelly Miller on May 3 in the Conference Final and Reggie Lemelin stopping Edmonton's Petr Klima on May 18 in the Stanley Cup Final.

- April 11, 1990: The Bruins prevent the Whalers from going up 3-1 in their Division Semi-Final series as they come back from a 2-5 third period deficit to score four straight goals and even the series at two games apiece with a 6-5 win.
- May 3, 1990: Cam Neely scores in a 5-3 win over Washington to become Boston's all-time playoff goal leader.
- May 15, 1990: The Bruins and Oilers play the longest game in Stanley Cup Finals history as Edmonton's Petr Klima scores at 15:13 of the third overtime period to give the Oilers a 3-2 win after 115:13 of play.
- May 20, 1990: John Byrne ties the NHL record for fastest goal at the start of a playoff game, scoring just 0:10 into the first period in a 2-1 win in Edmonton.

## 1991

Gm	Date	Opponent	Score
DSF	Apr.	3 Hartford	L 2-5
		5 Hartford	W 4-3
		7 at Hartford	W 6-3
		9 at Hartford	L 3-4
DF	Apr.	11 Hartford	W 6-1
		13 at Hartford	W 3-1
		17 Montreal	W 2-1
		19 Montreal*	L 3-4
		21 at Montreal	W 3-2
		23 at Montreal	L 2-6
SF	May	25 Montreal	W 4-1
		27 at Montreal*	L 2-3
		29 Montreal	W 2-1
		1 Pittsburgh	W 6-3
		3 Pittsburgh*	W 5-4
		5 at Pittsburgh	L 1-4
		7 at Pittsburgh	L 1-4
	9	Pittsburgh	L 2-7
	11	at Pittsburgh	L 3-5



Ray Bourque became Boston's all-time leading playoff scorer on April 21, 1991.

Player	GP	G	A	PTS	PIM
Ray Bourque	19	7	18	25	12
Craig Janney	18	4	18	22	11
Cam Neely	19	16	4	20	36
Vladimir Ruzicka	17	2	11	13	0
Dave Christian	19	8	4	12	4
Glen Wesley	19	2	9	11	19
Ken Hodge	15	4	6	10	6
Dave Poulin	16	0	9	9	20
Petri Skriko	18	4	4	8	4
Bob Sweeney	17	4	2	6	45
Garry Galley	16	1	5	6	17
Jeff Lazaro	19	3	2	5	30
Jim Wiemer	16	1	3	4	14
Don Sweeney	19	3	0	3	25
Randy Burridge	19	0	3	3	39
Chris Nilan	19	0	2	2	62
Nevin Markwart	12	1	0	1	22
Bob Carpenter	1	0	1	1	2
Stephane Quintal	3	0	1	1	7
Peter Douris	7	0	1	1	6
Lyndon Byers	1	0	0	0	10
Chris Winnes	1	0	0	0	0
Wes Walz	2	0	0	0	0
Reggie Lemelin	2	0	0	0	0
Bob Beers	6	0	0	0	4
Allen Pedersen	8	0	0	0	10
Ron Hoover	8	0	0	0	18
Ken Hammond	8	0	0	0	10
Andy Moog	19	0	0	0	4
<b>Goaltender</b>	<b>GP</b>	<b>MINS</b>	<b>W-L</b>	<b>GA</b>	<b>GAA</b>
Reggie Lemelin	2	32	0-0	0	0.00

Andy Moog 19 1134 10-9 60 3.17

## 1991 NOTABLES:

- The Bruins set a club record with 24 power play goals in this post-season.
- Cam Neely ties an NHL record with nine power play goals in one post-season. His 16 goals overall are a team record.
- Ray Bourque's 18 assists tie his own mark of the fourth-highest total by a defenseman in one post-season in league history. His 7-18=25 totals in the playoffs are the most ever by a Bruins defenseman.
- April 11, 1991: The Bruins tie a league record with four power play goals in the third period in a 6-1 win over Hartford. Their six goals overall in the third period are the most in team history.
- April 21, 1991: Ray Bourque has an assist in a 3-2 win in Montreal to become Boston's all-time leading playoff scorer.
- April 25, 1991: Cam Neely scores the fastest two goals by one player in team history, scoring at 7:58 and 8:09 of the third period in a 4-1 win over Montreal. He finishes with his second hat trick of this post-season, tying Phil Esposito's club mark for one playoff year.

## 1992

Gm	Date	Opponent	Score
DSF	Apr.	19 Buffalo	L 2-3
		21 Buffalo*	W 3-2
		23 at Buffalo	W 3-2
		25 at Buffalo*	W 5-4
		27 Buffalo	L 0-2
DF	May	29 at Buffalo	L 3-9
		1 Buffalo	W 3-2
		3 at Montreal	W 6-4
		5 at Montreal*	W 3-2
		7 Montreal	W 3-2
		9 Montreal	W 2-0
SF	May	17 at Pittsburgh*	L 3-4
		19 at Pittsburgh	L 2-5
		21 Pittsburgh	L 1-5
		23 Pittsburgh	L 1-5

Player	GP	G	A	PTS	PIM
Adam Oates	15	5	14	19	4
Joe Juneau	15	4	8	12	21
Ray Bourque	12	3	6	9	12
Ted Donato	15	3	4	7	4
Dave Reid	15	2	5	7	4
Glen Murray	15	4	2	6	10
Dave Poulin	15	3	3	6	22
Glen Wesley	15	2	4	6	16
Peter Douris	7	2	3	5	0
Vladimir Ruzicka	13	2	3	5	2
Steve Leach	15	4	0	4	10
Jim Wiemer	15	1	3	4	14
Gord Hynes	12	1	2	3	6
Steve Heinze	7	0	3	3	17
Brent Hughes	10	2	0	2	20
Bob Sweeney	14	1	0	1	25
Gord Murphy	15	1	0	1	12
Bob Carpenter	8	0	1	1	6
Jeff Lazaro	9	0	1	1	2
Andy Moog	15	0	1	1	17
Bob Beers	1	0	0	0	0
Clark Donatelli	2	0	0	0	0
Reggie Lemelin	2	0	0	0	0
Matt Hervey	5	0	0	0	4
Lyndon Byers	5	0	0	0	12
Don Sweeney	15	0	0	0	10

Goaltender	GP	MINS	W-L	GA	GAA
Andy Moog	15	866	8-7	46	3.19
Reggie Lemelin	2	54	0-0	3	3.33

## 1992 NOTABLES:

- Andy Moog sets a club record for penalty minutes by a goaltender in one playoff year with 17.
- April 21, 1992: Adam Oates scores the unassisted game-winning goal at 11:14 of overtime directly off of the face-off drop.

## 1993

Gm	Date	Opponent	Score
DSF	Apr.	18 Buffalo*	L 4-5
		20 Buffalo	L 0-4
		22 at Buffalo*	L 3-4
		24 at Buffalo*	L 5-6

Player	GP	G	A	PTS	PIM
Adam Oates	4	0	9	9	4
Joe Juneau	4	2	4	6	6
Cam Neely	4	4	1	5	4
Steve Leach	4	1	1	2	2
Dave Poulin	4	1	1	2	10
Steve Heinze	4	1	1	2	2
Ray Bourque	4	1	0	1	2
Peter Douris	4	1	0	1	0
Bryan Smolinski	4	1	0	1	2
David Shaw	4	0	1	1	6
Ted Donato	4	0	1	1	0
Brent Hughes	1	0	0	0	2
Jim Wiemer	1	0	0	0	4
John Blue	2	0	0	0	0
Andy Moog	3	0	0	0	0
Tim Sweeney	3	0	0	0	0
Stephane Richer	3	0	0	0	0
Darin Kimble	4	0	0	0	2
Gordie Roberts	4	0	0	0	6
Don Sweeney	4	0	0	0	4
Glen Wesley	4	0	0	0	0
Dmitri Kvartalnov	4	0	0	0	0

Goaltender	GP	MINS	W-L	GA	GAA
John Blue	2	96	0-1	5	3.13
Andy Moog	3	161	0-3	14	5.22

## 1994

Gm	Date	Opponent	Score
CQF	Apr.	16 Montreal	W 3-2
		18 Montreal	L 2-3
		21 at Montreal	W 6-3
		23 at Montreal	L 2-5
		25 Montreal*	L 1-2
		27 at Montreal	W 3-2
CSF	May	29 Montreal	W 5-3
		1 at New Jersey	W 2-1
		3 at New Jersey*	W 6-5
		5 New Jersey	L 2-4
		7 New Jersey*	L 4-5
		9 at New Jersey	L 0-2
		11 New Jersey	L 3-5

Player	GP	G	A	PTS	PIM
Adam Oates	13	3	9	12	8
Ray Bourque	13	2	8	10	0
Bryan Smolinski	13	5	4	9	4
Glen Murray	13	4	5	9	14
Jozef Stumpel	13	1	7	8	4
Ted Donato	13	4	2	6	10
Glen Wesley	13	3	3	6	12
Mariusz Czerkawski	13	3	3	6	4
Steve Heinze	13	2	3	5	7
Al Iafrate	13	3	1	4	6
Don Sweeney	12	2	1	3	4
Fred Knipscheer	12	2	1	3	6
Brent Hughes	13	2	1	3	27
Dave Reid	13	2	1	3	2
David Shaw	13	1	2	3	16
Cam Stewart	8	0	3	3	7
Steve Leach	5	0	1	1	2
Daniel Marois	11	0	1	1	16
Gordie Roberts	12	0	1	1	8
Glen Featherstone	1	0	0	0	0
Vincent Riendeau	2	0	0	0	0
Jamie Huscroft	4	0	0	0	9
Jon Casey	11	0	0	0	0

Goaltender	GP	MINS	W-L	GA	GAA
Jon Casey	11	698	5-6	34	2.92
Vincent Riendeau	2	120	1-1	8	4.00

## 1994 NOTABLES:

- April 25, 1994: The Bruins set a modern team record with 61 shots on goal in a 2-1 overtime loss to Montreal.

## 1995

Gm	Date	Opponent	Score
CQF	May	7 New Jersey	L 0-5
		8 New Jersey	L 0-3
		10 at New Jersey	W 3-2
		12 at New Jersey*	L 0-1
	14	New Jersey	L 2-3

Player	GP	G	A	PTS	PIM
Ray Bourque	5	0	3	3	0
Cam Neely	5	2	0	2	2

# PLAYOFF SCORING & RESULTS

Mariusz Czerkawski	5	1	0	1	0
Mats Naslund	5	1	0	1	0
Adam Oates	5	1	0	1	2
David Shaw	5	0	1	1	4
Bryan Smolinski	5	0	1	1	4
Craig Billington	1	0	0	0	0
Glen Murray	2	0	0	0	2
Guy Larose	4	0	0	0	0
Fred Knipscheer	4	0	0	0	0
Alexei Kasatonov	5	0	0	0	2
Dave Reid	5	0	0	0	0
Brent Hughes	5	0	0	0	4
Ted Donato	5	0	0	0	4
Jozef Stumpel	5	0	0	0	0
Steve Heinze	5	0	0	0	0
Jamie Huscroft	5	0	0	0	11
Don Sweeney	5	0	0	0	4
Jon Rohloff	5	0	0	0	6
Blaine Lacher	5	0	0	0	0

Goaltender	GP	MINS	W-L	GA	GAA
Craig Billington	1	25	0-0	1	2.40
Blaine Lacher	5	283	1-4	12	2.54

## 1996

Gm	Date	Opponent	Score
CQF	Apr. 17	at Florida	L 3-6
	22	at Florida	L 2-6
	24	Florida	L 2-4
	25	Florida	W 6-2
	27	at Florida	L 3-4

Player	GP	G	A	PTS	PIM
Adam Oates	5	2	5	7	2
Ray Bourque	5	1	6	7	2
Rick Tocchet	5	4	0	4	21
Sandy Moger	5	2	2	4	12
Shawn McEachern	5	2	1	3	8
Ted Donato	5	1	2	3	2
Jon Rohloff	5	1	2	3	2
Jozef Stumpel	5	1	2	3	0
Steve Heinze	5	1	1	2	4
Todd Elik	4	0	2	2	16
Dave Reid	5	0	2	2	6
Don Sweeney	5	0	2	2	6
Cam Stewart	5	1	0	1	2
John Gruden	3	0	1	1	0
Marc Potvin	5	0	1	1	18
Craig Billington	1	0	0	0	2
Tim Sweeney	1	0	0	0	2
Steve Staios	3	0	0	0	0
Dean Chynoweth	4	0	0	0	24
Bill Ranford	4	0	0	0	0
Ron Sutter	5	0	0	0	8
Kyle McLaren	5	0	0	0	14

Goaltender	GP	MINS	W-L	GA	GAA
Bill Ranford	4	240	1-3	16	4.02
Craig Billington	1	60	0-1	6	6.00

## 1996 NOTABLES:

- The Bruins make their NHL-record 29th straight playoff appearance. Their streak would end with the 1996-97 season.
- A concert scheduled for Miami Arena necessitates five days between games one and two of the Conference Quarter-Final series.

## 1998

Gm	Date	Opponent	Score
CQF	Apr. 22	at Washington	L 1-3
	24	at Washington*	W 4-3
	26	Washington*	L 2-3
	28	Washington	L 0-3
	May 1	at Washington	W 4-0
	3	Washington*	L 2-3

Player	GP	G	A	PTS	PIM
Jason Allison	6	2	6	8	4
Sergei Samsonov	6	2	5	7	0
Ray Bourque	6	1	4	5	2
Dmitri Khristich	6	2	2	4	2
Darren Van Impe	6	2	1	3	0
Anson Carter	6	1	1	2	0
Rob DiMaio	6	1	0	1	8
Kyle McLaren	6	1	0	1	4
P. J. Axelsson	6	1	0	1	0
Mike Sullivan	6	0	1	1	2

Dave Ellett	6	0	1	1	6
Landon Wilson	1	0	0	0	0
Ted Donato	5	0	0	0	2
Ken Baumgartner	6	0	0	0	14
Grant Ledyard	6	0	0	0	2
Byron Dafoe	6	0	0	0	0
Steve Heinze	6	0	0	0	6
Tim Taylor	6	0	0	0	10
Hal Gill	6	0	0	0	4
Joe Thornton	6	0	0	0	9

Goaltender	GP	MINS	W-L	GA	GAA
Byron Dafoe	6	422	2-4	14	1.99

## 1999

Gm	Date	Opponent	Score
CQF	Apr. 22	at Carolina	W 2-0
	24	at Carolina*	L 2-3
	26	Carolina	L 2-3
	28	Carolina	W 4-1
	30	at Carolina*	W 4-3
	May 2	Carolina	W 2-0
CSF	May 6	Buffalo	W 4-2
	9	Buffalo	L 1-3
	12	at Buffalo	L 2-3
	14	at Buffalo	L 0-3
	16	Buffalo	W 5-3
	18	at Buffalo	L 2-3

Player	GP	G	A	PTS	PIM
Jason Allison	12	2	9	11	6
Ray Bourque	12	1	9	10	14
Joe Thornton	11	3	6	9	4
Steve Heinze	12	4	3	7	0
Anson Carter	12	4	3	7	0
Dmitri Khristich	12	3	4	7	6
Sergei Samsonov	11	3	1	4	0
Don Sweeney	11	3	0	3	6
Darren Van Impe	11	1	2	3	4
Tim Taylor	12	0	3	3	8
Kyle McLaren	12	0	3	3	10
Rob DiMaio	12	2	0	2	8
Mattias Timander	4	1	1	2	2
Landon Wilson	8	1	1	2	8
P. J. Axelsson	12	1	1	2	4
Ken Belanger	12	1	0	1	16
Eric Nickulas	1	0	0	0	2
Cameron Mann	1	0	0	0	0
Randy Robitaille	1	0	0	0	0
Grant Ledyard	2	0	0	0	2
Ken Baumgartner	3	0	0	0	0
Dave Ellett	8	0	0	0	4
Byron Dafoe	12	0	0	0	2
Shawn Bates	12	0	0	0	4
Hal Gill	12	0	0	0	14

Goaltender	GP	MINS	W-L	GA	GAA
Byron Dafoe	12	768	6-6	26	2.03

## 2002

Gm	Date	Opponent	Score
CQF	Apr. 18	Montreal	L 2-5
	21	Montreal	W 6-4
	23	at Montreal	L 3-5
	25	at Montreal	W 5-2
	27	Montreal	L 1-2
	29	at Montreal	L 1-2

Player	GP	G	A	PTS	PIM
Bill Guerin	6	4	2	6	6
Joe Thornton	6	2	4	6	10
Brian Rolston	6	4	1	5	0
Glen Murray	6	1	4	5	4
Sergei Samsonov	6	2	2	4	0
P. J. Axelsson	6	2	1	3	6
Martin Lapointe	6	1	2	3	12
Nick Boynton	6	1	2	3	8
Rob Zamuner	6	0	2	2	4
Sean O'Donnell	6	0	2	2	4
Jozef Stumpel	6	0	2	2	0
P. J. Stock	6	1	0	1	19
Hal Gill	6	0	1	1	2
Don Sweeney	6	0	1	1	2
Marty McNis	6	0	1	1	0
Dennis Bonvie	1	0	0	0	0
Jonathan Girard	1	0	0	0	2
Mike Knuble	2	0	0	0	0
Jeff Norton	3	0	0	0	5
Jamie Rivers	3	0	0	0	0

Sean Brown	4	0	0	0	2
Kyle McLaren	4	0	0	0	20
Byron Dafoe	6	0	0	0	0

Goaltender	GP	MINS	W-L	GA	GAA
Byron Dafoe	6	357	2-4	19	3.19

## 2003

Gm	Date	Opponent	Score
CQF	Apr. 9	at New Jersey	L 1-2
	11	at New Jersey	L 2-4
	13	New Jersey	L 0-3
	15	New Jersey	W 5-1
	17	at New Jersey	L 0-3

Player	GP	G	A	PTS	PIM
Dan McGillis	5	3	0	3	2
Joe Thornton	5	1	2	3	4
Glen Murray	5	1	1	2	4
Brian Rolston	5	0	2	2	0
Jozef Stumpel	5	0	2	2	0
Mike Knuble	5	0	2	2	2
Sergei Samsonov	5	0	2	2	0
Bryan Berard	3	1	0	1	2
Marty McNis	5	1	0	1	2
Martin Lapointe	5	1	0	1	14
Jonathan Girard	2	0	1	1	0
Don Sweeney	5	0	1	1	0
Ian Moran	5	0	1	1	4
Nick Boynton	5	0	1	1	4
Steve Shields	2	0	0	0	0
Jeff Hackett	3	0	0	0	0
Rob Zamuner	5	0	0	0	4
Michal Grosek	5	0	0	0	13
Hal Gill	5	0	0	0	4
P. J. Axelsson	5	0	0	0	6
Lee Goren	5	0	0	0	5

Goaltender	GP	MINS	W-L	GA	GAA
Jeff Hackett	3	179	1-2	5	1.68
Steve Shields	2	119	0-2	6	3.03

## 2003 NOTABLES:

- April 15, 2003: The Bruins and Devils combine for two goals in 0:08 of the third period in a 5-1 Bruins win. It is a team record for fastest two goals by both teams.

## 2004

Gm	Date	Opponent	Score
CQF	Apr. 7	Montreal	W 3-0
	9	Montreal*	W 2-1
	11	at Montreal	L 2-3
	13	at Montreal*	W 4-3
	15	Montreal	L 1-5
	17	at Montreal	L 2-5
	19	Montreal	L 0-2

Player	GP	G	A	PTS	PIM
Sergei Samsonov	7	2	5	7	0
Michael Nylander	6	3	3	6	0
Sergei Gonchar	7	1	4	5	4
Patrice Bergeron	7	1	3	4	0
Glen Murray	7	2	1	3	8
Mike Knuble	7	2	0	2	0
Jiri Slegr	7	1	1	2	0
Nick Boynton	7	0	2	2	2
Andy Hilbert	5	1	0	1	0
Brian Rolston	7	1	0	1	8
Hal Gill	7	0	1	1	4
Travis Green	7	0	1	1	8
Craig MacDonald	1	0	0	0	0
Ted Donato	2	0	0	0	0
Dan McGillis	7	0	0	0	2
P. J. Axelsson	7	0	0	0	4
Rob Zamuner	7	0	0	0	0
Joe Thornton	7	0	0	0	14
Martin Lapointe	7	0	0	0	14
Sean O'Donnell	7	0	0	0	0
Andrew Raycroft	7	0	0	0	2

Goaltender	GP	MINS	W-L	GA	GAA
Andrew Raycroft	7	447	3-4	16	2.15

## 2004 NOTABLES:

- April 7, 2004: Andrew Raycroft records a 3-0 shutout over Montreal, becoming the first Boston rookie goaltender since Cecil "Tiny" Thompson on March 19, 1929 to record a shut-

# PLAYOFF SCORING & RESULTS

out in his first NHL playoff game.

- April 9, 2004: Patrice Bergeron becomes just the fourth Bruin in team history to score his first career playoff goal with an overtime tally in a 2-1 win over Montreal.

- April 13, 2004: Mike Knuble scores the game-tying goal at 19:29 of the third period and Glen Murray nets the overtime score to give Boston a 4-3 win in Montreal.

## 2008

Gm	Date	Opponent	Score
CQF	Apr. 10	at Montreal	L 1-4
	12	at Montreal*	L 2-3
	13	Montreal*	W 2-1
	15	Montreal	L 0-1
	17	at Montreal	W 5-1
	19	Montreal	W 5-4
	21	at Montreal	L 0-5

Player	GP	G	A	PTS	PIM
Marc Savard	7	1	5	6	6
David Krejci	7	1	4	5	2
Phil Kessel	4	3	1	4	2
Marco Sturm	7	2	2	4	6
Peter Schaefer	7	1	3	4	0
Andrew Ference	7	0	4	4	6
Dennis Wideman	6	0	3	3	0
Vladimir Sobotka	6	2	0	2	0
Milan Lucic	7	2	0	2	4
Shane Hnidy	7	1	1	2	9
Zdeno Chara	7	1	1	2	12
Petteri Nokelainen	7	0	2	2	4
Glen Metropolit	7	1	0	1	4
Aaron Ward	6	0	1	1	6
Mark Stuart	7	0	1	1	8
Andrew Alberts	2	0	0	0	0
Jeremy Reich	4	0	0	0	8
P. J. Axelsson	7	0	0	0	2
Shawn Thornton	7	0	0	0	6
Glen Murray	7	0	0	0	2
Tim Thomas	7	0	0	0	0

Goaltender	GP	MINS	W-L	GA	GAA
Tim Thomas	7	431	3-4	19	2.65

### 2008 NOTABLES:

- April 13, 2008: Marc Savard becomes just the fifth Bruin in team history to score his first career playoff goal with an overtime tally in a 2-1 win over Montreal. The win snapped an 0-12-1 winless streak vs. the Canadiens (regular season and playoffs).

- April 19, 2008: The Bruins score four goals in the third period for a 5-4 win over Montreal. It is the first time in their playoff history that Boston has forced a game seven after trailing a series one game to three.

## 2009

Gm	Date	Opponent	Score
CQF	Apr. 16	Montreal	W 4-2
	18	Montreal	W 5-1
	20	at Montreal	W 4-2
	22	at Montreal	W 4-1
CSF	May 1	Carolina	W 4-1
	3	Carolina	L 0-3
	5	at Carolina*	L 2-3
	7	at Carolina	L 1-4
	10	Carolina	W 4-0
	12	at Carolina	W 4-2
	14	Carolina*	L 2-3

Player	GP	G	A	PTS	PIM
Marc Savard	11	6	7	13	4
Michael Ryder	11	5	8	13	8
Phil Kessel	11	6	5	11	4
Milan Lucic	10	3	6	9	31
David Krejci	11	2	6	8	2
Chuck Kobasew	11	3	3	6	14
Mark Recchi	11	3	3	6	2
Dennis Wideman	11	0	6	6	2
Patrice Bergeron	11	0	5	5	11
Zdeno Chara	11	1	3	4	12
Steve Montador	11	1	2	3	18
Byron Bitz	5	1	1	2	2
Shane Hnidy	7	1	0	1	0
Shawn Thornton	10	1	0	1	6
Aaron Ward	11	1	0	1	2
P. J. Axelsson	11	0	1	1	2
Tim Thomas	11	0	1	1	0
Stephane Yelle	11	0	1	1	2

Mark Stuart	11	0	1	1	7
Matt Hunwick	1	0	0	0	0
Andrew Ference	3	0	0	0	4
Blake Wheeler	8	0	0	0	0

Goaltender	GP	MINS	W-L	GA	GAA
Tim Thomas	11	681	7-4	21	1.85

### 2009 NOTABLES:

- Tim Thomas finishes with the league's best post-season goals against average at 1.85 and second-best save percentage at .935.
- April 22, 2009: The Bruins complete their four-game sweep of Montreal with a 4-1 win. It is their first series sweep since the 1992 Division Final vs. the Canadiens.
- May 12, 2009: The Bruins take a 4-2 win in Carolina to force a game seven for just the second time in their history when they had trailed 1-3 in a series.

## 2010

Gm	Date	Opponent	Score
CQF	Apr. 15	at Buffalo	L 1-2
	17	at Buffalo	W 5-3
	19	Buffalo	W 2-1
	21	Buffalo*	W 3-2
	23	at Buffalo	L 1-4
	26	Buffalo	W 4-3
CSF	May 1	Philadelphia*	W 5-4
	3	Philadelphia	W 3-2
	5	at Philadelphia	W 4-1
	7	at Philadelphia*	L 4-5
	10	Philadelphia	L 0-4
	12	at Philadelphia	L 1-2
	14	Philadelphia	L 3-4

Player	GP	G	A	PTS	PIM
Dennis Wideman	13	1	11	12	4
Patrice Bergeron	13	4	7	11	2
Mark Recchi	13	6	4	10	6
Miroslav Satan	13	5	5	10	16
Milan Lucic	13	5	4	9	19
David Krejci	9	4	4	8	2
Zdeno Chara	13	2	5	7	29
Johnny Boychuk	13	2	4	6	4
Blake Wheeler	13	1	5	6	6
Matt Hunwick	13	0	6	6	2
Michael Ryder	13	4	1	5	2
Marc Savard	7	1	2	3	10
Vladimir Sobotka	13	0	2	2	15
Daniel Paille	13	0	2	2	2
Steve Begin	13	1	0	1	10
Andrew Ference	13	0	1	1	18
Tuukka Rask	13	0	1	1	0
Trent Whitfield	4	0	0	0	0
Mark Stuart	4	0	0	0	6
Marco Sturm	7	0	0	0	4
Adam McQuaid	9	0	0	0	6
Shawn Thornton	10	0	0	0	4

Goaltender	GP	MINS	W-L	GA	GAA
Tuukka Rask	13	830	7-6	36	2.60

### 2010 NOTABLES:

- The Bruins advance to the second round of post-season play in consecutive years for the first time since 1991 and 1992.
- April 15, 2010: The Bruins take 24 second period shots in a 2-1 loss in Buffalo. It is the second-highest number of shots they have taken in a playoff period.
- April 21, 2010: Miroslav Satan ends the 13th longest game in Boston playoff history with a goal at 27:41 of overtime and a 3-2 victory over the Sabres. Tuukka Rask assists on the overtime score, becoming just the second goaltender in NHL history to assist on an overtime goal.
- May 10, 2010: Philadelphia's Brian Boucher and Michael Leighton share a 4-0 shutout. It is the first shared shutout in an NHL playoff game since Mar. 22, 1955 (Montreal vs. Boston).
- May 12, 2010: Tuukka Rask stops Philadelphia's Ville Leino on a penalty shot. It is the first penalty shot in a Boston playoff game since May 18, 1990.
- May 14, 2010: The Flyers overcome an 0-3 first period deficit to take a 4-3 win in game seven of their Conference Semi-Final series. They are just the third team in NHL history to win a playoff series in which they trailed three games to none.

## 2011

Gm	Date	Opponent	Score
CQF	Apr. 14	Montreal	L 0-2
	16	Montreal	L 1-3
	18	at Montreal	W 4-2
	21	at Montreal*	W 5-4
	23	Montreal*	W 2-1
	26	at Montreal	L 1-2
	27	Montreal*	W 4-3
CSF	Apr. 30	at Philadelphia	W 7-3
	May 2	at Philadelphia*	W 3-2
	4	Philadelphia	W 5-1
	6	Philadelphia	W 5-1
CF	May 14	Tampa Bay	L 2-5
	17	Tampa Bay	W 6-5
	19	at Tampa Bay	W 2-0
	21	at Tampa Bay	L 3-5
	23	Tampa Bay	W 3-1
	25	at Tampa Bay	L 4-5
	27	Tampa Bay	W 1-0
F	June 1	at Vancouver	L 0-1
	4	at Vancouver*	L 2-3
	6	Vancouver	W 8-1
	8	Vancouver	W 4-0
	10	at Vancouver	L 0-1
	13	Vancouver	W 5-2
	15	at Vancouver	W 4-0

Player	GP	G	A	PTS	PIM
David Krejci	25	12	11	23	10
Patrice Bergeron	23	6	14	20	28
Brad Marchand	25	11	8	19	40
Nathan Horton	21	8	9	17	35
Michael Ryder	25	8	9	17	8
Mark Recchi	25	5	9	14	8
Chris Kelly	25	5	8	13	6
Milan Lucic	25	5	7	12	63
Rich Peverley	25	4	8	12	17
Dennis Seidenberg	25	1	10	11	31
Tomas Kaberle	25	0	11	11	4
Andrew Ference	25	4	6	10	37
Johnny Boychuk	25	3	6	9	12
Zdeno Chara	24	2	7	9	34
Tyler Seguin	13	3	4	7	2
Daniel Paille	25	3	3	6	4
Gregory Campbell	25	1	3	4	4
Adam McQuaid	23	0	4	4	14
Shawn Thornton	18	0	1	1	24
Shane Hnidy	3	0	0	0	7
Tim Thomas	25	0	0	0	4

Goaltender	GP	MINS	W-L	GA	GAA
Tim Thomas	25	1542	16-9	51	1.98

### 2011 NOTABLES:

- Tim Thomas wins the Conn Smythe Trophy as playoff MVP, joining Bobby Orr (two) as the only Bruins to win the trophy. He is later named the winner of the Vezina Trophy, becoming just the second player in NHL history to win the Stanley Cup, Conn Smythe Trophy and Vezina in the same season.
- The Bruins became the first team in NHL history to win three game sevens in one playoff year. It was the first time the Bruins had ever played more than one game seven in a single post-season.
- The Bruins set club records for games played in one playoff year (25), wins in a single post-season (16) and shutouts in one playoff year (4).
- The Bruins held the Canucks to eight goals in their Stanley Cup Final series which set an NHL record for fewest goals allowed in a seven-game series.
- David Krejci scored three of four game-winning goals in the Conference Semi-Final series vs. Philadelphia, joining Mel Hill (1939 SF) and Roy Conacher (1939 F) as the only Bruins with three game-winning goals in one best-of-seven series.
- Krejci led all post-season scorers in goals and points and his 12 goals were the most ever scored by a Czech player in one playoff year.
- April 27, 2011: Nathan Horton scores his second overtime goal of the Conference Quarter-Final series vs. Montreal as the Bruins take the series with a 4-3 game seven win. It is the first time in team history that the Bruins win a series in which they had lost the first two games.
- May 3, 2011: The Flyers put 54 shots on goal in game two of their Conference Semi-Final series but David Krejci scores at 14:00 of overtime to give Boston a 3-2 win. It is the most shots on Boston in a playoff game since Apr. 3, 1947.
- May 6, 2011: The Bruins complete the 13th best-of-seven series sweep in their history with a 5-1 win over Philadelphia in their Conference Semi-Final series and advance to the Conference Final for the first time since 1992.
- May 17, 2011: Tyler Seguin ties an NHL record for points



# PLAYOFF SCORING & RESULTS

in a playoff period as he scores two goals and adds two assists in a five-goal Boston second period vs. Tampa Bay in game two of their Conference Final series.

- May 25, 2011: David Krejci scores the first playoff hat trick by a Bruin since Apr. 25, 1991 in a 5-4 loss in Tampa Bay.
- May 27, 2011: The Bruins and Lightning play a penalty-free game and Tim Thomas makes 24 saves in a 1-0 Boston game seven win. The victory propels the Bruins into the Stanley Cup Final for the first time since 1990.
- June 4, 2011: Vancouver's Alexandre Burrows scores the fastest overtime goal in Stanley Cup Final history with a tally just 11 seconds into the extra session to give the Canucks a 3-2 win in game two.
- June 6, 2011: The Bruins take an 8-1 win over Vancouver in game three of the Final, including tying a Final record with two shorthanded goals in the game. It is their most goals scored in a playoff game since Apr. 20, 1983.
- June 8, 2011: Tim Thomas makes 38 saves for a 4-0 win over Vancouver, evening the Stanley Cup Final series at two games apiece. It is Boston's 14th win of the post-season, a club record that would be extended to 16.
- June 13, 2011: The Bruins set a Stanley Cup Final record for the fastest four goals by a team as they score four times in a 4:14 span of the first period en route to a 5-2 game six win over Vancouver. Brad Marchand scores his ninth goal of the post-season for a new team rookie record. The Bruins force their first-ever game seven in a Stanley Cup Final series.
- June 15, 2011: Tim Thomas makes 21 saves with a 4-0 win in Vancouver as the Bruins win the sixth Stanley Cup in their history. It is their second series victory of the post-season in which they had lost the first two games after entering the playoffs with an 0-26 record in that situation.



Tim Thomas became just the second player in NHL history to win the Stanley Cup, Conn Smythe Trophy and Vezina Trophy in the same year.

## 2012

Gm	Date	Opponent	Score
CQF	Apr. 12	Washington*	W 1-0
	14	Washington*	L 1-2
	16	at Washington	W 4-3
Apr.	19	at Washington	L 1-2
	21	Washington	L 3-4
	22	at Washington*	W 4-3
	25	Washington*	L 1-2

Player	GP	G	A	PTS	PIM
Rich Peverley	7	3	2	5	4
Andrew Ference	7	1	3	4	0
Tyler Seguin	7	2	1	3	0
Chris Kelly	7	1	2	3	4
Brian Rolston	7	1	2	3	0
Zdeno Chara	7	1	2	3	8
Dennis Seidenberg	7	1	2	3	2
David Krejci	7	1	2	3	4
Johnny Boychuk	7	1	2	3	4
Milan Lucic	7	0	3	3	8
Benoit Pouliot	7	1	1	2	4
Brad Marchand	7	1	1	2	2
Gregory Campbell	7	0	2	2	0
Patrice Bergeron	7	0	2	2	8
Daniel Paille	7	1	0	1	2
Greg Zanon	7	0	1	1	0
Mike Mottau	2	0	0	0	0
Jordan Caron	2	0	0	0	0
Joe Corvo	5	0	0	0	0
Shawn Thornton	5	0	0	0	0
Tim Thomas	7	0	0	0	0

Goaltender	GP	MINS	W-L	GA	GAA
Tim Thomas	7	448	3-4	16	2.14

### 2012 NOTABLES:

- April 12, 2012: Chris Kelly snaps a scoreless tie with the

game's lone goal at 1:18 of overtime for just the second playoff overtime shutout in team history and first since Mar. 23, 1935.

- April 19, 2012: The Bruins drop a 2-1 decision in Washington despite putting 45 shots on goal. That was their highest amount in a non-overtime game since Apr. 17, 1996.
- April 25, 2012: Washington's Joel Ward clinches the series for the Capitals with a score at 2:57 of overtime. It was the first time in NHL history that all games in a six- or seven-game playoff series had been decided by one goal.

## 2013

Gm	Date	Opponent	Score
CQF	May 1	Toronto	W 4-1
	4	Toronto	L 2-4
	6	at Toronto	W 5-2
	8	at Toronto*	W 4-3
	10	Toronto	L 1-2
	12	at Toronto	L 1-2
	13	Toronto*	W 5-4
CSF	May 16	NY Rangers*	W 3-2
	19	NY Rangers	W 5-2
	21	at NY Rangers	W 2-1
	23	at NY Rangers*	L 3-4
	25	NY Rangers	W 3-1
CF	June 1	at Pittsburgh	W 3-0
	3	at Pittsburgh	W 6-1
	5	Pittsburgh*	W 2-1
	7	Pittsburgh	W 1-0
F	June 12	at Chicago*	L 3-4
	15	at Chicago*	W 2-1
	17	Chicago	W 2-0
	19	Chicago*	L 5-6
	22	at Chicago	L 1-3
	24	Chicago	L 2-3

Player	GP	G	A	PTS	PIM
David Krejci	22	9	17	26	14
Nathan Horton	22	7	12	19	14
Milan Lucic	22	7	12	19	14
Patrice Bergeron	22	9	6	15	13
Zdeno Chara	22	3	12	15	20
Brad Marchand	22	4	9	13	21
Jaromir Jagr	22	0	10	10	8
Daniel Paille	22	4	5	9	0
Tyler Seguin	22	1	7	8	4
Johnny Boychuk	22	6	1	7	10
Gregory Campbell	15	3	4	7	11
Torey Krug	15	4	2	6	0
Adam McQuaid	22	2	2	4	10
Shawn Thornton	22	0	4	4	18
Chris Kelly	22	2	1	3	19
Dougie Hamilton	7	0	3	3	0
Rich Peverley	21	2	0	2	12
Wade Redden	5	1	1	2	0
Matt Bartkowski	7	1	1	2	4
Andrew Ference	14	0	2	2	4
Dennis Seidenberg	18	0	1	1	4
Carl Soderberg	2	0	0	0	0
Kaspars Daugavins	6	0	0	0	2
Tuukka Rask	22	0	0	0	0

Goaltender	GP	MINS	W-L	GA	GAA
Tuukka Rask	22	1466	14-8	48	1.88

### 2013 NOTABLES:

- David Krejci leads the NHL in post-season scoring for the second time in three years and the Krejci-Nathan Horton-Milan Lucic line sets a club mark for points by a line in one playoff year with 64 combined.
- May 8, 2013: David Krejci records a hat trick and Zdeno Chara has four assists in a 4-3 overtime win in Toronto.
- May 13, 2013: The Bruins become the first team in NHL history to overcome a three-goal third period deficit to win a playoff game as they come back from 4-1 behind to take a 5-4 overtime win. Patrice Bergeron scores both the GTG at 19:09 of regulation and the overtime winner.
- June 7, 2013: Tuukka Rask makes 26 saves for a 1-0 win as the Bruins notch the 14th sweep of a seven-game series in their history and advance to the Stanley Cup Final for the second time in three post-seasons. The Bruins set a club mark for fewest goals allowed (2) in a four-game series.
- June 12, 2013: The Bruins drop a 4-3 decision in Chicago as the teams play the fifth-longest game in Stanley Cup Final history and fourth-longest overall in club playoff history which ends when Chicago's Andrew Shaw scores at 52:08 of overtime. The Blackhawks outshoot the Bruins by a 63-54 margin which is an official club record for shots against in a playoff game.
- June 19, 2013: Tuukka Rask extends his home playoff

shutout streak to 193:16 spanning parts of four games which is a club playoff record.

## 2014

Gm	Date	Opponent	Score
Rd 1	Apr. 18	Detroit	L 0-1
	20	Detroit	W 4-1
	22	at Detroit	W 2-0
	24	at Detroit*	W 3-2
	26	Detroit	W 4-2
Rd 2	May 1	Montreal*	L 3-4
	3	Montreal	W 5-3
	6	at Montreal	L 2-4
	8	at Montreal*	W 1-0
	10	Montreal	W 4-2
	12	at Montreal	L 0-4
	14	Montreal	L 1-3

Player	GP	G	A	PTS	PIM
Torey Krug	12	2	8	10	6
Patrice Bergeron	12	3	6	9	4
Jarome Iginla	12	5	2	7	12
Milan Lucic	12	4	3	7	4
Dougie Hamilton	12	2	5	7	14
Carl Söderberg	12	1	5	6	2
Reilly Smith	12	4	1	5	0
Loui Eriksson	12	2	3	5	4
Brad Marchand	12	0	5	5	18
Zdeno Chara	12	2	2	4	14
David Krejci	12	0	4	4	4
Johnny Boychuk	12	1	1	2	2
Matt Fraser	4	1	1	2	0
Kevan Miller	11	0	2	2	8
Andrej Meszaros	4	0	2	2	2
Justin Florek	6	1	0	1	4
Daniel Paille	7	1	0	1	2
Jordan Caron	7	1	0	1	4
Matt Bartkowski	8	0	1	1	10
Shawn Thornton	12	0	1	1	4
Tuukka Rask	12	0	1	1	2
Corey Potter	1	0	0	0	0
Gregory Campbell	12	0	0	0	4

Goaltender	GP	MINS	W-L	GA	GAA
Tuukka Rask	12	753	7-5	25	1.99

### 2014 NOTABLES:

- The Bruins held the Red Wings to six goals in their round one series which tied their club record for fewest goals allowed in a five-game series.
- May 8, 2014: Matt Fraser became the sixth Bruin in club history to score his first career playoff goal in overtime when he tallied 1:19 into OT for a 1-0 win. He also became the first player in history to score overtime goals in both the AHL and NHL in the same playoff year.

## 2017

Gm	Date	Opponent	Score
Rd 1	Apr. 12	at Ottawa	W 2-1
	15	at Ottawa*	L 3-4
	17	Ottawa*	L 3-4
	19	Ottawa	L 0-1
	21	at Ottawa*	W 3-2
	23	Ottawa*	L 2-3

Player	GP	G	A	PTS	PIM
Patrice Bergeron	6	2	2	4	2
David Pastrnak	6	2	2	4	6
Brad Marchand	6	1	3	4	6
David Backes	6	1	3	4	2
Charlie McAvoy	6	0	3	3	2
Sean Kuraly	4	2	0	2	4
Drew Stafford	6	2	0	2	2
Ryan Spooner	4	0	2	2	0
John-Michael Liles	6	0	2	2	0
Riley Nash	6	0	2	2	2
Noel Acciari	4	1	0	1	2
Tim Schaller	6	1	0	1	2
Frank Vatrano	6	1	0	1	4
Tommy Cross	1	0	1	1	0
Adam McQuaid	2	0	1	1	0
Colin Miller	4	0	1	1	2
Joe Morrow	5	0	1	1	2
Zdeno Chara	6	0	1	1	2
Dominic Moore	6	0	1	1	4
Matt Beleskey	3	0	0	0	4
David Krejci	3	0	0	0	0
Kevan Miller	6	0	0	0	4

# PLAYOFF SCORING & RESULTS

Tuukka Rask	6	0	0	0	0
<b>Goaltender</b>	<b>GP</b>	<b>MINS</b>	<b>W-L</b>	<b>GA</b>	<b>GAA</b>
Tuukka Rask	6	402	2-4	15	2.24

## 2017 NOTABLES:

- The Bruins tied a club record for most overtime games in one playoff series with four.
- April 12, 2017: For just the second time in team history,

the Bruins are held without a shot in a period when they are outshot 12-0 in the second of a 2-1 win.

- April 21, 2017: Sean Kuraly ends the 12th-longest game in club history with the second of his first two career NHL goals at the 30:19 mark of overtime.

## THE LAST TIME ... PLAYOFFS

### BRUINS TEAM

Series Sweep .....	4-0 vs. Pittsburgh, 2013 (CF)
Home Shutout.....	2-0 vs. Chicago, June 17, 2013 (F)
Road Shutout.....	1-0/OT at Montreal, May 8, 2014 (Rd 2)
Consecutive Shutouts .....	April 2, 1969 (10-0) & April 3, 1969 (7-0) vs. Toronto (QF)
Eight-Goal Game .....	8-1 vs. Vancouver, June 6, 2011 (F)
Nine-Goal Game.....	9-0 vs. Buffalo, April 20, 1983 (DF)
Ten-Goal Game .....	10-2 vs. St. Louis, April 20, 1972 (SF)
Eight-Goal Decision .....	10-2 vs. St. Louis, April 20, 1972 (SF)
Nine-Goal Decision .....	9-0 vs. Buffalo, April 20, 1983 (DF)
Ten-Goal Decision .....	10-0 vs. Toronto, April 2, 1969 (QF)
Four-Goal Period.....	Third vs. Montreal, May 3, 2014 (Rd 2)
Five-Goal Period.....	Second vs. Tampa Bay, May 17, 2011 (CF)
Six-Goal Period.....	Third vs. Hartford, April 11, 1991 (DSF)
Four-Plus Power Play Goals.....	4 vs. Hartford, April 11, 1991 (DSF)
Two-Plus Shorthanded Goals .....	2 vs. Vancouver, June 6, 2011 (F)
Two Shorthanded Goals, Same Penalty.....	2 vs. NY Rangers, April 30, 1972 (F)
Penalty-Free Game .....	May 27, 2011 vs. Tampa Bay (CF)
50+ Shot Game.....	51 vs. Montreal, May 1, 2014 (Rd 2)
60+ Shot Game.....	61 vs. Montreal, April 25, 1994
20+ Shot Period .....	24, Second at Buffalo, April 15, 2010 (CQF)
Three-Plus Goal Comeback .....	May 13, 2013 vs. Toronto (CQF)
	Trailed 1-4 in third period & won 5-4/OT
Three-Plus Goal Blown Lead.....	May 21, 2011 at Tampa Bay (CF)
	Led 3-0 in second period & lost 3-5

### BRUINS INDIVIDUAL

Hat Trick .....	David Krejci vs. Toronto, May 8, 2013 (CQF)
Home Shutout.....	Tuukka Rask vs. Chicago, June 17, 2013 (F)
Road Shutout.....	Tuukka Rask at Montreal, May 8, 2014 (Rd 2)
Penalty Shot .....	Peter McNab (No Goal) vs. Minnesota, April 9, 1981 (PS)
Four-Goal Game .....	Phil Esposito vs. Toronto, April 2, 1969 (QF)
Four-Assist Game .....	Zdeno Chara vs. Toronto, May 8, 2013 (CQF)
Five-Assist Game .....	Don McKenney vs. NY Rangers, April 5, 1958 (SF)
Four-Point Game.....	Zdeno Chara, 0-4=4 vs. Toronto, May 8, 2013 (CQF)
Five-Point Game.....	Vladimir Ruzicka, 1-4=5 vs. Pittsburgh, May 3, 1991 (SF)
Six-Point Game.....	Rick Middleton, 2-4=6 vs. Buffalo, April 18, 1983 (DF)
Home Overtime Goal .....	Patrice Bergeron, 35:19 vs. Pittsburgh, June 5, 2013 (CF)
Road Overtime Goal .....	Sean Kuraly, 30:19 at Ottawa, April 21, 2017 (Rd 1)
Six-Plus Shot Period.....	Brian Rolston, 6 in first vs. Montreal, April 21, 2002 (CQF)
Ten-Plus Shot Game .....	Ray Bourque, 10 at Carolina, April 30, 1999 (CQF)

### OPPONENT TEAM

Series Sweep .....	0-4 vs. Buffalo, 1993 (DSF)
Home Shutout.....	0-1 vs. Ottawa, April 19, 2017 (Rd 1)
Road Shutout .....	0-4 at Montreal, May 12, 2014 (Rd 2)
Consecutive Shutouts .....	May 7, 1995 (0-5) & May 8, 1995 (0-3) vs. New Jersey (CQF)
Eight-Goal Game .....	4-8 vs. NY Islanders, May 7, 1983 (SF)
Nine-Goal Game.....	3-9 at Buffalo, April 29, 1992 (DSF)
Seven-Goal Decision .....	1-8 at Montreal, March 25, 1954 (SF)
Four-Goal Period.....	Second at Buffalo, April 29, 1992 (DSF)
Five-Goal Period.....	Third vs. NY Islanders, May 3, 1983 (SF)
Six-Goal Period.....	Second at Toronto, March 26, 1936 (QF)
Four-Plus Power Play Goals.....	4 at Buffalo, April 29, 1992 (DSF)
Two-Plus Shorthanded Goals .....	2 vs. Buffalo, April 5, 1989 (DSF)
Penalty-Free Game .....	May 27, 2011 vs. Tampa Bay (CF)
50+ Shot Game.....	63 at Chicago, June 12, 2013 (F)
20+ Shot Period .....	22, Third at Philadelphia, May 2, 2011 (CSF)
Three-Plus Goal Comeback .....	May 21, 2011 at Tampa Bay (CF)
	Trailed 0-3 in second period & won 5-3
Three-Plus Goal Blown Lead .....	May 13, 2013 vs. Toronto (CQF)
	Led 4-1 in third period & lost 4-5/OT

### OPPONENT INDIVIDUAL

Hat Trick .....	Kevin Stevens, vs. Pittsburgh, May 21, 1992 (SF)
Home Shutout.....	Craig Anderson, vs. Ottawa, April 19, 2017 (Rd 1)
Road Shutout.....	Carey Price, at Montreal, May 12, 2014 (Rd 2)
Penalty Shot .....	Ville Leino (No Goal) at Philadelphia, May 12, 2010 (CSF)
Four-Goal Game .....	Kevin Stevens, vs. Pittsburgh, May 21, 1992 (SF)
Four-Assist Game .....	Matt Carle, at Philadelphia, May 7, 2010 (CSF)
Four-Point Game.....	Matt Carle, 0-4=4 at Philadelphia, May 7, 2010 (CSF)
Five-Point Game.....	Kevin Stevens, 2-3=5 vs. Pittsburgh, May 9, 1991 (SF)
Six-Point Game.....	Dickie Moore, 2-4=6 at Montreal, March 25, 1954 (SF)
Home Overtime Goal .....	Clarke MacArthur, 6:30 vs. Ottawa, April 23, 2017 (Rd 1)
Road Overtime Goal .....	Dion Phaneuf, 1:59 at Ottawa, April 12, 2017 (Rd 1)
Six-Plus Shot Period.....	John Tucker, 7 in second at Buffalo, April 9, 1988 (DSF)
Ten-Plus Shot Game .....	Evgeni Malkin, 10 vs. Pittsburgh, June 5, 2013 (CF)



# HISTORY

PATRICE BERGERON 2016-17 SELKE AWARD WINNER  
BRAD MARCHAND 2016-17 1ST TEAM ALL-STAR



**BOSTON'S  
TEAM** *Since  
1924*



# PRESIDENTS, GENERAL MANAGERS, COACHES & CAPTAINS

## PRESIDENTS

Charles F. Adams .....	November 1, 1924 to 1936
Weston W. Adams, Sr. ....	1936 to 1951
Walter A. Brown .....	1951 to September 1964
Weston W. Adams, Sr. ....	September 1964 to March 30, 1969
Weston W. Adams, Jr. ....	March 31, 1969 to September 30, 1975
Paul A. Mooney .....	October 1, 1975 to March 24, 1987
William D. Hassett, Jr. ....	March 24, 1987 to December 1, 1988
Harry Sinden .....	December 1, 1988 to August 9, 2006
Cam Neely .....	June 16, 2010 to present



Cam Neely became the eighth President in Bruins history when he was named to the position on June 16, 2010.

## GENERAL MANAGERS

Arthur Ross .....	November 1, 1924 to 1953-54
Lynn Patrick .....	1953-54 to 1964-65
Leighton "Hap" Emms .....	1965-66 to 1966-67
Milt Schmidt .....	1967-68 to 1971-72
Harry Sinden .....	October 5, 1972 to November 1, 2000
Mike O'Connell .....	November 1, 2000 to March 25, 2006
Peter Chiarelli .....	May 26, 2006 to April 15, 2015
Don Sweeney .....	May 20, 2015 to present



Don Sweeney was the fourth former Boston player to become General Manager of the team when he was named to the position on May 20, 2015.

## COACHES

Arthur Ross .....	1924-25 to 1933-34
Frank Patrick .....	1934-35 to 1935-36
Arthur Ross .....	1936-37 to 1938-39
Ralph "Cooney" Weiland .....	1939-40 to 1940-41
Arthur Ross .....	1941-42 to 1944-45
Aubrey "Dit" Clapper .....	1945-46 to 1948-49
George Boucher .....	1949-50
Lynn Patrick .....	1950-51 to December 25, 1954
Milt Schmidt .....	December 25, 1954 to 1960-61
Phil Watson .....	1961-62 to 1962-63
Milt Schmidt .....	1962-63 to 1965-66
Harry Sinden .....	1966-67 to 1969-70

Tom Johnson .....	1970-71 to February 5, 1973
Bep Guidolin .....	February 5, 1973 to 1973-74
Don Cherry .....	1974-75 to 1978-79
Fred Creighton .....	July 5, 1979 to March 22, 1980
Harry Sinden .....	March 22, 1980 to April 22, 1980
Gerry Cheevers .....	July 7, 1980 to February 13, 1985
Harry Sinden .....	February 13, 1985 to April 16, 1985
Butch Goring .....	May 6, 1985 to November 5, 1986
Terry O'Reilly .....	November 5, 1986 to May 1, 1989
Mike Milbury .....	May 16, 1989 to May 30, 1991
Rick Bowness .....	June 4, 1991 to June 8, 1992
Brian Sutter .....	June 9, 1992 to May 17, 1995
Steve Kasper .....	May 25, 1995 to April 18, 1997
Pat Burns .....	May 21, 1997 to October 25, 2000
Mike Keenan .....	October 25, 2000 to April 12, 2001
Robbie Ftorek .....	May 9, 2001 to March 19, 2003
Mike O'Connell .....	March 19, 2003 to April 17, 2003
Mike Sullivan .....	June 23, 2003 to June 27, 2006
Dave Lewis .....	June 29, 2006 to June 15, 2007
Claude Julien .....	June 21, 2007 to February 7, 2017
Bruce Cassidy .....	February 7, 2017 to present



Bruce Cassidy was formally named as the Bruins head coach on April 26, 2017 after serving in an interim capacity for the final 27 games of the 2016-17 regular season.

## CAPTAINS

No Captain .....	1924-25
Sprague Cleghorn .....	1925-26 to 1926-27
Lionel Hitchman .....	1927-28 to 1930-31
George Owen .....	1931-32
Aubrey "Dit" Clapper .....	1932-33 to 1937-38
Ralph "Cooney" Weiland .....	1938-39
Aubrey "Dit" Clapper .....	1939-40 to 1946-47
John Crawford .....	1946-47 to 1949-50
Milt Schmidt .....	1950-51 to 1953-54
Ed Sandford .....	1954-55
Ferny Flaman .....	1955-56 to 1960-61
Don McKenney .....	1961-62 to 1962-63
Leo Boivin .....	1963-64 to 1965-66
John Bucyk .....	1966-67
No Captain .....	1967-68 to 1972-73
John Bucyk .....	1973-74 to 1976-77
Wayne Cashman .....	1977-78 to 1982-83
Terry O'Reilly .....	1983-84 to 1984-85
Rick Middleton & Ray Bourque .....	1985-86 to 1987-88
Ray Bourque .....	1988-89 to March 6, 2000
No Captain .....	March 7, 2000 to November 7, 2000
Jason Allison .....	November 8, 2000 to October 24, 2001
No Captain .....	October 25, 2001 to October 7, 2002
Joe Thornton .....	October 8, 2002 to November 30, 2005
No Captain .....	December 1, 2005 to October 2, 2006
Zdeno Chara .....	October 3, 2006 to present

# ALL-TIME TOP 20 SCORERS

Rank	Player	GP	Regular Season				GP	Playoffs			
			G	A	PTS	PIM		G	A	PTS	PIM
1	Ray Bourque	1,518	395	1,111	<b>1,506</b>	1,089	180	36	125	161	151
2	John Bucyk	1,436	545	794	<b>1,339</b>	436	109	40	60	100	34
3	Phil Esposito	625	459	553	<b>1,012</b>	512	71	46	56	102	86
4	Rick Middleton	881	402	496	<b>898</b>	124	111	45	55	100	17
5	Bobby Orr	631	264	624	<b>888</b>	924	74	26	66	92	107
6	Wayne Cashman	1,027	277	516	<b>793</b>	1,041	145	31	57	88	250
7	Ken R. Hodge	652	289	385	<b>674</b>	620	86	34	47	81	108
8	Patrice Bergeron	899	259	412	<b>671</b>	340	101	25	45	70	68
9	Terry O'Reilly	891	204	402	<b>606</b>	2,095	108	25	42	67	335
10	Cam Neely	524	344	246	<b>590</b>	921	86	55	32	87	160
11	Peter McNab	595	263	324	<b>587</b>	111	79	38	37	75	16
12	Milt Schmidt	776	229	346	<b>575</b>	466	86	24	25	49	60
13	Bill Cowley	508	190	346	<b>536</b>	133	64	12	34	46	22
14	David Krejci	705	157	369	<b>526</b>	266	96	29	48	77	38
15	Adam Oates	368	142	357	<b>499</b>	123	42	11	37	48	20
16	Don Marcotte	868	230	254	<b>484</b>	317	132	34	27	61	81
17	Keith Crowder	607	219	258	<b>477</b>	1,261	78	13	22	35	209
18	Dit Clapper	833	228	246	<b>474</b>	252	82	13	17	30	46
19	Don McKenney	592	195	267	<b>462</b>	189	34	13	20	33	8
20	Joe Thornton	532	169	285	<b>454</b>	617	35	6	12	18	41

Pictured, left to right:

Bruins Hall of Famers John Bucyk, Phil Esposito, Ray Bourque, Bobby Orr and Milt Schmidt all rank among the team's lifetime scoring leaders.



## TOP TEN LEADERS BY CATEGORY

SEASONS	GAMES	GOALS	ASSISTS	PENALTY MINUTES
John Bucyk ..... 21	Ray Bourque ..... 1,518	John Bucyk ..... 545	Ray Bourque ..... 1,111	Terry O'Reilly ..... 2,095
Ray Bourque ..... 21	John Bucyk ..... 1,436	Phil Esposito ..... 459	John Bucyk ..... 794	Mike Milbury ..... 1,552
Dit Clapper ..... 20	Don Sweeney ..... 1,052	Rick Middleton ..... 402	Bobby Orr ..... 624	Keith Crowder ..... 1,261
Milt Schmidt ..... 16	Wayne Cashman ..... 1,027	Ray Bourque ..... 395	Phil Esposito ..... 553	Ray Bourque ..... 1,089
Wayne Cashman ..... 16	Patrice Bergeron ..... 899	Cam Neely ..... 344	Wayne Cashman ..... 516	Wayne Cashman ..... 1,041
Woody Dumart ..... 15	Terry O'Reilly ..... 891	Ken R. Hodge ..... 289	Rick Middleton ..... 496	Eddie Shore ..... 1,038
Don Sweeney ..... 15	Rick Middleton ..... 881	Wayne Cashman ..... 277	Patrice Bergeron ..... 412	Ted Green ..... 1,029
Eddie Shore ..... 14	Don Marcotte ..... 868	Bobby Orr ..... 264	Terry O'Reilly ..... 402	Ferry Flaman ..... 1,002
Don Marcotte ..... 13	Dallas Smith ..... 861	Peter McNab ..... 263	Ken R. Hodge ..... 385	Lyndon Byers ..... 959
Terry O'Reilly ..... 13	Dit Clapper ..... 833	Patrice Bergeron ..... 259	David Krejci ..... 369	Dallas Smith ..... 934
Gary Doak ..... 13				
Patrice Bergeron ..... 13				

### SHUTOUTS

Cecil Thompson ..... 74
Tuukka Rask ..... 38
Frank Brimsek ..... 35
Tim Thomas ..... 31
Ed Johnston ..... 27
Gerry Cheevers ..... 26
Byron Dafoe ..... 25
Jim Henry ..... 23
Hal Winkler ..... 19
Gilles Gilbert ..... 16

### COACHING GAMES

Art Ross ..... 772
Claude Julien ..... 759
Milt Schmidt ..... 726
Don Cherry ..... 400
Gerry Cheevers ..... 376
Harry Sinden ..... 327
Lynn Patrick ..... 310
Pat Burns ..... 254
Dit Clapper ..... 230
Terry O'Reilly ..... 227

### COACHING WINS

Claude Julien ..... 419
Art Ross ..... 387
Milt Schmidt ..... 245
Don Cherry ..... 231
Gerry Cheevers ..... 204
Harry Sinden ..... 153
Tom Johnson ..... 142
Brian Sutter ..... 120
Lynn Patrick ..... 117
Terry O'Reilly ..... 115

### COACHING WIN %AGE\*

Tom Johnson ..... .738
Bep Guidolin ..... .736
Cooney Weiland ..... .698
Don Cherry ..... .658
Fred Creighton ..... .637
Mike Milbury ..... .628
Claude Julien ..... .614
Brian Sutter ..... .609
Gerry Cheevers ..... .604
Robbie Ftorek ..... .577

\* - minimum 50 games

# TOP TEN LEADERS BY POSITION

## CENTERS

### GAMES

Patrice Bergeron.....	899
Milt Schmidt.....	776
David Krejci.....	705
Phil Esposito.....	625
Peter McNab.....	595
Don McKenney.....	592
Steve Kasper.....	564
Joe Thornton.....	532
Fleming Mackell.....	513
Bill Cowley.....	508

### GOALS


Phil Esposito.....	459
Peter McNab.....	263
Patrice Bergeron.....	259
Milt Schmidt.....	229
Don McKenney.....	195
Bill Cowley.....	190
Joe Thornton.....	169
Barry Pederson.....	166
David Krejci.....	157
Gregg Sheppard.....	155
Jean Ratelle.....	155

### ASSISTS

Phil Esposito.....	553
Patrice Bergeron.....	412
David Krejci.....	369
Adam Oates.....	357
Milt Schmidt.....	346
Bill Cowley.....	346
Peter McNab.....	324
Jean Ratelle.....	295
Joe Thornton.....	285
Fred Stanfield.....	274

### POINTS

Phil Esposito.....	1,012
Patrice Bergeron.....	671
Peter McNab.....	587
Milt Schmidt.....	575
Bill Cowley.....	536
David Krejci.....	526
Adam Oates.....	499
Don McKenney.....	462
Joe Thornton.....	454
Jean Ratelle.....	450



Phil Esposito

## RIGHT WINGS

### GAMES

Terry O'Reilly.....	891
Rick Middleton.....	881
Dit Clapper.....	833
Ed Westfall.....	727
Jerry Toppazzini.....	659
Ken R. Hodge.....	652
Keith Crowder.....	607
Leo Labine.....	571
Glen Murray.....	570
John Peirson.....	545

### GOALS


Rick Middleton.....	402
Cam Neely.....	344
Ken R. Hodge.....	289
Dit Clapper.....	228
Keith Crowder.....	219
Glen Murray.....	209
Terry O'Reilly.....	204
John McKenzie.....	169
John Peirson.....	153
Jerry Toppazzini.....	148

### ASSISTS

Rick Middleton.....	496
Terry O'Reilly.....	402
Ken R. Hodge.....	385
Keith Crowder.....	258
Cam Neely.....	246
Dit Clapper.....	246
John McKenzie.....	227
Jerry Toppazzini.....	216
Ed Westfall.....	213
Leo Labine.....	180
Glen Murray.....	180

### POINTS

Rick Middleton.....	898
Ken R. Hodge.....	674
Terry O'Reilly.....	606
Cam Neely.....	590
Keith Crowder.....	477
Dit Clapper.....	474
John McKenzie.....	396
Glen Murray.....	389
Jerry Toppazzini.....	364
Ed Westfall.....	339



Rick Middleton

## LEFT WINGS

### GAMES

John Bucyk.....	1,436
Wayne Cashman.....	1,027
Don Marcotte.....	868
P. J. Axelsson.....	797
Woody Dumart.....	772
Doug Mohns.....	710
Milan Lucic.....	566
Brad Marchand.....	534
Ted Donato.....	528
Steve Heinze.....	515

### GOALS


John Bucyk.....	545
Wayne Cashman.....	277
Don Marcotte.....	230
Woody Dumart.....	211
Brad Marchand.....	192
Sergei Samsonov.....	164
Herb Cain.....	140
Milan Lucic.....	139
Steve Heinze.....	131
Vic Stasiuk.....	125

### ASSISTS

John Bucyk.....	794
Wayne Cashman.....	516
Don Marcotte.....	254
Doug Mohns.....	229
Woody Dumart.....	218
Sergei Samsonov.....	212
Milan Lucic.....	203
P. J. Axelsson.....	184
Brad Marchand.....	182
Vic Stasiuk.....	166

### POINTS

John Bucyk.....	1,339
Wayne Cashman.....	793
Don Marcotte.....	484
Woody Dumart.....	429
Sergei Samsonov.....	376
Brad Marchand.....	374
Doug Mohns.....	347
Milan Lucic.....	342
Vic Stasiuk.....	291
P. J. Axelsson.....	287



John Bucyk

## DEFENSEMEN

### GAMES

Ray Bourque.....	1,518
Don Sweeney.....	1,052
Dallas Smith.....	861
Dit Clapper.....	833
Zdeno Chara.....	820
Mike Milbury.....	754
Leo Boivin.....	717
Doug Mohns.....	710
Ferny Flaman.....	682
Bobby Orr.....	631

### GOALS

Ray Bourque.....	395
Bobby Orr.....	264
Dit Clapper.....	228
Zdeno Chara.....	131
Doug Mohns.....	118
Eddie Shore.....	103
Brad Park.....	100
Bill Hollett.....	84
Glen Wesley.....	77
Mike O'Connell.....	70

### ASSISTS

Ray Bourque.....	1,111
Bobby Orr.....	624
Brad Park.....	317
Zdeno Chara.....	298
Dallas Smith.....	248
Dit Clapper.....	246
Glen Wesley.....	230
Doug Mohns.....	229
Don Sweeney.....	210
Ted Green.....	206

### POINTS

Ray Bourque.....	1,506
Bobby Orr.....	888
Dit Clapper.....	474
Zdeno Chara.....	429
Brad Park.....	417
Doug Mohns.....	347
Glen Wesley.....	307
Dallas Smith.....	302
Eddie Shore.....	279
Mike O'Connell.....	268



Ray Bourque

## GOALTENDERS

### GAMES

Cecil Thompson.....	468
Frank Brimsek.....	444
Ed Johnston.....	444
Gerry Cheevers.....	416
Tuukka Rask.....	395
Tim Thomas.....	378
Byron Dafoe.....	283
Gilles Gilbert.....	277
Andy Moog.....	261
Jim Henry.....	237

### MINUTES PLAYED

Cecil Thompson.....	28,948
Frank Brimsek.....	27,010
Ed Johnston.....	25,747
Gerry Cheevers.....	24,274
Tuukka Rask.....	22,601
Tim Thomas.....	21,792
Byron Dafoe.....	16,365
Gilles Gilbert.....	15,915
Andy Moog.....	15,056
Jim Henry.....	14,172

### GOALS AGAINST AVG\*

Hal Winkler.....	1.56
Cecil Thompson.....	1.99
Tuukka Rask.....	2.24
Byron Dafoe.....	2.30
Tim Thomas.....	2.48
Terry Sawchuk.....	2.57
Jim Henry.....	2.57
Frank Brimsek.....	2.58
Andrew Raycroft.....	2.62
Ross Brooks.....	2.64

\* -- minimum 50 games

### WINS

Cecil Thompson.....	252
Frank Brimsek.....	230
Gerry Cheevers.....	229
Tuukka Rask.....	204
Tim Thomas.....	196
Ed Johnston.....	180
Gilles Gilbert.....	155
Andy Moog.....	136
Byron Dafoe.....	132
Jim Henry.....	93



Cecil "Tiny" Thompson



# TOP TEN LEADERS BY BIRTH COUNTRY

## CANADIAN-BORN

### GAMES

Ray Bourque .....	1,518
John Bucyk .....	1,436
Don Sweeney .....	1,052
Wayne Cashman .....	1,027
Patrice Bergeron .....	899
Terry O'Reilly .....	891
Rick Middleton .....	881
Don Marcotte .....	868
Dallas Smith .....	861
Dit Clapper .....	833

### GOALS

John Bucyk .....	545
Phil Esposito .....	459
Rick Middleton .....	402
Ray Bourque .....	395
Cam Neely .....	344
Wayne Cashman .....	277
Bobby Orr .....	264
Peter McNab .....	263
Patrice Bergeron .....	259
Don Marcotte .....	230

### ASSISTS

Ray Bourque .....	1,111
John Bucyk .....	794
Bobby Orr .....	624
Phil Esposito .....	553
Wayne Cashman .....	516
Rick Middleton .....	496
Patrice Bergeron .....	412
Terry O'Reilly .....	402
Adam Oates .....	357
Bill Cowley .....	346

### POINTS

Ray Bourque .....	1,506
John Bucyk .....	1,339
Phil Esposito .....	1,012
Rick Middleton .....	898
Bobby Orr .....	888
Wayne Cashman .....	793
Patrice Bergeron .....	671
Terry O'Reilly .....	606
Cam Neely .....	590
Peter McNab .....	587

## U. S.-BORN

### GAMES

Mike Milbury .....	754
Hal Gill .....	626
Ted Donato .....	528
Steve Heinze .....	515
Frank Brimsek .....	444
Mike O'Connell .....	424
Tom Williams .....	390
Bob Sweeney .....	382
Tim Thomas .....	378
Brian Rolston .....	359

### GOALS

Steve Heinze .....	131
Ted Donato .....	119
Brian Rolston .....	104
Tom Fergus .....	98
Tom Williams .....	96
Craig Janney .....	85
Bob Sweeney .....	81
Steve Leach .....	76
Mike O'Connell .....	70
Bill Guerin .....	69

### ASSISTS

Craig Janney .....	198
Mike O'Connell .....	198
Mike Milbury .....	189
Ted Donato .....	147
Brian Rolston .....	147
Torey Krug .....	138
Tom Fergus .....	138
Tom Williams .....	136
Bob Sweeney .....	112
Steve Heinze .....	108

### POINTS

Craig Janney .....	283
Mike O'Connell .....	268
Ted Donato .....	266
Brian Rolston .....	251
Steve Heinze .....	239
Mike Milbury .....	238
Tom Fergus .....	236
Tom Williams .....	232
Bob Sweeney .....	193
Torey Krug .....	176

## NON-NORTH AMERICAN-BORN

### GAMES

Zdeno Chara .....	Slovakia .....	820
P. J. Axelsson .....	Sweden .....	797
Kenneth R. Hodge .....	England .....	652
David Krejci .....	Czech Republic .....	623
Sergei Samsonov .....	Russia .....	514
Jozef Stumpel .....	Slovakia .....	424
Dennis Seidenberg .....	Germany .....	401
Tuukka Rask .....	Finland .....	395
Marco Sturm .....	Germany .....	302
John 'Red' Beattie .....	England .....	287

### GOALS

Kenneth R. Hodge .....	England .....	289
Sergei Samsonov .....	Russia .....	164
David Krejci .....	Czech Republic .....	134
Zdeno Chara .....	Slovakia .....	131
Marco Sturm .....	Germany .....	106
P. J. Axelsson .....	Sweden .....	103
Jozef Stumpel .....	Slovakia .....	75
Vladimir Ruzicka .....	Czech Republic .....	66
Loui Eriksson .....	Sweden .....	62

### ASSISTS

Kenneth R. Hodge .....	England .....	385
David Krejci .....	Czech Republic .....	369
Zdeno Chara .....	Slovakia .....	298
Sergei Samsonov .....	Russia .....	212
Jozef Stumpel .....	Slovakia .....	206
P. J. Axelsson .....	Sweden .....	184
Dennis Seidenberg .....	Germany .....	94
Marco Sturm .....	Germany .....	87
Loui Eriksson .....	Sweden .....	85
Michael Thelven .....	Sweden .....	80

### POINTS

Kenneth R. Hodge .....	England .....	674
David Krejci .....	Czech Republic .....	526
Zdeno Chara .....	Slovakia .....	429
Sergei Samsonov .....	Russia .....	376
P. J. Axelsson .....	Sweden .....	287
Jozef Stumpel .....	Slovakia .....	281
Marco Sturm .....	Germany .....	193
Loui Eriksson .....	Sweden .....	147
Dmitri Khristich .....	Ukraine .....	137
John 'Red' Beattie .....	England .....	137

# FATHER-SON & BROTHER COMBINATIONS

## FATHERS & SONS:

**BENNETT** - Harvey ('44-45) and Bill ('78-79)  
**BOURQUE** - Ray ('79-00) and Chris ('12-13)  
**DeMARCO** - Albert G. ('42-44) and Albert T. ('78-79)  
**GRAHAME** - Ron ('77-78) and John ('99-03)  
**HODGE** - Ken R. ('67-76) and Ken D. ('90-92)

## BROTHERS:

**CHERRY** - Don ('54-54) and Dick ('56-57)  
**COOK** - Alex 'Bud' ('31-32) and Fred 'Bun' ('36-37)  
**CROWDER** - Keith ('80-89) and Bruce ('81-84)  
**HARRIS** - Fred 'Smokey' ('24-25) and Henry ('30-31)  
**HILLMAN** - Floyd ('56-57) and (Larry ('57-60)  
**JACKSON** - Art ('37-38; '39-45) and Harvey ('41-44)  
**JERWA** - Frank ('31-35) and Joe ('31-32; '33-34; '36-37)

**PETTINGER** - Eric ('28-29) and Gordon ('37-40)  
**QUACKENBUSH** - Bill ('49-56) and Max ('50-51)  
**ROBERTS** - Doug ('71-74) and Gord ('92-94)  
**SCHOCK** - Ron ('63-67) and Danny ('69-71)  
**SHILL** - Jack ('34-35) and Bill ('42-43; '45-47)  
**SIGALET** - Jordan ('05-06) and Jonathan ('06-07)  
**TAYLOR** - Tim ('97-99) and Chris ('98-99)  
**TOPPAZZINI** - Zellio ('48-51); and Jerry ('52-54; '55-64)

# BOSTON BRUINS ALL-STARS

The following Bruins have been named to the NHL All-Star Teams by the Professional Hockey Writers Association since its inception in 1930-31.

## FIRST TEAM

### GOALTENDERS

Cecil "Tiny" Thompson (2)	1935-36; 1937-38
Frank Brimsek (2)	1938-39; 1941-42
Tim Thomas (2)	2008-09, 2010-11
Pete Peeters (1)	1982-83
Tuukka Rask (1)	2013-14

### DEFENSEMEN

Ray Bourque (12)	1979-80; 1981-82; 1983-84; 1984-85; 1986-87; 1987-88; 1989-90; 1990-91; 1991-92; 1992-93; 1993-94; 1995-96
Bobby Orr (8)	1967-68; 1968-69; 1969-70; 1970-71; 1971-72; 1972-73; 1973-74; 1974-75
Eddie Shore (7)	1930-31; 1931-32; 1932-33; 1934-35; 1935-36; 1937-38; 1938-39
Aubrey "Dit" Clapper (3)	1938-39; 1939-40; 1940-41
Brad Park (2)	1975-76; 1977-78
Zdeno Chara (2)	2008-09; 2013-14
Albert "Babe" Siebert (1)	1935-36
John Crawford (1)	1945-46
Bill Quackenbush (1)	1950-51

### CENTERS

Phil Esposito (6)	1968-69; 1969-70; 1970-71; 1971-72; 1972-73; 1973-74
Bill Cowley (4)	1937-38; 1940-41; 1942-43; 1943-44
Milt Schmidt (3)	1939-40; 1946-47; 1950-51
Fleming Mackell (1)	1952-53

### LEFT WINGS

John Bucyk (1)	1970-71
Brad Marchand (1)	2016-17

### RIGHT WINGS

Ken R. Hodge (2)	1970-71; 1973-74
------------------	------------------

### COACHES

Ralph "Cooney" Weiland (1)	1940-41
Art Ross (1)	1938-39

## SECOND TEAM

### GOALTENDERS

Frank Brimsek (6)	1939-40; 1940-41; 1942-43; 1945-46; 1946-47; 1947-48
Cecil "Tiny" Thompson (2)	1930-31; 1934-35
Jim Henry (1)	1951-52
Byron Dafoe (1)	1998-99

### DEFENSEMEN

Ray Bourque (6)	1980-81; 1982-83; 1985-86; 1988-89; 1994-95; 1998-99
Aubrey "Dit" Clapper (3)	1930-31; 1934-35; 1943-44
Ferny Flaman (3)	1954-55; 1956-57; 1957-58
Zdeno Chara (3)	2007-08, 2010-11, 2011-12
Eddie Shore (1)	1933-34
John Crawford (1)	1942-43
Bill Hollett (1)	1942-43
Bill Quackenbush (1)	1952-53
Bobby Orr (1)	1966-67
Ted Green (1)	1968-69

### CENTERS

Phil Esposito (2)	1967-68; 1974-75
Bill Cowley (1)	1944-45
Milt Schmidt (1)	1951-52
Bronco Horvath (1)	1959-60
Joe Thornton (1)	2002-03

### LEFT WINGS

Woody Dumart (3)	1939-40; 1940-41; 1946-47
Herb Cain (1)	1943-44
Ed Sandford (1)	1953-54
Real Chevrefils (1)	1956-57
John Bucyk (1)	1967-68
Wayne Cashman (1)	1973-74

### RIGHT WINGS

Bobby Bauer (4)	1938-39; 1939-40; 1940-41; 1946-47
Cam Neely (4)	1987-88; 1989-90; 1990-91; 1993-94
John McKenzie (1)	1969-70
Rick Middleton (1)	1981-82
Bill Guerin (1)	2001-02

### COACHES

Art Ross (2)	1937-38; 1942-43
--------------	------------------

# BOSTON BRUINS IN HALLS OF FAME



## HOCKEY HALL OF FAME

Name	Category	Year Elected	Year(s) with Bruins
Charles F. Adams	Builder	1960	1924-1936
Weston W. Adams	Builder	1972	1936-1951; 1964-1969
Dave Andreychuk	Player	2017	1999-2000
Marty Barry	Player	1965	1929-1935
Bobby Bauer	Player	1996	1935-1942; 1945-1947; 1951-1952
Leo Boivin	Player	1986	1954-1966
Ray Bourque	Player	2004	1979-2000
Frank Brimsek	Player	1966	1938-1949
Walter A. Brown	Builder	1962	1951-1964
John Bucyk	Player	1981	1957-1978
Billy Burch	Player	1974	1932-1933
Pat Burns	Builder	2014	1997-2000
Gerry Cheevers	Player	1985	1965-1972; 1975-1980
Aubrey "Dit" Clapper	Player	1947	1927-1947



Dit Clapper was inducted into the Hockey Hall of Fame in ceremonies following his final NHL game on February 12, 1947.

Sprague Cleghorn	Player	1958	1925-1928
Paul Coffey	Player	2004	2000-2001
Roy Conacher	Player	1998	1938-1942; 1945-1946
Fred "Bun" Cook	Player	1995	1936-1937
Bill Cowley	Player	1968	1935-1947
Cy Denneny	Player	1959	1928-1929
Woody Dumart	Player	1992	1935-1942; 1945-1954
Phil Esposito	Player	1984	1967-1976
Ferny Flaman	Player	1990	1945-1952; 1954-1956
Frank Fredrickson	Player	1958	1926-1929
Harvey Jackson	Player	1971	1941-1944
Jeremy M. Jacobs	Builder	2017	1975-Present
Tom Johnson	Player	1970	1963-1965
Gordon "Duke" Keats	Player	1958	1926-1927
Guy Lapointe	Player	1993	1983-1984
Brian Leetch	Player	2009	2005-2006
Harry Lumley	Player	1980	1957-1960
Mickey MacKay	Player	1952	1928-1930
Sylvio Mantha	Player	1960	1936-1937
Joe Mullen	Player	2000	1995-1996
Cam Neely	Player	2005	1986-1996
Adam Oates	Player	2012	1992-1997
Harry Oliver	Player	1967	1926-1934
Bobby Orr	Player	1979	1966-1976

Bernie Parent	Player	1984	1965-1967
Brad Park	Player	1988	1975-1983
Jacques Plante	Player	1978	1972-1973
Walter "Babe" Pratt	Player	1966	1946-1947
Bill Quackenbush	Player	1976	1949-1956
Jean Ratelle	Player	1985	1975-1981
Mark Recchi	Player	2017	2009-2011
Arthur H. Ross	Player	1945	1924-1954



Art Ross was elected into the Hockey Hall of Fame as a player. His years with the Bruins were as General Manager and Coach of the team.

Terry Sawchuk	Player	1971	1955-1957
Milt Schmidt	Player	1961	1936-1942; 1946-1955
Eddie Shore	Player	1945	1926-1940
Albert "Babe" Siebert	Player	1964	1933-1936
Harry Sinden	Builder	1983	1966-Present
Reginald "Hooley" Smith	Player	1972	1936-1937
Allan Stanley	Player	1981	1956-1958
Nels Stewart	Player	1962	1932-1935; 1936-1937
Cecil "Tiny" Thompson	Player	1959	1928-1939
Rogatien "Rogie" Vachon	Player	2016	1980-1982
Ralph "Cooney" Weiland	Player	1971	1928-1939



## U. S. HOCKEY HALL OF FAME MUSEUM

Name	Year Elected	Year(s) with Bruins
Frank Brimsek	1973	1938-1949
Walter A. Brown	1973	1951-1964
Bobby Carpenter	2007	1988-1992
Dave Christian	2001	1989-1991
Bill Guerin	2013	2000-2002
Craig Janney	2016	1987-1992
Myles Lane	1973	1928-1930; 1933-1934
Reed Larson	1996	1985-1988
Brian Leetch	2008	2005-2006
Mike Milbury	2006	1975-1987
Joe Mullen	1998	1995-1996
George Owen Jr.	1973	1928-1933
Gordie Roberts	1999	1992-1994
Clifford Thompson	1973	1941-1942; 1948-1949
Tom Williams	1981	1961-1969
Ken Yackell	1986	1958-1959



# BRUINS HONORED NUMBERS



## EDWARD W. SHORE | Defense

The league's first true superstar, Eddie Shore remains the only defenseman in NHL history to win four Hart Trophies as league MVP and he finished second in the balloting in another year ... He was an eight-time NHL All-Star, although he played for four seasons before All-Star teams were conceived in 1930-31 ... As tough as he was talented, he had 165 penalty minutes in just 44 games in 1927-28 and finished as high as 12th in the league's scoring race in 1932-33, which was unheard of for a defenseman at that time ... He won two Stanley Cups with the Bruins - in 1929 and 1939 - and was among the first group of inductees into the Hockey Hall of Fame in 1945.



## LIONEL HITCHMAN | Defense

The Bruins may have had a tough first year on the ice with just six wins in 1924-25, but they found their leader when they acquired Lionel Hitchman on January 8 of that season ... He captained the Bruins from 1927-1931 ... Paired on defense with Eddie Shore for eight seasons, it was not unusual for him to play the entire 60 minutes of a game ... A classic 'defensive defenseman', he was so highly regarded in his time that he finished second in the Hart Trophy balloting as the NHL MVP in 1929-30 ... He captained the Bruins' first Stanley Cup championship team in 1929.



## ROBERT G. ORR | Defense

Even a partial list of his accomplishments takes line after line, but Bobby Orr can be summed up in just seven words - the best ever to play the game ... He won 16 NHL trophies in his ten seasons in Boston, including three Hart Trophies as league MVP and two Ross Trophies as the only defenseman to ever win a scoring title ... He won the Norris Trophy as the league's top blueliner for eight straight seasons and two Conn Smythe Trophies as MVP of the playoffs in the 1970 and 1972 Cup-winning campaigns ... A nine-time NHL All-Star, he was the first player in NHL history to record 100 assists in a season and the first to record six consecutive 100-point seasons ... He was elected to the Hockey Hall of Fame in 1979.



## AUBREY V. CLAPPER | Right Wing & Defense

"Dit" Clapper was the league's original iron man as the first player in NHL history to play for 20 seasons and he served as Boston captain for 14 years ... One of the most versatile players to ever play the game, he competed his first nine seasons as a right wing and earned two NHL All-Star berths at that position before playing his final 11 campaigns on defense with four additional All-Star appearances as a blueliner ... He played his final game on February 12, 1947 and, in ceremonies immediately after that game, was both inducted into the Hockey Hall of Fame and saw his number five raised to the Garden rafters ... He remains the only Bruin to play on three championship Boston teams - 1929, 1939 and 1941.



## PHILIP A. ESPOSITO | Center

One of the premier scorers in NHL history, Phil Esposito was the first player in league annals to record 100 points in a season and he reached that mark on six occasions ... He won the Hart Trophy as NHL MVP twice and the Ross Trophy as the league's top scorer on five occasions while finishing second in three other seasons ... Named an NHL All-Star in eight of his nine Boston seasons, he led the NHL in goals for six straight years, and shattered the league scoring record with 76 goals in 1970-71, a mark that stood for 12 years until Wayne Gretzky broke it in 1981-82 ... He won two Stanley Cups with Boston, in 1970 and 1972, and was elected to the Hockey Hall of Fame in 1984.



# BRUINS HONORED NUMBERS



## CAMERON M. NEELY | Right Wing

It is a rare athlete that needs a new term coined to describe him, but no one had used the term 'power forward' in hockey until Cam Neely came along ... An NHL All-Star on four occasions, he led the team in goals for seven of his ten seasons, including three 50-goal campaigns ... He still holds the team record for goals by a wing with 55 in 1989-90 and he is the team's all-time playoff goal leader as well ... He won the Masterton Trophy for dedication in 1993-94 when he scored 50 goals in just 44 games after missing most of the previous two seasons with thigh, knee and hip injuries ... Only Wayne Gretzky has scored 50 goals in fewer games in one season ... Injuries forced his retirement in September, 1996 and he was elected into the Hockey Hall of Fame in 2005.



## JOHN P. BUCYK | Left Wing

John Bucyk is known as Chief and he was the team's leader in every way for the 21 seasons he played in a Bruins uniform ... He held every team career offensive record for over 20 years, remains the team's all-time goal scorer and is second on the club's all-time scoring list ... He served as team captain for five seasons and won two Stanley Cups with Boston, in 1970 and 1972 ... The winner of two Lady Byng Trophies as the league's most gentlemanly player, he was twice an NHL All-Star and was elected into the Hockey Hall of Fame in 1981 ... He has continued to be one of the Bruins' - and hockey's - greatest ambassadors as he has spent over 50 years in the organization in various capacities.



## MILTON C. SCHMIDT | Center

If it is possible for one man to be all things to an organization, Milt Schmidt was that man for the Bruins ... The only man in Bruins history to serve the club as player, captain, coach and General Manager, he has figured in four of the team's six Stanley Cups - as a player in 1939 and 1941 and as the team's GM in 1970 and 1972 ... A four-time NHL All-Star, he won the Hart Trophy as league MVP in 1951 and the Art Ross scoring title in 1940 ... He centered the famed "Kraut Line", which became the first line in NHL history to finish 1-2-3 in the league's scoring race (1939-40), and missed three years of his career from 1942-1945 while serving in World War II with the Royal Canadian Air Force ... He was elected into the Hockey Hall of Fame in 1961.



## TERENCE J. O'REILLY | Right Wing

Terry O'Reilly epitomized the Bruins of his generation ... As comfortable using his hands for scoring or fighting, he is one of just four players in club history to lead the team in scoring and penalty minutes in the same season ... He served as the team captain from 1983-85, still ranks ninth on the team's all-time scoring list and is the club's all-time leader in penalty minutes ... He also coached the team from 1986-89, including an appearance in the 1988 Stanley Cup Finals.



## RAYMOND J. BOURQUE | Defense

There are few players in league history as complete and adept at all facets of the game as Ray Bourque ... He was the first non-goaltender in league annals to win the Calder Trophy and be named a First Team All-Star in his rookie season ... He won five Norris Trophies as the league's top defenseman, won five team scoring titles and was named an NHL All-Star 18 times in his 21 seasons with the team ... He finished his Boston career as the club's all-time leader in games, assists and points and he remains the NHL's all-time leading scorer among defensemen ... He was elected into the Hockey Hall of Fame in 2004.




# BUINS NHL TROPHY WINNERS

## HART MEMORIAL TROPHY

Most Valuable Player

Eddie Shore .....	1932-33
Eddie Shore .....	1934-35
Eddie Shore .....	1935-36
Eddie Shore .....	1937-38
Bill Cowley .....	1940-41
Bill Cowley .....	1942-43
Milt Schmidt .....	1950-51
Phil Esposito .....	1968-69
Bobby Orr .....	1969-70
Bobby Orr .....	1970-71
Bobby Orr .....	1971-72
Phil Esposito .....	1973-74



Bobby Orr was the first player to win the Hart Trophy in three consecutive seasons.

## ART ROSS TROPHY

NHL Scoring Leader

Ralph "Cooney" Weiland .....	1929-30
Milt Schmidt .....	1939-40
Bill Cowley .....	1940-41
Herb Cain .....	1943-44
Phil Esposito .....	1968-69
Bobby Orr .....	1969-70
Phil Esposito .....	1970-71
Phil Esposito .....	1971-72
Phil Esposito .....	1972-73
Phil Esposito .....	1973-74
Bobby Orr .....	1974-75



Phil Esposito's run of five scoring titles in six years was broken only by teammate Bobby Orr.

## CONN SMYTHE TROPHY

Playoff Most Valuable Player

Bobby Orr .....	1969-70
Bobby Orr .....	1971-72
Tim Thomas .....	2010-11

## JAMES NORRIS MEMORIAL

TROPHY

Top Defenseman

Bobby Orr .....	1967-68
Bobby Orr .....	1968-69
Bobby Orr .....	1969-70
Bobby Orr .....	1970-71
Bobby Orr .....	1971-72
Bobby Orr .....	1972-73
Bobby Orr .....	1973-74
Bobby Orr .....	1974-75
Ray Bourque .....	1986-87
Ray Bourque .....	1987-88
Ray Bourque .....	1989-90
Ray Bourque .....	1990-91
Ray Bourque .....	1993-94
Zdeno Chara .....	2008-09

## CALDER MEMORIAL TROPHY

Top Rookie

Frank Brimsek .....	1938-39
Jack Gelineau .....	1949-50
Larry Regan .....	1956-57
Bobby Orr .....	1966-67
Derek Sanderson .....	1967-68
Ray Bourque .....	1979-80
Sergei Samsonov .....	1997-98
Andrew Raycroft .....	2003-04

## VEZINA TROPHY

Top Goaltender

Cecil "Tiny" Thompson .....	1929-30
Cecil "Tiny" Thompson .....	1932-33
Cecil "Tiny" Thompson .....	1935-36
Cecil "Tiny" Thompson .....	1937-38
Frank Brimsek .....	1938-39
Frank Brimsek .....	1941-42
Pete Peeters .....	1982-83
Tim Thomas .....	2008-09
Tim Thomas .....	2010-11
Tuukka Rask .....	2013-14

## FRANK J. SELKE TROPHY

Top Defensive Forward

Steve Kasper .....	1981-82
Patrice Bergeron .....	2011-12
Patrice Bergeron .....	2013-14
Patrice Bergeron .....	2014-15
Patrice Bergeron .....	2016-17



Patrice Bergeron won his fourth Selke Trophy in 2016-17, becoming just the second player in NHL history to win four times. He has been a finalist for the award for seven straight seasons.

## JACK ADAMS TROPHY

Top Coach

Don Cherry .....	1975-76
Pat Burns .....	1997-98
Claude Julien .....	2008-09

## LADY BYNG MEMORIAL TROPHY

Most Gentlemanly Player

Bobby Bauer .....	1939-40
Bobby Bauer .....	1940-41
Bobby Bauer .....	1946-47
Don McKenney .....	1959-60
John Bucyk .....	1970-71
John Bucyk .....	1973-74
Jean Ratelle .....	1975-76
Rick Middleton .....	1981-82

## WILLIAM M. JENNINGS TROPHY

Fewest Team Goals Allowed

Reggie Lemelin & Andy Moog .....	1989-90
Tim Thomas & Manny Fernandez .....	2008-09

## KING CLANCY MEMORIAL TROPHY

Leadership Qualities On & Off the Ice  
& Contributions to the Community

Patrice Bergeron .....	2012-13
------------------------	---------

## BILL MASTERTON MEMORIAL TROPHY

Dedication & Perseverance

Charlie Simmer .....	1985-86
Gord Kluzak .....	1989-90
Cam Neely .....	1993-94
Phil Kessel .....	2006-07

## MARK MESSIER NHL

LEADERSHIP AWARD

Leadership Qualities On & Off the Ice

Zdeno Chara .....	2010-11
-------------------	---------

## NHL FOUNDATION AWARD

Contributions to his Community

Patrice Bergeron .....	2013-14
------------------------	---------

## LESTER PATRICK TROPHY

Contributions to hockey in the United States

Charles Adams .....	1967
Walter Brown .....	1968
Eddie Shore .....	1970
Ralph "Cooney" Weiland .....	1972
Weston Adams Sr. ....	1974
John Bucyk .....	1977
Tom Fitzgerald .....	1978
Art Ross .....	1984
Fred Cusick .....	1988
Milt Schmidt .....	1996
Harry Sinden .....	1999
Cam Neely .....	2010
Jeremy M. Jacobs .....	2015



# BRUINS TEAM TROPHY WINNERS

## ELIZABETH C. DUFRESNE TROPHY

Player most outstanding in home games  
as voted by Boston media

Cecil "Tiny" Thompson .....	1935-36
Eddie Shore .....	1936-37
Eddie Shore .....	1937-38
Eddie Shore .....	1938-39
Aubrey "Dit" Clapper.....	1939-40
Aubrey "Dit" Clapper.....	1940-41
Milt Schmidt, Woody Dumart & Bobby Bauer.....	1941-42
Frank Brimsek .....	1942-43
Bill Cowley.....	1943-44
Jack Crawford .....	1944-45
Jack Crawford .....	1945-46
Milt Schmidt .....	1946-47
Frank Brimsek .....	1947-48
Pat Egan.....	1948-49
Milt Schmidt .....	1949-50
Milt Schmidt .....	1950-51
Jim Henry .....	1951-52
Fleming Mackell.....	1952-53
Jim Henry .....	1953-54
Leo LaBine.....	1954-55
Terry Sawchuk .....	1955-56
Jerry Toppazzini.....	1956-57
Jerry Toppazzini.....	1957-58
Vic Stasiuk .....	1958-59
Bronco Horvath .....	1959-60
Leo Boivin .....	1960-61
Doug Mohns.....	1961-62
John Bucyk .....	1962-63
Ed Johnston.....	1963-64
Ted Green .....	1964-65
John Bucyk .....	1965-66
Bobby Orr.....	1966-67
Phil Esposito .....	1967-68
Phil Esposito .....	1968-69
Bobby Orr.....	1969-70
Phil Esposito .....	1970-71
Bobby Orr.....	1971-72
Phil Esposito .....	1972-73
Phil Esposito & Bobby Orr.....	1973-74
Bobby Orr.....	1974-75
Gregg Sheppard.....	1975-76
Jean Ratelle .....	1976-77
Brad Park & Terry O'Reilly.....	1977-78
Rick Middleton.....	1978-79
Ray Bourque .....	1979-80
Rick Middleton.....	1980-81
Rick Middleton.....	1981-82
Pete Peeters.....	1982-83
Rick Middleton.....	1983-84
Ray Bourque .....	1984-85
Ray Bourque .....	1985-86
Ray Bourque .....	1986-87
Cam Neely .....	1987-88
Randy Burridge.....	1988-89
Ray Bourque .....	1989-90
Cam Neely .....	1990-91
Vladimir Ruzicka .....	1991-92
Adam Oates .....	1992-93
Ray Bourque .....	1993-94
Cam Neely .....	1994-95
Ray Bourque .....	1995-96
Jozef Stumpel.....	1996-97
Jason Allison.....	1997-98
Byron Dafeo .....	1998-99
Joe Thornton.....	1999-2000
Jason Allison.....	2000-01
Brian Rolston .....	2001-02

Joe Thornton.....	2002-03
Andrew Raycroft.....	2003-04
No Season.....	2004-05
Patrice Bergeron .....	2005-06
Marc Savard .....	2006-07
Marco Sturm .....	2007-08
Marc Savard .....	2008-09
Patrice Bergeron .....	2009-10
Tim Thomas .....	2010-11
Brad Marchand.....	2011-12
Patrice Bergeron .....	2012-13
David Krejci .....	2013-14
Tuukka Rask .....	2014-15
Loui Eriksson.....	2015-16
Brad Marchand.....	2016-17



**Brad Marchand**

**2016-17 Elizabeth C.  
Dufresne Trophy  
recipient**

## SEVENTH PLAYER AWARD

Player who performed beyond expectations  
as voted by fans

Ed Westfall .....	1968-69
John McKenzie .....	1969-70
Fred Stanfield .....	1970-71
Derek Sanderson .....	1971-72
Dallas Smith .....	1972-73
Carol Vadnais & Don Marcotte .....	1973-74
Terry O'Reilly .....	1974-75
Gregg Sheppard.....	1975-76
Gary Doak.....	1976-77
Stan Jonathan.....	1977-78
Rick Middleton .....	1978-79
Ray Bourque .....	1979-80
Steve Kasper.....	1980-81
Barry Pederson.....	1981-82
Pete Peeters.....	1982-83
Mike O'Connell.....	1983-84
Keith Crowder.....	1984-85
Randy Burridge.....	1985-86
Cam Neely .....	1986-87
Glen Wesley.....	1987-88
Randy Burridge.....	1988-89
John Carter .....	1989-90
Ken D. Hodges .....	1990-91
Vladimir Ruzicka .....	1991-92
Don Sweeney.....	1992-93
Cam Neely .....	1993-94
Blaine Lacher .....	1994-95
Kyle McLaren.....	1995-96
Ted Donato .....	1996-97
Jason Allison.....	1997-98
Byron Dafeo .....	1998-99
Joe Thornton.....	1999-00
Bill Guerin.....	2000-01
Bill Guerin.....	2001-02
Mike Knuble.....	2002-03
Andrew Raycroft.....	2003-04
No Season.....	2004-05
Tim Thomas .....	2005-06
Tim Thomas .....	2006-07
Milan Lucic .....	2007-08
David Krejci .....	2008-09
Tuukka Rask .....	2009-10
Brad Marchand.....	2010-11
Tyler Seguin.....	2011-12

Dougie Hamilton.....	2012-13
Reilly Smith.....	2013-14
David Pastrnak.....	2014-15
Brad Marchand.....	2015-16
David Pastrnak.....	2016-17



**David Pastrnak**

**2016-17 Seventh  
Player Award  
recipient**

## JOHN P. BUCYK AWARD

Charitable and Community  
Endeavors

Steve Heinze .....	1999-2000
Don Sweeney.....	2000-01
Hal Gill.....	2001-02
Nick Boynton.....	2002-03
Martin Lapointe.....	2003-04
No Season.....	2004-05
P. J. Axelsson.....	2005-06
Patrice Bergeron .....	2006-07
Zdeno Chara .....	2007-08
Aaron Ward .....	2008-09
Shawn Thornton.....	2009-10
Andrew Ference.....	2010-11
Brad Marchand.....	2011-12
Gregory Campbell .....	2012-13
Tuukka Rask .....	2013-14
Dougie Hamilton.....	2014-15
Jimmy Hayes.....	2015-16
David Pastrnak.....	2016-17



**David Pastrnak**

**2016-17 John P.  
Bucyk Award  
recipient**

## RADIO NETWORK FIRST STAR AWARD

Bobby Orr.....	1973-74
Phil Esposito .....	1974-75
Jean Ratelle .....	1975-76
Jean Ratelle .....	1976-77
Terry O'Reilly .....	1977-78
Rick Middleton.....	1978-79
Rick Middleton.....	1979-80
Rick Middleton.....	1980-81
Rick Middleton.....	1981-82
Rick Middleton.....	1982-83
Rick Middleton.....	1983-84
Ray Bourque .....	1984-85
Ray Bourque .....	1985-86
Ray Bourque .....	1986-87
Cam Neely .....	1987-88
Cam Neely .....	1988-89
Cam Neely .....	1989-90
Cam Neely .....	1990-91
Andy Moog .....	1991-92
Adam Oates .....	1992-93
Cam Neely .....	1993-94
Cam Neely .....	1994-95
Adam Oates .....	1995-96

# BRUINS TEAM TROPHY WINNERS

Ray Bourque .....	1996-97
Byron Dafoe .....	1997-98
Byron Dafoe .....	1998-99
Joe Thornton.....	1999-2000
Jason Allison.....	2000-01
Byron Dafoe .....	2001-02
Joe Thornton.....	2002-03
Andrew Raycroft.....	2003-04
No Season.....	2004-05
Patrice Bergeron.....	2005-06
Marc Savard.....	2006-07
Tim Thomas .....	2007-08
Marc Savard.....	2008-09
Patrice Bergeron.....	2009-10
Tim Thomas .....	2010-11
Tim Thomas .....	2011-12
Tuukka Rask .....	2012-13
Tuukka Rask .....	2013-14
Patrice Bergeron.....	2014-15
Patrice Bergeron.....	2015-16
Tuukka Rask .....	2016-17

## RADIO NETWORK SECOND STAR AWARD

Phil Esposito .....	1973-74
Bobby Orr .....	1974-75
Gregg Sheppard.....	1975-76
Brad Park .....	1976-77
Peter McNab.....	1977-78
Peter McNab.....	1978-79
Terry O'Reilly.....	1979-80
Peter McNab.....	1980-81
Barry Pederson.....	1981-82
Pete Peeters.....	1982-83
Barry Pederson.....	1983-84
Ken Linseman.....	1984-85
Ken Linseman.....	1985-86
Bill Ranford.....	1986-87
Steve Kasper.....	1987-88
Ray Bourque .....	1988-89
Ray Bourque .....	1989-90
Ray Bourque .....	1990-91
Ray Bourque .....	1991-92
Joe Juneau .....	1992-93
Ray Bourque .....	1993-94
Ray Bourque .....	1994-95
Ray Bourque .....	1995-96
Ted Donato .....	1996-97
Jason Allison.....	1997-98
Ray Bourque .....	1998-99
Kyle McLaren.....	1999-2000
Bill Guerin.....	2000-01
Brian Rolston .....	2001-02
Glen Murray.....	2002-03
Joe Thornton.....	2003-04
No Season.....	2004-05
Brad Boyes.....	2005-06
Tim Thomas .....	2006-07
Marc Savard.....	2007-08
Zdeno Chara .....	2008-09
David Krejci .....	2009-10
Patrice Bergeron.....	2010-11
Patrice Bergeron.....	2011-12
Patrice Bergeron.....	2012-13
David Krejci .....	2013-14
Tuukka Rask .....	2014-15
Tuukka Rask .....	2015-16
Patrice Bergeron.....	2016-17

## RADIO NETWORK THIRD STAR AWARD

Gilles Gilbert.....	1973-74
Gregg Sheppard.....	1974-75
John Bucyk .....	1975-76
Peter McNab.....	1976-77
Brad Park .....	1977-78
Terry O'Reilly.....	1978-79
Ray Bourque .....	1979-80
Ray Bourque .....	1980-81
Ray Bourque .....	1981-82
Ray Bourque .....	1982-83
Ray Bourque .....	1983-84
Keith Crowder.....	1984-85
Keith Crowder.....	1985-86
Steve Kasper.....	1986-87
Ray Bourque .....	1987-88
Randy Burridge.....	1988-89
Andy Moog .....	1989-90
Craig Janney.....	1990-91
Vladimir Ruzicka .....	1991-92
Ray Bourque .....	1992-93
Adam Oates .....	1993-94
Blaine Lacher .....	1994-95
Bill Ranford.....	1995-96
Jozef Stumpel.....	1996-97
Ray Bourque .....	1997-98
Jason Allison.....	1998-99
Sergei Samsonov.....	1999-2000
Joe Thornton.....	2000-01
Joe Thornton.....	2001-02
Mike Knuble.....	2002-03
Glen Murray.....	2003-04
No Season.....	2004-05
Tim Thomas .....	2005-06
Glen Murray.....	2006-07
Marco Sturm .....	2007-08
Tim Thomas .....	2008-09
Tuukka Rask .....	2009-10
Milan Lucic.....	2010-11
Milan Lucic.....	2011-12
Tyler Seguin.....	2012-13
Patrice Bergeron.....	2013-14
Brad Marchand.....	2014-15
David Krejci .....	2015-16
Brad Marchand.....	2016-17

## JOHN CARLTON MEMORIAL TROPHIES



John Carlton

The John Carlton Memorial Trophies are given annually by the Boston Bruins to the outstanding male and female student-athletes in Eastern Massachusetts high school hockey or junior hockey. They are given to the high school seniors "who combine exceptional hockey skills with academic excellence."

The annual awards are named in honor of the late Bruins scout and administrator who passed away in December, 1982 after a long and dedicated affiliation at all levels of the game.

## Men's Winners

Allen Bourbeau (Acton-Boxboro) .....	1982-83
Tom Glavine (Billerica) .....	1983-84
Robert Hardy (Malden Catholic) .....	1984-85
Brian Ferreira (Falmouth) .....	1985-86
Ted Donato (Catholic Memorial) .....	1986-87
Kurt Laakso (Newburyport) .....	1987-88
Matt Poska (Lynn English) .....	1988-89
Robert Chebator (Arlington) .....	1989-90
Tim O'Sullivan (Catholic Memorial) .....	1990-91
Michael Sullivan (Reading) .....	1991-92
Allen Melanson (Lynn English) .....	1992-93
Shawn Lothrop (Newton North) .....	1993-94
Richard Sacchetti (Chelmsford) .....	1994-95
Michael Souza (Wakefield) .....	1995-96
Bobby Allen (Cushing Academy) .....	1996-97
Brian Eklund (Archbishop Williams) .....	1997-98
Thomas Calabro (Billerica) .....	1998-99
Jonathan Goodwin (Catholic Memorial) .....	1999-2000
Noah Welch (St. Sebastian's) .....	2000-01
Gabe Winer (Governor Dummer) .....	2001-02
Brian Boyle (St. Sebastian's) .....	2002-03
Cory Schneider (Phillips Academy) .....	2003-04
Benn Ferreira (Governor Dummer) .....	2004-05
Chris Huxley (Noble & Greenough) .....	2005-06
Kevin McNamara (Belmont Hill) .....	2006-07
Edwin Shea (Boston Jr. Bruins) .....	2007-08
Wayne Simpson (Lawrence Academy) .....	2008-09
Charlie Coyle (South Shore Kings) .....	2009-10
Matt Harlow (Noble & Greenough) .....	2010-11
Jimmy Vesey (North Reading) .....	2011-12
Ryan Fitzgerald (Valley Jr. Warriors) .....	2012-13
Miles Gendron (The River School) .....	2013-14
Ryan Donato (Dexter School) .....	2014-15
Ty Amonte (Thayer Academy) .....	2015-16
Casey Carreau (Thayer Academy) .....	2016-17

## Women's Winners

Deanna McDevitt (Milton Academy) .....	1998-99
Krissy McManus (Noble & Greenough) .....	1999-00
Amy McLaughlin (Milton Academy) .....	2000-01
Karen Thatcher (Noble & Greenough) .....	2001-02
Christine Capuano (Lawrence Academy) .....	2002-03
Deb Spillane (Franklin) .....	2003-04
Sarah Parsons (Noble & Greenough) .....	2004-05
Julie Flynn (Noble & Greenough) .....	2005-06
Marissa Gentile (Tabor Academy) .....	2006-07
Kelly Foley (Tabor Academy) .....	2007-08
Jillian Dempsey (Rivers School) .....	2008-09
Marissa Gedman (Noble & Greenough) .....	2009-10
Alex Carpenter (Governor's Academy) .....	2010-11
Mary Parker (Noble & Greenough) .....	2011-12
Natasha Rachlin (Noble & Greenough) .....	2012-13
Lexie Laing (Noble & Greenough) .....	2013-14
Samantha Davis (Tabor Academy) .....	2014-15
Caitrin Lonergan (Noble & Greenough) .....	2015-16
Becca Gilmore (Noble & Greenough) .....	2016-17



Casey Carreau (Left) and Becca Gilmore (Right) received their 2016-17 men's and women's John Carlton Awards from Bruins General Manager Don Sweeney (Center).

# ALL-TIME ROSTER

## A complete listing of the 989 players who have played for the Bruins from 1924-25 through 2016-17

Note - Photo represents the leading scorer of each last initial ... Player pictured is in italics.

### LEGEND:

Player Name ... Position ... Height ... Weight ... Date and Place of Birth (if known) ... (Uniform Number(s) if known) ... Team Transactions (if known)

Season(s) Played	Regular Season					Playoffs				
	GP	G	A	PTS	PIM	GP	G	A	PTS	PIM

### - A -



**ABBOTT, George** ... Goal ... 5'7" ... 153 ... Aug. 3, 1911 in Synenham ONT ... Loaned to Boston from Toronto to replace injured Bert Gardiner, Nov. 27, 1943  
1943-44 1 - 0 0 0 0

**ACCIARI, Noel** ... Center ... 5'10" ... 208 ... Dec. 1, 1991 in Johnston RI ... (#55) ... Signed as a free agent, June 8, 2015  
2015-16--2016-17 48 2 4 6 24 4 1 0 1 2

**ADAMS, John** ... Goal ... 6'0" ... 200 ... July 27, 1946 in Port Arthur ONT ... (#28; #31) ... Traded to San Diego/WHL as future considerations portion of Mar. 10, 1973 Ken Broderick trade, June 12, 1973  
1972-73 14 - 0 0 0 0

**ADDUONO, Rick** ... Center ... 5'11" ... 182 ... Jan. 25, 1955 in Thunder Bay ONT ... (#31) ... Third pick, 60th overall, in the 1975 NHL Amateur Draft  
1975-76 1 0 0 0 0

**AITKEN, Johnathan** ... Defense ... 6'4" ... 210 ... May 24, 1978 in Edmonton ALTA ... (#49) ... First pick, eighth overall, in the 1996 NHL Entry Draft  
1999-00 3 0 0 0 0

**ALBERTS, Andrew** ... Defense ... 6'5" ... 218 ... June 30, 1981 in Minneapolis MN ... (#41) ... Fifth pick (sixth round), 179th overall, in the 2001 NHL Entry Draft ... Traded to Philadelphia for Ned Lukacevic and 2009 fourth round draft pick (Lane MacDermid), Oct. 13, 2008  
2005-06--2008-09 184 1 18 19 231 2 0 0 0 0

**ALDCORN, Gary** ... Left Wing ... 5'11" ... 170 ... Mar. 7, 1935 in Shaunavon SASK ... Acquired from Detroit with Murray Oliver and Tom McCarthy for Vic Stasiuk and Leo Labine, Jan. 23, 1961  
1960-61 21 2 3 5 12

**ALLEN, Bobby** ... Defense ... 6'1" ... 215 ... Nov. 14, 1978 in Weymouth MA ... (#38) ... Second pick, 52nd overall, in the 1998 NHL Entry Draft ... Traded to Edmonton for Sean Brown, Mar. 19, 2002 ... Signed as a free agent, July 17, 2006  
2006-07--2007-08 49 0 3 3 12

**ALLISON, Jason** ... Center ... 6'3" ... 205 ... May 29, 1975 in North York ONT ... (#14; #41) ... Acquired from Washington with Jim Carey, Anson Carter and 1997 third round draft pick (Lee Goren) for Adam Oates, Bill Ranford and Rick Tocchet, Mar. 1, 1997 ... Traded to Los Angeles with Mikko Eloranta for Glen Murray and Jozef Stumpel, Oct. 24, 2001  
1996-97--2000-01 301 105 189 294 242 18 4 15 19 10

**ANDERSON, Bill** ... Defense ... 6'0" ... 190 ... Dec. 13, 1912 in Tillsonburg ONT ... (#21)  
1942-43 - - - - 1 0 0 0 0

**ANDERSON, Earl** ... Right Wing ... 6'1" ... 185 ... Feb. 24, 1951 in Roseau MN ... (#16; #27; #28) ... Acquired from Detroit with Hank Nowak for Walt McKechnie and 1975 third round draft pick (Clarke Hamilton), Feb. 18, 1975  
1974-75--1976-77 64 12 16 28 10 5 0 1 1 0

**ANDREYCHUK, Dave** ... Left Wing ... 6'4" ... 220 ... Sept. 29, 1963 in Hamilton ONT ... (#38) ... Signed as a free agent, July 29, 1999 ... Traded to Colorado with Ray Bourque for Brian Rolston, Samuel Pahlsson, Martin Grenier and 2000 first round draft pick (Martin Samuelsson), Mar. 6, 2000  
1999-00 63 19 14 33 28

**ARBOUR, John** ... Defense ... 5'11" ... 195 ... Sept. 28, 1945 in Niagara Falls ONT ... (#27) ... Traded to Pittsburgh with Jean Pronovost for cash, May 21, 1968  
1965-66; 1967-68 6 0 1 1 11

**ARMSTRONG, Bob** ... Defense ... 6'1" ... 190 ... Apr. 7, 1931 in Toronto ONT ... (#4) ... Loaned to Montreal with Dallas Smith and cash for Wayne Connelly, Oct. 26, 1961  
1950-51--1961-62 542 13 86 99 671 42 1 7 8 28

**ARNIEL, Jamie** ... Center ... 5'11" ... 191 ... Nov. 16, 1989 in Kingston ONT ... (#72) ... Fourth pick, 97th overall, in the 2008 NHL Entry Draft.  
2010-11 1 0 0 0 0

**ARNIEL, Scott** ... Left Wing ... 6'1" ... 188 ... Sept. 17, 1962 in Kingston ONT ... (#29) ... Acquired from Winnipeg for future considerations, Nov. 22, 1991  
1991-92 29 5 3 8 20

**ASHBEE, Barry** ... Defense ... 5'10" ... 180 ... July 28, 1939 in Weston ONT ... Traded to Detroit with Ed Chadwick for Bob Perreault, June, 1962  
1965-66 14 0 3 3 14

**ASHTON, Brent** ... Left Wing ... 6'1" ... 210 ... May 18, 1960 in Saskatoon SASK ... (#18) ... Acquired from Winnipeg for Petri Skriko, Oct. 29, 1991 ... Traded to Calgary for C. J. Young, Feb. 1, 1993  
1991-92--1992-93 87 19 24 43 58

**ATKINSON, Steve** ... Right Wing ... 5'11" ... 170 ... Oct. 16, 1948 in Toronto ONT ... Acquired from Detroit as future considerations portion of Feb. 16, 1966 Leo Boivin-Dean Prentice trade, June 6, 1966 ... Traded to Hershey/AHL for cash, June, 1970  
1968-69 1 0 0 0 0

**AUBUCHON, Oscar** ... Left Wing ... 5'10" ... 175 ... Jan. 1, 1917 in St. Hyacinthe QBC ... (#15) ... Acquired from Providence/AHL with Norm Calladine and Ab DeMarco for cash, Mar. 8, 1943 ... Traded to NY Rangers for cash, Nov., 1943  
1942-43--1943-44 12 4 0 4 0

**AULD, Alex** ... Goal ... 6'5" ... 221 ... Jan. 7, 1981 in Cold Lake ALTA ... (#29) ... Acquired from Phoenix for Nate DiCasmirro and 2009 fifth round draft pick (Jeff Costello), Dec. 6, 2007  
2007-08 23 - 0 0 0 0

**AWREY, Don** ... Defense ... 6'0" ... 175 ... July 18, 1943 in Kitchener ONT ... (#22; #26) ... Traded to St. Louis for Jake Rathwell, 1974 second round draft pick (Mark Howe) and cash, Oct. 5, 1973  
1963-64--1972-73 543 21 87 108 827 54 0 11 11 132

**AXELSSON, Per-Johan "PJ"** ... Left Wing ... 6'1" ... 175 ... Feb. 26, 1975 in Kungälv, SWE ... (#57; #11) ... Seventh pick, 177th overall, in the 1995 NHL Entry Draft  
1997-98--2008-09 797 103 184 287 276 54 4 3 7 24

### - B -



**BABANDO, Pete** ... Left Wing ... 5'9" ... 187 ... May 10, 1925 in Braeburn PA ... (#24) ... Traded to Detroit with Clare Martin, Lloyd Durham and Jimmy Peters for Bill Quackenbush and Pete Horeck, Aug. 16, 1949  
1947-48--1948-49 118 42 25 67 86 9 1 1 2 4

**BACKES, David** ... Center/Wing ... 6'3" ... 226 ... May 1, 1984 in Minneapolis MN ... (#42) ... Signed as a free agent, July 1, 2016  
2016-17 74 17 21 38 69 6 1 3 4 2

**BAILEY, Garnet "Ace"** ... Left Wing ... 5'11" ... 192 ... June 13, 1948 in Lloydminster SASK ... (#14) ... Third pick, 13th overall, in the 1966 NHL Amateur Draft ... Traded to Detroit with future considerations (Murray Wing, June 4, 1974) for Gary Doak, Mar. 1, 1973  
1968-69--1972-73 232 31 46 77 289 15 2 4 6 28

**BAILEY, Scott** ... Goal ... 6'0" ... 195 ... May 2, 1972 in Calgary ALTA ... (#39) ... Third pick (fifth round), 112th overall, in the 1992 NHL Entry Draft  
1995-96--1996-97 19 - 0 0 0 0

**BALES, Mike** ... Goal ... 6'1" ... 180 ... Aug. 6, 1971 in Prince Albert SASK ... (#30) ... Fourth pick (fifth round), 105th overall, in the 1990 NHL Entry Draft  
1992-93 1 - 0 0 0 0

**BALFOUR, Murray** ... Right Wing ... 5'9" ... 178 ... Aug. 24, 1936 in Regina SASK ... (#12) ... Acquired from Chicago with Mike Draper for Matt Ravlich and Jerry Toppazzini, June 9, 1964  
1964-65 15 0 2 2 26

**BALUIK, Stan** ... Center ... 5'8" ... 160 ... Oct. 5, 1935 in Port Arthur ONT ... Claimed by Chicoutimi/QHL in Inter-League Draft, June 4, 1957  
1959-60 7 0 0 0 2

**BANKS, Darren** ... Left Wing ... 6'2" ... 215 ... Mar. 18, 1966 in Toronto ONT ... (#20; #56) ... Signed as a free agent, Sept. 16, 1992  
1992-93--1993-94 20 2 2 4 73

**BARAHONA, Ralph** ... Center ... 5'10" ... 180 ... Nov. 16, 1965 in Long Beach CA ... (#37) ... Signed as a free agent, Sept. 26, 1990  
1990-91--1991-92 6 2 2 4 0

**BARON, Marco** ... Goal ... 5'11" ... 180 ... Apr. 8, 1959 in Montreal QBC ... (#31; #33) ... Sixth pick, 99th overall, in the 1979 NHL Entry Draft ... Traded to Los Angeles for Bob LaFors, Jan. 3, 1984  
1979-80--1982-83 64 - 2 2 46 1 - 0 0 0

**BARR, Dave** ... Right Wing ... 6'1" ... 195 ... Nov. 30, 1960 in Toronto ONT ... (#17; #27; #32) ... Signed as a free agent, Sept. 28, 1981 ... Traded to NY Rangers for Dave Silk, Oct. 5, 1983  
1981-82--1982-83 12 1 1 2 7 15 1 0 1 2

**BARRY, Eddie** ... Left Wing ... 5'10" ... 180 ... Oct. 12, 1919 in Wellesley MA ... (#18) ... Signed as a free agent, Jan. 9, 1947  
1946-47 19 1 3 4 2

**BARRY, Marty** ... Center ... 5'11" ... 175 ... Dec. 8, 1905 in Quebec City QBC ... (#8) ... Claimed from NY Americans in Inter-League Draft, May 13, 1929 ... Traded to Detroit with Art Giroux for Cooney Weiland and Walt Buswell, June 30, 1935  
1929-30--1934-35 279 130 88 218 167 20 6 6 12 26

**BARRY, Ray** ... Center ... 5'11" ... 170 ... Oct. 4, 1928 in Boston MA ... Signed as a free agent, Oct. 3, 1950  
1951-52 18 1 2 3 6

**BARTKOWSKI, Matt** ... Defense ... 6'1" ... 196 ... June 4, 1988 in Pittsburgh PA ... Acquired from Florida with Dennis Seidenberg for Byron Bitz, Craig Weller and 2010 second round draft pick (Alexander Petrovic), Mar. 3, 2010  
2010-11--2014-15 131 0 24 24 77 15 1 2 3 14

**BARTLETT, Jimmy** ... Left Wing ... 5'9" ... 165 ... May 27, 1932 in Verdun QBC ... (#24) ... Claimed from NY Rangers in Intra-League Draft, June 8, 1960 ... Traded to Providence/AHL for cash, Aug., 1961  
1960-61 63 15 9 24 95

**BATES, Shawn** ... Center ... 5'11" ... 205 ... Apr. 3, 1975 in Melrose MA ... (#17) ... Fourth pick, 103rd overall, in the 1993 NHL Entry Draft  
1997-98--2000-01 135 14 14 28 44 12 0 0 0 4

**BAUER, Bobby** ... Right Wing ... 5'6" ... 150 ... Feb. 16, 1915 in Waterloo ONT ... (#17) ... Claimed from Syracuse/IHL in Inter-League Draft, May 11, 1935  
1935-36--1941-42; 1945-46--1946-47; 1951-52 327 123 137 260 36 48 11 8 19 6

**BAUMGARTNER, Ken** ... Left Wing ... 6'1" ... 205 ... Mar. 11, 1966 in Flin Flon MAN ... (#22) ... Signed as a free agent, July 14, 1997  
1997-98--1998-99 151 1 4 5 318 9 0 0 0 14

**BEATTIE, John "Red"** ... Left Wing ... 5'9" ... 170 ... Oct. 2, 1907 in Ibstock ENG ... (#11) ... Rights awarded by NHL to settle contract dispute, Dec. 12, 1930 ... Traded to Detroit for Gord Pettinger, Dec. 19, 1937  
1930-31--1937-38 287 58 79 137 127 18 2 0 2 6

**BECKETT, Bob** ... Center ... 6'0" ... 185 ... Apr. 8, 1936 in Unionville ONT ... (#6; #24)  
1956-57--1957-58; 1961-62; 1963-64 68 7 6 13 18



# ALL-TIME ROSTER

<b>BEDDOES, Clayton</b> ... Center ... 5'11" ... 190 ... Nov. 10, 1970 in Bentley ALTA ... (#37) ... Signed as a free agent, June 2, 1994														
1995-96--1996-97	60	2	8	10	57	-	-	-	-	-	-	-	-	-
<b>BEERS, Bob</b> ... Defense ... 6'2" ... 200 ... May 20, 1967 in Pittsburgh PA ... (#22; #34; #43) ... Tenth pick, 210th overall, in the 1985 NHL Entry Draft ... Traded to Tampa Bay for Stephane Richer, Oct. 28, 1992 ... Signed as a free agent, Aug. 5, 1996														
1989-90--1991-92;														
1996-97	77	3	11	14	53	21	1	1	2	22				
<b>BEGIN, Steve</b> ... Center ... 6'0" ... 192 ... June 14, 1978 in Trois-Rivieres, QBC ... (#27) ... Signed as a free agent, July 1, 2009														
2009-10	77	5	9	14	53	13	1	0	1	10				
<b>BELANGER, Ken</b> ... Left Wing ... 6'4" ... 225 ... May 14, 1974 in Sault Ste. Marie ONT ... (#16) ... Acquired from NY Islanders for Ted Donato, Nov. 7, 1998														
1998-99--2000-01	122	5	8	13	317	12	1	0	1	16				
<b>BELANGER, Yves</b> ... Goal ... 5'11" ... 170 ... Sept. 30, 1952 in Baie Comeau QBC ... (#31) ... Signed as a free agent, Oct. 8, 1979														
1979-80	8	-	0	0	0	-	-	-	-	-				
<b>BELESKEY, Matt</b> ... Left Wing ... 6'0" ... 204 ... June 7, 1988 in Windsor ONT ... (#39) ... Signed as a free agent, July 1, 2015														
2015-16--2016-17	129	18	27	45	112	3	0	0	0	4				
<b>BENNETT, Bill</b> ... Left Wing ... 6'5" ... 235 ... May 31, 1953 in Warwick RI ... (#7) ... Signed as a free agent, Oct., 1976 ... Claimed by Hartford in NHL Expansion Draft, June 13, 1979														
1978-79	7	1	4	5	2	-	-	-	-	-				
<b>BENNETT, Harvey</b> ... Goal ... 6'0" ... 175 ... July 23, 1925 in Edington SASK ... (#1; 16)														
1944-45	25	-	0	0	0	-	-	-	-	-				
<b>BENSON, Bobby</b> ... Defense ... 5'6" ... 135 ... May 18, 1894 in Winnipeg MAN ... (#11) ... Acquired from Montreal Maroons with Bernie Morris for Alf Skinner, Jan. 3, 1925														
1924-25	8	0	1	1	4	-	-	-	-	-				
<b>BERALDO, Paul</b> ... Right Wing ... 5'11" ... 175 ... Oct. 5, 1967 in Hamilton ONT ... (#30; #37) ... Sixth pick (seventh round), 139th overall, in the 1986 NHL Entry Draft														
1987-88--1988-89	10	0	0	0	4	-	-	-	-	-				
<b>BERARD, Bryan</b> ... Defense ... 6'2" ... 218 ... Mar. 5, 1977 in Woonsocket RI ... (#34) ... Signed as a free agent, Aug. 13, 2002 ... Team exercised 'walk-away' option on arbitration award, Aug. 12, 2003														
2002-03	80	10	28	38	64	3	1	0	1	2				
<b>BERGDINON, Fred</b> ... Right Wing ... 6'1" ... 170 ... 1906 in Parry Sound ONT ... (#3) ... Signed as a free agent, Dec. 14, 1925														
1925-26	2	0	0	0	0	-	-	-	-	-				
<b>BERGERON, Patrice</b> ... Center ... 6'0" ... 197 ... July 24, 1985 in Quebec City QBC ... (#37) ... Second pick, 45th overall, in the 2003 NHL Entry Draft														
2003-04--2016-17	899	259	412	671	340	101	25	45	70	68				
<b>BERTHIAUME, Daniel</b> ... Goal ... 5'9" ... 155 ... Jan. 26, 1966 in Longueuil QBC ... (#31; #50) ... Acquired from Los Angeles for future considerations, Jan. 18, 1992 ... Traded to Winnipeg for Doug Evans, June 10, 1992														
1991-92	8	-	0	0	0	-	-	-	-	-				
<b>BESLER, Phil</b> ... Right Wing ... 5'11" ... 180 ... Dec. 9, 1913 in Melville SASK														
1935-36	8	0	0	0	0	-	-	-	-	-				
<b>BETTIO, Sam</b> ... Left Wing ... 5'8" ... 175 ... Dec. 1, 1928 in Copper Cliff ONT ... Traded to Victoria/WHL with Pentti Lund for cash, July 1, 1953														
1949-50	44	9	12	21	32	-	-	-	-	-				
<b>BEVERLEY, Nick</b> ... Defense ... 6'2" ... 185 ... Apr. 21, 1947 in Toronto ONT ... (#6; #27) ... Traded to Pittsburgh for Darryl Edestrand, Oct. 25, 1973														
1966-67; 1969-70;														
1971-72--1973-74	82	1	10	11	28	4	0	0	0	0				
<b>BIBEAULT, Paul</b> ... Goal ... 5'9" ... 160 ... Apr. 13, 1919 in Montreal QBC ... (#1) ... On loan from Montreal as war-time replacement for Frank Brimsek, Dec. 27, 1944 ... Returned to Montreal as injury replacement for Bill Durnan, Jan. 6, 1946														
1944-45--1945-46	42	-	0	0	0	7	-	0	0	0				
<b>BILLINGTON, Craig</b> ... Goal ... 5'10" ... 170 ... Sept. 11, 1966 in London ONT ... (#1) ... Acquired from Ottawa for 1995 eighth round draft pick (Ray Schultz), Apr. 7, 1995														
1994-95--1995-96	35	-	0	0	4	2	-	0	0	2				
<b>BIONDA, Jack</b> ... Defense ... 6'0" ... 180 ... Sept. 18, 1933 in Hunstville ONT ... (#11) ... Claimed from Toronto in Intra-League Draft, June 6, 1956 ... Traded to Portland/WHL for cash, Aug. 26, 1960														
1956-57--1958-59	80	3	8	11	95	11	0	1	1	14				
<b>BITTNER, Dick</b> ... Goal ... 6'0" ... 170 ... Jan. 12, 1922 in New Haven CT														
1949-50	1	-	0	0	0	-	-	-	-	-				
<b>BITZ, Byron</b> ... Right Wing ... 6'5" ... 215 ... July 21, 1984 in Saskatoon SASK ... (#61) ... Fourth pick, 107th overall, in the 2003 NHL Entry Draft ... Traded to Florida with Craig Weller and Tampa Bay's 2010 second round draft pick (Alexander Petrovic) for Dennis Seidenberg and Matt Bartkowski, Mar. 3, 2010														
2008-09--2009-10	80	8	8	16	49	5	1	1	2	2				
<b>BLACKBURN, Don</b> ... Left Wing ... 6'0" ... 190 ... May 14, 1938 in Kirkland Lake ONT ... Claimed by Montreal in Inter-League Draft, June 4, 1963														
1962-63	6	0	5	5	4	-	-	-	-	-				
<b>BLAKE, Bob</b> ... Left Wing ... 6'0" ... 200 ... Aug. 16, 1916 in Ashfield WI ... Signed as a free agent, Oct., 1934 ... Traded to Minneapolis/AHL for cash, Sept., 1936														
1935-36	12	0	0	0	0	-	-	-	-	-				
<b>BLATNY, Zdenek</b> ... Left Wing ... 6'1" ... 195 ... Jan. 14, 1981 in Brno CZE REP ... (#89) ... Signed as a free agent, Sept. 29, 2005 ... Traded to Tampa Bay for Brian Eklund, Feb. 8, 2006														
2005-06	5	0	0	0	2	-	-	-	-	-				
<b>BLIDH, Anton</b> ... Left Wing ... 6'0" ... 201 ... Mar. 14, 1995 in Molnlycke SWE ... (#81) ... Fifth pick, 180th overall, in the 2013 NHL Entry Draft														
2016-17	19	1	1	2	7	-	-	-	-	-				
<b>BLUE, John</b> ... Goal ... 5'10" ... 185 ... Feb. 19, 1966 in Huntington Beach CA ... (#39; #45) ... Signed as a free agent, Aug. 1, 1991														
1992-93--1993-94	41	-	2	2	13	2	-	0	0	0				
<b>BLUM, John</b> ... Defense ... 6'3" ... 205 ... Oct. 8, 1959 in Detroit MI ... (#33) ... Acquired from Edmonton for Larry Melynyk, Mar. 6, 1984 ... Claimed by Washington in Waiver Draft, Oct. 6, 1986 ... Acquired from Washington for 1988 seventh round draft pick (Brad Schlegel), June 1, 1987 ... Signed as a free agent, July 6, 1989														
1983-84--1985-86;														
1987-88; 1989-90	169	5	22	27	443	14	0	1	1	23				

<b>BOCHENSKI, Brandon</b> ... Right Wing ... 6'1" ... 187 ... Apr. 4, 1982 in Blaine MN ... (#10) ... Acquired from Chicago for Kris Versteeg, Feb. 3, 2007 ... Traded to Anaheim for Shane Hnidy and 2008 sixth round draft pick (Nicholas Tremblay), Jan. 2, 2008														
2006-07--2007-08	51	11	17	28	20	-	-	-	-	-	-	-	-	-
<b>BODNAR, Gus</b> ... Center ... 5'11" ... 160 ... Apr. 24, 1923 in Fort William ONT ... (#18) ... Acquired from Chicago for Jerry Toppazzini, Feb. 16, 1954														
1953-54--1954-55	81	7	7	14	24	6	0	1	1	4	-	-	-	-
<b>BODNARCHUK, Andrew</b> ... Defense ... 5'11" ... 185 ... July 11, 1988 in Drumheller ALTA ... (#65) ... Fifth pick, 128th overall, in the 2006 NHL Entry Draft														
2009-10	5	0	0	0	2	-	-	-	-	-	-	-	-	-
<b>BOIVIN, Leo</b> ... Defense ... 5'8" ... 183 ... Aug. 2, 1932 in Prescott ONT ... (#20) ... Traded to Toronto with Ferny Flaman, Ken Smith and Phil Maloney for Bill Ezinicki and Vic Lynn, Nov. 16, 1950 ... Acquired from Toronto for Joe Klukay, Nov. 9, 1954 ... Traded to Detroit with Dean Prentice for Gary Doak, Ron Murphy, Bill Lesuk and future considerations (Steve Atkinson, June 6, 1966), Feb. 16, 1966														
1954-55--1965-66	717	47	164	211	766	34	3	9	12	41	-	-	-	-
<b>BOLDIREV, Ivan</b> ... Center ... 6'0" ... 190 ... Aug. 15, 1949 in Zranjanin YUG ... (#22) ... Third pick, 11th overall, in the 1969 NHL Amateur Draft ... Traded to California for Rich Leduc and Chris Oddleifson, Nov. 17, 1971														
1970-71--1971-72	13	0	2	2	6	-	-	-	-	-	-	-	-	-
<b>BOLL, Frank "Buzz"</b> ... Left Wing ... 5'10" ... 166 ... Mar. 6, 1911 in Filmore SASK ... Rights transferred from Brooklyn in Special Dispersal Draw, Oct. 9, 1942														
1942-43--1943-44	82	44	52	96	22	-	-	-	-	-	-	-	-	-
<b>BONIN, Marcel</b> ... Right/Left Wing ... 5'10" ... 170 ... Sept. 12, 1932 in Montreal QBC ... (#18; #22; #23) ... Acquired from Detroit with Lorne Davis, Terry Sawchuk and Vic Stasiuk for Gilles Boisvert, Real Chevrefils, Norm Corcoran, Warren Godfrey and Ed Sandford, June 3, 1955 ... Claimed by Montreal in Inter-League Draft, June 4, 1957														
1955-56	67	9	9	18	49	-	-	-	-	-	-	-	-	-
<b>BONVIE, Dennis</b> ... Right Wing ... 5'11" ... 205 ... July 23, 1973 in Antigonish NS ... (#76; #22) ... Signed as a free agent, Oct. 5, 2001														
2001-02	23	1	2	3	84	1	0	0	0	0	-	-	-	-
<b>BOONE, Carl "Buddy"</b> ... Right Wing ... 5'7" ... 158 ... Sept. 11, 1932 in Kirkland Lake ONT ... (#6)														
1956-57--1957-58	34	5	3	8	28	22	2	1	3	25	-	-	-	-
<b>BOUCHER, Billy</b> ... Right Wing ... 5'7" ... 155 ... Nov. 10, 1899 in Ottawa ONT ... (#7) ... Acquired from Montreal for Carson Cooper with right of recall, Jan. 17, 1927 ... Players returned to original teams, May 22, 1927														
1926-27	14	2	0	2	12	8	0	0	0	2	-	-	-	-
<b>BOURQUE, Chris</b> ... Left Wing ... 5'8" ... 174 ... Jan. 29, 1986 in Boston MA ... (#48) ... Acquired from Washington for Zach Hamill, May 26, 2012														
2012-13	18	1	3	4	6	-	-	-	-	-	-	-	-	-
<b>BOURQUE, Ray</b> ... Defense ... 5'11" ... 219 ... Dec. 28, 1960 in Montreal QBC ... (#7; #77) ... First pick, eighth overall, in the 1979 NHL Entry Draft ... Traded to Colorado with Dave Andreychuk for Brian Rolston, Samuel Pahlsson, Martin Grenier and 2000 first round draft pick (Martin Samuelsson), Mar. 6, 2000														
1979-80--1999-00	1518	395	1111	1506	1089	180	36	125	161	151	-	-	-	-
<b>BOUTILIER, Paul</b> ... Defense ... 6'0" ... 200 ... May 3, 1963 in Sydney NS ... (#34) ... Awarded from NY Islanders as compensation for Islanders signing of free agent Brian Curran, Aug. 6, 1987 ... Traded to Minnesota for 1987 fourth round draft pick (Darwin McPherson), Mar. 10, 1987														
1986-87	52	5	9	14	84	-	-	-	-	-	-	-	-	-
<b>BOYCHUK, Johnny</b> ... Defense ... 6'2" ... 225 ... Jan. 19, 1984 in Edmonton ALTA ... (#55) ... Acquired from Colorado for Matt Hendricks, June 24, 2008 ... Traded to NY Islanders for 2015 (Brandon Carlo) and 2016 second (Ryan Lindgren) round draft picks, Oct. 4, 2014.														
2008-09--2013-14	317	19	56	75	198	79	13	14	27	34	-	-	-	-
<b>BOYD, Irwin</b> ... Right Wing ... 5'10" ... 152 ... Nov. 13, 1908 in Ardmore PA ... (#9) ... Traded to Philadelphia/Can-Am for cash, Oct., 1932 ... Signed as a free agent, Dec. 18, 1942														
1941-32;	-	-	-	-	-	-	-	-	-	-	-	-	-	-
1942-43--1943-44	54	8	7	15	16	5	0	1	1	4	-	-	-	-
<b>BOYES, Brad</b> ... Center/Right Wing ... 6'1" ... 195 ... Apr. 17, 1982 in Mississauga ONT ... (#26) ... Acquired from San Jose for Jeff Jillson, Mar. 9, 2004 ... Traded to St. Louis for Dennis Wideman, Feb. 27, 2007														
2005-06--2006-07	144	39	64	103	53	-	-	-	-	-	-	-	-	-
<b>BOYNTON, Nick</b> ... Defense ... 6'2" ... 211 ... Jan. 14, 1979 in Etobicoke ONT ... (#44) ... First pick, 21st overall, in the 1999 NHL Entry Draft ... Traded to Phoenix for Paul Mara, June 26, 2006														
1999-00--2005-06	299	22	62	84	399	18	1	5	6	14	-	-	-	-
<b>BRACKENBOROUGH, John</b> ... Left Wing/Center ... 5'11" ... 170 ... Feb. 9, 1897 in Parry Sound ONT ... (#11) ... Signed as a free agent, Nov. 16, 1925														
1925-26	7	0	0	0	0	-	-	-	-	-	-	-	-	-
<b>BRADLEY, Bart</b> ... Center ... 5'8" ... 150 ... July 29, 1930 in Fort William ONT														
1949-50	1	0	0	0	0	-	-	-	-	-	-	-	-	-
<b>BRENNAN, Rich</b> ... Defense ... 6'2" ... 200 ... Nov. 26, 1972 in Schenectady NY ... (#59) ... Signed as a free agent, July 18, 2002														
2002-03	7	0	1	1	6	-	-	-	-	-	-	-	-	-
<b>BRENNAN, Tom</b> ... Right Wing ... 5'9" ... 155 ... Jan. 22, 1922 in Philadelphia PA ... Signed as a free agent, Nov. 27, 1943														
1943-44--1944-45	22	2	2	4	2	-	-	-	-	-	-	-	-	-
<b>BRICKLEY, Andy</b> ... Left Wing/Center ... 5'11" ... 200 ... Aug. 9, 1961 in Melrose MA ... (#25) ... Claimed from New Jersey in Waiver Draft, Oct. 3, 1988														
1988-89--1991-92	177	37	76	113	38	12	0	2	2	0	-	-	-	-
<b>BRIDEN, Archie</b> ... Left Wing ... 5'8" ... 170 ... July 16, 1898 in Renfrew ONT ... (#8) ... Acquired from Calgary/WHL for cash, Aug. 30, 1926 ... Traded to Detroit with Duke Keats for Harry Meeking and Frank Fredrickson, Jan. 7, 1927														
1926-27	16	2	2	4	8	-	-	-	-	-	-	-	-	-
<b>BRIMSEK, Frank</b> ... Goal ... 5'9" ... 170 ... Sept. 26, 1915 in Eveleth MN ... (#1) ... Signed as a free agent, Oct. 27, 1938 ... Traded to Chicago for cash, Sept. 8, 1949														
1938-39--1942-43;	-	-	-	-	-	-	-	-	-	-	-	-	-	-
1946-47--1948-49	444	-	0	0	4	68	-	0	0	0	-	-	-	-
<b>BRODERICK, Ken</b> ... Goal ... 5'10" ... 178 ... Feb. 16, 1942 in Toronto ONT ... (#31) ... Acquired from San Diego/WHL for cash and future considerations (John Adams, June 12, 1973), Mar. 10, 1973														
1973-74--1974-75	20	-	1	1	0	-	-	-	-	-	-	-	-	-

# ALL-TIME ROSTER

<b>BROOKBANK, Wade</b> ... Defense/Forward ... 6'4" ... 225 ... Sept. 29, 1977 in Lanigan SASK ... (#28) ... Signed as a free agent, July 21, 2006 ... Traded to Pittsburgh for cash, Dec. 19, 2006 2006-07 ... 7 1 0 1 15 - - - - -	
<b>BROOKS, Ross</b> ... Goal ... 5'8" ... 173 ... Oct. 17, 1937 in Toronto ONT ... (#30) ... Signed as a free agent, Oct. 2, 1971 1972-73--1974-75 ... 54 - 1 1 2 1 - 0 0 0	
<b>BROWN, Adam</b> ... Left Wing ... 5'9" ... 175 ... Feb. 4, 1920 in Johnstone SCOT ... (#16) ... Acquired from Chicago for cash, Aug. 20, 1951 1951-52 ... 33 8 9 17 6 - - - - -	
<b>BROWN, Sean</b> ... Defense ... 6'3" ... 205 ... Nov. 5, 1976 in Oshawa ONT ... (#23) ... Second pick (first round), 21st overall, in the 1995 NHL Entry Draft ... Traded to Edmonton with Mariusz Czerkawski and 1996 first round draft pick (Matthieu Descoteaux) for Bill Ranford, Jan. 11, 1996 ... Acquired from Edmonton for Bobby Allen, Mar. 19, 2002 2001-02--2002-03 ... 81 1 6 7 164 4 0 0 0 2	
<b>BROWN, Wayne</b> ... Right Wing ... 5'8" ... 150 ... Nov. 16, 1930 in Deloro ONT ... (#12) ... Acquired from Seattle/WHL for cash, Oct., 1953 1953-54 ... - - - - - 4 0 0 0 2	
<b>BRUCE, Gordie</b> ... Left Wing ... 5'11" ... 190 ... May 9, 1919 in Ottawa ONT ... (#20) ... Signed as a free agent, Oct. 24, 1939 1940-41--1941-42; 1945-46 ... 28 4 9 13 13 7 2 3 5 4	
<b>BUCHANAN, Ron</b> ... Center ... 6'3" ... 170 ... Nov. 15, 1944 in Montreal QBC ... Claimed by Philadelphia in Inter-League Draft, June 12, 1968 1966-67 ... 3 0 0 0 0 - - - - -	
<b>BUCKYK, John</b> ... Left Wing ... 6'0" ... 190 ... May 12, 1935 in Edmonton ALTA ... (#9) ... Acquired from Detroit with cash for Terry Sawchuk, June 10, 1957 1957-58--1977-78 ... 1436 545 794 1339 436 109 40 60 100 34	
<b>BURCH, Billy</b> ... Center/Left Wing ... 6'0" ... 200 ... Nov. 20, 1900 in Yonkers NY ... Acquired from NY Americans for cash, Apr. 13, 1932 ... Traded to Chicago for Vic Ripley, Jan. 17, 1933 1932-33 ... 23 3 1 4 4 - - - - -	
<b>BURKE, Eddie</b> ... Right Wing/Center ... 5'8" ... 175 ... June 3, 1907 in Toronto ONT ... Acquired from Boston/Can-Am for cash, Nov. 4, 1931 ... Traded to Philadelphia/Can-Am for Sheldon Buckles, Connie King and Frank Ingram, Nov., 1932 1931-32 ... 16 3 0 3 12 - - - - -	
<b>BURNS, Charlie</b> ... Center ... 5'11" ... 170 ... Feb. 14, 1936 in Detroit MI ... (#10) ... Claimed from Detroit in Intra-League Draft, June 10, 1959 1959-60--1962-63 ... 262 48 70 118 118 - - - - -	
<b>BURRIDGE, Randy</b> ... Left Wing ... 5'9" ... 188 ... Jan. 7, 1966 in Fort Erie ONT ... (#37; #12) ... Seventh pick (eighth round), 157th overall, in the 1985 NHL Entry Draft ... Traded to Washington for Steve Leach, June 21, 1991 1985-86--1990-91 ... 359 108 115 223 275 78 12 30 42 89	
<b>BYCE, John</b> ... Center ... 6'1" ... 180 ... Aug. 9, 1967 in Madison WI ... (#42) ... Eleventh pick, 220th overall, in the 1985 NHL Entry Draft ... Traded to Washington with Dennis Smith for Brent Hughes and 1992 twelfth round draft pick (Evgeny Pavlov), Feb. 24, 1992 1989-90--1991-92 ... 21 2 3 5 6 8 2 0 2 2	
<b>BYERS, Gordon</b> ... Defense ... 5'10" ... 182 ... Mar. 11, 1930 in Eganville ONT ... Signed as a free agent, Oct. 3, 1950 1949-50 ... 1 0 1 1 0 - - - - -	
<b>BYERS, Lyndon</b> ... Right Wing ... 6'1" ... 200 ... Feb. 29, 1964 in Nipawin SASK ... (#8; #12; #33; #34) ... Third pick (second round), 39th overall, in the 1982 NHL Entry Draft 1983-84--1991-92 ... 261 24 42 66 959 37 2 2 4 96	

- C -



<b>CAFFERY, Jack</b> ... Center ... 6'0" ... 165 ... June 30, 1934 in Kingston ONT ... (#18) ... Claimed from Pittsburgh/AHL in Inter-League Draft, June 5, 1956 1956-57--1957-58 ... 54 3 2 5 22 10 1 0 1 4	
<b>CAHILL, Charles</b> ... Right Wing ... 5'10" ... 180 ... Jan. 4, 1904 in Summerside PEI ... (#3, #10, #11, #14) ... Signed as a free agent, Dec. 1, 1925 ... Traded to New Haven/Can-Am for cash, Jan. 31, 1927 1925-26--1926-27 ... 32 0 1 1 4 - - - - -	
<b>CAIN, Herb</b> ... Left Wing ... 5'11" ... 180 ... Dec. 24, 1912 in Newmarket ONT ... (#4) ... Acquired from Montreal for Charlie Sands and Ray Getliffe, Oct. 10, 1939 1939-40--1945-46 ... 314 140 119 259 81 45 14 11 25 9	
<b>CALLADINE, Norm</b> ... Center ... 5'9" ... 155 ... July 30, 1916 in Peterborough ONT ... (#7) ... Acquired from Providence/AHL with Oscar Aubuchon and Ab DeMarco for cash, Mar. 8, 1943 1942-43--1944-45 ... 63 19 29 48 8 - - - - -	
<b>CAMPBELL, Gregory</b> ... Center ... 6'0" ... 197 ... Dec. 17, 1983 in London ONT ... (#11) ... Acquired from Florida with Nathan Horton for Dennis Wideman, 2010 first round (Derek Forbort) and 2011 third round (Kyle Rau) draft picks, June 22, 2010 2010-11--2014-15 ... 358 39 52 91 306 59 4 9 13 19	
<b>CAMPBELL, Wade</b> ... Defense ... 6'4" ... 220 ... Jan. 2, 1961 in Peace River ALTA ... (#28; #38) ... Acquired from Winnipeg for Bill Derlago, Jan. 31, 1986 1985-86--1987-88 ... 28 0 4 4 60 4 0 0 0 11	
<b>CAMPER, Carter</b> ... Right Wing ... 5'9" ... 165 ... July 6, 1988 in Cleveland OH ... (#58) ... Signed as a free agent, Apr. 7, 2011 2011-12 ... 3 1 0 1 0 - - - - -	
<b>CAPUANO, Jack</b> ... Defense ... 6'2" ... 210 ... July 7, 1966 in Cranston RI ... (#23) ... Signed as a free agent, Aug. 1, 1991 1991-92 ... 2 0 0 0 0 - - - - -	
<b>CAREY, Jim</b> ... Goal ... 6'2" ... 205 ... May 31, 1974 in Dorchester MA ... (#30) ... Acquired from Washington with Jason Allison, Anson Carter and 1997 third round draft pick (Lee Goren) for Bill Ranford, Adam Oates and Rick Tocchet, Mar. 1, 1997 1996-97--1997-98 ... 29 - 0 0 0 - - - - -	

<b>CARLETON, Wayne</b> ... Left Wing ... 6'3" ... 212 ... Aug. 4, 1946 in Sudbury ONT ... (#11) ... Acquired from Toronto for Jim Harrison, Dec. 10, 1969 ... Claimed by California in Intra-League Draft, June 8, 1971 1969-70--1970-71 ... 111 28 43 71 67 18 2 4 6 14	
<b>CARLO, Brandon</b> ... Defense ... 6'5" ... 202 ... Nov. 26, 1996 in Colorado Springs CO ... (#25) ... Fourth pick, 37th overall, in the 2015 NHL Entry Draft 2016-17 ... 82 6 10 16 59 - - - - -	
<b>CARON, Jordan</b> ... Right Wing ... 6'3" ... 204 ... Nov. 2, 1990 in Sayabec QBC ... (#38) ... First pick, 25th overall, in the 2009 NHL Entry Draft ... Traded to Colorado with 2016 sixth round draft pick (Oskar Steen) for Max Talbot and Paul Carey, Mar. 2, 2015 2010-11--2014-15 ... 134 12 16 28 76 9 1 0 1 4	
<b>CARPENTER, Bob</b> ... Center ... 6'0" ... 200 ... July 13, 1963 in Beverly MA ... (#11) ... Acquired from Los Angeles for Steve Kasper as future considerations portion of Jan. 22, 1989 Jay Miller trade, Jan. 23, 1989 1988-89--1991-92 ... 187 63 71 134 175 38 5 9 14 51	
<b>CARROLL, George</b> ... Defense ... 6'2" ... 210 ... June 3, 1897 in Moncton NB ... (#2; #3) ... Acquired from Montreal Maroons for Ernie Parkes, Dec. 19, 1924 1924-25 ... 11 0 0 0 9 - - - - -	
<b>CARSON, Bill</b> ... Center ... 5'8" ... 158 ... Nov. 25, 1900 in Bracebridge ONT ... (#15; #10) ... Acquired from Toronto for cash, Jan. 25, 1929 ... Traded to London/IHL for cash, Nov. 24, 1930 1928-29--1929-30 ... 63 11 6 17 34 11 3 0 3 14	
<b>CARTER, Anson</b> ... Left Wing ... 6'1" ... 185 ... June 6, 1974 in Toronto ONT ... (#11; #33) ... Acquired from Washington with Jim Carey, Jason Allison and 1997 third round draft pick (Lee Goren) for Bill Ranford, Adam Oates and Rick Tocchet, Mar. 1, 1997 ... Traded to Edmonton with 2001 first (Ales Hemyk) and second (Doug Lynch) round draft picks for Bill Guerin and 2001 first round draft pick (Shaone Morrisonn), Nov. 15, 2000 1996-97--1999-00 ... 211 70 73 143 102 18 5 4 9 0	
<b>CARTER, Billy</b> ... Center ... 5'11" ... 155 ... Dec. 2, 1937 in Cornwall ONT ... (#12) ... Acquired from Montreal for cash, June 6, 1960 ... Traded to Montreal for cash, Nov., 1961 1960-61 ... 8 0 0 0 2 - - - - -	
<b>CARTER, John</b> ... Left Wing ... 5'10" ... 181 ... May 3, 1963 in Winchester MA ... (#8; #31; #32) ... Signed as a free agent, Mar. 27, 1986 1985-86--1990-91 ... 185 33 41 74 120 31 7 5 12 51	
<b>CARVETH, Joe</b> ... Right Wing ... 5'10" ... 180 ... Mar. 21, 1918 in Regina SASK ... (#9) ... Acquired from Detroit for Roy Conacher, Aug., 1946 ... Traded to Montreal for Jimmy Peters and John Quilty, Dec. 16, 1947 1946-47--1947-48 ... 73 29 24 53 20 5 2 1 3 0	
<b>CASEY, Jon</b> ... Goal ... 5'10" ... 155 ... Mar. 29, 1962 in Grand Rapids MN ... (#30) ... Acquired from Dallas for Andy Moog as future considerations portion of June 20, 1993 Gord Murphy trade, June 25, 1993 1993-94 ... 57 - 2 2 14 11 - 0 0 0	
<b>CASHMAN, Wayne</b> ... Left Wing ... 6'1" ... 208 ... June 24, 1945 in Kingston ONT ... (#12) ... 1964-65; 1967-68--1982-83 ... 1027 277 516 793 1041 145 31 57 88 250	
<b>CEHLARIK, Peter</b> ... Left Wing ... 6'3" ... 202 ... Aug. 2, 1995 in Zilina SVK ... (#83) ... Second pick, 90th overall, in the 2013 NHL Entry Draft 2016-17 ... 11 0 2 2 0 - - - - -	
<b>CHADWICK, Ed</b> ... Goal ... 5'11" ... 184 ... May 8, 1933 in Fergus ONT ... (#1) ... Acquired from Toronto for Don Simmons, Jan. 31, 1961 ... Traded to Detroit with Barry Ashbee for Bob Perreault, June, 1962 1961-62 ... 4 - 0 0 0 - - - - -	
<b>CHAMBERLAIN, Erwin "Murph"</b> ... Left Wing ... 5'11" ... 165 ... Feb. 14, 1915 in Shawville QBC ... (#19) ... Loaned by Montreal for cash, Sept., 1942 ... Returned to Montreal at end of 1942-43 season 1942-43 ... 45 9 24 33 67 6 1 1 2 12	
<b>CHAPMAN, Art</b> ... Center ... 5'10" ... 170 ... May 29, 1906 in Winnipeg MAN ... (#15) ... Claimed from Providence/Can-Am in Inter-League Draft, May 13, 1929 ... Traded to NY Americans with Bob Gracie for Lloyd Gross and George Patterson, Jan. 11, 1934 1930-31--1933-34 ... 159 23 32 55 65 10 0 1 1 9	
<b>CHARA, Zdeno</b> ... Defense ... 6'9" ... 260 ... Mar. 18, 1977 in Trencin SVK ... (#33) ... Signed as a free agent, July 1, 2006 2006-07--2016-17 ... 820 131 298 429 878 102 12 33 45 131	
<b>CHEEVERS, Gerry</b> ... Goal ... 5'11" ... 185 ... Dec. 7, 1940 in St. Catharines ONT ... (#30; #31) ... Claimed from Toronto in Intra-League Draft, June 9, 1965 ... Signed with WHA in 1972 off-season ... Signed as a free agent, Jan. 27, 1976 1965-66--1971-72; 1975-76--1979-80 ... 416 - 9 9 206 88 - 1 1 16	
<b>CHERRY, Dick</b> ... Defense ... 6'0" ... 195 ... Mar. 28, 1937 in Kingston ONT ... Claimed by Philadelphia in NHL Expansion Draft, June 6, 1967 ... Claimed from Philadelphia in Intra-League Draft, June 9, 1970 1956-57 ... 6 0 0 0 4 - - - - -	
<b>CHERRY, Don</b> ... Defense ... 5'11" ... 180 ... Feb. 5, 1934 in Kingston ONT ... (#6) ... Traded to Springfield/AHL for cash, Sept., 1957 1954-55 ... - - - - - 1 0 0 0 0	
<b>CHERVYAKOV, Denis</b> ... Defense ... 6'0" ... 185 ... Apr. 20, 1970 in Leningrad RUS ... (#43) ... Ninth pick (eleventh round), 256th overall, in the 1992 NHL Entry Draft 1992-93 ... 2 0 0 0 2 - - - - -	
<b>CHEVELDAE, Tim</b> ... Goal ... 5'10" ... 195 ... Feb. 15, 1968 in Melville SASK ... (#31) ... Signed as a free agent, Aug. 27, 1996 ... Retired as a player, Jan. 29, 1997 1996-97 ... 2 - 0 0 0 - - - - -	
<b>CHEVREFILS, Real</b> ... Left Wing ... 5'10" ... 180 ... May 2, 1932 in Timmins ONT ... (#12) ... Traded to Detroit with Ed Sandford, Norm Corcoran, Gilles Boisvert and Warren Godfrey for Marcel Bonin, Terry Sawchuk, Vic Stasiuk and Lorne Davis, June 3, 1955...Acquired from Detroit with Jerry Toppazzini for Lorne Ferguson and Murray Costello, Jan. 17, 1956 1951-52--1958-59 ... 349 101 93 194 161 30 5 4 9 20	
<b>CHISHOLM, Art</b> ... Center ... 5'9" ... 160 ... Nov. 11, 1939 in Arlington MA ... (#12) ... Signed as a free agent, Mar. 15, 1961 1960-61 ... 3 0 0 0 0 - - - - -	
<b>CHISTOV, Stanislav</b> ... Left Wing ... 5'10" ... 200 ... Apr. 17, 1983 in Chelyabinsk RUS ... (#13) ... Acquired from Anaheim for 2007 third round draft pick (Maxime Macenauer), Nov. 13, 2006 2006-07 ... 60 5 8 13 36 - - - - -	



# ALL-TIME ROSTER

**CHRISTIAN, Dave** ... Right Wing ... 5'11" ... 175 ... May 12, 1959 in Warroad MN ... (#27) ... Acquired from Washington for Bobby Joyce, Dec. 13, 1989 ... Transferred to St. Louis with 1992 third (Vitali Prokhorov) and seventh (Lance Burns) round draft picks as compensation for free agent signings of Glen Featherstone and Dave Thomlinson, July 30, 1991  
1989-90-1990-91 128 44 38 82 49 40 12 5 17 8  
**CHURCH, Jack** ... Defense ... 5'11" ... 180 ... May 24, 1915 in Kamsack SASK ... (#18; #19) ... Rights transferred from Brooklyn in Special Dispersal Draw, Sept. 11, 1943 ... Traded to NY Rangers for cash, Sept. 17, 1946  
1945-46 43 2 6 8 28 9 0 0 0 4  
**CHYNOWETH, Dean** ... Defense ... 6'1" ... 191 ... Oct. 30, 1968 in Calgary ALTA ... (#47; #28) ... Acquired from NY Islanders for 1996 fifth round draft pick (Petr Sachi), Dec. 9, 1995  
1995-96-1997-98 94 2 8 10 259 4 0 0 0 24  
**CIMETTA, Robert** ... Left/Right Wing ... 6'0" ... 190 ... Feb. 15, 1970 in Toronto ONT ... (#14) ... First pick, 18th overall, in the 1988 NHL Entry Draft ... Traded to Toronto for Steve Bancroft, Nov. 9, 1990  
1988-89-1989-90 54 10 9 19 33 1 0 0 0 15  
**CLAPPER, Aubrey "Dit"** ... Right Wing/Defense ... 6'2" ... 195 ... Feb. 9, 1907 in Newmarket ONT ... (#12; #5) ... Acquired from Boston/Can-Am for cash, Oct. 25, 1927 ... Retired as a player, Feb. 12, 1947  
1927-28-1946-47 833 228 246 474 462 82 13 17 30 50  
**CLARK, Gordie** ... Right Wing ... 5'10" ... 180 ... May 31, 1952 in Glasgow SCOT ... (#16; #28; #29) ... Seventh pick, 112th overall, in the 1972 NHL Amateur Draft  
1974-75-1975-76 8 0 1 1 0 0 0 0 0  
**CLARK, Patrick "Nobby"** ... Defense ... 6'1" ... 190 ... June 18, 1897 in Orillia ONT ... Acquired from Minnesota/AHA with Norman Gainer for Red Stuart, cash and future considerations, Oct. 24, 1927 ... Traded to New Haven/Can-Am with Billy Coutu for cash, Jan. 5, 1928  
1927-28 5 0 0 0 0 0 0 0 0  
**CLEGHORN, Sprague** ... Defense ... 5'10" ... 190 ... Mar. 11, 1890 in Montreal QBC ... (#3; #1) ... Acquired from Montreal for cash, Nov. 8, 1925  
1925-26-1927-28 109 15 8 23 147 10 0 1 1 8  
**COFFEY, Paul** ... Defense ... 6'0" ... 205 ... June 1, 1961 in Weston ONT ... (#74) ... Signed as a free agent, July 13, 2000 ... Bought out of contract, Dec. 15, 2000  
2000-01 18 0 4 4 30 - - - - -  
**COLVIN, Les** ... Goal ... 5'6" ... 150 ... Feb. 8, 1921 in Oshawa ONT ... (#1) ... Loaned by Shawinigan/QSHL to replace injured Frank Brimsek, Jan. 22, 1949  
1948-49 1 0 0 0 0 - - - - -  
**CONACHER, Roy** ... Left Wing ... 6'2" ... 175 ... Oct. 5, 1916 in Toronto ONT ... (#9) ... Traded to Detroit for Joe Carveth, Aug., 1946  
1938-39-1941-42; 1945-46 166 94 51 145 40 37 11 11 22 12  
**CONNELLY, Wayne** ... Center ... 5'10" ... 170 ... Dec. 16, 1939 in Rouyn QBC ... (#8; #17) ... Acquired from Montreal for loan of Bob Armstrong and Dallas Smith and cash, Oct. 26, 1961 ... Traded to San Francisco/WHL for cash, June 6, 1964 ... Acquired from San Francisco/WHL for cash, June 14, 1966 ... Claimed by Minnesota in NHL Expansion Draft, June 6, 1967  
1961-62-1963-64; 1966-67 169 25 38 63 60 - - - - -  
**CONNOLLY, Brett** ... Right Wing ... 6'2" ... 200 ... May 2, 1992 in Prince George BC ... (#14) ... Acquired from Tampa Bay for 2015 (Matthew Spencer) and 2016 second (Libor Hajek) round draft picks, Mar. 1, 2015  
2014-15-2015-16 76 9 18 27 30 - - - - -  
**CONNOR, Harry** ... Left Wing ... 6'0" ... 195 ... Dec. 3, 1904 in Ottawa ONT ... (#7) ... Acquired from Saskatoon/PrHL for cash, Oct., 1927 ... Traded to NY Americans for Red Green, May 18, 1928 ... Acquired from Ottawa for Bill Hutton, Jan. 30, 1930 ... Traded to Ottawa for Bill Hutton, Oct. 16, 1930  
1927-28; 1929-30 55 9 1 10 40 8 0 0 0 0  
**COOK, Alex "Bud"** ... Center ... 5'10" ... 160 ... Nov. 20, 1907 in Kingston ONT ... Acquired from Montreal for cash, May 13, 1931 ... Traded to Ottawa with Percy Galbraith and Ted Saunders for Bob Gracie, Oct. 4, 1933  
1931-32 28 4 4 8 14 - - - - -  
**COOK, Fred "Bun"** ... Left Wing ... 5'11" ... 180 ... Sept. 18, 1903 in Kingston ONT ... Acquired from NY Rangers for cash, Sept. 10, 1936  
1936-37 40 4 5 9 8 - - - - -  
**COOK, Lloyd** ... Defense ... 6'0" ... 170 ... Mar. 21, 1890 in Lynden ONT ... (#2) ... Acquired from Vancouver/WCHL for cash, Nov. 18, 1924  
1924-25 4 1 0 1 0 - - - - -  
**COOPER, Carson** ... Right Wing ... 5'7" ... 160 ... July 17, 1899 in Cornwall ONT ... (#5; #7) ... Signed as a free agent, Nov. 2, 1924 ... Traded to Montreal for Billy Boucher with right of recall, Jan. 17, 1927 ... Players returned to original teams, May 22, 1927 ... Traded to Detroit for cash, May 22, 1927  
1924-25-1926-27 58 33 6 39 14 - - - - -  
**CORAZZINI, Carl** ... Center ... 5'10" ... 182 ... Apr. 21, 1979 in Framingham MA ... (#52) ... Signed as a free agent, Aug. 8, 2001  
2003-04 12 2 0 2 0 - - - - -  
**CORCORAN, Norm** ... Center/Right Wing ... 5'10" ... 160 ... Aug. 15, 1931 in Toronto ONT ... (#22) ... Signed as a free agent, Mar. 23, 1950 ... Traded to Detroit with Gilles Boisvert, Real Chevrefils, Warren Godfrey and Ed Sandford for Vic Stasiuk, Marcel Bonin, Lorne Davis and Terry Sawchuk, June 3, 1955  
1949-50; 1952-53; 1954-55 4 0 0 0 2 4 0 0 0 6  
**CORNFORTH, Mark** ... Defense ... 6'1" ... 193 ... Nov. 13, 1972 in Montreal QBC ... (#40) ... Signed as a free agent, Oct. 6, 1995  
1995-96 6 0 0 0 4 - - - - -  
**CORVO, Joe** ... Defense ... 6'1" ... 210 ... June 20, 1977 in Oak Park IL ... (#14) ... Acquired from Carolina for 2012 fourth round draft pick (Trevor Carrick), July 5, 2011  
2011-12 75 4 21 25 13 5 0 0 0 0  
**COSTELLO, Murray** ... Center ... 6'3" ... 190 ... Feb. 24, 1934 in South Porcupine ONT ... (#21) ... Acquired from Chicago for Frank Martin, Oct. 4, 1954 ... Traded to Detroit with Lorne Ferguson for Real Chevrefils and Jerry Toppazzini, Jan. 17, 1956  
1954-55-1955-56 95 10 17 27 44 1 0 0 0 2  
**COTE, Alain** ... Defense ... 6'0" ... 207 ... Apr. 14, 1967 in Montmagny QBC ... (#26; #33; #37; #40) ... First pick (second round), 31st overall, in the 1985 NHL Entry Draft ... Traded to Washington for Bobby Gould, Sept. 28, 1989  
1985-86-1988-89 68 2 9 11 65 - - - - -

**COURTEAU, Maurice** ... Goal ... 5'8" ... 162 ... Feb. 18, 1920 in Quebec City QBC ... (#1) 1943-44 6 0 0 0 - - - - -  
**COURTNALL, Geoff** ... Left Wing ... 6'1" ... 195 ... Aug. 18, 1962 in Duncan BC ... (#34; #32; #14) ... Signed as a free agent, July 6, 1983 ... Traded to Edmonton with Bill Ranford and 1988 second round draft pick (Petro Koivunen) for Andy Moog, Mar. 8, 1988  
1983-84-1987-88 259 78 81 159 368 9 0 2 2 9  
**COUTU, Billy** ... Defense ... 5'11" ... 190 ... Mar. 1, 1892 in North Bay ONT ... (#10) ... Acquired from Montreal for Amby Moran, Oct. 22, 1926 ... Suspended for life by NHL for assault on referee Jerry LaFlamme, Apr. 13, 1927 ... Traded to New Haven/Cam-Am with Nobby Clark for cash, Jan. 5, 1928  
1926-27 40 1 1 2 35 7 1 0 1 4  
**COWLEY, Bill** ... Center ... 5'10" ... 165 ... June 12, 1912 in Bristol QBC ... (#10; #17) ... Claimed from St. Louis in Dispersal Draft, Oct. 15, 1935  
1935-36-1946-47 508 190 346 536 133 64 12 34 46 22  
**CRAIG, Jim** ... Goal ... 6'1" ... 190 ... May 31, 1957 in North Easton MA ... (#30) ... Acquired from Atlanta for 1980 second round (Steve Konroyd) and 1981 third round (Mike Vernon) draft picks, June 2, 1980  
1980-81 23 - 1 1 11 - - - - -  
**CRAWFORD, John** ... Defense ... 5'11" ... 200 ... Oct. 26, 1916 in Dublin ONT ... (#6; #19) ... Signed as a free agent, Oct. 26, 1937  
1937-38-1949-50 548 38 140 178 202 66 3 13 16 36  
**CRAWFORD, Lou** ... Left Wing ... 6'0" ... 185 ... Nov. 5, 1962 in Belleville ONT ... (#37; #39) ... Signed as a free agent, July 6, 1989  
1989-90; 1991-92 26 2 1 3 29 1 0 0 0 0  
**CREIGHTON, Dave** ... Center ... 6'1" ... 195 ... June 24, 1930 in Port Arthur ONT ... (#17) ... Signed as a free agent, Oct. 5, 1948 ... Traded to Toronto for Ferny Flaman, July 20, 1954  
1948-49-1953-54 295 72 65 137 76 30 6 7 13 12  
**CRISP, Terry** ... Center ... 5'10" ... 180 ... May 28, 1943 in Parry Sound ONT ... (#14) ... Claimed by St. Louis in NHL Expansion Draft, June 6, 1967  
1965-66 3 0 0 0 0 - - - - -  
**CROSS, Tommy** ... Defense ... 6'3" ... 206 ... Sept. 12, 1989 in Hartford CT ... (#56) ... Second pick, 35th overall, in the 2007 NHL Entry Draft  
2015-16-2016-17 3 0 1 1 0 1 0 1 1 0  
**CROWDER, Bruce** ... Right Wing ... 6'0" ... 180 ... Mar. 25, 1957 in Essex ONT ... (#32) ... Signed as a free agent, Sept. 28, 1981 ... Claimed by Pittsburgh in NHL Waiver Draft, Oct. 9, 1984  
1981-82-1983-84 217 43 44 87 133 31 8 4 12 41  
**CROWDER, Keith** ... Right Wing ... 6'0" ... 190 ... Jan. 6, 1959 in Windsor ONT ... (#18) ... Fourth pick (third round), 57th overall, in the 1979 NHL Entry Draft  
1980-81-1988-89 607 219 258 477 1261 78 13 22 35 209  
**CUDE, Wilf** ... Goal ... 5'9" ... 146 ... July 4, 1910 in Barry SWales  
1931-32 2 0 0 0 0 - - - - -  
**CUNNINGHAM, Craig** ... Left Wing ... 5'10" ... 184 ... Sept. 13, 1990 in Trail BC ... (#61) ... Fourth pick, 97th overall, in the 2010 NHL Entry Draft ... Claimed off waivers by Arizona, Mar. 2, 2015  
2013-14-2014-15 34 2 1 3 2 - - - - -  
**CUPOLO, Bill** ... Right Wing ... 5'8" ... 170 ... Jan. 8, 1924 in Niagara Falls ONT ... (#11) 1944-45 47 11 13 24 10 7 1 2 3 0  
**CURRAN, Brian** ... Defense ... 6'5" ... 220 ... Nov. 5, 1963 in Toronto ONT ... (#34) ... Second pick, 22nd overall, in the 1982 NHL Entry Draft  
1983-84-1985-86 115 3 7 10 407 5 0 0 0 11  
**CZARNIK, Austin** ... Center ... 5'9" ... 167 ... Dec. 12, 1992 in Detroit MI ... (#61) ... Signed as a free agent, Apr. 1, 2015  
2016-17 49 5 8 13 12 - - - - -  
**CZERKAWSKI, Mariusz** ... Right Wing ... 6'0" ... 200 ... Apr. 13, 1972 in Radomsko POL ... (#19; #29) ... Fifth pick, 106th overall, in the 1991 NHL Entry Draft ... Traded to Edmonton with Sean Brown and 1996 first round draft pick (Matthieu Descoteaux) for Bill Ranford, Jan. 11, 1996 ... Claimed off waivers from Toronto, Mar. 8, 2006  
1993-94-1995-96; 2005-06 100 23 22 45 45 18 4 3 7 4

- D -



**DAFOE, Byron** ... Goal ... 5'11" ... 190 ... Feb. 25, 1971 in Sussex ENG ... (#34) ... Acquired from Los Angeles with Dmitri Khristich for Jozef Stumpel, Sandy Moger and 1998 fourth round draft pick (Pierre Dagenais), Aug. 29, 1997  
1997-98-2001-02 283 - 8 8 60 24 - 0 0 2  
**DALLMAN, Kevin** ... Defense ... 5'11" ... 195 ... Feb. 26, 1981 in Niagara Falls ONT ... (#58) ... Signed as a free agent, July 18, 2002 ... Claimed off waivers by St. Louis, Dec. 3, 2005  
2005-06 21 0 1 1 8 - - - - -  
**DAMORE, Nick** ... Goal ... 5'6" ... 160 ... July 10, 1916 in Niagara Falls ONT ... Loaned from Hershey/AHL to replace injured Frank Brimsek, Jan. 25, 1942 ... Returned to Hershey/AHL after the game  
1941-42 1 - 0 0 0 - - - - -  
**DARRAGH, Hal** ... Left Wing ... 5'10" ... 145 ... Sept. 13, 1902 in Ottawa ONT ... (#11) ... Acquired from Philadelphia for Ron Lyons and Bill Hutton, Dec. 8, 1930 ... Claimed off waivers by Toronto, June 8, 1931  
1930-31 25 2 4 6 4 5 0 1 1 2  
**DASKALAKIS, Cleon** ... Goal ... 5'9" ... 175 ... Sept. 29, 1962 in Boston MA ... (#35) ... Signed as a free agent, June 1, 1984  
1984-85-1986-87 12 - 0 0 0 - - - - -  
**DAVIE, Bob** ... Defense ... 6'0" ... 170 ... Sept. 12, 1912 in Beausejour MAN ... (#10; #16) 1933-34-1935-36 41 0 1 1 25 - - - - -





# ALL-TIME ROSTER

<b>FERGUS, Tom</b> ... Center ... 6'3" ... 210 ... June 16, 1962 in Chicago IL ... (#28) ... Second pick (third round), 60th overall, in the 1980 NHL Entry Draft ... Traded to Toronto for Bill Derlago, Oct. 11, 1985												
1981-82--1984-85	289	98	138	236	138	29	7	2	9	28		
<b>FERGUSON, Lorne</b> ... Left Wing ... 6'0" ... 175 ... May 26, 1930 in Palmerston ONT ... (#12; #23; #24) ... Acquired from NY Rangers with Billy Moe and future considerations for Pat Egan, Oct. 7, 1949 ... Traded to Detroit with Murray Costello for Real Chevrefils and Jerry Toppazzini, Jan. 17, 1956												
1949-50--1951-52;												
1954-55--1955-56	201	47	41	88	87	10	2	0	2	4		
<b>FERLIN, Brian</b> ... Right Wing ... 6'2" ... 217 ... June 3, 1992 in Jacksonville FL ... (#68) ... Fourth pick, 121st overall, in the 2011 NHL Entry Draft												
2014-15	7	0	1	1	0	-	-	-	-	-		
<b>FERNANDEZ, Manny</b> ... Goal ... 6'0" ... 207 ... Aug. 27, 1974 in Etobicoke ONT ... (#35) ... Acquired from Minnesota for Petr Kalus and 2009 fourth round draft pick (Alexander Fallstrom), July 1, 2007												
2007-08--2008-09	32	-	0	0	2	-	-	-	-	-		
<b>FERRARO, Landon</b> ... Center ... 6'0" ... 186 ... Aug. 8, 1991 in Trail BC ... (#29) ... Claimed off waivers from Detroit, Nov. 22, 2015												
2015-16	58	5	5	10	20	-	-	-	-	-		
<b>FERRARO, Peter</b> ... Right Wing ... 5'10" ... 180 ... Jan. 24, 1973 in Port Jefferson NY ... (#42) ... Signed as a free agent, Aug. 5, 1998 ... Claimed by Atlanta in NHL Expansion Draft, June 25, 1999 ... Acquired from Atlanta for Randy Robitaille, June 25, 1999												
1998-99--1999-00	51	6	9	15	44	-	-	-	-	-		
<b>FIELDER, Guyle</b> ... Center ... 5'9" ... 165 ... Nov. 21, 1930 in Potlatch ID ... (#20) ... Acquired from Seattle/WHL for cash, Oct., 1953 ... Claimed from Seattle/WHL in Inter-League Draft, June 5, 1957 ... Traded to Detroit for cash, June 15, 1957												
1953-54	-	-	-	-	-	2	0	0	0	2		
<b>FILLION, Marcel</b> ... Left Wing ... 5'7" ... 175 ... May 28, 1923 in Thetford Mines QBC												
1944-45	1	0	0	0	0	-	-	-	-	-		
<b>FILMORE, Tom</b> ... Right Wing ... 5'11" ... 189 ... Date unknown in Thamesford ONT ... Acquired from NY Americans for Jim Klein, Feb. 12, 1933 ... Traded to Montreal with cash for Tony Savage, Nov. 5, 1934												
1932-33--1933-34	4	0	0	0	0	-	-	-	-	-		
<b>FINLEY, Brian</b> ... Goal ... 6'3" ... 200 ... July 3, 1981 in Sault Ste. Marie ONT ... (#60) ... Signed as a free agent, July 17, 2006												
2006-07	2	-	0	0	0	-	-	-	-	-		
<b>FINNIGAN, Eddie</b> ... Left Wing ... 5'8" ... 170 ... May 23, 1913 in Shawville QBC ... Acquired from NY Americans for cash, Dec. 19, 1935 ... Traded to Providence/AHL for cash, Oct. 7, 1936												
1935-36	3	0	0	0	0	-	-	-	-	-		
<b>FISHER, Duncan</b> ... Right Wing ... 5'7" ... 170 ... Aug. 30, 1927 in Regina SASK ... (#9) ... Acquired from NY Rangers with future considerations (Nov. 20, 1950 loan of Alex Kaleta to Hershey/AHL) for Ed Harrison and Zello Toppazzini, Nov. 16, 1950 ... Traded to Hershey/AHL with Ellard O'Brien for Ray Gariepy, June, 1953												
1950-51--1952-53	125	24	33	57	22	8	1	0	1	0		
<b>FITZGERALD, Tom</b> ... Right Wing ... 6'0" ... 195 ... Aug. 28, 1969 in Billerica MA ... (#12) ... Signed as a free agent, July 28, 2004 ... Retired as a player, Sept. 12, 2006												
2005-06	71	4	6	10	40	-	-	-	-	-		
<b>FLAMAN, Ferny</b> ... Defense ... 5'10" ... 190 ... Jan. 25, 1927 in Dysart SASK ... (#4; #10; #14) ... Traded to Toronto with Ken Smith, Phil Maloney and Leo Boivin for Bill Ezinicki and Vic Lynn, Nov. 16, 1950 ... Acquired from Toronto for Dave Creighton, July 20, 1954												
1944-45--1950-51;												
1954-55--1960-61	682	30	147	177	1002	48	3	6	9	67		
<b>FLEMING, Reggie</b> ... Defense/Left Wing ... 5'8" ... 170 ... Apr. 21, 1936 in Montreal QBC ... (#19) ... Acquired from Chicago with Ab McDonald for Doug Mohns, June 8, 1964 ... Traded to NY Rangers for John McKenzie, Jan. 10, 1966												
1964-65--1965-66	101	22	29	51	178	-	-	-	-	-		
<b>FLOCKHART, Ron</b> ... Center ... 5'11" ... 190 ... Oct. 10, 1960 in Smithers BC ... (#36) ... Acquired from St. Louis for future considerations, Feb. 13, 1989												
1988-89	4	0	0	0	0	-	-	-	-	-		
<b>FLOREK, Justin</b> ... Left Wing ... 6'4" ... 199 ... May 18, 1990 in Marquette, MI ... (#57) ... Fifth pick, 135th overall, in the 2010 NHL Entry Draft												
2013-14	4	1	1	2	0	6	1	0	1	4		
<b>FORBES, Dave</b> ... Left Wing ... 5'10" ... 180 ... Nov. 16, 1948 in Montreal QBC ... (#14) ... Signed as a free agent, Sept., 1973 ... Claimed by Washington in Waiver Draft, Oct. 10, 1977												
1973-74--1976-77	284	53	52	105	220	45	1	4	5	13		
<b>FORBES, Mike</b> ... Defense ... 6'2" ... 200 ... Sept. 20, 1957 in Brampton ONT ... (#6) ... Third pick, 52nd overall, in the 1977 NHL Amateur Draft ... Claimed by Edmonton in NHL Expansion Draft, June 13, 1979												
1977-78	32	0	4	4	15	-	-	-	-	-		
<b>FORSBACKA KARLSSON, Jakob</b> ... Center ... 6'1" ... 184 ... Oct. 31, 1996 in Stockholm SWE ... (#23) ... Fifth pick, 45th overall, in the 2015 NHL Entry Draft												
2016-17	1	0	0	0	0	-	-	-	-	-		
<b>FOSTER, Dwight</b> ... Right Wing ... 5'10" ... 190 ... Apr. 2, 1957 in Toronto ONT ... (#27; #20) ... First pick, 16th overall, in the 1977 NHL Amateur Draft ... Acquired from Detroit for Dave Donnelly, Mar. 11, 1986												
1977-78--1980-81;												
1985-86--1986-87	252	51	82	133	165	29	5	11	16	4		
<b>FOSTER, Harry "Yip"</b> ... Defense ... 6'6" ... 198 ... Nov. 25, 1907 in Guelph ONT ... Acquired from NY Rangers with cash for Bill Regan, Feb. 17, 1930 ... Traded to Tulsa/AHA for cash, Jan. 6, 1933												
1931-32	34	1	2	3	12	-	-	-	-	-		
<b>FOSTER, Norm</b> ... Goal ... 5'9" ... 175 ... Feb. 10, 1965 in Vancouver BC ... (#29; #36) ... Eleventh pick, 231st overall, in the 1983 NHL Entry Draft ... Traded to Edmonton for 1992 sixth round draft pick (Jiri Dopita), Sept. 11, 1991												
1990-91	3	-	0	0	0	-	-	-	-	-		
<b>FOWLER, Norman "Hec"</b> ... Goal ... 5'11" ... 190 ... Oct. 14, 1892 in Saskatoon SASK ... (#1) ... Acquired from Victoria/PCHA for cash, Oct. 29, 1924												
1924-25	7	-	0	0	0	-	-	-	-	-		
<b>FRANKS, Jim</b> ... Goal ... 5'11" ... 156 ... Nov. 8, 1914 in Melville SASK ... Loaned from Detroit to replace injured Bert Gardiner, Jan. 29, 1944												
1943-44	1	-	0	0	0	-	-	-	-	-		

<b>FRASER, Matt</b> ... Left Wing ... 6'1" ... 204 ... May 20, 1990 in Red Deer ALTA ... (#25) ... Acquired from Dallas with Loui Eriksson, Reilly Smith and Joe Morrow for Tyler Seguin, Rich Peverley and Ryan Button, July 4, 2013 ... Claimed off waivers by Edmonton, Dec. 29, 2014												
2013-14	38	5	0	5	17	4	1	1	2	0		
<b>FREDRICKSON, Frank</b> ... Center ... 5'11" ... 180 ... June 11, 1895 in Winnipeg MAN ... (#5) ... Acquired from Detroit with Harry Meeking for Duke Keats and Archie Briden, Jan. 7, 1927 ... Traded to Pittsburgh for Mickey Mackay and cash, Dec. 21, 1928												
1926-27--1928-29	81	27	12	39	140	10	2	3	5	24		
<b>FROST, Harry</b> ... Right Wing ... 5'11" ... 165 ... Aug. 17, 1914 in Kerr Lake ONT ... (#4)												
1938-39	4	0	0	0	0	1	0	0	0	0		

- G -



<b>GAGNE, Art</b> ... Right Wing ... 5'7" ... 160 ... Oct. 11, 1897 in Ottawa ONT ... Acquired from Montreal for cash, May 13, 1929 ... Traded to Ottawa for cash, Dec. 21, 1929												
1929-30	6	0	1	1	6	-	-	-	-	-	-	-
<b>GAGNE, Pierre</b> ... Left Wing ... 6'1" ... 180 ... June 5, 1940 in North Bay ONT												
1959-60	2	0	0	0	0	-	-	-	-	-	-	-
<b>GAGNE, Simon</b> ... Left Wing ... 6'1" ... 195 ... February 29, 1980 in Ste. Foy QBC ... (#12) ... Signed as a free agent, Oct. 14, 2014 ... Left team for personal reasons, Jan. 12, 2015												
2014-15	23	3	1	4	4	-	-	-	-	-	-	-
<b>GAGNON, Johnny</b> ... Right Wing ... 5'5" ... 140 ... June 8, 1905 in Chicoutimi QBC ... Acquired from Montreal for Joe Lamb, Oct. 2, 1934 ... Traded to Montreal for cash, Jan. 9, 1935												
1934-35	24	1	1	2	9	-	-	-	-	-	-	-
<b>GAINOR, Norman "Dutch"</b> ... Center ... 6'1" ... 170 ... Apr. 10, 1904 in Calgary ALTA ... (#8) ... Acquired from Minneapolis/AHA with Nobby Clark for Red Stuart, cash and future considerations, Oct. 24, 1927 ... Traded to NY Rangers for Joe Jerwa, Aug. 25, 1931												
1927-28--1930-31	163	48	43	91	118	15	2	1	3	12		
<b>GALBRAITH, Percy</b> ... Left Wing/Defense ... 5'10" ... 162 ... Dec. 5, 1898 in Toronto ONT ... (#6) ... Acquired from St. Paul/AHA with Bill Hill for cash, Jan. 3, 1926 ... Traded to Ottawa with Ted Saunders and Bud Cook for Bob Gracie, Oct. 4, 1933 ... Signed as a free agent, Nov. 21, 1933												
1926-27--1933-34	345	29	31	60	224	31	4	7	11	24		
<b>GALLEY, Garry</b> ... Defense ... 6'0" ... 204 ... Apr. 16, 1963 in Montreal QBC ... (#28) ... Signed as a free agent, July 8, 1988 ... Traded to Philadelphia with Wes Walz and 1993 third round draft pick (Milos Holan) for Gord Murphy, Brian Dobbin, 1992 third round (Sergei Zholtok) and 1993 fourth round (Charles Paquette) draft picks, Jan. 2, 1992												
1988-89--1991-92	257	24	82	106	322	46	4	9	13	84		
<b>GALLINGER, Don</b> ... Center ... 6'0" ... 170 ... Apr. 16, 1925 in Port Colborne ONT ... (#11)												
1942-43--1943-44;												
1945-46--1947-48	222	65	88	153	89	23	5	5	10	19		
<b>GAMBLE, Bruce</b> ... Goal ... 5'9" ... 200 ... May 24 1938 in Port Arthur ONT ... (#1) ... Claimed from NY Rangers in Intra-League Draft, June 10, 1959 ... Loaned to Portland/WHL as future considerations portion of May, 1961 Don Head trade, Sept., 1961 ... Traded to Springfield/AHL with Terry Gray, Randy Miller and Dale Rolfe for Bob McCord, June, 1963												
1960-61--1961-62	80	-	0	0	18	-	-	-	-	-		
<b>GARDINER, Bert</b> ... Goal ... 5'11" ... 160 ... Mar. 25, 1913 in Saskatoon SASK ... (#1) ... Acquired from Montreal for cash, Oct. 30, 1943												
1943-44	41	-	1	1	-	-	-	-	-	-		
<b>GARDNER, Cal</b> ... Center ... 6'1" ... 172 ... Oct. 30, 1924 in Transcona MAN ... (#9) ... Acquired from Chicago for cash, June 26, 1953												
1953-54--1956-57	280	57	83	140	225	19	3	2	5	6		
<b>GARIEPY, Ray</b> ... Defense ... 5'9" ... 180 ... Sept. 4, 1928 in Toronto ONT ... Signed as a free agent, Oct. 8, 1953 ... Traded to Toronto for John Henderson, Sept. 23, 1954												
1953-54	35	1	6	7	39	-	-	-	-	-		
<b>GAUDREAU, Armand</b> ... Left Wing ... 5'9" ... 155 ... July 14, 1921 in Lac St. Jean QBC ... (#14) ... Signed as a free agent, Nov. 2, 1944												
1944-45	44	15	9	24	27	7	0	2	2	8		
<b>GAUTHIER, Jean</b> ... Defense ... 6'1" ... 190 ... Apr. 29, 1937 in Montreal QBC ... (#27) ... Claimed from Philadelphia in Intra-League Draft, June 12, 1968												
1968-69	11	0	2	2	8	-	-	-	-	-		
<b>GELINEAU, Jack</b> ... Goal ... 6'0" ... 180 ... Nov. 11, 1924 in Toronto ONT ... (#1) ... Traded to Chicago for cash, Nov. 28, 1953												
1948-49--1950-51	141	-	0	0	4	4	-	0	0	0		
<b>GENDRON, Jean-Guy</b> ... Left Wing ... 5'9" ... 165 ... Aug. 30, 1934 in Montreal QBC ... (#23) ... Claimed from NY Rangers in Intra-League Draft, June 3, 1958 ... Traded to Montreal for Andre Pronovost, Nov. 27, 1960 ... Claimed from NY Rangers in Intra-League Draft, June 4, 1962												
1958-59--1960-61;												
1962-63--1963-64	260	66	62	128	230	7	1	0	1	18		
<b>GERAN, Gerry</b> ... Center ... 5'9" ... 180 ... Aug. 3, 1896 in Holyoke MA ... (#9) ... Signed as a free agent, Nov. 23, 1925 ... Traded to St. Paul/AHA for cash, Nov. 4, 1926												
1925-26	33	5	1	6	6	-	-	-	-	-		
<b>GETLIFFE, Ray</b> ... Center/Left Wing ... 5'11" ... 175 ... Apr. 3, 1914 in Galt ONT ... (#6) ... Acquired from NY Rangers for cash, Dec. 28, 1935 ... Traded to Montreal with Charlie Sands for Herb Cain, Oct. 10, 1939												
1935-36--1938-39	128	37	40	77	57	19	3	3	6	6		
<b>GIBBS, Barry</b> ... Defense ... 5'11" ... 195 ... Sept. 28, 1948 in Lloydminster SASK ... (#24) ... First pick, first overall, in the 1966 NHL Amateur Draft ... Traded to Minnesota with Tommy Williams 1969 first round draft pick (Don Tannahill) and future considerations (Fred O'Donnell, May 7, 1971), May 7, 1969												
1967-68--1968-69	24	0	0	0	4	-	-	-	-	-		



# ALL-TIME ROSTER

<b>GIBSON, Doug</b> ... Center ... 5'10" ... 175 ... Sept. 28, 1953 in Peterborough ONT ... (#22; #27) ... Third pick, 36th overall, in the 1973 NHL Amateur Draft ... Claimed off waivers by Washington, May 29, 1977	1973-74; 1975-76	52	7	18	25	0	1	0	0	0	0
<b>GILBERT, Gilles</b> ... Goal ... 6'1" ... 175 ... Mar. 31, 1949 in St. Esprit QBC ... (#1) ... Acquired from Minnesota for Fred Stanfield, May 22, 1973 ... Traded to Detroit for Rogie Vachon, July 15, 1980	1973-74--1979-80	277	-	5	5	86	31	-	4	4	10
<b>GILBERT, Jeannot</b> ... Center ... 5'10" ... 170 ... Dec. 29, 1940 in Grade Baie QBC ... Claimed by Pittsburgh in NHL Expansion Draft, June 6, 1967	1962-63; 1964-65	9	0	1	1	4	-	-	-	-	-
<b>GILL, Andre</b> ... Goal ... 5'7" ... 145 ... Sept. 19, 1941 in Sorel QBC ... Loaned from Hershey/AHL to replace injured Gerry Cheevers, Dec. 23, 1967	1967-68	5	-	0	0	0	-	-	-	-	-
<b>-GETLIFFE, Ray</b> ... Center/Left Wing ... 5'11" ... 175 ... Apr. 3, 1914 in Galt ONT ... (#6) ... Acquired from NY Rangers for cash, Dec. 28, 1935 ... Traded to Montreal with Charlie Sands for Herb Cain, Oct. 10, 1939	1935-36--1938-39	128	37	40	77	57	19	3	3	6	6
<b>GIBBS, Barry</b> ... Defense ... 5'11" ... 195 ... Sept. 28, 1948 in Lloydminster SASK ... (#24) ... First pick, overall, in the 1966 NHL Amateur Draft ... Traded to Minnesota with Tommy Williams 1969 first round draft pick (Don Tannahill) and future considerations (Fred O'Donnell, May 7, 1971), May 7, 1969	1967-68--1968-69	24	0	0	0	4	-	-	-	-	-
<b>GILL, Hal</b> ... Defense ... 6'7" ... 250 ... Apr. 6, 1975 in Concord MA ... (#75; #25) ... Eighth pick, 207th overall, in the 1993 NHL Entry Draft	1997-98--2005-06	626	20	77	97	588	36	0	2	2	28
<b>GILLIS, Mike</b> ... Left Wing ... 6'1" ... 195 ... Dec. 1, 1958 in Sudbury ONT ... (#14; #22; #34; #33) ... Acquired from Colorado for Bob Miller, Feb. 18, 1981	1980-81--1983-84	125	17	24	41	104	27	2	5	7	10
<b>GIRARD, Jonathan</b> ... Defense ... 5'11" ... 192 ... May 27, 1980 in Joliette QBC ... (#55; #46) ... First pick (second round), 48th overall, in the 1998 NHL Entry Draft ... Retired due to injuries from car accident, Nov. 30, 2005	1998-99--2002-03	150	10	34	44	46	3	0	1	1	2
<b>GIROUX, Art</b> ... Right Wing ... 5'10" ... 165 ... June 6, 1908 in Winnipeg MAN ... Acquired from Montreal for cash, Oct. 18, 1934 ... Traded to Detroit with Marty Barry for Cooney Weiland and Walt Buswell, June 30, 1935	1934-35	10	1	0	1	0	-	-	-	-	-
<b>GLADU, Jean-Paul</b> ... Left Wing ... 5'11" ... 180 ... June 20, 1921 in St. Hyacinthe QBC ... (#19) ... Traded to St. Louis/AHL for cash, Dec. 6, 1945 ... Acquired from Cleveland/AHL with Joe Lund for Buck Davies and Vic Lynn, Dec. 10, 1951	1944-45	40	6	14	20	2	7	2	2	4	0
<b>GLENNON, Matt</b> ... Left Wing ... 6'0" ... 185 ... Sept. 20, 1968 in Hull MA ... (#13; #39) ... Seventh pick (sixth round), 119th overall, in the 1987 NHL Entry Draft	1991-92	3	0	0	0	2	-	-	-	-	-
<b>GODFREY, Warren</b> ... Defense ... 6'1" ... 190 ... Mar. 23, 1931 in Toronto ONT ... (#6; #25) ... Traded to Detroit with Gilles Boisvert, Real Cheverfils, Norm Corcoran and Ed Sandford for Marcel Bonin, Lorne Davis, Terry Sawchuk and Vic Stasiuk, June 3, 1955 ... Claimed from Detroit in Intra-League Draft, June 4, 1962 ... Traded to Detroit for Gerry Odrowski, Oct. 10, 1963	1952-53--1954-55;	1962-63	258	9	48	57	225	18	0	1	1
<b>GOLDSWORTHY, Bill</b> ... Right Wing ... 6'0" ... 190 ... Aug. 24, 1944 in Waterloo ONT ... (#26; #28) ... Claimed by Minnesota in NHL Expansion Draft, June 6, 1967	1964-65--1966-67	33	6	6	12	27	-	-	-	-	-
<b>GOLDSWORTHY, Roy</b> ... Right Wing ... 6'0" ... 165 ... Oct. 18, 1906 in Two Harbors MN ... (#9) ... Acquired from Montreal with Sam McManus and cash for Babe Siebert and Roger Jenkins, Sept. 10, 1936 ... Traded to NY Americans with loan of Art Jackson for 1938-39 season for cash, Oct. 24, 1938	1936-37--1937-38	93	17	16	33	22	6	0	0	0	2
<b>GONCHAR, Sergei</b> ... Defense ... 6'2" ... 215 ... Apr. 13, 1974 in Chelyabinsk RUS ... (#55) ... Acquired from Washington for Shaone Morrisonn and 2004 first (Jeff Schultz) and second (Michail Yunkov) round draft picks, Mar. 3, 2004	2003-04	15	4	5	9	12	7	1	4	5	4
<b>GORDON, Fred</b> ... Right Wing ... 5'10" ... 185 ... May 6, 1900 in Fleming SASK ... (#10) ... Acquired from Detroit for Harry Meeking, May 22, 1927	1927-28	43	3	2	5	40	2	0	0	0	0
<b>GOREN, Lee</b> ... Right Wing ... 6'3" ... 205 ... Dec. 26, 1977 in Winnipeg MAN ... (#37) ... Fifth pick (third round), 63rd overall, in the 1997 NHL Entry Draft	2000-01; 2002-03	35	4	1	5	14	5	0	0	0	5
<b>GORING, Robert "Butch"</b> ... Center ... 5'9" ... 170 ... Oct. 22, 1949 in St. Boniface MAN ... (#22) ... Claimed off waivers from NY Islanders, Jan. 8, 1985	1984-85	39	13	21	34	6	5	1	1	2	0
<b>GOULD, Bob</b> ... Right Wing ... 6'0" ... 195 ... Sept. 2, 1957 in Petrolia ONT ... (#18) ... Acquired from Washington for Alain Cote, Sept. 28, 1989	1989-90	77	8	17	25	92	17	0	0	0	4
<b>GRACIE, Bob</b> ... Center/Left Wing ... 5'9" ... 155 ... Nov. 8, 1910 in North Bay ONT ... (#6) ... Acquired from Ottawa for Percy Galbraith, Bud Cook and Ted Saunders, Oct. 4, 1933 ... Traded to NY Americans with Art Chapman for Lloyd Gross and George Patterson, Jan. 11, 1934	1933-34	24	2	6	8	18	-	-	-	-	-
<b>GRADIN, Thomas</b> ... Center ... 5'11" ... 176 ... Feb. 18, 1956 in Solleftea SWE ... (#10) ... Signed as a free agent, June 24, 1986	1986-87	64	12	31	43	18	4	0	4	4	0
<b>GRAHAM, Rod</b> ... Left Wing ... 6'0" ... 185 ... Aug. 19, 1946 in London ONT ... (#28) ... Rights transferred with affiliation agreement with Rochester/AHL, June 14, 1974	1974-75	14	2	1	3	7	-	-	-	-	-
<b>GRAHAM, Ted</b> ... Defense ... 5'8" ... 170 ... Jan. 30, 1906 in Owen Sound ONT ... (#4) ... Claimed from St. Louis in Dispersal Draft, Oct. 15, 1935 ... Traded to NY Americans for Walt Kalbfleisch, Dec. 19, 1936	1935-36--1936-37	49	4	1	5	37	2	0	0	0	2
<b>GRAHAME, John</b> ... Goal ... 6'2" ... 210 ... Aug. 31, 1975 in Denver CO ... (#30; #47) ... Seventh pick (ninth round), 229th overall, in the 1994 NHL Entry Draft ... Traded to Tampa Bay for 2004 fourth round draft pick (Jason Churchill), Jan. 13, 2003	1999-00--2002-03	76	-	4	4	18	-	-	-	-	-

<b>GRAHAME, Ron</b> ... Goal ... 5'11" ... 175 ... June 7, 1950 in Victoria BC ... (#31) ... Signed as a free agent, Oct. 13, 1977 ... Traded to Los Angeles for 1979 first round draft pick (Ray Bourque), Oct. 9, 1978	1977-78	40	-	1	1	0	4	-	0	0	0
<b>GRANT, Benny</b> ... Goal ... 5'11" ... 160 ... July 14, 1908 in Owen Sound ONT ... Loaned from Toronto to replace Maurice Courteau, Mar. 18, 1944	1943-44	1	-	0	0	0	-	-	-	-	-
<b>GRAY, Terry</b> ... Right Wing ... 6'0" ... 175 ... Mar. 21, 1938 in Montreal QBC ... (#12) ... Acquired from Montreal with Cliff Pennington for Willie O'Ree and Stan Maxwell, June, 1961 ... Loaned to Montreal for cash, July, 1962 ... Traded to Springfield/AHL with Dale Rolfe, Bruce Gamble and Randy Miller for Bob McCord, June, 1963	1961-62	42	8	7	15	15	-	-	-	-	-
<b>GREEN, Redvers</b> ... Left Wing ... 5'8" ... 148 ... Dec. 12, 1899 in Sudbury ONT ... (#7) ... Acquired from NY Americans for Harry Connor, May 18, 1928 ... Claimed off waivers by Detroit, Feb. 16, 1929 ... Claimed off waivers from Detroit, Mar. 4, 1929	1928-29	22	0	0	0	16	1	0	0	0	0
<b>GREEN, Ted</b> ... Defense ... 5'10" ... 200 ... Mar. 23, 1940 in Eriksdale MAN ... (#6) ... Claimed from Montreal in Intra-League Draft, June 8, 1960 ... Signed with WHA in 1972 off-season	1960-61--1968-69;	1970-71--1971-72	620	48	206	254	1029	31	4	8	12
<b>GREEN, Travis</b> ... Center ... 6'2" ... 200 ... Dec. 20, 1970 in Castlegar BC ... (#39) ... Acquired from Columbus for 2004 sixth round draft pick (Lennart Petrell), Oct. 3, 2003	2003-04--2005-06	146	21	17	38	146	7	0	1	1	8
<b>GRIFFITH, Seth</b> ... Center ... 5'9" ... 192 ... Jan. 4, 1993 in Wallaceburg ONT ... (#53) ... Third pick (fifth round), 131st overall, in the 2012 NHL Entry Draft ... Claimed off waivers by Toronto, Oct. 11, 2016	2014-15--2015-16	34	6	5	11	10	-	-	-	-	-
<b>GRONSDAHL, Lloyd</b> ... Right Wing ... 5'9" ... 170 ... May 10, 1921 in Norquay SASK	1941-42	10	1	2	3	0	-	-	-	-	-
<b>GROSEK, Michal</b> ... Left Wing ... 6'2" ... 207 ... June 1, 1975 in Vyskov CZE REP ... (#22) ... Signed as a free agent, July 16, 2002	2002-03--2003-04	96	5	20	25	104	5	0	0	0	13
<b>GROSS, Lloyd</b> ... Left Wing ... 5'9" ... 175 ... Sept. 5, 1905 in Kitchener ONT ... Acquired from NY Americans with George Patterson for Art Chapman and Bob Gracie, Jan. 11, 1934 ... Traded to Detroit for cash, Feb. 13, 1934	1933-34	6	1	0	1	6	-	-	-	-	-
<b>GROSSO, Don</b> ... Left Wing/Center ... 5'11" ... 170 ... Apr. 12, 1915 in Sault Ste. Marie ONT ... (#19) ... Acquired from Chicago for cash, June, 1946 ... Traded to St. Louis/AHL for cash, June 14, 1947	1946-47	33	0	2	2	2	-	-	-	-	-
<b>GRUDEN, John</b> ... Defense ... 6'0" ... 190 ... June 4, 1970 in Virginia MN ... (#29; #36) ... Seventh pick (eighth round), 168th overall, in the 1990 NHL Entry Draft	1993-94--1995-96	59	0	7	7	28	3	0	1	1	0
<b>GRYP, Bob</b> ... Left Wing ... 6'1" ... 190 ... May 6, 1950 in Chatham ONT ... (#28) ... Claimed from Tulsa/CHL in Reverse Draft, June, 1972 ... Claimed by Washington in NHL Expansion Draft, June 12, 1974	1973-74	1	0	0	0	0	-	-	-	-	-
<b>GRZELCYK, Matt</b> ... Defense ... 5'9" ... 176 ... Jan. 5, 1994 in Charlestown MA ... (#48) ... Second pick (third round), 85th overall, in the 2012 NHL Entry Draft	2016-17	2	0	0	0	2	-	-	-	-	-
<b>GUAY, Paul</b> ... Right Wing ... 5'11" ... 185 ... Sept. 2, 1963 in Providence RI ... (#37; #45) ... Acquired from Los Angeles for Dave Pasin, Nov. 3, 1988	1988-89	5	0	2	2	0	-	-	-	-	-
<b>GUERIN, Bill</b> ... Right Wing ... 6'2" ... 210 ... Nov. 9, 1970 in Worcester MA ... (#13) ... Acquired from Edmonton for Anson Carter and 2001 first (Ales Hemsky) and second (Doug Lynch) round draft picks, Nov. 15, 2000	2000-01--2001-02	142	69	60	129	213	6	4	2	6	6
<b>GUIDOLIN, Armand "Bep"</b> ... Left Wing ... 5'8" ... 175 ... Dec. 9, 1925 in Thorold ONT ... (#12) ... Traded to Detroit for Billy Taylor, Oct. 15, 1947	1942-43--1943-44;	195	49	70	119	236	22	5	7	12	31
<b>GUITE, Ben</b> ... Center ... 6'1" ... 211 ... July 17, 1978 in Montreal QBC ... (#50) ... Signed as a free agent, Aug. 15, 2005	2005-06	1	0	0	0	0	-	-	-	-	-
<b>GUSTAVSSON, Jonas</b> ... Goal ... 6'3" ... 192 ... Oct. 24, 1984 in Danderyd SWE ... (#50) ... Signed as a free agent, Oct. 4, 2015	2015-16	24	-	0	0	0	-	-	-	-	-

- H -



<b>HACKETT, Jeff</b> ... Goal ... 6'1" ... 198 ... June 1, 1968 in London ONT ... (#30) ... Acquired from San Jose with Jeff Jillson for Kyle McLaren and 2004 fourth round draft pick (Torrey Mitchell), Jan. 23, 2003	2002-03	18	-	0	0	2	3	-	0	0	0
<b>HAGMAN, Matti</b> ... Center ... 6'1" ... 184 ... Sept. 21, 1955 in Helsinki FIN ... (#28) ... Sixth pick (seventh round), 104th overall, in the 1975 NHL Amateur Draft ... Traded to Quebec/WHA for cash, Dec., 1977	1976-77--1977-78	90	15	18	33	2	8	0	1	1	0
<b>HALL, Taylor</b> ... Left Wing ... 5'11" ... 180 ... Feb. 20, 1964 in Regina SASK ... (#23) ... Signed as a free agent, July 20, 1987	1987-88	7	0	0	0	4	-	-	-	-	-
<b>HALWARD, Doug</b> ... Defense ... 6'1" ... 200 ... Nov. 1, 1955 in Toronto ONT ... (#26; #29) ... First pick, 14th overall, in the 1975 NHL Amateur Draft ... Traded to Los Angeles for future considerations, Sept. 18, 1978	1975-76--1977-78	65	3	9	12	14	7	0	0	0	4



# ALL-TIME ROSTER

**HAMILL, Robert "Red"** ... Left Wing ... 5'11" ... 180 ... Jan. 11, 1917 in Toronto ONT ... (#11) ... Signed as a free agent, Oct. 26, 1937 ... Traded to Chicago for cash, Dec., 18, 1941  
1937-38--1941-42 59 16 14 30 20 17 0 1 1 13

**HAMILL, Zach** ... Center ... 5'11" ... 180 ... Sept. 23, 1988 in Vancouver BC ... (#52) ... First pick, eighth overall, in the 2007 NHL Entry Draft ... Traded to Washington for Chris Bourque, May 26, 2012  
2009-10--2011-12 20 0 4 4 4 - - - - -

**HAMILTON, Dougie** ... Defense ... 6'5" ... 199 ... June 17, 1993 in Toronto ONT ... (#27) ... First pick, 9th overall, in the 2011 NHL Entry Draft ... Traded to Calgary for 2015 first (Zachary Senyshyn) and second (Jakob Forsbacka-Karlsson, Jeremy Lauzon) round draft picks, June 26, 2015  
2012-13--2014-15 178 22 61 83 95 19 2 8 10 14

**HAMMOND, Ken** ... Defense ... 6'1" ... 190 ... Aug. 22, 1963 in Port Credit ONT ... (#55) ... Acquired from Toronto for cash, Aug. 20, 1990  
1990-91 1 1 0 1 2 8 0 0 0 10

**HARKINS, Brett** ... Center ... 6'3" ... 210 ... Oct. 8, 1968 in Cleveland OH ... (#40; #65) ... Signed as a free agent, July 1, 1994 ... Signed as a free agent, Sept. 4, 1996  
1994-95; 1996-97 45 4 15 19 8 - - - - -

**HARNOTT, Walter** ... Left Wing ... 5'10" ... 175 ... Sept. 24, 1909 in Montreal QBC  
1933-34 6 0 0 0 2 - - - - -

**HARRINGTON, Leland** ... Left Wing ... 5'8" ... 163 ... Aug. 13, 1904 in Melrose MA ... (#11; #14) ... Signed as a free agent, Jan. 4, 1926 ... Traded to Providence/Can-Am for cash, Oct., 1928  
1925-26; 1927-28 48 8 2 10 13 2 0 0 0 0

**HARRIS, Henry** ... Right Wing ... 5'11" ... 185 ... Apr. 28, 1906 in Kenora ONT ... Acquired from Seattle/PCHL for cash, Feb. 4, 1930  
1930-31 32 2 4 6 20 - - - - -

**HARRIS, Thomas Fred "Smoker"** ... Left Wing ... 5'11" ... 165 ... Oct. 11, 1890 in Port Arthur ONT ... (#8) ... Acquired from Seattle/PCHL for cash, Nov. 2, 1924 ... Traded to Vancouver/WCHL for cash, Dec. 21, 1924  
1924-25 6 3 1 4 8 - - - - -

**HARRISON, Ed** ... Center/Left Wing ... 6'0" ... 165 ... July 25, 1927 in Mimico ONT ... (#16) ... Traded to NY Rangers with Zello Toppazzini for Duncan Fisher and future considerations (Nov. 30, 1950 loan of Alex Kaleta to Hershey/AHL), Nov. 16, 1950  
1947-48--1950-51 190 26 24 50 51 9 1 0 1 2

**HARRISON, Jim** ... Center ... 5'11" ... 185 ... July 9, 1947 in Bonnyville ALTA ... (#16) ... Traded to Toronto for Wayne Carleton, Dec. 10, 1969  
1968-69--1969-70 39 4 3 7 37 - - - - -

**HAWGOOD, Greg** ... Defense ... 5'10" ... 190 ... Aug. 10, 1968 in Edmonton ALTA ... (#35; #38; #39; #40) ... Ninth pick (tenth round), 202nd overall, in the 1986 NHL Entry Draft ... Traded to Edmonton for Vladimir Ruzicka, Oct. 22, 1990  
1987-88--1989-90 134 27 51 78 160 28 2 5 7 14

**HAYES, Chris** ... Left Wing ... 5'10" ... 180 ... Aug. 24, 1946 in Rouyn QBC ... (#29) ... Signed as a free agent, Sept., 1971  
1971-72 - - - - - 1 0 0 0 0

**HAYES, Jimmy** ... Right Wing ... 6'6" ... 222 ... Nov. 21, 1989 in Boston MA ... (#11) ... Acquired from Florida for Reilly Smith and Marc Savard, July 1, 2015  
2015-16--2016-17 133 15 19 34 89 - - - - -

**HAYNES, Paul** ... Center ... 5'10" ... 160 ... Mar. 1, 1910 in Montreal QBC ... (#9) ... Acquired from Montreal Maroons for cash, Dec. 28, 1934 ... Traded to Montreal Canadiens for Jack Riley, Sept. 30, 1935  
1934-35 37 4 3 7 8 3 0 0 0 0

**HEAD, Don** ... Goal ... 5'10" ... 200 ... June 30, 1933 in Mt. Dennis ONT ... (#1) ... Acquired from Portland/AHL for Jack Bionda and future considerations (Gene Achtymichuk and Don Ward, Aug., 1961 and Sept., 1961 loan of Bruce Gamble), May, 1961 ... Traded to Portland/WHL for cash, June 10, 1962  
1961-62 38 - 0 0 14 - - - - -

**HEADLEY, Fern** ... Defense ... 5'11" ... 175 ... Mar. 2, 1901 in Crystal ND ... (#11) ... Acquired from Saskatoon/WCHL for cash, Nov. 2, 1924 ... Traded to Vancouver/WHL for cash, Oct. 29, 1925  
1924-25 11 0 1 1 2 - - - - -

**HEALEY, Eric** ... Left Wing ... 6'0" ... 202 ... Jan. 20, 1975 in Hull MA ... (#40) ... Signed as a free agent, Aug. 15, 2005  
2005-06 2 0 0 0 2 - - - - -

**HEBENTON, Andy** ... Right Wing ... 5'9" ... 180 ... Oct. 3, 1929 in Winnipeg MAN ... (#12) ... Claimed from NY Rangers in Intra-League Draft, June 4, 1963 ... Loaned to Portland/WHL for cash, June 5, 1964 ... Traded to Toronto with Orland Kurtenbach and Pat Stapleton for Ron Stewart, June 8, 1965  
1963-64 70 12 11 23 8 - - - - -

**HEINEN, Danton** ... Center ... 6'1" ... 193 ... July 5, 1995 in Langley BC ... (#43) ... Third pick (fourth round), 116th overall, in the 2014 NHL Entry Draft  
2016-17 8 0 0 0 2 - - - - -

**HEINRICH, Lionel** ... Left Wing ... 5'10" ... 180 ... Apr. 20, 1934 in Churchbridge SASK ... (#6)  
1955-56 35 1 1 2 33 - - - - -

**HEINZE, Steve** ... Right/Left Wing ... 5'11" ... 202 ... Jan. 30, 1970 in Lawrence MA ... (#45; #23) ... Second pick (third round), 60th overall, in the 1988 NHL Entry Draft ... Claimed by Columbus in NHL Expansion Draft, June 23, 2000  
1991-92--1999-00 515 131 108 239 275 52 8 11 19 36

**HENDERSON, Jay** ... Left Wing ... 5'11" ... 188 ... Sept. 17, 1978 in Edmonton ALTA ... (#38; #51) ... Twelfth pick (ninth round), 246th overall, in 1997 NHL Entry Draft ... Traded to NY Rangers for 2004 ninth round draft pick (Christian Mahoney-Wilson), Jan. 17, 2003  
1998-99--2000-01 33 1 3 4 37 - - - - -

**HENDERSON, John** ... Goal ... 6'1" ... 174 ... Mar. 25, 1933 in Toronto ONT ... Acquired from Toronto for Ray Gariepy, Sept. 23, 1954  
1954-55--1955-56 46 - 0 0 0 2 - 0 0 0

**HENDERSON, Murray** ... Defense ... 6'0" ... 180 ... Sept. 5, 1921 in Toronto ONT ... (#8) ... Signed as a free agent, Feb. 28, 1945  
1944-45--1951-52 405 24 62 86 305 41 2 3 5 23

**HENNESSY, Josh** ... Center ... 6'0" ... 200 ... Feb. 7, 1985 in Brockton MA ... (#62) ... Signed as a free agent, July 5, 2011  
2011-12 3 0 0 0 2 - - - - -

**HENRY, Gordon** ... Goal ... 6'0" ... 185 ... Aug. 17, 1926 in Owen Sound ONT ... (#1)  
1948-49--1950-51; 3 - 0 0 0 5 - 0 0 0  
1952-53 3 - 0 0 0 23 - 0 0 0

**HENRY, Jim** ... Goal ... 5'9" ... 165 ... Oct. 23, 1920 in Winnipeg MAN ... (#1) ... Acquired from Detroit for cash, Sept. 28, 1951  
1951-52--1954-55 237 - 0 0 0 23 - 0 0 0

**HERBERTS, Jimmy** ... Center/Right Wing ... 5'10" ... 185 ... Oct. 31, 1897 in Cayuga ONT ... (#4) ... Signed as a free agent, Nov. 2, 1924 ... Traded to Toronto for Eric Pettinger and cash, Dec. 21, 1927  
1924-25--1927-28 112 66 20 86 176 8 3 0 3 8

**HERGESHEIMER, Phil** ... Right Wing ... 5'10" ... 175 ... July 9, 1914 in Winnipeg MAN ... Acquired from Chicago for cash with Chicago holding right of recall, Jan. 26, 1942 ... Rights returned to Chicago, July 1, 1942  
1941-42 3 0 0 0 2 - - - - -

**HERR, Matt** ... Center ... 6'2" ... 204 ... May 26, 1976 in Hackensack NJ ... (#63) ... Signed as a free agent, July 18, 2002  
2002-03 3 0 0 0 0 - - - - -

**HERVEY, Matt** ... Defense ... 5'11" ... 205 ... May 16, 1968 in Whittier CA ... (#43) ... Signed as a free agent, Aug. 15, 1991 ... Traded to Tampa Bay with Ken D. Hodge for Darin Kimble and future considerations, Sept. 4, 1992  
1991-92 16 0 1 1 55 5 0 0 0 6

**HEXIMER, Orville** ... Left Wing/Center ... 5'7" ... 159 ... Feb. 16, 1910 in Niagara Falls ONT ... (#14) ... Acquired from NY Rangers for cash, Aug. 22, 1932 ... Traded to NY Americans with Hap Emms for Walter Jackson, Dec. 13, 1934  
1932-33 48 7 5 12 12 5 0 0 0 2

**HICKS, Wayne** ... Right Wing ... 5'11" ... 185 ... Apr. 9, 1937 in Aberdeen WA ... (#12) ... Claimed from Montreal in Intra-League Draft, June 5, 1962 ... Traded to Montreal for cash, Sept. 28, 1963  
1962-63 65 7 9 16 14 - - - - -

**HILBERT, Andy** ... Center/Left Wing ... 5'11" ... 190 ... Feb. 6, 1981 in Lansing MI ... (#29; #16) ... Third pick (second round), 37th overall, in the 2000 NHL Entry Draft ... Traded to Chicago for 2006 fifth round draft pick (Shane Sims), Nov. 6, 2005  
2001-02--2003-04 38 3 3 6 18 5 1 0 1 0

**HILL, Mel** ... Right Wing ... 5'10" ... 175 ... Feb. 15, 1914 in Glenboro MAN ... (#11; #16; #18) ... Signed as a free agent, Oct. 26, 1937 ... Traded to Brooklyn for cash, June 27, 1941  
1937-38--1940-41 131 26 25 51 41 24 7 4 11 12

**HILLER, Wilbert "Dutch"** ... Left Wing ... 5'8" ... 170 ... May 11, 1915 in Kitchener ONT ... (#12) ... Acquired from Detroit with cash for Pat McReavy, Nov. 24, 1941 ... Traded to Montreal for cash, Aug. 15, 1942  
1941-42--1942-43 46 7 10 17 19 5 0 1 1 0

**HILLIER, Randy** ... Defense ... 6'1" ... 192 ... Mar. 30, 1960 in Toronto ONT ... (#23) ... Fourth pick (fifth round), 102nd overall, in the 1980 NHL Entry Draft ... Traded to Pittsburgh for 1985 fourth round draft pick (Greg Polak), Oct. 15, 1984  
1987-88--1993-94 164 3 30 33 253 11 0 1 1 20

**HILLMAN, Floyd** ... Defense ... 5'11" ... 170 ... Nov. 19, 1933 in Ruthven ONT ... Acquired from Victoria/WHL for Arnott Whitney, Dec., 1955  
1956-57 6 0 0 0 10 - - - - -

**HILLMAN, Larry** ... Defense ... 6'0" ... 185 ... Feb. 5, 1937 in Kirkland Lake ONT ... (#22) ... Claimed off waivers from Chicago, Oct. 14, 1957 ... Claimed by Toronto in Intra-League Draft, June 8, 1960  
1957-58--1959-60 127 6 30 36 81 18 0 3 3 6

**HITCHMAN, Lionel** ... Defense ... 6'1" ... 167 ... Nov. 3, 1901 in Toronto ONT ... (#2, #3) ... Acquired from Ottawa for cash, Jan. 10, 1925  
1924-25--1933-34 377 26 26 52 485 31 3 1 4 69

**HNIDY, Shane** ... Defense ... 6'2" ... 204 ... Nov. 8, 1975 in Brandon MAN ... (#34) ... Acquired from Anaheim with 2008 sixth round draft pick (Nicholas Tremblay) for Brandon Bochenski, Jan. 2, 2008 ... Signed as a free agent, Feb. 26, 2011  
2007-08--2008-09; 2010-11 111 4 13 17 88 17 2 1 3 16

**HODGE, Kenneth D.** ... Center/Right Wing ... 6'1" ... 200 ... Apr. 13, 1966 in Windsor ONT ... (#10) ... Acquired from Minnesota for 1992 fourth round draft pick (Jere Lehtinen), Aug. 21, 1990 ... Traded to Tampa Bay with Matt Hervey for Darin Kimble and future considerations, Sept. 4, 1992  
1990-91--1991-92 112 36 40 76 30 15 4 6 10 6

**HODGE, Kenneth R.** ... Right Wing ... 6'2" ... 210 ... June 25, 1944 in Birmingham ENG ... (#8) ... Acquired from Chicago with Phil Esposito and Fred Stanfield for Gilles Marotte, Pit Martin and Jack Norris, May 15, 1967 ... Traded to NY Rangers for Rick Middleton, May 26, 1976  
1967-68--1975-76 652 289 385 674 620 86 34 47 81 108

**HODGSON, Ted** ... Right Wing ... 5'11" ... 185 ... June 30, 1945 in Hobbema ALTA ... (#24) ... Traded to Salt Lake/WHL for cash, Oct. 22, 1969  
1966-67 4 0 0 0 0 - - - - -

**HOGGAN, Jeff** ... Left Wing ... 6'1" ... 188 ... Feb. 1, 1978 in Hope BC ... (#32) ... Signed as a free agent, July 21, 2006  
2006-07--2007-08 47 0 2 2 33 - - - - -

**HOGUE, Benoit** ... Left Wing ... 5'10" ... 194 ... Oct. 28, 1966 in Repentigny QBC ... (#33) ... Acquired from Dallas for future considerations, Jan. 12, 2002 ... Claimed off waivers by Washington, Mar. 19, 2002  
2001-02 17 4 4 8 9 - - - - -

**HOLLETT, Bill "Flash"** ... Defense ... 6'0" ... 180 ... Apr. 13, 1912 in North Sydney NS ... (#2; #3; #12) ... Acquired from Toronto for cash, Jan. 15, 1936 ... Traded to Detroit for Pat Egan, Jan. 5, 1944  
1935-36--1943-44 354 84 115 199 198 48 5 20 25 20

**HOOVER, Ron** ... Center ... 6'1" ... 185 ... Oct. 28, 1966 in Oakville ONT ... (#39; #44) ... Signed as a free agent, Sept. 1, 1989  
1989-90--1990-91 17 4 0 4 31 8 0 0 0 18

**HORECK, Pete** ... Left Wing ... 5'9" ... 158 ... June 15, 1923 in Massey ONT ... Acquired from Detroit with Bill Quackenbush for Pete Babando, Clare Martin, Lloyd Durham and Jimmy Peters, Aug. 16, 1949 ... Traded to Chicago for cash, Nov. 1, 1951  
1949-50--1950-51 100 15 18 33 79 4 0 0 0 13

# ALL-TIME ROSTER

**HORTON, Nathan** ... Right Wing ... 6'2" ... 215 ... May 29, 1985 in Welland ONT ... (#18) ... Acquired from Florida with Gregory Campbell for Dennis Wideman, 2010 first round (Derek Forbort) and 2011 third round (Kyle Rau) draft picks, June 22, 2010  
2010-11-2012-13 169 56 51 107 161 43 15 21 36 49

**HORVATH, Bronco** ... Center ... 5'11" ... 185 ... Mar. 12, 1930 in Port Colborne ONT ... (#6) ... Claimed from Montreal in Intra-League Draft, June 5, 1957 ... Claimed by Chicago in Intra-League Draft, June 13, 1961  
1957-58-1960-61 227 103 112 215 204 19 7 6 13 8

**HOWE, Marty** ... Defense ... 6'1" ... 195 ... Feb. 18, 1954 in Detroit MI ... (#27) ... Acquired from Hartford for future considerations, Oct. 1, 1982 ... Traded to Hartford for future considerations, Sept. 29, 1983  
1982-83 78 1 11 12 24 12 0 1 1 9

**HUARD, Bill** ... Left Wing ... 6'1" ... 215 ... June 24, 1967 in Welland ONT ... (#61) ... Signed as a free agent, Dec. 4, 1992  
1992-93 2 0 0 0 0 - - - - -

**HUGHES, Brent** ... Left Wing ... 5'11" ... 195 ... Apr. 5, 1966 in New Westminster BC ... (#42; #18) ... Acquired from Washington with future considerations for John Byce and Dennis Smith, Feb. 24, 1992 ... Claimed by Buffalo in Waiver Draft, Oct. 2, 1995  
1991-92-1994-95 191 25 22 47 511 29 4 1 5 53

**HUGHES, Ryan** ... Center ... 6'2" ... 196 ... Jan. 17, 1972 in Montreal QBC ... (#47) ... Signed as a free agent, Oct. 6, 1995  
1995-96 3 0 0 0 0 - - - - -

**HULBIG, Joe** ... Left Wing ... 6'3" ... 215 ... Sept. 29, 1973 in Norwood MA ... (#48) ... Signed as a free agent, July 23, 1999  
1999-00-2000-01 31 2 2 4 12 - - - - -

**HUML, Ivan** ... Left Wing ... 6'2" ... 195 ... Sept. 6, 1981 in Kladno CZE REP ... (#36) ... Fourth pick (second round), 59th overall, in the 2000 NHL Entry Draft  
2001-02-2003-04 49 6 12 18 36 - - - - -

**HUNWICK, Matt** ... Defense ... 5'11" ... 193 ... May 21, 1985 in Warren MI ... (#48) ... Sixth pick (seventh round), 224th overall, in the 2004 NHL Entry Draft ... Traded to Colorado for Colby Cohen, Nov. 29, 2010  
2007-08-2010-11 164 13 32 45 76 14 0 6 6 2

**HURLEY, Paul** ... Defense ... 5'11" ... 185 ... July 12, 1946 in Melrose MA ... Signed as a free agent, Mar., 1969 ... Signed with WHA in 1972 off-season  
1968-69 1 0 1 1 0 - - - - -

**HUSCROFT, Jamie** ... Defense ... 6'2" ... 200 ... Jan. 9, 1967 in Creston BC ... (#28) ... Signed as a free agent, July 23, 1992  
1993-94-1994-95 70 0 7 7 247 9 0 0 0 20

**HUTTON, Bill** ... Defense/Right Wing ... 5'11" ... 165 ... Jan. 28, 1910 in Calgary ALTA ... (#15) ... Traded to Ottawa for Harry Connor, Jan. 30, 1930 ... Acquired from Ottawa for Harry Connor, Oct. 16, 1930 ... Traded to Philadelphia with Ron Lyons for Hal Darragh, Dec. 8, 1930  
1929-30-1930-31 25 2 0 2 4 - - - - -

**HYNES, Dave** ... Left Wing ... 5'9" ... 182 ... Apr. 17, 1951 in Cambridge MA ... (#27) ... Signed with WHA in 1976 off-season  
1973-74-1974-75 22 4 0 4 2 - - - - -

**HYNES, Gord** ... Defense ... 6'1" ... 170 ... July 22, 1966 in Montreal QBC ... (#47) ... Fifth pick (sixth round), 115th overall, in the 1985 NHL Entry Draft  
1991-92 15 0 5 5 6 12 1 2 3 6

- I -



**IAFRATE, Al** ... Defense ... 6'3" ... 235 ... Mar. 21, 1966 in Dearborn MI ... (#43) ... Acquired from Washington for Joe Juneau, Mar. 21, 1994 ... Traded to San Jose for Jeff Odgers and 1996 fifth round draft pick (Elias Abrahamsson), June 21, 1996  
1993-94 12 5 8 13 20 13 3 1 4 6

**IGINLA, Jarome** ... Right Wing ... 6'1" ... 210 ... July 1, 1977 in Edmonton ALTA ... (#12) ... Signed as a free agent, July 5, 2013  
2013-14 78 30 31 61 47 12 5 2 7 12

**INGRAM, Jack** ... Center ... 5'11" ... 170 ... 1894 in Halifax NS ... Signed as a free agent, Jan. 5, 1925  
1924-25 1 0 0 0 0 - - - - -

**IRVINE, Ted** ... Left Wing ... 6'2" ... 195 ... Dec. 8, 1944 in Winnipeg MAN ... Claimed by Los Angeles in NHL Expansion Draft, June 6, 1967  
1963-64 1 0 0 0 0 - - - - -

**IRWIN, Matt** ... Defense ... 6'2" ... 210 ... Nov. 29, 1987 in Victoria BC ... (#52) ... Signed as a free agent, July 10, 2015  
2015-16 2 0 0 0 0 - - - - -

**ISBISTER, Brad** ... Left Wing ... 6'4" ... 231 ... May 7, 1977 in Edmonton ALTA ... (#21) ... Acquired from Edmonton for 2006 fourth round draft pick (James Delory), Aug. 1, 2005  
2005-06 58 6 17 23 46 - - - - -

- J -



**JACKMAN, Richard** ... Defense ... 6'2" ... 192 ... June 28, 1978 in Toronto ONT ... (#43) ... Acquired from Dallas for Cameron Mann, June 24, 2001 ... Traded to Toronto for Kris Ver-narsky, May 13, 2002  
2001-02 2 0 0 0 2 - - - - -

**JACKSON, Art** ... Center ... 5'8" ... 165 ... Dec. 15, 1915 in Toronto ONT ... (#16; #18) ... Acquired from Toronto for cash and future considerations, Sept. 23, 1937 ... Loaned to NY Americans for 1938-39 season with trade of Roy Goldsworthy for cash, Oct. 24, 1938 ... Traded to Toronto for cash and future considerations (Bingo Kampman, Oct. 29, 1945), Dec. 24, 1944  
1937-38; 1939-40-1944-45 307 94 134 228 103 33 8 9 17 23

**JACKSON, Harvey "Busher"** ... Left Wing ... 5'11" ... 195 ... Jan. 19, 1911 in Toronto ONT ... (#18) ... Acquired from NY Americans for cash, Jan. 4, 1942  
1941-42-1943-44 112 35 43 78 81 14 1 3 4 10

**JACKSON, Percy** ... Goal ... 5'9" ... 165 ... Sept. 21, 1907 in Canmore ALTA ... Loaned to NY Americans to replace injured Roy Worters, Mar. 18, 1934 ... Traded to NY Rangers for Jean Pusie, Nov. 1, 1934 ... Acquired from NY Rangers for cash, Nov. 18, 1934  
1931-32; 1935-36 5 - 0 0 0 - - - - -

**JACKSON, Stan** ... Left Wing ... 6'0" ... 180 ... Aug. 27, 1898 in Parrsboro NS ... (#2, #3, #5, #8) ... Signed as a free agent, Dec. 17, 1924 ... Traded to Ottawa for cash, Jan. 18, 1927  
1924-25-1925-26 52 8 5 13 60 - - - - -

**JACKSON, Walter** ... Left Wing ... 5'8" ... 164 ... June 3, 1908 in Instock ENG ... Acquired from NY Americans for Orville Heximer and Hap Emms, Dec. 13, 1934 ... Transferred to London/IHL as compensation for Ray Getliffe, Dec. 31, 1935  
1935-36 2 0 0 0 0 - - - - -

**JAGR, Jaromir** ... Right Wing ... 6'3" ... 240 ... Feb. 15, 1972 in Kladno, CZE REP ... (#68) ... Acquired from Dallas for Lane MacDermid, Cody Payne and 2013 first round draft pick (Jason Dickinson), Apr. 2, 2013  
2012-13 11 2 7 9 2 22 0 10 10 8

**JANNEY, Craig** ... Center ... 6'1" ... 190 ... Sept. 26, 1967 in Hartford CT ... (#22; #23) ... First pick, 13th overall, in the 1986 NHL Entry Draft ... Traded to St. Louis with Stephane Quintal for Adam Oates, Feb. 7, 1992  
1987-88-1991-92 262 85 198 283 44 69 17 56 73 45

**JENKINS, Roger** ... Right Wing/Defense ... 5'11" ... 173 ... Nov. 18, 1911 in Appleton WI ... (#8) ... Acquired from Montreal for Jean Pusie, Walt Buswell and cash, July 13, 1935 ... Traded to Montreal with Babe Siebert for Roy Goldsworthy, Sam McManus and cash, Sept. 10, 1936  
1935-36 40 2 6 8 51 2 0 1 1 2

**JENNINGS, Bill** ... Right Wing ... 5'10" ... 165 ... June 28, 1917 in Toronto ONT ... (#17) ... Acquired from Detroit for Pete Leswick, Oct. 30, 1944 ... Traded to Chicago for Norm McAtee, Feb. 5, 1946  
1944-45 39 20 13 33 25 7 2 2 4 6

**JEREMIAH, Ed** ... Right Wing/Defense ... 5'9" ... 160 ... Nov. 4, 1905 in Worcester MA ... Acquired from NY Americans for cash, Feb. 1, 1932  
1931-32 6 0 0 0 0 - - - - -

**JERWA, Frank** ... Left Wing/Defense ... 6'1" ... 179 ... Feb. 28, 1909 in Bankhead ALTA ... (#17) ... Acquired from Vancouver/PCHL for cash, Apr. 15, 1931 ... Traded to St. Louis for Gerry Shannon, Jan. 10, 1935  
1931-32-1934-35 65 7 9 16 39 - - - - -

**JERWA, Joe** ... Defense ... 6'2" ... 185 ... Jan. 20, 1907 in Bankhead ALTA ... Acquired from NY Rangers for Norman Gainer, Aug. 25, 1931 ... Traded to NY Americans with Nels Stewart for cash, Sept. 28, 1935 ... Rights returned from NY Americans for failure to complete purchase agreement, May 27, 1936 ... Traded to NY Americans for loan of Al Shields and future considerations (Terry Reardon and Tom Cooper, Oct. 17, 1937), Jan. 25, 1937  
1931-32; 1933-34; 1936-37 39 3 5 8 40 - - - - -

**JILLSON, Jeff** ... Defense ... 6'3" ... 220 ... July 24, 1980 in North Smithfield RI ... (#23) ... Acquired from San Jose with Jeff Hackett for Kyle McLaren and 2004 fourth round draft pick (Torrey Mitchell), Jan. 23, 2003 ... Traded to San Jose for Brad Boyes and future considerations (Andy Delmore, Mar. 9, 2004), Mar. 9, 2004  
2003-04 50 4 10 14 35 - - - - -

**JOHNSON, Aaron** ... Defense ... 6'1" ... 204 ... Apr. 30, 1983 in Port Hawkesbury NS ... (#45) ... Signed as a free agent, July 18, 2012  
2012-13 10 0 0 0 10 - - - - -

**JOHNSON, Chad** ... Goal ... 6'3" ... 205 ... June 10, 1986 in Saskatoon SASK ... (#30) ... Signed as a free agent, July 5, 2013  
2013-14 27 - 0 0 0 - - - - -

**JOHNSON, Nick** ... Right Wing ... 6'2" ... 200 ... Dec. 24, 1985 in Calgary ALTA ... (#32) ... Signed as a free agent, July 5, 2013  
2013-14 9 0 0 0 0 - - - - -

**JOHNSON, Norm** ... Center ... 5'10" ... 170 ... Nov. 27, 1932 in Moose Jaw SASK ... (#18) ... Claimed from Brandon/WHL in Inter-League Draft, June 4, 1957 ... Claimed off waivers by Chicago, Jan. 7, 1959  
1957-58-1958-59 54 4 20 24 33 12 4 0 4 6

**JOHNSON, Tom** ... Defense ... 6'0" ... 180 ... Feb. 18, 1928 in Balduv MAN ... (#10) ... Claimed from Montreal in Waiver Draft, June 4, 1963 ... Retired due to leg injury suffered Feb. 28, 1965  
1963-64-1964-65 121 4 30 34 63 - - - - -

**JOHNSTON, Ed** ... Goal ... 6'0" ... 190 ... Nov. 24, 1935 in Montreal QBC ... (#1) ... Claimed from Spokane/WHL in Inter-League Draft, June 4, 1962 ... Traded to Toronto as future considerations portion of Mar. 3, 1973 Jacques Plante trade, May 22, 1973  
1962-63-1972-73 444 - 10 10 24 13 - 0 0 2

**JOHNSTON, Greg** ... Right Wing ... 6'1" ... 205 ... Jan. 14, 1965 in Barrie ONT ... (#29; #39) ... Second pick, 42nd overall, in the 1983 NHL Entry Draft ... Traded to NY Rangers with future considerations for Chris Nilan, Dec. 18, 1990  
1983-84-1989-90 183 26 28 54 119 22 2 1 3 12

**JONATHAN, Stan** ... Left Wing ... 5'8" ... 175 ... Sept. 5, 1955 in Ohsweken ONT ... (#31; #17) ... Fifth pick (sixth round), 86th overall, in the 1975 NHL Amateur Draft ... Traded to Pittsburgh for cash, Nov. 8, 1982  
1975-76-1982-83 392 91 107 198 738 63 8 4 12 137

**JONES, Ron** ... Defense ... 6'1" ... 195 ... Apr. 11, 1951 in Vermillion ALTA ... (#29) ... First pick, sixth overall, in the 1971 NHL Amateur Draft ... Claimed by Pittsburgh in Intra-League Draft, June 12, 1973  
1971-72-1972-73 8 0 0 0 0 - - - - -

**JOYCE, Bobby** ... Left Wing ... 6'0" ... 195 ... July 11, 1966 in St. John NB ... (#27) ... Fourth pick, 82nd overall, in the 1984 NHL Entry Draft ... Traded to Washington for Dave Christian, Dec. 13, 1989  
1987-88-1989-90 115 26 38 64 78 32 13 8 21 20



# ALL-TIME ROSTER

**JUNEAU, Joe** ... Center/Left Wing ... 6'0" ... 195 ... Jan. 5, 1968 in Pont-Rouge QBC ... (#23; #49) ... Third pick (fourth round), 81st overall, in the 1988 NHL Entry Draft ... Traded to Washington for Al Iafate, Mar. 21, 1994

1991-92--1993-94 161 51 142 193 72 19 6 12 18 27  
**JUNKIN, Joe** ... Goal ... 5'11" ... 180 ... Sept. 8, 1946 in Lindsay ONT ... (#1) ... Signed as a free agent, Sept. 12, 1968

1968-69 1 - 0 0 0 - - - - -  
**JURCINA, Milan** ... Defense ... 6'4" ... 233 ... June 7, 1983 in Liptovsky Mikulas SVK ... (#68) ... Seventh pick (eighth round), 241st overall, in the 2001 NHL Entry Draft ... Traded to Washington for 2008 fourth round draft pick (T.J. Brodie), Feb. 1, 2007

2005-06--2006-07 91 8 6 14 74 - - - - -

- K -



**KABERLE, Tomas** ... Defense ... 6'1" ... 214 ... Mar. 2, 1978 in Rakovnik CZE REP ... (#12) ... Acquired from Toronto for Joe Colborne, 2011 first (Rickard Rakell) and 2012 second (Mike Winther) round draft picks, Feb. 18, 2011

2010-11 24 1 8 9 2 25 0 11 11 4  
**KALBFLEISH, Walt** ... Defense ... 5'10" ... 175 ... Dec. 18, 1911 in New Hamburg ONT ... Acquired from NY Americans for Ted Graham, Dec. 19, 1936

1936-37 1 0 0 0 0 - - - - -  
**KALUS, Petr** ... Right Wing ... 6'1" ... 196 ... June 29, 1987 in Ostrava CZE REP ... (#47) ... Second pick, 39th overall, in the 2005 NHL Entry Draft ... Traded to Minnesota with 2009 fourth round draft pick (Alexander Fallstrom) for Manny Fernandez, July 1, 2007

2006-07 9 4 1 5 6 - - - - -  
**KAMINSKY, Max** ... Center ... 5'11" ... 160 ... Apr. 19, 1913 in Niagara Falls ONT ... (#15) ... Acquired from St. Louis with Des Roche for Joe Lamb, Dec. 4, 1934 ... Traded to Montreal Maroons for cash, Dec. 7, 1936

1934-35--1935-36 74 13 17 30 24 4 0 0 0 0  
**KAMPFER, Steven** ... Defense ... 5'10" ... 188 ... Sept. 24, 1988 in Ann Arbor MI ... (#47) ... Acquired from Anaheim for 2010 fourth round draft pick (Justin Shugg), Mar. 2, 2010 ... Traded to Minnesota for Greg Zanon, Feb. 27, 2012

2010-11--2011-12 48 5 7 12 16 - - - - -  
**KARSUMS, Martins** ... Right Wing ... 5'10" ... 198 ... Feb. 26, 1986 in Riga LAT ... (#43) ... Second pick, 64th overall, in the 2004 NHL Entry Draft ... Traded to Tampa Bay with Matt Lashoff for Mark Recchi and 2010 second round draft pick (Alexander Petrovic), Mar. 4, 2009

2008-09 6 0 1 1 0 - - - - -  
**KASATONOV, Alexei** ... Defense ... 6'1" ... 215 ... Oct. 14, 1959 in Leningrad RUS ... (#6) ... Signed as a free agent, June 22, 1994

1994-95--1995-96 63 3 14 17 45 5 0 0 0 2  
**KASPER, Steve** ... Center ... 5'8" ... 175 ... Sept. 28, 1961 in Montreal QBC ... (#11) ... Third pick (fourth round), 81st overall, in the 1980 NHL Entry Draft ... Traded to Los Angeles for Bob Carpenter as future considerations portion of Jan. 22, 1989 Jay Miller trade, Jan. 23, 1989

1980-81--1988-89 564 135 220 355 450 63 14 16 30 62  
**KEANS, Doug** ... Goal ... 5'7" ... 185 ... Jan. 7, 1958 in Pembroke ONT ... (#31) ... Claimed off waivers from Los Angeles, May 24, 1983

1983-84--1987-88 154 - 5 5 46 6 - 0 0 4  
**KEATS, Gordon "Duke"** ... Center ... 5'11" ... 195 ... Mar. 1, 1895 in Montreal QBC ... (#5) ... Acquired from Edmonton/WHL for cash, Sept. 4, 1926 ... Traded to Detroit with Archie Briden for Frank Fredrickson and Harry Meeking, Jan. 7, 1927

1926-27 17 4 7 11 20 - - - - -  
**KEENAN, Don** ... Goal ... 6'0" ... 170 ... Aug. 8, 1938 in Toronto ONT ... Loaned from Toronto to replace injured Harry Lumley, Mar. 7, 1959

1958-59 1 - 0 0 0 - - - - -  
**KEKALAINEN, Jarmo** ... Left Wing ... 6'0" ... 190 ... July 3, 1966 in Tampere FIN ... (#29) ... Signed as a free agent, May 3, 1989

1989-90--1990-91 27 4 3 7 14 - - - - -  
**KELLEHER, Chris** ... Defense ... 6'1" ... 210 ... Mar. 23, 1975 in Cambridge MA ... (#48) ... Signed as a free agent, July 23, 2001

2001-02 1 0 0 0 0 - - - - -  
**KELLY, Chris** ... Center ... 6'0" ... 198 ... Nov. 11, 1980 in Toronto ONT ... (#23) ... Acquired from Ottawa for 2011 second round draft pick (Shane Prince), Feb. 15, 2011

2010-11--2015-16 288 43 58 101 143 54 8 11 19 29  
**KEMPPAINEN, Joonas** ... Center ... 6'3" ... 223 ... Apr. 7, 1988 in Kajaani FIN ... (#41) ... Signed as a free agent, May 21, 2015

2015-16 44 2 3 5 4 - - - - -  
**KENNEDY, Forbes** ... Center ... 5'8" ... 150 ... Aug. 18, 1935 in Dorchester NB ... (#14) ... Acquired from Detroit for Andre Pronovost, Dec. 3, 1962 ... Claimed by Philadelphia in NHL Expansion Draft, June 6, 1967

1962-63--1965-66 221 30 45 75 237 - - - - -  
**KENNEDY, Sheldon** ... Right Wing ... 5'10" ... 180 ... June 15, 1969 in Elkhorn MAN ... (#33) ... Signed as a free agent, July 17, 1996

1996-97 56 8 10 18 30 - - - - -  
**KESSEL, Phil** ... Center ... 6'0" ... 192 ... Oct. 2, 1987 in Madison WI ... (#81) ... First pick, fifth overall, in the 2006 NHL Entry Draft ... Traded to Toronto for 2010 first (Tyler Seguin) and second (Jared Knight) and 2011 first (Dougie Hamilton) round draft picks, Sept. 18, 2009

2006-07--2008-09 222 66 60 126 56 15 9 6 15 6  
**KHOKHLACHEV, Alexander** ... Center ... 5'11" ... 184 ... Sept. 9, 1993 in Moscow RUS ... (#76) ... Second pick, 40th overall, in the 2011 NHL Entry Draft

2013-14--2015-16 9 0 0 0 2 - - - - -  
**KHRISTICH, Dmitri** ... Left Wing ... 6'2" ... 195 ... July 23, 1969 in Kiev UKR ... (#12) ... Acquired from Los Angeles with Byron Dafee for Jozef Stumpel, Sandy Moger and 1998 fourth round draft pick (Pierre Dagenais), Aug. 29, 1997 ... Team exercised 'walk-away' option on arbitration award, Aug. 17, 1999

1997-98--1998-99 161 58 79 137 90 18 5 6 11 8

**KHUODOBIN, Anton** ... Goal ... 5'11" ... 203 ... May 7, 1986 in Ust-Kamenogorsk KAZ ... (#35) ... Acquired from Minnesota for Jeff Penner and Mikko Lehtonen, Feb. 28, 2011 ... Signed as a free agent, July 1, 2016

2011-12--2012-13; 31 - 1 1 6 - - - - -  
**KIMBLE, Darin** ... Right Wing ... 6'2" ... 210 ... Nov. 22, 1968 in Lucky Lake SASK ... (#29) ... Acquired from Tampa Bay with future considerations for Ken D. Hodge and Matt Hervey, Sept. 4, 1992

1992-93 55 7 3 10 177 4 0 0 0 2  
**KLEIN, Jim Lloyd** ... Left Wing ... 6'0" ... 185 ... Jan. 13, 1910 in Saskatoon SASK ... (#7) ... Traded to NY Americans for Tommy Filmore, Feb. 12, 1933

1928-29; 1931-32 13 2 0 2 5 - - - - -  
**KLUKAY, Joe** ... Left Wing ... 6'0" ... 182 ... Nov. 6, 1922 in Sault Ste. Marie ONT ... (#22) ... Acquired from Toronto for cash, Sept. 16, 1952 ... Traded to Toronto for Leo Boivin, Nov. 9, 1954

1952-53--1954-55 150 33 33 66 51 15 1 2 3 9  
**KLUZAK, Gord** ... Defense ... 6'4" ... 220 ... Mar. 4, 1964 in Climax SASK ... (#6) ... First pick, first overall, in the 1982 NHL Entry Draft ... Retired due to injury, Nov. 12, 1990

1982-83--1990-91 299 25 98 123 543 46 6 13 19 129  
**KNIBBS, Bill** ... Center ... 6'1" ... 180 ... Jan. 24, 1942 in Toronto ONT ... (#22) ... Claimed off waivers by NY Rangers, June 8, 1965

1964-65 53 7 10 17 4 - - - - -  
**KNIPSCHER, Fred** ... Center ... 5'11" ... 185 ... Sept. 3, 1969 in Fort Wayne IN ... (#43; #48) ... Signed as a free agent, Apr. 30, 1993 ... Traded to St. Louis for Rick Zombo, Oct. 2, 1995

1993-94--1994-95 27 6 3 9 16 16 2 1 3 6  
**KNUBLE, Mike** ... Right Wing ... 6'3" ... 224 ... July 4, 1972 in Toronto ONT ... (#26) ... Acquired from NY Rangers for Rob DiMaio, Mar. 10, 2000

1999-00--2003-04 307 69 76 145 164 14 2 2 4 2  
**KOBASEW, Chuck** ... Right Wing ... 6'0" ... 193 ... Apr. 17, 1982 in Vancouver BC ... (#12) ... Acquired from Calgary with Andrew Ference for Brad Stuart, Wayne Primeau and Washington's 2008 fourth round draft pick (T.J. Brodie), Feb. 10, 2007 ... Traded to Minnesota for Craig Weller, Alexander Fallstrom and 2011 second round draft pick (Alexander Khokhlachev), Oct. 18, 2009

2006-07--2009-10 158 44 40 84 112 11 3 3 6 14  
**KOLARIK, Pavel** ... Defense ... 6'1" ... 207 ... Oct. 24, 1972 in Vyskov CZE REP ... (#72) ... Eleventh pick (ninth round), 268th overall, in the 2000 NHL Entry Draft

2000-01--2001-02 23 0 0 0 10 - - - - -  
**KOPAK, Russ** ... Center ... 5'10" ... 158 ... Apr. 26, 1924 in Edmonton ALTA ... (#19) ... 1943-44 24 7 9 16 0 - - - - -

**KOSTYNSKI, Doug** ... Center ... 6'1" ... 170 ... Feb. 23, 1963 in Castlegar BC ... (#25; #34) ... Ninth pick, 186th overall, in the 1982 NHL Entry Draft

1943-44 24 7 9 16 0 - - - - -  
**KOVLENKO, Andrei** ... Right Wing ... 5'10" ... 215 ... June 7, 1970 in Balakovo RUS ... (#51) ... Signed as a free agent, July 25, 2000

2000-01 76 16 21 37 27 - - - - -  
**KRAFTCHECK, Steve** ... Defense ... 5'11" ... 190 ... Mar. 3, 1929 in Tinturn ONT ... (#18; #24) ... Acquired from Cleveland/AHL for cash, Apr. 17, 1950 ... Traded to Detroit for loan of Max Quackenbush, Dec. 5, 1950

1950-51 22 0 0 0 8 6 0 0 0 7  
**KRAKE, Phil "Skip"** ... Center ... 5'11" ... 170 ... Oct. 14, 1943 in North Battleford SASK ... (#21) ... Traded to Los Angeles for 1970 first round draft pick (Reggie Leach), May 20, 1968

1963-64; 1965-66--1967-68 87 11 9 20 17 4 0 0 0 2  
**KREJCI, David** ... Center ... 5'11" ... 188 ... Apr. 28, 1986 in Sternberk CZE REP ... (#46) ... First pick (second round), 63rd overall, in the 2004 NHL Entry Draft

2006-07--2016-17 705 157 369 526 266 96 29 48 77  
**KRUG, Torey** ... Defense ... 5'9" ... 180 ... Apr. 12, 1991 in Livonia MI ... (#47) ... Signed as a free agent, Mar. 25, 2012

2011-12--2016-17 322 38 138 176 118 27 6 10 16 6  
**KRUSHELNYSKY, Mike** ... Left Wing/Center ... 6'2" ... 200 ... Apr. 27, 1960 in Montreal QBC ... (#33; #25) ... Seventh pick (sixth round), 120th overall, in the 1979 NHL Entry Draft ... Traded to Edmonton for Ken Linseman, June 21, 1984

1981-82--1983-84 162 51 65 116 100 20 8 6 14 14  
**KRYZANOWSKI, Ed** ... Defense ... 5'11" ... 175 ... Nov. 14, 1925 in Fort Francis ONT ... (#22) ... Signed as a free agent, Oct. 8, 1948 ... Traded to Chicago for cash, Aug. 14, 1952

2006-07--2016-17 705 157 369 526 266 96 29 48 77  
**KRYZANOWSKI, Ed** ... Defense ... 5'11" ... 175 ... Nov. 14, 1925 in Fort Francis ONT ... (#22) ... Signed as a free agent, Oct. 8, 1948 ... Traded to Chicago for cash, Aug. 14, 1952

2000-01--2002-03 102 2 11 13 59 - - - - -  
**KURALY, Sean** ... Center ... 6'2" ... 212 ... Jan. 20, 1993 in Lewiston NY ... (#52) ... Acquired from San Jose with 2016 first round draft pick (Trent Frederic) for Martin Jones, June 30, 2015

2016-17 8 0 1 1 2 4 2 0 2 4  
**KURTENBACH, Orland** ... Center ... 6'2" ... 180 ... Sept. 7, 1936 in Cudworth SASK ... (#7; #14) ... Claimed from NY Rangers in Intra-League Draft, June 13, 1961 ... Traded to San Francisco/WHL with Ed Panagabko and future considerations (Gerry Ouellette, July 7, 1963) for Larry McNabb and cash, July 26, 1962 ... Acquired from San Francisco/WHL for cash, Oct., 1963 ... Traded to Toronto with Pat Stapleton and Andy Heberton for Ron Stewart, June 8, 1965

1961-62; 1963-64--1964-65 142 18 45 63 183 - - - - -  
**KUTLAK, Zdenek** ... Defense ... 6'3" ... 207 ... Feb. 13, 1980 in Budejovice CZE REP ... (#39) ... Tenth pick (eighth round), 237th overall, in the 2000 NHL Entry Draft

2000-01; 2003-04 16 1 2 3 4 - - - - -  
**KVARTALNOV, Dmitri** ... Left Wing ... 5'11" ... 180 ... Mar. 25, 1966 in Voskresensk USSR ... (#10) ... First pick, 16th overall, in the 1992 NHL Entry Draft

1992-93--1993-94 112 42 49 91 26 4 0 0 0 0  
**KYLE, Gus** ... Defense ... 6'1" ... 202 ... Sept. 11, 1923 in Dysart SASK ... (#6) ... Acquired from NY Rangers with Pentti Lund and cash for Paul Ronty, Sept. 20, 1951

1951-52 69 1 12 13 127 2 0 0 0 4



# ALL-TIME ROSTER

- L -



<b>LAAKSONEN, Antti</b> ... Left Wing ... 6'0" ... 180 ... Oct. 3, 1973 in Tammela FIN ... (#57) ... Tenth pick (eighth round), 191st overall, in the 1997 NHL Entry Draft												
1998-99--1999-00	38	7	5	12	4	-	-	-	-	-	-	-
<b>LABINE, Leo</b> ... Right Wing ... 5'10" ... 170 ... July 22, 1931 in Haileybury ONT ... (#16) ... Traded to Detroit with Vic Stasiuk for Gary Aldcorn, Murray Oliver and Tom P. McCarthy, Jan. 23, 1961												
1951-52--1960-61	571	123	180	303	668	49	8	10	18	78	-	-
<b>LABRIE, Guy</b> ... Defense ... 6'0" ... 185 ... Aug. 11, 1920 in St. Charles Bellechase QBC ... Traded to NY Rangers for cash, Nov. 27, 1944												
1943-44	15	2	7	9	2	-	-	-	-	-	-	-
<b>LACHER, Blaine</b> ... Goal ... 6'1" ... 205 ... Sept. 5, 1970 in Medicine Hat ALTA ... (#31) ... Signed as a free agent, May 19, 1994												
1994-95--1995-96	47	-	1	1	8	5	-	0	0	0	0	0
<b>LaCOUTURE, Dan</b> ... Left Wing ... 6'2" ... 210 ... Apr. 18, 1977 in Hyannis MA ... (#28) ... Signed as a free agent, Nov. 22, 2005												
2005-06	55	2	2	4	53	-	-	-	-	-	-	-
<b>LACROIX, Daniel</b> ... Left Wing ... 6'2" ... 205 ... Mar. 11, 1969 in Montreal QBC ... (#40) ... Acquired from NY Rangers for Glen Featherstone, Aug. 19, 1994 ... Claimed off waivers by NY Rangers, Mar. 23, 1995												
1994-95	23	1	0	1	38	-	-	-	-	-	-	-
<b>LALONDE, Bobby</b> ... Center ... 5'5" ... 155 ... Mar. 27, 1951 in Montreal QBC ... (#19) ... Acquired from Atlanta for future considerations, Oct. 23, 1979												
1979-80--1980-81	133	14	37	51	59	7	2	2	4	4	-	-
<b>LAMB, Joe</b> ... Right Wing ... 5'10" ... 170 ... June 18, 1906 in Sussex NB ... (#10) ... Acquired from Ottawa with cash for Cooney Weiland, July 25, 1932 ... Traded to Montreal for Johnny Gagnon, Oct. 2, 1934 ... Acquired from Montreal for cash, Dec. 4, 1934 ... Traded to St. Louis for Max Kaminsky and Des Roche, Dec. 4, 1934												
1932-33--1933-34	90	21	23	44	115	5	0	1	1	6	-	-
<b>LANE, Myles</b> ... Defense ... 6'0" ... 180 ... Oct. 2, 1905 in Melrose MA ... (#4; #15) ... Acquired from NY Rangers for cash, Jan. 21, 1929												
1928-29--1929-30;	-	-	-	-	-	-	-	-	-	-	-	-
1933-34	47	3	1	4	19	11	0	0	0	0	0	0
<b>LANG, Robert</b> ... Center ... 6'2" ... 200 ... Dec. 19, 1970 in Teplice CZE ... (#45) ... Claimed from Pittsburgh in Waiver Draft, Sept. 28, 1997 ... Claimed off waivers by Pittsburgh, Oct. 25, 1997												
1997-98	3	0	0	0	2	-	-	-	-	-	-	-
<b>LANGDON, Steve</b> ... Left Wing ... 5'11" ... 175 ... Dec. 23, 1953 in Toronto ONT ... (#16; #23; #27; #28; #32) ... Fifth pick (fourth round), 63rd overall, in the 1973 NHL Amateur Draft 1974-75--1975-76;												
1977-78	7	0	1	1	2	4	0	0	0	0	0	0
<b>LANGFELD, Josh</b> ... Left Wing ... 6'3" ... 215 ... July 17, 1977 in Fridley MN ... (#23) ... Claimed off waivers from San Jose, Jan. 31, 2006												
2005-06	18	0	1	1	10	-	-	-	-	-	-	-
<b>LANGLOIS, Al</b> ... Defense ... 6'0" ... 205 ... Nov. 6, 1934 in Magog QBC ... (#4) ... Acquired from Detroit with Ron Harris, Parker MacDonald and Bob Dillabough for Ab McDonald, Bob McCord and Ken Stephanson, May 31, 1965												
1965-66	65	4	10	14	54	-	-	-	-	-	-	-
<b>LAPOINTE, Guy</b> ... Defense ... 6'0" ... 205 ... Mar. 18, 1948 in Montreal QBC ... (#5; #27) ... Signed as a free agent, Aug. 15, 1983												
1983-84	45	2	16	18	34	-	-	-	-	-	-	-
<b>LAPOINTE, Martin</b> ... Left Wing ... 5'11" ... 216 ... Sept. 12, 1973 in Ville Ste. Pierre QBC ... (#20) ... Signed as a free agent, July 2, 2001												
2001-02--2003-04	205	40	43	83	255	18	2	2	4	40	-	-
<b>LARMAN, Drew</b> ... Center ... 6'3" ... 195 ... May 15, 1985 in Buffalo NY ... (#43) ... Signed as a free agent, July 13, 2009												
2009-10	4	0	0	0	0	-	-	-	-	-	-	-
<b>LAROSE, Charles "Bonner"</b> ... Left Wing ... 5'8" ... 170 ... Feb. 14, 1901 in Ottawa ONT ... (#6; #13) ... Signed as a free agent, Feb. 19, 1926 ... Traded to New Haven/Can-Am for Reg McLlwain, Jan. 31, 1927												
1925-26	6	0	0	0	0	-	-	-	-	-	-	-
<b>LAROSE, Guy</b> ... Center ... 5'9" ... 180 ... Aug. 31, 1967 in Hull QBC ... (#41) ... Signed as a free agent, July 6, 1994												
1994-95	-	-	-	-	-	4	0	0	0	0	0	0
<b>LARSON, Reed</b> ... Defense ... 6'0" ... 195 ... July 30, 1956 in Minneapolis MN ... (#28) ... Acquired from Detroit for Mike O'Connell, Mar. 10, 1986												
1985-86--1987-88	141	25	52	77	196	15	1	3	4	14	-	-
<b>LASHOFF, Matt</b> ... Defense ... 6'2" ... 205 ... Sept. 29, 1986 in East Greenbush NY ... (#49) ... First pick, 22nd overall, in the 2005 NHL Entry Draft ... Traded to Tampa Bay with Martins Karsums for Mark Recchi and 2010 second round draft pick (Alexander Petrovic), Mar. 4, 2009												
2006-07--2008-09	46	1	7	8	22	-	-	-	-	-	-	-
<b>LAUDER, Martin</b> ... Defense/Center ... 5'6" ... 165 ... Jan. 26, 1907 in Durham ONT ... Signed as a free agent, Oct. 2, 1927												
1927-28	3	0	0	0	2	-	-	-	-	-	-	-
<b>LAVOIE, Dominic</b> ... Defense ... 6'2" ... 205 ... Nov. 21, 1967 in Montreal QBC ... (#37) ... Claimed off waivers from Ottawa, Nov. 20, 1992												
1992-93	2	0	0	0	2	-	-	-	-	-	-	-
<b>LAWTON, Brian</b> ... Left Wing ... 6'0" ... 180 ... June 29, 1965 in New Brunswick NJ ... (#29) ... Signed as a free agent, Feb. 7, 1990												
1989-90	8	0	0	0	14	-	-	-	-	-	-	-
<b>LAYCOE, Hal</b> ... Defense ... 6'2" ... 185 ... June 23, 1922 in Sutherland SASK ... (#10) ... Acquired from Montreal for Ross Lowe, Feb. 14, 1951												
1950-51--1955-56	323	20	52	72	180	31	2	4	6	26	-	-

<b>LAZARO, Jeff</b> ... Left Wing ... 5'10" ... 180 ... Mar. 21, 1968 in Waltham MA ... (#14) ... Signed as a free agent, Sept. 26, 1990 ... Claimed by Ottawa in NHL Expansion Draft, June 18, 1992												
1990-91--1991-92	76	8	19	27	98	28	3	3	6	32	-	-
<b>LEACH, Jay</b> ... Defense ... 6'4" ... 220 ... Sept. 2, 1979 in Syracuse NY ... (#48) ... Signed as a free agent, Sept. 26, 2003												
2005-06	2	0	0	0	7	-	-	-	-	-	-	-
<b>LEACH, Larry</b> ... Center ... 6'2" ... 175 ... June 18, 1936 in Lloydminster SASK ... (#24) ... Traded to Portland/WHL for cash, May, 1964												
1958-59--1959-60;	-	-	-	-	-	-	-	-	-	-	-	-
1961-62	126	13	29	42	91	7	1	1	2	8	-	-
<b>LEACH, Reg</b> ... Right Wing ... 6'0" ... 180 ... Apr. 23, 1950 in Riverton MAN ... (#27) ... First pick, third overall, in the 1970 NHL Amateur Draft ... Traded to California with Rick Smith and Bob Stewart for Carol Vadnais and Don O'Donoghue, Feb. 23, 1972												
1970-71--1971-72	79	9	17	26	12	3	0	0	0	0	-	-
<b>LEACH, Steve</b> ... Right Wing ... 5'11" ... 197 ... Jan. 16, 1966 in Cambridge MA ... (#27) ... Acquired from Washington for Randy Burridge, June 21, 1991 ... Traded to St. Louis for Kevin Sawyer and Steve Staios, Mar. 8, 1996												
1991-92--1995-96	293	76	83	159	501	24	5	2	7	14	-	-
<b>LEAHY, Pat</b> ... Right Wing ... 6'3" ... 200 ... June 9, 1979 in Boston MA ... (#55; #83) ... Signed as a free agent, July 28, 2003												
2003-04--2005-06	49	4	4	8	19	-	-	-	-	-	-	-
<b>LEDUC, Richie</b> ... Center ... 5'11" ... 170 ... Aug. 24, 1951 in Ile Perrot QBC ... (#18) ... Acquired from California with Chris Oddleifson for Ivan Boldirev, Nov. 17, 1971 ... Signed with WHA in 1974 off-season												
1972-73--1973-74	33	4	4	8	14	5	0	0	0	9	-	-
<b>LEDYARD, Grant</b> ... Defense ... 6'2" ... 195 ... Nov. 19, 1961 in Winnipeg MAN ... (#36) ... Acquired from Vancouver for 1998 eighth round draft pick (Curtis Valentine), Mar. 3, 1998												
1997-98--1998-99	69	6	15	21	39	8	0	0	0	4	-	-
<b>LEETCH, Brian</b> ... Defense ... 6'0" ... 185 ... Mar. 3, 1968 in Corpus Christi TX ... (#22) ... Signed as a free agent, Aug. 3, 2005												
2005-06	61	5	27	32	36	-	-	-	-	-	-	-
<b>LEFEBVRE, Guillaume</b> ... Left Wing ... 6'1" ... 195 ... May 7, 1991 in Amos QBC ... (#92) ... Signed as a free agent, Sept. 26, 2009												
2009-10	1	0	0	0	0	-	-	-	-	-	-	-
<b>LEHMANN, Tommy</b> ... Center ... 6'1" ... 185 ... Feb. 3, 1964 in Stockholm SWE ... (#20) ... Eleventh pick, 228th overall, in the 1982 NHL Entry Draft ... Traded to Edmonton for 1989 third round draft pick (Wes Walz), June 17, 1989												
1987-88--1988-89	35	5	5	10	16	-	-	-	-	-	-	-
<b>LEHTONEN, Mikko</b> ... Right Wing ... 6'5" ... 203 ... Apr. 1, 1987 in Espoo FIN ... (#68) ... Third pick, 83rd overall, in the 2005 NHL Entry Draft ... Traded to Minnesota with Jeff Penner for Anton Khudobin, Feb. 28, 2011												
2008-09--2009-10	2	0	0	0	0	-	-	-	-	-	-	-
<b>LEITER, Bob</b> ... Center ... 5'9" ... 175 ... Mar. 22, 1941 in Winnipeg MAN ... (#24; #21) ... Traded to Pittsburgh for cash, May, 1971												
1962-63--1965-66;	-	-	-	-	-	-	-	-	-	-	-	-
1968-69	135	20	28	48	85	-	-	-	-	-	-	-
<b>LEMAY, Moe</b> ... Left Wing ... 5'11" ... 185 ... Feb. 18, 1962 in Saskatoon SASK ... (#36; #37) ... Acquired from Edmonton for Alan May, Mar. 8, 1988 ... Traded to Winnipeg for Ray Neufeld, Dec. 30, 1988												
1987-88--1988-89	14	0	0	0	23	15	4	2	6	32	-	-
<b>LEMELIN, Reggie</b> ... Goal ... 5'11" ... 170 ... Nov. 19, 1954 in Quebec City QBC ... (#1) ... Signed as a free agent, Aug. 13, 1987 ... Retired as a player, Jan. 11, 1993												
1987-88--1992-93	183	-	2	2	56	28	-	1	1	4	-	-
<b>LESUK, Bill</b> ... Left Wing ... 5'9" ... 187 ... Nov. 1, 1946 in Moose Jaw SASK ... (#22) ... Acquired from Detroit with Gary Doak, Ron Murphy and future considerations (Steve Atkinson, June 6, 1966) for Leo Boivin and Dean Prentice, Feb. 16, 1966 ... Claimed by Philadelphia in Intra-League Draft, June 9, 1970												
1968-69--1969-70	8	0	1	1	0	3	0	0	0	0	-	-
<b>LESWICK, Pete</b> ... Center/Right Wing ... 5'7" ... 163 ... July 12, 1918 in Saskatoon SASK ... Signed as a free agent, Oct. 12, 1944 ... Traded to Detroit for Bill Jennings, Oct. 30, 1944												
1944-45	2	0	0	0	0	-	-	-	-	-	-	-
<b>LEVEILLE, Normand</b> ... Left Wing ... 5'10" ... 175 ... Jan. 10, 1963 in Montreal QBC ... (#19) ... First pick, 14th overall, in the 1981 NHL Entry Draft ... Suffered career-ending cerebral hemorrhage, Oct. 23, 1982												
1981-82--1982-83	75	17	25	42	49	-	-	-	-	-	-	-
<b>LINDBLAD, Matt</b> ... Left Wing ... 5'11" ... 193 ... Mar. 23, 1990 in Evanston IL ... (#52) ... Signed as a free agent, Apr. 5, 2013												
2013-14--2014-15	4	0	0	0	0	-	-	-	-	-	-	-
<b>LILES, John-Michael</b> ... Defense ... 5'10" ... 185 ... Nov. 25, 1980 in Indianapolis IN ... (#26) ... Acquired from Carolina for Anthony Camara and 2016 third (Jack Lafontaine) and 2017 fifth (Jonathan Dugan) round draft picks, Feb. 29, 2016												
2015-16--2016-17	53	0	11	11	6	6	0	2	2	0	-	-
<b>LINSEMAN, Ken</b> ... Center ... 5'11" ... 180 ... Aug. 11, 1958 in Kingston ONT ... (#13) ... Acquired from Edmonton for Mike Krushelnyski, June 21, 1984 ... Traded to Philadelphia for Dave Poulin, Jan. 16, 1990												
1984-85--1989-90	389	125	247	372	746	35	16	22	38	103	-	-
<b>LOCKHART, Howard</b> ... Goal ... 5'8" ... 180 ... 1895 in North Bay ONT ... (#1) ... Acquired from Toronto for cash, Dec. 24, 1924												
1924-25	2	-	0	0	0	-	-	-	-	-	-	-
<b>LONSBERY, Ross</b> ... Left Wing ... 5'11" ... 195 ... Feb. 7, 1947 in Humboldt SASK ... (#29) ... Traded to Los Angeles with Eddie Shack for Ken Turlik and 1971 (Ron Jones) and 1973 (Andre Savard) first round draft picks, May 14, 1969												
1966-67--1968-69	33	2	3	5	16	-	-	-	-	-	-	-
<b>LORENTZ, Jim</b> ... Center/Right Wing ... 6'0" ... 190 ... May 1, 1947 in Waterloo ONT ... (#22) ... Traded to St. Louis for 1970 first round draft pick (Ron Plumb), May 26, 1970												
1968-69--1969-70	79	8	19	27	36	11	1	0	1	4	-	-
<b>LOWE, Ross</b> ... Defense/Left Wing ... 6'2" ... 180 ... Sept. 21, 1928 in Oshawa ONT ... Traded to Montreal for Hal Laycoe, Feb. 14, 1951												
1949-50--1950-51	46	5	3	8	40	-	-	-	-	-	-	-

# ALL-TIME ROSTER

**LUCIC, Milan** ... Left Wing ... 6'3" ... 228 ... June 7, 1988 in Vancouver BC ... (#62; #17) ... Third pick (second round), 50th overall, in the 2006 NHL Entry Draft ... Traded to Los Angeles for 2015 first round draft pick (Jakub Zboril), Colin Miller and Martin Jones, June 26, 2015  
2007-08--2014-15 566 139 203 342 772 96 26 35 61 155

**LUKOWICH, Morris** ... Left Wing ... 5'9" ... 170 ... June 1, 1956 in Speers SASK ... (#12) ... Acquired from Winnipeg for Jim Nill, Feb. 4, 1985 ... Claimed off waivers by Los Angeles, Nov. 15, 1985  
1984-85--1985-86 36 6 12 18 31 1 0 0 0 0 0

**LUMLEY, Harry** ... Goal ... 6'0" ... 195 ... Nov. 11, 1926 in Owen Sound ONT ... (#1) ... Acquired from Chicago for cash, Jan., 1958  
1957-58--1959-60 78 - 0 0 14 8 - 0 0 0 0

**LUND, Pentti** ... Right Wing ... 6'0" ... 185 ... Dec. 6, 1925 in Helsinki FIN ... (#19) ... Traded to NY Rangers with Ray Manson as future considerations portion of Feb. 6, 1948 Grant Warwick trade, June, 1948 ... Acquired from NY Rangers with Gus Kyle and cash for Paul Ronty, Sept. 20, 1951 ... Traded to Victoria/WHL with Sam Bettio for cash, July 1, 1953  
1946-47--1947-48; 1951-52--1952-53 77 8 14 22 2 7 1 0 1 0 0

**LYNN, Vic** ... Left Wing/Defense ... 5'10" ... 175 ... Jan. 26, 1925 in Saskatoon SASK ... (#6) ... Acquired from Toronto with Bill Ezinicki for Ferny Flaman, Leo Boivin, Ken Smith and Phil Maloney, Nov. 16, 1950 ... Traded to Cleveland/AHL with Ken Davies for Joe Lund and Jean-Paul Gladu, Dec. 10, 1951  
1950-51--1951-52 68 16 8 24 73 5 0 0 0 2

**LYONS, Ron** ... Left Wing ... 5'11" ... 170 ... Feb. 15, 1909 in Portage la Prairie MAN ... (#16) ... Acquired from Portland/PCHL for cash, Apr. 17, 1930 ... Traded to Philadelphia with Bill Hutton for Hal Darragh, Dec. 8, 1930 ... Acquired from Philadelphia for cash, Feb., 1931  
1930-31 14 0 0 0 19 5 0 0 0 0 0

- M -



**MacDERMID, Lane** ... Left Wing ... 6'3" ... 205 ... Aug. 25, 1989 in Hartford CT ... (#64) ... Third pick (fourth round), 112th overall, in the 2009 NHL Entry Draft ... Traded to Dallas with Cody Payne and 2013 first round draft pick (Jason Dickinson) for Jaromir Jagr, Apr. 3, 2013  
2011-12--2012-13 8 0 0 0 15 - - - - -

**MacDONALD, Craig** ... Center ... 6'2" ... 200 ... Apr. 7, 1977 in Antigonish NS ... (#33) ... Claimed off waivers from Florida, Jan. 20, 2004  
2003-04 18 0 3 3 8 1 0 0 0 0 0

**MacDONALD, Joey** ... Goal ... 5'10" ... 196 ... Feb. 7, 1980 in Pictou NS ... (#31) ... Claimed off waivers from Detroit, Feb. 24, 2007  
2006-07 7 - 0 0 0 - - - - -

**MacDONALD, Parker** ... Center ... 5'11" ... 160 ... June 14, 1933 in Sydney NS ... (#21) ... Acquired from Detroit with Al Langlois, Ron Harris and Bob Dillabough for Ab McDonald, Bob McCord and Ken Stephanson, May 31, 1965 ... Traded to Detroit for Pit Martin, Dec. 30, 1965  
1965-66 29 6 4 10 6 - - - - -

**MACKAY, Mickey** ... Center ... 5'9" ... 162 ... May 25, 1894 in Chelsey ONT ... (#5; #12) ... Acquired from Pittsburgh with cash for Frank Fredrickson, Dec. 21, 1928  
1928-29--1929-30 67 12 7 19 31 9 0 0 0 6

**MACKELL, Fleming** ... Center ... 5'7" ... 156 ... Apr. 30, 1929 in Montreal QBC ... (#8) ... Acquired from Toronto for Jim Morrison, Jan. 9, 1952  
1951-52--1959-60 513 127 185 312 474 53 17 33 50 51

**MacTAVISH, Craig** ... Center ... 6'1" ... 195 ... Aug. 15, 1958 in London ONT ... (#32; #27; #14) ... Seventh pick (ninth round), 153rd overall, in the 1978 NHL Amateur Draft  
1979-80--1983-84 217 44 66 110 74 28 5 4 9 25

**MAKELA, Mikko** ... Left Wing ... 6'1" ... 194 ... Feb. 28, 1965 in Tampere FIN ... (#42) ... Signed as a free agent, May 25, 1994  
1994-95 11 1 2 3 0 - - - - -

**MALKOC, Dean** ... Defense ... 6'3" ... 215 ... Jan. 26, 1970 in Vancouver BC ... (#29; #44) ... Claimed from Vancouver in Waiver Draft, Sept. 30, 1996  
1996-97--1997-98 73 1 0 1 156 - - - - -

**MALLETT, Troy** ... Left Wing ... 6'2" ... 210 ... Feb. 25, 1970 in Sudbury ONT ... (#29) ... Signed as a free agent, July 17, 1996  
1996-97 68 6 8 14 155 - - - - -

**MALONEY, Phil** ... Center ... 5'8" ... 165 ... Oct. 6, 1927 in Ottawa ONT ... Signed as a free agent, Oct. 5, 1948 ... Traded to Toronto with Ferny Flaman, Ken Smith and Leo Boivin for Bill Ezinicki and Vic Lynn, Nov. 16, 1950  
1949-50--1950-51 83 17 31 48 8 - - - - -

**MALUTA, Ray** ... Defense ... 5'8" ... 173 ... July 24, 1954 in Flin Flon MAN ... (#23; #27; #28) ... Eighth pick (seventh round), 126th overall, in the 1974 NHL Amateur Draft  
1975-76--1976-77 25 2 3 5 6 2 0 0 0 0

**MANLOW, Eric** ... Center ... 6'0" ... 190 ... Apr. 7, 1975 in Belleville ONT ... (#57) ... Signed as a free agent, July 11, 2000  
2000-01--2001-02 11 0 1 1 2 - - - - -

**MANN, Cameron** ... Right Wing ... 6'0" ... 194 ... Apr. 20, 1977 in Thompson MAN ... (#10) ... Fifth pick (fourth round), 99th overall, in the 1995 NHL Entry Draft ... Traded to Dallas for Ric Jackman, June 23, 2001  
1997-98--2000-01 89 14 10 24 40 1 0 0 0 0

**MANSON, Ray** ... Left Wing ... 5'11" ... 180 ... Dec. 3, 1926 in St. Boniface MAN ... Traded to NY Rangers with Pentti Lund as future considerations portion of Feb. 6, 1948 Grant Warwick trade, June, 1948  
1947-48 1 0 0 0 0 - - - - -

**MANTHA, Sylvio** ... Defense ... 5'10" ... 178 ... Apr. 14, 1902 in Montreal QBC ... Signed as a free agent, Feb. 11, 1937  
1936-37 4 0 0 0 2 - - - - -

**MARA, Paul** ... Defense ... 6'4" ... 219 ... Sept. 7, 1979 in Ridgewood NJ ... (#23) ... Acquired from Phoenix with conditional 2008 draft pick for Nick Boynton and 2007 fourth round draft pick (Matt Frattin), June 26, 2006 ... Traded to NY Rangers for Aaron Ward, Feb. 27, 2007  
2006-07 59 3 15 18 95 - - - - -

**MARCHAND, Brad** ... Center ... 5'9" ... 187 ... May 11, 1988 in Halifax NS ... (#63) ... Fourth pick (third round), 71st overall, in the 2006 NHL Entry Draft  
2009-10--2016-17 534 192 182 374 515 72 17 26 43 87

**MARCOTTE, Don** ... Left Wing ... 5'11" ... 183 ... Apr. 15, 1947 in Asbestos QBC ... (#21; #29)  
1965-66; 1968-69--1981-82 868 230 254 484 317 132 34 27 61 81

**MARIO, Frank** ... Center ... 5'8" ... 170 ... Feb. 25, 1921 in Esterhazy SASK ... (#9) ... Signed as a free agent, Oct. 21, 1941  
1941-42; 1944-45 53 9 19 28 24 - - - - -

**MARKWART, Nevin** ... Left Wing ... 5'10" ... 180 ... Dec. 9, 1964 in Toronto ONT ... (#17) ... First pick, 17th overall, in the 1983 NHL Entry Draft ... Claimed off waivers by Calgary, Feb. 14, 1992  
1983-84--1987-88; 1989-90--1991-92 299 39 67 106 769 19 1 0 1 33

**MAROI, Daniel** ... Right Wing ... 6'0" ... 190 ... Oct. 3, 1968 in Montreal QBC ... (#33) ... Acquired from NY Islanders for 1994 eighth round draft pick (Peter Hogardh), Mar. 18, 1993  
1993-94 22 7 3 10 18 11 0 1 1 16

**MAROTTE, Gilles** ... Defense ... 5'9" ... 205 ... June 7, 1945 in Montreal QBC ... (#10) ... Traded to Chicago with Jack Norris and Pit Martin for Phil Esposito, Ken Hodge and Fred Stanfield, May 15, 1967  
1965-66--1966-67 118 10 25 35 164 - - - - -

**MARQUESS, Mark** ... Right Wing ... 5'8" ... 160 ... Mar. 26, 1924 in Bassano ALTA ... (#19)  
1946-47 27 5 4 9 6 4 0 0 0 0

**MARTIN, Clare** ... Defense ... 5'11" ... 180 ... Feb. 25, 1922 in Waterloo ONT ... (#16; #19; #21) ... Traded to Detroit with Pete Baband, Lloyd Durham and Jimmy Peters for Bill Quackenbush and Pete Horeck, Aug. 16, 1949  
1941-42; 1946-47--1947-48 78 8 14 22 38 15 0 1 1 6

**MARTIN, Frank** ... Defense ... 6'2" ... 190 ... May 1, 1933 in Cayuga ONT ... (#21) ... Traded to Chicago for Murray Costello, Oct. 4, 1954  
1952-53--1953-54 82 3 19 22 44 10 0 2 2 2

**MARTIN, Hubert "Pit"** ... Center ... 5'9" ... 170 ... Dec. 9, 1943 in Noranda QBC ... Acquired from Detroit for Parker MacDonald, Dec. 30, 1965 ... Traded to Chicago with Jack Norris and Gilles Marotte for Phil Esposito, Ken Hodge and Fred Stanfield, May 15, 1967  
1965-66--1966-67 111 36 33 69 50 - - - - -

**MATHIEU, Marquis** ... Center ... 5'11" ... 190 ... May 31, 1973 in Hartford CT ... (#61) ... Signed as a free agent, Oct. 27, 1998  
1998-99--2000-01 16 0 2 2 14 - - - - -

**MATTE, Joe** ... Defense ... 5'11" ... 165 ... Mar. 6, 1893 in Bourget ONT ... (#8; #14) ... Signed as a free agent, Dec. 5, 1925 ... Claimed off waivers by Montreal, Jan. 15, 1926  
1925-26 3 0 0 0 0 - - - - -

**MAXNER, Wayne** ... Left Wing ... 5'11" ... 180 ... Sept. 27, 1942 in Halifax NS ... (#12; #27) ... Traded to Hershey/AHL for cash, June, 1968  
1964-65--1965-66 62 8 9 17 48 - - - - -

**MAY, Alan** ... Right Wing ... 6'1" ... 200 ... Jan. 14, 1965 in Swan Hills ALTA ... (#40) ... Signed as a free agent, Oct. 30, 1987 ... Traded to Edmonton for Moe Lemay, Mar. 8, 1988  
1987-88 3 0 0 0 15 - - - - -

**McATEE, Norm** ... Center ... 5'8" ... 165 ... June 28, 1921 in Stratford ONT ... (#18) ... Acquired from Chicago for Bill Jennings, Feb. 5, 1946  
1946-47 13 0 1 1 0 - - - - -

**McAVOY, Charlie** ... Defense ... 6'1" ... 208 ... Dec. 21, 1997 in Long Beach NY ... (#73) ... First pick, 14th overall, in the 2016 NHL Entry Draft  
2016-17 - - - - - 6 0 3 3 2

**McCARTHY, Sandy** ... Right Wing ... 6'3" ... 222 ... June 15, 1972 in Toronto ONT ... (#10) ... Signed as a free agent, Aug. 12, 2003 ... Claimed off waivers by NY Rangers, Mar. 9, 2004  
2003-04 37 3 1 4 28 - - - - -

**McCARTHY, Tom J.** ... Left Wing ... 6'2" ... 200 ... July 31, 1960 in Toronto ONT ... (#19) ... Acquired from Minnesota for 1986 third round (Rob Zettler) and 1987 second round (Scott McGrady) draft picks, May 16, 1986  
1986-87--1987-88 75 32 34 66 37 17 4 5 9 22

**McCARTHY, Tom P.** ... Left Wing ... 6'1" ... 191 ... Sept. 15, 1934 in Toronto ONT ... Acquired from Detroit with Murray Oliver and Gary Aldcorn for Vic Stasiuk and Leo Labine, Jan. 23, 1961 ... Traded to Toronto for cash, Aug., 1964  
1960-61 24 4 5 9 0 - - - - -

**McCLEARY, Trent** ... Right Wing ... 6'0" ... 180 ... Sept. 8, 1972 in Swift Current SASK ... (#25) ... Acquired from Ottawa with 1995 third round draft pick (Eric Naud) for Shawn McEachern, June 22, 1996  
1996-97 59 3 5 8 33 - - - - -

**McCORD, Bob** ... Defense ... 6'1" ... 202 ... Mar. 30, 1934 in Matheson ONT ... (#4) ... Acquired from Springfield/AHL for Bruce Gamble, Dale Rolfe, Terry Gray and Randy Miller, June, 1963 ... Traded to Detroit with Ab McDonald and Ken Stephanson for Al Langlois, Ron Harris, Parker MacDonald and Bob Dillabough, May 31, 1965  
1963-64--1964-65 108 1 15 16 75 - - - - -

**McCRIMMON, Brad** ... Defense ... 5'11" ... 197 ... Mar. 29, 1959 in Dodsland SASK ... (#29) ... Second pick (first round), 15th overall, in the 1979 NHL Entry Draft ... Traded to Philadelphia for Pete Peeters, June 9, 1982  
1979-80--1981-82 228 17 37 54 325 15 1 2 3 32

**McDONALD, Alvin "Ab"** ... Left Wing ... 6'3" ... 192 ... Feb. 18, 1936 in Winnipeg MAN ... (#21) ... Acquired from Chicago with Reggie Fleming for Doug Mohns, June 8, 1964 ... Traded to Detroit with Bob McCord and Ken Stephanson for Al Langlois, Ron Harris, Parker MacDonald and Bob Dillabough, May 31, 1965  
1964-65 60 9 9 18 6 - - - - -

**McEACHERN, Shawn** ... Left Wing ... 5'11" ... 200 ... Feb. 28, 1969 in Waltham MA ... (#14; #17) ... Acquired from Pittsburgh with Kevin Stevens for Bryan Smolinski, Glen Murray and 1996 third round draft pick (Boyd Kane), Aug. 2, 1995 ... Traded to Ottawa for Trent McCleary and 1996 third round draft pick (Eric Naud), June 22, 1996 ... Signed as a free agent, Aug. 2, 2005  
1995-96; 2005-06 110 26 35 61 56 5 2 1 3 8



# ALL-TIME ROSTER

**McGILL, Jack** ... Center ... 6'1" ... 180 ... Sept. 19, 1921 in Edmonton ALTA ... (#11; #16; #18; #19) ... Traded to Montreal for Gerry Brown and Hal Jackson, June 30, 1948  
1941-42; 1944-45; 1946-47 97 23 36 59 42 27 7 4 11 17  
**McGILLIS, Dan** ... Defense ... 6'2" ... 230 ... July 1, 1972 in Hawkesbury ONT ... (#6) ... Acquired from San Jose for 2003 second round draft pick (Ivan Baranka), Mar. 11, 2003  
2002-03--2003-04 90 5 24 29 75 12 3 0 3 4  
**McINENLY, Bert** ... Left Wing/Defense ... 5'9" ... 160 ... May 6, 1906 in Quebec City QBC ... (#4) ... Acquired from Ottawa for cash, Nov., 1933 ... Traded to Providence/AHL for cash, Oct. 7, 1936  
1933-34--1935-36 43 2 1 3 28 4 0 0 0 2  
**McINNIS, Marty** ... Right Wing ... 5'11" ... 184 ... June 2, 1970 in Hingham MA ... (#10) ... Acquired from Anaheim for 2002 third round draft pick (Brian Lee), Mar. 5, 2002  
2001-02--2002-03 96 11 13 24 46 11 1 1 2 2  
**McINTYRE, Jack** ... Defense ... 5'11" ... 170 ... Sept. 8, 1930 in Brussels ONT ... (#18) ... Signed as a free agent, Mar. 23, 1949 ... Traded to Chicago for cash, Jan. 21, 1954  
1949-50--1952-53 123 19 35 54 49 19 5 4 9 4  
**McINTYRE, Zane** ... Goal ... 6'2" ... 206 ... Aug. 20, 1992 in Grand Forks ND ... (#31) ... Sixth pick, 165th overall, in the 2010 NHL Entry Draft  
2016-17 8 - 0 0 0 - - - - -  
**McKECHNIE, Walt** ... Center ... 6'2" ... 195 ... June 19, 1947 in London ONT ... (#18) ... Acquired from NY Rangers for Derek Sanderson, June 12, 1974 ... Traded to Detroit with 1975 third round draft pick (Clarke Hamilton) for Hank Nowak and Earl Anderson, Feb. 18, 1975  
1974-75 53 3 3 6 8 - - - - -  
**McKENNEY, Don** ... Center ... 5'11" ... 160 ... Apr. 30, 1934 in Smith Falls ONT ... (#17) ... Traded to NY Rangers with Dick Meissner for Dean Prentice, Feb. 4, 1963  
1954-55--1962-63 592 195 267 462 189 34 13 20 33 8  
**McKENZIE, John "Pie"** ... Right Wing ... 5'9" ... 175 ... Dec. 12, 1937 in High River ALTA ... (#19) ... Acquired from NY Rangers for Reggie Fleming, Jan. 10, 1966 ... Signed with WHA in 1972 off-season  
1965-66--1971-72 453 169 227 396 700 50 15 30 45 119  
**McKIM, Andrew** ... Center ... 5'8" ... 175 ... July 6, 1970 in St. John NB ... (#45) ... Signed as a free agent, July 16, 1992  
1992-93--1993-94 36 1 4 5 4 - - - - -  
**McLAREN, Kyle** ... Defense ... 6'4" ... 225 ... June 18, 1977 in Humboldt SASK ... (#46; #18) ... First pick, ninth overall, in the 1995 NHL Entry Draft ... Traded to San Jose with 2004 fourth round draft pick (Torrey Mitchell) for Jeff Hackett and Jeff Jillion, Jan. 23, 2003  
1995-96--2001-02 417 34 90 124 370 27 1 3 4 48  
**McLELLAN, Scott** ... Right Wing ... 6'1" ... 175 ... Feb. 10, 1963 in Toronto ONT ... (#33) ... Third pick (fourth round), 77th overall, in the 1981 NHL Entry Draft  
1982-83 2 0 0 0 0 - - - - -  
**McMAHON, Mike** ... Defense ... 5'8" ... 215 ... Feb. 1, 1915 in Brockville ONT ... Loaned from Montreal as compensation for recall of Paul Bibeault, Jan. 8, 1946 ... Returned to Montreal, Jan. 17, 1946  
1945-46 2 0 0 0 2 - - - - -  
**McMANUS, Sammy** ... Left Wing ... 5'9" ... 160 ... Oct. 22, 1911 in Belfast IRE ... Acquired from Montreal with Roy Goldsworthy and cash for Babe Siebert and Roger Jenkins, Sept. 10, 1936  
1936-37 1 0 0 0 0 - - - - -  
**McNAB, Peter** ... Center ... 6'3" ... 210 ... May 8, 1952 in Vancouver BC ... (#8) ... Rights transferred from Buffalo as compensation for Sabres' signing of free agent Andre Savard, June 11, 1976 ... Traded to Vancouver for Jim Nill, Feb. 3, 1984  
1976-77--1983-84 595 263 324 587 111 79 38 36 74 16  
**McQUAID, Adam** ... Defense ... 6'5" ... 209 ... Oct. 12, 1986 in Charlottetown PEI ... (#54) ... Acquired from Columbus for 2007 fifth round draft pick (Jamie Benn), May 16, 2007  
2009-10--2016-17 424 12 50 62 590 56 2 7 9 30  
**McREAVY, Pat** ... Center ... 5'11" ... 165 ... Jan. 16, 1918 in Owen Sound ONT ... (#12; #16) ... Traded to Detroit for Dutch Hiller and cash, Nov. 24, 1941  
1938-39--1941-42 21 0 2 4 11 2 2 4 5  
**McSORLEY, Marty** ... Defense ... 6'1" ... 235 ... May 18, 1963 in Hamilton ONT ... (#29) ... Signed as a free agent, Dec. 7, 1999  
1999-00 27 2 3 5 62 - - - - -  
**MEEKING, Harry** ... Left Wing ... 5'7" ... 160 ... Nov. 4, 1894 in Kitchener ONT ... (#8) ... Acquired from Detroit with Frank Fredrickson for Duke Keats and Archie Briden, Jan. 7, 1927 ... Traded to Detroit for Fred Gordon, May 22, 1927  
1926-27 23 1 0 1 2 7 0 0 0 0  
**MEISSNER, Dick** ... Right Wing ... 5'11" ... 200 ... Jan. 6, 1940 in Kindersley SASK ... (#22) ... Traded to NY Rangers with Don McKenney for Dean Prentice, Feb. 4, 1963  
1959-60--1961-62 135 8 10 18 37 - - - - -  
**MELNYK, Larry** ... Defense ... 6'0" ... 195 ... Feb. 21, 1960 in Saskatoon SASK ... (#33) ... Fifth pick (fourth round), 78th overall, in the 1979 NHL Entry Draft ... Traded to Edmonton for John Blum, Mar. 6, 1984  
1980-81--1982-83 75 0 12 12 123 22 0 3 3 49  
**MESZAROS, Andrej** ... Defense ... 6'2" ... 223 ... Oct. 3, 1985 in Povazska Bystrica SVK ... (#41) ... Acquired from Philadelphia for 2014 third round draft pick (), Mar. 5, 2014  
2013-14 14 2 3 5 6 4 0 2 2 2  
**METROPOLIT, Glen** ... Center ... 5'10" ... 193 ... June 25, 1974 in Toronto ONT ... (#13) ... Signed as a free agent, Oct. 3, 2007  
2007-08 82 11 22 33 36 7 1 0 1 4  
**MICKOSKI, Nick** ... Left Wing ... 6'1" ... 183 ... Dec. 7, 1927 in Winnipeg MAN ... (#12) ... Acquired from Detroit for Jim Morrison, Aug. 25, 1959  
1959-60 18 1 0 1 2 - - - - -  
**MIDDLETON, Rick** ... Right Wing ... 5'11" ... 170 ... Dec. 4, 1953 in Toronto ONT ... (#16) ... Acquired from NY Rangers for Ken R. Hodge, May 26, 1976  
1976-77--1987-88 881 402 496 898 124 111 45 55 100 17  
**MILBURY, Mike** ... Defense ... 6'1" ... 200 ... June 17, 1952 in Brighton MA ... (#26; #27; #28; #31) ... Signed as a free agent, Nov. 5, 1974  
1975-76--1986-87 754 49 189 238 1552 86 4 24 28 219  
**MILLAR, Al** ... Goal ... 5'11" ... 175 ... Sept. 18, 1929 in Winnipeg MAN ... Traded to Detroit with Myron Stankiewicz for Claude Dufour, June, 1960  
1957-58 6 - 0 0 0 - - - - -

**MILLAR, Mike** ... Right Wing ... 5'10" ... 170 ... Apr. 28, 1965 in St. Catharines ONT ... (#42) ... Acquired from Washington for Alfie Turcotte, Oct. 2, 1989  
1989-90 15 1 4 5 0 - - - - -  
**MILLER, Bob** ... Center ... 5'11" ... 180 ... Sept. 28, 1956 in Medford MA ... (#14; #32) ... Third pick (fourth round), 70th overall, in the 1976 NHL Amateur Draft ... Traded to Colorado for Mike Gillis, Feb. 18, 1981  
1977-78--1980-81 263 55 82 137 143 34 4 6 10 27  
**MILLER, Colin** ... Defense ... 6'1" ... 201 ... Oct. 29, 1992 in Sault Ste. Marie ONT ... (#48, #6) ... Acquired from Los Angeles with Martin Jones and 2015 first round draft pick (Jakub Zboril) for Milan Lucic, June 26, 2015  
2015-16--2016-17 103 9 20 29 94 4 0 1 1 2  
**MILLER, Jay** ... Left Wing ... 6'2" ... 210 ... July 16, 1960 in Wellesley MA ... (#29) ... Signed as a free agent, Oct. 1, 1985 ... Traded to Los Angeles for future considerations (Steve Kasper for Bobby Carpenter, Jan. 23, 1989), Jan. 22, 1989  
1985-86--1988-89 216 13 20 33 858 14 0 0 0 141  
**MILLER, Kevan** ... Defense ... 6'2" ... 210 ... Nov. 15, 1987 in Los Angeles CA ... (#86) ... Signed as a free agent, Oct. 21, 2011  
2013-14--2016-17 217 11 33 44 156 17 0 2 2 12  
**MITCHELL, Herb** ... Left Wing ... 5'10" ... 190 ... Jan. 4, 1896 in Meaford ONT ... (#6; #3) ... Signed as a free agent, Nov. 2, 1924  
1924-25--1925-26 44 6 0 6 36 - - - - -  
**MOFFAT, Mike** ... Goal ... 5'10" ... 165 ... Feb. 4, 1962 in Galt ONT ... (#30) ... Seventh pick (eighth round), 165th overall, in the 1980 NHL Entry Draft  
1981-82--1983-84 19 - 0 0 2 11 - 1 1 8  
**MOGER, Sandy** ... Center ... 6'3" ... 214 ... Mar. 21, 1969 in 100 Mile House BC ... (#45) ... Signed as a free agent, July 6, 1994 ... Traded to Los Angeles with Jozef Stempel and 1998 fourth round draft pick (Pierre Dagenais) for Dmitri Khristich and Byron Dafeo, Aug. 29, 1997  
1994-95--1996-97 132 27 23 50 116 5 2 2 4 12  
**MOHNS, Doug** ... Left Wing/Defense ... 6'0" ... 185 ... Dec. 13, 1933 in Capreol ONT ... (#19) ... Traded to Chicago for Reggie Fleming and Ab McDonald, June 8, 1964  
1953-54--1963-64 710 118 229 347 671 35 6 15 21 40  
**MOKOSAK, Carl** ... Left Wing ... 6'1" ... 180 ... Sept. 22, 1962 in Fort Saskatchewan ALTA ... (#45) ... Signed as a free agent, Oct. 4, 1988  
1988-89 7 0 0 0 31 1 0 0 0 0  
**MONTADOR, Steve** ... Defense ... 6'0" ... 205 ... Dec. 21, 1979 in Vancouver BC ... (#23) ... Acquired from Anaheim for Petteri Nokelainen, Mar. 4, 2009  
2008-09 13 0 1 1 18 11 1 2 3 18  
**MOOG, Andy** ... Goal ... 5'8" ... 175 ... Feb. 18, 1960 in Penticton BC ... (#35) ... Acquired from Edmonton for Geoff Courtnall, Bill Ranford and 1988 second round draft pick (Petro Koivunen), Mar. 8, 1988 ... Traded to Dallas for Jon Casey as future considerations portion of June 20, 1993 Gord Murphy trade, June 25, 1993  
1987-88--1992-93 261 - 10 10 110 70 - 2 2 27  
**MOORE, Dominic** ... Center ... 6'0" ... 192 ... Aug. 3, 1980 in Thornhill ONT ... (#28) ... Signed as a free agent, Aug. 22, 2016  
2016-17 82 11 14 25 44 6 0 1 1 4  
**MORAN, Ian** ... Defense ... 6'0" ... 200 ... Aug. 24, 1972 in Cleveland OH ... (#18) ... Acquired from Pittsburgh for 2003 fourth round draft pick (Paul Bissonnette), Mar. 11, 2003  
2002-03--2005-06 55 2 6 8 40 5 0 1 1 4  
**MORRIS, Bernie** ... Center/Right Wing ... 5'7" ... 145 ... Date Unknown in Regina SASK ... (#5) ... Acquired from Montreal Maroons with Bobby Benson for Alf Skinner, Jan. 3, 1925 ... Released from contract, Feb. 10, 1925  
1924-25 6 1 0 1 0 - - - - -  
**MORRIS, Derek** ... Defense ... 6'0" ... 220 ... Aug. 24, 1978 in Edmonton ALTA ... (#53) ... Signed as a free agent, July 25, 2009 ... Traded to Phoenix for 2011 third round draft pick (Anthony Camara), Mar. 3, 2010  
2009-10 58 3 22 25 26 - - - - -  
**MORRIS, Jon** ... Center ... 6'0" ... 175 ... May 6, 1966 in Lowell MA ... (#29) ... Acquired from San Jose for cash, Oct. 29, 1993  
1993-94 4 0 0 0 0 - - - - -  
**MORRISON, Doug** ... Right Wing ... 5'11" ... 184 ... Feb. 1, 1960 in Vancouver BC ... (#11; #23; #38) ... Third pick (second round), 36th overall, in the 1979 NHL Entry Draft  
1979-80--1981-82; 1984-85 23 7 3 10 15 - - - - -  
**MORRISON, Jim** ... Defense ... 5'10" ... 183 ... Oct. 11, 1931 in Montreal QBC ... (#10, #20) ... Traded to Toronto for Fleming Mackell, Jan. 9, 1952 ... Acquired from Toronto for Allan Stanley, Oct. 8, 1958 ... Traded to Detroit for Nick Mickoski, Aug. 25, 1959  
1951-52; 1958-59 84 8 19 27 44 6 0 6 6 16  
**MORRISONN, Shaone** ... Defense ... 6'3" ... 205 ... Dec. 23, 1982 in Vancouver BC ... (#28) ... First pick, 19th overall, in the 2001 NHL Entry Draft ... Traded to Washington with 2004 first (Jeff Schultz) and second (Michail Yunkov) round draft picks for Sergei Gonchar, Mar. 3, 2004  
2002-03--2003-04 41 1 7 8 18 - - - - -  
**MORROW, Joe** ... Defense ... 6'1" ... 204 ... Dec. 9, 1992 in Edmonton ALTA ... (#45) ... Acquired from Dallas with Loui Eriksson, Reilly Smith and Matt Fraser for Tyler Seguin, Rich Peverley and Ryan Button, July 4, 2013  
2014-15--2016-17 65 2 7 9 16 5 0 1 1 2  
**MOTTAU, Mike** ... Defense ... 6'0" ... 190 ... Mar. 19, 1978 in Quincy MA ... (#27) ... Acquired from NY Islanders with Brian Rolston for Yannick Riendeau and Marc Cantin, Feb. 27, 2012  
2011-12 6 0 0 0 0 2 0 0 0 0  
**MOTTER, Alex** ... Center ... 6'0" ... 175 ... June 20, 1913 in Melville SASK ... (#10) ... Traded to Detroit for Clarence Drouillard and cash, Dec. 22, 1937  
1934-35--1935-36 26 1 4 5 4 6 0 0 0 0  
**MOWERS, Mark** ... Center ... 5'11" ... 174 ... Feb. 16, 1974 in Decatur GA ... (#18) ... Signed as a free agent, July 6, 2006 ... Traded to Anaheim for Brett Skinner and Nathan Saunders, Sept. 24, 2007  
2006-07 78 5 12 17 26 - - - - -  
**MULLEN, Joe** ... Right Wing ... 5'9" ... 180 ... Feb. 26, 1957 in New York NY ... (#11) ... Signed as a free agent, Sept. 8, 1995  
1995-96 37 8 7 15 0 - - - - -



# ALL-TIME ROSTER

**MURPHY, Gord** ... Defense ... 6'2" ... 191 ... Mar. 23, 1967 in Willowdale ONT ... (#28) ... Acquired from Philadelphia with Brian Dobbin and 1992 third round draft pick (Sergei Zholtok) for Garry Galley and Wes Walz, Jan. 2, 1992 ... Traded to Dallas for future considerations (Andy Moog for Jon Casey, June 25, 1993), June 20, 1993 ... Signed as a free agent, Jan. 29, 2002 1991-92--1992-93;

2001-02 106 8 20 28 126 15 1 0 1 12  
**MURPHY, Joe** ... Right Wing ... 6'1" ... 190 ... Oct. 16, 1967 in London ONT ... (#43) ... Signed as a free agent, Nov. 12, 1999 ... Claimed off waivers by Washington, Feb. 10, 2000 1999-00 26 7 7 14 41 - - - - -


**MURPHY, Ron** ... Left Wing ... 5'11" ... 185 ... Apr. 10, 1933 in Hamilton ONT ... (#28) ... Acquired from Detroit with Bill Lesuk, Gary Doak and future considerations (Steve Atkinson, June 6, 1966) for Dean Prentice and Leo Boivin, Feb. 16, 1966 1965-66--1969-70 133 29 61 90 44 14 4 4 8 12

**MURRAY, Glen** ... Right Wing ... 6'3" ... 225 ... Nov. 1, 1972 in Halifax NS ... (#44; #21; #27) ... First pick, 18th overall, in the 1991 NHL Entry Draft ... Traded to Pittsburgh with Bryan Smolinski and 1996 third round draft pick (Boyd Kane) for Kevin Stevens and Shawn McEachern, Aug. 2, 1995 ... Acquired from Los Angeles with Jozef Stumpel for Jason Allison and Mikko Eloranta, Oct. 24, 2001 ... Bought out of contract, July 26, 2008 1991-92--1994-95;

2001-02--2007-08 570 209 180 389 408 55 12 13 25 44  
**MYHRES, Brantt** ... Left Wing ... 6'3" ... 205 ... Mar. 18, 1974 in Edmonton ALTA ... (#55) ... Signed as a free agent, Sept. 18, 2002 2002-03 1 0 0 0 31 - - - - -

**MYRVOLD, Anders** ... Defense ... 6'2" ... 200 ... Aug. 12, 1975 in Lorenskog NOR ... (#14; #41) ... Acquired from Colorado with Landon Wilson for 1998 first round draft pick (Robyn Regehr), Nov. 22, 1996 1996-97 9 0 2 2 4 - - - - -

- N -



**NASH, Riley** ... Center ... 6'1" ... 200 ... May 9, 1989 in Consort ALTA ... (#20) ... Signed as a free agent, July 1, 2016 2016-17 81 7 10 17 14 6 0 2 2 2

**NASLUND, Mats** ... Left Wing ... 5'7" ... 160 ... Oct. 31, 1959 in Timra SWE ... (#26) ... Signed as a free agent, Feb. 21, 1995 1994-95 34 8 14 22 4 5 1 0 1 0

**NAZAROV, Andrei** ... Left Wing ... 6'5" ... 230 ... May 22, 1974 in Chelyabinsk RUS ... (#45; #62) ... Acquired from Anaheim with Patrick Traverse for Samuel Pahlsson, Nov. 18, 2000 ... Traded to Phoenix for 2002 fifth round draft pick (Peter Hamerlik), Jan. 25, 2002 2000-01--2001-02 110 1 6 7 364 - - - - -

**NEELY, Cam** ... Right Wing ... 6'1" ... 218 ... June 6, 1965 in Comox BC ... (#8) ... Acquired from Vancouver with 1987 first round draft pick (Glen Wesley) for Barry Pederson, June 6, 1986 ... Retired due to injury, Sept. 5, 1996 1986-87--1995-96 525 344 246 590 921 86 55 32 87 160

**NEUFELD, Ray** ... Right Wing ... 6'3" ... 210 ... Apr. 15, 1959 in St. Boniface MAN ... (#19) ... Acquired from Winnipeg for Moe Lemay, Dec. 30, 1988 1988-89--1989-90 15 1 3 4 28 10 2 3 5 9

**NICHOLSON, Al** ... Left Wing ... 6'1" ... 180 ... Apr. 26, 1936 in Estevan SASK ... (#25) ... Signed as a free agent, Aug. 23, 1955 ... Claimed by Detroit in Reverse Draft, June 12, 1966 1955-56--1956-57 19 0 1 1 4 - - - - -

**NICKULAS, Eric** ... Right Wing ... 5'11" ... 190 ... Mar. 25, 1975 in Hyannis MA ... (#72; #21; #47) ... Third pick (fourth round), 99th overall, in the 1994 NHL Entry Draft ... Signed as a free agent, Aug. 23, 2005 1998-99--2000-01;

2005-06 45 7 10 17 24 1 0 0 0 2  
**NICOLSON, Graeme** ... Defense ... 6'0" ... 185 ... Jan. 13, 1958 in North Bay ONT ... (#32) ... Second pick, 35th overall, in the 1978 NHL Amateur Draft 1978-79 1 0 0 0 0 - - - - -

**NIELSEN, Kirk** ... Right Wing ... 6'1" ... 205 ... Oct. 19, 1973 in Grand Rapids MN ... (#60) ... Signed as a free agent, June 7, 1996 1997-98 6 0 0 0 0 - - - - -

**NIENHUIS, Kraig** ... Left Wing ... 6'2" ... 205 ... May 9, 1961 in Sarnia ONT ... (#38) ... Signed as a free agent, May 28, 1985 1985-86--1987-88 87 20 16 36 39 2 0 0 0 14

**NILAN, Chris** ... Right Wing ... 6'0" ... 205 ... Feb. 9, 1958 in Boston MA ... (#30) ... Acquired from NY Rangers for Greg Johnston and 1990 sixth round draft pick (Barry Young), June 28, 1990 ... Claimed off waivers by Montreal, Feb. 12, 1992 1990-91--1991-92 80 11 14 25 463 19 0 2 2 62

**NILL, Jim** ... Right Wing ... 6'0" ... 185 ... Apr. 11, 1958 in Hanna ALTA ... (#8) ... Acquired from Vancouver for Peter McNab, Feb. 3, 1984 ... Traded to Winnipeg for Morris Lukowich, Feb. 4, 1985 1983-84--1984-85 76 4 11 15 143 3 0 0 0 4

**NOKELAINE, Petteri** ... Center/Right Wing ... 6'1" ... 195 ... Jan. 16, 1986 in Imatra FIN ... (#56; #29) ... Acquired from New York Islanders for Ben Walter and 2009 second round draft pick (Kevin Lynch), Sept. 11, 2007 ... Traded to Anaheim for Steve Montador, Mar. 4, 2009 2007-08--2008-09 90 7 6 13 29 7 0 2 2 4

**NORDSTROM, Peter** ... Left Wing ... 6'1" ... 200 ... July 26, 1974 in Munkfors SWE ... (#56) ... Third pick, 78th overall, in the 1998 NHL Entry Draft ... Returned to Sweden, Dec. 16, 1998 1998-99 2 0 0 0 0 - - - - -

**NORRIS, Jack** ... Goal ... 5'10" ... 185 ... Aug. 5, 1942 in Saskatoon SASK ... (#17) ... Traded to Chicago with Gilles Marotte and Pit Martin for Phil Esposito, Ken Hodge and Fred Stanfield, May 15, 1967 1964-65 23 - 0 0 0 - - - - -

**NORTON, Jeff** ... Defense ... 6'2" ... 195 ... Nov. 25, 1965 in Acton MA ... (#33) ... Acquired from Florida for 2002 sixth round draft pick (Mikael Vuorio), Mar. 19, 2002 2001-02 3 0 1 1 2 3 0 0 0 5

**NOWAK, Hank** ... Left Wing ... 6'1" ... 195 ... Nov. 24, 1950 in Oshawa ONT ... (#18) ... Acquired from Detroit with Earl Anderson for Walt McKechnie and 1975 third round draft pick (Clarke Hamilton), Feb. 18, 1975 1974-75--1976-77 111 18 15 33 81 13 1 0 1 8

**NYLANDER, Michael** ... Center ... 6'1" ... 195 ... Oct. 3, 1972 in Stockholm SWE ... (#92) ... Acquired from Washington for 2006 second round draft pick (Francois Bouchard), Mar. 4, 2004 2003-04 15 1 11 12 14 6 3 3 6 0

- O -



**OATES, Adam** ... Center ... 5'11" ... 185 ... Aug. 27, 1962 in Weston ONT ... (#12) ... Acquired from St. Louis for Craig Janney and Stephane Quintal, Feb. 7, 1992 ... Traded to Washington with Bill Ranford and Rick Tocchet for Jim Carey, Anson Carter, Jason Allison and 1997 third round draft pick (Lee Goren), Mar. 1, 1997 1991-92--1996-97 368 142 357 499 123 42 11 37 48 20

**O'BRIEN, Dennis** ... Defense ... 6'0" ... 195 ... June 10, 1949 in Port Hope ONT ... (#28) ... Claimed off waivers from Cleveland, Mar. 10, 1978 1977-78--1979-80 83 4 11 15 138 14 0 1 1 28

**O'BRIEN, Ellard** ... Defense ... 6'3" ... 183 ... May 27, 1930 in St. Catharines ONT ... Signed as a free agent, Oct. 3, 1950 ... Traded to Hershey/AHL with Dunc Fisher for Ray Garipey, June, 1953 1955-56 2 0 0 0 0 - - - - -

**O'CONNELL, Mike** ... Defense ... 5'9" ... 180 ... Nov. 25, 1955 in Chicago IL ... (#20) ... Acquired from Chicago for Al Secord, Dec. 18, 1980 ... Traded to Detroit for Reed Larson, Mar. 10, 1986 1980-81--1985-86 424 70 198 268 312 39 7 15 22 34

**ODDLEIFSON, Chris** ... Center ... 6'2" ... 185 ... Sept. 7, 1950 in Brandon MAN ... (#22; #28) ... Acquired from California with Rich Leduc for Ivan Boldirev, Nov. 17, 1971 ... Traded to Vancouver with Fred O'Donnell for Bobby Schmautz, Feb. 7, 1974 1972-73--1973-74 55 10 11 21 25 - - - - -

**ODGERS, Jeff** ... Right Wing ... 6'0" ... 200 ... May 31, 1969 in Spy Hill SASK ... (#36) ... Acquired from San Jose with 1996 fifth round draft pick (Elias Abrahamsson) for Al Iafraite, June 21, 1996 ... Bought out of contract, Sept., 1997 1996-97 80 7 8 15 197 - - - - -

**O'DONNELL, Fred** ... Right Wing ... 5'10" ... 175 ... Dec. 6, 1949 in Kingston ONT ... (#16) ... Acquired from Minnesota as future considerations portion of May 7, 1969 Barry Gibbs-Tommy Williams trade, May 7, 1971 ... Traded to Vancouver with Chris Oddleifson for Bobby Schmautz, Feb. 7, 1974 1972-73--1973-74 115 15 11 26 98 5 0 1 5

**O'DONNELL, Sean** ... Defense ... 6'3" ... 230 ... Oct. 13, 1971 in Ottawa ONT ... (#27; #21) ... Signed as a free agent, July 2, 2001 2001-02--2003-04 232 5 47 52 275 13 0 2 2 4

**O'DWYER, Billy** ... Center ... 6'0" ... 190 ... Jan. 25, 1960 in Boston MA ... (#10) ... Signed as a free agent, Aug. 13, 1987 1987-88--1989-90 102 8 13 21 93 10 0 0 0 2

**O'GARA, Rob** ... Defense ... 6'4" ... 215 ... July 6, 1993 in Massapequa NY ... (#44) ... Fifth pick, 151st overall, in the 2011 NHL Entry Draft 2016-17 3 0 0 0 0 - - - - -

**OLIVER, Harry** ... Right Wing ... 5'8" ... 155 ... Oct. 26, 1898 in Selkirk MAN ... (#9) ... Acquired from Calgary/WHL for cash, Sept. 4, 1926 ... Traded to NY Americans for cash, Nov. 2, 1934 1926-27--1933-34 351 109 59 168 129 30 9 4 13 24

**OLIVER, Murray** ... Center ... 5'10" ... 170 ... Nov. 14, 1937 in Hamilton ONT ... (#16; #17) ... Acquired from Detroit with Gary Aldcorn and Tom P. McCarthy for Vic Stasiuk and Leo Labine, Jan. 23, 1961 ... Traded to Toronto with cash for Eddie Shack, May 15, 1967 1960-61--1966-67 426 116 214 330 184 - - - - -

**OLIWA, Krzysztof** ... Left Wing ... 6'5" ... 243 ... Apr. 12, 1973 in Tychy POL ... (#33) ... Acquired from NY Rangers for 2004 ninth round draft pick (Christian Mahoney-Wilson), Jan. 6, 2003 2002-03 33 0 0 0 110 - - - - -

**O'NEIL, Paul** ... Center/Right Wing ... 6'1" ... 185 ... Aug. 24, 1953 in Charlestown MA ... (#28) ... Signed as a free agent, Oct. 10, 1975 1975-76 1 0 0 0 0 - - - - -

**O'NEILL, James "Peggy"** ... Center/Right Wing ... 5'8" ... 160 ... Apr. 3, 1913 in Semans SASK ... (#14) 1933-34--1936-37 140 6 26 32 105 6 1 1 2 13

**O'REE, Willie** ... Left/Right Wing ... 5'10" ... 175 ... Oct. 15, 1935 in Fredericton NB ... (#25; #27) ... Traded to Montreal with Stan Maxwell for Cliff Pennington and Terry Gray, June, 1961 1957-58; 1960-61 45 4 10 14 26 - - - - -

**O'REILLY, Terry** ... Right Wing ... 6'1" ... 200 ... June 7, 1951 in Niagara Falls ONT ... (#23; #24) ... Second pick (first round), 14th overall, in the 1971 NHL Amateur Draft 1971-72--1984-85 891 204 402 606 2095 108 25 42 67 335

**ORR, Bobby** ... Defense ... 6'0" ... 197 ... Mar. 20, 1948 in Parry Sound ONT ... (#4) 1966-67--1975-76 631 264 624 888 924 74 26 66 92 107

**ORR, Colton** ... Right Wing ... 6'3" ... 210 ... Mar. 3, 1982 in Winnipeg MAN ... (#75) ... Signed as a free agent, Sept. 19, 2001 ... Claimed off waivers by NY Rangers, Nov. 29, 2005 2003-04--2005-06 21 0 0 0 27 - - - - -

**OUELLETTE, Gerry** ... Right Wing ... 5'9" ... 170 ... Nov. 1, 1938 in Grand Falls NB ... Traded to San Francisco/WHL as future considerations portion of July 26, 1962 Orland Kurtenbach-Ed Panagabko trade, July 7, 1963 1960-61 39 5 4 9 0 - - - - -

# ALL-TIME ROSTER

**OWEN, George** ... Defense ... 5'11" ... 190 ... Feb. 12, 1901 in Hamilton ONT ... (#4; #11) ... Acquired from Toronto for Eric Pettinger and Hugh Plaxton, Jan. 8, 1929  
1928-29--1932-33 183 44 33 77 151 21 2 5 7 25

- P -



**PACHAL, Clayton** ... Center/Left Wing ... 5'10" ... 185 ... Apr. 21, 1956 in Yorkton SASK ... (#6; #28) ... First pick, 16th overall, in the 1976 NHL Amateur Draft ... Traded to Colorado for Mark Suzor, Oct. 11, 1978  
1976-77--1977-78 11 0 0 0 26 - - - - -

**PAHLSSON, Samuel** ... Center ... 5'11" ... 190 ... Dec. 17, 1977 in Ornskoldsvik SWE ... (#27) ... Acquired from Colorado with Brian Rolston, Martin Grenier and 2000 first round draft pick (Martin Samuelsson) for Ray Bourque and Dave Andreychuk, Mar. 6, 2000 ... Traded to Anaheim for Patrick Traverse and Andrei Nazarov, Nov. 18, 2000  
2000-01 17 1 1 2 6 - - - - -

**PAILLE, Daniel** ... Left Wing ... 6'0" ... 200 ... Apr. 15, 1984 in Welland ONT ... (#20) ... Acquired from Buffalo for 2010 third round draft pick (Kevin Sundher), Oct. 20, 2009  
2009-10--2014-15 375 50 45 95 81 74 9 10 19 10

**PALAZZARI, Aldo** ... Right Wing ... 5'7" ... 168 ... July 25, 1918 in Eveleth MN ... (#9) ... Traded to NY Rangers for cash, Feb. 22, 1944  
1943-44 24 6 3 9 4 - - - - -

**PALMER, Brad** ... Left Wing ... 6'0" ... 185 ... Sept. 14, 1961 in Duncan BC ... (#21) ... Acquired from Minnesota with Dave Donnelly for Boston agreeing not to select Brian Bellows in 1982 Entry Draft, June 9, 1982  
1982-83 73 6 11 17 18 7 1 0 1 0

**PANAGABKO, Ed** ... Center ... 5'8" ... 170 ... May 17, 1934 in Norquay SASK ... (#22) ... Traded to San Francisco/WHL with Orland Kurtenbach and future considerations (Gerry Ouelette, July 7, 1963) for Larry McNabb and cash, July 26, 1962  
1955-56--1956-57 29 0 3 3 38 - - - - -

**PANDOLFO, Jay** ... Left Wing ... 6'1" ... 190 ... Dec. 27, 1974 in Winchester MA ... (#29) ... Signed as a free agent, Feb. 12, 2013  
2012-13 18 0 0 0 2 - - - - -

**PANTELEEV, Grigori** ... Left Wing ... 5'9" ... 190 ... Nov. 13, 1972 in Gastello USSR ... (#13) ... Fifth pick (sixth round), 136th overall, in the 1992 NHL Entry Draft  
1992-93--1994-95 50 8 6 14 12 - - - - -

**PARENT, Bernie** ... Goal ... 5'10" ... 180 ... Apr. 3, 1945 in Montreal, QBC ... (#30) ... Claimed by Philadelphia in NHL Expansion Draft, June 6, 1967  
1965-66--1966-67 57 - 0 0 2 - - - - -

**PARISE, Jean-Paul** ... Left Wing ... 5'9" ... 175 ... Dec. 11, 1941 in Smooth Rock Falls ONT ... (#17; #27) ... Claimed by Oakland in NHL Expansion Draft, June 6, 1967  
1965-66--1966-67 21 2 2 4 10 - - - - -

**PARK, Brad** ... Defense ... 6'0" ... 200 ... July 6, 1948 in Toronto ONT ... (#22) ... Acquired from NY Rangers with Jean Ratelle and Joe Zanussi for Phil Esposito and Carol Vadnais, Nov. 7, 1975  
1975-76--1982-83 501 100 317 417 553 91 23 55 78 77

**PASIN, Dave** ... Right Wing ... 6'1" ... 205 ... July 8, 1966 in Edmonton ALTA ... (#37) ... First pick, 19th overall, in the 1984 NHL Entry Draft ... Traded to Los Angeles for Paul Guay, Nov. 3, 1988  
1985-86 71 18 19 37 50 3 0 1 1 0

**PASTRNAK, David** ... Left Wing ... 6'0" ... 171 ... May 25, 1996 in Havirov CZE REP ... (#88) ... First pick, 25th overall, in the 2014 NHL Entry Draft  
2014-15--2016-17 172 59 64 123 62 6 2 2 4 6

**PATTERSON, George** ... Left/Right Wing ... 6'1" ... 176 ... May 22, 1906 in Kingston ONT ... Acquired from NY Americans with Lloyd Gross for Art Chapman and Bob Gracie, Jan. 11, 1934 ... Traded to Detroit for Gene Carrigan, Oct. 10, 1934  
1933-34 10 0 1 1 2 - - - - -

**PAYNE, Davis** ... Left Wing ... 6'2" ... 205 ... Sept. 24, 1970 in Port Alberni BC ... (#44; #17) ... Signed as a free agent, Oct. 6, 1995  
1995-96--1996-97 22 0 1 1 14 - - - - -

**PEDERSEN, Allen** ... Defense ... 6'3" ... 210 ... Jan. 13, 1965 in Fort Saskatchewan ALTA ... (#41) ... Fifth pick, 105th overall, in the 1983 NHL Entry Draft ... Claimed by Minnesota in NHL Expansion Draft, May 30, 1991  
1986-87--1990-91 333 4 31 35 408 64 0 0 0 91

**PEDERSON, Barry** ... Center ... 5'11" ... 185 ... Mar. 13, 1961 in Big River SASK ... (#18; #21; #10; #12) ... First pick, 18th overall, in the 1980 NHL Entry Draft ... Traded to Vancouver for Cam Neely and 1987 first round draft pick (Glen Wesley), June 6, 1986 ... Acquired from Hartford for future considerations, Nov. 14, 1991 ... Released from contract, Mar. 10, 1992  
1980-81--1985-86; 1991-92 379 166 251 417 248 34 22 30 52 25

**PEETERS, Pete** ... Goal ... 6'1" ... 195 ... Aug. 17, 1957 in Edmonton ALTA ... (#1) ... Acquired from Philadelphia for Brad McCrimmon, June 9, 1982 ... Traded to Washington for Pat Riggin, Nov. 14, 1985  
1982-83--1985-86 171 - 4 4 93 21 - 0 0 10

**PEIRSON, John** ... Right Wing ... 5'11" ... 170 ... July 21, 1925 in Winnipeg MAN ... (#23) ... 1946-47--1953-54; 1955-56--1957-58 545 153 173 326 315 49 9 17 26 26

**PELLERIN, Scott** ... Center/Left Wing ... 5'11" ... 190 ... Jan. 9, 1970 in Shediac NB ... (#33) ... Signed as a free agent, July 26, 2001 ... Claimed off waivers by Dallas, Jan. 12, 2002  
2001-02 35 1 5 6 6 - - - - -

**PELLETIER, Pascal** ... Right Wing ... 5'11" ... 190 ... June 16, 1983 in Labrador City NFLD ... (#42) ... Signed as a free agent, July 28, 2006 ... Traded to Chicago for Martin St. Pierre, July 24, 2008  
2007-08 6 0 0 0 0 - - - - -

**PENNER, Jeff** ... Defense ... 5'10" ... 191 ... Apr. 13, 1987 in Winnipeg MAN ... (#62) ... Signed as a free agent, Mar. 29, 2008 ... Traded to Minnesota with Mikko Lehtonen for Anton Khudobin, Feb. 28, 2011  
2009-10 2 0 0 0 0 - - - - -

**PENNINGTON, Cliff** ... Center ... 6'0" ... 170 ... Apr. 18, 1940 in Winnipeg MAN ... (#7) ... Acquired from Montreal with Terry Gray for Willie O'Ree and Stan Maxwell, June, 1961 ... Traded to San Francisco/WHL for cash, June, 1963  
1961-62--1962-63 97 16 42 58 6 - - - - -

**PERREAULT, Bob** ... Goal ... 5'8" ... 170 ... Jan. 28, 1931 in Trois Rivières QBC ... (#1) ... Acquired from Detroit for Ed Chadwick and Barry Ashbee, June, 1962 ... Claimed by Toronto in Reverse Draft, June 9, 1965  
1962-63 22 - 0 0 0 - - - - -

**PETERS, Garry** ... Center ... 5'10" ... 170 ... Oct. 9, 1942 in Regina SASK ... (#25) ... Claimed from Philadelphia in Intra-League Draft, June 8, 1971 ... Claimed by NY Islanders in NHL Expansion Draft, June 6, 1972  
1971-72 2 0 0 0 2 1 0 0 0 0

**PETERS, Jimmy** ... Right Wing ... 5'11" ... 165 ... Oct. 2, 1922 in Montreal QBC ... (#9) ... Acquired from Montreal with John Quilty for Joe Carveth, Dec. 17, 1947 ... Traded to Detroit with Pete Babando, Clare Martin and Lloyd Durham for Bill Quackenbush and Pete Horeck, Aug. 16, 1949  
1947-48--1948-49 97 28 30 58 46 9 1 3 4 2

**PETTIE, Jim** ... Goal ... 6'0" ... 195 ... Oct. 24, 1953 in Toronto ONT ... (#29; #31) ... Tenth pick (ninth round), 142nd overall, in the 1973 NHL Amateur Draft  
1976-77--1978-79 21 - 0 0 23 - - - - -

**PETTINGER, Eric** ... Left Wing/Center ... 6'0" ... 175 ... Dec. 14, 1904 in Bierley ENG ... (#4) ... Acquired from Toronto with cash for Jimmy Herberts, Dec. 21, 1927 ... Traded to Toronto with Hugh Plaxton for George Owen, Jan. 10, 1929  
1928-29 17 0 0 0 17 - - - - -

**PETTINGER, Gordon** ... Center ... 6'0" ... 175 ... Nov. 17, 1911 in Harrogate ENG ... (#11) ... Acquired from Detroit for Red Beattie, Dec. 19, 1937  
1937-38--1939-40 107 20 30 50 20 15 1 1 2 7

**PEVERLEY, Rich** ... Center ... 6'0" ... 195 ... July 8, 1982 in Kingston ONT ... (#49) ... Acquired from Atlanta with Boris Valabik for Mark Stuart and Blake Wheeler, Feb. 18, 2011 ... Traded to Dallas with Tyler Seguin and Ryan Button for Loui Eriksson, Matt Fraser, Reilly Smith and Joe Morrow, July 4, 2013  
2010-11--2012-13 126 21 46 67 40 46 6 8 14 29

**PIDHIRNY, Harry** ... Center ... 5'11" ... 155 ... Mar. 5, 1928 in Toronto ONT ... Traded to San Francisco/WHL for cash, Sept., 1961  
1957-58 2 0 0 0 0 - - - - -

**PLANTE, Jacques** ... Goal ... 6'0" ... 175 ... Jan. 17, 1929 in Shawinigan Falls ONT ... (#31) ... Acquired from Toronto with 1973 third round draft pick (Doug Gibson) for 1973 first round draft pick (Ian Turnbull) and future considerations (Ed Johnston, May 22, 1973), Mar. 3, 1973  
1972-73 8 - 2 2 2 2 - 0 0 0

**PLETT, Willi** ... Right Wing ... 6'3" ... 205 ... June 7, 1955 in Paraguay SA ... (#25) ... Claimed from NY Rangers in Waiver Draft, Oct. 5, 1987  
1987-88 65 2 3 5 170 17 2 4 6 74

**PODLOSKI, Ray** ... Center ... 6'2" ... 210 ... Jan. 5, 1966 in Edmonton ALTA ... (#43) ... Second pick, 40th overall, in the 1984 NHL Entry Draft  
1988-89 8 0 1 1 17 - - - - -

**POILE, Norman "Bud"** ... Right Wing ... 6'0" ... 189 ... Feb. 10, 1924 in Fort William ONT ... Acquired from NY Rangers for cash, Dec. 22, 1949  
1949-50 39 16 14 30 6 - - - - -

**POLIZIANI, Dan** ... Right Wing ... 5'11" ... 158 ... Jan. 8, 1935 in Sydney NS ... (#18) ... Claimed from Cleveland/AHL in Inter-League Draft, June 3, 1958 ... Traded to Hershey/AHL for Willie Marshall, June, 1963  
1958-59 1 0 0 0 0 3 0 0 0 0

**POPIEL, Paul** ... Defense ... 5'10" ... 175 ... Feb. 28, 1943 in Sollested DEN ... (#29) ... Claimed from Chicago in Intra-League Draft, June 9, 1965 ... Claimed by Los Angeles in NHL Expansion Draft, June 6, 1967  
1965-66 3 0 1 1 2 - - - - -

**POPOVIC, Peter** ... Defense ... 6'6" ... 235 ... Feb. 10, 1968 in Koping, Sweden ... (#23) ... Signed as a free agent, July 2, 2000  
2000-01 60 1 6 7 48 - - - - -

**POTLAND, Jack** ... Defense ... 6'2" ... 185 ... July 30, 1912 in Waubesa ONT ... (#8) ... Acquired from Montreal for Tony Savage and cash, Dec. 3, 1934 ... Traded to Chicago for Des Smith, Jan. 27, 1940  
1934-35--1939-40 187 7 20 27 148 18 0 0 0 19

**POTTER, Corey** ... Defense ... 6'3" ... 206 ... Jan. 5, 1984 in Lansing MI ... (#6) ... Claimed off waivers from Edmonton, Mar. 5, 2014  
2013-14 3 0 0 0 0 1 0 0 0 0

**POTVIN, Felix** ... Goal ... 6'1" ... 190 ... June 23, 1971 in Anjou QBC ... (#29) ... Signed as a free agent, Sept. 3, 2003  
2003-04 28 - 0 0 8 - - - - -

**POTVIN, Marc** ... Right Wing ... 6'1" ... 200 ... Jan. 29, 1967 in Ottawa ONT ... (#29) ... Signed as a free agent, June 28, 1994  
1994-95--1995-96 33 0 1 1 16 5 0 1 1 18

**POULIN, Dave** ... Center ... 5'11" ... 190 ... Dec. 17, 1958 in Timmins ONT ... (#19) ... Acquired from Philadelphia for Ken Linseman, Jan. 16, 1990  
1989-90--1992-93 165 34 68 102 117 53 12 18 30 60

**POULIOT, Benoit** ... Left Wing ... 6'3" ... 199 ... Sept. 29, 1986 in Alfred ONT ... (#67) ... Signed as a free agent, July 1, 2011 ... Traded to Tampa Bay for Michel Ouellet and 2012 fifth round draft pick (Seth Griffith), June 23, 2012  
2011-12 74 16 16 32 38 7 1 1 2 4

**PRAJSER, Petr** ... Defense ... 6'2" ... 200 ... Sept. 21, 1965 in Hradec Kralov CZE ... (#52) ... Signed as a free agent, Aug. 1, 1991  
1991-92 3 0 0 0 2 - - - - -

**PRATT, Jack** ... Center/Defense ... 6'0" ... 190 ... Apr. 13, 1906 in Edinburgh SCOT ... Signed as a free agent, Nov. 5, 1930  
1930-31--1931-32 37 2 0 2 42 - - - - -

**PRATT, Walter "Babe"** ... Defense ... 6'3" ... 212 ... Jan. 7, 1916 in Stony Mountain MAN ... (#4; #21) ... Acquired from Toronto for Eric Pogue and cash, June 19, 1946 ... Traded to Cleveland/AHL for cash, May 15, 1947  
1946-47 31 4 4 8 25 - - - - -



# ALL-TIME ROSTER

<b>PRENTICE, Dean</b> ... Left Wing ... 5'11" ... 180 ... Oct. 5, 1932 in Shumacher ONT ... (#17) ... Acquired from NY Rangers for Don McKenney and Dick Meissner, Feb. 4, 1963 ... Traded to Detroit with Leo Boivin for Gary Doak, Ron Murphy, Bill Lesuk and future considerations (Steve Atkinson, June 6, 1966), Feb. 16, 1966 1962-63--1965-66 170 50 56 106 63 - - - - -	
<b>PRIMEAU, Wayne</b> ... Center ... 6'4" ... 230 ... June 4, 1976 in Scarborough ONT ... (#20) ... Acquired from San Jose with Brad Stuart and Marco Sturm for Joe Thornton, Nov. 30, 2005 ... Traded to Calgary with Brad Stuart and Washington's 2008 fourth round draft pick (T.J. Brodie) for Chuck Kobasew and Andrew Ference, Feb. 10, 2006 2005-06--2006-07 101 13 16 29 115 - - - - -	
<b>PRONGER, Sean</b> ... Center ... 6'3" ... 210 ... Nov. 30, 1972 in Dryden ONT ... (#46) ... Signed as a free agent, Aug. 25, 1999 ... Traded to NY Islanders for cash, Dec. 5, 2000 1999-00 11 0 1 1 13 - - - - -	
<b>PRONOVOST, Andre</b> ... Left Wing ... 5'10" ... 188 ... July 9, 1936 in Shawinigan Falls QBC ... (#14; #23) ... Acquired from Montreal for Jean-Guy Gendron, Nov. 27, 1960 ... Traded to Detroit for Forbes Kennedy, Dec. 3, 1962 1960-61--1962-63 138 26 21 47 110 - - - - -	
<b>PRONOVOST, Claude</b> ... Goal ... 5'9" ... 170 ... July 22, 1935 in Shawinigan Falls QBC ... Loaned from Montreal/QHL to replace injured John Henderson, Jan. 14, 1956 1955-56 1 - 0 0 2 - - - - -	
<b>PROPP, Brian</b> ... Left Wing ... 5'10" ... 195 ... Feb. 15, 1959 in Lanigan SASK ... (#36) ... Acquired from Philadelphia for 1990 second round draft pick (Terran Sandwith), Mar. 2, 1990 1989-90 14 3 9 12 10 20 4 9 13 2	
<b>PRPIC, Joel</b> ... Center ... 6'7" ... 225 ... Sept. 25, 1974 in Sudbury ONT ... (#39) ... Ninth pick, 233rd overall, in the 1993 NHL Entry Draft 1997-98; 1999-00 15 0 3 3 2 - - - - -	
<b>PUSIE, Jean</b> ... Defense ... 6'0" ... 205 ... Oct. 15, 1910 in Montreal QBC ... Acquired from NY Rangers for Percy Jackson, Nov. 1, 1934 ... Traded to Montreal with Walt Buswell and cash for Roger Jenkins, July 13, 1935 1934-35 4 1 0 1 0 - - - - -	

- Q -



<b>QUACKENBUSH, Bill</b> ... Defense ... 5'11" ... 190 ... Mar. 2, 1922 in Toronto ONT ... (#11) ... Acquired from Detroit with Pete Horeck for Pete Babando, Lloyd Durham, Clare Martin and Jimmy Peters, Aug. 16, 1949 1949-50--1955-56 461 22 133 155 46 33 0 13 13 4	
<b>QUACKENBUSH, Max</b> ... Defense ... 6'2" ... 180 ... Aug. 29, 1928 in Toronto ONT ... (#4) ... Loaned from Detroit for remainder of 1950-51 season for Steve Kraftcheck, Dec. 5, 1950 ... Returned to Detroit at end of season 1950-51 47 4 6 10 26 6 0 0 0 4	
<b>QUILTY, John</b> ... Center ... 5'10" ... 175 ... Jan. 21, 1921 in Ottawa ONT ... (#21) ... Acquired from Montreal with Jimmy Peters for Joe Carveth, Dec. 16, 1947 1947-48 6 3 2 5 2 - - - - -	
<b>QUINTAL, Stephane</b> ... Defense ... 6'3" ... 225 ... Oct. 22, 1968 in Boucherville QBC ... (#21) ... Second pick (first round), 14th overall, in the 1987 NHL Entry Draft ... Traded to St. Louis with Craig Janney for Adam Oates, Feb. 7, 1992 1988-89--1991-92 158 8 19 27 217 3 0 1 1 7	

- R -



<b>RANDELL, Tyler</b> ... Right Wing ... 6'1" ... 197 ... June 15, 1991 in Scarborough ONT ... (#64) ... Fourth pick (sixth round), 176th overall, in the 2009 NHL Entry Draft 2015-16 27 6 0 6 47 - - - - -	
<b>RANFORD, Bill</b> ... Goal ... 5'11" ... 185 ... Dec. 14, 1966 in Brandon MAN ... (#30) ... Second pick (third round), 52nd overall, in the 1985 NHL Entry Draft ... Traded to Edmonton with Geoff Courtnall and 1988 second round draft pick (Petro Koivunen) for Andy Moog, Mar. 8, 1988 ... Acquired from Edmonton for Mariusz Czerkawski, Sean Brown and 1996 first round draft pick (Matthieu Descoteaux), Jan. 11, 1996 ... Traded to Washington with Adam Oates and Rick Tocchet for Jim Carey, Anson Carter, Jason Allison and 1997 third round draft pick (Lee Goren), Mar. 1, 1997 1985-86--1986-87; 1995-96--1996-97 122 - 3 3 8 8 - 0 0 0	
<b>RANIERI, George</b> ... Left Wing ... 5'8" ... 190 ... Jan. 14, 1936 in Toronto ONT 1956-57 2 0 0 0 0 - - - - -	
<b>RASK, Tuukka</b> ... Goal ... 6'2" ... 171 ... Mar. 10, 1987 in Savonlinna FIN ... (#40) ... Acquired from Toronto for Andrew Raycroft, June 24, 2006 2007-08--2016-17 395 - 9 9 16 53 - 2 2 2	
<b>RATELLE, Jean</b> ... Center ... 6'1" ... 180 ... Oct. 3, 1940 in Lac Ste. Jean QBC ... (#10) ... Acquired from NY Rangers with Brad Park and Joe Zanuszi for Phil Esposito and Carol Vadnais, Nov. 7, 1975 1975-76--1980-81 419 155 295 450 84 58 23 33 56 10	
<b>RATHWELL, John "Jake"</b> ... Right Wing ... 6'0" ... 190 ... Aug. 12, 1947 in Temiscoumque QBC ... (#16) ... Acquired from St. Louis with 1974 second round draft pick (Mark Howe) and cash for Don Awrey, Oct. 5, 1973 1974-75 1 0 0 0 0 - - - - -	

<b>RAVLICH, Matt</b> ... Defense ... 5'10" ... 185 ... July 12, 1938 in Sault Ste. Marie ONT ... (#23) ... Claimed from Chicago in Inter-League Draft, June 12, 1961 ... Traded to Chicago with Jerry Toppazzini for Murray Balfour and Mike Draper, June 9, 1964 1962-63; 1971-72--1972-73 32 1 2 3 2 - - - - -	
<b>RAYCROFT, Andrew</b> ... Goal ... 6'0" ... 185 ... May 4, 1980 in Belleville ONT ... (#1) ... Fourth pick (fifth round), 135th overall, in the 1998 NHL Entry Draft ... Traded to Toronto for Tuukka Rask, June 24, 2006 2000-01--2005-06 108 - 2 2 0 7 - 0 0 2	
<b>REARDON, Terry</b> ... Center/Right Wing ... 5'10" ... 170 ... Apr. 6, 1919 in Winnipeg MAN ... (#7; #19) ... Acquired from NY Americans with Tom Cooper as future considerations portion of Jan. 25, 1937 Joe Jerwa trade, Oct. 17, 1937 ... Loaned to Montreal for loan of Paul Gauthier, Nov. 5, 1941 1938-39--1940-41; 1945-46--1946-47 147 24 30 54 57 27 6 8 14 10	
<b>REASONER, Marty</b> ... Center ... 6'1" ... 200 ... Feb. 26, 1977 in Honeoye Falls NY ... (#36) ... Acquired from Edmonton with Yan Stastny and 2006 second round draft pick (Milan Lucic) for Sergei Samsonov, Mar. 9, 2006 2005-06 19 2 6 8 8 - - - - -	
<b>RECCHI, Mark</b> ... Right Wing ... 5'10" ... 195 ... Feb. 1, 1968 in Kamloops BC ... (#28) ... Acquired from Tampa Bay with 2010 second round draft pick (Alexander Petrovic) for Martins Karsums and Matt Lashoff, Mar. 4, 2009 2008-09--2010-11 180 42 65 107 71 49 14 16 30 16	
<b>REDAHL, Gordon</b> ... Right Wing ... 5'11" ... 170 ... Aug. 28, 1935 in Kinistino SASK ... (#12) ... Claimed from NY Rangers in Intra-League Draft, June 3, 1958 ... Traded to Toronto for Bo Elik, Nov. 21, 1958 1958-59 18 0 1 1 2 - - - - -	
<b>REDDEN, Wade</b> ... Defense ... 6'2" ... 205 ... June 12, 1977 in Lloydminster SASK ... (#6) ... Acquired from St. Louis for Boston's 2014 sixth round draft pick, Apr. 3, 2013 2012-13 6 1 1 2 0 5 1 1 2 0	
<b>REDDING, George</b> ... Left Wing/Defense ... 5'7" ... 145 ... Mar. 6, 1903 in Peterborough ONT ... (#10; #9) ... Signed as a free agent, Oct. 16, 1924 1924-25--1925-26 55 3 2 5 23 - - - - -	
<b>REDMOND, Dick</b> ... Defense ... 5'11" ... 178 ... Aug. 14, 1949 in Kirkland Lake ONT ... (#6) ... Acquired from Atlanta for Gregg Sheppard, Sept. 6, 1978 1978-79--1981-82 235 36 79 115 124 26 1 7 8 13	
<b>REECE, Dave</b> ... Goal ... 6'1" ... 190 ... Sept. 13, 1948 in Troy NY ... (#29; #30) ... Signed as a free agent, Nov. 24, 1972 1975-76 14 - 0 0 0 - - - - -	
<b>REGAN, Larry</b> ... Right Wing ... 5'9" ... 162 ... Aug. 9, 1930 in North Bay ONT ... (#15; #24) ... Claimed from Quebec/QHL in Inter-League Draft, June 5, 1956 ... Claimed off waivers by Toronto, Jan. 7, 1959 1956-57--1958-59 164 30 53 83 61 20 3 10 13 16	
<b>REIBEL, Earl</b> ... Center ... 5'8" ... 160 ... July 21, 1930 in Kitchener ONT ... (#11) ... Claimed from Chicago in Intra-League Draft, June 3, 1958 1958-59 63 6 8 14 16 4 0 0 0 0	
<b>REICH, Jeremy</b> ... Left Wing ... 6'1" ... 200 ... Feb. 11, 1979 in Craik SASK ... (#53) ... Signed as a free agent, Aug. 30, 2005 ... Signed as a free agent, July 1, 2010 2006-07--2007-08 90 2 3 5 141 4 0 0 0 8	
<b>REID, Dave</b> ... Left Wing ... 6'1" ... 217 ... May 15, 1964 in Toronto ONT ... (#34; #31; #36; #17) ... Fourth pick (third round), 60th overall, in the 1982 NHL Entry Draft ... Signed as a free agent, Dec. 1, 1991 1983-84--1987-88; 1991-92--1995-96 387 89 92 181 115 45 5 8 13 8	
<b>REIGLE, Ed</b> ... Defense ... 5'9" ... 180 ... June 19, 1924 in Winnipeg MAN ... Acquired from Cleveland/AHL for cash, Apr. 17, 1950 ... Traded to Detroit for cash, May, 1951 1950-51 17 0 2 2 25 - - - - -	
<b>RICHER, Stephane</b> ... Defense ... 5'11" ... 190 ... Apr. 28, 1966 in Hull QBC ... (#25) ... Acquired from Tampa Bay for Bob Beers, Oct. 28, 1992 ... Claimed by Florida in NHL Expansion Draft, June 24, 1993 1992-93 21 1 4 5 18 3 0 0 0 0	
<b>RICHTER, Barry</b> ... Defense ... 6'2" ... 200 ... Sept. 11, 1970 in Madison WI ... (#46) ... Signed as a free agent, July 17, 1996 1996-97 50 5 13 18 32 - - - - -	
<b>RIENDEAU, Vincent</b> ... Goal ... 5'10" ... 185 ... Apr. 20, 1966 in St. Hyacinthe QBC ... (#37) ... Acquired from Detroit for 1995 fifth round draft pick (Chad Wilchynski), Jan. 17, 1994 ... Contract terminated, Apr. 25, 1995 1993-94--1994-95 29 - 1 1 2 2 - 0 0 0	
<b>RIGGIN, Pat</b> ... Goal ... 5'9" ... 170 ... May 26, 1959 in Kincardine ONT ... (#1; #30) ... Acquired from Washington for Pete Peeters, Nov. 14, 1985 ... Traded to Pittsburgh for Roberto Romano, Feb. 6, 1987 1985-86--1986-87 49 - 0 0 4 1 - 0 0 2	
<b>RILEY, Jack</b> ... Center ... 5'11" ... 160 ... Dec. 29, 1910 in Berckenla IRE ... (#9) ... Acquired from Montreal for Paul Haynes, Sept. 30, 1935 1935-36 8 0 0 0 0 - - - - -	
<b>RINALDO, Zac</b> ... Left Wing ... 5'11" ... 185 ... June 15, 1990 in Mississauga ONT ... (#36) ... Acquired from Philadelphia for 2017 third round draft pick (Kirill Ustimenko), June 29, 2015 1935-36 8 0 0 0 0 - - - - -	
<b>RING, Bobby</b> ... Goal ... 5'10" ... 170 ... Oct. 6, 1946 in Winchester MA ... Spare goaltender replaced injured Ed Johnston in Oct. 30, 1965 game 1965-66 1 - 0 0 0 - - - - -	
<b>RIPLEY, Vic</b> ... Left Wing ... 5'8" ... 170 ... May 30, 1906 in Elgin ONT ... (#12) ... Acquired from Chicago for Billy Burch, Jan. 17, 1933 ... Traded to NY Rangers with Roy Burmeister for Babe Siebert, Dec. 18, 1933 1932-33--1933-34 37 4 6 10 27 5 1 0 1 0	
<b>RITTINGER, Alan</b> ... Right/Left Wing ... 5'9" ... 155 ... Jan. 28, 1925 in Regina SASK ... (#17) 1943-44 19 3 7 10 0 - - - - -	
<b>RIVERS, Jamie</b> ... Defense/Left Wing ... 6'1" ... 208 ... Mar. 16, 1975 in Ottawa ONT ... (#31) ... Claimed off waivers from Ottawa, Oct. 13, 2001 2001-02 64 4 2 6 45 3 0 0 0 0	



**RIVERS, Wayne** ... Right Wing ... 5'9" ... 177 ... Oct. 5, 1942 in Hamilton ONT ... (#25) ... Claimed from Detroit in Inter-League Draft, June 4, 1963 ... Claimed by St. Louis in NHL Expansion Draft, June 6, 1967  
1963-64--1966-67 80 11 26 37 86 - - - - -  
**ROBERTS, Doug** ... Right Wing ... 6'2" ... 212 ... Oct. 28, 1942 in Detroit MI ... (#28) ... Acquired from California for cash, Sept. 4, 1971 ... Traded to Detroit for cash, Nov. 23, 1973  
1971-72--1973-74 55 5 8 13 9 5 2 0 2 6  
**ROBERTS, Gord** ... Defense ... 6'1" ... 195 ... Oct. 2, 1957 in Detroit MI ... (#14) ... Signed as a free agent, June 19, 1992  
1992-93--1993-94 124 6 18 24 145 16 0 1 1 14  
**ROBERTS, Maurice** ... Goal ... 5'9" ... 165 ... Dec. 13, 1905 in Waterbury CT ... (#1) ... Signed as a free agent, Dec. 8, 1925  
1925-26 2 - 0 0 0 - - - - -  
**ROBINS, Bobby** ... Right Wing ... 6'1" ... 220 ... Oct. 17, 1981 in Rhinelander WI ... (#64) ... Signed as a free agent, July 6, 2013  
2014-15 3 0 0 0 14 - - - - -  
**ROBINSON, Nathan** ... Center ... 5'9" ... 181 ... Dec. 31, 1981 in Scarborough ONT ... (#51) ... Signed as a free agent, Aug. 15, 2005  
2005-06 2 0 0 0 0 - - - - -  
**ROBITAILLE, Randy** ... Center ... 5'11" ... 195 ... Oct. 12, 1975 in Ottawa ONT ... (#43; #48; #16) ... Signed as a free agent, Mar. 27, 1997 ... Traded to Atlanta for Peter Ferraro, June 25, 1999  
1996-97--1998-99 9 0 2 2 0 1 0 0 0 0  
**ROCHE, Earl** ... Left Wing ... 5'11" ... 175 ... Feb. 22, 1910 in Prescott ONT ... Signed as a free agent, Jan. 14, 1933 ... Traded to Ottawa as future considerations portion of Jan. 25, 1933 Alex Smith trade, Jan. 25, 1933  
1932-33 3 0 0 0 0 - - - - -  
**RODDEN, Eddie** ... Center ... 5'7" ... 150 ... Mar. 22, 1901 in Mattawa ONT ... (#10) ... Acquired from Toronto for cash, June 20, 1928 ... Traded to London/IHL for cash, Oct. 16, 1929  
1928-29 20 0 0 0 10 - - - - -  
**ROHLOFF, Jon** ... Defense ... 6'0" ... 221 ... Oct. 3, 1969 in Mankato MN ... (#38) ... Seventh pick (ninth round), 186th overall, in the 1988 NHL Entry Draft  
1994-95--1996-97 150 7 25 32 129 10 1 2 3 8  
**ROLFE, Dale** ... Defense ... 6'4" ... 210 ... Apr. 30, 1940 in Timmins ONT ... Traded to Springfield/AHL with Bruce Gamble, Terry Gray and Randy Miller for Bob McCord, June, 1963  
1959-60 3 0 0 0 0 - - - - -  
**ROLSTON, Brian** ... Center/Left Wing ... 6'2" ... 200 ... Feb. 21, 1973 in Flint MI ... (#12) ... Acquired from Colorado with Samuel Pahlsson, Martin Grenier and 2000 first round draft pick (Timin Samuelsson) for Ray Bourque and Dave Andreychuk, Mar. 6, 2000 ... Acquired from NY Islanders with Mike Mottau for Yannick Riendeau and Marc Cantin, Feb. 27, 2012  
1999-00--2003-04; 2011-12 359 104 147 251 144 25 6 5 11 8  
**ROMANO, Roberto** ... Goal ... 5'6" ... 170 ... Oct. 10, 1962 in Montreal QBC ... (#1) ... Acquired from Pittsburgh for Pat Riggins, Feb. 6, 1987  
1986-87 1 - 0 0 0 - - - - -  
**RONTY, Paul** ... Center ... 6'0" ... 160 ... June 12, 1928 in Toronto ONT ... (#20) ... Traded to NY Rangers for Gus Kyle, Pentti Lund and cash, Sept. 20, 1951  
1947-48--1950-51 224 56 98 154 39 16 1 7 8 4  
**ROWE, Bobby** ... Right Wing/Defense ... 5'8" ... 160 ... Date unknown in Heathcote ONT ... (#3) ... Acquired from Seattle/WCHL for cash, Nov. 2, 1924  
1924-25 4 1 0 1 0 - - - - -  
**ROY, Andre** ... Left Wing ... 6'3" ... 202 ... Feb. 8, 1975 in Port Chester NY ... (#49) ... Fifth pick (sixth round), 151st overall, in the 1994 NHL Entry Draft  
1995-96--1996-97 13 0 2 2 12 - - - - -  
**ROY, Jean-Yves** ... Right Wing ... 5'10" ... 180 ... Feb. 17, 1969 in Rosemere QBC ... (#43) ... Signed as a free agent, July 9, 1996  
1996-97--1997-98 54 10 15 25 22 - - - - -  
**ROZZINI, Gino** ... Center ... 5'8" ... 150 ... Oct. 24, 1918 in Shawinigan Falls QBC ... (#9; #12) ... Signed as a free agent, Nov. 2, 1940  
1944-45 31 5 10 15 20 6 1 2 3 6  
**RUHNKE, Kent** ... Right Wing ... 6'1" ... 190 ... Sept. 18, 1952 in Toronto ONT ... (#16; #23) ... Signed to five-game try-out agreement, Mar. 30, 1976  
1975-76 2 0 1 1 0 - - - - -  
**RUNGE, Paul** ... Center/Left Wing ... 5'11" ... 167 ... Sept. 10, 1908 in Edmonton ALTA ... (#9) ... Signed as a free agent, Nov. 5, 1930 ... Traded to Philadelphia/Can-Am for cash, Sept., 1932 ... Acquired from Montreal for cash, Dec. 24, 1935 ... Traded to Montreal for cash, Apr., 1936  
1930-31--1931-32; 1935-36 48 8 3 11 22 2 0 0 0 2  
**RUZICKA, Vladimir** ... Center ... 6'3" ... 215 ... June 6, 1963 in Most CZE ... (#38) ... Acquired from Edmonton for Greg Hawgood, Oct. 22, 1990  
1990-91--1992-93 166 66 66 132 105 30 4 14 18 2  
**RYDER, Michael** ... Right Wing ... 6'0" ... 192 ... Mar. 31, 1980 in St. John's NFLD ... (#73) ... Signed as a free agent, July 1, 2008  
2008-09--2010-11 235 63 64 127 87 49 17 18 35 18

- S -



<b>ST. PIERRE, Martin</b> ... Center ... 5'9" ... 185 ... Aug. 11, 1983 in Ottawa ONT ... (#47) ...										
Acquired from Chicago for Pascal Pelletier, July 24, 2008										
2008-09	14	2	2	4	4	-	-	-	-	-
<b>SAMSONOV, Sergei</b> ... Left Wing ... 5'8" ... 184 ... Oct. 27, 1978 in Moscow RUS ... (#14) ...										
Second pick (first round), eighth overall, in the 1997 NHL Entry Draft ... Traded to Edmonton for Marty Reasoner, Yan Stastny and 2006 second round draft pick (Milan Lucic), Mar. 9, 2006										
1997-98--2005-06	514	164	212	376	103	35	9	15	24	0

**SAMUELSSON, Martin** ... Right Wing ... 6'2" ... 190 ... Jan. 25, 1982 in Upplands-Vasby SWE ... (#43) ... Second pick (first round), 27th overall, in the 2000 NHL Entry Draft  
2002-03--2003-04 14 0 1 1 2 - - - - -

**SANDERSON, Derek** ... Center ... 6'0" ... 185 ... June 16, 1946 in Niagara Falls ONT ... (#23; #27; #16) ... Signed with the WHA in the 1972 off-season ... Signed as a free agent, Feb., 1973 ... Traded to NY Rangers for Walt McKechnie, June 12, 1974  
1965-66--1973-74 389 135 159 294 686 50 17 12 29 187

**SANDFORD, Ed** ... Left Wing ... 6'1" ... 180 ... Aug. 20, 1928 in New Toronto ONT ... (#7) ... Traded to Detroit with Gilles Boisvert, Real Chevrefils, Warren Godfrey and Norm Corcoran for Marcel Bonin, Vic Stasiuk, Terry Sawchuk and Lorne Davis, June 3, 1955  
1947-48--1954-55 441 94 136 230 299 42 13 11 24 27

**SANDS, Charlie** ... Center/Right Wing ... 5'9" ... 160 ... May 23, 1911 in Fort William ONT ... (#4; #6) ... Acquired from Toronto for cash, May 12, 1934 ... Traded to Montreal with Ray Gettiffe for Herb Cain, Oct. 10, 1939  
1934-35--1938-39 211 63 38 101 36 13 2 3 5 0

**SARNER, Craig** ... Right Wing ... 5'11" ... 185 ... June 20, 1949 in St. Paul MN ... (#26, #29) ... Signed as a free agent, Mar., 1972  
1974-75 7 0 0 0 0 - - - - -

**SATAN, Miroslav** ... Right Wing ... 6'3" ... 191 ... Oct. 22, 1974 in Topolcany SVK ... (#81) ... Signed as a free agent, Jan. 3, 2010  
2009-10 38 9 5 14 12 13 5 5 10 16

**SATHER, Glen** ... Left Wing ... 5'11" ... 180 ... Sept. 2, 1943 in High River ALTA ... (#14) ... Claimed from Memphis/CHL in Inter-League Draft, June 8, 1965 ... Claimed by Pittsburgh in Intra-League Draft, June 11, 1969  
1966-67--1968-69 146 12 23 35 101 13 0 0 0 18

**SAUVE, Max** ... Center ... 6'0" ... 185 ... Jan. 30, 1990 in Tours, FRA ... (#74) ... Second pick, 47th overall, in the 2008 NHL Entry Draft  
2011-12 1 0 0 0 0 0 - - - - -

**SAUVE, Philippe** ... Goal ... 6'0" ... 190 ... Feb. 27, 1980 in Buffalo NY ... (#35) ... Acquired from Phoenix for Tyler Redenbach, Nov. 4, 2006  
2006-07 2 - 0 0 0 0 - - - - -

**SAVAGE, Andre** ... Center ... 6'0" ... 195 ... May 27, 1975 in Ottawa ONT ... (#54; #28) ... Signed as a free agent, June 18, 1998  
1998-99--2000-01 50 8 13 21 10 - - - - -

**SAVAGE, Gordon** ... Defense ... 6'0" ... 175 ... July 18, 1906 in Calgary ALTA ... Acquired from Montreal for Tommy Filmore and cash, Nov. 5, 1934 ... Traded to Montreal with cash for Jack Portland, Dec. 3, 1934  
1934-35 8 0 0 0 2 - - - - -

**SAVARD, Andre** ... Center ... 6'1" ... 185 ... Feb. 9, 1953 in Temiscamingue QBC ... (#11) ... First pick, sixth overall, in the 1973 NHL Amateur Draft  
1973-74--1975-76 228 52 62 114 144 31 5 7 12 35

**SAVARD, Marc** ... Center ... 5'10" ... 196 ... July 17, 1977 in Ottawa ONT ... (#71, #91) ... Signed as a free agent, July 1, 2006 ... Traded to Florida with Reilly Smith for Jimmy Hayes, July 1, 2015  
2006-07--2010-11 304 74 231 305 275 25 8 14 22 20

**SAWCHUK, Terry** ... Goal ... 5'11" ... 195 ... Dec. 28, 1929 in Winnipeg MAN ... (#1) ... Acquired from Detroit with Marcel Bonin, Lorne Davis and Vic Stasiuk for Gilles Boisvert, Real Chevrefils, Norm Corcoran, Warren Godfrey and Ed Sandford, June 3, 1955 ... Traded to Detroit for John Bucyk, June 10, 1957  
1955-56--1956-57 102 - 0 0 34 - - - - -

**SAWYER, Kevin** ... Left Wing ... 6'2" ... 205 ... Feb. 21, 1974 in Christina Lake BC ... (#14; #19) ... Acquired from St. Louis with Steve Staios for Steve Leach, Mar. 8, 1996  
1995-96--1996-97 4 0 0 0 5 - - - - -

**SCATCHARD, Dave** ... Center ... 6'3" ... 220 ... Feb. 20, 1976 in Hinton ALTA ... (#38) ... Signed as a free agent, Aug. 2, 2005 ... Traded to Phoenix for David Tanabe, Nov. 18, 2005  
2005-06 16 4 6 10 28 - - - - -

**SCHAEFER, Peter** ... Left Wing ... 6'1" ... 200 ... July 12, 1977 in Regina SASK ... (#72) ... Acquired from Ottawa for Shean Donovan, July 17, 2007 ... Bought out of contract, June 30, 2009  
2007-08 63 9 17 26 18 7 1 3 4 0

**SCHAFER, Paxton** ... Goal ... 5'9" ... 164 ... Feb. 26, 1976 in Medicine Hat ALTA ... (#1) ... Third pick (second round), 47th overall, in the 1995 NHL Entry Draft  
1996-97 3 - 0 0 0 - - - - -

**SCHALLER, Tim** ... Left Wing ... 6'1" ... 219 ... Nov. 16, 1990 in Merrimack NH ... (#59) ... Signed as a free agent, July 1, 2016  
2016-17 59 7 7 14 23 6 1 0 1 2

**SCHERZA, Charlie** ... Left Wing/Center ... 5'10" ... 190 ... Feb. 15, 1923 in Brandon MAN ... (#9) ... Traded to NY Rangers for cash, Nov., 1943  
1943-44 9 1 1 2 6 - - - - -

**SCHMAUTZ, Bob** ... Right Wing ... 5'9" ... 172 ... Mar. 28, 1945 in Saskatoon SASK ... (#11; #17) ... Acquired from Vancouver for Fred O'Donnell and Chris Oddleifson, Feb. 7, 1974 ... Traded to Edmonton for Dan Newman, Dec. 10, 1979  
1973-74--1979-80 354 134 161 295 444 70 26 30 56 90

**SCHMIDT, Clarence** ... Right Wing ... 5'11" ... 165 ... Sept. 17, 1925 in Williams MN  
1943-44 7 1 0 1 2 - - - - -

**SCHMIDT, John "Jackie"** ... Left Wing ... 5'10" ... 155 ... Nov. 11, 1924 in Odessa SASK ... (#7)  
1942-43 45 6 7 13 6 5 0 0 0 0

**SCHMIDT, Joseph** ... Defense ... 5'10" ... 157 ... Nov. 5, 1926 in Odessa SASK ... Signed as a free agent, Dec. 7, 1943  
1943-44 2 0 0 0 0 - - - - -

**SCHMIDT, Milt** ... Center ... 6'0" ... 185 ... Mar. 5, 1918 in Kitchener ONT ... (#15) ... Signed as a free agent, Oct. 9, 1935  
1936-37--1941-42; 1945-46--1954-55 776 229 346 575 466 86 24 25 49 60

**SCHNARR, Werner** ... Center ... 5'7" ... 145 ... Mar. 23, 1903 in Kitchener ONT ... (#9; #10) ... Signed as a free agent, Oct. 29, 1924  
1924-25--1925-26 26 0 0 0 0 - - - - -

**SCHOCK, Danny** ... Left Wing ... 5'11" ... 180 ... Dec. 30, 1948 in Terrace Bay ONT ... (#23) ... Traded to Philadelphia with Rick MacLeish for Mike Walton, Feb. 1, 1971  
1969-70--1970-71 6 0 0 0 0 1 0 0 0 0

**SCHOCK, Ron** ... Center ... 5'11" ... 180 ... Dec. 19, 1943 in Chapeau ONT ... (#23) ... Claimed by St. Louis in NHL Expansion Draft, June 6, 1967  
1963-64--1966-67 128 17 31 48 28 - - - - -

<b>SCHOENFELD, Jim</b> ... Defense ... 6'1" ... 200 ... Sept. 4, 1952 in Galt ONT ... (#13) ...														
Signed as a free agent, Aug. 19, 1983														
1983-84	39	0	2	2	20	-	-	-	-	-	-	-	-	-
<b>SECORD, Al</b> ... Left Wing ... 6'1" ... 205 ... Mar. 3, 1958 in Sudbury ONT ... (#20) ... First pick, 16th overall, in the 1978 NHL Amateur Draft ... Traded to Chicago for Mike O'Connell, Dec. 18, 1980														
1978-79--1980-81	166	39	26	65	337	14	0	3	3	69	-	-	-	-
<b>SEGUIN, Tyler</b> ... Center ... 6'1" ... 182 ... Jan. 31, 1992 in Brampton ONT ... (#19) ... First pick, second overall, in the 2010 NHL Entry Draft ... Traded to Dallas with Rich Peverley and Ryan Button for Loui Eriksson, Matt Fraser, Reilly Smith and Joe Morrow, July 4, 2013														
2010-11--2012-13	203	56	65	121	64	42	6	12	18	6	-	-	-	-
<b>SEIDENBERG, Dennis</b> ... Defense ... 6'1" ... 210 ... July 18, 1981 in Schwenningen, GER ... (#44) ... Acquired from Florida with Matt Bartkowski for Byron Bitz, Craig Weller and 2010 second round draft pick (Alexander Petrovic), Mar. 3, 2010														
2009-10--2015-16	401	23	94	117	164	50	2	13	15	37	-	-	-	-
<b>SEROWIK, Jeff</b> ... Defense ... 6'1" ... 210 ... Jan. 10, 1967 in Manchester NH ... (#49) ...														
Signed as a free agent, June 29, 1994														
1994-95	1	0	0	0	0	-	-	-	-	-	-	-	-	-
<b>SHACK, Ed</b> ... Left Wing ... 6'1" ... 200 ... Feb. 11, 1937 in Sudbury ONT ... (#23) ... Acquired from Toronto for Murray Oliver and cash, May 15, 1967 ... Traded to Los Angeles with Ross Lonsberry for Ken Turlik and 1971 (Ron Jones) and 1973 (Andre Savard) first round draft picks May 14, 1969														
1967-68--1968-69	120	34	30	64	181	13	0	3	3	29	-	-	-	-
<b>SHALDYBIN, Yevgeny</b> ... Defense ... 6'2" ... 198 ... July 29, 1975 in Novosibirsk USSR ... (#62) ... Sixth pick, 151st overall, in the 1995 NHL Entry Draft														
1996-97	3	1	0	1	0	-	-	-	-	-	-	-	-	-
<b>SHANAHAN, Sean</b> ... Center/Right Wing ... 6'3" ... 205 ... Feb. 8, 1951 in Toronto ONT ... (#7) ... Signed as a free agent, Oct. 13, 1977														
1977-78	6	0	0	0	7	-	-	-	-	-	-	-	-	-
<b>SHANNON, Gerry</b> ... Left Wing ... 5'11" ... 170 ... Oct. 25, 1910 in Campbellford ONT ... (#15; #16) ... Acquired from St. Louis for Frank Jerwa, Jan. 10, 1935 ... Traded to Montreal Maroons as future considerations portion of Oct. 26, 1936 Hooley Smith trade, Dec. 4, 1936														
1934-35--1935-36	40	1	2	3	10	4	0	0	0	2	-	-	-	-
<b>SHAW, David</b> ... Defense ... 6'2" ... 205 ... May 25, 1964 in St. Thomas ONT ... (#34) ... Acquired from Minnesota for future considerations, Sept. 2, 1992 ... Traded to Tampa Bay for 1996 third round draft pick (Jason Doyle), Aug. 17, 1995														
1992-93--1994-95	176	14	27	41	229	22	1	4	5	26	-	-	-	-
<b>SHAY, Norman</b> ... Defense/Right Wing ... 5'9" ... 158 ... Feb. 3, 1899 in Huntsville ONT ... (#7; #5) ... Signed as a free agent, Jan. 9, 1925 ... Traded to Toronto for cash, Jan. 14, 1926														
1924-25--1925-26	31	2	2	4	16	-	-	-	-	-	-	-	-	-
<b>SHEPPARD, Gregg</b> ... Center ... 5'8" ... 170 ... Apr. 23, 1949 in North Battleford SASK ... (#19) ... Traded to Atlanta for Dick Redmond, Sept. 6, 1978														
1972-73--1977-78	416	155	220	375	130	65	28	33	61	29	-	-	-	-
<b>SHEPPARD, John</b> ... Left Wing ... 5'7" ... 165 ... July 23, 1903 in Montreal QBC ... (#15) ... Acquired from NY Americans with Lloyd Gross and George Patterson for Bob Gracie and Art Chapman, Sept. 8, 1933 ... Released from contract, Nov. 24, 1933														
1933-34	4	0	0	0	0	-	-	-	-	-	-	-	-	-
<b>SHEWCHUK, Jack</b> ... Defense ... 6'1" ... 190 ... June 19, 1917 in Brantford ONT ... (#8; #19; #21) ... Signed as a free agent, Oct. 26, 1937														
1938-39--1942-43;														
1944-45	187	9	19	28	160	20	0	1	1	19	-	-	-	-
<b>SHIELDS, Allen</b> ... Defense ... 6'0" ... 188 ... May 10, 1907 in Ottawa ONT ... (#4) ... Loaned from NY Americans with future considerations (Terry Reardon and Tom Cooper, Oct. 17, 1937) for Joe Jerwa, Jan. 25, 1937 ... Returned to NY Americans following 1936-37 season														
1936-37	18	0	4	4	15	3	0	0	0	2	-	-	-	-
<b>SHIELDS, Steve</b> ... Goal ... 6'3" ... 215 ... July 19, 1972 in Toronto ONT ... (#31) ... Acquired from Anaheim for 2003 third round draft pick (Shane Hynes), June 25, 2002 ... Traded to Florida for future considerations, Oct. 5, 2003														
2002-03	36	-	0	0	8	2	-	0	0	0	-	-	-	-
<b>SHILL, Bill</b> ... Right Wing ... 6'1" ... 175 ... Mar. 6, 1923 in Toronto ONT ... (#9; #16) ... Traded to Montreal for cash, Feb. 15, 1947														
1942-43;														
1945-46--1946-47	79	21	13	34	18	7	1	2	3	2	-	-	-	-
<b>SHILL, Jack</b> ... Center ... 5'9" ... 175 ... Jan. 12, 1913 in Toronto ONT ... (#18) ... Loaned from Toronto for cash, May 12, 1934 ... Returned to Toronto following 1934-35 season														
1934-35	45	4	4	8	22	2	0	0	0	0	-	-	-	-
<b>SHOEBOTTOM, Bruce</b> ... Defense ... 6'2" ... 200 ... Aug. 20, 1965 in Windsor ONT ... (#40; #45) ... Signed as a free agent, July 20, 1987														
1987-88--1990-91	35	1	4	5	53	14	1	2	3	77	-	-	-	-
<b>SHORE, Eddie</b> ... Defense ... 5'11" ... 190 ... Nov. 25, 1902 in Fort Qu'Appelle SASK ... (#2) ... Acquired from Edmonton/WHL for cash, Aug. 20, 1926 ... Traded to NY Americans for Ed Wiseman and cash, Jan. 25, 1940														
1926-27--1939-40	540	103	176	279	1038	52	6	11	17	179	-	-	-	-
<b>SIEBERT, Albert "Babe"</b>														

2 -



# ALL-TIME ROSTER

<b>SODERBERG, Carl</b> ... Center ... 6'3" ... 198 ... Oct. 12, 1985 in Malmo SWE ... (#34) ... Acquired from St. Louis for Hannu Toivonen, July 23, 2007 ... Traded to Colorado for 2016 sixth round draft pick (Oskar Steen), June 25, 2015 2012-13-2014-15 161 29 65 94 68 14 1 5 6 2	
<b>SONGIN, Tom</b> ... Right Wing ... 6'3" ... 195 ... Dec. 20, 1953 in Norwood MA ... (#19; #28) ... Signed as a free agent, Oct. 10, 1978 1978-79-1980-81 43 5 5 10 22 - - - - -	
<b>SPARROW, Emory "Spunk"</b> ... Wing/Center ... 5'11" ... 180 ... Sept. 15, 1898 in Hartney MAN ... (#12) ... Loaned from Calgary/WCHL for cash, Dec. 8, 1924 ... Returned to Calgary, Jan. 5, 1925 1924-25 8 0 0 0 4 - - - - -	
<b>SPEER, Bill</b> ... Defense ... 5'11" ... 205 ... Mar. 20, 1942 in Lindsay ONT ... (#24) ... Claimed from Pittsburgh in Intra-League Draft, June 11, 1969 ... Traded to Providence/AHL for cash, Feb., 1971 1969-70-1970-71 28 1 3 4 8 8 1 0 1 4	
<b>SPENCER, Irvin</b> ... Defense ... 5'10" ... 180 ... Dec. 4, 1937 in Sudbury ONT ... (#22) ... Claimed from NY Rangers in Intra-League Draft, June 4, 1962 ... Claimed by Detroit in Intra-League Draft, June 4, 1963 1962-63 69 5 17 22 34 - - - - -	
<b>SPOONER, Ryan</b> ... Center ... 5'10" ... 180 ... Jan. 30, 1992 in Ottawa ONT ... (#51) ... Third pick (second round), 45th overall, in the 2010 NHL Entry Draft 2012-13-2016-17 214 32 85 117 57 4 0 2 2 0	
<b>SPRING, Frank</b> ... Right Wing ... 6'3" ... 216 ... Oct. 19, 1949 in Cranbrook BC ... (#28) ... Second pick (first round), fourth overall, in the 1969 NHL Amateur Draft ... Claimed by Philadelphia in Intra-League Draft, June 8, 1971 1969-70 1 0 0 0 0 - - - - -	
<b>STAFFORD, Drew</b> ... Right Wing ... 6'2" ... 214 ... Oct. 30, 1985 in Milwaukee WI ... (#19) ... Acquired from Winnipeg for 2018 sixth round draft pick, Mar. 1, 2017 2016-17 18 4 4 8 12 6 2 0 2 2	
<b>STAIOS, Steve</b> ... Defense ... 6'0" ... 185 ... July 28, 1973 in Hamilton ONT ... (#48) ... Acquired from St. Louis with Kevin Sawyer for Steve Leach, Mar. 8, 1996 ... Claimed off waivers by Vancouver, Mar. 18, 1997 1995-96-1996-97 66 3 8 11 75 3 0 0 0 0	
<b>STANFIELD, Fred</b> ... Center ... 5'10" ... 185 ... May 4, 1944 in Toronto ONT ... (#17) ... Acquired from Chicago with Phil Esposito and Ken R. Hodge for Gilles Marotte, Pit Martin and Jack Norris, May 16, 1967 ... Traded to Minnesota for Gilles Gilbert, May 22, 1973 1967-68-1972-73 448 135 274 409 80 55 17 29 46 6	
<b>STANLEY, Allan</b> ... Defense ... 6'1" ... 170 ... Mar. 1, 1926 in Timmins ONT ... (#10) ... Acquired from Chicago for cash, Oct. 8, 1956 ... Traded to Toronto for Jim Morrison, Oct. 8, 1958 1956-57-1957-58 129 12 50 62 82 12 1 3 4 6	
<b>STANTON, Paul</b> ... Defense ... 6'1" ... 195 ... June 22, 1967 in Boston MA ... (#25) ... Acquired from Pittsburgh for 1994 third round draft pick (Greg Crozier), Oct. 8, 1993 ... Traded to NY Islanders for 1995 eighth round draft pick (Ray Schultz), Feb. 10, 1995 1993-94 71 3 7 10 54 - - - - -	
<b>STAPLETON, Pat</b> ... Defense ... 5'8" ... 180 ... July 4, 1940 in Samia ONT ... (#4; #11) ... Claimed from Chicago in Intra-League Draft, June 13, 1961 ... Traded to Toronto with Orland Kurtenbach and Andy Heberton for Ron Stewart, June 8, 1965 1961-62-1962-63 90 2 8 10 50 - - - - -	
<b>STASIUK, Vic</b> ... Left Wing ... 6'0" ... 185 ... May 23, 1929 in Lethbridge ALTA ... (#7) ... Acquired from Detroit with Marcel Bonin, Lorne Davis and Terry Sawchuk for Gilles Boisvert, Real Chevrefils, Norm Corcoran, Warren Godfrey and Ed Sandford, June 3, 1955 1955-56-1960-61 378 125 166 291 461 29 6 8 14 26	
<b>STASTNY, Yan</b> ... Center ... 5'11" ... 175 ... Sept. 30, 1982 in Quebec City QBC ... (#43) ... Sixth pick (eighth round), 259th overall, in the 2002 NHL Entry Draft ... Traded to Edmonton for 2006 fourth round draft pick (James Delory), Aug. 30, 2005 ... Acquired from Edmonton with Marty Reasoner and 2006 second round draft pick (Milan Lucic) for Sergei Samsonov, Mar. 9, 2006 ... Traded to St. Louis for 2007 fifth round draft pick (Denis Reul), Jan. 16, 2007 2005-06-2006-07 38 1 5 6 29 - - - - -	
<b>STEMPNIAK, Lee</b> ... Right Wing ... 5'11" ... 196 ... Feb. 4, 1983 in Buffalo NY ... (#20) ... Acquired from New Jersey for 2016 fourth (Evan Cormier) and 2017 second (Mario Ferraro) round draft picks, Feb. 29, 2016 2015-16 19 3 7 10 4 - - - - -	
<b>STEVENS, Kevin</b> ... Left Wing ... 6'3" ... 217 ... Apr. 15, 1965 in Brockton MA ... (#25) ... Acquired from Pittsburgh with Shawn McEachern for Bryan Smolinski, Glen Murray and 1996 third round draft pick (Boyd Kane), Aug. 2, 1995 ... Traded to Los Angeles for Rick Tocchet, Jan. 25, 1996 1995-96 41 10 13 23 49 - - - - -	
<b>STEVENS, Mike</b> ... Left Wing ... 6'0" ... 202 ... Dec. 30, 1965 in Kitchener ONT ... (#36) ... Acquired from Vancouver for cash, Oct. 6, 1987 1987-88 7 0 1 1 9 - - - - -	
<b>STEVENS, Phil</b> ... Center/Defense ... 5'11" ... 165 ... Feb. 15, 1893 in St. Lambert QBC ... (#5) ... Signed as a free agent, Nov. 14, 1925 1925-26 17 0 0 0 0 - - - - -	
<b>STEVENSON, Shayne</b> ... Right Wing ... 6'1" ... 190 ... Oct. 26, 1970 in Newmarket ONT ... (#49) ... First pick, 17th overall, in the 1989 NHL Entry Draft ... Claimed by Tampa Bay in NHL Expansion Draft, June 18, 1992 1990-91-1991-92 19 0 1 1 28 - - - - -	
<b>STEWART, Al</b> ... Left Wing ... 6'0" ... 195 ... Jan. 31, 1964 in Fort St. John BC ... (#31) ... Acquired from New Jersey for future considerations, Oct. 16, 1991 ... Retired due to personal reasons, Oct. 29, 1991 1991-92 4 0 0 0 17 - - - - -	
<b>STEWART, Bob</b> ... Defense ... 6'1" ... 206 ... Nov. 10, 1950 in Charlottetown PEI ... Fourth pick (first round), 13th overall, in the 1970 NHL Amateur Draft ... Traded to California with Reggie Leach and Rick Smith for Carol Vadnais and Don O'Donoghue, Feb. 23, 1972 1971-72 8 0 0 0 15 - - - - -	
<b>STEWART, Cam</b> ... Left Wing ... 5'11" ... 196 ... Sept. 18, 1971 in Kitchener ONT ... (#26; #16) ... Second pick (third round), 63rd overall, in the 1990 NHL Entry Draft 1993-94-1996-97 83 3 7 10 72 13 1 3 4 9	
<b>STEWART, Charles</b> ... Goal ... 5'7" ... 140 ... Nov. 13, 1895 in Carleton Place ONT ... (#1) ... Signed as a free agent, Dec. 25, 1924 ... Loaned to Hamilton/Can-Pro, Jan. 28, 1927 1924-25-1926-27 77 - 0 0 0 - - - - -	

<b>STEWART, Jim</b> ... Goal ... 5'11" ... 170 ... Apr. 23, 1957 in Cambridge MA ... (#31) ... Signed as a free agent, Sept., 1979 1979-80 1 - 0 0 0 - - - - -	
<b>STEWART, Nels</b> ... Center ... 6'1" ... 195 ... Dec. 29, 1902 in Montreal QBC ... (#7) ... Acquired from Montreal Maroons for cash, Oct. 17, 1932 ... Traded to NY Americans with Joe Jerwa for cash, Sept. 28, 1935 ... Rights returned to Boston from NY Americans, May 27, 1936 ... Traded to NY Americans for cash, Dec. 19, 1936 1932-33-1934-35; 1936-37 153 64 55 119 181 9 2 1 3 4	
<b>STEWART, Ron</b> ... Center ... 5'11" ... 171 ... July 11, 1932 in Calgary ALTA ... (#7; #12) ... Acquired from Toronto for Orland Kurtenbach, Andy Heberton and Pat Stapleton, June 8, 1965 ... Claimed by St. Louis in NHL Expansion Draft, June 6, 1967 1965-66-1966-67 126 34 26 60 48 - - - - -	
<b>STOCK, P. J.</b> ... Center ... 5'10" ... 190 ... May 26, 1975 in Montreal QBC ... (#42) ... Claimed from NY Rangers in Waiver Draft, Sept. 29, 2001 2001-02-2003-04 130 1 12 13 282 6 1 0 1 19	
<b>STUART, Billy</b> ... Defense ... 5'11" ... 190 ... Feb. 1, 1900 in Sackville NB ... (#12; #14; #8) ... Acquired from Toronto for cash, Dec. 14, 1924 ... Traded to Minneapolis/AHA with cash and future considerations for Nobby Clark and Norman Gainer, Oct. 24, 1927 1924-25-1926-27 101 14 5 19 91 8 0 0 0 6	
<b>STUART, Brad</b> ... Defense ... 6'2" ... 220 ... Nov. 6, 1979 in Rocky Mountain House ALTA ... (#6) ... Acquired from San Jose with Wayne Primeau and Marco Sturm for Joe Thornton, Nov. 30, 2005 ... Traded to Calgary with Wayne Primeau and Washington's 2008 fourth round draft pick (T.J. Brodie) for Andrew Ference and Chuck Kobasew, Feb. 10, 2007 2005-06-2006-07 103 17 31 48 62 - - - - -	
<b>STUART, Mark</b> ... Defense ... 6'2" ... 216 ... Apr. 27, 1984 in Rochester MN ... (#45) ... First pick, 21st overall, in the 2003 NHL Entry Draft ... Traded to Atlanta with Blake Wheeler for Rich Peverley and Boris Valabik, Feb. 18, 2011 2005-06-2010-11 283 13 27 40 284 22 0 2 2 21	
<b>STUMPEL, Jozef</b> ... Center ... 6'3" ... 210 ... July 20, 1972 in Nitra SVK ... (#48; #16; #22) ... Second pick, 40th overall, in the 1991 NHL Entry Draft ... Traded to Los Angeles with Sandy Moger and 1998 fourth round draft pick (Pierre Dagenais) for Dmitri Khristich and Byron Dafeo, Aug. 29, 1997 ... Acquired from Los Angeles with Glen Murray for Jason Allison and Mikko Eloranta, Oct. 24, 2001 ... Traded to Los Angeles with 2003 seventh round draft pick (Miroslav Hanuljak) for 2003 fourth (Patrik Valcack) and 2004 second (Martins Karsums) draft picks, June 20, 2003 1991-92-1996-97; 2001-02-2002-03 424 75 206 281 80 34 2 13 15 4	
<b>STURM, Marco</b> ... Left Wing ... 6'0" ... 195 ... Sept. 8, 1978 in Dingolfing GER ... (#16) ... Acquired from San Jose with Brad Stuart and Wayne Primeau for Joe Thornton, Nov. 30, 2005 ... Traded to Los Angeles for future considerations, Dec. 11, 2010 2005-06-2009-10 302 106 87 193 156 14 2 2 4 10	
<b>SUBBAN, Malcolm</b> ... Goal ... 6'2" ... 200 ... Dec. 21, 1993 in Toronto ONT ... (#70) ... First pick, 24th overall, in the 2012 NHL Entry Draft 2014-15-2016-17 2 - 0 0 0 - - - - -	
<b>SULLIVAN, George "Red"</b> ... Center ... 5'11" ... 155 ... Dec. 24, 1929 in Peterborough ONT ... (#12) ... Traded to Chicago for cash, Sept. 10, 1954 1949-50-1952-53 102 15 21 36 32 12 0 0 0 2	
<b>SULLIVAN, Mike</b> ... Center ... 6'2" ... 190 ... Feb. 27, 1968 in Marshfield MA ... (#42) ... Acquired from Calgary for 1998 seventh round draft pick (Radek Duda), June 21, 1997 ... Claimed by Nashville in NHL Expansion Draft, June 26, 1998 1997-98 77 5 13 18 34 6 0 1 1 2	
<b>SUTHERLAND, Max</b> ... Left Wing ... 5'10" ... 165 ... Feb. 8, 1907 in Grenfell SASK ... Acquired from Seattle/PCHL for cash, Oct. 21, 1931 1931-32 2 0 0 0 0 - - - - -	
<b>SUTTER, Ron</b> ... Center ... 6'0" ... 180 ... Dec. 2, 1963 in Viking ALTA ... (#10) ... Signed as a free agent, Mar. 9, 1996 1995-96 18 5 7 12 24 5 0 0 0 8	
<b>SVEDBERG, Niklas</b> ... Goal ... 6'0" ... 176 ... Sept. 4, 1989 in Sollentuna SWE ... (#72) ... Signed as a free agent, May 29, 2012 2013-14-2014-15 19 - 0 0 0 - - - - -	
<b>SWEENEY, Bob</b> ... Center/Right Wing ... 6'3" ... 200 ... Jan. 25, 1964 in Concord MA ... (#42; #20) ... Sixth pick, 123rd overall, in the 1982 NHL Entry Draft ... Claimed off waivers by Buffalo, Oct. 9, 1992 1986-87-1991-92 382 81 112 193 504 87 13 16 29 185	
<b>SWEENEY, Don</b> ... Defense ... 5'10" ... 184 ... Aug. 17, 1966 in St. Stephen NB ... (#32) ... Eighth pick, 166th overall, in the 1984 NHL Entry Draft 1988-89-2002-03 1052 52 210 262 663 103 9 10 19 78	
<b>SWEENEY, Tim</b> ... Left Wing ... 5'11" ... 185 ... Apr. 12, 1967 in Boston MA ... (#51; #41; #42; #16) ... Signed as a free agent, Sept. 16, 1992 ... Claimed by Anaheim in NHL Expansion Draft, June 24, 1993 ... Signed as a free agent, Aug. 9, 1995 1992-93; 1995-96-1996-97 91 19 26 45 34 4 0 0 0 2	
<b>SYLVESTRI, Don</b> ... Goal ... 6'0" ... 180 ... June 2, 1961 in Sudbury ONT ... (#30) ... Eighth pick (ninth round), 182nd overall, in the 1981 NHL Entry Draft 1984-85 3 - 0 0 2 - - - - -	

- T -



<b>TALBOT, Maxime</b> ... Center ... 5'11" ... 190 ... Feb. 11, 1982 in Lemoyne QBC ... (#25) ... Acquired from Colorado with Paul Carey for Jordan Caron and 2016 sixth round draft pick (Oskar Steen), Mar. 2, 2015 2014-15-2015-16 56 2 8 10 17 - - - - -	
---	--





# ALL-TIME ROSTER

**WARD, Dixon** ... Right Wing ... 6'0" ... 200 ... Sept. 23, 1968 in Leduc ALTA ... (#29) ... Signed as a free agent, Nov. 3, 2000

2000-01 63 5 13 18 65 - - - - -  
**WARD, Don** ... Defense ... 6'2" ... 200 ... Oct. 19, 1935 in Sarnia ONT ... (#18) ... Claimed from Calgary/WHL in Inter-League Draft, June 9, 1959 ... Traded to Portland/WHL with Gene Achtymichuk as future considerations portion of May, 1961 Don Head trade, Aug., 1961  
 1959-60 31 0 1 1 16 - - - - -

**WARSOFSKY, David** ... Defense ... 5'9" ... 170 ... May 30, 1990 in Marshfield MA ... (#79) ... Acquired from St. Louis for Vladimir Sobotka, June 26, 2010  
 2013-14-2014-15 10 1 2 3 0 - - - - -

**WARWICK, Grant** ... Right Wing ... 5'6" ... 155 ... Oct. 11, 1921 in Regina SASK ... (#12) ... Acquired from NY Rangers for Billy Taylor and future considerations (Pentti Lund and Ray Manson, June, 1948), Feb. 6, 1948 ... Traded to Montreal for cash, Oct. 10, 1949  
 1947-48-1948-49 76 28 20 48 22 10 2 3 5 4

**WATSON, Joe** ... Defense ... 5'10" ... 185 ... July 6, 1943 in Smithers BC ... (#14) ... Claimed by Philadelphia in NHL Expansion Draft, June 6, 1967  
 1964-65; 1966-67 73 2 14 16 38 - - - - -

**WEBSTER, Tom** ... Right Wing ... 5'10" ... 170 ... Oct. 4, 1948 in Kirkland Lake ONT ... (#11; #21; #22) ... Claimed by Buffalo in NHL Expansion Draft, June 10, 1970  
 1968-69-1969-70 11 0 3 3 11 1 0 0 0 0

**WEILAND, Ralph "Cooney"** ... Center ... 5'7" ... 150 ... Nov. 5, 1904 in Seaforth ONT ... (#7; #14) ... Acquired from Minneapolis/AHA for cash, Dec. 23, 1927 ... Traded to Ottawa for Joe Lamb and cash, July 25, 1932 ... Acquired from Detroit with Walt Buswell for Marty Barry and Art Giroux, June 30, 1935  
 1928-29-1931-32; 1935-36-1938-39 365 131 105 236 123 36 10 8 18 8

**WEINRICH, Eric** ... Defense ... 6'1" ... 215 ... Dec. 19, 1966 in Roanoke VA ... (#27) ... Acquired from Montreal for Patrick Traverse, Feb. 21, 2001  
 2000-01 22 1 5 6 10 - - - - -

**WENSINK, John** ... Left Wing ... 6'0" ... 200 ... Apr. 1, 1953 in Cornwall ONT ... (#18) ... Signed as a free agent, Oct. 12, 1976 ... Claimed by Quebec in Waiver Draft, Oct. 10, 1980  
 1976-77-1979-80 248 57 55 112 429 40 2 6 8 86

**WESLEY, Glen** ... Defense ... 6'1" ... 197 ... Oct. 2, 1968 in Red Deer ALTA ... (#26) ... First pick, third overall, in the 1987 NHL Entry Draft ... Traded to Hartford for 1995 (Kyle McLaren), 1996 (Johnathan Aitken) and 1997 (Sergei Samsonov) first round draft picks, Aug. 26, 1994  
 1987-88-1993-94 537 77 230 307 421 105 15 32 47 109

**WESTFALL, Ed** ... Right Wing ... 6'1" ... 197 ... Sept. 19, 1940 in Belleville ONT ... (#18) ... Claimed by NY Islanders in NHL Expansion Draft, June 6, 1972  
 1961-62-1971-72 727 126 213 339 410 50 13 17 30 29

**WHEELER, Blake** ... Right Wing ... 6'5" ... 208 ... Aug. 31, 1986 in Robbinsdale MN ... (#42; #26) ... Signed as a free agent, July 1, 2008 ... Traded to Atlanta with Mark Stuart for Rich Peverley and Boris Valabik, Feb. 18, 2011  
 2008-09-2010-11 221 50 60 110 131 21 1 5 6 6

**WHITFIELD, Trent** ... Center ... 5'11" ... 209 ... June 17, 1977 in Estevan SASK ... (#42) ... Signed as a free agent, July 13, 2009  
 2009-10; 2011-12 17 0 1 1 7 4 0 0 0 0

**WHITMORE, Kay** ... Goal ... 5'11" ... 175 ... Apr. 10, 1967 in Sudbury ONT ... (#31) ... Acquired from Edmonton for cash, July 20, 2000  
 2000-01 5 - 0 0 0 - - - - -

**WIDEMAN, Dennis** ... Defense ... 6'0" ... 208 ... Mar. 20, 1983 in Kitchener ONT ... (#6) ... Acquired from St. Louis for Brad Boyes, Feb. 27, 2007 ... Traded to Florida with 2010 first (Derek Forbort) and 2011 third (Kyle Rau) round draft picks for Nathan Horton and Gregory Campbell, June 22, 2010  
 2006-07-2009-10 256 33 86 119 165 30 1 20 21 6

**WIEMER, Jim** ... Defense ... 6'4" ... 216 ... Jan. 9, 1961 in Sudbury ONT ... (#30; #36) ... Signed as a free agent, July 6, 1989  
 1989-90-1993-94 201 11 47 58 259 40 2 7 9 36

**WILCOX, Archie** ... Right Wing/Defense ... 5'11" ... 195 ... May 9, 1904 in Montreal QBC ... (#15) ... Claimed off waivers from Montreal Maroons, Jan. 29, 1934 ... Traded to St. Louis for Burr Williams, Dec. 2, 1934  
 1933-34 14 0 1 1 2 - - - - -

**WILKINS, Barry** ... Defense ... 6'0" ... 190 ... Feb. 28, 1947 in Toronto ONT ... (#27) ... Claimed by Vancouver in NHL Expansion Draft, June 10, 1970  
 1966-67; 1968-69-1969-70 8 1 0 1 2 - - - - -

**WILKINSON, John "Jack"** ... Defense ... 5'11" ... 195 ... July 9, 1911 in Ottawa ONT ... (#25) ... Acquired from St. Louis for Archie Wilcox, Dec. 2, 1934 ... Traded to Detroit for cash, Dec. 31, 1934  
 1934-35 7 0 0 0 6 - - - - -

**WILLIAMS, Tom** ... Right Wing ... 5'11" ... 180 ... Apr. 17, 1940 in Duluth MN ... (#11) ... Traded to Minnesota with Barry Gibbs for 1969 first round draft pick (Don Tannahill) and future considerations (Fred O'Donnell, May 7, 1971), May 7, 1969 ... Acquired from California for cash, Mar. 5, 1972 ... Traded to Washington for cash, July 22, 1974  
 1961-62-1968-69 390 96 136 232 115 4 1 0 1 2

**WILSON, Gordie** ... Left Wing ... 6'0" ... 175 ... Aug. 13, 1932 in Port Arthur ONT ... (#25) ... Acquired from St. Louis for Archie Wilcox, Dec. 2, 1934 ... Traded to Detroit for cash, Dec. 31, 1934  
 1934-35 7 0 0 0 6 - - - - -

**WILSON, Landon** ... Right Wing ... 6'2" ... 216 ... Mar. 13, 1975 in St. Louis MO ... (#27) ... Acquired from Colorado with Anders Myrvold for 1998 first round draft pick (Robyn Regehr), Nov. 22, 1996  
 1996-97-1999-00 130 12 21 33 91 9 1 1 2 8

**WILSON, Ross "Lefty"** ... Goal ... 5'11" ... 178 ... Oct. 15, 1919 in Toronto ONT ... Loaned from Detroit to replace injured Don Simmons, Dec. 29, 1957  
 1957-58 1 - 0 0 0 - - - - -

**WILSON, Wally** ... Center ... 5'11" ... 165 ... May 25, 1921 in Berwick NS ... (#22) ... Acquired from Toronto for cash, Aug. 17, 1947  
 1947-48 53 11 8 19 18 1 0 0 0 0

**WINKLER, Hal** ... Goal ... 5'8" ... 150 ... Mar. 20, 1892 in Greta MAN ... (#11) ... Acquired from NY Rangers for cash, Jan. 17, 1927  
 1926-27-1927-28 67 - 0 0 0 10 - 0 0 0

**WINNES, Chris** ... Right Wing ... 6'0" ... 201 ... Feb. 12, 1968 in Ridgefield CT ... (#40) ... Ninth pick (eighth round), 161st overall, in the 1987 NHL Entry Draft  
 1990-91-1992-93 29 1 4 5 6 1 0 0 0 0

**WISEMAN, Ed** ... Right Wing ... 5'7" ... 160 ... Dec. 28, 1912 in Newcastle NB ... (#7) ... Acquired from NY Americans with cash for Eddie Shore, Jan. 25, 1940  
 1939-40-1941-42 111 30 52 82 18 22 8 4 12 2

**WOYTOWICH, Bob** ... Defense ... 6'0" ... 185 ... Aug. 18, 1941 in Winnipeg MAN ... (#8) ... Claimed from NY Rangers in Intra-League Draft, June 10, 1964 ... Claimed by Minnesota in NHL Expansion Draft, June 6, 1967  
 1964-65-1966-67 153 6 34 40 134 - - - - -

**WOZNIEWSKI, Andy** ... Defense ... 6'5" ... 225 ... May 25, 1980 in Chicago IL ... (#44) ... Signed as a free agent, Sept. 9, 2009  
 2009-10 2 0 0 0 0 - - - - -

- Y -



**YACKEL, Ken** ... Right Wing ... 5'11" ... 195 ... Mar. 5, 1932 in St. Paul MN ... (#12) ... Acquired from NY Rangers for cash, Sept. 30, 1958  
 1958-59 6 0 0 0 2 2 0 0 0 2

**YELLE, Stephane** ... Center ... 6'2" ... 183 ... May 9, 1974 in Ottawa ONT ... (#18) ... Signed as a free agent, Sept. 3, 2008  
 2008-09 77 7 11 18 32 11 0 1 1 2

**YORK, Jason** ... Defense ... 6'1" ... 200 ... May 20, 1970 in Nepean ONT ... (#25) ... Signed as a free agent, July 21, 2006  
 2006-07 49 1 7 8 32 - - - - -

**YOUNG, Carl "C. J."** ... Right Wing ... 5'10" ... 180 ... Jan. 1, 1968 in Waban MA ... (#18) ... Acquired from Calgary for Brent Ashton, Feb. 1, 1993  
 1992-93 15 4 5 9 12 - - - - -

- Z -



**ZAMUNER, Rob** ... Left Wing ... 6'3" ... 203 ... Sept. 17, 1969 in Oakville ONT ... (#17) ... Signed as a free agent, July 6, 2001  
 2001-02-2003-04 178 26 24 50 58 18 0 2 2 8

**ZANON, Greg** ... Defense ... 5'11" ... 202 ... June 5, 1980 in Burnaby BC ... (#6) ... Acquired from Minnesota for Steven Kampfer, Feb. 27, 2012  
 2011-12 17 1 1 2 4 7 0 1 1 0

**ZANUSSI, Joe** ... Defense ... 5'10" ... 180 ... Sept. 25, 1947 in Rossland BC ... (#29) ... Acquired from NY Rangers with Brad Park and Jean Ratelle for Phil Esposito and Carol Vadnais, Nov. 7, 1975 ... Traded to St. Louis for Rick Smith, Dec. 20, 1976  
 1975-76-1976-77 68 1 8 9 38 4 0 1 1 2

**ZEHR, Jeff** ... Left Wing ... 6'3" ... 195 ... Dec. 10, 1978 in Woodstock ONT ... (#54) ... Signed as a free agent, June 21, 1999  
 1999-00 4 0 0 0 2 - - - - -

**ZHAMNOV, Alexei** ... Center ... 6'1" ... 204 ... Oct. 1, 1970 in Moscow RUS ... (#10) ... Signed as a free agent, Aug. 4, 2005  
 2005-06 24 1 9 10 30 - - - - -

**ZHOLTOK, Sergei** ... Center ... 6'0" ... 190 ... Dec. 2, 1972 in Riga, LAT ... (#11) ... Second pick (third round), 55th overall, in the 1992 NHL Entry Draft  
 1992-93-1993-94 25 2 2 4 2 - - - - -

**ZINOVIEV, Sergei** ... Center ... 5'10" ... 185 ... Mar. 4, 1980 in Novokuznetsk, RUS ... (#54) ... Sixth pick (third round), 73rd overall, in the 2000 NHL Entry Draft  
 2003-04 10 0 1 1 2 - - - - -

**ZOMBO, Rick** ... Defense ... 6'1" ... 202 ... May 8, 1963 in Des Plaines, IL ... (#34) ... Acquired from St. Louis for Fred Knipscheer, Oct. 2, 1995  
 1995-96 67 4 10 14 53 - - - - -

# ALL-TIME GOALTENDING ROSTER

NOTE - Goaltenders are also listed in the previous roster pages with their personal information, years played, assists, points and penalty minutes. The following lists their goaltending statistics. Career regular season statistics are on the first line and playoff statistics (if any) are on the second line.

## LEGEND:

Goaltender	GP	MINS	W-L-T-O	GA	GAA	SO
ABBOTT, George	1	60	0-1-0-0	7	7.00	0
ADAMS, John	14	780	9-3-1-0	39	3.00	1
AULD, Alex	23	1213	9-7-5	47	2.32	2
BAILEY, Scott	19	965	6-6-2-0	55	3.42	0
BALES, Mike	1	25	0-0-0-0	1	2.40	0
BARON, Marco	64	3578	31-24-5-0	203	3.40	1
Playoffs	1	20	0-1-0	3	9.00	0
BELANGER, Yves	8	328	2-0-3-0	19	3.48	0
BENNETT, Harvey	25	1470	10-12-2-0	103	4.20	0
BERTHIAUME, Daniel	8	399	1-4-2-0	21	3.16	0
BIBEAULT, Paul	42	2490	14-22-6-0	161	3.88	2
Playoffs	7	437	3-4-0	22	3.02	0
BILLINGTON, Craig	35	1753	15-14-3-0	98	3.35	1
Playoffs	2	85	0-1-0	7	4.94	0
BITTNER, Dick	1	60	0-0-1-0	3	3.00	0
BLUE, John	41	2266	14-16-7-0	111	2.94	1
Playoffs	2	96	0-1-0	5	3.13	0
BRIMSEK, Frank	444	27010	230-144-70-0	1160	2.58	35
Playoffs	68	4394	32-36-0	186	2.54	2
BRODERICK, Ken	20	1104	9-8-1-0	48	2.61	1
BROOKS, Ross	54	3047	37-7-6-0	134	2.64	4
Playoffs	1	20	0-0-0	3	9.00	0
CAREY, Jim	29	1500	8-15-1-0	88	3.52	2
CASEY, Jon	57	3192	30-15-9-0	153	2.88	4
Playoffs	11	698	5-6-0	34	2.92	0
CHADWICK, Ed	4	240	0-3-1-0	22	5.50	0
CHEEVERS, Gerry	416	24274	229-101-74-0	1168	2.89	26
Playoffs	88	5396	53-34-0	242	2.69	8
CHEVELDAE, Tim	2	93	0-1-0-0	5	3.23	0
COLVIN, Les	1	60	0-1-0-0	4	4.00	0
COURTEAU, Maurice	6	360	2-4-0-0	33	5.50	0
CRAIG, Jim	23	1272	9-7-6-0	78	3.68	0
CUDE, Wilf	2	120	1-1-0-0	6	3.00	1
DAFOE, Byron	283	16365	132-104-40-0	627	2.30	25
Playoffs	24	1547	10-14-0	59	2.29	3
DAMORE, Nick	1	60	1-0-0-0	3	3.00	0
DASKALAKIS, Cleon	12	506	3-4-1-0	41	4.86	0
DEFELICE, Norm	10	600	3-5-2-0	30	3.00	0
DeGUIDICE, Matt	11	434	2-5-1-0	28	3.87	0
EVANS, Claude	1	60	0-0-1-0	4	4.00	0
FERNANDEZ, Manny	32	1888	18-10-0-3	87	2.76	2
FINLEY, Brian	2	59	0-1-0-0	3	3.05	0
FOSTER, Norm	3	184	2-1-0-0	14	4.57	0
FOWLER, Norman	7	420	1-6-0-0	43	6.14	0
FRANKS, Jim	1	60	0-1-0-0	6	6.00	0
GAMBLE, Bruce	80	4800	18-51-11-0	318	3.98	1
GARDINER, Bert	41	2460	17-19-5-0	212	5.17	1
GELINEAU, Jack	141	8460	46-62-33-0	429	3.04	7
Playoffs	4	260	1-2-0	7	1.62	1
GILBERT, Gilles	277	15915	155-73-39-0	782	2.95	16
Playoffs	31	1859	17-14-0	93	3.00	3
GILL, Andre	5	270	3-2-0-0	13	2.89	1
GRAHAME, John	76	4246	29-30-9-0	196	2.77	4
GRAHAME, Ron	40	2328	26-6-7-0	107	2.76	3
Playoffs	4	202	2-1-0	7	2.08	0
GRANT, Benny	1	60	0-1-0-0	10	10.00	0
GUSTAVSSON, Jonas	24	1258	11-9-0-1	57	2.72	1
HACKETT, Jeff	18	990	8-9-0-0	53	3.21	1
Playoffs	3	179	1-2-0	5	1.68	0
HEAD, Don	38	2280	9-26-3-0	161	4.24	2
HENDERSON, John	46	2688	15-15-15-0	113	2.52	5
Playoffs	2	120	0-2-0	8	4.00	0
HENRY, Gordon	3	180	1-2-0-0	5	1.67	1
Playoffs	5	283	0-4-0	21	4.45	0
HENRY, Jim	237	14172	93-98-45-0	608	2.57	23
Playoffs	23	1381	9-14-0	68	2.95	1
JACKSON, Percy	5	272	1-1-1-0	9	1.99	0
JOHNSON, Chad	27	1511	17-4-0-3	53	2.10	2
JOHNSTON, Ed	444	25747	180-193-57-0	1384	3.23	27

Playoffs	13	765	7-6-0	37	2.90	1
JUNKIN, Joe	1	8	0-0-0-0	0	0.00	0
KEANS, Doug	154	8635	83-46-13-0	479	3.33	4
Playoffs	6	360	2-4-0	26	4.33	0
KEENAN, Don	1	60	0-1-0-0	4	4.00	0
KHUDOBIN, Anton	31	1748	17-10-0-2	71	2.44	1
LACHER, Blaine	47	2636	22-16-4-0	123	2.80	4
Playoffs	5	283	1-4-0	12	2.54	0
LEMELIN, Reggie	183	10308	92-62-17-0	531	3.09	6
Playoffs	28	1500	12-10-0	77	3.08	1
LOCKHART, Howard	2	120	0-2-0-0	11	5.50	0
LUMLEY, Harry	78	4680	35-33-10-0	245	3.14	6
Playoffs	8	496	3-5-0	25	3.02	0
MacDONALD, Joey	7	358	2-2-0-1	16	2.68	0
McINTYRE, Zane	8	333	0-4-1	22	3.96	0
MILLAR, Al	6	360	1-4-1-0	25	4.17	0
MOFFAT, Mike	19	979	7-7-2-0	70	4.29	0
Playoffs	11	663	6-5-0	38	3.44	0
MOOG, Andy	261	15056	136-75-36-0	772	3.08	13
Playoffs	70	4068	36-32-0	203	2.99	3
NORRIS, Jack	23	1380	10-11-2-0	85	3.70	1
PARENT, Bernie	57	3105	15-32-5-0	190	3.67	1
PEETERS, Pete	171	9939	91-57-16-0	496	2.99	9
Playoffs	21	1264	9-12-0	75	3.56	1
PERREAU, Bob	22	1287	3-12-6-0	85	3.96	1
PETTIE, Jim	21	1157	9-7-2-0	71	3.68	1
PLANTE, Jacques	8	480	7-1-0-0	16	2.00	2
Playoffs	2	120	0-2-0	10	5.00	0
POTVIN, Felix	28	1608	12-8-6-0	67	2.50	4
PRONOVOST, Claude	1	60	1-0-0-0	0	0.00	1
RANFORD, Bill	122	6928	52-49-14-0	368	3.19	6
Playoffs	8	482	1-7-0	31	3.86	0
RASK, Tuukka	395	22601	204-123-0-48	844	2.24	38
Playoffs	53	3450	30-23-0	122	2.12	5
RAYCROFT, Andrew	108	6050	43-46-10-2	264	2.62	3
Playoffs	7	447	3-4-0	16	2.15	1
REDDING, George	1	11	0-0-0-0	1	5.45	0
REECE, Dave	14	777	7-5-2-0	43	3.32	2
RIENDEAU, Vincent	29	1541	10-12-2-0	77	3.00	1
Playoffs	2	120	1-1-0	8	4.00	0
RIGGIN, Pat	49	2785	20-16-9-0	156	3.36	1
Playoffs	1	60	0-1-0	3	3.00	0
RING, Bobby	1	33	0-0-0-0	4	7.27	0
ROBERTS, Maurice	2	90	0-1-0-0	5	3.33	0
ROMANO, Roberto	1	60	0-1-0-0	6	6.00	0
SAUVE, Philippe	2	41	0-0-0-0	4	5.85	0
SAWCHUK, Terry	102	6120	40-43-19-0	262	2.57	11
SCHAFER, Paxton	3	77	0-0-0-0	6	4.68	0
SHIELDS, Steve	36	2113	12-13-9-0	97	2.75	0
Playoffs	2	119	0-2-0	6	3.03	0
SIGALET, Jordan	1	1	0-0-0-0	0	0.00	0
SIMMONS, Don	169	10087	67-71-30-0	487	2.90	15
Playoffs	21	1471	11-10-0	54	2.20	3
SKUDRA, Peter	25	1116	6-12-1-0	62	3.33	0
STEWART, Charles	77	4742	30-41-5-0	194	2.45	10
STEWART, Jim	1	20	0-1-0-0	5	15.00	0
SUBBAN, Malcolm	2	62	0-2-0-0	6	5.81	0
SVEDBERG, Niklas	19	961	8-5-0-1	37	2.31	2
SYLVESTRI, Don	3	102	0-0-2-0	6	3.53	0
TALLAS, Rob	87	4442	26-35-10-0	211	2.85	3
THOMAS, Tim	378	21792	196-121-0-45	899	2.48	31
Playoffs	50	3145	29-21-0	107	2.04	6
THOMPSON, Cecil	468	28948	252-153-63-0	962	1.99	74
Playoffs	33	2298	15-18-0	66	1.72	6
TOIVONEN, Hannu	38	2056	12-14-0-5	114	3.33	1
TOPPAZZINI, Jerry	1	1	0-0-0	0	0.00	0
TURCO, Marty	5	260	2-2-0	16	3.69	0
VACHON, Rogie	91	5186	44-30-12	300	3.47	2
Playoffs	4	184	0-2-0	17	5.54	0
WHITMORE, Kay	5	203	1-2-0-0	18	5.32	0
WILSON, Ross	1	52	0-0-1-0	1	1.15	0
WINKLER, Hal	67	4225	32-22-13-0	110	1.56	19
Playoffs	10	640	2-3-5	18	1.69	2



# ALL-TIME COACHING RECORDS

NOTE - Following are the all-time regular season records of Boston Bruins coaches.

LEGEND	GP	W	L	T	OT	PTS	WIN%
<b>BOUCHER, George</b> 1949-50	70	22	32	16	-	60	.429
<b>BOWNESS, Rick</b> 1991-92	80	36	32	12	-	84	.525
<b>BURNS, Pat</b> 1997-98 1998-99 1999-2000 2000-01 TOTAL	82 82 82 8 254	39 39 24 3 105	30 30 39 4 103	13 13 19 1 46	- - 6 - 6	91 91 73 7 262	.555 .555 .445 .438 .516
<b>CASSIDY, Bruce</b> 2016-17	27	18	8	-	1	37	.685
<b>CHEEVERS, Gerry</b> 1980-81 1981-82 1982-83 1983-84 1984-85 TOTAL	80 80 80 80 56 376	37 43 50 49 25 204	30 27 20 25 24 126	13 10 10 6 7 46	- - - - - -	87 96 110 104 57 454	.544 .600 .688 .650 .509 .604
<b>CHERRY, Don</b> 1974-75 1975-76 1976-77 1977-78 1978-79 TOTAL	80 80 80 80 80 400	40 48 49 51 43 231	26 15 23 18 23 105	14 17 8 11 14 64	- - - - - -	94 113 106 113 100 526	.588 .706 .663 .706 .625 .658
<b>CLAPPER, Aubrey "Dit"</b> 1945-46 1946-47 1947-48 1948-49 TOTAL	50 60 60 60 230	24 26 23 29 102	18 23 24 23 88	8 11 13 8 40	- - - - -	56 63 59 66 244	.560 .525 .492 .550 .530
<b>CREIGHTON, Fred</b> 1979-80	73	40	20	13	-	93	.637
<b>FTOREK, Robbie</b> 2001-02 2002-03 TOTAL	82 73 155	43 33 76	24 28 52	6 8 14	9 4 13	101 78 179	.616 .534 .577
<b>GORING, Butch</b> 1985-86 1986-87 TOTAL	80 13 93	37 5 42	31 7 38	12 1 13	- - -	86 11 97	.538 .423 .522
<b>GUIDOLIN, Armand</b> 1972-73 1973-74 TOTAL	26 78 104	20 52 72	6 17 23	0 9 9	- - -	40 113 153	.769 .724 .736
<b>JOHNSON, Tom</b> 1970-71 1971-72 1972-73 TOTAL	78 78 52 208	57 54 31 142	14 13 16 43	7 11 5 23	- - - -	121 119 67 307	.776 .763 .644 .738
<b>JULIEN, Claude</b> 2007-08 2008-09 2009-10 2010-11 2011-12 2012-13 2013-14 2014-15 2015-16 2016-17 TOTAL	82 82 82 82 82 48 82 82 82 55 759	41 53 39 46 49 28 54 41 42 26 419	29 19 30 25 29 14 19 27 31 23 246	- - - - - - - - - - -	12 10 13 11 4 6 9 14 9 6 94	94 116 91 103 102 62 117 96 93 58 932	.573 .707 .555 .628 .622 .646 .713 .585 .567 .527 .614
<b>KASPER, Steve</b> 1995-96 1996-97 TOTAL	82 82 164	40 26 66	31 47 78	11 9 20	- - -	91 61 152	.555 .372 .463
<b>KEENAN, Mike</b> 2000-01	74	33	28	7	6	79	.538
<b>LEWIS, Dave</b> 2006-07	82	35	41	-	6	76	.463
<b>MILBURY, Mike</b> 1989-90 1990-91 TOTAL	80 80 160	46 44 90	25 24 49	9 12 21	- - -	101 100 201	.631 .625 .628

<b>O'CONNELL, Mike</b> 2002-03	9	3	3	3	0	9	.500
<b>O'REILLY, Terry</b> 1986-87 1987-88 1988-89 TOTAL	67 80 80 227	34 44 37 115	27 30 29 86	6 6 14 26	- - - -	74 94 88 256	.552 .588 .550 .564
<b>PATRICK, Frank</b> 1934-35 1935-36 TOTAL	48 48 96	26 22 48	16 20 36	6 6 12	- - -	58 50 108	.604 .521 .563
<b>PATRICK, Lynn</b> 1950-51 1951-52 1952-53 1953-54 1954-55 TOTAL	70 70 70 70 30 310	22 25 28 32 10 117	30 29 29 28 14 130	18 16 13 10 6 63	- - - - - -	62 66 69 74 26 297	.443 .471 .493 .529 .433 .479
<b>ROSS, Art</b> 1924-25 1925-26 1926-27 1927-28 1928-29 1929-30 1930-31 1931-32 1932-33 1933-34 1936-37 1937-38 1938-39 1941-42 1942-43 1943-44 1944-45 TOTAL	30 36 44 44 44 44 44 48 48 48 48 48 48 48 50 50 50 772	6 17 21 20 26 38 28 15 25 18 30 36 25 24 19 16 387	24 15 20 13 13 5 10 21 15 25 18 11 10 17 26 30 290	0 4 3 11 5 1 6 12 8 5 7 7 2 6 9 5 95	- - - - - - - - - - - - - - - -	12 38 45 51 57 57 77 62 42 58 41 58 50 53 67 74 67 869	.200 .528 .511 .580 .648 .875 .705 .438 .604 .427 .552 .698 .771 .583 .570 .430 .360 .563
<b>SCHMIDT, Milt</b> 1954-55 1955-56 1956-57 1957-58 1958-59 1959-60 1960-61 1962-63 1963-64 1964-65 1965-66 TOTAL	40 70 70 70 70 70 70 56 70 70 70 726	13 23 34 27 32 28 15 13 18 21 21 245	12 34 24 28 29 34 42 31 40 43 43 360	15 13 12 15 9 8 13 12 12 6 6 121	- - - - - - - - - - - -	41 59 80 69 73 64 43 38 45 48 48 611	.513 .421 .571 .493 .521 .457 .307 .339 .343 .343 .343 .421
<b>SINDEN, Harry</b> 1966-67 1967-68 1968-69 1969-70 1979-80 1984-85 TOTAL	70 74 76 76 7 24 327	17 37 42 40 6 11 153	43 27 18 17 1 10 116	10 10 16 19 0 3 58	- - - - - - -	44 84 100 99 12 25 364	.314 .568 .658 .651 .857 .521 .557
<b>SULLIVAN, Mike</b> 2003-04 2005-06 TOTAL	82 82 164	41 29 70	19 37 56	15 - 15	7 16 23	104 74 178	.634 .451 .543
<b>SUTTER, Brian</b> 1992-93 1993-94 1994-95 TOTAL	84 84 48 216	51 42 27 120	26 29 18 73	7 13 3 23	- - - -	109 97 57 263	.649 .577 .594 .609
<b>WATSON, Phil</b> 1961-62 1962-63 TOTAL	70 14 84	15 1 16	47 8 55	8 5 13	- - -	38 7 45	.271 .250 .268
<b>WEILAND, Ralph</b> 1939-40 1940-41 TOTAL	48 48 96	31 27 58	12 8 20	5 13 18	- - -	67 67 134	.698 .698 .698

# ALL-TIME COACHING RECORDS

NOTE - Following are the all-time playoff records of Boston Bruins coaches.

LEGEND:	Season	GP	W	L	T	WIN%
BOWNESS, Rick	1992	15	8	7	0	.533
BURNS, Pat	1998	6	2	4	0	.333
	1999	12	6	6	0	.500
	TOTAL	18	8	10	0	.444
CASSIDY, Bruce	2017	6	2	4	0	.333
CHEEVERS, Gerry	1981	3	0	3	0	.000
	1982	11	6	5	0	.545
	1983	17	9	8	0	.529
	1984	3	0	3	0	.000
	TOTAL	34	15	19	0	.441
CHERRY, Don	1975	3	1	2	0	.333
	1976	12	5	7	0	.417
	1977	14	8	6	0	.571
	1978	15	10	5	0	.667
	1979	11	7	4	0	.636
	TOTAL	55	31	24	0	.564
CLAPPER, Aubrey	1946	10	5	5	0	.500
	1947	5	1	4	0	.200
	1948	5	1	4	0	.200
	1949	5	1	4	0	.200
	TOTAL	25	8	17	0	.320
FTOREK, Robbie	2002	6	2	4	0	.333
GORING, Butch	1986	3	0	3	0	.000
GUIDOLIN, Armand	1973	5	1	4	0	.200
	1974	16	10	6	0	.625
	TOTAL	21	11	10	0	.524
JOHNSON, Tom	1971	7	3	4	0	.429
	1972	15	12	3	0	.800
	TOTAL	22	15	7	0	.682
JULIEN, Claude	2008	7	3	4	0	.429
	2009	11	7	4	0	.636
	2010	13	7	6	0	.538
	2011	25	16	9	0	.640
	2012	7	3	4	0	.429
	2013	22	14	8	0	.636
	2014	12	7	5	0	.583
	TOTAL	97	57	40	0	.588
KASPER, Steve	1996	5	1	4	0	.200
MILBURY, Mike	1990	21	13	8	0	.619
	1991	19	10	9	0	.526
	TOTAL	40	23	17	0	.575

O'CONNELL, Mike	2003	5	1	4	0	.200
O'REILLY, Terry	1987	4	0	4	0	.000
	1988	23	12	10	1	.543
	1989	10	5	5	0	.500
	TOTAL	37	17	19	1	.473
PATRICK, Frank	1935	4	1	3	0	.250
	1936	2	1	1	0	.500
	TOTAL	6	2	4	0	.333
PATRICK, Lynn	1951	6	1	4	1	.250
	1952	7	3	4	0	.429
	1953	11	5	6	0	.455
	1954	4	0	4	0	.000
	TOTAL	28	9	18	1	.339
ROSS, Art	1927	8	2	2	4	.500
	1928	2	0	1	1	.250
	1929	5	5	0	0	1.000
	1930	6	3	3	0	.500
	1931	5	2	3	0	.400
	1933	5	2	3	0	.400
	1937	3	1	2	0	.333
	1938	3	0	3	0	.000
	1939	12	8	4	0	.667
	1942	5	2	3	0	.400
	1943	9	4	5	0	.444
	1945	7	3	4	0	.429
	TOTAL	70	32	33	5	.493
SCHMIDT, Milt	1955	5	1	4	0	.200
	1957	10	5	5	0	.500
	1958	12	6	6	0	.500
	1959	7	3	4	0	.429
	TOTAL	34	15	19	0	.441
SINDEN, Harry	1968	4	0	4	0	.000
	1969	10	6	4	0	.600
	1970	14	12	2	0	.857
	1980	10	4	6	0	.400
	1985	5	2	3	0	.400
	TOTAL	43	24	19	0	.558
SULLIVAN, Mike	2004	7	3	4	0	.429
SUTTER, Brian	1993	4	0	4	0	.000
	1994	13	6	7	0	.462
	1995	5	1	4	0	.200
	TOTAL	22	7	15	0	.318
WEILAND, Ralph	1940	6	2	4	0	.333
	1941	11	8	3	0	.727
	TOTAL	17	10	7	0	.588



# ALL-TIME SWEATER NUMBERS

Note - Bold names indicate player in whose honor that number has been retired.

**1**  
Harvey Bennett, Paul Bibeault, Craig Billington, Frank Brimsek, Ed Chadwick, Sprague Cleghorn, Les Colvin, Maurice Courteau, Norman Fowler, Bruce Gamble, Bert Gardiner, Jack Gelineau, Gilles Gilbert, Gordon Henry, Jim Henry, Ed Johnston, Joe Junkin, Reggie Lemelin, Howard Lockhart, Harry Lumley, Pete Peeters, Bob Perreault, Andrew Raycroft, Pat Riggan, Maurice Roberts, Roberto Romano, Terry Sawchuk, Paxton Schafer, Don Simmons, Charles Stewart, Cecil "Tiny" Thompson, Marty Turco, Rogie Vachon

**2**  
George Carroll, Lloyd Cook, Pat Egan, Lionel Hitchman, Bill Hollett, Stan Jackson, **Eddie Shore**

**3**  
Fred Bergdinon, Charles Cahill, George Carroll, Sprague Cleghorn, **Lionel Hitchman**, Bill Hollett, Stan Jackson, Herb Mitchell, Bobby Rowe

**4**  
Bob Armstrong, Herb Cain, Pat Egan, Ferny Flaman, Harry Frost, Ted Graham, Jimmy Herbets, Myles Lane, Al Langlois, Bob McCord, Bert McInenly, **Bobby Orr**, George Owen, Eric Pettinger, Walter "Babe" Pratt, Max Quackenbush, Charlie Sands, Alex Smith, Pat Stapleton



Bobby Orr watched his number 4 banner go to the Garden rafters on January 9, 1979.

**5**  
**Aubrey "Dit" Clapper**, Carson Cooper, Stan Jackson, Gordon Keats, Guy Lapointe, Bernie Morris, Normie Shay, Alf Skinner, Phil Stevens

**6**  
Bob Beckett, Nick Beverley, Carl "Buddy" Boone, Don Cherry, John Crawford, Darryl Edestrand, Glen Featherstone, Mike Forbes, Percy Galbraith, Ray Getliffe, Warren Godfrey, Bob Gracie, Ted Green, Lionel Heinrich, Bronco Horvath, Alexei Kasatonov, Gord Kluzak, Gus Kyle, Charles Larose, Vic Lynn, Dan McGillis, Colin Miller, Herb Mitchell, Gord Murphy, Clayton Pachal, Corey Potter, Wade Redden, Dick Redmond, Charlie Sands, Reginald "Hooley" Smith, Brad Stuart, Joe Thornton, Dennis Wideman, Greg Zanon

**7**  
Bill Bennett, Ray Bourque, Norm Calladine, Harry Connor, Carson Cooper, **Phil Esposito**, Red Green, Orland Kurtenbach, Hubert "Pit" Martin, Cliff Pennington, Terry Reardon, Ed Sanford, John Schmidt, Sean Shanahan, Normie Shay, Vic Stasiuk, Nels Stewart, Ron Stewart, Ralph "Cooney" Weiland, Eddie Wiseman

**8**  
Marty Barry, Archie Briden, Lyndon Byers, John Carter, Wayne Connelly, Gary Dornhoefer, Norman "Dutch" Gainor, Jeannot Gilbert, Fred Harris, Murray Henderson, Ken R. Hodge, Stan Jackson, Roger Jenkins, Fleming Mackell, Joe Matte, Peter McNab, Harry Meeking, **Cam Neely**, Jim Nill, Jack Portland, Jack Shewchuk, Dallas Smith, Des Smith, Billy Stuart, Bob Woytowich

**9**  
Irwin Boyd, **John Bucyk**, Joe Carveth, Roy Conacher, Duncan Fisher, Cal Gardner, George Geran, Roy Goldsworthy, Paul Haynes, Frank Mario, Harry Oliver, Aldo Palazzari, Jimmy Peters, George Redding, Jack Riley, Gino Rozzini, Paul Runge, Charlie Scherza, Werner Schnarr, Bill Shill



John "Chief" Bucyk acknowledges the crowd's cheers during his March 13, 1980 ceremony.

**10**  
Brandon Bochenski, Charlie Burns, Charles Cahill, Bill Carson, Billy Coutu, Bill Cowley, Bob Davie, Ferny Flaman, Fred Gordon, Thomas Gradin, Ken D. Hodge, Tom Johnson, Dmitri Kwartalnov, Joe Lamb, Hal Laycoe, Cameron Mann, Gilles Marotte, Sandy McCarthy, Marty McInnis, Jim Morrison, Alex Motter, Billy O'Dwyer, Barry Pederson, Jean Ratelle, George Redding, Eddie Rodden, Werner Schnarr, Rick Smith, Allan Stanley, Ron Sutter, Carol Vadnais, Alexei Zhamnov

**11**  
Per-Johan Axelsson, John Beattie, Bobby Benson, Jack Bionda, John Brackenborough, Charles Cahill, Gregory Campbell, Wayne Carleton, Bob Carpenter, Anson Carter, Bill Cupolo, Hal Darragh, Grant Erickson, Robert "Red" Hamill, Mel Hill, Leland Harrington, Jimmy Hayes, Fern Headley, Don Gallinger, Steve Kasper, Jack McGill, Doug Morrison, Joe Mullen, George Owen, Gordon Pettinger, Bill Quackenbush, Earl Reibel, Andre Savard, Bobby Schmautz, Pat Stapleton, Charles Stewart, Mike Walton, Tom Webster, Tom Williams, Hal Winkler, Sergei Zholtok

**12**  
Murray Balfour, Wayne Brown, Randy Burridge, Lyndon Byers, Wayne Cashman, Real Chevrefils, Art Chisholm, Aubrey "Dit" Clapper, Lorne Ferguson, Tom Fitzgerald, Simon Gagne, Terry Gray, Bep Guidolin, Andy Heberton, Wayne Hicks, Wilbert "Dutch" Hiller, Bill Hollett, Jarome Iginla, Stan Jackson, Tomas Kaberle, Dmitri Khristich, Chuck Kobasew, Morris Lukowich, Mickey Mackay, Wayne Maxner, Pat McReavy, Adam Oates, Barry Pederson, Gordon Redahl, Vic Ripley, Brian Rolston, Albert "Babe" Siebert, Emory Sparrow, Ron Stewart, Billy Stuart, George Sullivan, Billy Taylor, Grant Warwick, Ken Yackel

**13**  
Stanislav Chistov, Matt Glennon, Bill Guerin, Charles Larose, Ken Linseman, Glen Metropolit, Grigori Panteleev, Jim Schoenfeld, Wes Walz

**14**  
Jason Allison, Garnet "Ace" Bailey, Frank Boll, Charles Cahill, Robert Cimetta, Brett Connolly, Joe Corvo, Geoff Courtinall, Terry Crisp, Bill Derlago, Woody Dumart, Ferny Flaman, Dave Forbes, Armand Gaudreault, Mike Gillis, Leland Harrington, Orville Heximer, Forbes Kennedy, Orland Kurtenbach, Jeff Lazaro, Craig MacTavish, Joe Matte, Shawn McEachern, Bob Miller, Anders Myrvold, James O'Neill, Andre Pronovost, Gord Roberts, Sergei Samsonov, Glen Sather, Kevin Sawyer, Billy Stuart, Michael Thelven, Joe Watson, Ralph "Cooney" Weiland

**15**  
Oscar Aubuchon, Bill Carson, Max Kaminsky, Myles Lane, **Milt Schmidt**, Gerry Shannon, John Sheppard, Ken Smith

**16**  
Earl Anderson, Ken Belanger, Adam Brown, Gordie Clark, Kaspars Daugavins, Bob Davie, Cy Denneny, Peter Douris, Lorne Duguid, Ray Getliffe, Ed Harrison, Andy Hilbert, Mel Hill, Art Jackson, Leo Labine, Steve Langdon, Ron Lyons, Clare Martin, Jack McGill, Pat McReavy, Rick Middleton, Fred O'Donnell, Murray Oliver, Jake Rathwell, Randy Robitaille, Maurice Roberts, Kent Ruhnke, Derek Sanderson, Gerry Shannon, Bill Shill, Cam Stewart, Jozef Stumpel, Marco Sturm, Tim Sweeney

**17**  
Dave Barr, Shawn Bates, Bobby Bauer, Wayne Connelly, Bill Cowley, Dave Creighton, Ab DeMarco, Bill Jennings, Stan Jonathan, Milan Lucic, Nevin Markwart, Shawn McEachern, Don McKenney, Jack Norris, Jean-Paul Parise, Davis Payne, Dean Prentice, Dave Reid, Alan Rittinger, Derek Sanderson, Bobby Schmautz, Fred Stanfield, Petr Tenkrat, Rob Zamuner

**18**  
Brent Ashton, Ed Barry, Gus Bodnar, Marcel Bonin, Jack Caffery, Keith Crowder, Bob Gould, Mel Hill, Nathan Horton, Brent Hughes, Art Jackson, Harvey Jackson, Norm Johnson, Steve Kraftcheck, Rich Leduc, Norm McAtee, Jack McGill, Jack McIntyre, Walt McKechnie, Kyle McLaren, Ian Moran, Mark Mowers, Hank Nowak, Barry Pederson, Dan Poliziani, Jack Shill, Petri Skriko, Ken Smith, Reilly Smith, Orval Tessier, Bill Thoms, John Wensink, Ed Westfall, Stephane Yelle, C. J. Young

**19**  
Ed Chamberlain, Jack Church, John Crawford, Mariusz Czerkawski, Ab DeMarco Jr., Rob DiMaio, Reggie Fleming, Jean-Paul Gladu, Don Grosso, Russ Kopak, Bobby Lalonde, Normand Leveille, Pentti Lund, Mark Marquess, Clare Martin, Tom J. McCarthy, Jack McGill, John McKenzie, Doug Mohns, Ray Neufeld, Dave Poulin, Terry Reardon, Kevin Sawyer, Tyler Seguin, Gregg Sheppard, Jack Shewchuk, Tom Songin, Drew Stafford, Joe Thornton, Jerry Toppazzini

**20**  
Darren Banks, Leo Boivin, Todd Elik, Guyle Fielder, Dwight Foster, Bruce Gordon, Martin Lapointe, Tommy Lehmann, Jim Morrison, Riley Nash, Mike O'Connell, Daniel Paille, Mike Parson, Wayne Primeau, Paul Ronty, Al Secord, Al Sims, Dallas Smith, Ken Smith, Bryan Smolinski, Lee Stempniak, Bob Sweeney, Darren Van Impe

**21**  
Bill Anderson, Murray Costello, Nathan Dempsey, Ted Donato, Loui Eriksson, Bill Ezinicki, Andrew Ference, Jim Harrison, Brad Isbister, Phil Krake, Jim Lorentz, Parker MacDonald, Don Marcotte, Clare Martin, Frank Martin, Ab McDonald, Glen Murray, Eric Nickulas, Sean O'Donnell, Brad Palmer, Barry Pederson, Walter "Babe" Pratt, John Quilty, Stephane Quintal, Jack Shewchuk, Dave Silk, Frank Simonetti, Jerry Toppazzini, Tom Webster

**22**  
Don Awrey, Ken Baumgartner, Bob Beers, Ivan Boldirev, Marcel Bonin, Norm Corcoran, Bob Dillabough, Shean Donovan, Mikko Eloranta, Doug Gibson, Mike Gillis, Butch Goring, Michael Grosse, Larry Hillman, Joe Klukay, Bill Knibbs, Ed Kryzanowski, Brian Leetch, Bill Lesuk, Jim Lorentz, Dick Meissner, Chris Oddleifson, Ed Panagabko, Brad Park, Floyd Smith, Irv Spencer, Jozef Stumpel, Michael Thelven, Shawn Thornton, Rick Tocchet, Tom Webster, Wally Wilson

**23**  
Marcel Bonin, Sean Brown, Jack Capuano, John Emmons, Lorne Ferguson, Jakob Forsbacka Karlsson, Jean-Guy Gendron, Taylor Hall, Steve Heinze, Randy Hillier, Craig Janney, Jeff Jillson, Joe Juneau, Chris Kelly, Steve Langdon, Josh Langfeld, Paul Mara, Steve Montador, Terry O'Reilly, John Peirson, Ray Maluta, Doug Morrison, Peter Popovic, Matt Ravlich, Kent Ruhnke, Derek Sanderson, Dan Schock, Ron Schock, Ed Shack, Charlie Simmer, Al Sims, Rick Smith

**24**  
Pete Babando, Jim Bartlett, Bob Beckett, Lorne Davis, Lorne Ferguson, Barry Gibbs, Ted Hodgson, Steve Kraftcheck, Larry Leach, Bob Leiter, **Terry O'Reilly**, Larry Regan, Bill Speer

**25**  
Andy Brickley, Brandon Carlo, Gary Doak, Matt Fraser, Hal Gill, Warren Godfrey, Doug Kostynski, Mike Krushelnyski, Trent McCleary, Al Nicholson, Willie O'Ree, Garry Peters, Willi Plett, Stephane Richer, Wayne Rivers, Dan Schock, Louis Sleigher, Paul Stanton, Kevin Stevens, Max Talbot, Mike Walton, Gordie Wilson, Jason York

**26**  
Don Awrey, Brad Boyes, Alain Cote, Bill Goldsworthy, Doug Halward, Mike Knuble, John-Michael Liles, Mike Milbury, Mats Naslund, Craig Sarner, Al Simmons, Cam Stewart, Tim Taylor, Glen Wesley, Blake Wheeler



# ALL-TIME SWEATER NUMBERS

**27**

Earl Anderson, John Arbour, Dave Barr, Steve Begin, Nick Beverley, Dave Christian, Austin Czarnik, Gary Dornhoefer, Dwight Foster, Jean Gauthier, Doug Gibson, Dougie Hamilton, Chris Hayes, Marty Howe, Dave Hynes, Bobby Joyce, Steve Langdon, Guy Lapointe, Reggie Leach, Steve Leach, Ray Maluta, Wayne Maxner, Mike Milbury, Mike Mottau, Glen Murray, Sean O'Donnell, Samuel Pahlsson, Jean-Paul Parise, Derek Sanderson, Mats Thelin, Mike Walton, Barry Wilkins, Landon Wilson

**28**

John Adams, Earl Anderson, Wade Brookbank, Wade Campbell, Dean Chynoweth, Gordie Clark, Tom Fergus, Garry Galley, Bill Goldsworthy, Rod Graham, Bob Gryp, Matti Hagman, Jamie Huscroft, Dan LaCouture, Steve Langdon, Reed Larson, Ray Maluta, Dominic Moore, Shaone Morrisson, Gord Murphy, Ron Murphy, Chris Oddleifson, Dennis O'Brien, Paul O'Neil, Clayton Pachal, Mark Recchi, Doug Roberts, Andre Savage, Barry Smith, Tom Songin, Mikhail Tatarinov

**29**

Scott Arniel, Alex Auld, Mariusz Czerkawski, Nathan Dempsey, Dave Donnelly, Luc Dufour, Landon Ferraro, Norm Foster, John Gruden, Doug Halward, Andy Hilbert, Greg Johnston, Jarmo Kekalainen, Darin Kimble, Brian Lawton, Ross Lonsberry, Dean Malkoc, Troy Mallette, Don Marcotte, Brad McCrimmon, Marty McSorley, Jay Miller, Jon Morris, Petteri Nokelainen, Jay Pandolfo, Jim Pettie, Paul Popiel, Felix Potvin, Marc Potvin, Dave Reece, Craig Sarner, Al Sims, Petri Skriko, Dennis Vaske, Dixon Ward, Joe Zanussi

**30**

Mike Bales, Ross Brooks, Jim Carey, Jon Casey, Gerry Cheevers, Jim Craig, John Grahame, Jeff Hackett, Chad Johnson, Mike Moffat, Chris Nilan, Bernie Parent, Bill Ranford, Dave Reece, Pat Riggin, Don Sylvestri, Tim Thomas, Jim Wiemer

**31**

John Adams, Rick Adduono, Marco Baron, Yves Belanger, Daniel Berthiaume, Ken Broderick, John Carter, Gerry Cheevers, Tim Cheveldae, Ron Grahame, Stan Jonathan, Doug Keane, Blaine Lacher, Joey MacDonald, Zane McIntyre, Mike Milbury, Jim Pettie, Jacques Plante, Dave Reid, Jamie Rivers, Steve Shields, Al Stewart, Jim Stewart, Kay Whitmore

**32**

John Carter, Geoff Courtnall, Bruce Crowder, Jeff Hoggan, Nick Johnson, Craig MacTavish, Bob Miller, Graeme Nicolson, Dany Sabourin, Don Sweeney

**33**

Marco Baron, John Blum, Lyndon Byers, Anson Carter, Zdeno Chára, Alain Côté, Matt DelGuidice, Mike Gillis, Benoit Hogue, Greg Johnston, Sheldon Kennedy, Steve Langdon, Craig MacDonald, Daniel Marois, Scott McLellan, Larry Melnyk, Graeme Nicolson, Jeff Norton, Krzysztof Oliwa, Scott Pellerin, Hannu Toivonen

**34**

Bob Beers, Bryan Berard, Paul Boutilier, Lyndon Byers, Geoff Courtnall, Brian Curran, Byron Dafoe, Mike Gillis, Shane Hnidy, Doug Kostynski, Dave Reid, David Shaw, Carl Soderberg, Rick Zombo

**35**

Cleon Daskalakis, Manny Fernandez, Greg Hawgood, Anton Khudobin, Andy Moog, Philippe Sauve, Peter Skudra, Robbie Tallas

**36**

Ron Flockhart, Norm Foster, John Gruden, Ivan Huml, Grant Ledyard, Moe Lemay, Zac Rinaldo, Mike Stevens, Jim Wiemer

**37**

Ralph Barahona, Clayton Beddoes, Paul Beraldo, Patrice Bergeron, Randy Burridge, Alain Côté, Lou Crawford, Lee Goren, Paul Guay, Dominic Lavoie, Moe Lemay, Dave Pasin, Vincent Riendeau, Mattias Timander, Wes Walz

**38**

Bobby Allen, Dave Andreychuk, Wade Campbell, Jordan Caron, Greg Hawgood, Jay Henderson, Doug Morrison, Kraig Nienhuis, Jon Rohloff, Vladimir Ruzicka, Dave Scatchard, Chris Taylor

**39**

Scott Bailey, Matt Beleskey, John Blue, Denis Cheryakov, Lou Crawford, Norm Foster, Matt Glennon, Travis Green, Greg Hawgood, Ron Hoover, Greg Johnston, Zdenek Kutlak, Joel Prpic

**40**

Mark Cornforth, Alain Côté, Ted Donato, P. C. Drouin, Brett Harkins, Greg Hawgood, Eric Healey, Daniel Lacroix, Alan May, Tuukka Rask, Bruce Shoebottom, Chris Winnes

**41**

Andrew Alberts, Jason Allison, Joonas Kemppainen, Zdenek Kutlak, Guy Larose, Andrej Meszaros, Anders Myrvold, Allen Pedersen, Tim Sweeney, Dave Thomlinson, Philip Von Stefenelli

**42**

David Backes, John Byce, Peter Ferraro, Brent Hughes, Mikko Makela, Mike Millar, Pascal Pelletier, P. J. Stock, Mike Sullivan, Bob Sweeney, Tim Sweeney, Zach Trotman, Blake Wheeler, Trent Whitfield

**43**

Matt Bartkowski, Bob Beers, Danton Heinen, Matt Hervey, Al Iafate, Richard Jackman, Martins Karsums, Fred Knipscheer, Drew Larman, Joe Murphy, Ray Podloski, Randy Robitaille, Jean-Yves Roy, Martin Samuelsson, Yan Stastny

**44**

Nick Boynton, Dave Ellett, Ron Hoover, Dean Malkoc, Glen Murray, Rob O'Gara, Davis Payne, Dennis Seidenberg, Aaron Ward, Andy Wozniowski

**45**

John Blue, Aaron Downey, Dale Dunbar, Paul Guay, Steve Heinze, Aaron Johnson, Robert Lang, Andrew McKim, Sandy Moger, Carl Mokosak, Joe Morrow, Andrei Nazarov, Bruce Shoebottom, Mark Stuart, Darren Van Impe

**46**

Ted Donato, Jonathan Girard, David Krejci, Kyle McLaren, Sean Pronger, Barry Richter, Tony Tuzzolino

**47**

Dean Chynoweth, John Grahame, Ryan Hughes, Gord Hynes, Petr Kalus, Steven Kampfer, Torey Krug, Eric Nickulas, Martin St. Pierre, Mattias Timander

**48**

Chris Bourque, Matt Grzelcyk, Joe Hulbig, Matt Hunwick, Chris Kelleher, Fred Knipscheer, Jay Leach, Colin Miller, Randy Robitaille, Steve Staios, Jozef Stumpel, Graeme Townshend

**49**

Johnathan Aitken, Joe Juneau, Matt Lashoff, Rich Peverley, Andre Roy, Jeff Serowik, Shayne Stevenson

**50**

Daniel Berthiaume, Clark Donatelli, Ben Guite, Jonas Gustavsson, Jonathan Sigalet, Chris Taylor

**51**

Brian Dobbin, Jay Henderson, Andrei Kovalenko, Nathan Robinson, Ryan Spooner, Tim Sweeney

**52**

Carl Corazzini, David Emma, Zach Hamill, Matt Irwin, Sean Kuraly, Matt Lindblad, Petr Prajsler, Nate Thompson

**53**

Seth Griffith, Derek Morris, Jeremy Reich, Brandon Smith, Dennis Smith

**54**

Adam McQuaid, Andre Savage, Hannu Toivonen, Jim Vesey, Jeff Zehr, Sergei Zinovjev

**55**

Noel Acciari, Johnny Boychuk, Jonathan Girard, Sergei Gonchar, Ken Hammond, Pat Leahy, Brant Myhr, David Tanabe

**56**

Darren Banks, Tommy Cross, Doug Doull, Petteri Nokelainen, Peter Nordstrom, Ben Walter

**57**

Per-Johan Axelsson, Justin Florek, Antti Laaksonen, Eric Manlow, Jordan Sigalet

**58**

Carter Camper, Kevin Dallman

**59**

Bill Armstrong, Rich Brennan, Tim Schaller

**60**

Brian Finley, Kirk Nielsen, Vladimir Sobotka

**61**

Byron Bitz, Craig Cunningham, Bill Huard, Marquis Mathieu

**62**

Josh Hennessy, Milan Lucic, Andrei Nazarov, Jeff Penner, Evgeny Shalbybin, Zach Trotman

**63**

Matt Herr, Brad Marchand, Patrick Traverse

**64**

Jarmo Kultanen, Lane MacDermid, Tyler Randell, Bobby Robins

**65**

Andrew Bodnarchuk

**66**

Brett Harkins

**67**

Benoit Pouliot

**68**

Brian Ferlin, Jaromir Jagr, Milan Jurcina, Mikko Lehtonen, Jamie Tardif

**70**

Matt DelGuidice, Malcolm Subban, Tim Thomas

**71**

Marc Savard, Jiri Slegr, Terry Virtue

**72**

Jamie Arniel, Pavel Kolarik, Eric Nickulas, Peter Schaefer, Niklas Svedberg, Frank Vatrano, Ben Walter

**73**

Charlie McAvoy, Michael Ryder

**74**

Paul Coffey, Max Sauve

**75**


Hal Gill, Colton Orr

**76**

Dennis Bonvie, Alexander Khokhlachev, Kris Vernarsky

**77**

**Ray Bourque**



Ray Bourque raised his number 77 banner on October 4, 2001.

**79**

David Warsofsky

**81**

Anton Blidh, Phil Kessel, Miroslav Satan

**83**

Peter Cehlarik, Pat Leahy

**88**

David Pastrnak

**89**

Zdenek Blatny, Kevan Miller

**91**

Marc Savard

**92**

Guillaume Lefebvre, Michael Nylander

# ALL-TIME TRADE REGISTER

Note: All clubs listed are NHL unless otherwise noted. Listings with 'Montreal' are Canadiens unless otherwise noted. Trades are listed by season (July 1-June 30).

## 1924-25

October 29: Hec Fowler acquired from Victoria/PCHL for cash.  
 November 2: Thomas "Smokey" Harris acquired from Seattle/PCHL for cash.  
 November 2: Fern Headley acquired from Saskatoon/WCHL for cash.  
 November 2: Bobby Rowe acquired from Seattle/WCHL for cash.  
 November 2: Alf Skinner acquired from Vancouver/PCHL for cash.  
 November 18: Lloyd Cook acquired from Vancouver/WCHL for cash.  
 December 14: Billy Stuart acquired from Toronto for cash.  
 December 19: George Carroll acquired from Montreal Maroons for Ernie Parkas.  
 December 21: Thomas "Smokey" Harris traded to Vancouver/WCHL for cash.  
 December 24: Howard Lockhart acquired from Toronto for cash.  
 January 6: Bobby Benson and Bernie Morris acquired from Montreal Maroons for Alf Skinner.  
 January 10: Lionel Hitchman acquired from Ottawa for cash.

## 1925-26

October 29: Fern Headley traded to Vancouver/WHL for cash.  
 November 8: Sprague Cleghorn acquired from Montreal for cash.  
 January 3: Percy Galbraith and Bill Hill acquired from St. Paul/AHA for cash.  
 January 14: Normie Shay traded to Toronto for cash.

## 1926-27

August 20: Eddie Shore acquired from Edmonton/WHL for cash.  
 August 30: Archie Briden acquired from Calgary/WHL for cash.  
 September 4: Duke Keats acquired from Edmonton/WHL for cash.  
 September 4: Harry Oliver acquired from Calgary/WHL for cash.  
 October 22: Billy Coutu acquired from Montreal for Amby Moran.  
 November 4: Gerry Geran traded to St. Paul/AHA for cash.  
 January 7: Frank Fredrickson and Harry Meeking acquired from Detroit for Archie Briden and Duke Keats.  
 January 17: Billy Boucher acquired from Montreal for Carson Cooper.  
 January 17: Hal Winkler acquired from New York Rangers for cash.  
 January 18: Stan Jackson traded to Ottawa for cash.  
 January 31: Charles Cahill traded to New Haven/Can-Am for cash.  
 January 31: Reg McLlwain acquired from New Haven/Can-Am for Charles Larose.  
 May 22: Carson Cooper acquired from Montreal for Billy Boucher.  
 May 22: Fred Gordon acquired from Detroit for Harry Meeking.



Eddie Shore's Aug. 20, 1926 acquisition led to Stanley Cup championships in 1929 and 1939.

## 1927-28

October: Harry Connor acquired from Saskatoon/PrHL for cash.  
 October 24: Nobby Clark and Dutch Gainor acquired from Minneapolis/AHA for Red Stuart, cash and future considerations.  
 October 25: Dit Clapper acquired from Boston/Can-Am for cash.  
 December 21: Eric Pettinger and cash acquired from Toronto for Jimmy Herberts.  
 December 23: Cooney Weiland acquired from Minneapolis/AHA for cash.  
 January 5: Nobby Clark and Billy Coutu traded to New Haven/Can-Am for cash.  
 May 12: Tiny Thompson acquired from Minneapolis/AHA for cash.  
 May 18: Red Green acquired from New York Americans for Harry Connor.  
 June 20: Eddie Rodden acquired from Toronto for cash.

## 1928-29

October: Leland Harrington traded to Providence/Can-Am for cash.  
 October 25: Cy Denneny acquired from Ottawa for cash.  
 December 21: Mickey Mackay and cash acquired from Pittsburgh for Frank Fredrickson.

January 8: George Owen acquired from Toronto for Eric Pettinger and Hugh Plaxton.  
 January 21: Myles Lane acquired from New York Rangers for cash.  
 January 25: Bill Carson acquired from Toronto for cash.  
 May 13: Art Gagne acquired from Montreal for cash.  
 May 13: George Patterson acquired from Montreal for cash.

## 1929-30

October 16: Eddie Rodden traded to London/IHL for cash.  
 December 21: Art Gagne traded to Ottawa for cash.  
 January 30: Harry Connor acquired from Ottawa for Bill Hutton.  
 February 4: Henry Harris acquired from Seattle/PCHL for cash.  
 February 17: Harry Foster and cash acquired from New York Rangers for Bill Regan.  
 April 17: Ron Lyons acquired from Portland/PCHL for cash.

## 1930-31

October 16: Bill Hutton acquired from Ottawa for Harry Connor.  
 November 24: Bill Carson traded to London/IHL for cash.  
 December 8: Hal Darragh acquired from Philadelphia for Bill Hutton and Ron Lyons.  
 February: Ron Lyons acquired from Philadelphia for cash.  
 April 15: Frank Jerwa acquired from Vancouver/PCHL for cash.  
 May 13: Bud Cook acquired from Montreal for cash.

## 1931-32

August 25: Joe Jerwa acquired from New York Rangers for Dutch Gainor.  
 October 21: Max Sutherland acquired from Seattle/PCHL for cash.  
 November 4: Eddie Burke acquired from Boston/Can-Am for cash.  
 February 1: Ed Jeremiah acquired from New York Americans for cash.  
 April 13: Billy Burch acquired from New York Americans for cash.

## 1932-33

July 25: Joe Lamb and cash acquired from Ottawa for Cooney Weiland.  
 August 22: Orville Heximer acquired from New York Rangers for cash.  
 September: Paul Runge traded to Philadelphia/Can-Am for cash.  
 October: Yank Boyd traded to Philadelphia/Can-Am for cash.  
 October 17: Nels Stewart acquired from Montreal Maroons for cash.  
 October 25: Eddie Burke traded to Philadelphia/Can-Am for cash.  
 January 6: Harry Foster traded to Tulsa/AHA for cash.  
 January 17: Vic Ripley acquired from Chicago for Billy Burch.  
 January 25: Alex Smith acquired from Ottawa for future considerations (Earl Roche, January 25, 1933).  
 February 12: Tommy Filmore acquired from New York Americans for Jim Klein.

## 1933-34

October 4: Bob Gracie acquired from Ottawa for Bud Cook, Percy Galbraith and Ted Saunders.  
 November: Bert McInenly acquired from Ottawa for cash.  
 December 18: Babe Siebert acquired from New York Rangers for Ray Burmeister and Vic Ripley.  
 January 11: Lloyd Gross and George Patterson acquired from New York Americans for Art Chapman and Bob Gracie.  
 February 13: Lloyd Gross traded to Detroit for cash.

## 1934-35

October 2: Johnny Gagnon acquired from Montreal for Joe Lamb.  
 October 10: Gene Carrigan acquired from Detroit for George Patterson.  
 October 18: Art Giroux acquired from Montreal for cash.  
 October 18: Alex Smith traded to New York Americans for cash.  
 November 1: Jean Pusie acquired from New York Rangers for Percy Jackson.  
 November 2: Harry Oliver traded to New York Americans for cash.  
 November 5: Tony Savage acquired from Montreal for Tom Filmore and cash.  
 November 18: Percy Jackson acquired from New York Rangers for cash.  
 November 27: Walter Harnott and Don Smillie traded to Syracuse/IHL for cash.  
 December 2: Burr Williams acquired from St. Louis for Archie Wilcox.  
 December 3: Jack Portland acquired from Montreal for Tony Savage and cash.  
 December 4: Joe Lamb acquired from Montreal for cash.  
 December 4: Max Kaminski and Des Roche acquired from St. Louis for Joe Lamb.  
 December 13: Walter Jackson acquired from New York Americans for Hap Emms and Orville Heximer.  
 December 27: Don Smillie traded to Windsor/IHL for cash.  
 December 28: Paul Haynes acquired from Montreal Maroons for cash.  
 December 31: Burr Williams traded to Detroit for cash.  
 January 9: Johnny Gagnon traded to Montreal for cash.  
 January 10: Gerry Shannon acquired from St. Louis for Frank Jerwa.

# ALL-TIME TRADE REGISTER

June 30: Walt Buswell and Cooney Weiland acquired from Detroit for Marty Barry and Art Giroux.

## 1935-36

July 13: Roger Jenkins acquired from Montreal for Walt Buswell, Jean Pusie and cash.

September 28: Joe Jerwa and Nels Stewart traded to New York Americans for cash.

September 30: Jack Riley acquired from Montreal for Paul Haynes.

December 19: Eddie Finnigan acquired from New York Americans for cash.

December 24: Paul Runge acquired from Montreal for cash.

December 28: Ray Getliffe acquired from New York Rangers for cash.

December 29: Lorne Duguid acquired from Detroit for Gene Carrigan.

January 5: Bill Hollett acquired from Toronto for cash.

April: Paul Runge traded to Montreal for cash.

## 1936-37

September: Bob Blake traded to Minneapolis/AHA for cash.

September 10: Bun Cook acquired from New York Rangers for cash.

September 10: Roy Goldsworthy, Sammy McManus and cash acquired from Montreal for Roger Jenkins and Babe Siebert.

October 7: Eddie Finnigan traded to Providence/AHL for cash.

October 7: Bert McInenly traded to Providence/AHL for cash.

October 26: Hooley Smith acquired from Montreal Maroons for cash and future considerations (Gerry Shannon, December 4, 1936)

December 7: Max Kaminski traded to Montreal Maroons for cash.

December 19: Walter Kalbfleish acquired from New York Americans for Ted Graham.

December 19: Nels Stewart traded to New York Americans for cash.

January 25: Joe Jerwa traded to New York Americans for loan of Al Shields and future considerations (Terry Reardon and Tom Cooper, October 17, 1937).

## 1937-38

September 23: Art Jackson acquired from Toronto for cash and future considerations.

November 5: Hooley Smith traded to New York Americans for cash.

December 19: Gord Pettinger acquired from Detroit for John Beattie.

December 22: Clarence Drouillard and cash acquired from Detroit for Alex Motter.

## 1938-39

October 24: Roy Goldsworthy traded and Art Jackson loaned to New York Americans for cash.

November 28: Norm Smith and cash acquired from Detroit for Tiny Thompson.

## 1939-40

October 10: Herb Cain acquired from Montreal for Ray Getliffe and Charlie Sands.

January 25: Ed Wiseman and cash acquired from New York Americans for Eddie Shore.

January 27: Des Smith acquired from Chicago for Jack Portland.

## 1940-41

June 27: Mel Hill traded to Brooklyn for cash.

## 1941-42

November 24: Dutch Hiller and cash acquired from Detroit for Pat McReavy.

December 18: Red Hamill traded to Chicago for cash.

January 4: Harvey Jackson acquired from New York Americans for cash.

January 26: Phil Hergesheimer acquired from Chicago for cash.

## 1942-43

August 15: Dutch Hiller traded to Montreal for cash.

March 8: Oscar Aubuchon, Norm Calladine and Ab DeMarco acquired from Providence/AHL for cash.

## 1943-44

October 30: Bert Gardiner acquired from Montreal for cash.

November: Oscar Aubuchon and Ab DeMarco traded to New York Rangers for cash.

November: Charles Scherza traded to New York Rangers for cash.

January 5: Pat Egan acquired from Detroit for Bill Hollett.

February 22: Al Palazzari traded to New York Rangers for cash.

## 1944-45

October 30: Bill Jennings acquired from Detroit for Pete Leswick.

November 27: Guy Labrie traded to New York Rangers for cash.

December 24: Art Jackson traded to Toronto for cash and future considerations

(Bingo Kampman, October 29, 1945)

January 14: Bill Thoms acquired from Chicago for cash.

## 1945-46

December 6: Jean-Paul Gladu traded to St. Louis/AHL for cash.

February 5: Norm McAtee acquired from Chicago for Bill Jennings.

June: Don Grosso acquired from Chicago for cash.

June 19: Babe Pratt acquired from Toronto for Eric Pogue and cash.

## 1946-47

August: Joe Carveth acquired from Detroit for Roy Conacher.

September 17: Jack Church traded to New York Rangers for cash.

February 15: Bill Shill traded to Montreal for cash.

May 15: Babe Pratt traded to Cleveland/AHL for cash.

June 14: Don Grosso traded to St. Louis/AHL for cash.

## 1947-48

August 17: Wally Wilson acquired from Toronto for cash.

October 15: Billy Taylor acquired from Detroit for Bep Guidolin.

December 16: Jimmy Peters and John Quilty acquired from Montreal for Joe Carveth.

February 6: Grant Warwick acquired from New York Rangers for Billy Taylor and future considerations (Pentti Lund and Ray Manson, June, 1948).

June 30: Gerry Brown and Hal Jackson acquired from Montreal for Jack McGill.

## 1948-49

No trades

## 1949-50

August 16: Pete Horek and Bill Quackenbush acquired from Detroit for Pete Babando, Lloyd Durham, Clare Martin and Jimmy Peters.

September 8: Frank Brimsek traded to Chicago for cash.

October 7: Lorne Ferguson and Billy Moe acquired from New York Rangers for Pat Egan.

October 9: Norm McAtee traded to Washington/AHL for cash.

October 10: Grant Warwick traded to Montreal for cash.

December 22: Bud Poile acquired from New York Rangers for cash.

April 17: Steve Kraftcheck acquired from Cleveland/AHL for cash.

April 17: Ed Reigle acquired from Cleveland/AHL for cash.

## 1950-51

November 16: Bill Ezinicki and Vic Lynn acquired from Toronto for Leo Boivin, Ferny Flaman, Phil Maloney and Ken Smith.

November 16: Duncan Fisher and future considerations (loan of Alex Kaleta to Hershey/AHL, November 20, 1950) acquired from New York Rangers for Ed Harrison and Zello Toppazzini.

December 5: Max Quackenbush acquired on loan for 1950-51 season from Detroit for Steve Kraftcheck.

February 14: Hal Laycoe acquired from Montreal for Ross Lowe.

May: Ed Reigle traded to Detroit for cash.

## 1951-52

August 20: Adam Brown acquired from Chicago for cash.

September 20: Gus Kyle, Pentti Lund and cash acquired from NY Rangers for Paul Ronty.

September 28: Jim Henry acquired from Detroit for cash.

November 1: Pete Horek traded to Chicago for cash.

December 10: Jean-Paul Gladu and Joe Lund acquired from Cleveland/AHL for Ken Davies and Vic Lynn.

January 9: Fleming Mackell acquired from Toronto for Jim Morrison.

January 28: Bill Ezinicki traded to Toronto for cash.

## 1952-53

August 14: Ed Kryzanowski traded to Chicago for cash.

September 16: Joe Klukay acquired from Toronto for cash.

October 31: Ed Kryzanowski acquired from Chicago for cash.

November 8: Ed Kryzanowski traded to Providence/AHL for cash.

June: Ray Garipey acquired from Hershey/AHL for Duncan Fisher and Ellard O'Brien.

June 26: Cal Gardner acquired from Chicago for cash.

## 1953-54

July 1: Sam Bettio and Pentti Lund traded to Victoria/WHL for cash.

October: Wayne Brown acquired from Seattle/WHL for cash.

October: Guyle Fielder acquired from Seattle/WHL for cash.

November 28: Jack Gelineau traded to Chicago for cash.



# ALL-TIME TRADE REGISTER

January 21: Jack McIntyre traded to Chicago for cash.  
 February 5: Jean-Paul Gladu traded to Syracuse/AHL for cash.  
 February 16: Gus Bodnar acquired from Chicago for Jerry Toppazzini.

## 1954-55

July 20: Ferny Flaman acquired from Toronto for Dave Creighton.  
 September 10: George Sullivan traded to Chicago for cash.  
 September 23: John Henderson acquired from Toronto for Ray Garipey.  
 October 4: Murray Costello acquired from Chicago for Frank Martin.  
 November 9: Leo Boivin acquired from Toronto for Joe Klukay.  
 June 3: Marcel Bonin, Lorne Davis, Terry Sawchuk and Vic Stasiuk acquired from Detroit for Gilles Boisvert, Real Chevrefils, Norm Corcoran, Warren Godfrey and Ed Sandford.

## 1955-56

December: Floyd Hillman acquired from Victoria/WHL for Arnott Whitney.  
 January 17: Real Chevrefils and Jerry Toppazzini acquired from Detroit for Murray Costello and Lorne Ferguson.

## 1956-57

October 8: Allan Stanley acquired from Chicago for cash.  
 January 22: Don Simmons acquired from Springfield/AHL for Jack Bionda, Norm DeFelice and future considerations (Floyd Smith, June, 1957).

## 1957-58

July 10: John Bucyk and cash acquired from Detroit for Terry Sawchuk.  
 September: Don Cherry traded to Springfield/AHL for cash.  
 January: Harry Lumley acquired from Chicago for cash.  
 May 1: Hank Bassen, Bill McCreary and Dennis Olson acquired from Detroit for Gerry Ehman.

## 1958-59

September 30: Ken Yackel acquired from New York Rangers for cash.  
 October 8: Jim Morrison acquired from Toronto for Allan Stanley.  
 November 21: Bo Elik acquired from Toronto for Gordon Redahl.

## 1959-60

August 25: Nick Mickoski acquired from Detroit for Jim Morrison.  
 June 6: Billy Carter acquired from Montreal for cash.

## 1960-61

November 27: Andre Pronovost acquired from Montreal for Jean-Guy Gendron.  
 January 23: Gary Aldcorn, Tom P. McCarthy and Murray Oliver acquired from Detroit for Leo Labine and Vic Stasiuk.  
 January 31: Ed Chadwick acquired from Toronto for Don Simmons.  
 May: Don Head acquired from Portland/WHL for Jack Bionda and future considerations (Gene Achtmichuk and Don Ward, August, 1961; Loan of Bruce Gamble, September, 1961).  
 June: Terry Gray and Cliff Pennington acquired from Montreal for Stan Maxwell and Willie O'Ree.

## 1961-62

August: Jimmy Bartlett traded to Providence/AHL for cash.  
 September: Harry Pidhirny traded to San Francisco/WHL for cash.  
 October 26: Wayne Connelly acquired from Montreal for Bob Armstrong, loan of Dallas Smith and cash.  
 November: Billy Carter traded to Montreal for cash.  
 June: Bob Perreault acquired from Detroit for Barry Ashbee and Ed Chadwick.  
 June: Don Head traded to Portland/WHL for cash.

## 1962-63

July 26: Larry McNabb and cash acquired from San Francisco/WHL for Orland Kurtenbach, Ed Panagabko and future considerations (Gerry Ouellette, July 7, 1963).  
 December 3: Forbes Kennedy acquired from Detroit for Andre Pronovost.  
 February 4: Dean Prentice acquired from New York Rangers for Don McKenney and Dick Meissner.  
 June: Bob McCord acquired from Springfield/AHL for Bruce Gamble, Terry Gray, Randy Miller and Dale Rolfe.  
 June: Cliff Pennington traded to San Francisco/WHL for cash.  
 June: Willie Marshall acquired from Hershey/AHL for Dan Poliziani.  
 June 4: Bob Perreault traded to San Francisco/WHL for cash.

## 1963-64

September 28: Wayne Hicks traded to Montreal for cash.

October: Orland Kurtenbach acquired from San Francisco/WHL for cash.  
 October 10: Gerry Odrowski acquired from Detroit for Warren Godfrey.  
 December 17: Cliff Pennington acquired from San Francisco/WHL for Gerry Odrowski and future considerations (loan of Dallas Smith for 1964-65 season, July 8, 1964).  
 May: Larry Leach traded to Portland/WHL for cash.  
 June 5: Andy Heberton traded to Portland/WHL for cash.  
 June 6: Wayne Connelly traded to San Francisco/WHL for cash.  
 June 8: Reggie Fleming and Ab McDonald acquired from Chicago for Doug Mohns.  
 June 9: Murray Balfour and Mike Draper acquired from Chicago for Matt Ravlich and Jerry Toppazzini.

## 1964-65

August: Tom P. McCarthy traded to Toronto for cash.  
 August: Orval Tessier traded to Montreal for cash.  
 May 31: Bob Dillabough, Ron Harris, Al Langlois and Parker MacDonald acquired from Detroit for Bob McCord, Ab McDonald and Ken Stephanson.  
 June 8: Ron Stewart acquired from Toronto for Andy Heberton, Orland Kurtenbach and Pat Stapleton.

## 1965-66

December 30: Pit Martin acquired from Detroit for Parker MacDonald.  
 January 10: John McKenzie acquired from New York Rangers for Reggie Fleming.  
 February 16: Gary Doak, Bill Lesuk, Ron Murphy and future considerations (Steve Atkinson, June 6, 1966) acquired from Detroit for Leo Boivin and Dean Prentice.  
 June 14: Wayne Connelly acquired from San Francisco/WHL for cash.

## 1966-67

May 15: Phil Esposito, Ken Hodge and Fred Stanfield acquired from Chicago for Gilles Marotte, Pit Martin and Jack Norris.  
 May 15: Eddie Shack acquired from Toronto for Murray Oliver and cash.

## 1967-68

May 20: Skip Krake traded to Los Angeles Kings for 1970 first round draft pick (Reggie Leach).  
 May 21: John Arbour and Jean Pronovost traded to Pittsburgh for cash.  
 June: Wayne Maxner traded to Hershey/AHL for cash.

## 1968-69

May 7: Barry Gibbs and Tommy Williams traded to Minnesota for 1969 first round draft pick (Dan Tannahill) and future considerations (Fred O'Donnell, May 7, 1971).

## 1969-70

October 22: Ted Hodgson traded to Salt Lake/WHL for cash.  
 December 10: Wayne Carleton acquired from Toronto for Jim Harrison.  
 May 26: Jim Lorentz traded to St. Louis for 1970 first round draft pick (Ron Plumb).  
 June 9: Steve Atkinson traded to Hershey/AHL for cash.

## 1970-71

February: Bill Speer traded to Providence/AHL for cash.  
 February 1: Mike Walton acquired from Philadelphia for Rick MacLeish and Danny Schock.  
 May: Bob Leiter traded to Pittsburgh for cash.

## 1971-72

September 4: Doug Roberts acquired from California for cash.  
 November 17: Richie Leduc and Chris Oddleifson acquired from California for Ivan Boldirev.  
 February 23: Don O'Donoghue and Carol Vadnais acquired from California for Reggie Leach, Rick Smith and Bob Stewart.  
 March 5: Tommy Williams acquired from California for cash.

## 1972-73

August 3: John McKenzie traded to Philadelphia for cash.  
 March 1: Gary Doak acquired from Detroit for Ace Bailey and future considerations (Murray Wing, June 4, 1974).  
 March 3: Jacques Plante and 1973 third round draft pick (Doug Gibson) acquired from Toronto for 1973 first round draft pick (Ian Turnbull) and future considerations (Ed Johnston, May 22, 1973).  
 March 10: Ken Broderick acquired from San Diego/WHL for cash and future considerations (Ed Johnston, May 22, 1973).

# ALL-TIME TRADE REGISTER

May 22: Gilles Gilbert acquired from Minnesota for Fred Stanfield.

## 1973-74

October 5: Jake Rathwell, 1974 second round draft pick (Mark Howe) and cash acquired from St. Louis for Don Awrey.  
 October 25: Darryl Edestrand acquired from Pittsburgh for Nick Beverley.  
 November 22: Doug Roberts traded to Detroit for cash.  
 February 7: Bobby Schmautz acquired from Vancouver for Chris Oddleifson, Fred O'Donnell and Mike Walton.  
 February 7: Al Simmons acquired from San Diego/WHL for cash.  
 June 12: Walt McKechnie acquired from New York Rangers for Derek Sanderson.

## 1974-75

July 22: Tommy Williams traded to Washington for cash.  
 February 18: Earl Anderson and Hank Nowak acquired from Detroit for Walt McKechnie and 1975 third round draft pick (Claire Hamilton).



Phil Esposito was involved in two of the biggest trades in Bruins history. He was acquired from Chicago in a May 15, 1967 six-player deal and went to the NY Rangers in a five-player swap on Nov. 7, 1975.

## 1975-76

November 7: Brad Park, Jean Ratelle and Joe Zanussi acquired from New York Rangers for Phil Esposito and Carol Vadnais.  
 November 14: Al Simmons traded to New York Rangers for cash.  
 May 26: Rick Middleton acquired from New York Rangers for Ken R. Hodge.

## 1976-77

December 20: Rick Smith acquired from St. Louis for Joe Zanussi.

## 1977-78

December 3: Matti Hagman traded to Quebec/WHA for cash.  
 March 13: Darryl Edestrand traded to Los Angeles for cash.

## 1978-79

September 6: Dick Redmond acquired from Atlanta for Gregg Sheppard.  
 September 18: Doug Halward traded to Los Angeles for future considerations.  
 October 9: Ron Grahame traded to Los Angeles for 1979 first round draft pick (Ray Bourque).  
 October 11: Mark Suzor acquired from Colorado for Clayton Pachal.

## 1979-80

October 23: Bobby Lalonde acquired from Atlanta for future considerations.  
 December 10: Dan Newman acquired from Edmonton for Bobby Schmautz.  
 June 2: Jim Craig acquired from Atlanta for 1980 second (Steve Konroyd) and 1981 third (Mike Vernon) round draft picks.

## 1980-81

July 16: Rogie Vachon acquired from Detroit for Gilles Gilbert.  
 December 18: Mike O'Connell acquired from Chicago for Al Secord.  
 February 18: Mike Gillis acquired from Colorado for Bob Miller.

## 1981-82

June 9: Dave Donnelly and Brad Palmer acquired from Minnesota for Boston agreeing not to draft Brian Bellows with 1982 first overall pick.  
 June 9: Pete Peeters acquired from Philadelphia for Brad McCrimmon.

## 1982-83

November 8: Stan Jonathan traded to Pittsburgh for cash.

## 1983-84

October 5: Dave Silk acquired from New York Rangers for Dave Barr.  
 January 3: Bob LaForest acquired from Los Angeles for Marco Baron.  
 February 3: Jim Nill acquired from Vancouver for Peter McNab.  
 March 6: John Blum acquired from Edmonton for Larry Melnyk.  
 June 21: Ken Linseman acquired from Edmonton for Mike Krushelnyski.

## 1984-85

October 15: Randy Hillier traded to Pittsburgh for 1985 fourth round draft pick (Peter Massey).  
 October 23: Charlie Simmer acquired from Los Angeles for 1985 first round draft pick (Don Gratton).  
 October 24: Louis Sleighter acquired from Quebec for Luc Dufour and 1985 fourth round draft pick (Peter Massey).  
 February 2: Morris Lukowich acquired from Winnipeg for Jim Nill.

## 1985-86

October 11: Bill Derlago acquired from Toronto for Tom Fergus.  
 November 14: Pat Riffin acquired from Washington for Pete Peeters.  
 January 30: Wade Campbell acquired from Winnipeg for Bill Derlago.  
 March 10: Reed Larson acquired from Detroit for Mike O'Connell.  
 March 11: Dwight Foster acquired from Detroit for Dave Donnelly.  
 May 19: Tom J. McCarthy acquired from Minnesota for 1986 third (Rob Zettler) and 1987 second (Scott McCrady) round draft picks.  
 June 6: Cam Neely and 1987 first round draft pick (Glen Wesley) acquired from Vancouver for Barry Pederson.



Few Boston trades have had the impact - on and off the ice - of the June 6, 1986 acquisition of Cam Neely.

## 1986-87

February 6: Roberto Romano acquired from Pittsburgh for Pat Riffin.  
 March 9: Paul Boutilier traded to Minnesota for 1987 fourth round draft pick (Darwin MacPherson).  
 June 1: John Blum acquired from Washington for 1988 seventh round draft pick (Brad Schlegel).

## 1987-88

October 6: Mike Stevens acquired from Vancouver for cash.  
 March 8: Moe Lemay acquired from Edmonton for Alan May.  
 March 8: Andy Moog acquired from Edmonton for Geoff Courtnall, Bill Ranford and 1988 second round draft pick (Petro Koivonen).

## 1988-89

November 3: Paul Guay acquired from Los Angeles for Dave Pasin.  
 December 30: Ray Neufeld acquired from Winnipeg for Moe Lemay.  
 January 22: Jay Miller traded to Los Angeles for future considerations (Steve Kasper for Bobby Carpenter, January 23, 1989).  
 January 23: Bobby Carpenter acquired from Los Angeles for Steve Kasper.  
 February 13: Ron Flockhart acquired from St. Louis for cash.  
 June 17: Tommy Lehmann traded to Edmonton for 1989 third round draft pick (Wes Walz).

## 1989-90

September 28: Bobby Gould acquired from Washington for future considerations (Alain Cote, October 2, 1989).  
 October 2: Mike Millar acquired from Washington for Alfie Turcotte.  
 December 13: Dave Christian acquired from Washington for Bobby Joyce.  
 January 6: Dave Poulin acquired from Philadelphia for Ken Linseman.  
 March 2: Brian Propp acquired from Philadelphia for 1990 second round draft pick (Terran Sandwith).  
 June 28: Chris Nilan acquired from New York Rangers for Greg Johnston and 1990 sixth round draft pick (Barry Young).

# ALL-TIME TRADE REGISTER

## 1990-91

August 21: Ken D. Hodge acquired from Minnesota for 1992 fourth round draft pick (Jere Lehtinen).  
 October 22: Vladimir Ruzicka acquired from Edmonton for Greg Hawgood.  
 November 9: Steve Bancroft acquired from Toronto for Robert Cimetta.  
 January 16: Petri Skriko acquired from Vancouver for 1992 second round draft pick (Michael Peca).  
 June 20: Jim Vesey acquired from Winnipeg for future considerations.  
 June 21: Steve Leach acquired from Washington for Randy Burridge.

## 1991-92

September 10: Norm Foster traded to Edmonton for 1992 sixth round draft pick (Jiri Dopita).  
 October 16: Al Stewart acquired from New Jersey for future considerations.  
 October 29: Brent Ashton acquired from Winnipeg for Petri Skriko.  
 November 22: Scott Arniel acquired from Winnipeg for future considerations.  
 January 2: Brian Dobbin, Gord Murphy and 1992 third (Sergei Zholtok) and 1993 fourth (Charles Paquette) round draft picks acquired from Philadelphia for Garry Galley, Wes Walz and 1993 third round draft pick (Milos Holan).  
 January 20: Daniel Berthiaume acquired from Los Angeles for future considerations.  
 February 7: Adam Oates acquired from St. Louis for Craig Janney and Stephane Quintal.  
 February 24: Brent Hughes and 1992 twelfth round draft pick (Evgeny Pavlov) acquired from Washington for John Byce and Dennis Smith.  
 June 10: Doug Evans acquired from Winnipeg for Daniel Berthiaume.

## 1992-93

September 2: David Shaw acquired from Minnesota for future considerations.  
 September 4: Darin Kimble and future considerations acquired from Tampa Bay for Matt Hervey and Ken D. Hodge.  
 October 28: Stephane Richer acquired from Tampa Bay for Bob Beers.  
 February 1: C. J. Young acquired from Calgary for Brent Ashton.  
 March 18: Daniel Marois acquired from New York Islanders for 1994 eighth round draft pick (Peter Hogardh).  
 June 20: Gord Murphy traded to Dallas for future considerations (Andy Moog for Jon Casey, June 25, 1993).  
 June 25: Jon Casey acquired from Dallas for Andy Moog.

## 1993-94

October 8: Paul Stanton acquired from Pittsburgh for 1994 third round draft pick (Greg Crozier).  
 October 29: Jon Morris acquired from San Jose for cash.  
 January 17: Vincent Riendeau acquired from Detroit for 1995 fifth round draft pick (Chad Wilchynski).  
 March 21: Al Iafate acquired from Washington for Joe Juneau.

## 1994-95

August 19: Daniel Lacroix acquired from New York Rangers for Glen Featherstone.  
 August 26: Glen Wesley traded to Hartford for 1995 (Kyle McLaren), 1996 (Johnathan Aitken) and 1997 (Sergei Samsonov) first round draft picks.  
 February 10: Paul Stanton traded to New York Islanders for 1995 eighth round draft pick (Ray Schultz).  
 April 7: Craig Billington acquired from Ottawa for 1995 eighth round draft pick (Ray Schultz).

## 1995-96

August 2: Shawn McEachern and Kevin Stevens acquired from Pittsburgh for Glen Murray, Bryan Smolinski and 1996 third round draft pick (Boyd Kane).  
 August 17: David Shaw traded to Tampa Bay for 1996 third round draft pick (Jason Doyle).  
 October 2: Rick Zombo acquired from St. Louis for Fred Knipscheer.  
 December 9: Dean Chynoweth acquired from New York Islanders for 1996 fifth round draft pick (Petr Sachi).  
 January 11: Bill Ranford acquired from Edmonton for Sean Brown, Mariusz Czerkawski and 1996 first round draft pick (Matthieu Descoteaux).  
 January 25: Rick Tocchet acquired from Los Angeles for Kevin Stevens.  
 March 8: Kevin Sawyer and Steve Staios acquired from St. Louis for Steve Leach.  
 June 21: Jeff Odgers and 1996 fifth round draft pick (Elias Abrahamsson) acquired from San Jose for Al Iafate.  
 June 22: Trent McCleary and 1995 third round draft pick (Eric Naud) acquired from Ottawa for Shawn McEachern.

## 1996-97

September 30: Rob DiMaio acquired from San Jose for 1997 fifth round draft pick (Adam Nittel).  
 November 22: Anders Myrvold and Landon Wilson acquired from Colorado for 1998 first round draft pick (Robyn Regehr).  
 March 1: Jason Allison, Jim Carey, Anson Carter and 1997 third round draft pick (Lee Goren) acquired from Washington for Bill Ranford, Adam Oates and Rick Tocchet.  
 June 21: Mike Sullivan acquired from Calgary for 1998 seventh round draft pick (Radek Duda).

## 1997-98

August 29: Byron Dafoe and Dmitri Khristich acquired from Los Angeles for Sandy Moger, Jozef Stumpel and 1998 fourth round draft pick (Pierre Dagenais).  
 March 3: Grant Ledyard acquired from Vancouver for 1998 eighth round draft pick (Curtis Valentine).

## 1998-99

November 7: Ken Belanger acquired from New York Islanders for Ted Donato.  
 June 25: Peter Ferraro acquired from Atlanta for Randy Robitaille.

## 1999-2000

March 6: Martin Grenier, Samuel Pahlsson, Brian Rolston and 2000 first round draft pick (Martin Samuelsson) acquired from Colorado for Ray Bourque and Dave Andreychuk.  
 March 10: Mike Knuble acquired from New York Rangers for Rob DiMaio.

## 2000-01

July 20: Kay Whitmore acquired from Edmonton for cash.  
 November 15: Bill Guerin and 2001 first round draft pick (Shaone Morrisonn) acquired from Edmonton for Anson Carter and 2001 first (Ales Hensky) and second (Doug Lynch) round draft picks.  
 November 18: Andrei Nazarov and Patrick Traverse acquired from Anaheim for Samuel Pahlsson.  
 December 5: Sean Pronger traded to New York Islanders for cash.  
 February 21: Eric Weinrich acquired from Montreal for Patrick Traverse.  
 June 24: Ric Jackman acquired from Dallas for Cameron Mann.

## 2001-02

October 24: Glen Murray and Jozef Stumpel acquired from Los Angeles for Jason Allison and Mikko Eloranta.  
 January 12: Benoit Hogue acquired from Dallas for future considerations.  
 January 25: Andrei Nazarov traded to Phoenix for 2002 fifth round draft pick (Peter Hamerlik).  
 March 5: Marty McInnis acquired from Anaheim for 2002 third round draft pick (Brian Lee).  
 March 19: Sean Brown acquired from Edmonton for Bobby Allen.  
 March 29: Jeff Norton acquired from Florida for 2002 sixth round draft pick (Mikael Vuorio).  
 May 13: Kris Vernarsky acquired from Toronto for Ric Jackman.  
 June 25: Steve Shields acquired from Anaheim for 2003 third round draft pick (Shane Hynes).

## 2002-03

January 6: Krzysztof Oliwa acquired from New York Rangers for 2004 ninth round draft pick (Christian Mahoney-Wilson).  
 January 13: John Grahame traded to Tampa Bay for 2004 fourth round draft pick (Jason Churchill).  
 January 17: Jay Henderson traded to New York Rangers for 2004 ninth round draft pick (Christian Mahoney-Wilson).  
 January 23: Jeff Hackett and Jeff Jillson acquired from San Jose for Kyle McLaren and 2004 fourth round draft pick (Torrey Mitchell).  
 March 11: Ian Moran acquired from Pittsburgh for 2003 fourth round draft pick (Paul Bissonnette).  
 March 11: Dan McGillis acquired from San Jose for 2003 second round draft pick (Ivan Baranka).  
 June 20: Jozef Stumpel and 2003 seventh round draft pick (Miroslav Hanuljak) traded to Los Angeles for 2003 fourth (Patrik Valcak) and 2004 second (Martins Karsums) round draft picks.

## 2003-04

October 3: Travis Green acquired from Columbus for 2004 sixth round draft pick (Lennart Petrell).  
 October 5: Steve Shields traded to Florida for cash.  
 January 17: Jiri Slegr acquired from Vancouver for future considerations.  
 March 3: Sergei Gonchar acquired from Washington for Shaone Morrisonn



# ALL-TIME TRADE REGISTER

and 2004 first (Jeff Schultz) and second (Michail Yunkov) round draft picks.

March 4: Michael Nylander acquired from Washington for 2006 second round draft pick (Francois Bouchard).

March 9: Brad Boyes and future considerations (Andy Delmore) acquired from San Jose for Jeff Jillson.

## 2004-05 No Trades

**2005-06**

August 1: Brad Isbister acquired from Edmonton for 2006 fourth round draft pick (James Delory).

August 30: Yan Stastny traded to Edmonton for 2006 fourth round draft pick (James Delory).

November 6: Andy Hilbert traded to Chicago for 2006 fifth round draft pick (Shane Sims).

November 18: David Tanabe acquired from Phoenix for Dave Scatchard.

November 30: Brad Stuart, Marco Sturm and Wayne Primeau acquired from San Jose for Joe Thornton.

February 8: Brian Eklund acquired from Tampa Bay for Zdenek Blatny.

March 9: Marty Reasoner, Yan Stastny and 2006 second round draft pick (Milan Lucic) acquired from Edmonton for Sergei Samsonov.

June 15: Petr Tenkrat acquired from Toronto for 2006 seventh round draft pick (Chris Frank).

June 24: Tuukka Rask acquired from Toronto for Andrew Raycroft.

June 26: Paul Mara and 2007 third round draft pick (Maxime Macenauer) acquired from Phoenix for Nick Boynton and 2007 fourth round draft pick (Matt Frattin).

**2006-07**

November 13: Stanislav Chistov acquired from Anaheim for Phoenix's previously acquired 2007 third round draft pick (Maxime Macenauer).

November 14: Philippe Sauve acquired from Phoenix for Tyler Redenbach.

December 19: Wade Brookbank traded to Pittsburgh for cash.

January 16: Yan Stastny traded to St. Louis for 2007 fifth round draft pick (Denis Reul).

February 1: Milan Jurcina traded to Washington for 2008 fourth round draft pick (later traded to Calgary, T. J. Brodie).

February 3: Brandon Bochenski acquired from Chicago for Kris Versteeg.

February 10: Andrew Ference and Chuck Kobasew acquired from Calgary for Brad Stuart, Wayne Primeau and Washington's previously acquired 2008 fourth round draft pick (T. J. Brodie).

February 27: Aaron Ward acquired from New York Rangers for Paul Mara.

February 27: Dennis Wideman acquired from St. Louis for Brad Boyes.

May 16: Adam McQuaid acquired from Columbus for 2007 fifth round draft pick (Jamie Benn).

June 23: 2007 second round draft pick (Tommy Cross) acquired from Chicago for 2007 second (William Sweatt) and third (Maxime Tanguay) round draft picks.

June 23: 2007 sixth round draft pick (Radim Ostrcil) acquired from Colorado for 2008 sixth round draft pick (Joel Chouinard).

**2007-08**

July 1: Manny Fernandez acquired from Minnesota for Petr Kalus and 2009 fourth round draft pick (Alexander Fallstrom).

July 17: Peter Schaefer acquired from Ottawa for Shean Donovan.

July 23: Carl Soderberg acquired from St. Louis for Hannu Toivonen.

September 11: Petteri Nokelainen acquired from New York Islanders for Ben Walter and 2009 second round draft pick (Kevin Lynch).

September 24: Brett Skinner and Nathan Saunders acquired from Anaheim for Mark Mowers.

December 6: Alex Auld acquired from Phoenix for Nate DiCasmirro and 2009 fifth round draft pick (Jeff Costello).

January 2: Shane Hnidy acquired from Anaheim with 2008 sixth round draft pick (Nicholas Tremblay) for Brandon Bochenski.

May 27: Matt Marquardt acquired from Columbus for Jonathan Sigalet.

June 21: 2008 fourth round draft pick (Jamie Arniel) acquired from Columbus for 2008 fourth (Steven Delisle) and fifth (Brent Regner) round draft picks.

June 24: Johnny Boychuk acquired from Colorado for Matt Hendricks.

**2008-09**

July 24: Martin St. Pierre acquired from Chicago for Pascal Pelletier.

October 13: Ned Lukacevic and 2009 fourth round draft pick (Lane MacDermid) acquired from Philadelphia for Andrew Alberts.

March 4: Steve Montador acquired from Anaheim for Petteri Nokelainen.

March 4: Mark Recchi and 2010 second round draft pick (later traded to

Florida, Alexander Petrovic) acquired from Tampa Bay for Matt Lashoff and Martins Karsums.

**2009-10**

July 24: 2010 fourth round draft pick (Craig Cunningham) and Patrick Eaves acquired from Carolina for Aaron Ward.

September 18: 2010 first (Tyler Seguin) and second (Jared Knight) round and 2011 first (Dougie Hamilton) round draft picks acquired from Toronto for Phil Kessel.

October 18: 2011 second round draft pick (Alexander Khokhlachev), Craig Weller and Alexander Fallstrom acquired from Minnesota for Chuck Kobasew.

October 20: Daniel Paille acquired from Buffalo for 2010 third round draft pick (Kevin Sundher).

March 2: Steve Kampfner acquired from Anaheim for 2010 fourth round draft pick (Justin Shugg).

March 2: Cody Wild acquired from Edmonton for Matt Marquardt.

March 3: 2011 third round draft pick (Anthony Camara) acquired from Phoenix for Derek Morris.

March 3: Dennis Seidenberg and Matt Bartkowski acquired from Florida for Byron Bitz, Craig Weller and Tampa Bay's 2010 second round draft pick (Alexander Petrovic).

June 22: Nathan Horton and Gregory Campbell acquired from Florida for Dennis Wideman, 2010 first round draft pick (Derek Forbort) and 2011 third round draft pick (Kyle Rau).

June 26: 2010 seventh round draft pick (Zach Trotman) acquired from Chicago for 2011 seventh round draft pick (Johan Mattson).

June 26: David Warsofsky acquired from St. Louis for Vladimir Sobotka.

**2010-11**

November 29: Colby Cohen acquired from Colorado for Matt Hunwick.

December 9: Juraj Simek acquired from Tampa Bay for Levi Nelson.

December 9: Sean Zimmerman acquired from Florida for Jeff LoVecchio and Jordan Knackstedt.

December 11: Future considerations acquired from Los Angeles for Marco Sturm.

February 15: Chris Kelly acquired from Ottawa for 2011 second round draft pick (Shane Prince).

February 18: Rich Peverley and Boris Valabik acquired from Atlanta for Mark Stuart and Blake Wheeler.

February 18: Tomas Kaberle acquired from Toronto for Joe Colborne, 2011 first round (Rickard Rakell) and 2012 second round (Mike Winther) draft picks.

February 27: David Laliberte and Stefan Chaput acquired from Anaheim for Brian McGrattan and Sean Zimmerman.

February 28: Anton Khudobin acquired from Minnesota for Jeff Penner and Mikko Lehtonen.

**2011-12**

July 5: Joe Corvo acquired from Carolina for 2012 fourth round draft pick (Trevor Carrick).

February 27: Brian Rolston and Mike Mottau acquired from New York Islanders for Yannick Riendeau and Marc Cantin.

February 27: Greg Zanon acquired from Minnesota for Steven Kampfner.

March 20: Yuri Alexandrov traded to New York Islanders for future considerations.

May 26: Chris Bourque acquired from Washington for Zach Hamill.

June 23: Michel Ouellet and 2012 fifth round draft pick (Seth Griffith) acquired from Tampa Bay for Benoit Pouliot.

**2012-13**

February 7: Tim Thomas traded to New York Islanders for future considerations.

April 2: Jaromir Jagr acquired from Dallas for Lane MacDermid, Cody Payne and 2013 first round draft pick (Jason Dickinson).

April 2: Rob Flick acquired from Chicago for Max Sauve.

April 3: Wade Redden acquired from St. Louis for 2014 sixth round draft pick (Samuel Blais).

**2013-14**

July 4: Loui Eriksson, Matt Fraser, Reilly Smith and Joe Morrow acquired from Dallas for Tyler Seguin, Rich Peverley and Ryan Button.

February 7: Blake Parlett acquired from Columbus for Carter Camper.

March 5: Andrej Meszaros acquired from Philadelphia for 2014 third round draft pick (Mark Friedman).

**2014-15**

October 4: 2015 (Brandon Carlo) and 2016 (Ryan Lindgren) second round draft picks acquired from New York Islanders for Johnny Boychuk.

# ALL-TIME TRADE REGISTER

March 1: Brett Connolly acquired from Tampa Bay for 2015 (Matthew Spencer) and 2016 second (Libor Hajek) round draft picks.

March 2: Maxime Talbot and Paul Carey acquired from Colorado for Jordan Caron and 2016 sixth round draft pick (Oskar Steen).

March 2: Zack Phillips acquired from Minnesota for Jared Knight.

June 25: 2016 sixth round draft pick (Oskar Steen) acquired from Colorado for Carl Söderberg.

June 26: 2015 first round draft pick (Jakub Zboril), Colin Miller and Martin Jones acquired from Los Angeles for Milan Lucic.

June 26: 2015 first (Zach Senyshyn) and two second (Jakob Forsbacka-Karlsson and Jeremy Lauzon) round draft picks acquired from Calgary for Dougie Hamilton.

June 26: 2016 fifth round draft pick (Cam Clarke) acquired from Minnesota for 2015 fifth round draft pick (Kirill Kaprizov).

June 29: Zac Rinaldo acquired from Philadelphia for 2017 third round draft pick (Kirill Ustimenko).

June 30: 2016 first round draft pick (Trent Frederic) and Sean Kuraly acquired from San Jose for Martin Jones.

## 2015-16

July 1: Jimmy Hayes acquired from Florida for Reilly Smith and Marc Savard.

February 29: Lee Stempniak acquired from New Jersey for 2016 fourth (Evan Cormier) and 2017 second (Mario Ferraro) round draft picks.

February 29: John-Michael Liles acquired from Carolina for Anthony Camara, 2016 third (Jack Lafontaine) and 2017 fifth (Jonathan Dugan) round draft picks.

## 2016-17

March 1: Drew Stafford acquired from Winnipeg for 2018 sixth round draft pick.

Note - Trade register is current through September 1, 2017



# ALL-TIME DRAFT SELECTIONS

## LEGEND:

Rd	O'All	Player	Pos	From
----	-------	--------	-----	------

### 1963 NHL Amateur Draft

1	3	Orest Romashya	N/A	Jr. C
2	9	Terrance Lane	N/A	Midget
3	14	Roger Bamburak	RW	Cdn HS
4	19	Jim Blair	N/A	Midget

### 1964 NHL Amateur Draft

1	2	Alec Campbell	RW	Midget
2	8	Jim Booth	LW	OHL
3	14	Ken Dryden	G	Jr. B
4	20	Allister Blair	N/A	Jr. B

### 1965 NHL Amateur Draft

1	4	Joe Bailey	N/A	Jr. B
2	9	Bill Ramsay	N/A	MJHL

### 1966 NHL Amateur Draft

1	1	Barry Gibbs	D	SJHL
2	7	Rick Smith	D	OHA
3	13	Garnet "Ace" Bailey	LW	CMJHL
4	19	Tom Webster	RW	OHA

### 1967 NHL Amateur Draft

1	10	Meehan Bonnar	RW	Jr. B
---	----	---------------	----	-------

### 1968 NHL Amateur Draft

1	12	Danny Schock	LW	SJHL
2	18	Fraser Rice	C	QJHL
2	24	Brian St. John	C	CIAU

### 1969 NHL Amateur Draft

1	3	Don Tannahill	LW	OHA
1	4	Frank Spring	RW	WCJHL
1	11	Ivan Boldirev	C	OHA
2	22	Art Quoquochi	RW	N/A
3	34	Nels Jacobsen	LW	N/A
4	46	Ron Fairbrother	LW	N/A
5	58	Jeremy Wright	C	N/A
6	69	Jim Jones	D	OHA

### 1970 NHL Amateur Draft

1	3	Reggie Leach	RW	WCJHL
1	4	Rick MacLeish	C	OHA
1	9	Ron Plumb	D	OHA
1	13	Bob Stewart	D	OHA
2	27	Dan Bouchard	G	OHA
3	41	Ray Brownlee	C	N/A
4	55	Gordon Davies	LW	N/A
4	69	Bob Roselle	LW	N/A
5	83	Murray Wing	D	WCHA
6	96	Glen Siddall	LW	N/A

### 1971 NHL Amateur Draft

1	6	Ron Jones	D	WCJHL
1	14	Terry O'Reilly	RW	OHA
2	28	Curt Ridley	G	WCJHL
3	42	Dave Bonter	C	N/A
4	56	David Hynes	LW	ECAC
5	70	Bert Scott	C	N/A
6	84	Rob McMahon	D	N/A

### 1972 NHL Amateur Draft

1	16	Mike Bloom	LW	OMJHL
2	32	Wayne Elder	D	N/A
3	48	Michel Boudreau	C	N/A
4	64	Les Jackson	LW	N/A
5	80	Brian Coates	LW	N/A
6	96	Peter Gaw	RW	N/A
7	112	Gordie Clark	RW	ECAC
8	128	Roy Carmichael	D	N/A

### 1973 NHL Amateur Draft

1	6	Andre Savard	C	QMJHL
2	31	Jim Jones	RW	OMJHL
3	36	Doug Gibson	C	OMJHL
3	47	Al Sims	D	QMJHL
4	63	Steve Langdon	LW	OMJHL
5	79	Peter Crosbie	G	N/A
6	95	J. P. Bourgouyne	D	N/A
7	111	Walter Johnson	RW	N/A
8	127	Virgil Gates	D	N/A
9	142	Jim Pettie	G	OMJHL

### 1974 NHL Amateur Draft

1	18	Don Larway	RW	N/A
2	25	Mark Howe	D	WHA
2	36	Peter Sturgeon	LW	OMJHL
3	54	Tom Edur	D	OMJHL
4	72	Bill Reed	D	N/A
5	90	Jim Bateman	LW	N/A
6	108	Bill Best	LW	N/A
7	126	Ray Maluta	D	WCJHL
8	143	Darryl Drader	D	N/A
9	160	Peter Roberts	C	N/A
10	175	Peter Waselovich	G	N/A

### 1975 NHL Amateur Draft

1	14	Doug Halward	D	OMJHL
2	32	Barry Smith	C	WCJHL
4	60	Rick Adduono	C	OMJHL
5	68	Denis Daigle	LW	N/A
6	86	Stan Jonathan	LW	OMJHL
7	104	Matti Hagman	C	Finland
8	122	Gary Carr	G	N/A
9	140	Bo Berglund	LW	N/A
10	156	Joe Rando	D	N/A
11	171	Kevin Nugent	G	N/A

### 1976 NHL Amateur Draft

1	16	Clayton Pachal	LW	WCJHL
2	34	Lorry Gloeckner	D	WCJHL
4	70	Bob Miller	C	OMJHL
5	88	Peter Vandemark	LW	OMJHL
6	106	Ted Olson	LW	WCJHL

### 1977 NHL Amateur Draft

1	16	Dwight Foster	RW	OMJHL
2	34	Dave Parro	G	WHL
3	52	Mike Forbes	D	OMJHL
4	70	Brian McGregor	RW	WHL
5	88	Doug Butler	D	N/A
6	106	Keith Johnson	D	WHL
7	122	Ralph Cox	RW	ECAC
8	138	Mario Claude	D	QMJHL

### 1978 NHL Amateur Draft

1	16	Al Secord	LW	OHA
2	35	Graeme Nicolson	D	QMJHL
3	52	Brad Knelson	D	WHL
4	68	George Buat	RW	WHL
5	85	Darryl MacLeod	LW	ECAC
6	102	Jeff Brubaker	LW	OMJHL
7	119	Murray Skinner	G	CCHA
8	136	Richard Hehir	C	ECAC
9	153	Craig MacTavish	C	ECAC II

### 1979 NHL Entry Draft

1	8	Ray Bourque	D	QMJHL
1	15	Brad McCrimmon	D	WHL
2	36	Doug Morrison	RW	WHL
3	57	Keith Crowder	RW	OMJHL
4	78	Larry Melnyk	D	WHL
5	99	Marco Baron	G	QMJHL
6	120	Mike Krushelnyski	C	QMJHL

### 1980 NHL Entry Draft

1	18	Barry Pederson	C	WHL
3	60	Tom Fergus	C	OMJHL
4	81	Steve Kasper	C	QMJHL
5	102	Randy Hillier	D	OMJHL
6	123	Steve Lyons	LW	USHS
7	144	Tony McMurchy	C	WHL
8	165	Mike Moffat	G	OMJHL
9	186	Michael Thelven	D	Sweden
10	207	Jens Ohling	LW	Sweden

### 1981 NHL Entry Draft

1	14	Normand Leveille	LW	QMJHL
2	35	Luc Dufour	LW	QMJHL
4	77	Scott McLellan	RW	OHL
5	98	Joe Mantione	G	OHL
6	119	Bruce Milton	D	ECAC
7	140	Mats Thelin	D	Sweden
8	161	Armel Parisee	D	QMJHL
9	182	Don Sylvestri	G	ECAC
10	203	Richard Bourque	LW	QMJHL



Gord Kluzak was the first overall selection in the 1982 NHL Entry Draft. He is one of just two players the Bruins have ever selected with the first overall pick in an Entry Draft.

### 1982 NHL Entry Draft

1	1	Gord Kluzak	D	WHL
2	22	Brian Curran	D	WHL
2	39	Lyndon Byers	RW	WHL
3	60	Dave Reid	LW	OHL
5	102	Bob Nicholson	D	OHL
6	123	Bob Sweeney	C	USHS
7	144	John Meulenbrooks	D	Jr. B
8	165	Tony Fiore	C	QMJHL
9	186	Doug Kostynski	C	WHL
10	207	Tony Gilliard	LW	N/A
11	228	Tommy Lehmann	C	Sweden
12	249	Bruno Campese	G	CCHA

### 1983 NHL Entry Draft

1	17	Nevin Markwart	LW	WHL
2	42	Greg Johnston	RW	OHL
3	63	Greg Puhalski	LW	OHL
4	84	Alain Larochelle	G	WHL
5	105	Allen Pedersen	D	WHL
6	126	Terry Taillefer	G	Tier II
7	147	Ian Armstrong	D	OHL
8	168	Francois Olivier	LW	QMJHL
9	189	Harri Laurila	D	Finland
10	210	Paul Fitzsimmons	D	ECAC
11	231	Norm Foster	G	Tier II
12	252	Greg Murphy	D	USHS



# ALL-TIME DRAFT SELECTIONS

## 1984 NHL Entry Draft

1	19	Dave Pasin	RW	WHL
2	40	Ray Podloski	C	WHL
3	61	Jeff Cornelius	D	OHL
4	82	Bobby Joyce	LW	Cdn HS
5	103	Mike Bishop	G	OHL
6	124	Randy Oswald	D	WCHA
7	145	Mark Thietke	C	WHL
8	166	Don Sweeney	D	USHS
9	186	Kevin Heffernan	C	USHS
10	207	J. D. Urbanic	LW	OHL
11	227	Bill Kopecky	C	USHS
12	248	Jim Newhouse	LW	USHS

## 1985 NHL Entry Draft

2	31	Alain Cote	D	QMJHL
3	52	Bill Ranford	G	WHL
4	73	Jaime Kelly	RW	USHS
5	94	Steve Moore	D	Jr. B
6	115	Gord Hynes	D	WHL
7	136	Per Martinelle	RW	Sweden
8	157	Randy Burridge	LW	OHL
9	178	Gord Cruickshank	C	HE
10	199	Dave Buda	LW	Jr. B
10	210	Bob Beers	D	NYJHL
11	220	John Byce	C	USHS
12	241	Marc West	C	Jr. B

## 1986 NHL Entry Draft

1	13	Craig Janney	C	HE
2	34	Pekka Tirkkonen	C	Sweden
4	76	Dean Hall	C	Cdn HS
5	97	Matt Peskewis	LW	WHL
6	118	Garth Premak	D	WHL
7	139	Paul Beraldo	RW	OHL
8	160	Brian Ferreira	RW	USHS
9	181	Jeff Flaherty	RW	USHS
10	202	Greg Hawgood	D	WHL
11	223	Steffan Malmqvist	C	Sweden
12	244	Joel Gardner	C	Jr. B

## 1987 NHL Entry Draft

1	3	Glen Wesley	D	WHL
1	14	Stephane Quintal	D	QMJHL
3	56	Todd Lalonde	LW	OHL
4	67	Darwin MacPherson	D	WHL
4	77	Matt DelGuidice	G	ECAC II
5	98	Ted Donato	C	USHS
6	119	Matt Glennon	LW	USHS
7	140	Rob Cheevers	C	HE
8	161	Chris Winnes	RW	USHS
9	182	Paul Ohman	D	USHS
10	203	Casey Jones	C	ECAC
11	224	Eric Lemarque	RW	WCHA
12	245	Sean Gorman	D	USHS

## 1988 NHL Entry Draft

1	18	Robert Cimetta	LW	OHL
3	60	Steve Heinze	RW	USHS
4	81	Joe Juneau	C	ECAC
5	102	Daniel Murphy	D	ECAC II
6	123	Derek Geary	RW	USHS
8	165	Mark Kryz	D	HE
9	186	Jon Rohloff	D	USHS
11	228	Eric Reisman	D	CCHA
12	249	Doug Jones	D	OHL
Supp	--	Chris Harvey	G	ECAC

## 1989 NHL Entry Draft

1	17	Shayne Stevenson	RW	OHL
2	38	Mike Parson	G	OHL
3	57	Wes Walz	C	WHL
4	80	Jackson Penney	C	WHL
5	101	Mark Montanari	C	OHL
6	122	Stephen Foster	D	USHS
7	143	Oto Huscak	RW	Czech.
8	164	Rick Allain	D	OHL
9	185	James Lavish	RW	USHS
10	206	Geoff Simpson	D	Tier II
11	227	David Franzosa	LW	HE
Supp	--	Jeff Schulman	D	ECAC

## 1990 NHL Entry Draft

1	21	Bryan Smolinski	C	CCHA
3	63	Cam Stewart	C	Jr. B
4	84	Jerome Buckley	RW	USHS
5	105	Mike Bales	G	CCHA
6	126	Mark Woolf	RW	WHL
7	147	Jim Mackey	D	USHS
8	168	John Gruden	D	Jr. A
9	189	Darren Wetherill	D	Tier II
10	210	Dean Capuano	D	USHS
11	231	Andy Bezeau	LW	OHL
12	252	Ted Miskolci	RW	OHL
Supp	--	Howard Rosenblatt	RW	HE

## 1991 NHL Entry Draft

1	18	Glen Murray	RW	OHL
2	40	Jozef Stumpel	LW	Czech.
3	62	Marcel Cousineau	G	QMJHL
4	84	Brad Tiley	D	OHL
5	106	Mariusz Czerkawski	RW	Poland
7	150	Gary Golczewski	LW	USHS
8	172	John Moser	D	USHS
9	194	Dan Hodge	D	HE
10	216	Steve Norton	D	CCHA
11	238	Steve Lombardi	C	USHS
12	260	Torsten Kienass	D	Germany
Supp	24	Peter Allen	D	ECAC

## 1992 NHL Entry Draft

1	16	Dmitri Kvartalnov	LW	IHL
3	55	Sergei Zholtok	LW	CIS
5	112	Scott Bailey	G	WHL
6	133	Jiri Dopita	C	Czech.
6	136	Grigori Panteleev	LW	CIS
8	184	Kurt Seher	D	WHL
9	208	Mattias Timander	D	Sweden
10	232	Chris Crombie	LW	OHL
11	256	Denis Chervyakov	D	CIS
12	257	Eugene Pavlov	LW	CIS

## 1993 NHL Entry Draft

1	25	Kevyn Adams	C	CCHA
2	51	Matt Alvey	RW	Jr. B
4	88	Charles Paquette	D	QMJHL
4	103	Shawn Bates	C	USHS
5	129	Andrei Sapozhnikov	D	CIS
6	155	Milt Mastad	D	WHL
7	181	Ryan Golden	C	USHS
8	207	Hal Gill	D	USHS
9	233	Joel Prpic	C	Jr. B
10	259	Joakim Persson	G	Sweden

## 1994 NHL Entry Draft

1	21	Evgeni Ryabchikov	G	CIS
2	47	Daniel Goneau	LW	QMJHL
4	99	Eric Nickulas	C	USHS
5	125	Darren Wright	D	WHL
6	151	Andre Roy	LW	QMJHL
7	177	Jeremy Schaefer	LW	WHL
9	229	John Grahame	G	Jr. A
10	255	Neil Savary	G	QMJHL
11	281	Andrei Yakhanov	D	CIS

## 1995 NHL Entry Draft

1	9	Kyle McLaren	D	WHL
1	21	Sean Brown	D	OHL
2	47	Paxton Schafer	G	WHL
3	73	Bill McCauley	C	OHL
4	99	Cameron Mann	RW	OHL
6	151	Yevgeny Shaladybin	D	CIS
7	177	Per-Johan Axelsson	LW	Sweden
8	203	Sergei Zhukov	D	CIS
9	229	Jonathan Murphy	D	OHL

## 1996 NHL Entry Draft

1	8	Johnathan Aitken	D	WHL
2	45	Henry Kuster	RW	WHL
3	53	Eric Naud	LW	QMJHL
3	80	Jason Doyle	RW	OHL
4	100	Trent Whitfield	C	WHL
5	132	Elias Abrahamsson	D	QMJHL
6	155	Chris Lane	D	WHL
7	182	Tom Brown	D	OHL
8	208	Bob Prier	RW	ECAC
9	234	Anders Soderberg	LW	Sweden



Joe Thornton (left) and Sergei Samsonov (right) are the highest pair of first round picks the Bruins have ever selected in an Entry Draft.

Thornton was taken with the first overall selection in 1997 while Samsonov came with the eighth pick in that draft.

## 1997 NHL Entry Draft

1	1	Joe Thornton	C	OHL
1	8	Sergei Samsonov	LW	IHL
2	27	Ben Clymer	D	WCHA
3	54	Mattias Karlin	C	Sweden
3	63	Lee Goren	RW	WCHA
4	81	Karol Bartanus	RW	QMJHL
6	135	Denis Timofeev	D	Russia
7	162	Joel Trottier	RW	OHL
7	180	Jim Baxter	D	OHL
8	191	Antti Laaksonen	LW	WCHA
9	218	Eric Van Acker	D	QMJHL
9	246	Jay Henderson	LW	WHL

## 1998 NHL Entry Draft

2	48	Jonathan Girard	D	QMJHL
2	52	Bobby Allen	D	HE
3	78	Peter Nordstrom	RW	Sweden
5	135	Andrew Raycroft	G	OHL
6	165	Ryan Milanovic	LW	OHL

## 1999 NHL Entry Draft

1	21	Nick Boynton	D	OHL
2	56	Matt Zultek	LW	OHL
3	89	Kyle Wanvig	RW	WHL
4	118	Jaakko Harikkala	D	Finland
5	147	Seamus Kotyk	G	OHL
6	179	Donald Choukalos	G	WHL
7	207	Greg Barber	RW	BCJHL
8	236	John Cronin	D	USHS
9	247	Mikko Eloranta	LW	Finland
9	264	Georgijs Pujacs	D	Latvia

## 2000 NHL Entry Draft

1	7	Lars Jonsson	D	Sweden
1	27	Martin Samuelsson	LW	Sweden
2	37	Andy Hilbert	C	CCHA
2	59	Ivan Huml	LW	BCHL
3	66	Tuukka Makela	D	Finland
3	73	Sergei Zinovjev	C	Russia
4	103	Brett Nowak	C	ECAC
6	174	Jarno Kuitanen	D	Finland
7	204	Chris Berti	C	OHL
8	237	Zdenek Kutlak	D	Czech.
9	268	Pavel Kolarik	D	Czech.

# ALL-TIME DRAFT SELECTIONS

## 2001 NHL Entry Draft

1	19	Shaone Morrisonn	D	WHL
3	77	Darren McLachlan	LW	WHL
4	111	Matti Kaltiainen	G	Finland
5	147	Jiri Jakes	RW	WHL
6	179	Andrew Alberts	D	USHL
7	209	Jordan Sigalet	G	BCJHL
8	241	Milan Jurcina	D	QMJHL
9	282	Marcel Rodman	RW	OHL

## 2002 NHL Entry Draft

1	29	Hannu Toivonen	G	Finland
2	56	Vladislav Evseev	LW	Russia
4	130	Jan Kubista	RW	Czech.
5	153	Peter Hamerlik	G	OHL
7	228	Dmitri Utkin	LW	Russia
8	259	Yan Stastny	C	CCHA
9	290	Pavel Frolov	LW	Russia

## 2003 NHL Entry Draft

1	21	Mark Stuart	D	WCHA
2	45	Patrice Bergeron	C	QMJHL
2	66	Masi Marjamaki	LW	WHL
4	107	Byron Bitz	RW	BCHL
4	118	Frank Rediker	D	OHL
4	129	Patrik Valcak	LW	Czech.
5	153	Mike Brown	G	OHL
6	183	Nate Thompson	C	WHL
8	247	Benoit Mondou	C	QMJHL
9	277	Kevin Regan	G	USHS

## 2004 NHL Entry Draft

2	63	David Krejci	C	Czech.
2	64	Martins Karsums	RW	QMJHL
4	108	Ashton Rome	RW	WHL
5	134	Kris Versteeg	RW	WHL
5	160	Ben Walter	C	HE
7	224	Matt Hunwick	D	CCHA
8	255	Anton Hedman	C	Sweden

## 2005 NHL Entry Draft

1	22	Matt Lashoff	D	OHL
2	39	Petr Kalus	RW	Czech.
3	83	Mikko Lehtonen	RW	Finland
4	100	Jonathan Sigalet	D	CCHA
4	106	Vladimir Sobotka	C	Czech.
5	154	Wacey Rabbit	C	WHL
6	172	Lukas Vantuch	C	Czech.
7	217	Brock Bradford	C	USHL

## 2006 NHL Entry Draft

1	5	Phil Kessel	C	WCHA
2	37	Yuri Alexandrov	D	Russia
2	50	Milan Lucic	LW	WHL
3	71	Brad Marchand	C	QMJHL
5	128	Andrew Bodnarchuk	D	QMJHL
6	158	Levi Nelson	C	WHL

## 2007 NHL Entry Draft

1	8	Zach Hamill	C	WHL
2	35	Tommy Cross	D	USHS
5	130	Denis Reul	D	Germany
6	159	Alain Goulet	D	OPJRA
6	169	Radim Ostrcil	D	Czech.
7	189	Jordan Knackstedt	RW	WHL

## 2008 NHL Entry Draft

1	16	Joe Colborne	C	AJHL
2	47	Maxime Sauve	C	QMJHL
3	77	Michael Hutchinson	G	OHL
4	97	Jamie Arniel	C	OHL
6	173	Nicholas Tremblay	C	CJHL
7	197	Mark Goggin	C	USHS

## 2009 NHL Entry Draft

1	25	Jordan Caron	RW	QMJHL
3	86	Ryan Button	D	WHL
4	112	Lane MacDermid	LW	OHL
6	176	Tyler Randell	RW	OHL
7	206	Ben Sexton	C	CJHL

## 2010 NHL Entry Draft

1	2	Tyler Seguin	C	OHL
2	32	Jared Knight	C	OHL
2	45	Ryan Spooner	C	OHL
4	97	Craig Cunningham	LW	WHL
5	135	Justin Florek	LW	CCHA
6	165	Zane Gothberg	G	USHS
7	195	Maxim Chudinov	D	Russia
7	210	Zach Trotman	D	CCHA

## 2011 NHL Entry Draft

1	9	Dougie Hamilton	D	OHL
2	40	Alexander Khokhlachev	C/LW	OHL
3	81	Anthony Camara	LW	OHL
4	121	Brian Ferlin	RW	USHL
5	151	Rob O'Gara	D	USHS
6	181	Lars Volden	G	Finland

## 2012 NHL Entry Draft

1	24	Malcolm Subban	G	OHL
3	85	Matt Grzelcyk	D	USHL
5	131	Seth Griffith	C	OHL
5	145	Cody Payne	RW	OHL
6	175	Matthew Benning	D	AJHL
7	205	Colton Hargrove	LW	USHL

## 2013 NHL Entry Draft

2	60	Linus Arnesson	D	Sweden
3	90	Peter Cehlarik	LW	Sweden
4	120	Ryan Fitzgerald	C	EJHL
5	150	Wiley Sherman	D	USHS
6	180	Anton Blidh	LW	Sweden
7	210	Mitchell Dempsey	LW	OHL

## 2014 NHL Entry Draft

1	25	David Pastrnak	RW	Sweden
2	56	Ryan Donato	C	USHS
4	116	Danton Heinen	C/W	BCHL
5	146	Anders Bjork	LW	USHL
6	206	Emil Johansson	D	Sweden

## 2015 NHL Entry Draft



1	13	Jakub Zboril	D	QMJHL
1	14	Jake DeBrusk	LW	WHL
1	15	Zach Senyshyn	RW	OHL
2	37	Brandon Carlo	D	WHL
2	45	Jakob Forsbacka-Karlsson	C	USHL
2	52	Jeremy Lauzon	D	QMJHL
3	75	Dan Vladar	G	Cze Rep
4	105	Jesse Gabrielle	LW	WHL
6	165	Cameron Hughes	C	Big 10
7	195	Jack Becker	C	USHS

## 2016 NHL Entry Draft

1	14	Charlie McAvoy	D	HE
1	29	Trent Frederic	C	USNTDP
2	49	Ryan Lindgren	D	USNTDP
5	135	Joona Koppanen	LW	Finland
5	136	Cam Clarke	D	NAHL
6	165	Oskar Steen	C	Sweden

## 2017 NHL Entry Draft

1	18	Urho Vaakanainen	D	Finland
2	53	Jack Studnicka	C	OHL
4	111	Jeremy Swayman	G	USHL
6	173	Cedric Pare	C	QMJHL
7	195	Victor Berglund	D	Sweden
7	204	Daniel Bukac	D	WHL



Charlie McAvoy went from pulling on a Bruins jersey for the first time as Boston's first round pick in the 2016 NHL Entry Draft (left) to wearing one in his first NHL game less than a year later in the 2017 Stanley Cup Playoffs (right).



# THE NHL VS. THE

PATRICE BERGERON 2016-17 SELKE AWARD WINNER  
BRAD MARCHAND 2016-17 1ST TEAM ALL-STAR



**BOSTON'S  
TEAM** *Since  
1924*



# ANAHEIM DUCKS



**Honda Center**  
**2695 East Katella Avenue**  
**Anaheim, California 92806**  
**(714) 940-2900**  
**www.anaheimducks.com**

## HOCKEY OPERATIONS:

Executive Vice President & General Manager..... Bob Murray  
 Senior Vice President of Hockey Operations..... David McNab  
 Director of Player Personnel..... Rick Paterson

## COACHING STAFF:

Head Coach..... Randy Carlyle  
 Assistant Coaches..... Trent Yawney, Rich Preston, Steve Konowalchuk, Mark Morrison  
 Goaltending Consultant..... Sudarshan Maharaj

## COMMUNICATIONS STAFF:

Director of Media & Communications..... Alex Gilchrist  
 Media & Communications Manager..... Steve Hoem  
 Media & Communications Publicist..... Keren Lynch

## KEY STATS:

25th NHL season (began play in 1993)  
 Arena: Honda Center (capacity 17,174)  
 Stanley Cups: 1 (2007)  
 2016-17 Regular Season: 46-23-13 (105 pts, 1st in Pacific/3rd in West)  
 2017 Playoffs: Lost in Conference Final to Nashville in six games

## LAST BOSTON-ANAHEIM TRADE:

February 27, 2011: Boston acquired David Laliberte and Stefan Chaput from Anaheim for Brian McGrattan and Sean Zimmerman.

## 2017-2018 SERIES SCHEDULE:

### At Boston:

xTuesday, January 30

### At Anaheim:

Wednesday, November 15

## LIFETIME RECORD vs. ANAHEIM:

### At Home:

GP	W	L	T	OTL	GF	GA	PTS
16	7	8	0	1	44	51	15

### On the Road:

GP	W	L	T	OTL	GF	GA	PTS
16	6	8	2	0	38	43	14

### Overall:

GP	W	L	T	OTL	GF	GA	PTS
32	13	16	2	1	82	94	29

## ENTERING 2017-2018:

Current Streak, Home..... 0-2-1  
 Current Streak, Road..... 0-4-0  
 Current Streak, Overall..... 0-6-1

Lifetime Shutouts For..... 2 (1 Home; 1 Road)  
 Lifetime Shutouts Against..... 4 (2 Home; 2 Road)

Lifetime Overtime Record, Home..... 2-1-0  
 Lifetime Overtime Record, Road..... 2-1-2  
 Lifetime Overtime Record, Overall..... 4-2-2

Lifetime Shootout Record, Home..... 1-0  
 Lifetime Shootout Record, Road..... 0-0  
 Lifetime Shootout Record, Overall..... 1-0

## THE LAST TIME vs. ANAHEIM:

Boston Home Win..... October 31, 2013 (3-2/SO)  
 Boston Road Win..... March 25, 2012 (3-2)

Anaheim Home Win..... February 22, 2017 (5-3)  
 Anaheim Road Win..... December 15, 2016 (4-3)

Boston Series Sweep..... 2011-12 (1-0-0)  
 Anaheim Series Sweep..... 2016-17 (2-0-0)

Boston Home Shutout..... February 26, 2009 (6-0, Tim Thomas)  
 Boston Road Shutout..... October 13, 1997 (3-0, Jim Carey)  
 Anaheim Home Shutout..... March 18, 2016 (4-0, Frederik Andersen)  
 Anaheim Road Shutout..... December 20, 2010 (3-0, Jonas Hiller)

Boston Home Overtime Win..... October 31, 2013  
 (3-2; Jarome Iginla, Shootout)

Boston Road Overtime Win..... October 19, 2003  
 (4-3; Sergei Samsonov, 4:08)

Anaheim Home Overtime Win..... February 21, 1996  
 (4-3; Alex Hicks, 1:35)

Anaheim Road Overtime Win..... March 26, 2015  
 (3-2; Ryan Getzlaf, 3:09)

## THE LONGEST BOSTON:

Win Streak vs. Anaheim..... 2-0-0-0 (2x)  
 Losing Streak vs. Anaheim..... 0-6-0-1  
 Point Streak vs. Anaheim..... 2-0-1-0 (2x)

Home Win Streak vs. Anaheim..... 2-0-0-0 (2x)  
 Home Losing Streak vs. Anaheim..... 0-2-0-1 (3x)  
 Home Point Streak vs. Anaheim..... 2-0-0-0 (2x)

Road Win Streak vs. Anaheim..... 2-0-0-0 (2x)  
 Road Losing Streak vs. Anaheim..... 0-4-0-0  
 Road Point Streak vs. Anaheim..... 3-0-1-0

# ARIZONA COYOTES



**9400 W. Maryland Avenue  
Glendale, Arizona 85305  
(623) 772-3200  
www.ArizonaCoyotes.com**

## HOCKEY OPERATIONS:

President of Hockey Operations ..... Gary Drummond  
General Manager ..... John Chayka  
Assistant General Managers ..... Chris O'Hearn, Steve Sullivan

## COACHING STAFF:

Head Coach ..... Rick Tocchet  
Assistant Coaches ..... John MacLean, Scott Allen  
Goaltending Coach ..... Jon Elkin

## COMMUNICATIONS STAFF:

Executive Vice President of Communications & Broadcasting ..... Rich Nairn  
Director of Media Relations ..... Greg Dillard  
Media Relations Coordinator ..... Jeffrey Sanders

## KEY STATS:

39th NHL season (began play in Winnipeg in 1979; moved to Phoenix in 1996)  
Arena: Gila River Arena (capacity 17,125)  
Stanley Cups: 0  
2016-17 Regular Season: 30-42-10 (70 pts, 6th in Pacific/12th in West)  
2017 Playoffs: Did Not Qualify

## LAST BOSTON-ARIZONA TRADE:

March 3, 2010: Boston acquired 2011 third round draft pick (Anthony Camara) from Phoenix for Derek Morris.

## 2017-2018 SERIES SCHEDULE:

**At Boston:**  
Thursday, December 7

**At Arizona:**  
Saturday, October 14

## LIFETIME RECORD vs. ARIZONA:

### At Home:

GP	W	L	T	OTL	GF	GA	PTS
37	26	6	4	1	156	104	57

### On the Road:

GP	W	L	T	OTL	GF	GA	PTS
38	21	14	3	0	127	115	45

### Overall:

GP	W	L	T	OTL	GF	GA	PTS
75	47	20	7	1	283	219	102

## ENTERING 2017-2018:

Current Streak, Home ..... 4-0-0  
Current Streak, Road ..... 6-0-0  
Current Streak, Overall ..... 10-0-0

Lifetime Shutouts For ..... 4 (3 Home; 1 Road)  
Lifetime Shutouts Against ..... 1 (0 Home; 1 Road)

Lifetime Overtime Record, Home ..... 1-1-2  
Lifetime Overtime Record, Road ..... 2-1-2  
Lifetime Overtime Record, Overall ..... 3-2-4

Lifetime Shootout Record, Home ..... 0-0  
Lifetime Shootout Record, Road ..... 0-0  
Lifetime Shootout Record, Overall ..... 0-0

## THE LAST TIME vs. ARIZONA:

Boston Home Win ..... February 28, 2017 (4-1)  
Boston Road Win ..... November 12, 2016 (2-1)

Arizona Home Win ..... October 17, 2009 (4-1)  
Arizona Road Win ..... \*October 9, 2010 (5-2)

Boston Series Sweep ..... 2016-17 (2-0-0)  
Arizona Series Sweep ..... 2009-10 (1-0-0)

Boston Home Shutout ..... October 27, 2015 (6-0, Tuukka Rask)  
Boston Road Shutout ..... \*October 10, 2010 (3-0, Tim Thomas)  
Arizona Home Shutout ..... December 28, 1990 (6-0, Bob Essensa)  
Arizona Road Shutout ..... None

Boston Home Overtime Win ..... March 24, 1988  
(4-3; Ray Bourque, 0:52)

Boston Road Overtime Win ..... December 28, 2011  
(2-1; Dennis Seidenberg, 0:58)

Arizona Home Overtime Win ..... February 15, 1997  
(5-4; Jayson More, 1:14)

Arizona Road Overtime Win ..... December 11, 2005  
(2-1; Ladislav Nagy, 0:30)

## THE LONGEST BOSTON:

Win Streak vs. Arizona ..... 10-0-0-0  
Losing Streak vs. Arizona ..... 0-3-0-0  
Point Streak vs. Arizona ..... 10-0-0-0

Home Win Streak vs. Arizona ..... 5-0-0-0 (2x)  
Home Losing Streak vs. Arizona ..... 0-2-0-1  
Home Point Streak vs. Arizona ..... 7-0-2-0

Road Win Streak vs. Arizona ..... 6-0-0-0  
Road Losing Streak vs. Arizona ..... 0-4-0-0  
Road Point Streak vs. Arizona ..... 6-0-0-0

\* - Game was played at O2 Arena in Prague, Czech Republic as part of the NHL Compuware Premiere series. Boston was the designated home team on Oct. 9, 2010 and Arizona was the designated home team on Oct. 10, 2010.

# BUFFALO SABRES



**KeyBank Center**  
**One Seymour H. Knox III Plaza**  
**Buffalo, New York 14203**  
**(716) 855-4100**  
**www.sabres.com**

## HOCKEY OPERATIONS:

General Manager ..... Jason Botterill  
 Assistant General Managers ..... Randy Sexton, Mark Jakubowski  
 Director of Player Personnel ..... Kevin Devine

## COACHING STAFF:

Head Coach ..... Phil Housley  
 Associate Coach ..... Davis Payne  
 Assistant Coaches ..... Chris Hajt, Tom Ward  
 Goaltender Coach ..... Andrew Allen

## COMMUNICATIONS STAFF:

Vice President of Media Relations ..... Chris Bandura  
 Manager of Public Relations ..... Ian Ott  
 Coordinator of Public Relations ..... Chris Dierken

## KEY STATS:

48th NHL season (began play in 1970)  
 Arena: KeyBank Center (capacity 19,070)  
 Stanley Cups: 0  
 2016-17 Regular Season: 33-37-12 (78 points, 8th in Atlantic/15th in East)  
 2017 Playoffs: Did not qualify

## LAST BOSTON-BUFFALO TRADE:

October 20, 2009: Boston acquired Daniel Paille from Buffalo for 2010 third round draft pick (Kevin Sundher).

## 2017-2018 SERIES SCHEDULE:

### At Boston:

Saturday, October 21  
 Saturday, February 10

### At Buffalo:

Tuesday, December 19  
 Sunday, February 25

## LIFETIME RECORD vs. BUFFALO:

### At Home:

GP	W	L	T	OTL	GF	GA	PTS
141	79	44	14	4	503	408	176

### On the Road:

GP	W	L	T	OTL	GF	GA	PTS
144	56	66	15	7	416	494	134

### Overall:

GP	W	L	T	OTL	GF	GA	PTS
285	135	110	29	11	919	902	310

## ENTERING 2017-2018:

Current Streak, Home ..... 3-0-0  
 Current Streak, Road ..... 6-0-1  
 Current Streak, Overall ..... 7-0-0  
 Lifetime Shutouts For ..... 16 (9 Home; 7 Road)  
 Lifetime Shutouts Against ..... 10 (6 Home; 4 Road)

Lifetime Overtime Record, Home ..... 9-6-11  
 Lifetime Overtime Record, Road ..... 11-8-8  
 Lifetime Overtime Record, Overall ..... 20-14-19

Lifetime Shootout Record, Home ..... 2-3  
 Lifetime Shootout Record, Road ..... 5-3  
 Lifetime Shootout Record, Overall ..... 7-6

## THE LAST TIME vs. BUFFALO:

Boston Home Win ..... December 31, 2016 (3-1)  
 Boston Road Win ..... December 29, 2016 (4-2)

Buffalo Home Win ..... February 26, 2014 (5-4/OT)  
 Buffalo Road Win ..... December 26, 2015 (6-3)

Boston Series Sweep ..... 2016-17 (4-0-0)  
 Buffalo Series Sweep ..... 1996-97 (5-0-0)

Boston Home Shutout ..... November 17, 2016 (4-0, Tuukka Rask)  
 Boston Road Shutout ..... October 18, 2014 (4-0, Niklas Svedberg)  
 Buffalo Home Shutout ..... February 8, 2012 (6-0, Ryan Miller)  
 Buffalo Road Shutout ..... April 5, 2008 (3-0, Jocelyn Thibault)

Boston Home Overtime Win ..... February 6, 2016  
 (2-1; Brad Marchand, 2:32)  
 Boston Road Overtime Win ..... February 4, 2016  
 (3-2; Ryan Spooner, Shootout)  
 Buffalo Home Overtime Win ..... February 26, 2014  
 (5-4; Matt D'Agostini, 0:22)  
 Buffalo Road Overtime Win ..... March 17, 2015  
 (2-1; Tyler Ennis, Shootout)

## THE LONGEST BOSTON:

Win Streak vs. Buffalo ..... 7-0-0-0  
 Losing Streak vs. Buffalo ..... 0-6-0-0  
 Point Streak vs. Buffalo ..... 7-0-1-0

Home Win Streak vs. Buffalo ..... 10-0-0-0  
 Home Losing Streak vs. Buffalo ..... 0-4-0-0  
 Home Point Streak vs. Buffalo ..... 10-0-0-0

Road Win Streak vs. Buffalo ..... 4-0-0-0  
 Road Losing Streak vs. Buffalo ..... 0-6-0-0  
 Road Point Streak vs. Buffalo ..... 6-0-0-1



# CALGARY FLAMES



**Scotiabank Saddledome**  
**Box 1540, Station M**  
**Calgary, Alberta T2P 3B9**  
**(403) 777-2177**  
**www.calgaryflames.com**

## HOCKEY OPERATIONS:

President of Hockey Operations ..... Brian Burke  
 General Manager ..... Brad Treliving  
 Assistant General Managers ..... Craig Conroy, Brad Pascall  
 Vice President of Hockey Operations ..... Don Maloney

## COACHING STAFF:

Head Coach ..... Glen Gulutzan  
 Assistant Coaches ..... Martin Gelin, Dave Cameron, Paul Jerrard  
 Goaltending Coach ..... Jordan Sigalet

## COMMUNICATIONS STAFF:

Vice President of Communications ..... Peter Hanlon  
 Director of Communications & Media Relations ..... Sean Kelso  
 Public Relations Coordinator ..... Dalton Ulrich  
 Communications Assistant ..... Kelsey McCay

## KEY STATS:

46th NHL season (began play in Atlanta in 1972; moved to Calgary in 1980)  
 Arena: Scotiabank Saddledome (capacity 19,289)  
 Stanley Cups: 1 (1989)  
 2016-17 Regular Season: 45-33-4 (94 pts; 4th in Pacific/7th in West)  
 2017 Playoffs: Lost in Round One to Anaheim in four games

## LAST BOSTON-CALGARY TRADE:

June 26, 2015: Boston acquired 2015 first (Zachary Senyshyn), 2015 second (Jakob Forsbacka-Karlsson) and Washington's previously acquired 2015 second (Jeremy Lauzon) round draft picks from Calgary for Dougie Hamilton.

## 2017-2018 SERIES SCHEDULE:

**At Boston:**  
 Tuesday, February 13

**At Calgary:**  
 Monday, February 19

## LIFETIME RECORD vs. CALGARY:

### At Home:

GP	W	L	T	OTL	GF	GA	PTS
54	33	13	6	2	190	139	74

### On the Road:

GP	W	L	T	OTL	GF	GA	PTS
51	25	20	4	2	173	179	56

### Overall:

GP	W	L	T	OTL	GF	GA	PTS
105	58	33	10	4	363	318	130

## ENTERING 2017-2018:

Current Streak, Home ..... 0-1-0  
 Current Streak, Road ..... 3-0-2  
 Current Streak, Overall ..... 1-0-0

Lifetime Shutouts For ..... 7 (4 Home; 3 Road)  
 Lifetime Shutouts Against ..... 3 (1 Home; 2 Road)

Lifetime Overtime Record, Home ..... 0-2-3  
 Lifetime Overtime Record, Road ..... 1-2-3  
 Lifetime Overtime Record, Overall ..... 1-4-6

Lifetime Shootout Record, Home ..... 0-1  
 Lifetime Shootout Record, Road ..... 0-0  
 Lifetime Shootout Record, Overall ..... 0-1

## THE LAST TIME vs. CALGARY:

Boston Home Win ..... March 1, 2016 (2-1)  
 Boston Road Win ..... March 15, 2017 (5-2)

Calgary Home Win ..... December 4, 2015 (5-4/OT)  
 Calgary Road Win ..... November 25, 2016 (2-1)

Boston Series Sweep ..... 2013-14 (2-0-0)  
 Calgary Series Sweep ..... 2014-15 (2-0-0)

Boston Home Shutout ..... December 17, 2013 (2-0, Tuukka Rask)  
 Boston Road Shutout ..... October 18, 1997 (3-0, Byron Dafoe)  
 Calgary Home Shutout ..... December 17, 2005 (3-0, Miikka Kiprusoff)  
 Calgary Road Shutout ..... December 18, 2003 (5-0, Jamie McLennan)

Boston Home Overtime Win ..... None  
 Boston Road Overtime Win ..... October 18, 1987  
 (6-5; Bob Sweeney, 2:27)

Calgary Home Overtime Win ..... December 4, 2015  
 (5-4; Johnny Gaudreau, 3:20)

Calgary Road Overtime Win ..... March 5, 2015  
 (4-3; David Schlemko, Shootout)

## THE LONGEST BOSTON:

Win Streak vs. Calgary ..... 5-0-0-0 (2x)  
 Losing Streak vs. Calgary ..... 0-3-0-0 (4x)  
 Point Streak vs. Calgary ..... 6-0-0-3

Home Win Streak vs. Calgary ..... 5-0-0-0  
 Home Losing Streak vs. Calgary ..... 0-3-0-0  
 Home Point Streak vs. Calgary ..... 8-0-1-0

Road Win Streak vs. Calgary ..... 4-0-0-0  
 Road Losing Streak vs. Calgary ..... 0-3-0-0  
 Road Point Streak vs. Calgary ..... 3-0-0-2

# CAROLINA HURRICANES



**PNC Arena**  
**1400 Edwards Mill Road**  
**Raleigh, North Carolina 27607**  
**(919) 467-7825**  
**www.carolinahurricanes.com**

## HOCKEY OPERATIONS:

Executive Vice President & General Manager.....Ron Francis  
 Assistant General Managers.....Brian Tatum, Ricky Olczyk  
 Assistant General Manager & Director of Hockey Operations.....Mike Vellucci

## COACHING STAFF:

Head Coach.....Bill Peters  
 Assistant Coaches.....Rod Brind'Amour, Steve Smith  
 Goaltending Coach.....Mike Bales

## COMMUNICATIONS STAFF:

Vice President of Communications & Team Services.....Mike Sundheim  
 Manager of Communications & Team Services.....Pace Sagester

## KEY STATS:

39th NHL season (began play in Hartford in 1979; moved to Carolina in 1997)  
 Arena: PNC Arena (capacity 18,680)  
 Stanley Cups: 1 (2006)  
 2016-17 Regular Season: 36-31-15 (87 pts, 7th in Metropolitan; 12th in East)  
 2017 Playoffs: Did not qualify

## LAST BOSTON-CAROLINA TRADE:

February 29, 2016: Boston acquired John-Michael Liles from Carolina for Anthony Camara, 2016 third (Jack Lafontaine) and 2017 fifth (Jonathan Dugan) round draft picks.

## 2017-2018 SERIES SCHEDULE:

### At Boston:

Saturday, January 6  
 Tuesday, February 27

### At Carolina:

Tuesday, March 13

## LIFETIME RECORD vs. CAROLINA:

### At Home:

GP	W	L	T	OTL	GF	GA	PTS
99	57	32	7	3	335	256	124

### On the Road:

GP	W	L	T	OTL	GF	GA	PTS
98	47	38	9	4	329	314	107

### Overall:

GP	W	L	T	OTL	GF	GA	PTS
197	104	70	16	7	664	570	231

## ENTERING 2017-2018:

Current Streak, Home.....5-0-2  
 Current Streak, Road.....3-0-3  
 Current Streak, Overall.....7-0-5

Lifetime Shutouts For.....9 (7 Home; 2 Road)  
 Lifetime Shutouts Against.....12 (9 Home; 3 Road)

Lifetime Overtime Record, Home.....6-3-4  
 Lifetime Overtime Record, Road.....7-7-7  
 Lifetime Overtime Record, Overall.....13-10-11

Lifetime Shootout Record, Home.....1-2  
 Lifetime Shootout Record, Road.....1-1  
 Lifetime Shootout Record, Overall.....2-3

## THE LAST TIME vs. CAROLINA:

Boston Home Win.....December 1, 2016 (2-1/SO)  
 Boston Road Win.....February 26, 2016 (4-1)

Carolina Home Win.....January 8, 2017 (4-3/OT)  
 Carolina Road Win.....April 5, 2016 (2-1/SO)

Boston Series Sweep.....2013-14 (3-0-0)  
 Carolina Series Sweep.....2011-12 (4-0-0)

Boston Home Shutout.....January 11, 2011 (7-0, Tim Thomas)  
 Boston Road Shutout.....February 14, 1996 (3-0, Bill Ranford)  
 Carolina Home Shutout.....April 13, 1996 (2-0, Sean Burke)  
 Carolina Road Shutout.....February 2, 2012 (3-0, Cam Ward)

Boston Home Overtime Win.....December 1, 2016  
 (2-1; David Pastrnak, Shootout)

Boston Road Overtime Win.....March 29, 2015  
 (2-1; David Pastrnak, 4:23)

Carolina Home Overtime Win.....January 8, 2017  
 (4-3; Sebastian Aho, 1:34)

Carolina Road Overtime Win.....April 5, 2016  
 (2-1; Noah Hanifin, Shootout)

## THE LONGEST BOSTON:

Win Streak vs. Carolina.....7-0-0-0  
 Losing Streak vs. Carolina.....0-4-0-0 (2x)  
 Point Streak vs. Carolina.....7-0-0-5 (2x)

Home Win Streak vs. Carolina.....11-0-0-0  
 Home Losing Streak vs. Carolina.....0-4-0-0  
 Home Point Streak vs. Carolina.....12-0-1-0

Road Win Streak vs. Carolina.....4-0-0-0  
 Road Losing Streak vs. Carolina.....0-4-0-0  
 Road Point Streak vs. Carolina.....3-0-0-3 (3x)

# CHICAGO BLACKHAWKS



**United Center**  
**1901 W. Madison Street**  
**Chicago, Illinois 60612**  
**(312) 455-7000**  
**www.chicagoblackhawks.com**

## HOCKEY OPERATIONS:

Senior Vice President & General Manager ..... Stan Bowman  
 Assistant General Manager ..... Norm Maciver  
 Senior Vice President of Hockey Operations ..... Al MacIsaac

## COACHING STAFF:

Head Coach ..... Joel Quenneville  
 Assistant Coaches ..... Kevin Dineen, Ulf Samuelsson, Dan Granato  
 Goaltending Coach ..... Jimmy Waite

## COMMUNICATIONS STAFF:

Senior Executive Director of Communications ..... Adam Rogowin  
 Manager of Public Relations ..... John Steinmiller  
 Manager of Media Relations ..... Lyndsey Stroepe  
 Coordinator, Media Relations ..... Nate Haeni  
 Assistant, Media Relations ..... Will Chukerman

## KEY STATS:

92nd NHL season (began play in 1926)  
 Arena: United Center (capacity 19,717)  
 Stanley Cups: 6 (1934, 1938, 1961, 2010, 2013, 2015)  
 2016-17 Regular Season: 50-23-9 (109 pts, 1st in Central/1st in West)  
 2017 Playoffs: Lost in Round One to Nashville in four games

## LAST BOSTON-CHICAGO TRADE:

April 2, 2013: Boston acquired Rob Flick from Chicago for Max Sauve.

## 2017-2018 SERIES SCHEDULE:

### At Boston:

Saturday, March 10

### At Chicago:

Sunday, March 11

## LIFETIME RECORD vs. CHICAGO:

### At Home:

GP	W	L	T	OTL	GF	GA	PTS
292	166	92	34	0	1,045	823	366

### On the Road:

GP	W	L	T	OTL	GF	GA	PTS
294	99	146	45	4	796	950	247

### Overall:

GP	W	L	T	OTL	GF	GA	PTS
586	265	238	79	4	1,841	1,773	613

## ENTERING 2017-2018:

Current Streak, Home ..... 0-1-0  
 Current Streak, Road ..... 1-0-0  
 Current Streak, Overall ..... 1-0-0

Lifetime Shutouts For ..... 49 (24 Home; 25 Road)  
 Lifetime Shutouts Against ..... 42 (12 Home; 30 Road)

Lifetime Overtime Record, Home ..... 1-1-8  
 Lifetime Overtime Record, Road ..... 3-6-12  
 Lifetime Overtime Record, Overall ..... 4-7-20

Lifetime Shootout Record, Home ..... 0-0  
 Lifetime Shootout Record, Road ..... 2-2  
 Lifetime Shootout Record, Overall ..... 2-2

## THE LAST TIME vs. CHICAGO:

Boston Home Win ..... March 3, 2016 (4-2)  
 Boston Road Win ..... April 2, 2017 (3-2)

Chicago Home Win ..... April 3, 2016 (6-4)  
 Chicago Road Win ..... January 20, 2017 (1-0)

Boston Series Sweep ..... 2011-12 (1-0-0)  
 Chicago Series Sweep ..... 2009-10 (2-0-0)

Boston Home Shutout ..... March 27, 2014 (3-0, Tuukka Rask)  
 Boston Road Shutout ..... February 27, 1994 (4-0, Jon Casey)  
 Chicago Home Shutout ..... March 15, 1998 (1-0, Jeff Hackett)  
 Chicago Road Shutout ..... January 20, 2017 (1-0, Scott Darling)

Boston Home Overtime Win ..... March 15, 1927  
 (2-1; Sprague Cleghorn, 18:00)

Boston Road Overtime Win ..... October 15, 2011  
 (3-2; Tyler Seguin/Shootout)

Chicago Home Overtime Win ..... January 19, 2014  
 (3-2; Patrick Kane/Shootout)

Chicago Road Overtime Win ..... November 24, 1930  
 (4-3; Ty Arbour, 6:51)

## THE LONGEST BOSTON:

Win Streak vs. Chicago ..... 13-0-0-0  
 Losing Streak vs. Chicago ..... 0-7-0-0 (2x)  
 Point Streak vs. Chicago ..... 14-0-1-0

Home Win Streak vs. Chicago ..... 13-0-0-0  
 Home Losing Streak vs. Chicago ..... 0-5-0-0  
 Home Point Streak vs. Chicago ..... 13-0-2-0

Road Win Streak vs. Chicago ..... 6-0-0-0 (2x)  
 Road Losing Streak vs. Chicago ..... 0-9-0-0  
 Road Point Streak vs. Chicago ..... 5-0-3-0



# COLORADO AVALANCHE



**Pepsi Center**  
**1000 Chopper Circle**  
**Denver, Colorado 80204**  
**(303) 405-1100**  
**www.coloradoavalanche.com**

## HOCKEY OPERATIONS:

Executive Vice President & General Manager.....Joe Sakic  
 Assistant General Managers.....Craig Billington, Chris MacFarland

## COACHING STAFF:

Head Coach.....Jared Bednar  
 Assistant Coaches.....Nolan Pratt, Ray Bennett  
 Goaltending Coach.....Jussi Parkkila

## COMMUNICATIONS STAFF:

Senior Vice President of Communications &  
 Team Services.....Jean Martineau  
 Executive Director of Media Services.....Brendan McNicholas  
 Media Relations Assistant.....Danielle Bernstein

## KEY STATS:

39th NHL season (began play in Quebec in 1979; moved to Colorado in 1995)  
 Arena: Pepsi Center (capacity 17,809)  
 Stanley Cups: 2 (1996, 2001)  
 2016-17 Regular Season: 22-56-4 (48 pts, 7th in Central/14th in West)  
 2017 Playoffs: Did not qualify

## LAST BOSTON-COLORADO TRADE:

June 25, 2015: Boston acquired 2016 sixth round draft pick (Oskar Steen) from Colorado for Carl Söderberg.

## 2017-2018 SERIES SCHEDULE:

### At Boston:

Monday, October 9

### At Colorado:

Wednesday, October 11

## LIFETIME RECORD vs. COLORADO:

### At Home:

GP	W	L	T	OTL	GF	GA	PTS
69	31	28	9	1	248	210	72

### On the Road:

GP	W	L	T	OTL	GF	GA	PTS
73	41	25	6	1	295	249	89

### Overall:

GP	W	L	T	OTL	GF	GA	PTS
142	72	53	15	2	543	459	161

## ENTERING 2017-2018:

Current Streak, Home.....0-9-1-1  
 Current Streak, Road.....5-0-0-1  
 Current Streak, Overall.....0-1-0-0

Lifetime Shutouts For.....6 (3 Home; 3 Road)  
 Lifetime Shutouts Against.....7 (6 Home; 1 Road)

Lifetime Overtime Record, Home.....0-4-8  
 Lifetime Overtime Record, Road.....2-3-6  
 Lifetime Overtime Record, Overall.....2-7-14

Lifetime Shootout Record, Home.....0-0  
 Lifetime Shootout Record, Road.....0-1  
 Lifetime Shootout Record, Overall.....0-1

## THE LAST TIME vs. COLORADO:

Boston Home Win.....March 30, 1998 (4-1)  
 Boston Road Win.....November 13, 2016 (2-0)

Colorado Home Win.....January 21, 2015 (3-2/SO)  
 Colorado Road Win.....December 8, 2016 (4-2)

Boston Series Sweep.....2010-11 (1-0-0)  
 Colorado Series Sweep.....2014-15 (2-0-0)

Boston Home Shutout.....November 15, 1990 (6-0, Reggie Lemelin)  
 Boston Road Shutout.....November 13, 2016 (2-0, Tuukka Rask)  
 Colorado Home Shutout.....November 30, 1985 (2-0, Clint Malarchuk)  
 Colorado Road Shutout.....October 10, 2013 (2-0, Jean-Sebastien Giguere)

Boston Home Overtime Win.....None  
 Boston Road Overtime Win.....March 31, 1992  
 (5-4; Brent Hughes, 4:24)

Colorado Home Overtime Win.....January 21, 2015  
 (3-2; Nathan MacKinnon, Shootout)

Colorado Road Overtime Win.....February 4, 2003  
 (3-2; Greg deVries, 4:17)

## THE LONGEST BOSTON:

Win Streak vs. Colorado.....8-0-0-0  
 Losing Streak vs. Colorado.....0-6-0-0  
 Point Streak vs. Colorado.....9-0-1-0

Home Win Streak vs. Colorado.....7-0-0-0  
 Home Losing Streak vs. Colorado.....0-8-0-1  
 Home Point Streak vs. Colorado.....15-0-5-0

Road Win Streak vs. Colorado.....4-0-0-0 (3x)  
 Road Losing Streak vs. Colorado.....0-5-0-0  
 Road Point Streak vs. Colorado.....8-0-1-0

# COLUMBUS BLUE JACKETS



**Nationwide Arena**  
**200 W. Nationwide Boulevard**  
**Columbus, Ohio 43215**  
**(614) 246-4625**  
**www.BlueJackets.com**

## HOCKEY OPERATIONS:

President of Hockey Operations ..... John Davidson  
 General Manager ..... Jarmo Kekalainen  
 Assistant General Manager ..... Bill Zito

## COACHING STAFF:

Head Coach ..... John Tortorella  
 Assistant Coaches ..... Brad Shaw, Brad Larsen, Kenny McCudden  
 Goaltending Coach ..... Ian Clark

## COMMUNICATIONS STAFF:

Vice President of Communications & Team Services ..... Todd Sharrock  
 Director of Communications ..... Karen Davis  
 Manager of Communications ..... Glenn Odebralski

## KEY STATS:

18th NHL season (began play in 2000)  
 Arena: Nationwide Arena (capacity 18,144)  
 Stanley Cups: 0  
 2016-17 Regular Season: 50-24-8 (108 pts, 3rd in Metropolitan/3rd in East)  
 2017 Playoffs: Lost in Round One to Pittsburgh in five games

## LAST BOSTON-COLUMBUS TRADE:

February 7, 2014: Blake Parlett acquired from Columbus for Carter Camper.

## 2017-2018 SERIES SCHEDULE:

### At Boston:

Monday, December 18  
 Monday, March 19

### At Columbus:

Monday, October 30

## LIFETIME RECORD vs. COLUMBUS:

### At Home:

GP	W	L	T	OTL	GF	GA	PTS
11	7	4	0	0	33	27	14

### On the Road:

GP	W	L	T	OTL	GF	GA	PTS
13	8	3	0	2	45	33	18

### Overall:

GP	W	L	T	OTL	GF	GA	PTS
24	15	7	0	2	79	60	32

## ENTERING 2017-2018:

Current Streak, Home ..... 1-0-0  
 Current Streak, Road ..... 0-1-0  
 Current Streak, Overall ..... 0-1-0

Lifetime Shutouts For ..... 3 (1 Home; 2 Road)  
 Lifetime Shutouts Against ..... 1 (0 Home; 1 Road)

Lifetime Overtime Record, Home ..... 3-0-0  
 Lifetime Overtime Record, Road ..... 3-2-0  
 Lifetime Overtime Record, Overall ..... 6-2-0

Lifetime Shootout Record, Home ..... 2-0  
 Lifetime Shootout Record, Road ..... 2-0  
 Lifetime Shootout Record, Overall ..... 3-0

## THE LAST TIME vs. COLUMBUS:

Boston Home Win ..... November 10, 2016 (5-2)  
 Boston Road Win ..... October 13, 2016 (6-3)

Columbus Home Win ..... December 27, 2016 (4-3)  
 Columbus Road Win ..... February 22, 2016 (6-4)

Boston Series Sweep ..... 2013-14 (3-0-0)  
 Columbus Series Sweep ..... 2009-10 (1-0-0)

Boston Home Shutout ..... December 15, 2007 (2-0, Alex Auld)  
 Boston Road Shutout ..... November 14, 2003 (4-0, Felix Potvin)  
 Columbus Home Shutout ..... March 10, 2009 (2-0, Steve Mason)  
 Columbus Road Shutout ..... None

Boston Home Overtime Win ..... January 23, 2016  
 (3-2; Ryan Spooner, Shootout)

Boston Road Overtime Win ..... February 16, 2016  
 (2-1; Loui Eriksson, 0:33)

Columbus Home Overtime Win ..... December 26, 2006  
 (5-4; David Vyborny, 3:06)

Columbus Road Overtime Win ..... None

## THE LONGEST BOSTON:

Win Streak vs. Columbus ..... 7-0-0-0  
 Losing Streak vs. Columbus ..... 0-2-0-0 (3x)  
 Point Streak vs. Columbus ..... 7-0-0-0

Home Win Streak vs. Columbus ..... 3-0-0-0  
 Home Losing Streak vs. Columbus ..... 0-1-0-0 (4x)  
 Home Point Streak vs. Columbus ..... 3-0-0-0

Road Win Streak vs. Columbus ..... 4-0-0-0  
 Road Losing Streak vs. Columbus ..... 0-1-0-1  
 Road Point Streak vs. Columbus ..... 4-0-0-0 (2x)

# DALLAS STARS



**Dr. Pepper StarCenter**  
**2601 Avenue of the Stars**  
**Frisco, Texas 75034**  
**(214) 387-5500**  
**www.dallasstars.com**

## HOCKEY OPERATIONS:

General Manager ..... Jim Nill  
 Senior Advisor to the General Manager ..... Les Jackson  
 Assistant General Managers ..... Scott White, Mark Janko

## COACHING STAFF:

Head Coach ..... Ken Hitchcock  
 Assistant Coaches ..... Rick Wilson, Stu Barnes, Curt Fraser  
 Goaltending Coach ..... Jeff Reese

## COMMUNICATIONS STAFF:

Vice President of Communications ..... Tom Holy  
 Media Relations Manager ..... Ben Fromstein  
 Corporate Communications Manager ..... Joe Calvillo

## KEY STATS:

51st NHL season (began play in Minnesota in 1967; moved to Dallas in 1993)  
 Arena: American Airlines Center (capacity 18,532)  
 Stanley Cups: 1 (1999)  
 2016-17 Regular Season: 34-37-11 (79 pts, 6th in Central/11th in West)  
 2017 Playoffs: Did not qualify

## LAST BOSTON-DALLAS TRADE:

July 4, 2013: Boston acquired Loui Eriksson, Matt Fraser, Reilly Smith and Joe Morrow from Dallas for Tyler Seguin, Rich Peverley and Ryan Button.

## 2017-2018 SERIES SCHEDULE:

**At Boston:**  
 Monday, January 15

**At Dallas:**  
 Friday, March 23

## LIFETIME RECORD vs. DALLAS:

### At Home:

GP	W	L	T	OTL	GF	GA	PTS
67	44	11	10	2	280	165	100

### On the Road:

GP	W	L	T	OTL	GF	GA	PTS
68	35	19	13	1	246	192	84

### Overall:

GP	W	L	T	OTL	GF	GA	PTS
135	79	30	23	3	526	357	184

## ENTERING 2017-2018:

Current Streak, Home ..... 1-0-0  
 Current Streak, Road ..... 4-0-0  
 Current Streak, Overall ..... 3-0-0

Lifetime Shutouts For ..... 16 (8 Home; 8 Road)  
 Lifetime Shutouts Against ..... 4 (2 Home; 2 Road)

Lifetime Overtime Record, Home ..... 0-2-3  
 Lifetime Overtime Record, Road ..... 0-1-5  
 Lifetime Overtime Record, Overall ..... 0-3-8

Lifetime Shootout Record, Home ..... 0-2  
 Lifetime Shootout Record, Road ..... 0-0  
 Lifetime Shootout Record, Overall ..... 0-2

## THE LAST TIME vs. DALLAS:

Boston Home Win ..... March 30, 2017 (2-0)  
 Boston Road Win ..... February 26, 2017 (6-3)

Dallas Home Win ..... December 31, 2011 (4-2)  
 Dallas Road Win ..... November 3, 2015 (5-3)

Boston Series Sweep ..... 2016-17 (2-0-0)  
 Dallas Series Sweep ..... 2011-12 (1-0-0)

Boston Home Shutout ..... March 30, 2017 (2-0, Tuukka Rask)  
 Boston Road Shutout ..... October 16, 2009 (3-0, Tim Thomas)  
 Dallas Home Shutout ..... October 26, 1991 (4-0, Jon Casey)  
 Dallas Road Shutout ..... January 6, 2001 (4-0, Marty Turco)

Boston Home Overtime Win ..... None  
 Boston Road Overtime Win ..... None  
 Dallas Home Overtime Win ..... February 23, 2001  
 (5-4; Joe Nieuwendyk, 1:00)  
 Dallas Road Overtime Win ..... November 5, 2013  
 (3-2; Rich Peverley, Shootout)

## THE LONGEST BOSTON:

Win Streak vs. Dallas ..... 12-0-0-0  
 Losing Streak vs. Dallas ..... 0-3-0-0 (2x)  
 Point Streak vs. Dallas ..... 13-0-3-0

Home Win Streak vs. Dallas ..... 7-0-0-0  
 Home Losing Streak vs. Dallas ..... 0-3-0-0  
 Home Point Streak vs. Dallas ..... 28-0-7-0

Road Win Streak vs. Dallas ..... 10-0-0-0  
 Road Losing Streak vs. Dallas ..... 0-3-0-0 (2x)  
 Road Point Streak vs. Dallas ..... 10-0-1-0



# DETROIT RED WINGS



**Little Caesars Arena**  
**2645 Woodward Avenue**  
**Detroit, Michigan 48201**  
**(313) 471-7000**  
**www.detroitredwings.com**

## HOCKEY OPERATIONS:

Executive Vice President & General Manager.....Ken Holland  
 Assistant General Manager.....Ryan Martin  
 Special Assistant to the General Manager.....Kris Draper

## COACHING STAFF:

Head Coach.....Jeff Blashill  
 Assistant Coaches.....Doug Houda, John Torchetti, Pat Ferschweiler, Chris Chelios  
 Goaltending Coach.....Jeff Salajko

## COMMUNICATIONS STAFF:

Director of Public Relations.....Todd Beam  
 Communications Professionals.....Kyle Kujawa, Marr DiFilippo

## KEY STATS:

92nd NHL season (began play in 1926)  
 Arena: Joe Louis Arena (capacity TBA)  
 Stanley Cups: 11 (1936, 1937, 1943, 1950, 1952, 1954, 1955, 1997, 1998, 2002, 2008)  
 2016-17 Regular Season: 33-36-13 (79 pts, 7th in Atlantic/14th in East)  
 2017 Playoffs: Did not qualify

## LAST BOSTON-DETROIT TRADE:

January 17, 1994: Boston acquired Vincent Riendeau from Detroit for 1995 fifth round draft pick (Chad Wilchynski).

## 2017-2018 SERIES SCHEDULE:

### At Boston:

Saturday, December 23  
 Tuesday, March 6

### At Detroit:

Wednesday, December 13  
 Tuesday, February 6

## LIFETIME RECORD vs. DETROIT:

### At Home:

GP	W	L	T	OTL	GF	GA	PTS
299	162	92	43	2	1,049	790	369

### On the Road:

GP	W	L	T	OTL	GF	GA	PTS
297	84	159	52	2	752	990	222

### Overall:

GP	W	L	T	OTL	GF	GA	PTS
596	246	251	95	4	1,801	1,780	591

## ENTERING 2017-2018:

Current Streak, Home.....6-0-0  
 Current Streak, Road.....1-0-1  
 Current Streak, Overall.....4-0-1

Lifetime Shutouts For.....47 (30 Home; 17 Road)  
 Lifetime Shutouts Against.....50 (13 Home; 37 Road)

Lifetime Overtime Record, Home.....4-6-6  
 Lifetime Overtime Record, Road.....7-5-13  
 Lifetime Overtime Record, Overall.....11-11-19

Lifetime Shootout Record, Home.....0-1  
 Lifetime Shootout Record, Road.....1-1  
 Lifetime Shootout Record, Overall.....1-2

## THE LAST TIME vs. DETROIT:

Boston Home Win.....March 8, 2017 (6-1)  
 Boston Road Win.....October 29, 2016 (1-0)

Detroit Home Win.....January 18, 2017 (6-5/SO)  
 Detroit Road Win.....October 14, 2013 (3-2)

Boston Series Sweep.....2008-09 (1-0-0)  
 Detroit Series Sweep.....2011-12 (1-0-0)

Boston Home Shutout.....November 7, 1982 (7-0, Pete Peeters)  
 Boston Road Shutout.....October 29, 2016 (1-0, Tuukka Rask)  
 Detroit Home Shutout.....November 3, 2009 (2-0, Chris Osgood)  
 Detroit Road Shutout.....December 28, 1965 (1-0, Roger Crozier)

Boston Home Overtime Win.....January 24, 2017  
 (4-3; David Pastrnak, 4:13)

Boston Road Overtime Win.....November 25, 2015  
 (3-2; Frank Vatrano, 3:32)

Detroit Home Overtime Win.....January 18, 2017  
 (6-5; Frans Nielsen, Shootout)

Detroit Road Overtime Win.....November 25, 2011  
 (3-2; Todd Bertuzzi, Shootout)

## THE LONGEST BOSTON:

Win Streak vs. Detroit.....9-0-0-0  
 Losing Streak vs. Detroit.....0-15-0-0  
 Point Streak vs. Detroit.....13-0-2-0

Home Win Streak vs. Detroit.....17-0-0-0  
 Home Losing Streak vs. Detroit.....0-7-0-0 (2x)  
 Home Point Streak vs. Detroit.....18-0-4-0

Road Win Streak vs. Detroit.....6-0-0-0  
 Road Losing Streak vs. Detroit.....0-10-0-0  
 Road Point Streak vs. Detroit.....7-0-4-0

# EDMONTON OILERS



**Rogers Place**  
**10214 - 104 Avenue**  
**Edmonton, Alberta T5J 0H6**  
**(780) 414-4625**  
**www.edmontonoilers.com**

## HOCKEY OPERATIONS:

President of Hockey Operations & General Manager.....Peter Chiarelli  
 Senior Vice President of Hockey Operations.....Craig MacTavish  
 Assistant General Manager.....Keith Gretzky  
 Vice President of Player Personnel.....Duane Sutter

## COACHING STAFF:

Head Coach.....Todd McLellan  
 Assistant Coaches.....Jay Woodcroft, Jim Johnson, Ian Herbers  
 Goaltending Coach.....Dustin Schwartz

## COMMUNICATIONS STAFF:

Senior Director of Communications & Media Relations.....J. J. Hebert  
 Manager of Hockey Communications & Media Relations.....Shawn May  
 Manager of Hockey Communications & Research.....Andre Brin

## KEY STATS:

39th NHL season (began play in 1979)  
 Arena: Rogers Place (capacity 18,550)  
 Stanley Cups: 5 (1984, 1985, 1987, 1988, 1990)  
 2016-17 Regular Season: 47-26-9 (103 pts, 2nd in Pacific/4th in West)  
 2017 Playoffs: Lost in Round Two to Anaheim in seven games

## LAST BOSTON-EDMONTON TRADE:

March 2, 2010: Boston acquired Cody Wild from Edmonton for Matt Marquardt.

## 2017-2018 SERIES SCHEDULE:

### At Boston:

Sunday, November 26

### At Edmonton:

Tuesday, February 20

## LIFETIME RECORD vs. EDMONTON:

### At Home:

GP	W	L	T	OTL	GF	GA	PTS
37	26	7	3	1	151	92	56

### On the Road:

GP	W	L	T	OTL	GF	GA	PTS
36	19	12	3	2	119	120	43

### Overall:

GP	W	L	T	OTL	GF	GA	PTS
73	45	19	6	3	270	212	99

## ENTERING 2017-2018:

Current Streak, Home.....0-1-0-1  
 Current Streak, Road.....0-1-0-2  
 Current Streak, Overall.....0-2-0-3

Lifetime Shutouts For.....7 (4 Home; 3 Road)  
 Lifetime Shutouts Against.....2 (1 Home; 1 Road)

Lifetime Overtime Record, Home.....3-2-3  
 Lifetime Overtime Record, Road.....3-2-3  
 Lifetime Overtime Record, Overall.....6-4-6

Lifetime Shootout Record, Home.....0-0  
 Lifetime Shootout Record, Road.....0-2  
 Lifetime Shootout Record, Overall.....0-2

## THE LAST TIME vs. EDMONTON:

Boston Home Win.....November 6, 2014 (5-2)  
 Boston Road Win.....December 12, 2013 (4-2)

Edmonton Home Win.....March 16, 2017 (7-4)  
 Edmonton Road Win.....January 5, 2017 (4-3)

Boston Series Sweep.....2013-14 (2-0-0)  
 Edmonton Series Sweep.....2016-17 (2-0-0)

Boston Home Shutout.....February 1, 2014 (4-0, Chad Johnson)  
 Boston Road Shutout.....October 27, 2008 (1-0/OT, Tim Thomas)  
 Edmonton Home Shutout.....December 30, 1983 (2-0, Grant Fuhr)  
 Edmonton Road Shutout.....November 7, 1996 (6-0, Curtis Joseph)

Boston Home Overtime Win.....October 27, 2008  
 (1-0; Dennis Wideman, 3:18)

Boston Road Overtime Win.....December 3, 2005  
 (5-4; David Tanabe, 4:30)

Edmonton Home Overtime Win.....December 14, 2015  
 (3-2; Andrej Sekera, 0:41)

Edmonton Road Overtime Win.....December 2, 2015  
 (3-2; Jordan Eberle, Shootout)

## THE LONGEST BOSTON:

Win Streak vs. Edmonton.....13-0-0-0  
 Losing Streak vs. Edmonton.....0-2-0-3  
 Point Streak vs. Edmonton.....13-0-0-3

Home Win Streak vs. Edmonton.....8-0-0-0  
 Home Losing Streak vs. Edmonton.....0-1-0-1 (3x)  
 Home Point Streak vs. Edmonton.....9-0-1-1

Road Win Streak vs. Edmonton.....5-0-0-0  
 Road Losing Streak vs. Edmonton.....0-4-0-0 (2x)  
 Road Point Streak vs. Edmonton.....5-0-0-2

# FLORIDA PANTHERS



**BB&T Center**  
**One Panther Parkway**  
**Sunrise, Florida 33323**  
**(954) 835-7000**  
**www.floridapanthers.com**

## HOCKEY OPERATIONS:

President of Hockey Operations & General Manager.....Dale Tallon  
 Assistant General Manager.....Eric Joyce  
 Special Advisor to the President of Hockey Operations.....Chris Pronger  
 Special Advisor to the General Manager.....Bill Torrey

## COACHING STAFF:

Head Coach.....Bob Boughner  
 Associate Coach.....Jack Capuano  
 Assistant Coach.....Paul McFarland  
 Goaltending Coach.....Robb Tallas

## COMMUNICATIONS STAFF:

Vice President of Communications & Public Relations.....Thomas Drance  
 Director of Communications & Digital Media.....Adelyn Biedenbach  
 Media Relations Coordinator.....Mike Lewis  
 Public Relations Coordinator.....Chrissy Parente

## KEY STATS:

25th NHL season (began play in 1993)  
 Arena: BB&T Center (capacity 19,250)  
 Stanley Cups: 0  
 2016-17 Regular Season: 35-36-11 (81 pts, 6th in Atlantic/13th in East)  
 2017 Playoffs: Did not qualify

## LAST BOSTON-FLORIDA TRADE:

June 25, 2016: Boston acquired 2017 seventh round draft pick (Victor Berglund) for 2016 seventh round draft pick (Benjamin Finkelstein).

## 2017-2018 SERIES SCHEDULE:

### At Boston:

Thursday, January 4  
 Saturday, March 31

### At Florida:

Thursday, March 15  
 Thursday, April 5

## LIFETIME RECORD vs. FLORIDA:

### At Home:

GP	W	L	T	OTL	GF	GA	PTS
47	24	16	4	3	134	104	55

### On the Road:

GP	W	L	T	OTL	GF	GA	PTS
45	27	14	2	2	133	121	58

### Overall:

GP	W	L	T	OTL	GF	GA	PTS
92	51	30	6	5	267	225	113

## ENTERING 2017-2018:

Current Streak, Home.....2-0-0  
 Current Streak, Road.....5-0-0  
 Current Streak, Overall.....5-0-0

Lifetime Shutouts For.....8 (5 Home; 3 Road)  
 Lifetime Shutouts Against.....10 (6 Home; 4 Road)

Lifetime Overtime Record, Home.....2-4-4  
 Lifetime Overtime Record, Road.....6-2-2  
 Lifetime Overtime Record, Overall.....8-6-6

Lifetime Shootout Record, Home.....0-2  
 Lifetime Shootout Record, Road.....4-1  
 Lifetime Shootout Record, Overall.....4-3

## THE LAST TIME vs. FLORIDA:

Boston Home Win.....April 1, 2017 (5-2)  
 Boston Road Win.....January 7, 2017 (4-0)

Florida Home Win.....April 9, 2015 (4-2)  
 Florida Road Win.....March 24, 2016 (4-1)

Boston Series Sweep.....2016-17 (5-0-0)  
 Florida Series Sweep.....2006-07 (4-0-0)

Boston Home Shutout.....April 21, 2013 (3-0, Tuukka Rask)  
 Boston Road Shutout.....January 7, 2017 (4-0, Tuukka Rask)  
 Florida Home Shutout.....February 21, 2009 (2-0, Tomas Vokoun)  
 Florida Road Shutout.....December 8, 2011 (2-0, Jose Theodore)

Boston Home Overtime Win.....December 5, 2016  
 (4-3; David Pastrnak, 1:23)

Boston Road Overtime Win.....March 7, 2016  
 (5-4; Lee Stempniak, 4:00)

Florida Home Overtime Win.....March 21, 2015  
 (2-1; Brandon Pirri, Shootout)

Florida Road Overtime Win.....November 12, 2009  
 (1-0; Cory Stillman, Shootout)

## THE LONGEST BOSTON:

Win Streak vs. Florida.....9-0-0-0  
 Losing Streak vs. Florida.....0-5-0-1  
 Point Streak vs. Florida.....10-0-0-1

Home Win Streak vs. Florida.....9-0-0-0  
 Home Losing Streak vs. Florida.....0-3-0-2  
 Home Point Streak vs. Florida.....9-0-0-0

Road Win Streak vs. Florida.....5-0-0-0 (2x)  
 Road Losing Streak vs. Florida.....0-3-0-1  
 Road Point Streak vs. Florida.....5-0-0-0 (2x)



# LOS ANGELES KINGS



**Toyota Sports Center**  
**555 North Nash Street**  
**El Segundo, California 90245**  
**(310) 535-4500**  
**www.lakings.com**

## HOCKEY OPERATIONS:

President & General Manager.....Rob Blake  
 Vice President, Hockey Operations &  
 Director of Player Personnel.....Michael Futa  
 Executive Vice President, Hockey Operations & Legal Affairs.....Jeff Solomon  
 Senior Advisor & Special Assistant to the General Manager.....Jack Ferreira  
 Senior Advisor to the General Manager.....Mike O'Connell

## COACHING STAFF:

Head Coach.....John Stevens  
 Assistant Coaches.....Pierre Turgeon, Don Nachbaur, Dave Lowry  
 Goaltending Coach.....Bill Ranford

## COMMUNICATIONS STAFF:

Senior Vice President of Communications & Broadcasting.....Michael Altieri  
 Senior Director of Communications & Heritage.....Jeff Moeller  
 Director of Communications & Media Services.....Mike Kalinowski  
 Supervisor of Communications.....Eddie Fischermann

## KEY STATS:

51st NHL season (began play in 1967)  
 Arena: STAPLES Center (capacity 18,230)  
 Stanley Cups: 2 (2012, 2014)  
 2016-17 Regular Season: 39-35-8 (86 pts, 5th in Pacific/10th in West)  
 2017 Playoffs: Did not qualify

## LAST BOSTON-LOS ANGELES TRADE:

June 26, 2015: Boston acquired 2015 first round draft pick (Jakub Zboril), Colin Miller and Martin Jones from Los Angeles for Milan Lucic.

## 2017-2018 SERIES SCHEDULE:

### At Boston:

Saturday, October 28

### At Los Angeles:

Thursday, November 16

## LIFETIME RECORD vs. LOS ANGELES:

### At Home:

GP	W	L	T	OTL	GF	GA	PTS
70	48	13	6	3	306	197	105

### On the Road:

GP	W	L	T	OTL	GF	GA	PTS
69	36	25	7	1	246	233	80

### Overall:

GP	W	L	T	OTL	GF	GA	PTS
139	82	38	13	4	552	430	185

## ENTERING 2017-2018:

Current Streak, Home.....1-0-0  
 Current Streak, Road.....1-0-0  
 Current Streak, Overall.....2-0-0

Lifetime Shutouts For.....10 (9 Home; 1 Road)  
 Lifetime Shutouts Against.....10 (2 Home; 8 Road)

Lifetime Overtime Record, Home.....3-4-4  
 Lifetime Overtime Record, Road.....3-3-4  
 Lifetime Overtime Record, Overall.....6-7-8

Lifetime Shootout Record, Home.....0-2  
 Lifetime Shootout Record, Road.....0-1  
 Lifetime Shootout Record, Overall.....0-3

## THE LAST TIME vs. LOS ANGELES:

Boston Home Win.....December 18, 2016 (1-0)  
 Boston Road Win.....February 23, 2017 (4-1)

Los Angeles Home Win.....March 19, 2016 (2-1)  
 Los Angeles Road Win.....February 9, 2016 (9-2)

Boston Series Sweep.....2016-17 (2-0-0)  
 Los Angeles Series Sweep.....2015-16 (2-0-0)

Boston Home Shutout.....December 18, 2016 (1-0, Tuukka Rask)  
 Boston Road Shutout.....January 3, 1976 (3-0, Dave Reece)  
 Los Angeles Home Shutout.....December 2, 2014 (2-0, Jonathan Quick)  
 Los Angeles Road Shutout.....January 12, 2006 (6-0, Mathieu Garon)

Boston Home Overtime Win.....November 2, 1989  
 (5-4; Bob Sweeney, 1:43)

Boston Road Overtime Win.....March 22, 2003  
 (4-3; Glen Murray, 2:05)

Los Angeles Home Overtime Win.....October 16, 1998  
 (2-1; Luc Robitaille, 2:47)

Los Angeles Road Overtime Win.....November 20, 2010  
 (4-3; Michal Handzus, Shootout)

## THE LONGEST BOSTON:

Win Streak vs. Los Angeles.....10-0-0-0  
 Losing Streak vs. Los Angeles.....0-1-0-4  
 Point Streak vs. Los Angeles.....14-0-1-0

Home Win Streak vs. Los Angeles.....10-0-0-0 (2x)  
 Home Losing Streak vs. Los Angeles.....0-1-0-3  
 Home Point Streak vs. Los Angeles.....10-0-1-0 (2x)

Road Win Streak vs. Los Angeles.....4-0-0-0 (2x)  
 Road Losing Streak vs. Los Angeles.....0-3-0-0  
 Road Point Streak vs. Los Angeles.....3-0-2-0 (2x)

# MINNESOTA WILD



**Xcel Energy Center**  
**317 Washington Street**  
**St. Paul, Minnesota 55102**  
**(651) 602-6000**  
**www.wild.com**

## HOCKEY OPERATIONS:

Executive Vice President & General Manager.....Chuck Fletcher  
 Senior Vice President of Hockey Operations.....Brent Flahr  
 Assistant General Managers.....Andrew Brunette, Shep Harder

## COACHING STAFF:

Head Coach.....Bruce Boudreau  
 Assistant Coaches.....John Anderson, Darby Hendrickson, Bob Woods  
 Goaltending Coach.....Bob Mason

## COMMUNICATIONS STAFF:

Director of Media Relations.....Aaron Sickman  
 Senior Coordinator of Media Relations.....Carly Peters  
 Coordinator of Media Relations.....Megan Kogut

## KEY STATS:

18th NHL season (began play in 2000)  
 Arena: Xcel Energy Center (capacity 17,954)  
 Stanley Cups: 0  
 2016-17 Regular Season: 49-25-8 (106 pts, 2nd in Central/2nd in West)  
 2017 Playoffs: Lost in Round One to St. Louis in five games

## LAST BOSTON-MINNESOTA TRADE:

June 27, 2015: Boston acquired 2016 fifth round draft pick (Cam Clarke) from Minnesota for 2015 fifth round draft pick (Kirill Kaprizov).

## 2017-2018 SERIES SCHEDULE:

### At Boston:

Monday, November 6

### At Minnesota:

Sunday, March 25

## LIFETIME RECORD vs. MINNESOTA:

### At Home:

GP	W	L	T	OTL	GF	GA	PTS
10	2	8	0	0	17	31	4

### On the Road:

GP	W	L	T	OTL	GF	GA	PTS
10	4	5	0	1	20	25	9

### Overall:

GP	W	L	T	OTL	GF	GA	PTS
20	6	13	0	1	37	56	13

## ENTERING 2017-2018:

Current Streak, Home.....0-1-0  
 Current Streak, Road.....0-1-0  
 Current Streak, Overall.....0-2-0

Lifetime Shutouts For.....0 (0 Home; 0 Road)  
 Lifetime Shutouts Against.....5 (3 Home; 2 Road)

Lifetime Overtime Record, Home.....0-0-0  
 Lifetime Overtime Record, Road.....2-1-0  
 Lifetime Overtime Record, Overall.....2-2-0

Lifetime Shootout Record, Home.....0-0  
 Lifetime Shootout Record, Road.....1-1  
 Lifetime Shootout Record, Overall.....1-1

## THE LAST TIME vs. MINNESOTA:

Boston Home Win.....November 19, 2015 (4-2)  
 Boston Road Win.....February 13, 2016 (4-2)

Minnesota Home Win.....November 17, 2016 (1-0)  
 Minnesota Road Win.....October 25, 2016 (5-0)

Boston Series Sweep.....2015-16 (2-0-0)  
 Minnesota Series Sweep.....2016-17 (2-0-0)

Boston Home Shutout.....None  
 Boston Road Shutout.....None  
 Minnesota Home Shutout.....November 17, 2016 (1-0, Devan Dubnyk)  
 Minnesota Road Shutout.....October 25, 2016 (5-0, Devan Dubnyk)

Boston Home Overtime Win.....None  
 Boston Road Overtime Win.....December 17, 2014  
 (3-2; Loui Eriksson, 1:30)

Minnesota Home Overtime Win.....April 8, 2014  
 (4-3; Mikko Koivu, Shootout)

Minnesota Road Overtime Win.....None

## THE LONGEST BOSTON:

Win Streak vs. Minnesota.....3-0-0-0  
 Losing Streak vs. Minnesota.....0-5-0-0  
 Point Streak vs. Minnesota.....3-0-0-0

Home Win Streak vs. Minnesota.....1-0-0-0 (2x)  
 Home Losing Streak vs. Minnesota.....0-6-0-0  
 Home Point Streak vs. Minnesota.....1-0-0-0 (2x)

Road Win Streak vs. Minnesota.....2-0-0-0  
 Road Losing Streak vs. Minnesota.....0-2-0-0  
 Road Point Streak vs. Minnesota.....2-0-0-1

# MONTREAL CANADIENS



**Bell Centre**  
**1909, avenue des Canadiens-de-Montreal**  
**Montreal, Quebec H4B 5G0**  
**(514) 932-2582**  
**www.canadiens.com**

## HOCKEY OPERATIONS:

Executive Vice President, Hockey & General Manager.....Marc Bergevin  
 Senior Vice President of Hockey Operations.....Rick Dudley  
 Assistant General Managers..... Scott Mellanby, Trevor Timmins

## COACHING STAFF:

Head Coach..... Claude Julien  
 Associate Coach..... Kirk Muller  
 Assistant Coaches..... Jean-Jacques Daigneault, Dan Lacroix  
 Goaltending Coach.....Stephane Waite

## COMMUNICATIONS STAFF:

Senior Vice President of Communications ..... Donald Beauchamp  
 Executive Director of Media Relations .....Dominick Saillant  
 Executive Assistant to the Senior  
 Vice President of Communications.....Sylvie Lambert  
 Communications Manager.....Francois Marchand  
 Manager of Research & Translation.....Carl Lavigne

## KEY STATS:

101st NHL season (began play in 1917 at formation of NHL; 108th franchise season)  
 Arena: Bell Centre (capacity 21,288)  
 Stanley Cups: 23 NHL (1924, 1930, 1931, 1944, 1946, 1953, 1956, 1957, 1958, 1959, 1960, 1965, 1966, 1968, 1969, 1971, 1973, 1976, 1977, 1978, 1979, 1986, 1993)  
 2016-17 Regular Season: 47-26-9 (103 pts, 1st in Atlantic/4th in East)  
 2017 Playoffs: Lost in Round One to NY Rangers in six games

## LAST BOSTON-MONTREAL TRADE:

February 21, 2001: Boston acquired Eric Weinrich from Montreal for Patrick Traverse.

## 2017-2018 SERIES SCHEDULE:

### At Boston:

Wednesday, January 17  
 Saturday, March 3

### At Montreal:

Saturday, January 13  
 Saturday, January 20

## LIFETIME RECORD vs. MONTREAL:

### At Home:

GP	W	L	T	OTL	GF	GA	PTS
369	166	141	56	6	1,076	1,004	394

### On the Road:

GP	W	L	T	OTL	GF	GA	PTS
369	109	210	47	3	868	1,229	268

### Overall:

GP	W	L	T	OTL	GF	GA	PTS
738	275	351	103	9	1,944	2,233	662

## ENTERING 2017-2018:

Current Streak, Home.....1-0-0  
 Current Streak, Road.....1-0-0  
 Current Streak, Overall.....2-0-0

Lifetime Shutouts For.....59 (35 Home; 24 Road)  
 Lifetime Shutouts Against.....54 (21 Home; 33 Road)

Lifetime Overtime Record, Home.....8-7-13  
 Lifetime Overtime Record, Road.....7-6-18  
 Lifetime Overtime Record, Overall.....15-13-31

Lifetime Shootout Record, Home.....0-4  
 Lifetime Shootout Record, Road.....2-2  
 Lifetime Shootout Record, Overall.....2-5

## THE LAST TIME vs. MONTREAL:

Boston Home Win.....February 12, 2017 (4-0)  
 Boston Road Win.....December 12, 2016 (2-1/OT)

Montreal Home Win.....November 8, 2016 (3-2)  
 Montreal Road Win.....October 22, 2016 (4-2)

Boston Series Sweep.....1994-95 (4-0-0)  
 Montreal Series Sweep.....2014-15 (4-0-0)

Boston Home Shutout.....February 12, 2017 (4-0, Tuukka Rask)  
 Boston Road Shutout.....November 21, 2011 (1-0, Tim Thomas)  
 Montreal Home Shutout.....April 3, 2007 (2-0, Jaroslav Halak)  
 Montreal Road Shutout.....November 22, 2014 (2-0, Carey Price)

Boston Home Overtime Win.....April 9, 2009  
 (5-4; Mark Recchi, 2:42)  
 Boston Road Overtime Win.....December 12, 2016  
 (2-1; Ryan Spooner, 3:20)  
 Montreal Home Overtime Win.....January 8, 2011  
 (3-2; Max Pacioretty, 3:43)  
 Montreal Road Overtime Win.....March 24, 2014  
 (2-1; Alexander Galchenyuk, Shootout)

## THE LONGEST BOSTON:

Win Streak vs. Montreal.....9-0-0-0  
 Losing Streak vs. Montreal.....0-10-0-1  
 Point Streak vs. Montreal.....11-0-1-0

Home Win Streak vs. Montreal.....11-0-0-0  
 Home Losing Streak vs. Montreal.....0-7-0-2  
 Home Point Streak vs. Montreal.....13-0-2-0

Road Win Streak vs. Montreal.....4-0-0-0  
 Road Losing Streak vs. Montreal.....0-14-0-0  
 Road Point Streak vs. Montreal.....4-0-3-0



# NASHVILLE PREDATORS



**Bridgestone Arena**  
**501 Broadway**  
**Nashville, Tennessee 37203**  
**(615) 770-2300**  
**www.nashvillepredators.com**

## HOCKEY OPERATIONS:

President of Hockey Operations & General Manager.....David Poile  
 Assistant General Manager.....Paul Fenton

## COACHING STAFF:

Head Coach.....Peter Laviolette  
 Assistant Coaches.....Dan Muse, Kevin McCarthy  
 Goaltending Coach.....Ben Vanderklok

## COMMUNICATIONS STAFF:

Director of Communications.....Kevin Wilson  
 Communications & Content Coordinator.....Brooks Bratten

## KEY STATS:

20th NHL season (began play in 1998)  
 Arena: Bridgestone Arena (capacity 17,113)  
 Stanley Cups: 0  
 2016-17 Regular Season: 41-29-12 (94 pts, 4th in Central/8th in West)  
 2017 Playoffs: Lost in Stanley Cup Final to Pittsburgh in six games

## LAST BOSTON-NASHVILLE TRADE:

None.

## 2017-2018 SERIES SCHEDULE:

<b>At Boston:</b>	<b>At Nashville:</b>
Thursday, October 5	Monday, December 4

## LIFETIME RECORD vs. NASHVILLE:

At Home:								
GP	W	L	T	OTL	GF	GA	PTS	
12	8	3	1	0	38	24	17	
On the Road:								
GP	W	L	T	OTL	GF	GA	PTS	
13	5	4	0	4	30	34	14	
Overall:								
GP	W	L	T	OTL	GF	GA	PTS	
25	13	7	1	4	68	58	31	

## ENTERING 2017-2018:

Current Streak, Home.....	1-0-0
Current Streak, Road.....	0-2-1
Current Streak, Overall.....	1-0-0
Lifetime Shutouts For.....	0 (0 Home; 0 Road)
Lifetime Shutouts Against.....	3 (0 Home; 3 Road)
Lifetime Overtime Record, Home.....	2-0-1
Lifetime Overtime Record, Road.....	0-4-0
Lifetime Overtime Record, Overall.....	2-4-1
Lifetime Shootout Record, Home.....	1-0
Lifetime Shootout Record, Road.....	0-2
Lifetime Shootout Record, Overall.....	1-2

## THE LAST TIME vs. NASHVILLE:

Boston Home Win.....	March 28, 2017 (4-1)
Boston Road Win.....	December 23, 2013 (6-2)
Nashville Home Win.....	January 12, 2017 (2-1)
Nashville Road Win.....	December 7, 2015 (3-2)
Boston Series Sweep.....	2013-14 (2-0-0)
Nashville Series Sweep.....	2015-16 (2-0-0)
Boston Home Shutout.....	None
Boston Road Shutout.....	None
Nashville Home Shutout.....	February 18, 2016 (2-0, Pekka Rinne)
Nashville Road Shutout.....	None
Boston Home Overtime Win.....	January 2, 2014 (3-2; Brad Marchand, 0:54)
Boston Road Overtime Win.....	None
Nashville Home Overtime Win.....	December 16, 2014 (3-2; Derek Roy, Shootout)
Nashville Road Overtime Win.....	None

## THE LONGEST BOSTON:

Win Streak vs. Nashville.....	3-0-0-0 (2x)
Losing Streak vs. Nashville.....	0-2-0-0 (2x)
Point Streak vs. Nashville.....	6-0-0-3
Home Win Streak vs. Nashville.....	5-0-0-0
Home Losing Streak vs. Nashville.....	0-1-0-0 (3x)
Home Point Streak vs. Nashville.....	5-0-0-0
Road Win Streak vs. Nashville.....	2-0-0-0
Road Losing Streak vs. Nashville.....	0-2-0-1 (2x)
Road Point Streak vs. Nashville.....	1-0-0-3 (2x)

# NEW JERSEY DEVILS



**Prudential Center**  
**25 Lafayette Street**  
**Newark, New Jersey 07102**  
**(973) 757-6100**  
**www.newjerseydevils.com**

## HOCKEY OPERATIONS:

Executive Vice President & General Manager..... Ray Shero  
 Assistant General Manager..... Tom Fitzgerald  
 Vice President of Hockey Operations..... Steve Pellegrini

## COACHING STAFF:

Head Coach..... John Hynes  
 Assistant Coaches..... Alain Nasreddine, Geoff Ward, Ryane Clowe  
 Goaltending Coach..... Roland Melanson

## COMMUNICATIONS STAFF:

Vice President of Hockey Communications & Team Operations..... Pete Albietz  
 Director of Hockey Communications & Content..... Sarah Bricker  
 Manager of Communications & Team Operations..... James Stolfi  
 Assistant to Hockey Operations & Communications..... Scott Litwack

## KEY STATS:

44th NHL season (began play in Kansas City in 1974; moved to Colorado in 1976; moved to New Jersey in 1982)  
 Arena: Prudential Center (capacity 16,514)  
 Stanley Cups: 3 (1995, 2000, 2003)  
 2016-17 Regular Season: 28-40-14 (70 pts, 8th in Metropolitan/16th in East)  
 2017 Playoffs: Did not qualify

## LAST BOSTON-NEW JERSEY TRADE:

February 29, 2016: Boston acquired Lee Stempniak from New Jersey for 2016 fourth (Evan Cormier) and 2017 second (later traded to San Jose, Mario Ferraro) round draft picks.

## 2017-2018 SERIES SCHEDULE:

### At Boston:

Tuesday, January 23

### At New Jersey:

Wednesday, November 22  
 Sunday, February 11

## LIFETIME RECORD vs. NEW JERSEY:

### At Home:

GP	W	L	T	OTL	GF	GA	PTS
78	45	19	8	6	279	220	104

### On the Road:

GP	W	L	T	OTL	GF	GA	PTS
74	37	22	11	4	226	184	89

### Overall:

GP	W	L	T	OTL	GF	GA	PTS
152	82	41	19	10	505	404	193

## ENTERING 2017-2018:

Current Streak, Home.....5-0-0  
 Current Streak, Road.....0-2-0  
 Current Streak, Overall.....1-0-0

Lifetime Shutouts For..... 7 (5 Home; 2 Road)  
 Lifetime Shutouts Against..... 6 (3 Home; 3 Road)

Lifetime Overtime Record, Home..... 6-7-8  
 Lifetime Overtime Record, Road..... 2-4-4  
 Lifetime Overtime Record, Overall.....8-11-12

Lifetime Shootout Record, Home..... 2-2  
 Lifetime Shootout Record, Road..... 0-1  
 Lifetime Shootout Record, Overall..... 2-3

## THE LAST TIME vs. NEW JERSEY:

Boston Home Win..... March 4, 2017 (3-2)  
 Boston Road Win..... January 8, 2016 (4-1)

New Jersey Home Win..... January 2, 2017 (3-0)  
 New Jersey Road Win..... October 26, 2013 (4-3)

Boston Series Sweep..... 2014-15 (3-0-0)  
 New Jersey Series Sweep..... 2005-06 (4-0-0)

Boston Home Shutout..... January 8, 2015 (3-0, Niklas Svedberg)  
 Boston Road Shutout..... March 30, 2010 (1-0/OT, Tuukka Rask)  
 New Jersey Home Shutout..... January 2, 2017 (3-0, Cory Schneider)  
 New Jersey Road Shutout..... December 30, 2002 (1-0, Martin Brodeur)

Boston Home Overtime Win..... December 20, 2015  
 (2-1; Ryan Spooner, Shootout)

Boston Road Overtime Win..... February 27, 2015  
 (3-2; Ryan Spooner, 2:46)

New Jersey Home Overtime Win..... April 2, 2008  
 (3-2; Zach Parise, Shootout)

New Jersey Road Overtime Win..... November 27, 2009  
 (2-1; Jamie Langenbrunner, Shootout)

## THE LONGEST BOSTON:

Win Streak vs. New Jersey..... 7-0-0-0 (2x)  
 Losing Streak vs. New Jersey..... 0-4-0-0  
 Point Streak vs. New Jersey..... 4-0-3-2

Home Win Streak vs. New Jersey..... 7-0-0-0  
 Home Losing Streak vs. New Jersey..... 0-2-0-2  
 Home Point Streak vs. New Jersey..... 6-0-0-1 (3x)

Road Win Streak vs. New Jersey..... 4-0-0-0  
 Road Losing Streak vs. New Jersey..... 0-3-0-0  
 Road Point Streak vs. New Jersey..... 8-0-4-0

# NEW YORK ISLANDERS



**1255 Hempstead Turnpike  
Uniondale, New York 11553  
(516) 501-6700  
www.newyorkislanders.com**

## HOCKEY OPERATIONS:

President & General Manager..... Garth Snow  
Assistant General Manager..... Doug Weight

## COACHING STAFF:

Head Coach..... Doug Weight  
Associate Coach..... Greg Cronin  
Assistant Coaches..... Matt Bertani, Luke Richardson, Scott Gomez, Kelly Buchberger  
Goaltending Coach..... Fred Brathwaite

## COMMUNICATIONS STAFF:

Director of Communications..... Kimber Auerbach  
Communications Manager..... Jesse Eisenberg  
Communications Coordinator..... Kelly Keogh

## KEY STATS:

46th NHL season (began play in 1972)  
Arena: Barclays Center (capacity 15,795)  
Stanley Cups: 4 (1980, 1981, 1982, 1983)  
2016-17 Regular Season: 41-29-12 (94 pts, 5th in Metropolitan/9th in East)  
2017 Playoffs: Did not qualify

## LAST BOSTON-NEW YORK TRADE:

October 4, 2014: Boston acquired 2015 (Brandon Carlo) and 2016 (Ryan Lindgren) second round draft picks from New York Islanders for Johnny Boychuk.

## 2017-2018 SERIES SCHEDULE:

### At Boston:

Saturday, December 9

### At New York:

Tuesday, January 2  
Thursday, January 18

## LIFETIME RECORD vs. NEW YORK:

### At Home:

GP	W	L	T	OTL	GF	GA	PTS
81	44	24	11	2	285	222	101

### On the Road:

GP	W	L	T	OTL	GF	GA	PTS
82	40	30	10	2	268	254	92

### Overall:

GP	W	L	T	OTL	GF	GA	PTS
163	84	54	21	4	553	476	193

## ENTERING 2017-2018:

Current Streak, Home.....0-2-0  
Current Streak, Road.....5-0-0  
Current Streak, Overall.....1-0-0

Lifetime Shutouts For..... 8 (3 Home; 5 Road)  
Lifetime Shutouts Against..... 4 (1 Home; 3 Road)

Lifetime Overtime Record, Home.....3-4-6  
Lifetime Overtime Record, Road.....0-2-9  
Lifetime Overtime Record, Overall.....3-6-15

Lifetime Shootout Record, Home..... 2-1  
Lifetime Shootout Record, Road..... 0-0  
Lifetime Shootout Record, Overall..... 2-1

## THE LAST TIME vs. NEW YORK:

Boston Home Win..... March 12, 2016 (3-1)  
Boston Road Win..... March 25, 2017 (2-1)

New York Home Win..... November 2, 2013 (3-1)  
New York Road Win..... January 16, 2017 (4-0)

Boston Series Sweep..... 2015-16 (3-0-0)  
New York Series Sweep..... 2005-06 (4-0-0)

Boston Home Shutout..... October 12, 1998 (3-0, Byron Dafoe)  
Boston Road Shutout..... November 19, 2011 (6-0, Tim Thomas)  
New York Home Shutout..... February 24, 2004 (0-0, Rick DiPietro)  
New York Road Shutout..... January 16, 2017 (4-0, Thomas Greiss)

Boston Home Overtime Win..... October 10, 2009  
(4-3; Marc Savard, Shootout)

Boston Road Overtime Win..... None  
New York Home Overtime Win..... December 12, 2009  
(3-2; Frans Nielsen, 0:24)

New York Road Overtime Win..... January 11, 2007  
(5-4; Jason Blake, Shootout)

## THE LONGEST BOSTON:

Win Streak vs. New York..... 7-0-0-0  
Losing Streak vs. New York..... 0-4-0-2  
Point Streak vs. New York..... 9-0-2-0

Home Win Streak vs. New York..... 6-0-0-0  
Home Losing Streak vs. New York..... 0-3-0-0 (2x)  
Home Point Streak vs. New York..... 6-0-4-0

Road Win Streak vs. New York..... 5-0-0-0  
Road Losing Streak vs. New York..... 0-4-0-1  
Road Point Streak vs. New York..... 5-0-1-0



# NEW YORK RANGERS



**Madison Square Garden**  
**Two Pennsylvania Plaza, 14th Floor**  
**New York, New York 10121**  
**(212) 465-6486**  
**www.newyorkrangers.com**

## HOCKEY OPERATIONS:

President ..... Glen Sather  
 General Manager ..... Jeff Gorton  
 Senior Vice President & Assistant General Manager ..... Jim Schoenfeld  
 Assistant General Manager ..... Chris Drury

## COACHING STAFF:

Head Coach ..... Alain Vigneault  
 Associate Coach ..... Scott Arniel  
 Assistant Coaches ..... Darryl Williams, Jeff Beukeboom, Lindy Ruff  
 Assistant Coach & Goaltending Coach ..... Benoit Allaire

## COMMUNICATIONS STAFF:

Senior Vice President of Public Relations & Player Recruitment ..... John Rosasco  
 Director of Public Relations ..... Ryan Nissan  
 Manager of Public Relations ..... Lindsay Hayes  
 Coordinator of Public Relations ..... Michael Rappaport

## KEY STATS:

92nd NHL season (began play in 1926)  
 Arena: Madison Square Garden (capacity 18,006)  
 Stanley Cups: 4 (1928, 1933, 1940, 1994)  
 2016-17 Regular Season: 48-28-6 (102 pts, 4th in Metropolitan/5th in East)  
 2017 Playoffs: Lost in Round Two to Ottawa in six games

## LAST BOSTON-NEW YORK TRADE:

February 27, 2007: Boston acquired Aaron Ward from NY Rangers for Paul Mara.

## 2017-2018 SERIES SCHEDULE:

### At Boston:

Saturday, December 16

### At New York:

Wednesday, November 8  
 Wednesday, February 7

## LIFETIME RECORD vs. NEW YORK:

### At Home:

GP	W	L	T	OTL	GF	GA	PTS
320	170	102	42	6	1,120	885	388

### On the Road:

GP	W	L	T	OTL	GF	GA	PTS
323	121	144	55	3	897	987	300

### Overall:

GP	W	L	T	OTL	GF	GA	PTS
643	291	246	97	9	2,017	1,872	688

## ENTERING 2017-2018:

Current Streak, Home ..... 0-2-0  
 Current Streak, Road ..... 0-4-0  
 Current Streak, Overall ..... 0-5-0

Lifetime Shutouts For ..... 35 (20 Home; 15 Road)  
 Lifetime Shutouts Against ..... 40 (19 Home; 21 Road)

Lifetime Overtime Record, Home ..... 2-8-13  
 Lifetime Overtime Record, Road ..... 4-6-17  
 Lifetime Overtime Record, Overall ..... 6-14-30

Lifetime Shootout Record, Home ..... 2-3  
 Lifetime Shootout Record, Road ..... 0-2  
 Lifetime Shootout Record, Overall ..... 2-5

## THE LAST TIME vs. NEW YORK:

Boston Home Win ..... November 27, 2016 (4-3)  
 Boston Road Win ..... March 2, 2014 (6-3)

New York Home Win ..... October 26, 2016 (5-2)  
 New York Road Win ..... March 2, 2017 (2-1)

Boston Series Sweep ..... 2013-14 (3-0-0)  
 New York Series Sweep ..... 2016-17 (3-0-0)

Boston Home Shutout ..... January 15, 2015 (3-0, Tuukka Rask)  
 Boston Road Shutout ..... March 9, 2008 (0-1/SO, Alex Auld)  
 New York Home Shutout ..... November 1, 2009 (1-0, Henrik Lundqvist)  
 New York Road Shutout ..... February 14, 2012 (3-0, Henrik Lundqvist)

Boston Home Overtime Win ..... January 19, 2008  
 (4-3; Phil Kessel, Shootout)

Boston Road Overtime Win ..... November 5, 1990  
 (3-2; Bob Sweeney, 3:30)

New York Home Overtime Win ..... January 23, 2013  
 (4-3; Marian Gaborik, 0:27)

New York Road Overtime Win ..... February 12, 2013  
 (4-3; Ryan Callahan, Shootout)

## THE LONGEST BOSTON:

Win Streak vs. New York ..... 7-0-0-0 (4x)  
 Losing Streak vs. New York ..... 0-5-0-3  
 Point Streak vs. New York ..... 13-0-3-0

Home Win Streak vs. New York ..... 10-0-0-0  
 Home Losing Streak vs. New York ..... 0-6-0-0  
 Home Point Streak vs. New York ..... 14-0-1-0

Road Win Streak vs. New York ..... 9-0-0-0  
 Road Losing Streak vs. New York ..... 0-5-0-0  
 Road Point Streak vs. New York ..... 9-0-0-0

# OTTAWA SENATORS



**Canadian Tire Centre**  
**1000 Palladium Drive**  
**Ottawa, Ontario K2V 1A5**  
**(613) 599-0250**  
**www.ottawasenators.com**

## HOCKEY OPERATIONS:

General Manager ..... Pierre Dorion  
 Assistant General Manager ..... Randy Lee  
 Senior Hockey Advisor ..... Bryan Murray  
 Senior Advisor of Hockey Operations ..... Daniel Alfredsson

## COACHING STAFF:

Head Coach ..... Guy Boucher  
 Associate Coach ..... Marc Crawford  
 Assistant Coaches ..... Rob Cookson, Martin Raymond  
 Goaltending Coach ..... Pierre Goulx

## COMMUNICATIONS STAFF:

Senior Director of Communications ..... Brian Morris  
 Manager of Communications ..... Chris Moore

## KEY STATS:

26th NHL season (began play in 1992)  
 Arena: Canadian Tire Centre (capacity 18,572)  
 Stanley Cups: 0  
 2016-17 Regular Season: 44-28-10 (98 pts, 2nd in Atlantic/6th in East)  
 2017 Playoffs: x

## LAST BOSTON-OTTAWA TRADE:

February 15, 2011: Boston acquired Chris Kelly from Ottawa for 2011 second round draft pick (Shane Prince).

## 2016-2017 SERIES SCHEDULE:

### At Boston:

x

### At Ottawa:

## LIFETIME RECORD vs. OTTAWA:

### At Home:

GP	W	L	T	OTL	GF	GA	PTS
69	40	20	5	4	230	178	89

### On the Road:

GP	W	L	T	OTL	GF	GA	PTS
65	34	21	3	7	190	162	78

### Overall:

GP	W	L	T	OTL	GF	GA	PTS
134	74	41	8	11	420	340	167

## ENTERING 2017-2018:

Current Streak, Home ..... 0-2-1  
 Current Streak, Road ..... 0-4-1  
 Current Streak, Overall ..... 0-4-2

Lifetime Shutouts For ..... 13 (6 Home; 7 Road)  
 Lifetime Shutouts Against ..... 8 (5 Home; 3 Road)

Lifetime Overtime Record, Home ..... 3-4-5  
 Lifetime Overtime Record, Road ..... 3-7-3  
 Lifetime Overtime Record, Overall ..... 6-11-8

Lifetime Shootout Record, Home ..... 2-3  
 Lifetime Shootout Record, Road ..... 3-0  
 Lifetime Shootout Record, Overall ..... 5-3

## THE LAST TIME vs. OTTAWA:

Boston Home Win ..... December 29, 2015 (7-3)  
 Boston Road Win ..... March 10, 2015 (3-1)

Ottawa Home Win ..... March 6, 2017 (4-2)  
 Ottawa Road Win ..... April 6, 2017 (2-1/SO)

Boston Series Sweep ..... 1994-95 (4-0-0)  
 Ottawa Series Sweep ..... 2016-17

Boston Home Shutout ..... December 27, 2013 (5-0, Tuukka Rask)  
 Boston Road Shutout ..... March 1, 2011 (1-0, Tuukka Rask)  
 Ottawa Home Shutout ..... January 17, 2004 (4-0, Martin Prusek)  
 Ottawa Road Shutout ..... February 28, 2012 (1-0, Robin Lehner)

Boston Home Overtime Win ..... February 28, 2013  
 (2-1; Patrice Bergeron, 3:38)

Boston Road Overtime Win ..... March 11, 2013  
 (3-2; David Krejci, Shootout)

Ottawa Home Overtime Win ..... January 9, 2016  
 (2-1; Mark Stone, 4:22)

Ottawa Road Overtime Win ..... April 6, 2017  
 (2-1; Kyle Turris, Shootout)

## THE LONGEST BOSTON:

Win Streak vs. Ottawa ..... 17-0-0-0  
 Losing Streak vs. Ottawa ..... 0-3-0-1 (2x)  
 Point Streak vs. Ottawa ..... 20-0-2-0

Home Win Streak vs. Ottawa ..... 11-0-0-0  
 Home Losing Streak vs. Ottawa ..... 0-2-0-1 (2x)  
 Home Point Streak vs. Ottawa ..... 11-0-0-0

Road Win Streak vs. Ottawa ..... 11-0-0-0  
 Road Losing Streak vs. Ottawa ..... 0-4-0-3  
 Road Point Streak vs. Ottawa ..... 11-0-0-0

# PHILADELPHIA FLYERS



**Wells Fargo Center**  
**3601 South Broad Street**  
**Philadelphia, Pennsylvania 19148**  
**(215) 465-4500**  
**www.philadelphiaflyers.com**

## HOCKEY OPERATIONS:

President..... Paul Holmgren  
 Executive Vice President & General Manager..... Ron Hextall  
 Assistant General Manager..... Barry Hanrahan

## COACHING STAFF:

Head Coach..... Dave Hakstol  
 Assistant Coaches..... Ian Laperriere, Gord Murphy, Kris Knoblauch  
 Goaltending Coach..... Kim Dillabaugh

## COMMUNICATIONS STAFF:

Senior Director of Communications..... Zack Hill  
 Director of Public Relations..... Joe Sivillo  
 Manager of Broadcasting & Media Services..... Brian Smith

## KEY STATS:

51st NHL season (began play in 1967)  
 Arena: Wells Fargo Center (capacity 19,605)  
 Stanley Cups: 2 (1974, 1975)  
 2016-17 Regular Season: 39-33-10 (88 pts, 6th in Metropolitan/11th in East)  
 2017 Playoffs: Did not qualify

## LAST BOSTON-PHILADELPHIA TRADE:

June 29, 2015: Boston acquired Zac Rinaldo from Philadelphia for 2017 third round draft pick (Kirill Ustimenko).

## 2017-2018 SERIES SCHEDULE:

### At Boston:

Thursday, March 8

### At Philadelphia:

Saturday, December 2  
 Sunday, April 1

## LIFETIME RECORD vs. PHILADELPHIA:

### At Home:

GP	W	L	T	OTL	GF	GA	PTS
97	57	24	11	5	342	265	130

### On the Road:

GP	W	L	T	OTL	GF	GA	PTS
95	46	36	10	3	291	296	105

### Overall:

GP	W	L	T	OTL	GF	GA	PTS
192	103	60	21	8	633	561	235

## ENTERING 2017-2018:

Current Streak, Home..... 7-0-1  
 Current Streak, Road..... 1-0-1  
 Current Streak, Overall..... 3-0-1

Lifetime Shutouts For..... 13 (7 Home; 6 Road)  
 Lifetime Shutouts Against..... 4 (2 Home; 2 Road)

Lifetime Overtime Record, Home..... 6-5-5  
 Lifetime Overtime Record, Road..... 5-3-5  
 Lifetime Overtime Record, Overall..... 11-8-10

Lifetime Shootout Record, Home..... 1-0  
 Lifetime Shootout Record, Road..... 2-2  
 Lifetime Shootout Record, Overall..... 3-2

## THE LAST TIME vs. PHILADELPHIA:

Boston Home Win..... March 11, 2017 (2-1)  
 Boston Road Win..... January 25, 2016 (3-2)

Philadelphia Home Win..... November 29, 2016 (3-2/SO)  
 Philadelphia Road Win..... October 21, 2015 (5-4/OT)

Boston Series Sweep..... 2014-15 (3-0-0)  
 Philadelphia Series Sweep..... None

Boston Home Shutout..... March 9, 2013 (3-0, Tuukka Rask)  
 Boston Road Shutout..... December 17, 2011 (6-0, Tim Thomas)  
 Philadelphia Home Shutout..... April 8, 2000 (3-0, Brian Boucher)  
 Philadelphia Road Shutout..... January 2, 2006 (1-0, Antero Niittymaki)

Boston Home Overtime Win..... March 7, 2015  
 (3-2; Brad Marchand, 3:52)

Boston Road Overtime Win..... March 30, 2014  
 (4-3; Reilly Smith, Shootout)

Philadelphia Home Overtime Win..... November 29, 2016  
 (3-2; Shayne Gostisbehere, Shootout)

Philadelphia Road Overtime Win..... October 21, 2015  
 (5-4; Claude Giroux, 2:09)

## THE LONGEST BOSTON:

Win Streak vs. Philadelphia..... 15-0-0-0  
 Losing Streak vs. Philadelphia..... 0-3-0-0 (5x)  
 Point Streak vs. Philadelphia..... 23-0-4-0

Home Win Streak vs. Philadelphia..... 8-0-0-0  
 Home Losing Streak vs. Philadelphia..... 0-2-0-0 (7x)  
 Home Point Streak vs. Philadelphia..... 18-0-4-0

Road Win Streak vs. Philadelphia..... 9-0-0-0  
 Road Losing Streak vs. Philadelphia..... 0-6-0-0  
 Road Point Streak vs. Philadelphia..... 11-0-2-0



# PITTSBURGH PENGUINS



**CONSOL Energy Center**  
**1001 Fifth Avenue**  
**Pittsburgh, Pennsylvania 15219**  
**(412) 642-1300**  
**www.pittsburghpenguins.com**

## HOCKEY OPERATIONS:

Executive Vice President & General Manager.....Jim Rutherford  
 Assistant General Managers.....Bill Guerin, Jason Karmanos

## COACHING STAFF:

Head Coach.....Mike Sullivan  
 Assistant Coaches.....Jacques Martin, Mark Recchi, Sergei Gonchar  
 Goaltending Coach.....Mike Buckley

## COMMUNICATIONS STAFF:

Vice President of Communications.....Tom McMillan  
 Senior Director of Communications.....Jennifer Bullano Ridgley  
 Manager of Communications.....Jason Seidling

## KEY STATS:

51st NHL season (began play in 1967)  
 Arena: CONSOL Energy Center (capacity 18,387)  
 Stanley Cups: 5 (1991, 1992, 2009, 2016, 2017)  
 2016-17 Regular Season: 50-21-11 (111 pts, 2nd in Metropolitan/2nd in East)  
 2017 Playoffs: Won Stanley Cup vs. Nashville in six games

## LAST BOSTON-PITTSBURGH TRADE:

December 19, 2006: Boston traded Wade Brookbank to Pittsburgh for cash.

## 2017-2018 SERIES SCHEDULE:

### At Boston:

Friday, November 24  
 Thursday, March 1

### At Pittsburgh:

Sunday, January 7

## LIFETIME RECORD vs. PITTSBURGH:

### At Home:

GP	W	L	T	OTL	GF	GA	PTS
99	67	22	6	4	410	273	144

### On the Road:

GP	W	L	T	OTL	GF	GA	PTS
102	44	40	15	3	355	342	106

### Overall:

GP	W	L	T	OTL	GF	GA	PTS
201	111	62	21	7	765	615	250

## ENTERING 2017-2018:

Current Streak, Home.....5-0-1  
 Current Streak, Road.....0-1-0  
 Current Streak, Overall.....1-0-0

Lifetime Shutouts For.....10 (6 Home; 4 Road)  
 Lifetime Shutouts Against.....7 (2 Home; 5 Road)

Lifetime Overtime Record, Home.....3-5-2  
 Lifetime Overtime Record, Road.....3-5-6  
 Lifetime Overtime Record, Overall.....6-10-8

Lifetime Shootout Record, Home.....1-2  
 Lifetime Shootout Record, Road.....1-0  
 Lifetime Shootout Record, Overall.....2-2

## THE LAST TIME vs. PITTSBURGH:

Boston Home Win.....January 26, 2017 (4-3)  
 Boston Road Win.....December 18, 2015 (6-2)

Pittsburgh Home Win.....January 22, 2017 (5-1)  
 Pittsburgh Road Win.....November 24, 2014 (3-2/OT)

Boston Series Sweep.....2015-16 (3-0-0)  
 Pittsburgh Series Sweep.....2012-13 (3-0-0)

Boston Home Shutout.....December 16, 2015 (3-0, Tuukka Rask)  
 Boston Road Shutout.....March 14, 2015 (2-0, Tuukka Rask)  
 Pittsburgh Home Shutout.....March 25, 2007 (5-0, Marc-Andre Fleury)  
 Pittsburgh Road Shutout.....March 18, 2010 (3-0, Marc-Andre Fleury)

Boston Home Overtime Win.....November 25, 2013  
 (4-3; Torey Krug, 0:34)

Boston Road Overtime Win.....January 7, 2015  
 (3-2; Patrice Bergeron, 2:43)

Pittsburgh Home Overtime Win.....December 14, 2016  
 (4-3; Bryan Rust, 1:24)

Pittsburgh Road Overtime Win.....November 24, 2014  
 (3-2; Evgeni Malkin, 0:32)

## THE LONGEST BOSTON:

Win Streak vs. Pittsburgh.....9-0-0-0  
 Losing Streak vs. Pittsburgh.....0-12-0-0  
 Point Streak vs. Pittsburgh.....10-0-2-0

Home Win Streak vs. Pittsburgh.....16-0-0-0  
 Home Losing Streak vs. Pittsburgh.....0-5-0-1  
 Home Point Streak vs. Pittsburgh.....26-0-2-0

Road Win Streak vs. Pittsburgh.....4-0-0-0 (3x)  
 Road Losing Streak vs. Pittsburgh.....0-12-0-0  
 Road Point Streak vs. Pittsburgh.....9-0-2-1

# ST. LOUIS BLUES



**Scottrade Center**  
**1401 Clark Avenue**  
**St. Louis, Missouri 63103**  
**(314) 622-2500**  
**www.stlouisblues.com**

## HOCKEY OPERATIONS:

President of Hockey Operations & General Manager..... Doug Armstrong  
 Vice President of Hockey Operations..... Dave Taylor  
 Assistant General Managers..... Kevin McDonald, Martin Brodeur  
 Senior Advisor to the General Manager..... Al MacInnis

## COACHING STAFF:

Head Coach..... Mike Yeo  
 Associate Coach..... Craig Berube  
 Assistant Coaches..... Darryl Sydor, Steve Ott, Dael Tkaczuk  
 Goaltending Coach..... David Alexander

## COMMUNICATIONS STAFF:

Senior Vice President of Marketing & Public Relations..... Mike Caruso  
 Senior Director of Media Relations & Team Services..... Rich Jankowski  
 Assistant Director of Media Relations..... Dan O'Neill

## KEY STATS:

51st NHL season (began play in 1967)  
 Arena: Scottrade Center (capacity 19,150)  
 Stanley Cups: 0  
 2016-17 Regular Season: 46-29-7 (99 pts, 3rd in Central/5th in West)  
 2017 Playoffs: Lost in Round One to Nashville in six games

## LAST BOSTON-ST. LOUIS TRADE:

April 3, 2013: Boston acquired Wade Redden from St. Louis for 2014 sixth round draft pick (Samuel Blais).

## 2017-2018 SERIES SCHEDULE:

**At Boston:**  
 Thursday, February 1

**At St. Louis:**  
 Wednesday, March 21

## LIFETIME RECORD vs. ST. LOUIS:

### At Home:

GP	W	L	T	OTL	GF	GA	PTS
66	36	17	9	4	259	181	85

### On the Road:

GP	W	L	T	OTL	GF	GA	PTS
67	28	25	9	5	228	214	70

### Overall:

GP	W	L	T	OTL	GF	GA	PTS
133	64	42	18	9	487	395	155

## ENTERING 2017-2018:

Current Streak, Home.....0-2-0  
 Current Streak, Road.....2-0-0  
 Current Streak, Overall.....1-0-0

Lifetime Shutouts For.....12 (7 Home; 5 Road)  
 Lifetime Shutouts Against.....7 (3 Home; 4 Road)

Lifetime Overtime Record, Home.....2-4-5  
 Lifetime Overtime Record, Road.....1-5-0  
 Lifetime Overtime Record, Overall.....3-9-5

Lifetime Shootout Record, Home.....0-3  
 Lifetime Shootout Record, Road.....0-1  
 Lifetime Shootout Record, Overall.....0-4

## THE LAST TIME vs. ST. LOUIS:

Boston Home Win.....November 18, 2014 (2-0)  
 Boston Road Win.....January 10, 2017 (5-3)

St. Louis Home Win.....February 20, 2015 (5-1)  
 St. Louis Road Win.....November 22, 2016 (4-2)

Boston Series Sweep.....2011-12 (1-0-0)  
 St. Louis Series Sweep.....2013-14 (2-0-0)

Boston Home Shutout.....November 18, 2014 (2-0, Tuukka Rask)  
 Boston Road Shutout.....March 27, 1990 (3-0, Reggie Lemelin)  
 St. Louis Home Shutout.....December 18, 1999 (4-0, Roman Turek)  
 St. Louis Road Shutout.....December 22, 2015 (2-0, Jake Allen)

Boston Home Overtime Win.....March 6, 1993  
 (4-3; Ray Bourque, 4:39)  
 Boston Road Overtime Win.....January 9, 1988  
 (2-1; Cam Neely, 4:07)  
 St. Louis Home Overtime Win.....February 6, 2014  
 (3-2; T. J. Oshie, 3:29)  
 St. Louis Road Overtime Win.....November 21, 2013  
 (3-2; Derek Roy, Shootout)

## THE LONGEST BOSTON:

Win Streak vs. St. Louis.....7-0-0-0 (2x)  
 Losing Streak vs. St. Louis.....0-2-0-5  
 Point Streak vs. St. Louis.....8-0-3-0

Home Win Streak vs. St. Louis.....9-0-0-0  
 Home Losing Streak vs. St. Louis.....0-2-0-4  
 Home Point Streak vs. St. Louis.....11-0-1-0

Road Win Streak vs. St. Louis.....5-0-0-0  
 Road Losing Streak vs. St. Louis.....0-3-0-4  
 Road Point Streak vs. St. Louis.....3-0-0-5

# SAN JOSE SHARKS



**SAP Center at San Jose**  
**525 West Santa Clara Street**  
**San Jose, California 95113**  
**(408) 287-7070**  
**www.sjsharks.com**

## HOCKEY OPERATIONS:

General Manager ..... Doug Wilson  
 Vice President & Assistant General Manager ..... Joe Will

## COACHING STAFF:

Head Coach ..... Peter DeBoer  
 Assistant Coaches ..... Steve Spott, Rob Zettler, Dave Barr  
 Goaltending Coach ..... Johan Hedberg

## COMMUNICATIONS STAFF:

Vice President of Media Relations & Broadcasting ..... Scott Emmert  
 Media Relations Manager ..... Ben Guerrero  
 Broadcast Operations & Media Relations Manager ..... Joanna Schimmel  
 Media Relations Coordinator ..... Nicolas Carrillo

## KEY STATS:

27th NHL season (began play in 1991)  
 Arena: SAP Center at San Jose (capacity 17,562)  
 Stanley Cups: 0  
 2016-17 Regular Season: 46-29-7 (99 pts, 3rd in Pacific/6th in West)  
 2017 Playoffs: Lost in Round One to Edmonton in six games

## LAST BOSTON-SAN JOSE TRADE:

June 30, 2015: Boston acquired 2016 first round draft pick (Trent Frederic) and Sean Kuraly from San Jose for Martin Jones.

## 2017-2018 SERIES SCHEDULE:

### At Boston:

Thursday, October 26

### At San Jose:

Saturday, November 18

## LIFETIME RECORD vs. SAN JOSE:

### At Home:

GP	W	L	T	OTL	GF	GA	PTS
18	10	5	3	0	62	55	23

### On the Road:

GP	W	L	T	OTL	GF	GA	PTS
18	9	7	2	0	52	45	20

### Overall:

GP	W	L	T	OTL	GF	GA	PTS
36	19	12	5	0	114	100	43

## ENTERING 2017-2018:

Current Streak, Home ..... 1-0-0  
 Current Streak, Road ..... 1-0-0  
 Current Streak, Overall ..... 2-0-0

Lifetime Shutouts For ..... 3 (1 Home; 2 Road)  
 Lifetime Shutouts Against ..... 1 (1 Home; 0 Road)

Lifetime Overtime Record, Home ..... 0-0-3  
 Lifetime Overtime Record, Road ..... 2-0-2  
 Lifetime Overtime Record, Overall ..... 2-0-5

Lifetime Shootout Record, Home ..... 0-0  
 Lifetime Shootout Record, Road ..... 1-0  
 Lifetime Shootout Record, Overall ..... 1-0

## THE LAST TIME vs. SAN JOSE:

Boston Home Win ..... February 9, 2017 (6-3)  
 Boston Road Win ..... February 19, 2017 (2-1/OT)

San Jose Home Win ..... March 15, 2016 (3-2)  
 San Jose Road Win ..... November 17, 2015 (5-4)

Boston Series Sweep ..... 2016-17 (2-0-0)  
 San Jose Series Sweep ..... 2015-16 (2-0-0)

Boston Home Shutout ..... January 3, 1998 (3-0, Byron Dafoe)  
 Boston Road Shutout ..... January 11, 2014 (1-0, Tuukka Rask)  
 San Jose Home Shutout ..... None  
 San Jose Road Shutout ..... February 5, 2011 (2-0, Antti Niemi)

Boston Home Overtime Win ..... None  
 Boston Road Overtime Win ..... February 19, 2017  
 (2-1; Brad Marchand, 2:36)

San Jose Home Overtime Win ..... None  
 San Jose Road Overtime Win ..... None

## THE LONGEST BOSTON:

Win Streak vs. San Jose ..... 4-0-0-0  
 Losing Streak vs. San Jose ..... 0-3-0-0 (2x)  
 Point Streak vs. San Jose ..... 7-0-3-0

Home Win Streak vs. San Jose ..... 3-0-0-0  
 Home Losing Streak vs. San Jose ..... 0-4-0-0  
 Home Point Streak vs. San Jose ..... 7-0-3-0

Road Win Streak vs. San Jose ..... 2-0-0-0 (3x)  
 Road Losing Streak vs. San Jose ..... 0-3-0-0  
 Road Point Streak vs. San Jose ..... 3-0-2-0



# TAMPA BAY LIGHTNING



**Amalie Arena**  
**401 Channelside Drive**  
**Tampa, Florida 33602**  
**(813) 301-6500**  
**www.tampabaylightning.com**

## HOCKEY OPERATIONS:

Vice President & General Manager ..... Steve Yzerman  
 Assistant General Manager ..... Julien BriseBois  
 Assistant General Manager & Director of Player Personnel ..... Pat Verbeek  
 Senior Advisor to the General Manager ..... Tom Kurvers

## COACHING STAFF:

Head Coach ..... Jon Cooper  
 Associate Coach ..... Rick Bowness  
 Assistant Coaches ..... Todd Richards, Brad Lauer  
 Goaltending Coach ..... Frantz Jean

## COMMUNICATIONS STAFF:

Executive Vice President of Communications ..... Bill Wickett  
 Director of Public Relations ..... Brian Breseman  
 Editorial Content Manager ..... Trevor van Knotsenburg  
 Media Relations Assistant ..... Bryan Burns

## KEY STATS:

26th NHL season (began play in 1992)  
 Arena: Amalie Arena (capacity 19,092)  
 Stanley Cups: 1 (2004)  
 2016-17 Regular Season: 42-30-10 (94 pts, 5th in Atlantic/10th in East)  
 2017 Playoffs: Did not qualify

## LAST BOSTON-TAMPA BAY TRADE:

March 1, 2015: Boston acquired Brett Connolly from Tampa Bay for 2015 (Matthew Spencer) and 2016 (Libor Hajek) second round draft picks.

## 2017-2018 SERIES SCHEDULE:

### At Boston:

Wednesday, November 29  
 Thursday, March 29

### At Tampa Bay:

Saturday, March 17  
 Tuesday, April 3

## LIFETIME RECORD vs. TAMPA BAY:

### At Home:

GP	W	L	T	OTL	GF	GA	PTS
48	35	7	6	0	177	110	76

### On the Road:

GP	W	L	T	OTL	GF	GA	PTS
46	25	17	3	1	138	132	54

### Overall:

GP	W	L	T	OTL	GF	GA	PTS
94	60	24	9	1	315	242	130

## ENTERING 2017-2018:

Current Streak, Home ..... 1-0-0  
 Current Streak, Road ..... 4-0-1  
 Current Streak, Overall ..... 1-0-0

Lifetime Shutouts For ..... 8 (5 Home; 3 Road)  
 Lifetime Shutouts Against ..... 3 (1 Home; 2 Road)

Lifetime Overtime Record, Home ..... 5-0-5  
 Lifetime Overtime Record, Road ..... 6-1-3  
 Lifetime Overtime Record, Overall ..... 11-1-8

Lifetime Shootout Record, Home ..... 2-0  
 Lifetime Shootout Record, Road ..... 2-1  
 Lifetime Shootout Record, Overall ..... 4-1

## THE LAST TIME vs. TAMPA BAY:

Boston Home Win ..... April 4, 2017 (4-0)  
 Boston Road Win ..... January 21, 2017 (4-3)

Tampa Bay Home Win ..... April 11, 2015 (3-2/SO)  
 Tampa Bay Road Win ..... March 23, 2017 (6-3)

Boston Series Sweep ..... 2013-14 (4-0-0)  
 Tampa Bay Series Sweep ..... None

Boston Home Shutout ..... April 4, 2017 (4-0, Tuukka Rask)  
 Boston Road Shutout ..... March 8, 2016 (1-0/OT, Jonas Gustavsson)  
 Tampa Bay Home Shutout ..... April 8, 1999 (3-0, Kevin Hodson & Corey Schwab)  
 Tampa Bay Road Shutout ..... April 9, 1994 (3-0, Wendell Young)

Boston Home Overtime Win ..... March 12, 2015  
 (3-2; Patrice Bergeron, Shootout)

Boston Road Overtime Win ..... November 3, 2016  
 (4-3; Jimmy Hayes, Shootout)

Tampa Bay Home Overtime Win ..... April 11, 2015  
 (3-2; Victor Hedman, Shootout)

Tampa Bay Road Overtime Win ..... None

## THE LONGEST BOSTON:

Win Streak vs. Tampa Bay ..... 10-0-0-0  
 Losing Streak vs. Tampa Bay ..... 0-2-0-1  
 Point Streak vs. Tampa Bay ..... 10-0-0-0

Home Win Streak vs. Tampa Bay ..... 10-0-0-0  
 Home Losing Streak vs. Tampa Bay ..... 0-2-0-0  
 Home Point Streak vs. Tampa Bay ..... 16-0-5-0

Road Win Streak vs. Tampa Bay ..... 4-0-0-0  
 Road Losing Streak vs. Tampa Bay ..... 0-4-0-0  
 Road Point Streak vs. Tampa Bay ..... 4-0-0-1

# TORONTO MAPLE LEAFS



**Air Canada Centre**  
**40 Bay Street, Suite 400**  
**Toronto, Ontario M5J 2X2**  
**(416) 815-5700**  
**www.mapleleafs.com**

## HOCKEY OPERATIONS:

President of Hockey Operations ..... Brendan Shanahan  
 General Manager ..... Lou Lamoriello  
 Assistant General Managers ..... Kyle Dubas, Mark Hunter  
 Senior Advisor ..... Cliff Fletcher

## COACHING STAFF:

Head Coach ..... Mike Babcock  
 Assistant Coaches ..... Jim Hiller, D.J. Smith, Andrew Brewer  
 Goaltending Coach ..... Steve Briere

## COMMUNICATIONS STAFF:

Director of Media Relations ..... Steve Keogh  
 Senior Manager of Media Relations ..... Scott McNaughton  
 Coordinator of Media Relations ..... Chris Lund

## KEY STATS:

101st NHL season (began play in 1917)  
 Arena: Air Canada Centre (capacity 18,819)  
 Stanley Cups: 13 (1918, 1922, 1932, 1942, 1945, 1947, 1948, 1949, 1951, 1962, 1963, 1964, 1967)  
 2016-17 Regular Season: 40-27-15 (95 pts, 4th in Atlantic/8th in East)  
 2017 Playoffs: Lost in Round One to Washington in six games

## LAST BOSTON-TORONTO TRADE:

February 18, 2011: Tomas Kaberle acquired by Boston from Toronto for Joe Colborne and 2011 first round (later traded to Anaheim, Rickard Rakell) and 2012 second round (later traded to Colorado, Washington and Dallas, Mike Winther) draft picks.

## 2017-2018 SERIES SCHEDULE:

### At Boston:

Saturday, November 11  
 Saturday, February 3

### At Toronto:

Friday, November 10  
 Saturday, February 24

## LIFETIME RECORD vs. TORONTO:

### At Home:

GP	W	L	T	OTL	GF	GA	PTS
333	183	98	47	5	1,089	885	418

### On the Road:

GP	W	L	T	OTL	GF	GA	PTS
333	112	164	51	6	878	1,095	281

### Overall:

GP	W	L	T	OTL	GF	GA	PTS
666	295	262	98	11	1,967	1,980	699

## ENTERING 2017-2018:

Current Streak, Home ..... 0-2-1  
 Current Streak, Road ..... 0-2-0  
 Current Streak, Overall ..... 0-4-0

Lifetime Shutouts For ..... 51 (34 Home; 17 Road)  
 Lifetime Shutouts Against ..... 48 (16 Home; 32 Road)

Lifetime Overtime Record, Home ..... 12-4-7  
 Lifetime Overtime Record, Road ..... 6-9-13  
 Lifetime Overtime Record, Overall ..... 18-13-20

Lifetime Shootout Record, Home ..... 4-3  
 Lifetime Shootout Record, Road ..... 2-3  
 Lifetime Shootout Record, Overall ..... 6-6

## THE LAST TIME vs. TORONTO:

Boston Home Win ..... January 16, 2016 (3-2)  
 Boston Road Win ..... March 26, 2016 (3-1)

Toronto Home Win ..... March 20, 2017 (4-2)  
 Toronto Road Win ..... February 4, 2017 (6-5)

Boston Series Sweep ..... 2011-12 (6-0-0)  
 Toronto Series Sweep ..... 2016-17 (4-0-0)

Boston Home Shutout ..... November 21, 2015 (2-0, Tuukka Rask)  
 Boston Road Shutout ..... February 2, 2013 (1-0, Tuukka Rask)  
 Toronto Home Shutout ..... December 19, 2009 (2-0, Jonas Gustavsson)  
 Toronto Road Shutout ..... March 25, 2004 (3-0, Ed Belfour)

Boston Home Overtime Win ..... April 4, 2015  
 (2-1; Patrice Bergeron, Shootout)  
 Boston Road Overtime Win ..... November 23, 2015  
 (4-3; David Krejci, Shootout)  
 Toronto Home Overtime Win ..... April 3, 2014  
 (4-3; Nazem Kadri, 2:51)  
 Toronto Road Overtime Win ..... February 2, 2016  
 (4-3; Pierre-Alexandre Parenteau, 3:06)

## THE LONGEST BOSTON:

Win Streak vs. Toronto ..... 8-0-0-0  
 Losing Streak vs. Toronto ..... 0-7-0-0  
 Point Streak vs. Toronto ..... 8-0-4-0

Home Win Streak vs. Toronto ..... 7-0-0-0 (2x)  
 Home Losing Streak vs. Toronto ..... 0-6-0-0  
 Home Point Streak vs. Toronto ..... 15-0-2-0

Road Win Streak vs. Toronto ..... 6-0-0-0  
 Road Losing Streak vs. Toronto ..... 0-7-0-0  
 Road Point Streak vs. Toronto ..... 10-0-3-0

# VANCOUVER CANUCKS



**Rogers Arena**  
**800 Griffiths Way**  
**Vancouver, British Columbia V6B 6G1**  
**(604) 899-4600**  
**www.canucks.com**

## HOCKEY OPERATIONS:

President of Hockey Operations ..... Trevor Linden  
 General Manager ..... Jim Benning  
 Assistant General Manager ..... John Weisbrod

## COACHING STAFF:

Head Coach ..... Travis Green  
 Assistant Coaches ..... Doug Jarvis, Newell Brown, Nolan Baumgartner, Manny Malhotra  
 Goaltending Coach ..... Dan Cloutier

## COMMUNICATIONS STAFF:

Vice President of Communications &  
 Community Partnerships ..... Chris Brumwell  
 Director of Media Relations & Team Operations ..... Ben Brown  
 Manager of Media Relations & Publications ..... Stephanie Maniago  
 Coordinator of Media Relations ..... Alfred DeVera

## KEY STATS:

48th NHL season (began play in 1970)  
 Arena: Rogers Arena (capacity 18,865)  
 Stanley Cups: 0  
 2016-17 Regular Season: 30-43-9 (69 pts, 7th in Pacific/13th in West)  
 2017 Playoffs: Did not qualify

## LAST BOSTON-VANCOUVER TRADE:

January 17, 2004: Boston acquired Jiri Slegel from Vancouver for future considerations.

## 2017-2018 SERIES SCHEDULE:

**At Boston:**  
 Thursday, October 19

**At Vancouver:**  
 Saturday, February 17

## LIFETIME RECORD vs. VANCOUVER:

### At Home:

GP	W	L	T	OTL	GF	GA	PTS
59	41	10	7	1	234	141	90

### On the Road:

GP	W	L	T	OTL	GF	GA	PTS
58	31	19	8	0	229	186	70

### Overall:

GP	W	L	T	OTL	GF	GA	PTS
117	72	29	15	1	463	327	160

## ENTERING 2017-2018:

Current Streak, Home ..... 1-0-0  
 Current Streak, Road ..... 2-0-0  
 Current Streak, Overall ..... 2-0-0

Lifetime Shutouts For ..... 6 (3 Home; 3 Road)  
 Lifetime Shutouts Against ..... 1 (1 Home; 0 Road)

Lifetime Overtime Record, Home ..... 2-2-5  
 Lifetime Overtime Record, Road ..... 2-2-3  
 Lifetime Overtime Record, Overall ..... 4-4-8

Lifetime Shootout Record, Home ..... 0-1  
 Lifetime Shootout Record, Road ..... 0-0  
 Lifetime Shootout Record, Overall ..... 0-1

## THE LAST TIME vs. VANCOUVER:

Boston Home Win ..... February 11, 2017 (4-3)  
 Boston Road Win ..... March 13, 2017 (6-3)

Vancouver Home Win ..... February 13, 2015 (5-2)  
 Vancouver Road Win ..... January 21, 2016 (4-2)

Boston Series Sweep ..... 2016-17 (2-0-0)  
 Vancouver Series Sweep ..... 2014-15 (2-0-0)

Boston Home Shutout ..... December 21, 2006 (2-0, Tim Thomas)  
 Boston Road Shutout ..... December 5, 2015 (4-0, Tuukka Rask)  
 Vancouver Home Shutout ..... None  
 Vancouver Road Shutout ..... January 15, 1996 (6-0, Corey Hirsch)

Boston Home Overtime Win ..... November 15, 2003  
 (2-1; Brian Rolston, 4:15)  
 Boston Road Overtime Win ..... February 12, 2002  
 (2-1; Glen Murray, 2:03)  
 Vancouver Home Overtime Win ..... February 23, 1992  
 (2-1; Pavel Bure, 2:52)  
 Vancouver Road Overtime Win ..... February 6, 2010  
 (3-2; Pavol Demitra, Shootout)

## THE LONGEST BOSTON:

Win Streak vs. Vancouver ..... 8-0-0-0  
 Losing Streak vs. Vancouver ..... 0-3-0-0  
 Point Streak vs. Vancouver ..... 13-0-6-0

Home Win Streak vs. Vancouver ..... 10-0-0-0  
 Home Losing Streak vs. Vancouver ..... 0-2-0-0 (3x)  
 Home Point Streak vs. Vancouver ..... 14-0-2-0

Road Win Streak vs. Vancouver ..... 7-0-0-0  
 Road Losing Streak vs. Vancouver ..... 0-3-0-0  
 Road Point Streak vs. Vancouver ..... 5-0-4-0



# VEGAS GOLDEN KNIGHTS



**T-Mobile Arena**  
**3780 South Las Vegas Boulevard**  
**Las Vegas, Nevada 89158**  
**(702) 790-2663**  
**www.vegasgoldenknights.com**

## HOCKEY OPERATIONS:

President & General Manager..... George McPhee  
 Executive Vice President & Assistant General Manager ..... Kelly McCrimmon

## COACHING STAFF:

Head Coach..... Gerard Gallant  
 Assistant Coaches..... Mike Kelly, Ryan McGill Ryan Craig  
 Goaltending Coach..... David Prior

## COMMUNICATIONS STAFF:

Vice President of Communications & Content..... Eric Tosi  
 Director of Communications..... Sage Sammons  
 Public Relations Coordinator ..... Alyssa Girardi

## KEY STATS:

First NHL season (began play in 2017)  
 Arena: T Mobile Arena (capacity 17,500)  
 Stanley Cups: 0  
 2016-17 Regular Season: Did not play  
 2017 Playoffs: Did not play

## LAST BOSTON-VEGAS TRADE:

None

## 2017-2018 SERIES SCHEDULE:

### At Boston:

Thursday, November 2

### At Las Vegas:

Sunday, October 15

## LIFETIME RECORD vs. VEGAS:

### At Home:

GP	W	L	T	OTL	GF	GA	PTS
-	-	-	-	-	-	-	-

### On the Road:

GP	W	L	T	OTL	GF	GA	PTS
-	-	-	-	-	-	-	-

### Overall:

GP	W	L	T	OTL	GF	GA	PTS
-	-	-	-	-	-	-	-

## ENTERING 2017-2018:

Current Streak, Home..... None  
 Current Streak, Road..... None  
 Current Streak, Overall..... None

Lifetime Shutouts For..... None  
 Lifetime Shutouts Against..... None

Lifetime Overtime Record, Home..... None  
 Lifetime Overtime Record, Road..... None  
 Lifetime Overtime Record, Overall..... None

Lifetime Shootout Record, Home..... None  
 Lifetime Shootout Record, Road..... None  
 Lifetime Shootout Record, Overall..... None

## THE LAST TIME vs. VEGAS:

Boston Home Win..... None  
 Boston Road Win..... None

Vegas Home Win..... None  
 Vegas Road Win..... None

Boston Series Sweep..... None  
 Vegas Series Sweep..... None

Boston Home Shutout..... None  
 Boston Road Shutout..... None  
 Vegas Home Shutout..... None  
 Vegas Road Shutout..... None

Boston Home Overtime Win..... None  
 Boston Road Overtime Win..... None  
 Vegas Home Overtime Win..... None  
 Vegas Road Overtime Win..... None

## THE LONGEST BOSTON:

Win Streak vs. Vegas..... None  
 Losing Streak vs. Vegas..... None  
 Point Streak vs. Vegas..... None

Home Win Streak vs. Vegas..... None  
 Home Losing Streak vs. Vegas..... None  
 Home Point Streak vs. Vegas..... None

Road Win Streak vs. Vegas..... None  
 Road Losing Streak vs. Vegas..... None  
 Road Point Streak vs. Vegas..... None

# WASHINGTON CAPITALS



**Kettler Capitals Iceplex**  
**627 N. Glebe Road, Suite 850**  
**Arlington, Virginia 22203**  
**(202) 266-2200**  
**www.washingtoncaps.com**

## HOCKEY OPERATIONS:

Senior Vice President & General Manager ..... Brian MacLellan  
 Assistant General Manager ..... Ross Mahoney  
 Assistant General Manager & Director of Legal Affairs ..... Don Fishman

## COACHING STAFF:

Head Coach ..... Barry Trotz  
 Associate Coach ..... Todd Reirden  
 Assistant Coaches ..... Blaine Forsythe, Lane Lambert  
 Goaltending Coach ..... Scott Murray

## COMMUNICATIONS STAFF:

Vice President of Communications ..... Sergey Kocharov  
 Manager of Communications & Publicity ..... Megan Eichenberg  
 Communications Assistant ..... Ben Cowlshaw

## KEY STATS:

44th NHL season (began play in 1974)  
 Arena: Capital One Arena (capacity 18,506)  
 Stanley Cups: 0  
 2016-17 Regular Season: 55-19-8 (118 pts, 1st in Metropolitan/1st in East)  
 2017 Playoffs: Lost in Round Two to Pittsburgh in seven games

## LAST BOSTON-WASHINGTON TRADE:

May 26, 2012: Boston acquired Chris Bourque from Washington for Zach Hamill.

## 2017-2018 SERIES SCHEDULE:

### At Boston:

Saturday, November 4  
 Thursday, December 14

### At Washington:

Thursday, December 28 .....

## LIFETIME RECORD vs. WASHINGTON:

### At Home:

GP	W	L	T	OTL	GF	GA	PTS
77	42	22	9	4	257	202	97

### On the Road:

GP	W	L	T	OTL	GF	GA	PTS
77	34	25	12	6	244	226	86

### Overall:

GP	W	L	T	OTL	GF	GA	PTS
154	76	47	21	10	501	428	183

## ENTERING 2017-2018:

Current Streak, Home ..... 0-3-1  
 Current Streak, Road ..... 0-4-1  
 Current Streak, Overall ..... 0-7-2

Lifetime Shutouts For ..... 8 (5 Home; 3 Road)  
 Lifetime Shutouts Against ..... 8 (5 Home; 3 Road)

Lifetime Overtime Record, Home ..... 7-5-7  
 Lifetime Overtime Record, Road ..... 4-5-7  
 Lifetime Overtime Record, Overall ..... 11-10-14

Lifetime Shootout Record, Home ..... 1-1  
 Lifetime Shootout Record, Road ..... 3-1  
 Lifetime Shootout Record, Overall ..... 4-2

## THE LAST TIME vs. WASHINGTON:

Boston Home Win ..... March 6, 2014 (3-0)  
 Boston Road Win ..... March 29, 2014 (4-2)

Washington Home Win ..... February 1, 2017 (5-3)  
 Washington Road Win ..... April 8, 2017 (3-1)

Boston Series Sweep ..... 2006-07 (4-0-0)  
 Washington Series Sweep ..... 2016-17 (3-0-0)

Boston Home Shutout ..... March 6, 2014 (3-0, Tuukka Rask)  
 Boston Road Shutout ..... February 25, 2000 (3-0, John Grahame)  
 Washington Home Shutout ..... April 8, 2015 (2-0, Braden Holtby)  
 Washington Road Shutout ..... October 11, 2014 (4-0, Braden Holtby)

Boston Home Overtime Win ..... January 27, 2009  
 (3-2; David Krejci, 1:55)

Boston Road Overtime Win ..... April 11, 2010  
 (4-3; David Krejci, Shootout)

Washington Home Overtime Win ..... December 7, 2016  
 (4-3; Nicklas Backstrom, 1:36)

Washington Road Overtime Win ..... March 5, 2016  
 (2-1; Matt Niskanen, 2:36)

## THE LONGEST BOSTON:

Win Streak vs. Washington ..... 6-0-0-0  
 Losing Streak vs. Washington ..... 0-7-0-2  
 Point Streak vs. Washington ..... 21-0-5-0

Home Win Streak vs. Washington ..... 6-0-0-0 (2x)  
 Home Losing Streak vs. Washington ..... 0-3-0-1  
 Home Point Streak vs. Washington ..... 13-0-2-0

Road Win Streak vs. Washington ..... 5-0-0-0  
 Road Losing Streak vs. Washington ..... 0-4-0-1  
 Road Point Streak vs. Washington ..... 9-0-4-0

# WINNIPEG JETS



**Bell MTS Place**  
**345 Graham Avenue**  
**Winnipeg, Manitoba R3C 5S6**  
**(204) 987-7825**  
**www.winnipegjets.com**

## HOCKEY OPERATIONS:

Executive Vice President & General Manager..... Kevin Cheveldayoff  
 Senior Vice President & Assistant General Manager..... Craig Heisinger  
 Vice President & Assistant General Manager..... Larry Simmons

## COACHING STAFF:

Head Coach..... Paul Maurice  
 Assistant Coaches..... Charlie Huddy, Jamie Kompon, Todd Woodcroft  
 Goaltending Coach..... Wade Flaherty

## COMMUNICATIONS STAFF:

Senior Director of Hockey Communications..... Scott Brown  
 Manager of Hockey Communications..... Gregor Buer  
 Coordinator of Hockey Communications..... Scott Unger

## KEY STATS:

19th NHL season (began play in Atlanta in 1999; moved to Winnipeg in 2011)  
 Arena: Bell MTS Place (capacity 15,294)  
 Stanley Cups: 0  
 2016-17 Regular Season: 40-35-7 (87 pts, 5th in Central/9th in West)  
 2017 Playoffs: Did not qualify

## LAST BOSTON-WINNIPEG TRADE:

March 1, 2017: Boston acquired Drew Stafford from Winnipeg for 2018 sixth round draft pick.

## 2017-2018 SERIES SCHEDULE:

### At Boston:

Thursday, December 21

### At Winnipeg:

Tuesday, March 27

## LIFETIME RECORD vs. WINNIPEG:

### At Home:

GP	W	L	T	OTL	GF	GA	PTS
29	20	5	2	2	104	83	44

### On the Road:

GP	W	L	T	OTL	GF	GA	PTS
30	15	12	0	3	84	83	33

### Overall:

GP	W	L	T	OTL	GF	GA	PTS
59	35	17	2	5	188	166	77

## ENTERING 2017-2018:

Current Streak, Home..... 1-0-0  
 Current Streak, Road..... 2-0-0  
 Current Streak, Overall..... 3-0-0

Lifetime Shutouts For..... 4 (1 Home; 3 Road)  
 Lifetime Shutouts Against..... 1 (0 Home; 1 Road)

Lifetime Overtime Record, Home..... 5-2-2  
 Lifetime Overtime Record, Road..... 1-3-0  
 Lifetime Overtime Record, Overall..... 6-5-2

Lifetime Shootout Record, Home..... 2-1  
 Lifetime Shootout Record, Road..... 1-2  
 Lifetime Shootout Record, Overall..... 3-3

## THE LAST TIME vs. WINNIPEG:

Boston Home Win..... November 19, 2016 (4-1)  
 Boston Road Win..... October 17, 2016 (4-1)

Winnipeg Home Win..... December 19, 2014 (2-1)  
 Winnipeg Road Win..... October 8, 2015 (6-2)

Boston Series Sweep..... 2016-17 (2-0-0)  
 Winnipeg Series Sweep..... 2006-07 (4-0-0)

Boston Home Shutout..... December 30, 2009 (4-0, Tuukka Rask)  
 Boston Road Shutout..... March 23, 2010 (4-0, Tuukka Rask)  
 Winnipeg Home Shutout..... December 29, 2007 (5-0, Kari Lehtonen)  
 Winnipeg Road Shutout..... None

Boston Home Overtime Win..... November 28, 2014  
 (2-1; Dougie Hamilton, 3:39)

Boston Road Overtime Win..... November 19, 2009  
 (4-3, Patrice Bergeron, Shootout)

Winnipeg Home Overtime Win..... April 10, 2014  
 (2-1; Bryan Little, Shootout)

Winnipeg Road Overtime Win..... March 21, 2006  
 (5-4; Jim Slater, Shootout)

## THE LONGEST BOSTON:

Win Streak vs. Winnipeg..... 10-0-0-0  
 Losing Streak vs. Winnipeg..... 0-5-0-1  
 Point Streak vs. Winnipeg..... 10-0-0-0

Home Win Streak vs. Winnipeg..... 13-0-0-0  
 Home Losing Streak vs. Winnipeg..... 0-2-0-1  
 Home Point Streak vs. Winnipeg..... 13-0-0-0

Road Win Streak vs. Winnipeg..... 4-0-0-0  
 Road Losing Streak vs. Winnipeg..... 0-3-0-1  
 Road Point Streak vs. Winnipeg..... 4-0-0-0



# YEAR-BY-YEAR SEASON SERIES BY TEAM

KEY:	Overall								Home								Road							
	GP	W	L	T	O	PTS	GF	GA	GP	W	L	T	O	PTS	GF	GA	GP	W	L	T	O	PTS	GF	GA
BOSTON vs. ANAHEIM																								
1993-94	2	1	0	1	-	3	6	4	1	1	0	0	-	2	5	3	1	0	0	1	-	1	1	1
1994-95	-	-	-	-	-	-	-	-	-	-	-	-	-	-	-	-	-	-	-	-	-	-	-	-
1995-96	2	1	1	0	-	2	10	6	1	1	0	0	-	2	7	2	1	0	1	0	-	0	3	4
1996-97	2	1	1	0	-	2	7	6	1	0	1	0	-	0	2	5	1	1	0	0	-	2	5	1
1997-98	2	1	1	0	-	2	3	3	1	0	1	0	-	0	0	3	1	1	0	0	-	2	3	0
1998-99	2	1	1	0	-	2	2	4	1	1	0	0	-	2	2	1	1	0	1	0	-	0	0	3
1999-00	2	1	1	0	0	2	5	6	1	0	1	0	0	0	2	4	1	1	0	0	0	2	3	2
2000-01	1	1	0	0	0	2	3	2	-	-	-	-	-	-	-	-	1	1	0	0	0	2	3	2
2001-02	2	1	0	1	0	3	6	4	1	1	0	0	0	2	4	2	1	0	0	1	0	1	2	2
2002-03	1	0	1	0	0	0	1	4	1	0	1	0	0	0	1	4	-	-	-	-	-	-	-	-
2003-04	1	1	0	0	0	2	4	3	-	-	-	-	-	-	-	-	1	1	0	0	0	2	4	3
2004-05	-	-	-	-	-	-	-	-	-	-	-	-	-	-	-	-	-	-	-	-	-	-	-	-
2005-06	1	1	0	-	0	2	4	3	1	1	0	-	0	2	4	3	-	-	-	-	-	-	-	-
2006-07	-	-	-	-	-	-	-	-	-	-	-	-	-	-	-	-	-	-	-	-	-	-	-	-
2007-08	1	0	1	-	0	0	1	2	-	-	-	-	-	-	-	-	1	0	1	-	0	0	1	2
2008-09	1	1	0	-	0	2	6	0	1	1	0	-	0	2	6	0	-	-	-	-	-	-	-	-
2009-10	2	0	2	-	0	0	4	10	1	0	1	-	0	0	1	6	1	0	1	-	0	0	3	4
2010-11	1	0	1	-	0	0	0	3	1	0	1	-	0	0	0	3	-	-	-	-	-	-	-	-
2011-12	1	1	0	-	0	2	3	2	-	-	-	-	-	-	-	-	1	1	0	-	0	2	3	2
2012-13	-	-	-	-	-	-	-	-	-	-	-	-	-	-	-	-	-	-	-	-	-	-	-	-
2013-14	2	1	1	-	0	2	4	7	1	1	0	-	0	2	3	2	1	0	1	-	0	0	2	5
2014-15	2	0	1	-	1	1	4	6	1	0	0	-	1	1	2	3	1	0	1	-	0	0	2	3
2015-16	2	0	2	-	0	0	2	10	1	0	1	-	0	0	2	6	1	0	1	-	0	0	0	4
2016-17	2	0	2	-	0	0	6	9	1	0	1	-	0	0	3	4	1	0	1	-	0	0	3	5
BOSTON vs. ARIZONA*																								
1979-80	4	3	1	0	-	6	11	5	2	2	0	0	-	4	7	1	2	1	1	0	-	2	4	4
1980-81	4	2	0	2	-	6	23	19	2	1	0	1	-	3	12	11	2	1	0	1	-	3	11	8
1981-82	3	3	0	0	-	6	23	15	2	2	0	0	-	4	15	10	1	1	0	0	-	2	8	5
1982-83	3	0	2	1	-	1	11	14	1	0	0	1	-	1	2	2	2	0	2	0	-	0	9	12
1983-84	3	2	1	0	-	4	11	9	2	2	0	0	-	4	9	4	1	0	1	0	-	0	2	5
1984-85	3	1	2	0	-	2	10	10	1	0	1	0	-	0	3	4	2	1	1	0	-	2	7	6
1985-86	3	3	0	0	-	6	17	10	2	2	0	0	-	4	15	9	1	1	0	0	-	2	2	1
1986-87	3	2	1	0	-	4	10	10	1	1	0	0	-	2	6	3	2	1	1	0	-	2	4	7
1987-88	3	3	0	0	-	6	13	9	2	2	0	0	-	4	9	6	1	1	0	0	-	2	4	3
1988-89	3	2	1	0	-	4	12	8	1	0	1	0	-	0	3	4	2	2	0	0	-	4	9	4
1989-90	3	1	1	1	-	3	9	8	2	1	0	1	-	3	7	5	1	0	1	0	-	0	2	3
1990-91	3	2	1	0	-	4	9	10	1	1	0	0	-	2	5	2	2	1	1	0	-	2	4	8
1991-92	3	1	1	1	-	3	10	9	1	0	1	0	-	0	1	3	2	1	0	1	-	3	9	6
1992-93	2	1	1	0	-	2	10	7	1	1	0	0	-	2	6	2	1	0	1	0	-	0	4	5
1993-94	2	2	0	0	-	4	12	10	1	1	0	0	-	2	5	4	1	1	0	0	-	2	7	6
1994-95	-	-	-	-	-	-	-	-	-	-	-	-	-	-	-	-	-	-	-	-	-	-	-	-
1995-96	2	2	0	0	-	4	10	7	1	1	0	0	-	2	5	4	1	1	0	0	-	2	5	3
1996-97	2	0	2	0	-	0	6	10	1	0	1	0	-	0	2	5	1	0	1	0	-	0	4	5
1997-98	2	2	0	0	-	4	8	4	1	1	0	0	-	2	5	2	1	1	0	0	-	2	3	2
1998-99	2	1	1	0	-	2	4	5	1	1	0	0	-	2	3	2	1	0	1	0	-	0	1	3
1999-00	2	1	1	0	0	2	3	2	1	1	0	0	0	2	2	0	1	0	1	0	0	0	1	2
2000-01	1	1	0	0	0	2	7	4	1	1	0	0	0	2	7	4	-	-	-	-	-	-	-	-
2001-02	2	1	0	1	0	3	5	3	1	1	0	0	0	2	4	2	1	0	0	1	0	1	1	1
2002-03	1	0	1	0	0	0	1	2	-	-	-	-	-	-	-	-	1	0	1	0	0	0	1	2
2003-04	1	0	0	1	0	1	3	3	1	0	0	1	0	1	3	3	-	-	-	-	-	-	-	-
2004-05	-	-	-	-	-	-	-	-	-	-	-	-	-	-	-	-	-	-	-	-	-	-	-	-
2005-06	1	0	0	-	1	1	1	2	1	0	0	-	1	1	1	2	-	-	-	-	-	-	-	-
2006-07	-	-	-	-	-	-	-	-	-	-	-	-	-	-	-	-	-	-	-	-	-	-	-	-
2007-08	1	1	0	-	0	2	3	1	-	-	-	-	-	-	-	-	1	1	0	-	0	2	3	1
2008-09	1	0	1	-	0	0	1	2	1	0	1	-	0	0	1	2	-	-	-	-	-	-	-	-
2009-10	1	0	1	-	0	0	1	4	-	-	-	-	-	-	-	-	1	0	1	-	0	0	1	4
2010-11	2	1	1	-	0	2	5	5	1	0	1	-	0	0	2	5	1	1	0	-	0	2	3	0
2011-12	1	1	0	-	0	2	2	1	-	-	-	-	-	-	-	-	1	1	0	-	0	2	2	1
2012-13	-	-	-	-	-	-	-	-	-	-	-	-	-	-	-	-	-	-	-	-	-	-	-	-
2013-14	2	2	0	-	0	4	6	3	1	1	0	-	0	2	2	1	1	1	0	-	0	2	4	2
2014-15	2	2	0	-	0	4	9	3	1	1	0	-	0	2	4	1	1	1	0	-	0	2	5	2
2015-16	2	2	0	-	0	4	11	3	1	1	0	-	0	2	6	0	1	1	0	-	0	2	5	3
2016-17	2	2	0	-	0	4	6	2	1	1	0	-	0	2	4	1	1	1	0	-	0	2	2	1
* -- Franchise in Winnipeg, 1979-80--1995-96; Franchise in Phoenix, 1996-97--present																								
BOSTON vs. BUFFALO																								
1970-71	6	4	1	1	-	9	36	23	3	2	1	0	-	4	17	12	3	2	0	1	-	5	19	11
1971-72	6	3	1	2	-	8	25	20	3	2	0	1	-	5	14	6	3	1	1	1	-	3	11	14
1972-73	6	4	1	1	-	9	26	15	3	3	0	0	-	6	17	5	3	1	1	1	-	3	9	10
1973-74	5	4	1	0	-	8	24	12	3	3	0	0	-	6	18	6	2							

# YEAR-BY-YEAR SEASON SERIES BY TEAM

KEY:				Overall		PTS	GF	GA				Home		PTS	GF	GA				Road		PTS	GF	GA
	GP	W	L	T	O				GP	W	L	T	O				GP	W	L	T	O			
1991-92	8	3	3	2	-	8	26	32	4	3	0	1	-	7	17	11	4	0	3	1	-	1	9	21
1992-93	7	4	3	0	-	8	19	19	3	2	1	0	-	4	10	7	4	2	2	0	-	4	9	12
1993-94	5	1	3	1	-	3	11	19	2	0	1	1	-	1	6	8	3	1	2	0	-	2	5	11
1994-95	4	3	0	1	-	7	13	8	2	1	0	1	-	3	5	2	2	2	0	0	-	4	8	6
1995-96	6	5	1	0	-	10	25	18	3	3	0	0	-	6	15	9	3	2	1	0	-	4	10	9
1996-97	5	0	5	0	-	0	5	22	3	0	3	0	-	0	3	12	2	0	2	0	-	0	2	10
1997-98	6	2	2	2	-	6	11	15	3	1	1	1	-	3	3	7	3	1	1	1	-	3	8	8
1998-99	5	1	4	0	-	2	7	14	2	1	1	0	-	2	3	5	3	0	3	0	-	0	4	9
1999-00	5	2	1	1	1	6	7	8	3	2	0	1	0	5	4	0	2	0	1	0	1	1	3	8
2000-01	5	3	2	0	0	6	10	12	2	0	2	0	0	0	1	6	3	3	0	0	0	6	9	6
2001-02	5	3	1	1	0	7	14	10	3	2	0	1	0	5	9	5	2	1	1	0	0	2	5	5
2002-03	5	3	2	0	0	6	20	17	2	2	0	0	0	4	12	6	3	1	2	0	0	2	8	11
2003-04	6	5	1	0	0	10	19	12	3	2	1	0	0	4	9	8	3	3	0	0	0	6	10	4
2004-05	-	-	-	-	-	-	-	-	-	-	-	-	-	-	-	-	-	-	-	-	-	-	-	-
2005-06	8	1	7	-	0	2	20	31	4	1	3	-	0	2	12	14	4	0	4	-	0	0	8	17
2006-07	8	2	5	-	1	5	20	36	4	1	2	-	1	3	10	16	4	1	3	-	0	2	10	20
2007-08	8	4	2	-	2	10	16	18	4	2	2	-	0	4	8	11	4	2	0	-	2	6	8	7
2008-09	6	2	3	-	1	5	17	20	3	2	1	-	0	4	12	9	3	0	2	-	1	1	5	11
2009-10	6	4	2	-	0	8	15	11	3	2	1	-	0	4	9	6	3	2	1	-	0	4	6	5
2010-11	6	2	2	-	2	6	21	21	3	1	1	-	1	3	8	10	3	1	1	-	1	3	13	11
2011-12	6	4	1	-	1	9	18	17	3	3	0	-	0	6	13	6	3	1	1	-	1	3	5	11
2012-13	5	2	2	-	1	5	13	15	2	0	1	-	1	1	6	10	3	2	1	-	0	4	7	5
2013-14	5	3	1	-	1	7	19	13	2	2	0	-	0	4	8	2	3	1	1	-	1	3	11	11
2014-15	4	3	0	-	1	7	13	6	2	1	0	-	1	3	5	5	2	2	0	-	0	4	7	2
2015-16	4	3	1	-	0	6	12	10	2	1	1	-	0	2	5	7	2	2	0	-	0	4	7	3
2016-17	4	4	0	-	0	8	13	4	2	2	0	-	0	4	7	1	2	2	0	-	0	4	6	3

## BOSTON vs. CALGARY\*

1972-73	5	5	0	0	-	10	20	5	2	2	0	0	-	4	10	2	3	3	0	0	-	6	10	3
1973-74	5	2	3	0	-	4	16	16	3	2	1	0	-	4	12	8	2	0	2	0	-	0	4	8
1974-75	5	4	0	1	-	9	21	13	3	3	0	0	-	6	14	8	2	1	0	1	-	3	7	5
1975-76	5	3	2	0	-	6	15	19	2	1	1	0	-	2	6	5	3	2	1	0	-	4	9	14
1976-77	4	2	2	0	-	4	10	11	2	2	0	0	-	4	6	2	2	0	2	0	-	0	4	9
1977-78	4	2	1	1	-	5	15	14	2	1	0	1	-	3	6	5	2	1	1	0	-	2	9	9
1978-79	4	3	1	0	-	6	18	12	2	2	0	0	-	4	7	3	2	1	1	0	-	2	11	9
1979-80	4	4	0	0	-	8	21	11	2	2	0	0	-	4	11	6	2	2	0	0	-	2	10	5
1980-81	4	1	3	0	-	2	8	15	2	1	1	0	-	2	5	6	2	0	2	0	-	0	3	9
1981-82	3	1	1	1	-	3	10	11	1	0	0	1	-	1	3	3	2	1	1	0	-	2	7	8
1982-83	3	2	0	1	-	5	7	4	2	1	0	1	-	3	4	3	1	1	0	0	-	2	3	1
1983-84	3	2	0	1	-	5	13	10	1	1	0	0	-	2	3	2	2	1	0	1	-	3	10	8
1984-85	3	0	3	0	-	0	8	17	2	0	2	0	-	0	6	9	1	0	1	0	-	0	2	8
1985-86	3	2	1	0	-	4	13	12	1	1	0	0	-	2	3	2	2	1	1	0	-	2	10	10
1986-87	3	2	1	0	-	4	14	8	2	1	1	0	-	2	8	8	1	1	0	0	-	2	6	0
1987-88	3	2	1	0	-	4	17	15	1	0	1	0	-	0	5	7	2	2	0	0	-	4	12	8
1988-89	3	1	2	0	-	2	7	12	2	0	2	0	-	0	3	9	1	1	0	0	-	2	4	3
1989-90	3	1	1	1	-	3	9	10	1	0	0	1	-	1	2	2	2	1	1	0	-	2	7	8
1990-91	3	1	2	0	-	2	7	14	2	1	1	0	-	2	6	6	1	0	1	0	-	0	1	8
1991-92	3	1	1	1	-	3	11	11	2	1	0	1	-	3	7	5	1	0	1	0	-	0	4	6
1992-93	2	2	0	0	-	4	9	5	1	1	0	0	-	2	5	3	1	1	0	0	-	2	4	2
1993-94	2	1	0	1	-	3	9	6	1	1	0	0	-	2	6	3	1	0	0	1	-	1	3	3
1994-95	-	-	-	-	-	-	-	-	-	-	-	-	-	-	-	-	-	-	-	-	-	-	-	-
1995-96	2	2	0	0	-	4	8	4	1	1	0	0	-	2	6	3	1	1	0	0	-	2	2	1
1996-97	2	0	1	1	-	1	2	6	1	0	0	1	-	1	1	1	1	0	1	0	-	0	1	5
1997-98	2	1	1	0	-	2	5	5	1	0	1	0	-	0	2	5	1	1	0	0	-	2	3	0
1998-99	2	1	1	0	-	2	8	5	1	1	0	0	-	2	5	1	1	0	1	0	-	0	3	4
1999-00	1	0	0	0	1	1	3	4	1	0	0	0	1	1	3	4	-	-	-	-	-	-	-	-
2000-01	1	0	1	0	0	0	2	3	-	-	-	-	-	-	-	-	1	0	1	0	0	0	2	3
2001-02	1	1	0	0	0	2	3	2	1	1	0	0	0	2	3	2	-	-	-	-	-	-	-	-
2002-03	2	1	0	1	0	3	10	5	1	1	0	0	0	2	7	2	1	0	0	1	0	1	3	3
2003-04	1	0	1	0	0	0	0	5	1	0	1	0	0	0	0	5	-	-	-	-	-	-	-	-
2004-05	-	-	-	-	-	-	-	-	-	-	-	-	-	-	-	-	-	-	-	-	-	-	-	-
2005-06	1	0	1	-	0	0	0	3	-	-	-	-	-	-	-	-	1	0	1	-	0	0	0	3
2006-07	1	1	0	-	0	2	3	2	1	1	0	-	0	2	3	2	-	-	-	-	-	-	-	-
2007-08	-	-	-	-	-	-	-	-	-	-	-	-	-	-	-	-	-	-	-	-	-	-	-	-
2008-09	1	0	1	-	0	0	2	3	-	-	-	-	-	-	-	-	1	0	1	-	0	0	2	3
2009-10	1	1	0	-	0	2	5	0	1	1	0	-	0	2	5	0	-	-	-	-	-	-	-	-
2010-11	1	1	0	-	0	2	3	1	-	-	-	-	-	-	-	-	1	1	0	-	0	2	3	1
2011-12	1	1	0	-	0	2	9	0	1	1	0	-	0	2	9	0	-	-	-	-	-	-	-	-
2012-13	-	-	-	-	-	-	-	-	-	-	-	-	-	-	-	-	-	-	-	-	-	-	-	-
2013-14	2	2	0	-	0	4	4	1	1	1	0	-	0	2	2	0	1	1	0	-	0	2	2	1
2014-15	2	0	0	-	2	2	6	8	1	0	0	-	1	1	3	4	1	0	0	-	1	1	3	4
2015-16	2	1	0	-	1	3	6	6	1	1	0	-	0	2	2	1	1	0	0	-	1	1	4	5
2016-17	2	1	1	-	0	2	6	4	1	0	1	-	0	0	1	2	1	1	0	-	0	2	5	2

\* -- Franchise in Atlanta, 1972-73--1979-80;

Franchise in Calgary, 1980-81--present

## BOSTON vs. CAROLINA\*

1979-80	4	2	1	1	-	5	14	16	2	1	0	1	-	3	6	5	2	1	1	0	-	2	8	11
1980-81	4	1	1	2	-	4	15	14	2	1	0	1	-	3	8	6	2	0	1	1	-	1	7	8
1981-82	8	4	2	2	-	10	35	21	4	3	0	1	-	7	20	7	4	1	2	1	-	3	15	14
1982-83	8	6	2	0	-	12	39	26	4	3	1	0	-	6	24	13	4	3	1	0	-	6	15	13
1983-84	8	5	2	1	-	11	31	21	4	3	0	1	-	7	15	9	4	2	2	0	-	4	16	12
1984-85	8	4	4	0	-	8	34	28	4	3	1	0	-	6	17	10	4	1	3	0	-	2	17	18
1985-86	8	4	3	1	-	9	26	29	4	3	1	0	-	6	13	9	4	1	2	1	-	3	13	20
1986-87	8	2	6	0	-	4	27	38	4	2	2	0	-	4	21	18	4	0	4	0	-	0	6	20
1987-88	8	4	3	1	-	9	28	21	4	3	1	0	-	6	17	9	4	1	2	1	-	3	11	12
1988-89	8	5	3	0	-	10	32	21	4	2	2	0	-	4	11	11	4	3	1	0	-	6	21	10
1989-90	8	4	3	1	-	9	27	22	4	2	2	0	-	4	10	8	4	2	1	1	-	5	17	14
1990-91	8	5	2	1	-	11	32	17	4	3	1	0	-	6	21	9	4	2	1	1	-	5	11	8
1991-92	8	6	1	1	-	13	31	27	4	4	0	0	-	8	18	12	4	2	1	1	-	5	13	15

# YEAR-BY-YEAR SEASON SERIES BY TEAM

KEY:	Overall								Home								Road							
	GP	W	L	T	O	PTS	GF	GA	GP	W	L	T	O	PTS	GF	GA	GP	W	L	T	O	PTS	GF	GA
1992-93	7	6	1	0	-	12	31	21	4	4	0	0	-	8	16	12	3	2	1	0	-	4	15	9
1993-94	5	3	1	1	-	7	15	11	3	1	1	1	-	3	9	8	2	2	0	0	-	4	6	3
1994-95	4	3	1	0	-	6	13	9	2	2	0	0	-	4	6	4	2	1	1	0	-	2	7	5
1995-96	6	5	1	0	-	10	20	11	3	3	0	0	-	6	11	4	3	2	1	0	-	4	9	7
1996-97	6	1	4	1	-	3	18	28	3	0	2	1	-	1	9	13	3	1	2	0	-	2	9	15
1997-98	5	2	3	0	-	4	9	12	3	1	2	0	-	2	5	7	2	1	1	0	-	2	4	5
1998-99	5	2	2	1	-	5	9	8	2	0	1	1	-	1	0	2	3	2	1	0	-	4	9	6
1999-00	4	2	2	0	0	4	11	14	2	0	2	0	0	0	4	10	2	2	0	0	0	4	7	4
2000-01	4	1	3	0	0	2	11	13	2	1	1	0	0	2	5	4	2	0	2	0	0	6	9	9
2001-02	4	2	2	0	0	4	11	13	2	0	2	0	0	0	2	8	2	2	0	0	0	4	9	5
2002-03	4	2	1	1	0	5	10	8	2	1	1	0	0	2	5	5	2	1	0	1	0	3	5	3
2003-04	4	1	2	1	0	3	7	9	2	0	2	0	0	0	1	4	2	1	0	1	0	3	6	5
2004-05	-	-	-	-	-	-	-	-	-	-	-	-	-	-	-	-	-	-	-	-	-	-	-	-
2005-06	4	1	1	-	2	4	13	14	2	1	0	-	1	3	7	6	2	0	1	-	1	1	6	8
2006-07	4	1	3	-	0	2	9	18	2	0	2	-	0	0	3	10	2	1	1	-	0	2	6	8
2007-08	4	1	3	-	0	2	7	10	2	0	2	-	0	0	2	4	2	1	1	-	0	2	5	6
2008-09	4	4	0	-	0	8	18	6	2	2	0	-	0	4	9	3	2	2	0	-	0	4	9	3
2009-10	4	3	1	-	0	6	17	11	2	2	0	-	0	4	11	4	2	1	1	-	0	2	6	7
2010-11	4	3	1	-	0	6	13	7	2	1	1	-	0	2	7	3	2	2	0	-	0	4	6	4
2011-12	4	0	4	-	0	0	5	14	2	0	2	-	0	0	1	7	2	0	2	-	0	0	4	7
2012-13	3	2	1	-	0	4	13	9	1	1	0	-	0	2	6	2	2	1	1	-	0	2	7	7
2013-14	3	3	0	-	0	6	12	4	2	2	0	-	0	4	8	3	1	1	0	-	0	2	4	1
2014-15	3	2	0	-	1	5	5	4	1	1	0	-	0	2	2	1	2	1	0	-	1	3	3	3
2015-16	3	1	0	-	2	4	7	6	2	0	0	-	2	2	3	5	1	1	0	-	0	2	4	1
2016-17	3	1	0	-	2	4	7	8	1	1	0	-	0	2	2	1	2	0	0	-	2	2	5	7

\* -- Franchise in Hartford, 1979-80--1996-97;

Franchise in Carolina, 1997-98--present

## BOSTON vs. CHICAGO

1926-27	6	3	2	1	-	7	14	15	3	2	1	0	-	4	9	7	3	1	1	1	-	3	5	8
1927-28	6	4	0	2	-	10	11	4	3	2	0	1	-	5	5	2	3	2	0	1	-	5	6	2
1928-29	6	4	1	1	-	9	22	5	3	2	1	0	-	4	16	4	3	2	0	1	-	5	6	1
1929-30	6	3	3	0	-	6	17	13	3	3	0	0	-	6	13	5	3	0	3	0	-	0	4	8
1930-31	6	2	4	0	-	4	12	13	3	2	1	0	-	4	10	7	3	0	3	0	-	0	2	6
1931-32	8	2	4	2	-	6	13	13	4	1	2	1	-	3	8	9	4	1	2	1	-	3	5	4
1932-33	6	3	2	1	-	7	11	10	3	2	1	0	-	4	9	8	3	1	1	1	-	3	2	2
1933-34	6	3	2	1	-	7	8	6	3	2	1	0	-	4	6	4	3	1	1	1	-	3	2	2
1934-35	6	1	4	1	-	3	7	20	3	0	3	0	-	0	4	14	3	1	1	1	-	3	3	6
1935-36	8	3	4	1	-	7	16	13	4	3	1	0	-	6	11	4	4	0	3	1	-	1	5	9
1936-37	8	5	2	1	-	11	23	14	4	1	2	1	-	3	11	10	4	4	0	0	-	8	12	4
1937-38	8	6	2	0	-	12	29	13	4	4	0	0	-	8	16	4	4	2	2	0	-	4	13	9
1938-39	8	8	0	0	-	16	32	7	4	4	0	0	-	8	17	5	4	4	0	0	-	8	15	2
1939-40	8	6	1	1	-	13	29	11	4	4	0	0	-	8	20	4	4	2	1	1	-	5	9	7
1940-41	8	4	2	2	-	10	25	22	4	2	1	1	-	5	13	12	4	2	1	1	-	5	12	10
1941-42	8	3	3	2	-	8	26	21	4	2	1	1	-	5	17	10	4	1	2	1	-	3	9	11
1942-43	10	3	4	3	-	9	41	41	5	3	1	1	-	7	27	21	5	0	3	2	-	2	14	20
1943-44	10	5	5	0	-	10	40	44	5	4	1	0	-	8	22	18	5	1	4	0	-	2	18	26
1944-45	10	7	3	0	-	14	41	32	5	4	1	0	-	8	22	15	5	3	2	0	-	6	19	17
1945-46	10	4	6	0	-	8	34	41	5	4	1	0	-	8	23	17	5	0	5	0	-	0	11	24
1946-47	12	6	5	1	-	13	51	41	6	4	1	1	-	9	25	15	6	2	4	0	-	4	26	26
1947-48	12	3	7	2	-	8	32	49	6	1	3	2	-	4	16	26	6	2	4	0	-	4	16	23
1948-49	12	6	5	1	-	13	41	36	6	5	1	0	-	10	26	13	6	1	4	1	-	3	15	23
1949-50	14	5	7	2	-	12	58	66	7	3	3	1	-	7	34	30	7	2	4	1	-	5	24	36
1950-51	14	9	4	1	-	19	62	48	7	5	1	1	-	15	39	24	7	4	3	0	-	8	23	24
1951-52	14	9	3	2	-	20	48	29	7	5	2	0	-	10	24	16	7	4	1	2	-	10	24	13
1952-53	14	4	5	5	-	13	34	31	7	4	1	2	-	10	22	13	7	0	4	3	-	3	8	18
1953-54	14	11	1	2	-	24	49	31	7	7	0	0	-	14	34	14	7	4	1	2	-	10	15	17
1954-55	14	7	4	3	-	17	41	43	7	4	2	1	-	9	23	18	7	3	2	2	-	8	18	25
1955-56	14	3	8	3	-	9	24	46	7	1	4	2	-	4	13	24	7	2	4	1	-	5	11	22
1956-57	14	8	5	1	-	17	45	37	7	6	1	0	-	12	25	12	7	2	4	1	-	5	20	25
1957-58	14	7	3	4	-	18	40	31	7	4	1	2	-	10	26	21	7	3	2	2	-	8	14	10
1958-59	14	6	7	1	-	13	46	46	7	4	3	0	-	8	21	20	7	2	4	1	-	5	24	26
1959-60	14	5	6	3	-	13	40	46	7	3	3	1	-	7	25	25	7	2	3	2	-	6	15	21
1960-61	14	4	6	4	-	12	40	46	7	4	1	2	-	10	24	14	7	0	5	2	-	2	16	32
1961-62	14	2	10	2	-	6	32	65	7	1	5	1	-	3	18	31	7	1	5	1	-	3	14	34
1962-63	14	2	10	2	-	6	34	56	7	1	5	1	-	3	14	30	7	1	5	1	-	3	20	26
1963-64	14	3	9	2	-	8	33	49	7	2	4	1	-	5	17	23	7	1	5	1	-	3	16	26
1964-65	14	6	8	0	-	12	35	57	7	4	3	0	-	8	18	20	7	2	5	0	-	4	17	37
1965-66	14	4	8	2	-	10	33	59	7	4	2	1	-	9	20	26	7	0	6	1	-	1	13	33
1966-67	14	2	11	1	-	5	28	59	7	0	7	0	-	0	13	36	7	2	4	1	-	5	15	23
1967-68	10	5	3	2	-	12	47	27	5	3	0	2	-	8	29	10	5	2	3	0	-	4	18	17
1968-69	8	5	2	1	-	11	44	33	4	3	0	1	-	7	27	16	4	2	2	0	-	4	17	17
1969-70	8	3	3	2	-	8	21	19	4	3	1	0	-	6	12	3	4	0	2	2	-	2	9	16
1970-71	6	2	3	1	-	5	19	17	3	2	0	1	-	5	12	7	3	0	3	0	-	0	7	10
1971-72	6	4	1	1	-	9	20	13	3	2	0	1	-	5	11	8	3	2	1	0	-	4	9	5
1972-73	5	2	3	0	-	4	17	16	3	1	2	0	-	2	9	10	2	1	1	0	-	2	8	6
1973-74	5	0	2	3	-	3	13	18	2	0	1	1	-	1	3	4	3	0	1	2	-	2	10	14
1974-75	4	2	2	0	-	4	14	15	2	2	0	0	-	4	11	3	2	0	2	0	-	0	3	12
1975-76	4	3	0	1	-	7	17	10	2	2	0	0	-	4	9	5	2	1	0	1	-	3	8	5
1976-77	4	4	0	0	-	8	22	12	2	2	0	0	-	4	13	7	2	2	0	0	-	4	9	5
1977-78	4	3	1	0	-	6	13	4	2	2	0	0	-	4	8	0	2	1	1	0	-	2	5	4
1978-79	5	3	1	1	-	7	23	14	2	2	0	0	-	4	10	3	3	1	1	1	-	3	13	11
1979-80	4	2	2	0	-	4	13	10	2	1	1	0	-	2	6	4	2	1	1	0	-	2	7	6
1980-81	4	3	1	0	-	6	18	8	2	2	0	0	-	4	12	3	2	1	1	0	-	2	6	5
1981-82	3	1	2	0	-	2	12	14	1	0	1	0	-	0	3	4	2	1	1	0	-	2	9	10
1982-83	3	3	0	0	-	6	14	6	2	2	0	0	-	4	10	5	1	1	0	0	-	2	4	1
1983-84	3	1	2	0	-	2	8	11	1	0	1	0	-	0	2	5	2	1	1	0	-	2	6	6
1984-85	3	0	3	0	-	0	9	12	2	0	2	0	-	0	6	8	1	0	1	0	-	0	3	4
1985-86	3	1	2	0	-	2	12	13	1	1	0	0	-	2	5	4	2	0	2	0	-	0	7	9
1986-87	3	1	1	1	-	3	14	16	2	0	1	1	-	1	6	10	1	1	0	0	-	2	8	



# YEAR-BY-YEAR SEASON SERIES BY TEAM

KEY:	Overall								Home								Road							
	GP	W	L	T	O	PTS	GF	GA	GP	W	L	T	O	PTS	GF	GA	GP	W	L	T	O	PTS	GF	GA
1987-88	3	3	0	0	-	6	16	8	1	1	0	0	-	2	7	3	2	2	0	0	-	4	9	5
1988-89	3	3	0	0	-	6	24	8	2	2	0	0	-	4	14	5	1	1	0	0	-	2	10	3
1989-90	3	3	0	0	-	6	14	7	1	1	0	0	-	2	4	3	2	2	0	0	-	4	10	4
1990-91	3	2	1	0	-	4	11	11	2	2	0	0	-	4	10	7	1	0	1	0	-	0	1	4
1991-92	3	1	2	0	-	2	7	9	1	0	1	0	-	0	1	2	2	1	1	0	-	2	6	7
1992-93	2	0	2	0	-	0	5	9	1	0	1	0	-	0	2	3	1	0	1	0	-	0	3	6
1993-94	2	1	1	0	-	2	8	5	1	0	1	0	-	0	4	5	1	1	0	0	-	2	4	0
1994-95	-	-	-	-	-	-	-	-	-	-	-	-	-	-	-	-	-	-	-	-	-	-	-	-
1995-96	2	0	2	0	-	0	2	8	1	0	1	0	-	0	2	5	1	0	1	0	-	0	0	3
1996-97	2	0	1	1	-	1	6	8	1	0	0	1	-	1	3	3	1	0	1	0	-	0	3	5
1997-98	2	0	2	0	-	0	1	3	1	0	1	0	-	0	1	2	1	0	1	0	-	0	0	1
1998-99	2	1	0	1	-	3	9	6	1	0	0	1	-	1	3	3	1	1	0	0	-	2	6	3
1999-00	2	0	1	0	1	1	7	14	1	0	1	0	-	0	3	9	1	0	0	0	1	1	4	5
2000-01	1	1	0	0	0	2	5	4	1	1	0	0	0	2	5	4	-	-	-	-	-	-	-	-
2001-02	2	1	0	1	0	3	5	4	1	1	0	0	0	2	2	1	1	0	0	1	0	1	3	3
2002-03	2	0	2	0	0	0	6	11	1	0	1	0	0	0	1	3	1	0	1	0	0	0	5	8
2003-04	1	0	0	0	1	1	1	2	-	-	-	-	-	-	-	-	1	0	0	0	1	1	1	2
2004-05	-	-	-	-	-	-	-	-	-	-	-	-	-	-	-	-	-	-	-	-	-	-	-	-
2005-06	-	-	-	-	-	-	-	-	-	-	-	-	-	-	-	-	-	-	-	-	-	-	-	-
2006-07	1	1	0	-	0	2	5	3	-	-	-	-	-	-	-	-	1	1	0	-	0	2	5	3
2007-08	1	1	0	-	0	2	3	1	1	1	0	-	0	2	3	1	-	-	-	-	-	-	-	-
2008-09	2	2	0	-	0	4	7	4	1	1	0	-	0	2	5	3	1	1	0	-	0	2	2	1
2009-10	2	0	1	-	1	1	6	10	1	0	1	-	0	0	2	5	1	0	0	-	1	1	4	5
2010-11	1	1	0	-	0	2	3	0	1	1	0	-	0	2	3	0	-	-	-	-	-	-	-	-
2011-12	1	1	0	-	0	2	3	2	-	-	-	-	-	-	-	-	1	1	0	-	0	2	3	2
2012-13	-	-	-	-	-	-	-	-	-	-	-	-	-	-	-	-	-	-	-	-	-	-	-	-
2013-14	2	1	0	-	1	3	5	2	1	1	0	-	0	2	3	0	1	0	0	-	1	1	2	3
2014-15	2	1	1	-	0	2	8	5	1	0	1	-	0	0	2	3	1	1	0	-	0	2	6	2
2015-16	2	1	1	-	0	2	8	8	1	1	0	-	0	2	4	2	1	0	1	-	0	0	4	6
2016-17	2	1	1	-	0	2	3	3	1	0	1	-	0	0	0	1	1	1	0	-	0	2	3	2

## BOSTON vs. COLORADO\*

1979-80	4	4	0	0	-	8	22	10	2	2	0	0	-	4	14	6	2	2	0	0	-	4	8	4
1980-81	4	1	3	0	-	2	15	18	2	0	2	0	-	0	6	9	2	1	1	0	-	2	9	9
1981-82	8	4	4	0	-	8	37	39	4	1	3	0	-	2	16	25	4	3	1	0	-	6	21	14
1982-83	8	5	2	1	-	11	39	31	4	2	1	1	-	5	12	9	4	3	1	0	-	6	27	22
1983-84	8	4	4	0	-	8	37	40	4	2	2	0	-	4	19	20	4	2	2	0	-	4	18	20
1984-85	8	2	4	2	-	6	36	38	4	2	1	1	-	5	22	19	4	0	3	1	-	1	14	19
1985-86	8	1	5	2	-	4	22	28	4	0	3	1	-	1	8	13	4	1	2	1	-	3	14	15
1986-87	8	6	2	0	-	12	34	21	4	2	2	0	-	4	14	12	4	4	0	0	-	8	20	9
1987-88	8	5	3	0	-	10	32	24	4	3	1	0	-	6	16	7	4	2	2	0	-	4	16	17
1988-89	8	4	1	3	-	11	31	23	4	2	0	2	-	6	15	8	4	2	1	1	-	5	16	15
1989-90	8	6	1	1	-	13	35	18	4	4	0	0	-	8	19	7	4	2	1	1	-	5	16	11
1990-91	8	6	1	1	-	13	42	21	4	3	0	1	-	7	21	7	4	3	1	0	-	6	21	14
1991-92	8	5	1	2	-	12	29	24	4	2	0	2	-	6	13	9	4	3	1	0	-	6	16	15
1992-93	7	5	1	1	-	11	33	18	3	2	1	0	-	4	14	9	4	3	0	1	-	7	19	9
1993-94	5	4	1	0	-	8	25	14	2	2	0	0	-	4	11	6	3	2	1	0	-	4	14	8
1994-95	4	0	3	1	-	1	6	15	2	0	2	0	-	0	3	8	2	0	1	1	-	1	3	7
1995-96	2	0	2	0	-	0	1	6	1	1	0	1	-	0	0	3	1	0	1	0	-	0	1	3
1996-97	2	1	1	0	-	2	6	4	1	1	0	0	-	2	4	1	1	0	1	0	-	0	2	3
1997-98	2	1	1	0	-	2	6	4	1	1	0	0	-	2	4	1	1	0	1	0	-	0	2	3
1998-99	2	1	1	0	-	2	5	3	1	0	1	0	-	0	2	3	1	1	0	0	-	2	3	0
1999-00	1	0	0	1	0	1	3	3	1	0	0	1	0	1	3	3	-	-	-	-	-	-	-	-
2000-01	2	0	2	0	0	0	4	12	1	0	1	0	0	0	2	4	1	0	1	0	0	0	2	8
2001-02	1	0	1	0	0	0	2	5	-	-	-	-	-	-	-	-	1	0	1	0	0	0	2	5
2002-03	2	1	0	0	1	3	4	4	1	0	0	0	1	1	2	3	1	1	0	0	0	2	2	1
2003-04	1	1	0	0	0	2	4	1	-	-	-	-	-	-	-	-	1	1	0	0	0	2	4	1
2004-05	-	-	-	-	-	-	-	-	-	-	-	-	-	-	-	-	-	-	-	-	-	-	-	-
2005-06	1	0	1	-	0	0	1	4	-	-	-	-	-	-	-	-	1	0	1	-	0	0	1	4
2006-07	1	0	1	-	0	0	0	2	1	0	1	-	0	0	0	2	-	-	-	-	-	-	-	-
2007-08	-	-	-	-	-	-	-	-	-	-	-	-	-	-	-	-	-	-	-	-	-	-	-	-
2008-09	1	1	0	-	0	2	5	4	-	-	-	-	-	-	-	-	1	1	0	-	0	2	5	4
2009-10	1	0	1	-	0	0	3	4	1	0	1	-	0	0	3	4	-	-	-	-	-	-	-	-
2010-11	1	1	0	-	0	2	6	2	-	-	-	-	-	-	-	-	1	1	0	-	0	2	6	2
2011-12	1	0	1	-	0	0	0	1	1	0	1	-	0	0	0	1	-	-	-	-	-	-	-	-
2012-13	-	-	-	-	-	-	-	-	-	-	-	-	-	-	-	-	-	-	-	-	-	-	-	-
2013-14	2	1	1	-	0	2	2	2	1	0	1	-	0	0	0	2	1	1	0	-	0	2	2	0
2014-15	2	0	1	-	1	1	3	5	1	0	1	-	0	0	1	2	1	0	0	-	1	1	2	3
2015-16	2	1	1	-	0	2	8	5	1	0	1	-	0	0	2	3	1	1	0	-	0	2	6	2
2016-17	2	1	1	-	0	2	4	4	1	0	1	-	0	0	2	4	1	1	0	-	0	2	2	0

\* -- Franchise in Quebec, 1979-80--1994-95;  
Franchise in Colorado, 1995-96--present

## BOSTON vs. COLUMBUS

2000-01	1	0	0	0	1	1	2	3	-	-	-	-	-	-	-	-	1	0	0	0	1	1	2	3
2001-02	2	1	1	0	0	2	9	5	1	0	1	0	0	0	1	5	1	1	0	0	0	2	8	0
2002-03	1	1	0	0	0	2	7	2	1	1	0	0	0	2	7	2	-	-	-	-	-	-	-	-
2003-04	1	1	0	0	0	2	4	0	-	-	-	-	-	-	-	-	1	1	0	0	0	2	4	0
2004-05	-	-	-	-	-	-	-	-	-	-	-	-	-	-	-	-	-	-	-	-	-	-	-	-
2005-06	-	-	-	-	-	-	-	-	-	-	-	-	-	-	-	-	-	-	-	-	-	-	-	-
2006-07	1	0	0	-	1	1	4	5	-	-	-	-	-	-	-	-	1	0	0	-	1	1	4	5
2007-08	1	1	0	-	0	2	2	0	1	1	0	-	0	2	2	0	-	-	-	-	-	-	-	-
2008-09	1	0	1	-	0	0	0	2	-	-	-	-	-	-	-	-	1	0	1	-	0	0	0	2
2009-10	1	0	1	-	0	0	2	3	1	0	1	-	0	0	2	3	-	-	-	-	-	-	-	-
2010-11	1	1	0	-	0	2	3	2	-	-	-	-	-	-	-	-	1	1	0	-	0	2	3	2
2011-12	2	2	0	-	0	4	7	4	1	1	0	-	0	2	2	1	1	1	0	-	0	2	5	3
2012-13	-	-	-	-	-	-	-	-	-	-	-	-	-	-	-	-	-	-	-	-	-	-	-	-
2013-14	3	3	0	-	0	6	9	4	2	2	0	-	0	4	6	3	1	1	0	-	0	2	3	1
2014-15	3	1	2	-	0	2	7	12	1	0	1	-	0	0	1	3	2	1	1	-	0	2	6	9
2015-16	3	2	1	-	0	4	9	9	2	1	1	-	0	2	7	8	1	1	0	-	0	2	2	2

# YEAR-BY-YEAR SEASON SERIES BY TEAM

KEY:	Overall								Home								Road								
	GP	W	L	T	O	PTS	GF	GA	GP	W	L	T	O	PTS	GF	GA	GP	W	L	T	O	PTS	GF	GA	
2016-17	3	2	1	-	0	4	14	9	1	1	0	-	0	2	5	2	2	1	1	-	0	2	9	7	
BOSTON vs. DALLAS*																									
1967-68	4	2	2	0	-	4	21	13	2	2	0	0	-	4	14	3	2	0	2	0	-	0	7	10	
1968-69	6	4	0	2	-	10	22	11	3	3	0	0	-	6	13	4	3	1	0	2	-	4	9	7	
1969-70	6	4	1	1	-	9	24	16	3	2	0	1	-	5	13	7	3	2	1	0	-	4	11	9	
1970-71	6	5	0	1	-	11	36	12	3	2	0	1	-	5	16	6	3	3	0	0	-	6	20	6	
1971-72	6	5	0	1	-	11	31	16	6	3	0	0	-	6	18	6	3	2	0	1	-	5	13	10	
1972-73	5	3	1	1	-	7	13	11	2	1	0	1	-	3	6	4	3	2	1	0	-	4	7	7	
1973-74	5	3	0	2	-	8	21	10	3	2	0	1	-	5	11	5	2	1	0	1	-	3	10	5	
1974-75	4	3	0	1	-	7	24	6	2	2	0	0	-	4	13	3	2	1	0	1	-	3	11	3	
1975-76	4	3	0	1	-	7	19	5	2	1	0	1	-	3	8	2	2	2	0	0	-	3	11	3	
1976-77	4	1	2	1	-	3	11	10	2	1	0	1	-	3	9	5	2	0	2	0	-	0	2	5	
1977-78	4	3	1	0	-	6	14	8	2	2	0	0	-	4	11	4	2	1	1	0	-	2	3	4	
1978-79	8	5	0	3	-	13	36	22	4	3	0	1	-	7	22	12	4	2	0	2	-	6	14	10	
1979-80	4	2	2	0	-	4	12	11	2	2	0	0	-	4	7	2	2	0	2	0	-	0	5	9	
1980-81	4	2	1	1	-	5	14	10	2	2	0	0	-	4	9	4	2	0	1	1	-	1	5	6	
1981-82	3	1	2	0	-	2	10	12	2	0	2	0	-	0	6	10	1	1	0	0	-	2	4	2	
1982-83	3	3	0	0	-	6	15	8	1	1	0	0	-	2	4	3	2	2	0	0	-	4	11	5	
1983-84	3	1	2	0	-	2	12	11	2	0	2	0	-	0	4	10	1	1	0	0	-	2	8	1	
1984-85	3	3	0	0	-	6	12	8	1	1	0	0	-	2	4	3	2	2	0	0	-	4	8	5	
1985-86	3	3	0	0	-	6	12	6	2	2	0	0	-	4	7	3	1	1	0	0	-	2	5	3	
1986-87	3	3	0	0	-	6	12	5	1	1	0	0	-	2	6	2	2	2	0	0	-	4	6	3	
1987-88	3	3	0	0	-	6	20	10	2	2	0	0	-	4	13	5	1	1	0	0	-	2	7	5	
1988-89	3	0	2	1	-	1	6	13	1	0	1	0	-	0	1	4	2	0	1	1	-	1	5	9	
1989-90	3	2	1	0	-	4	13	11	2	1	1	0	-	2	10	9	1	1	0	0	-	2	3	2	
1990-91	3	1	0	2	-	4	13	9	1	1	0	0	-	2	6	2	2	0	0	2	-	2	7	7	
1991-92	2	1	1	0	-	2	3	6	1	1	0	0	-	2	3	2	1	0	1	0	-	0	0	4	
1992-93	2	0	1	1	-	1	6	8	1	0	0	1	-	1	3	3	1	0	1	0	-	0	3	5	
1993-94	2	1	0	1	-	3	5	2	1	0	0	1	-	1	2	2	1	1	0	0	-	2	3	0	
1994-95	-	-	-	-	-	-	-	-	-	-	-	-	-	-	-	-	-	-	-	-	-	-	-	-	
1995-96	2	1	1	0	-	2	11	10	1	1	0	0	-	2	6	4	1	0	1	0	-	0	5	6	
1996-97	2	1	1	0	-	2	7	8	1	1	0	0	-	2	3	2	1	0	1	0	-	0	4	6	
1997-98	2	0	1	1	-	1	3	5	1	0	1	0	-	0	0	2	1	0	0	1	-	1	3	3	
1998-99	2	0	2	0	-	0	2	9	1	0	1	0	-	0	1	3	1	0	1	0	-	0	1	6	
1999-00	1	0	0	1	0	1	2	2	-	-	-	-	-	-	-	-	1	0	0	1	0	1	2	2	
2000-01	2	0	1	0	1	1	4	9	1	0	1	0	0	0	0	4	1	0	0	0	1	1	4	5	
2001-02	1	0	1	0	0	0	1	2	-	-	-	-	-	-	-	-	1	0	1	0	0	0	1	2	
2002-03	1	0	0	1	0	1	5	5	1	0	0	1	0	1	5	5	-	-	-	-	-	-	-	-	
2003-04	2	2	0	0	0	4	6	1	1	1	0	0	0	2	4	1	1	1	0	0	0	0	2	0	
2004-05	-	-	-	-	-	-	-	-	-	-	-	-	-	-	-	-	-	-	-	-	-	-	-	-	
2005-06	1	0	0	-	1	1	1	2	1	0	0	-	1	1	1	2	-	-	-	-	-	-	-	-	
2006-07	-	-	-	-	-	-	-	-	-	-	-	-	-	-	-	-	-	-	-	-	-	-	-	-	
2007-08	1	0	1	-	0	0	1	4	-	-	-	-	-	-	-	-	1	0	1	-	0	0	1	4	
2008-09	1	1	0	-	0	2	5	1	1	1	0	-	0	2	5	1	-	-	-	-	-	-	-	-	
2009-10	1	1	0	-	0	2	3	0	-	-	-	-	-	-	-	-	1	1	0	-	0	2	3	0	
2010-11	1	1	0	-	0	2	6	3	1	1	0	-	0	2	6	3	-	-	-	-	-	-	-	-	
2011-12	1	0	1	-	0	0	2	4	-	-	-	-	-	-	-	-	1	0	1	-	0	0	2	4	
2012-13	-	-	-	-	-	-	-	-	-	-	-	-	-	-	-	-	-	-	-	-	-	-	-	-	
2013-14	2	1	0	-	1	3	6	4	1	0	0	-	1	1	2	3	1	1	0	-	0	2	4	2	
2014-15	2	1	1	-	0	2	6	6	1	0	1	-	0	0	3	5	1	1	0	-	0	2	3	1	
2015-16	2	1	1	-	0	2	10	8	1	0	1	-	0	0	3	5	1	1	0	-	0	2	7	3	
2016-17	2	2	0	-	0	4	8	3	1	1	0	-	0	2	2	0	1	1	0	-	0	2	6	3	
* -- Franchise in Minnesota, 1967-68--1992-93; Franchise in Dallas, 1993-94--present																									
BOSTON vs. DETROIT																									
1926-27	6	5	1	0	-	10	19	8	3	3	0	0	-	6	12	4	3	2	1	0	-	4	7	4	
1927-28	6	4	2	0	-	8	18	15	3	3	0	0	-	6	12	4	3	1	2	0	-	2	6	11	
1928-29	6	4	1	1	-	9	13	7	3	3	0	0	-	6	7	3	3	1	1	1	-	3	6	4	
1929-30	6	6	0	0	-	12	24	12	3	3	0	0	-	6	10	4	3	3	0	0	-	6	14	8	
1930-31	6	4	1	1	-	9	22	14	3	3	0	0	-	6	14	6	3	1	1	1	-	3	8	8	
1931-32	8	3	1	4	-	10	11	6	4	3	1	0	-	6	9	4	4	0	0	4	-	4	2	2	
1932-33	6	2	3	1	-	5	15	9	3	2	0	1	-	5	12	2	3	0	3	0	-	0	3	7	
1933-34	6	1	4	1	-	3	12	15	3	0	3	0	-	0	4	11	3	1	1	1	-	3	8	4	
1934-35	6	5	0	1	-	11	17	10	3	3	0	0	-	6	9	5	3	2	0	1	-	5	8	5	
1935-36	8	5	3	0	-	10	18	11	4	3	1	0	-	6	8	3	4	2	2	0	-	4	10	8	
1936-37	8	1	7	0	-	2	18	28	4	1	3	0	-	2	12	10	4	0	4	0	-	0	6	18	
1937-38	8	5	2	1	-	11	29	15	4	3	1	0	-	6	16	6	4	2	1	1	-	5	13	9	
1938-39	8	7	1	0	-	14	25	8																	

## YEAR-BY-YEAR SEASON SERIES BY TEAM

KEY:	Overall								Home								Road							
	GP	W	L	T	O	PTS	GF	GA	GP	W	L	T	O	PTS	GF	GA	GP	W	L	T	O	PTS	GF	GA
1959-60	14	5	8	1	-	11	43	46	7	4	2	1	-	9	23	19	7	1	6	0	-	2	20	27
1960-61	14	4	8	2	-	10	37	54	7	3	3	1	-	7	21	23	7	1	5	1	-	3	16	31
1961-62	14	4	8	2	-	10	30	47	7	3	2	2	-	8	19	18	7	1	6	0	-	2	11	29
1962-63	14	2	7	5	-	9	45	54	7	1	3	3	-	5	22	25	7	1	4	2	-	4	23	29
1963-64	14	3	10	1	-	7	24	38	7	3	3	1	-	7	17	17	7	0	7	0	-	0	7	21
1964-65	14	3	10	1	-	7	29	56	7	2	4	1	-	5	17	22	7	1	6	0	-	2	12	34
1965-66	14	2	11	1	-	5	35	64	7	1	6	0	-	2	19	31	7	1	5	1	-	3	16	33
1966-67	14	6	6	2	-	14	53	51	7	5	1	1	-	11	39	22	7	1	5	1	-	3	14	29
1967-68	10	5	3	2	-	12	43	41	5	3	1	1	-	7	26	24	5	2	2	1	-	5	17	17
1968-69	8	3	2	3	-	9	28	26	4	3	0	1	-	7	14	7	4	0	2	2	-	2	14	19
1969-70	8	1	2	5	-	7	24	27	4	1	0	3	-	5	15	13	4	0	2	2	-	2	9	14
1970-71	6	5	1	0	-	10	36	18	3	3	0	0	-	6	20	8	3	2	1	0	-	4	16	10
1971-72	6	5	1	0	-	10	26	18	3	3	0	0	-	6	16	7	3	2	1	0	-	4	10	11
1972-73	5	3	2	0	-	6	26	16	3	2	1	0	-	4	18	8	2	1	1	0	-	2	8	8
1973-74	6	4	1	1	-	9	37	14	3	3	0	0	-	6	22	2	3	1	1	1	-	3	15	12
1974-75	5	4	1	0	-	8	31	21	3	2	1	0	-	4	18	14	2	2	0	0	-	4	13	7
1975-76	5	3	0	2	-	8	25	9	2	2	0	0	-	4	14	3	3	1	0	2	-	4	11	6
1976-77	5	4	1	0	-	8	27	14	3	2	1	0	-	4	15	10	2	2	0	0	-	4	12	4
1977-78	5	4	0	1	-	9	27	10	2	2	0	0	-	4	13	5	3	2	0	1	-	5	14	5
1978-79	4	3	1	0	-	6	18	18	2	2	0	0	-	4	11	7	2	1	1	0	-	2	7	11
1979-80	4	2	1	1	-	5	18	17	2	1	0	1	-	3	10	8	2	1	1	0	-	2	8	9
1980-81	4	2	0	2	-	6	19	14	2	2	0	0	-	4	12	7	2	0	0	2	-	2	7	7
1981-82	3	2	0	1	-	5	14	10	1	1	0	0	-	2	5	3	2	1	0	1	-	3	9	7
1982-83	3	3	0	0	-	6	17	4	2	2	0	0	-	4	14	3	1	1	0	0	-	2	3	1
1983-84	3	2	1	0	-	4	16	10	1	0	1	0	-	0	5	6	2	2	0	0	-	4	11	4
1984-85	3	3	0	0	-	6	13	7	2	2	0	0	-	4	9	5	1	1	0	0	-	2	4	2
1985-86	3	2	1	0	-	4	20	11	1	1	0	0	-	2	6	3	2	1	1	0	-	2	14	8
1986-87	3	0	2	1	-	1	8	11	2	0	1	1	-	1	7	8	1	0	1	0	-	0	1	3
1987-88	3	1	2	0	-	2	3	5	1	0	1	0	-	0	2	3	2	1	1	0	-	2	1	2
1988-89	3	0	2	1	-	1	11	15	2	0	1	1	-	1	9	10	1	0	1	0	-	0	2	5
1989-90	3	3	0	0	-	6	10	6	1	1	0	0	-	2	6	5	2	2	0	0	-	4	4	1
1990-91	3	2	1	0	-	4	14	10	2	1	1	0	-	2	9	6	1	1	0	0	-	2	5	4
1991-92	2	2	0	0	-	4	9	4	1	1	0	0	-	2	4	1	1	1	0	0	-	2	5	3
1992-93	2	0	2	0	-	0	5	13	1	0	1	0	-	0	4	7	1	0	1	0	-	0	1	6
1993-94	2	0	2	0	-	0	3	9	1	0	1	0	-	0	2	3	1	0	1	0	-	0	1	6
1994-95	-	-	-	-	-	-	-	-	-	-	-	-	-	-	-	-	-	-	-	-	-	-	-	-
1995-96	2	0	2	0	-	0	7	10	1	0	1	0	-	0	5	6	1	0	1	0	-	0	2	4
1996-97	2	0	2	0	-	0	2	6	1	0	1	0	-	0	1	2	1	0	1	0	-	0	1	4
1997-98	2	1	1	0	-	2	8	7	1	0	1	0	-	0	2	4	1	1	1	0	0	-	2	6
1998-99	2	1	1	0	-	2	7	6	1	1	0	0	-	2	4	1	1	0	1	0	-	0	3	5
1999-00	1	0	1	0	0	0	4	5	1	0	1	0	0	0	4	5	-	-	-	-	-	-	-	-
2000-01	2	1	0	0	1	3	6	6	1	0	0	0	1	1	1	2	1	1	0	0	0	2	5	4
2001-02	1	1	0	0	0	2	2	1	1	1	0	0	0	2	2	1	-	-	-	-	-	-	-	-
2002-03	1	0	0	0	1	1	1	2	-	-	-	-	-	-	-	-	1	0	0	0	1	1	1	2
2003-04	2	2	0	0	0	4	5	1	1	1	0	0	0	2	2	1	1	1	0	0	0	2	3	0
2004-05	-	-	-	-	-	-	-	-	-	-	-	-	-	-	-	-	-	-	-	-	-	-	-	-
2005-06	-	-	-	-	-	-	-	-	-	-	-	-	-	-	-	-	-	-	-	-	-	-	-	-
2006-07	1	1	0	-	0	2	6	3	-	-	-	-	-	-	-	-	1	1	0	-	0	2	6	3
2007-08	1	0	1	-	0	0	1	3	1	0	1	-	0	0	1	3	-	-	-	-	-	-	-	-
2008-09	1	1	0	-	0	2	4	1	1	1	0	-	0	2	4	1	-	-	-	-	-	-	-	-
2009-10	1	0	1	-	0	0	0	2	-	-	-	-	-	-	-	-	1	0	1	-	0	0	0	2
2010-11	2	0	2	-	0	0	3	10	1	0	1	-	0	0	1	6	1	0	1	-	0	0	2	4
2011-12	1	0	0	-	1	1	2	3	1	0	0	-	1	1	2	3	-	-	-	-	-	-	-	-
2012-13	-	-	-	-	-	-	-	-	-	-	-	-	-	-	-	-	-	-	-	-	-	-	-	-
2013-14	4	1	3	-	0	2	9	13	2	1	1	-	0	2	6	4	2	0	2	-	0	0	3	9
2014-15	5	4	1	-	0	8	17	11	2	2	0	-	0	4	10	5	3	2	1	-	0	4	7	6
2015-16	4	3	1	-	0	6	16	11	2	2	0	-	0	4	8	3	2	1	1	-	0	2	8	8
2016-17	4	3	0	-	1	7	16	10	2	2	0	-	0	4	10	4	2	1	0	-	1	3	6	6
BOSTON vs. EDMONTON																								
1979-80	4	4	0	0	-	8	17	6	2	2	0	0	-	4	11	3	2	2	0	0	-	4	6	3
1980-81	4	3	1	0	-	6	23	13	2	2	0	0	-	4	13	5	2	1	1	0	-	2	10	8
1981-82	3	1	0	2	-	4	11	8	1	1	0	0	-	2	5	2	2	0	0	2	-	2	6	6
1982-83	3	2	0	1	-	5	16	11	2	1	0	1	-	3	11	8	1	1	0	0	-	2	5	3
1983-84	3	1	2	0	-	2	6	8	1	1	0	0	-	2	4	1	2	0	2	0	-	0	2	7
1984-85	3	1	2	0	-	2	10	14	2	1	1	0	-	2	8	7	1	0	1	0	-	0	2	7
1985-86	3	1	2	0	-	2	11	13	1	0	1	0	-	0	3	5	2	1	1	0	-	2	8	8
1986-87	3	2	1	0	-	4	10	10	2	2	0	0	-	4	8	4	1	0	1	0	-	0	2	6
1987-88	3	1	1	1	-	3	12	10	1	0	0	1	-	1	2	2	2	1	1	0	-	2	10	8
1988-89	3	3	0	0	-	6	13	7	2	2	0	0	-	4	9	5	1	1	0	0	-	2	4	2
1989-90	3	2	0	1	-	5	12	5	1	1	0	0	-	2	6	2	2	1	0	1	-	3	6	3
1990-91	3	2	1	0	-	4	11	15	2	2	0	0	-	4	10	7	1	0	1	0	-	0	1	8
1991-92	3	2	1	0	-	4	14	10	2	1	1	0	-	2	9	7	1	1	0	0	-	2	5	3
1992-93	2	1	1	0	-	2	9	7	1	0	1	0	-	0	3	4	1	1	0	0	-	2	6	3
1993-94	2	2	0	0	-	4	8	2	1	1	0	0	-	2	5	1	1	1	0	0	-	2	3	1
1994-95	-	-	-	-	-	-	-	-	-	-	-	-	-	-	-	-	-	-	-	-	-	-	-	-
1995-96	2	1	1	0	-	2	10	8	1	0	1	0	-	0	3	4	1	1	0	0	-	2	7	4
1996-97	2	0	2	0	-	0	3	10	1	0	1	0	-	0	0	6	1	0	1	0	-	0	3	4
1997-98	2	2	0	0	-	4	5	2	1	1	0	0	-	2	3	1	1	1	0	0	-	2	2	1
1998-99	1	1	0	0	-	2	2																	



# YEAR-BY-YEAR SEASON SERIES BY TEAM

KEY:	Overall								Home								Road							
	GP	W	L	T	O	PTS	GF	GA	GP	W	L	T	O	PTS	GF	GA	GP	W	L	T	O	PTS	GF	GA
2009-10	1	1	0	-	0	2	2	0	1	1	0	-	0	2	2	0	-	-	-	-	-	-	-	-
2010-11	1	1	0	-	0	2	3	2	-	-	-	-	-	-	-	-	1	1	0	-	0	2	3	2
2011-12	1	1	0	-	0	2	6	3	1	1	0	-	0	2	6	3	-	-	-	-	-	-	-	-
2012-13	-	-	-	-	-	-	-	-	-	-	-	-	-	-	-	-	-	-	-	-	-	-	-	-
2013-14	2	2	0	-	0	4	8	2	1	1	0	-	0	2	4	0	1	1	0	-	0	2	4	2
2014-15	2	1	0	-	1	3	8	6	1	1	0	-	0	2	5	2	1	0	0	-	1	1	3	4
2015-16	2	0	0	-	2	2	4	6	1	0	0	-	1	1	2	3	1	0	0	-	1	1	2	3
2016-17	2	0	2	-	0	0	7	11	1	0	1	-	0	0	3	4	1	0	1	-	0	0	4	7
BOSTON vs. FLORIDA																								
1993-94	4	2	1	1	-	5	7	8	2	1	0	1	-	3	5	4	2	1	1	0	-	2	2	4
1994-95	3	1	2	0	-	2	6	8	2	0	2	0	-	0	1	4	1	1	0	0	-	2	5	4
1995-96	4	2	1	1	-	5	13	10	2	1	0	1	-	3	8	6	2	1	1	0	-	2	5	4
1996-97	4	2	2	0	-	4	9	10	2	1	1	0	-	2	5	6	2	1	1	0	-	2	4	4
1997-98	4	1	3	0	-	2	17	20	2	0	2	0	-	0	6	8	2	1	1	0	-	2	11	12
1998-99	4	3	0	1	-	7	13	7	2	1	0	1	-	3	7	5	2	2	0	0	-	4	6	2
1999-00	4	0	3	0	1	1	8	18	2	0	2	0	-	0	2	8	2	0	1	0	1	1	6	10
2000-01	4	1	3	0	0	2	7	10	2	1	1	0	0	2	6	5	2	0	2	0	0	0	1	5
2001-02	4	4	0	0	0	8	18	5	2	2	0	0	0	4	8	3	2	2	0	0	0	4	10	2
2002-03	4	2	1	1	0	5	13	12	2	1	0	1	0	3	7	4	2	1	1	0	0	2	6	8
2003-04	4	0	2	2	0	2	3	6	2	0	2	0	0	0	1	2	2	0	0	2	0	2	2	2
2004-05	-	-	-	-	-	-	-	-	-	-	-	-	-	-	-	-	-	-	-	-	-	-	-	-
2005-06	4	2	1	-	1	5	16	13	2	1	0	-	1	3	7	5	2	1	1	-	0	2	9	8
2006-07	4	0	4	-	0	0	10	24	2	0	2	-	0	0	5	9	2	0	2	-	0	0	5	15
2007-08	4	2	1	-	1	5	11	14	2	0	1	-	1	1	3	7	2	2	0	-	0	4	8	7
2008-09	4	3	1	-	0	6	14	5	2	2	0	-	0	4	10	3	2	1	1	-	0	2	4	2
2009-10	4	2	1	-	1	5	5	5	2	0	1	-	1	1	0	2	2	2	0	-	0	4	5	3
2010-11	4	4	0	-	0	8	11	4	2	2	0	-	0	4	6	1	2	2	0	-	0	4	5	3
2011-12	4	2	2	-	0	4	13	10	2	1	1	-	0	2	8	2	2	1	1	-	0	2	5	8
2012-13	3	3	0	-	0	6	11	2	2	2	0	-	0	4	7	1	1	1	0	-	0	2	4	1
2013-14	5	5	0	-	0	10	22	8	3	3	0	-	0	6	14	4	2	2	0	-	0	4	8	4
2014-15	4	2	1	-	1	5	8	9	2	2	0	-	0	4	5	3	2	0	1	-	1	1	3	6
2015-16	4	3	1	-	0	6	12	10	2	1	1	-	0	2	4	5	2	2	0	-	0	4	8	5
2016-17	5	5	0	-	0	10	18	7	2	2	0	-	0	4	9	5	3	3	0	-	0	6	9	2
BOSTON vs. LOS ANGELES																								
1967-68	4	3	1	0	-	6	14	10	2	1	1	0	-	2	3	3	2	2	0	0	-	4	11	7
1968-69	6	5	1	0	-	10	29	16	3	3	0	0	-	6	17	7	3	2	1	0	-	4	12	9
1969-70	6	5	0	1	-	11	34	17	3	3	0	0	-	6	20	8	3	2	0	1	-	5	14	9
1970-71	6	5	1	0	-	10	41	24	3	3	0	0	-	6	22	12	3	2	1	0	-	4	19	12
1971-72	6	4	1	1	-	9	30	15	3	1	1	1	-	3	12	5	3	3	0	0	-	6	18	10
1972-73	5	3	2	0	-	6	19	19	3	2	1	0	-	4	10	9	2	1	1	0	-	2	9	10
1973-74	5	3	1	1	-	7	18	13	2	2	0	0	-	4	8	3	3	1	1	1	-	3	10	10
1974-75	5	2	3	0	-	4	14	15	2	1	1	0	-	2	9	5	3	1	2	0	-	2	5	10
1975-76	5	4	1	0	-	8	19	9	3	2	1	0	-	4	11	6	2	2	0	0	-	4	8	3
1976-77	5	2	2	1	-	5	12	14	2	1	0	1	-	3	6	5	3	1	2	0	-	2	6	9
1977-78	5	5	0	0	-	10	28	11	3	3	0	0	-	6	20	6	2	2	0	0	-	4	8	5
1978-79	4	1	3	0	-	2	10	16	2	0	2	0	-	0	6	11	2	1	1	0	-	2	4	5
1979-80	4	2	1	1	-	5	13	11	2	2	0	0	-	4	9	4	2	0	1	1	-	1	4	7
1980-81	4	2	2	0	-	4	16	15	2	1	1	0	-	2	11	7	2	1	1	0	-	2	5	8
1981-82	3	3	0	0	-	6	15	8	2	2	0	0	-	4	10	4	1	1	0	0	-	2	5	4
1982-83	3	1	2	0	-	2	11	10	1	1	0	0	-	2	4	0	2	0	2	0	-	0	7	10
1983-84	3	3	0	0	-	6	17	9	2	2	0	0	-	4	11	6	1	1	0	0	-	2	6	3
1984-85	3	1	0	2	-	4	14	13	1	1	0	0	-	2	5	4	2	0	0	2	-	2	9	9
1985-86	3	3	0	0	-	6	18	9	2	2	0	0	-	4	13	7	1	1	0	0	-	2	5	2
1986-87	3	2	1	0	-	4	13	9	1	1	0	0	-	2	8	6	2	1	2	0	-	2	5	3
1987-88	3	2	0	1	-	5	10	8	2	1	0	1	-	3	7	6	1	1	0	0	-	2	3	2
1988-89	3	2	1	0	-	4	13	10	1	1	0	0	-	2	4	1	2	1	1	0	-	2	9	9
1989-90	3	2	1	0	-	4	12	11	2	1	1	0	-	2	9	9	1	1	0	0	-	2	3	2
1990-91	3	2	1	0	-	4	11	14	1	1	0	0	-	2	5	3	2	1	1	0	-	2	6	11
1991-92	3	1	2	0	-	2	10	11	2	1	1	0	-	2	7	5	1	0	1	0	-	0	3	6
1992-93	2	1	1	0	-	2	14	11	1	1	0	0	-	2	8	3	1	0	1	0	-	0	6	8
1993-94	2	2	0	0	-	4	9	6	1	1	0	0	-	2	6	4	1	1	0	0	-	2	3	2
1994-95	-	-	-	-	-	-	-	-	-	-	-	-	-	-	-	-	-	-	-	-	-	-	-	-
1995-96	2	1	0	1	-	3	5	4	1	1	0	0	-	2	2	1	1	0	0	1	-			

# YEAR-BY-YEAR SEASON SERIES BY TEAM

KEY:	Overall								Home								Road									
	GP	W	L	T	O	PTS	GF	GA	GP	W	L	T	O	PTS	GF	GA	GP	W	L	T	O	PTS	GF	GA		
2002-03	1	0	1	0	0	0	1	5	-	-	-	-	-	-	-	-	1	0	1	0	0	0	1	5		
2003-04	1	0	1	0	0	0	0	2	1	0	1	0	0	0	0	2	-	-	-	-	-	-	-	-		
2004-05	-	-	-	-	-	-	-	-	-	-	-	-	-	-	-	-	-	-	-	-	-	-	-	-		
2005-06	1	1	0	-	0	2	3	2	-	-	-	-	-	-	-	-	1	1	0	-	0	2	3	2		
2006-07	1	0	1	-	0	0	1	2	1	0	1	-	0	0	1	2	-	-	-	-	-	-	-	-		
2007-08	-	-	-	-	-	-	-	-	-	-	-	-	-	-	-	-	-	-	-	-	-	-	-	-		
2008-09	2	0	2	-	0	0	3	5	1	0	1	-	0	0	0	1	1	0	1	-	0	0	3	4		
2009-10	1	1	0	-	0	2	2	1	-	-	-	-	-	-	-	-	1	1	0	-	0	2	2	1		
2010-11	1	0	1	-	0	0	1	3	1	0	1	-	0	0	1	3	-	-	-	-	-	-	-	-		
2011-12	1	0	1	-	0	0	0	2	-	-	-	-	-	-	-	-	1	0	1	-	0	0	0	2		
2012-13	-	-	-	-	-	-	-	-	-	-	-	-	-	-	-	-	-	-	-	-	-	-	-	-		
2013-14	2	1	0	-	1	3	7	4	1	1	0	-	0	2	4	1	1	0	0	-	1	1	3	4		
2014-15	2	1	1	-	0	2	6	6	1	0	1	-	0	0	3	4	1	1	0	-	0	2	3	2		
2015-16	2	2	0	-	0	4	8	4	1	1	0	-	0	2	4	2	1	1	0	-	0	2	4	2		
2016-17	2	0	2	-	0	0	0	6	1	0	1	-	0	0	0	5	1	0	1	-	0	0	0	1		
BOSTON vs. MONTREAL																										
1924-25	6	2	4	0	-	4	10	22	3	1	2	0	-	2	6	10	3	1	2	0	-	2	4	12		
1925-26	6	2	3	1	-	5	19	18	3	1	2	0	-	2	8	8	3	1	1	1	-	3	11	10		
1926-27	4	1	2	1	-	3	6	6	2	1	1	0	-	2	4	2	2	0	1	1	-	1	2	4		
1927-28	4	0	2	2	-	2	4	10	2	0	1	1	-	1	2	4	2	0	1	1	-	1	2	6		
1928-29	4	1	2	1	-	3	4	6	2	0	1	1	-	1	0	1	2	1	1	0	-	2	4	5		
1929-30	4	4	0	0	-	8	13	6	2	2	0	0	-	4	8	3	2	2	0	0	-	4	5	3		
1930-31	4	2	1	1	-	5	10	7	2	1	0	1	-	3	6	3	2	1	1	0	-	2	4	4		
1931-32	6	3	2	1	-	7	23	16	3	3	0	0	-	6	19	7	3	0	2	1	-	1	4	9		
1932-33	6	4	1	1	-	9	20	7	3	3	0	0	-	6	14	2	3	1	1	1	-	3	6	5		
1933-34	6	5	1	0	-	10	19	9	3	3	0	0	-	6	12	3	3	2	1	0	-	4	7	6		
1934-35	6	4	2	0	-	8	14	9	3	2	1	0	-	4	8	5	3	2	1	0	-	4	6	4		
1935-36	6	3	1	2	-	8	9	8	3	2	1	0	-	4	3	3	3	1	0	2	-	4	6	5		
1936-37	6	2	3	1	-	5	13	12	3	1	1	1	-	3	4	4	3	1	2	0	-	2	9	8		
1937-38	6	2	2	2	-	6	6	10	3	2	0	1	-	5	3	1	3	0	2	1	-	1	3	9		
1938-39	8	6	2	0	-	12	28	14	4	4	0	0	-	8	22	10	4	2	2	0	-	4	6	4		
1939-40	8	6	1	1	-	13	34	15	4	3	1	0	-	6	18	7	4	3	0	1	-	7	16	8		
1940-41	8	5	2	1	-	11	31	16	4	3	1	0	-	6	22	11	4	2	1	1	-	5	9	5		
1941-42	8	6	1	1	-	13	34	15	4	4	0	0	-	8	22	6	4	2	1	1	-	5	12	9		
1942-43	10	5	4	1	-	11	38	34	5	4	0	1	-	9	23	10	5	1	4	0	-	2	15	24		
1943-44	10	3	5	2	-	8	28	49	5	3	1	1	-	7	17	15	5	0	4	1	-	1	11	34		
1944-45	10	0	10	0	-	0	23	53	5	0	5	0	-	0	8	22	5	0	5	0	-	0	15	31		
1945-46	10	4	5	1	-	9	27	29	5	3	2	0	-	6	13	11	5	1	3	1	-	3	14	18		
1946-47	12	1	9	2	-	4	20	40	6	0	5	1	-	1	12	20	6	1	4	1	-	3	8	20		
1947-48	12	6	2	4	-	16	30	22	6	3	1	2	-	8	11	10	6	3	1	2	-	8	19	12		
1948-49	12	5	6	1	-	11	25	30	6	3	3	0	-	6	13	13	6	2	3	1	-	5	12	17		
1949-50	14	4	5	5	-	13	32	37	7	3	1	3	-	9	19	15	7	1	4	2	-	4	13	22		
1950-51	14	5	6	3	-	13	31	29	7	2	3	2	-	6	18	13	7	3	3	1	-	7	13	16		
1951-52	14	7	5	2	-	16	33	32	7	4	2	1	-	9	17	14	7	3	3	1	-	7	16	18		
1952-53	14	9	3	2	-	20	31	19	7	5	1	1	-	11	19	10	7	4	2	1	-	9	12	9		
1953-54	14	4	6	4	-	12	32	41	7	4	1	2	-	10	18	14	7	0	5	2	-	2	14	27		
1954-55	14	4	7	3	-	11	28	31	7	3	2	2	-	8	20	14	7	1	5	1	-	3	8	17		
1955-56	14	5	8	1	-	11	30	40	7	2	4	1	-	5	17	23	7	3	4	0	-	6	13	17		
1956-57	14	7	4	3	-	17	33	30	7	4	1	2	-	10	20	13	7	3	3	1	-	7	13	17		
1957-58	14	3	9	2	-	8	36	48	7	1	5	1	-	3	18	27	7	2	4	1	-	5	18	21		
1958-59	14	6	6	2	-	14	34	44	7	3	3	1	-	7	16	19	7	3	3	1	-	7	18	25		
1959-60	14	4	10	0	-	8	42	69	7	4	3	0	-	8	28	28	7	0	7	0	-	0	14	41		
1960-61	14	2	10	2	-	6	27	53	7	2	4	1	-	5	16	23	7	0	6	1	-	1	11	30		
1961-62	14	3	10	1	-	7	38	67	7	2	4	1	-	5	21	27	7	1	6	0	-	2	17	40		
1962-63	14	2	7	5	-	9	33	55	7	1	3	3	-	5	19	22	7	1	4	2	-	4	14	33		
1963-64	14	2	7	5	-	9	29	37	7	1	2	4	-	6	18	19	7	1	5	1	-	3	11	18		
1964-65	14	3	10	1	-	7	33	53	7	2	4	1	-	5	18	26	7	1	6	0	-	2	15	27		
1965-66	14	4	9	1	-	9	28	46	7	2	4	1	-	5	14	20	7	2	5	0	-	4	14	26		
1966-67	14	5	7	2	-	12	36	44	7	2	5	0	-	4	16	21	7	3	2	2	-	8	20	23		
1967-68	10	5	5	0	-	10	26	30	5	3	2	0	-	6	16	14	5	2	3	0	-	4	10	16		
1968-69	8	4	2	2	-																					

# YEAR-BY-YEAR SEASON SERIES BY TEAM

KEY:	Overall								Home								Road							
	GP	W	L	T	O	PTS	GF	GA	GP	W	L	T	O	PTS	GF	GA	GP	W	L	T	O	PTS	GF	GA
1997-98	5	3	2	0	-	6	15	13	2	1	1	0	-	2	5	6	3	2	1	0	-	4	10	7
1998-99	5	4	0	1	-	9	21	6	3	2	0	1	-	5	9	2	2	2	0	0	-	4	12	4
1999-00	5	1	2	2	0	4	15	17	2	0	1	1	0	1	5	8	3	1	1	1	0	3	10	9
2000-01	5	4	1	0	0	8	11	10	3	2	1	0	0	4	6	7	2	2	0	0	0	4	5	3
2001-02	5	3	2	0	0	6	19	14	2	2	0	0	0	4	10	3	3	1	2	0	0	2	9	11
2002-03	5	2	3	0	0	4	15	16	3	2	1	0	0	4	12	9	2	0	2	0	0	0	3	7
2003-04	6	3	0	1	2	9	9	7	3	1	0	0	2	4	5	6	3	2	0	1	0	5	4	1
2004-05	-	-	-	-	-	-	-	-	-	-	-	-	-	-	-	-	-	-	-	-	-	-	-	-
2005-06	8	1	7	-	0	2	13	23	4	1	3	-	0	2	7	10	4	0	4	-	0	0	6	13
2006-07	8	3	5	-	0	6	21	24	4	2	2	-	0	4	12	12	4	1	3	-	0	2	9	12
2007-08	8	0	7	-	1	1	16	38	4	0	4	-	0	0	7	15	4	0	3	-	1	1	9	23
2008-09	6	5	0	-	1	11	22	12	3	3	0	-	0	6	14	6	3	2	0	-	1	5	8	6
2009-10	6	1	3	-	2	4	10	17	3	0	1	-	2	2	4	9	3	1	2	-	0	2	6	8
2010-11	6	2	3	-	1	5	22	20	3	2	1	-	0	4	16	9	3	0	2	-	1	1	6	11
2011-12	6	4	2	-	0	8	13	12	3	2	1	-	0	4	6	5	3	2	1	-	0	4	7	7
2012-13	4	1	2	-	1	3	11	13	2	0	1	-	1	1	8	10	2	1	1	-	0	2	3	3
2013-14	4	1	2	-	1	3	7	8	2	0	1	-	1	1	2	6	2	1	1	-	0	2	5	3
2014-15	4	0	4	-	0	0	6	16	2	0	2	-	0	0	1	5	2	0	2	-	0	0	5	11
2015-16	5	2	3	-	0	4	12	15	2	0	2	-	0	0	3	9	3	2	1	-	0	4	9	6
2016-17	4	2	2	-	0	4	10	8	2	1	1	-	0	2	6	4	2	1	1	-	0	2	4	4
BOSTON vs. NASHVILLE																								
1998-99	2	2	0	0	-	4	13	3	1	1	0	0	-	2	8	1	1	1	0	0	-	2	5	2
1999-00	2	1	1	0	0	2	6	5	1	0	1	0	0	0	1	3	1	1	0	0	0	2	5	2
2000-01	2	0	0	1	1	2	2	3	1	0	0	1	0	1	2	2	1	0	0	0	1	1	0	1
2001-02	1	1	0	0	0	2	2	1	-	-	-	-	-	-	-	-	1	1	0	0	0	2	2	1
2002-03	2	1	1	0	0	2	3	6	1	1	0	0	0	2	2	1	1	0	1	0	0	0	1	5
2003-04	2	1	1	0	0	2	4	4	1	0	1	0	0	0	1	2	1	1	0	0	0	2	3	2
2004-05	-	-	-	-	-	-	-	-	-	-	-	-	-	-	-	-	-	-	-	-	-	-	-	-
2005-06	-	-	-	-	-	-	-	-	-	-	-	-	-	-	-	-	-	-	-	-	-	-	-	-
2006-07	1	0	1	-	0	0	0	5	-	-	-	-	-	-	-	-	1	0	1	-	0	0	0	5
2007-08	1	1	0	-	0	2	3	1	1	1	0	-	0	2	3	1	-	-	-	-	-	-	-	-
2008-09	1	0	0	-	1	1	2	2	-	-	-	-	-	-	-	-	1	0	0	-	1	1	2	2
2009-10	1	1	0	-	0	2	3	2	1	1	0	-	0	2	3	2	-	-	-	-	-	-	-	-
2010-11	1	0	0	-	1	1	3	4	-	-	-	-	-	-	-	-	1	0	0	-	1	1	3	4
2011-12	1	1	0	-	0	2	4	3	1	1	0	-	0	2	4	3	-	-	-	-	-	-	-	-
2012-13	-	-	-	-	-	-	-	-	-	-	-	-	-	-	-	-	-	-	-	-	-	-	-	-
2013-14	2	2	0	-	0	4	9	4	1	1	0	-	0	2	3	2	1	1	0	-	0	2	6	2
2014-15	2	1	0	-	1	3	7	6	1	1	0	-	0	2	5	3	1	0	0	-	1	1	2	3
2015-16	2	0	2	-	0	0	2	5	1	0	1	-	0	0	2	3	1	0	1	-	0	0	0	2
2016-17	2	1	1	-	0	2	5	3	1	1	0	-	0	2	4	1	1	0	1	-	0	0	1	2
BOSTON vs. NEW JERSEY*																								
1974-75	4	2	1	1	-	5	19	10	2	1	1	0	-	2	10	5	2	1	0	1	-	3	9	5
1975-76	4	2	1	1	-	5	14	10	2	1	1	0	-	2	6	5	2	1	0	1	-	3	8	5
1976-77	4	3	1	0	-	6	16	12	2	1	1	0	-	2	9	9	2	2	0	0	-	4	7	3
1977-78	4	3	0	1	-	7	17	12	2	2	0	0	-	4	10	6	2	1	0	1	-	3	7	6
1978-79	4	3	1	0	-	6	16	12	2	1	1	0	-	2	6	6	2	2	0	0	-	4	10	6
1979-80	4	2	1	1	-	5	16	12	2	1	1	0	-	2	9	7	2	1	0	1	-	3	7	5
1980-81	4	2	1	1	-	5	13	12	2	2	0	0	-	4	9	5	2	0	1	1	-	1	4	7
1981-82	3	3	0	0	-	6	15	4	2	2	0	0	-	4	9	3	1	1	0	0	-	2	6	1
1982-83	3	1	0	2	-	4	9	6	1	1	0	0	-	2	5	2	2	0	0	2	-	2	4	4
1983-84	3	2	1	0	-	4	12	8	2	1	1	0	-	2	9	7	1	1	0	0	-	2	3	1
1984-85	3	3	0	0	-	6	15	9	1	1	0	0	-	2	5	3	2	2	0	0	-	4	10	6
1985-86	3	3	0	0	-	6	18	9	2	2	0	0	-	4	12	5	1	1	0	0	-	2	6	4
1986-87	3	1	1	1	-	3	16	12	1	0	0	1	-	1	5	5	2	1	1	0	-	2	11	7
1987-88	3	2	1	0	-	4	16	11	2	1	1	0	-	2	12	10	1	1	0	0	-	2	4	1
1988-89	3	2	0	1	-	5	14	8	1	1	0	0	-	2	5	3	2	1	0	1	-	3	9	5
1989-90	3	1	1	1	-	3	10	10	2	1	0	1	-	3	9	7	1	0	1	0	-	0	1	3
1990-91	3	1	1	1	-	3	7	10	1	0	0	1	-	1	1	1	2	1	1	0	-	2	6	9
1991-92	3	1	2	0	-	2	10	10	2	1	1	0	-	2	8	6	1	0	1	0	-	0	2	4
1992-93	4	3	1	0	-	6	16	14	3	2	1	0	-	4	12	12	1	1	0	0	-	2	4	2
1993-94	4	2	2	0	-	4	17	17	2	1	1	0	-	2	11	11	2	1	1	0	-	2	6	6
1994-95	4	3	1	0	-	6	14	8	2	2	0	0	-	4	8	2	2	1	1	0	-	2	6	6
1995-96	4	3	0	1	-	7	11	7	2	1	0	1	-	3	5	4	2	2	0	0	-	4	6	3
1996-97	4	1	3	0	-	2	11	15	2	1	1	0	-	2	9	9	2	0	2	0	-	0	2	6
1997-98	4	0	2	2	-	2	4	7	2	0	1	1	-	1	3	4	2	0	1	1	-	1	1	3
1998-99	4</																							



# YEAR-BY-YEAR SEASON SERIES BY TEAM

KEY:	Overall								Home								Road								
	GP	W	L	T	O	PTS	GF	GA	GP	W	L	T	O	PTS	GF	GA	GP	W	L	T	O	PTS	GF	GA	
BOSTON vs. NEW YORK ISLANDERS																									
1972-73	6	5	1	0	-	10	38	18	3	2	1	0	-	4	21	11	3	3	0	0	-	6	17	7	
1973-74	5	4	1	0	-	8	22	13	2	2	0	0	-	4	8	5	3	2	1	0	-	4	14	8	
1974-75	4	2	2	0	-	4	13	9	2	2	0	0	-	4	10	3	2	0	2	0	-	0	3	6	
1975-76	4	2	0	2	-	6	12	8	2	0	0	2	-	2	5	5	2	2	0	0	-	4	7	3	
1976-77	4	1	2	1	-	3	10	12	2	0	1	1	-	1	5	6	2	1	1	0	-	2	5	6	
1977-78	4	1	3	0	-	2	9	15	2	1	1	0	-	2	7	8	2	0	2	0	-	0	2	7	
1978-79	5	1	2	2	-	4	16	20	3	1	1	1	-	3	10	9	2	0	1	1	-	1	6	11	
1979-80	4	3	1	0	-	6	15	11	2	2	0	0	-	4	7	4	2	1	1	0	-	2	8	7	
1980-81	4	2	2	0	-	4	13	14	2	1	1	0	-	2	8	7	2	1	1	0	-	2	5	7	
1981-82	3	2	1	0	-	4	11	11	2	2	0	0	-	4	10	8	1	0	1	0	-	0	1	3	
1982-83	3	2	0	1	-	5	7	3	1	0	0	1	-	1	1	1	2	2	0	0	-	4	6	2	
1983-84	3	2	0	1	-	5	9	5	2	1	0	1	-	3	5	3	1	1	0	0	-	2	4	2	
1984-85	3	2	1	0	-	4	15	12	1	1	0	0	-	2	6	2	2	1	1	0	-	2	9	10	
1985-86	3	0	1	2	-	2	12	14	2	0	0	2	-	2	7	7	1	0	1	0	-	0	5	7	
1986-87	3	2	0	1	-	5	12	9	1	1	0	0	-	2	3	1	2	1	0	1	-	3	9	8	
1987-88	3	1	2	0	-	2	9	10	2	1	1	0	-	2	8	8	1	0	1	0	-	0	1	2	
1988-89	3	2	1	0	-	4	9	9	1	0	1	0	-	0	3	5	2	2	0	0	-	4	6	4	
1989-90	3	1	1	1	-	3	11	9	2	1	1	0	-	2	8	6	1	0	0	1	-	1	3	3	
1990-91	3	2	1	0	-	4	13	9	1	1	0	0	-	2	5	0	2	1	1	0	-	2	8	9	
1991-92	3	1	2	0	-	2	10	12	1	0	1	0	-	0	3	4	2	1	1	0	-	2	7	8	
1992-93	4	2	0	2	-	6	16	12	2	1	0	1	-	3	8	5	2	1	0	1	-	3	8	7	
1993-94	4	4	0	0	-	8	17	6	2	2	0	0	-	4	9	4	2	2	0	0	-	4	8	2	
1994-95	3	2	1	0	-	4	10	10	1	1	0	0	-	2	4	3	2	1	1	0	-	2	6	7	
1995-96	4	1	1	2	-	4	14	15	2	1	0	1	-	3	8	7	2	0	1	1	-	1	6	8	
1996-97	4	1	3	0	-	2	12	21	2	1	1	0	-	2	8	8	2	0	2	0	-	0	4	13	
1997-98	4	2	1	1	-	5	14	11	2	1	1	0	-	2	7	5	2	1	0	1	-	3	7	6	
1998-99	4	1	3	0	-	2	10	13	2	1	1	0	-	2	7	5	2	0	2	0	-	0	3	8	
1999-00	4	1	3	0	0	2	10	13	2	0	2	0	0	0	3	7	2	1	1	0	0	2	7	6	
2000-01	4	3	1	0	0	6	15	10	2	2	0	0	0	4	8	4	2	1	1	0	0	2	7	6	
2001-02	4	1	1	1	1	4	12	12	2	0	1	0	1	1	5	7	2	1	0	1	0	3	7	5	
2002-03	4	2	1	1	0	5	16	14	2	2	0	0	0	4	8	2	2	0	1	1	0	1	8	12	
2003-04	4	1	0	3	0	5	7	6	2	1	0	1	0	3	5	4	2	0	0	2	0	2	2	2	
2004-05	-	-	-	-	-	-	-	-	-	-	-	-	-	-	-	-	-	-	-	-	-	-	-	-	
2005-06	4	0	3	-	1	1	9	16	2	0	2	-	0	0	4	7	2	0	1	-	1	1	5	9	
2006-07	4	1	2	-	1	3	10	16	2	1	0	-	1	3	8	8	2	0	2	-	0	0	2	8	
2007-08	4	3	1	-	0	6	10	5	2	2	0	-	0	4	6	2	2	1	1	-	0	2	4	3	
2008-09	4	4	0	-	0	8	17	6	2	2	0	-	0	4	9	3	2	2	0	-	0	4	8	3	
2009-10	4	2	1	-	1	5	10	12	2	1	1	-	0	2	5	7	2	1	0	-	1	3	5	5	
2010-11	4	3	1	-	0	6	16	11	2	2	0	-	0	4	8	4	2	1	1	-	0	2	8	7	
2011-12	4	3	1	-	0	6	20	8	2	1	1	-	0	2	8	5	2	2	0	-	0	4	12	3	
2012-13	3	2	1	-	0	4	9	5	2	1	1	-	0	2	5	4	1	1	0	-	0	2	4	1	
2013-14	3	1	2	-	0	2	10	11	1	0	1	-	0	0	3	5	2	1	1	-	0	2	7	6	
2014-15	3	2	1	-	0	4	9	6	2	1	1	-	0	2	4	4	1	1	0	-	0	2	5	2	
2015-16	3	3	0	-	0	6	10	5	1	1	0	-	0	2	3	1	2	2	0	-	0	4	7	4	
2016-17	3	1	2	-	0	2	4	9	2	0	2	-	0	0	2	8	1	1	0	-	0	2	2	1	
BOSTON vs. NEW YORK RANGERS																									
1926-27	6	2	3	1	-	5	15	14	3	2	1	0	-	4	11	7	3	0	2	1	-	1	4	7	
1927-28	6	2	1	3	-	7	12	9	3	1	1	1	-	3	7	6	3	1	0	2	-	4	5	3	
1928-29	6	5	1	0	-	10	13	7	3	3	0	0	-	6	8	2	3	2	1	0	-	4	5	5	
1929-30	6	5	0	1	-	11	25	11	3	3	0	0	-	6	15	4	3	2	0	1	-	5	10	7	
1930-31	6	4	0	2	-	10	20	13	3	1	0	2	-	4	8	5	3	3	0	0	-	6	12	8	
1931-32	8	2	4	2	-	6	16	19	4	1	2	1	-	3	7	10	4	1	2	1	-	3	9	9	
1932-33	6	3	3	0	-	6	13	16	3	2	1	0	-	4	9	9	3	1	2	0	-	2	4	7	
1933-34	6	2	3	1	-	5	13	18	3	1	2	0	-	2	6	10	3	1	1	1	-	3	7	8	
1934-35	6	3	1	2	-	8	14	8	3	3	0	0	-	6	13	6	3	0	1	2	-	2	1	2	
1935-36	8	2	6	0	-	4	15	19	4	1	3	0	-	2	8	10	4	1	3	0	-	2	7	9	
1936-37	8	3	2	3	-	9	13	18	4	2	2	0	-	4	7	13	4	1	0	3	-	5	6	5	
1937-38	8	5	3	0	-	10	19	21	4	3	1	0	-	6	11	9	4	2	2	0	-	4	8	12	
1938-39	8	5	3	0	-	10	23	15	4	2	2	0	-	4	11	9	4	3	1	0	-	6	12	6	
1939-40	8	2	4	2	-	6	18	22	4	2	1	1	-	5	14	11	4	0	3	1	-	1	4	11	
1940-41	8	4	2	2	-	10	24	20	4	2	1	1	-	5	12	9	4	2	1	1	-	5	12	11	
1941-42	8	4	4	0	-	8	19	22	4	2	2	0	-	4	10	11	4	2	2	0	-	4	9	11	
1942-43	10	8	2	0	-	16	57	36	5																

# YEAR-BY-YEAR SEASON SERIES BY TEAM

KEY:	GP	W	L	Overall		PTS	GF	GA	GP	W	L	Home		PTS	GF	GA	GP	W	L	Road		PTS	GF	GA
				T	O							T	O							T	O			
1968-69	8	3	3	2	-	8	25	30	4	2	1	1	-	5	17	13	4	1	2	1	-	3	8	17
1969-70	8	4	4	0	-	8	20	28	4	3	1	0	-	6	14	11	4	1	3	0	-	2	6	17
1970-71	6	2	2	2	-	6	21	16	3	2	1	0	-	4	15	9	3	0	1	2	-	2	6	7
1971-72	6	5	1	0	-	10	25	8	3	2	1	0	-	4	13	6	3	3	0	0	-	6	12	2
1972-73	6	3	3	0	-	6	19	23	3	2	1	0	-	4	10	9	3	1	2	0	-	2	9	14
1973-74	5	4	1	0	-	8	25	15	2	2	0	0	-	4	15	4	3	2	1	0	-	4	10	11
1974-75	4	3	1	0	-	6	27	15	2	2	0	0	-	4	17	6	2	1	1	0	-	2	10	9
1975-76	4	3	1	0	-	6	20	12	2	1	1	0	-	2	9	6	2	2	0	0	-	4	11	6
1976-77	5	4	0	1	-	9	26	11	2	1	0	1	-	3	13	6	3	3	0	0	-	6	13	5
1977-78	5	4	1	0	-	8	27	13	3	2	1	0	-	4	13	8	2	2	0	0	-	4	14	5
1978-79	5	3	2	0	-	6	16	16	2	1	1	0	-	2	8	8	3	2	1	0	-	4	8	8
1979-80	4	2	2	0	-	4	13	13	2	1	1	0	-	2	8	8	2	1	1	0	-	2	5	5
1980-81	4	2	2	0	-	4	19	14	2	2	0	0	-	4	13	5	2	0	2	0	-	0	6	9
1981-82	3	2	1	0	-	4	15	12	2	1	1	0	-	2	11	9	1	1	0	0	-	2	4	3
1982-83	3	3	0	0	-	6	9	1	1	1	0	0	-	2	2	0	2	2	0	0	-	4	7	1
1983-84	3	2	0	1	-	5	17	12	2	1	0	1	-	3	11	8	1	1	0	0	-	2	6	4
1984-85	3	1	0	2	-	4	12	10	1	0	0	1	-	1	3	3	2	1	0	1	-	3	9	7
1985-86	3	1	2	0	-	2	7	7	2	1	1	0	-	2	5	5	1	0	1	0	-	0	1	2
1986-87	3	1	2	0	-	2	10	9	1	1	0	0	-	2	4	1	2	0	2	0	-	0	6	8
1987-88	3	1	2	0	-	2	7	11	2	1	1	0	-	2	6	7	1	0	1	0	-	0	1	4
1988-89	3	1	0	2	-	4	10	5	1	0	0	1	-	1	1	1	2	1	0	1	-	3	9	4
1989-90	3	0	3	0	-	0	4	11	2	0	2	0	-	0	3	5	1	0	1	0	-	0	1	6
1990-91	3	1	1	1	-	3	12	12	1	0	1	0	-	0	4	5	2	1	0	1	-	3	8	7
1991-92	3	1	2	0	-	2	6	9	1	1	0	0	-	2	5	3	2	0	2	0	-	0	1	6
1992-93	3	1	1	1	-	3	10	9	1	0	0	1	-	1	2	2	2	1	1	0	-	2	8	7
1993-94	4	2	1	1	-	5	12	11	2	0	1	1	-	1	2	5	2	2	0	0	-	4	10	6
1994-95	4	2	2	0	-	4	12	13	2	1	1	0	-	2	7	7	2	1	1	0	-	2	5	6
1995-96	4	1	3	0	-	2	12	15	2	0	2	0	-	0	7	10	2	1	1	0	-	2	5	5
1996-97	4	1	2	1	-	3	13	16	2	0	1	1	-	1	6	9	2	1	1	0	-	2	7	7
1997-98	4	3	1	0	-	6	16	9	2	2	0	0	-	4	9	3	2	1	1	0	-	2	7	6
1998-99	4	2	1	1	-	5	12	12	2	1	1	0	-	2	4	5	2	1	0	1	-	3	8	7
1999-00	4	2	1	1	0	5	14	12	2	1	0	1	0	3	7	5	2	1	1	0	0	2	7	7
2000-01	4	3	1	0	0	6	14	12	2	2	0	0	0	4	10	5	2	1	1	0	-	2	4	7
2001-02	4	1	2	0	1	3	12	17	2	0	1	0	1	1	5	8	2	1	1	0	0	2	7	9
2002-03	4	2	2	0	0	4	9	10	2	1	1	0	0	2	4	5	2	1	1	0	0	2	5	5
2003-04	4	3	1	0	0	6	14	8	2	2	0	0	0	4	8	3	2	1	1	0	0	2	6	5
2004-05	-	-	-	-	-	-	-	-	-	-	-	-	-	-	-	-	-	-	-	-	-	-	-	-
2005-06	4	0	2	-	2	2	9	14	2	0	0	-	2	2	5	7	2	0	2	-	0	0	5	7
2006-07	4	0	3	-	1	1	3	18	2	0	1	-	1	1	2	8	2	0	2	-	0	0	1	10
2007-08	4	3	0	-	1	7	6	4	2	2	0	-	0	4	3	3	2	1	0	-	1	3	3	1
2008-09	4	2	1	-	1	5	7	6	2	2	0	-	0	4	2	0	2	0	1	-	1	1	5	6
2009-10	4	1	3	-	0	2	5	8	2	1	1	-	0	2	3	4	2	0	2	-	0	0	2	4
2010-11	4	1	3	-	0	2	8	11	2	0	2	-	0	0	2	4	2	1	1	-	0	2	6	7
2011-12	4	1	2	-	1	3	7	11	2	0	1	-	1	1	2	6	2	1	1	-	0	2	5	5
2012-13	3	1	0	-	2	4	9	9	2	1	0	-	1	3	6	5	1	0	0	-	1	1	3	4
2013-14	3	3	0	-	0	6	11	6	1	1	0	-	0	2	3	2	2	2	0	-	0	4	8	4
2014-15	3	2	1	-	0	4	9	5	2	2	0	-	0	4	7	2	1	0	1	-	0	0	2	3
2015-16	3	1	2	-	0	2	7	10	1	1	0	-	0	2	4	3	2	0	2	-	0	0	3	7
2016-17	3	0	3	-	0	0	5	12	2	0	2	-	0	0	3	7	1	0	1	-	0	0	2	5

## BOSTON vs. OTTAWA

1992-93	7	7	0	0	-	14	31	15	4	4	0	0	-	8	20	10	3	3	0	0	-	6	11	5
1993-94	5	5	0	0	-	10	30	10	3	3	0	0	-	6	17	7	2	2	0	0	-	4	13	3
1994-95	4	4	0	0	-	8	19	13	2	2	0	0	-	4	11	8	2	2	0	0	-	4	8	5
1995-96	5	3	0	2	-	8	14	9	2	2	0	0	-	4	7	4	3	1	0	2	-	4	7	5
1996-97	6	2	4	0	-	4	20	20	3	0	3	0	-	0	10	13	3	2	1	0	-	4	10	7
1997-98	6	4	0	2	-	10	20	9	3	1	0	2	-	4	9	4	3	3	0	0	-	6	11	5
1998-99	5	3	2	0	-	6	14	9	3	2	1	0	-	4	11	7	2	1	1	0	-	2	3	2
1999-00	5	0	3	1	1	2	15	23	2	0	2	0	-	0	4	10	3	0	1	1	1	2	11	13
2000-01	5	1	2	1	1	4	14	17	3	1	1	1	0	3	9	10	2	0	1	0	1	1	5	7
2001-02	5	2	2	0	1	5	12	14	2	2	0	0	0	4	8	4	3	0	2	0	1	1	4	10
2002-03	5	1	2	1	1	4	16	15	3	1	1	1	0	3	11	8	2	0	1	0	1	1	5	7
2003-04	6	2	2	1	1	6	11	16	3	1	1	1	0	3	6	7	3	1	1	0	1	3	5	9
2004-05	-	-	-	-	-	-	-	-	-	-	-	-	-	-	-	-	-	-	-	-	-	-	-	-
2005-06	8	4	3	-	1	0	23	22	4	3	1	-	0	6	12	9	4	1	2	-	1	3	11	13
2006-07	8	4	4	-	0	8	22	25	4	2	2	-	0	4	9	13	4	2	2	-	0	4	13	12
2007-08	8	4	3	-	1	9	20	13	4	2	1	-	1	5	11	4	4	2	2	-	0	4	9	9
2008-09	6	5	1	-	0	10	22	16	3	3	0	-	0	6	13	8	3	2	1	-	0	4	9	8
2009-10	6	4	2	-	0	8	16	14	3	1	2	-	0	2	6	10	3	3	0	-	0	6	10	4
2010-11	6	5	1	-	0	10	18	5	3	2	1	-	0	4	9	3	3	3	0	-	0	6	9	2
2011-12	6	5	1	-	0	10	22	13	3	2	1	-	0	4	9	7	3	3	0	-	0	6	13	6
2012-13	5	4	1	-	0	8	12	10	3	2	1	-	0	4	7	7	2	2	0	-	0	4	5	3
2013-14	4	2	2	-	0	4	17	10	2	2	0	-	0	4	12	2	2	0	2	-	0	0	5	8
2014-15	5	2	1	-	2	6	15	15	3	1	0	-	2	4	8	8	2	1	1	-	0	2	7	7
2015-16	4	1	2	-	1	3	10	14	2	1	1	-	0	2	8	9	2	0	1	-	1	1	2	5
2016-17	4	0	3	-	1	1	6	12	2	0	1	-	1	1	3	5	2	0	2	-	0	0	3	7

## BOSTON vs. PHILADELPHIA

# YEAR-BY-YEAR SEASON SERIES BY TEAM

KEY:	Overall								Home								Road							
	GP	W	L	T	O	PTS	GF	GA	GP	W	L	T	O	PTS	GF	GA	GP	W	L	T	O	PTS	GF	GA
1979-80	4	1	1	2	-	4	14	12	2	1	1	0	-	2	9	7	2	0	0	2	-	2	5	5
1980-81	4	2	2	0	-	4	12	13	2	2	0	0	-	4	7	4	2	0	2	0	-	0	5	9
1981-82	3	1	2	0	-	2	5	10	1	0	1	0	-	0	1	3	2	1	1	0	-	2	4	7
1982-83	3	2	0	1	-	5	15	10	2	2	0	0	-	4	11	6	1	0	0	1	-	1	4	4
1983-84	3	1	1	1	-	3	14	14	1	1	0	0	-	2	8	5	2	0	1	1	-	1	6	9
1984-85	3	1	2	0	-	2	12	10	2	1	1	0	-	2	9	6	1	0	1	0	-	0	3	4
1985-86	3	1	2	0	-	2	12	16	1	1	0	0	-	2	5	4	2	0	2	0	-	0	7	12
1986-87	3	1	2	0	-	2	11	9	2	1	1	0	-	2	9	5	1	0	1	0	-	0	2	4
1987-88	3	1	2	0	-	2	9	11	1	0	1	0	-	0	4	6	2	1	1	0	-	2	5	5
1988-89	3	2	1	0	-	4	9	9	2	2	0	0	-	4	8	4	1	0	1	0	-	0	1	5
1989-90	3	3	0	0	-	6	6	3	1	1	0	0	-	2	2	1	2	2	0	0	-	4	4	2
1990-91	3	2	1	0	-	4	8	5	2	1	1	0	-	2	5	4	1	1	0	0	-	2	3	1
1991-92	3	1	2	0	-	2	9	11	2	1	1	0	-	2	8	6	1	0	1	0	-	0	1	5
1992-93	4	3	1	0	-	6	20	13	2	1	1	0	-	2	8	8	2	2	0	0	-	4	12	5
1993-94	5	2	2	1	-	5	18	18	3	1	1	1	-	3	12	9	2	1	1	0	-	2	6	9
1994-95	4	2	2	0	-	4	12	7	2	2	0	0	-	4	9	2	2	0	2	0	-	0	3	5
1995-96	4	2	2	0	-	4	10	16	2	1	1	0	-	2	5	8	2	1	1	0	-	2	5	8
1996-97	4	1	2	1	-	3	10	18	2	1	0	1	-	3	7	5	2	0	2	0	-	0	3	13
1997-98	4	3	0	1	-	7	11	5	2	2	0	0	-	4	6	3	2	1	0	1	-	3	5	2
1998-99	4	1	2	1	-	3	7	7	2	1	1	0	-	2	4	2	2	0	1	1	-	1	3	5
1999-00	4	0	3	1	0	1	3	13	2	0	1	1	1	1	1	4	2	0	2	0	0	0	2	9
2000-01	4	2	1	1	0	5	17	14	2	1	0	1	0	3	8	7	2	1	1	0	0	2	9	7
2001-02	4	2	2	0	0	4	10	13	2	0	2	0	0	0	3	9	2	2	0	0	0	4	7	4
2002-03	4	1	0	2	1	5	7	7	2	1	0	0	1	3	3	3	2	0	0	2	0	2	4	4
2003-04	4	2	1	1	0	5	10	9	2	1	0	1	0	3	4	3	2	1	1	0	0	2	6	6
2004-05	-	-	-	-	-	-	-	-	-	-	-	-	-	-	-	-	-	-	-	-	-	-	-	-
2005-06	4	1	2	-	1	3	11	12	2	0	2	-	0	0	3	6	2	1	0	-	1	3	8	6
2006-07	4	2	1	-	1	5	14	14	2	1	0	-	1	3	7	7	2	1	1	-	0	2	7	7
2007-08	4	3	1	-	0	6	14	10	2	1	1	-	0	2	4	4	2	2	0	-	0	4	10	6
2008-09	4	2	1	-	1	5	12	12	2	0	1	-	1	1	5	8	2	2	0	-	0	4	7	4
2009-10	4	2	1	-	1	5	11	9	2	1	1	-	0	2	3	4	2	1	0	-	1	3	8	5
2010-11	4	3	0	-	1	7	13	8	2	1	0	-	1	3	8	7	2	2	0	-	0	4	5	1
2011-12	4	3	1	-	0	6	16	9	2	1	1	-	0	2	4	4	2	2	0	-	0	4	12	5
2012-13	3	1	2	-	0	2	6	8	1	1	0	-	0	2	3	0	2	0	2	-	0	0	3	8
2013-14	3	3	0	-	0	6	14	6	1	1	0	-	0	2	5	2	2	2	0	-	0	4	10	4
2014-15	3	3	0	-	0	6	8	4	2	2	0	-	0	4	5	3	1	1	0	-	0	2	3	1
2015-16	3	1	1	-	1	3	9	10	1	0	0	-	1	1	4	5	2	1	1	-	0	2	5	5
2016-17	3	2	0	-	1	5	10	7	2	2	0	-	0	4	8	4	1	0	0	-	1	1	2	3

## BOSTON vs. PITTSBURGH

1967-68	4	2	2	0	-	4	10	10	2	1	1	0	-	2	4	3	2	1	1	0	-	2	6	7
1968-69	6	5	1	0	-	10	25	13	3	3	0	0	-	6	17	7	3	2	1	0	-	4	8	6
1969-70	6	5	0	1	-	11	21	9	3	3	0	0	-	6	9	2	3	2	0	1	-	5	12	7
1970-71	6	4	1	1	-	9	28	18	3	3	0	0	-	6	18	9	3	1	1	1	-	3	10	9
1971-72	6	2	1	3	-	7	21	20	3	1	0	2	-	4	11	9	3	1	1	1	-	3	10	11
1972-73	5	4	1	0	-	8	21	14	2	2	0	0	-	4	14	7	3	2	1	0	-	4	7	7
1973-74	5	5	0	0	-	10	30	16	3	3	0	0	-	6	19	11	2	2	0	0	-	4	11	5
1974-75	5	2	1	2	-	6	21	20	2	2	0	0	-	4	9	6	3	0	1	2	-	2	12	14
1975-76	5	3	0	2	-	8	24	14	3	3	0	0	-	6	15	5	2	0	0	2	-	2	9	9
1976-77	5	3	1	1	-	7	17	10	2	2	0	0	-	4	9	3	3	1	1	1	-	3	8	7
1977-78	5	5	0	0	-	10	33	11	3	3	0	0	-	6	20	7	2	2	0	0	-	4	13	4
1978-79	4	1	2	1	-	3	16	14	2	1	1	0	-	2	9	5	2	0	1	1	-	1	7	9
1979-80	4	2	2	0	-	4	16	14	2	0	2	0	-	0	4	9	2	2	0	0	-	4	12	5
1980-81	4	3	0	1	-	7	22	13	2	1	0	1	-	3	10	7	2	2	0	0	-	4	12	6
1981-82	3	1	1	1	-	3	10	10	1	0	0	1	-	1	3	3	2	1	1	0	-	2	7	7
1982-83	3	2	1	0	-	4	14	10	2	2	0	0	-	4	11	6	1	0	1	0	-	0	3	4
1983-84	3	3	0	0	-	6	18	7	1	1	0	0	-	2	7	3	2	2	0	0	-	4	11	4
1984-85	3	2	1	0	-	4	16	12	2	1	1	0	-	2	9	9	1	1	0	0	-	2	7	3
1985-86	3	2	1	0	-	4	11	8	1	1	0	0	-	2	3	2	2	1	1	0	-	2	8	6
1986-87	3	2	1	0	-	4	11	9	2	2	0	0	-	4	10	7	1	0	1	0	-	0	1	2
1987-88	3	2	0	1	-	5	11	7	1	1	0	0	-	2	4	1	2	1	0	1	-	3	7	6
1988-89	3	1	1	1	-	3	13	10	2	0	1	1	-	1	5	8	1	1	0	0	-	2	8	2
2003-04	1	0	0	0	1	1	3	4	-	-	-	-	-	-	-	-	1	0	0	0	1	1	3	4
2004-05	-	-	-	-	-	-	-	-	-	-	-	-	-	-	-	-	-	-	-	-	-	-	-	-
2005-06	-	-	-	-	-	-	-	-	-	-	-	-	-	-	-	-	-	-	-	-	-	-	-	-
2006-07	1	0	0	0	1	1	2	3	-	-	-	-	-	-	-	-	1	0	0	0	1	1	2	3
2007-08	1	0	1	-	0	0	1	4	1	0	1	-	0	0	1	4	-	-	-	-	-	-	-	-
2008-09	2	1	0	-	1	3	10	7	1	0	0	-	1	1	4	4	1	1	0	-	0	2	6	3
2009-10	1	1	0	-	0	2	4	2	-	-	-	-	-	-	-	-	1	1	0	-	0	2	4	2
2010-11	1	0	0	-	1	1	1	2	1	0	0	-	1	1	1	2	-	-	-	-	-	-	-	-
2011-12	1	1	0	-	0	2	4	2	-	-	-	-	-	-	-	-	1	1	0	-	0	2	4	2
2012-13	-	-	-	-	-	-	-	-	-	-	-	-	-	-	-	-	-	-	-	-	-	-	-	-
2013-14	3	2	1	-	0	4	9	8	2	2	0	-	0	4	7	5	1	0	1	-	0	0	2	3
2014-15	3	2	0	-	1	5	7	5	1	0	0	-	1	1	2	3	2	2	0	-	0	4	5	2
2015-16	3	3	0	-	0	6	14	3	2	2	0	-	0	4	8	1	1	1	0	-	0	2	6	2
2016-17	3	1	1	-	1	3	8	12	1	1	0	-	0	2	4	3	2	0	1	-	1	1	4	9

## BOSTON vs. ST. LOUIS

1967-68	4	2	1	1	-
---------	---	---	---	---	---



# YEAR-BY-YEAR SEASON SERIES BY TEAM

KEY:	Overall								Home								Road							
	GP	W	L	T	O	PTS	GF	GA	GP	W	L	T	O	PTS	GF	GA	GP	W	L	T	O	PTS	GF	GA
1979-80	4	1	1	2	-	4	19	16	2	1	1	0	-	2	11	8	2	0	0	2	-	2	8	8
1980-81	4	1	3	0	-	2	14	17	2	1	1	0	-	2	10	10	2	0	2	0	-	0	4	7
1981-82	3	1	1	1	-	3	8	8	1	0	1	0	-	0	2	3	2	1	0	1	-	3	6	5
1982-83	3	3	0	0	-	6	17	9	2	2	0	0	-	4	14	9	1	1	0	0	-	2	3	0
1983-84	3	3	0	0	-	6	18	9	1	1	0	0	-	2	9	5	2	2	0	0	-	4	9	4
1984-85	3	1	0	2	-	4	6	3	2	0	0	2	-	2	2	2	1	1	0	0	-	2	4	1
1985-86	3	1	2	0	-	2	8	13	1	0	1	0	-	0	2	7	2	1	1	0	-	2	6	6
1986-87	3	2	1	0	-	4	15	13	2	2	0	0	-	4	12	9	1	0	1	0	-	0	3	4
1987-88	3	1	2	0	-	2	7	12	1	0	1	0	-	0	5	7	2	1	1	0	-	2	2	5
1988-89	3	3	0	0	-	6	17	11	2	2	0	0	-	4	12	9	1	1	0	0	-	2	5	2
1989-90	3	2	1	0	-	4	9	3	1	0	1	0	-	0	1	2	2	2	0	0	-	4	8	1
1990-91	3	1	1	1	-	3	10	16	2	1	0	1	-	3	8	7	1	0	1	0	-	0	2	9
1991-92	3	0	3	0	-	0	6	14	1	0	1	0	-	0	1	4	2	0	2	0	-	0	5	10
1992-93	2	2	0	0	-	4	10	4	1	1	0	0	-	2	4	3	1	1	0	0	-	2	6	1
1993-94	2	0	2	0	-	0	2	5	1	0	1	0	-	0	1	2	1	0	1	0	-	0	1	3
1994-95	-	-	-	-	-	-	-	-	-	-	-	-	-	-	-	-	-	-	-	-	-	-	-	-
1995-96	2	2	0	0	-	4	12	6	1	1	0	0	-	2	5	2	1	1	0	0	-	2	7	4
1996-97	2	0	1	1	-	1	5	7	1	0	0	1	-	1	3	3	1	0	1	0	-	0	2	4
1997-98	2	0	2	0	-	0	3	7	1	0	1	0	-	0	1	3	1	0	1	0	-	0	2	4
1998-99	1	0	0	1	-	1	3	3	1	0	0	1	-	1	3	3	-	-	-	-	-	-	-	-
1999-00	2	0	2	0	0	0	2	7	1	0	1	0	0	0	2	3	1	0	1	0	0	0	0	4
2000-01	2	1	0	0	1	3	7	4	1	1	0	0	0	2	5	1	1	0	0	0	1	1	2	3
2001-02	2	0	0	0	2	2	4	6	1	0	0	0	1	1	3	4	1	0	0	0	1	1	1	2
2002-03	1	0	1	0	0	0	0	4	1	0	1	0	0	0	0	4	-	-	-	-	-	-	-	-
2005-06	1	0	1	-	0	0	2	6	1	0	1	-	0	0	2	6	-	-	-	-	-	-	-	-
2006-07	-	-	-	-	-	-	-	-	-	-	-	-	-	-	-	-	-	-	-	-	-	-	-	-
2007-08	1	1	0	-	0	2	2	1	-	-	-	-	-	-	-	-	1	1	0	-	0	2	2	1
2008-09	1	0	1	-	0	0	2	5	1	0	1	-	0	0	2	5	-	-	-	-	-	-	-	-
2009-10	1	1	0	-	0	2	2	1	-	-	-	-	-	-	-	-	1	1	0	-	0	2	2	1
2010-11	1	0	1	-	0	0	0	2	1	0	1	-	0	0	0	2	-	-	-	-	-	-	-	-
2011-12	2	0	2	-	0	0	3	6	1	0	1	-	0	0	2	4	1	0	1	-	0	0	1	2
2012-13	-	-	-	-	-	-	-	-	-	-	-	-	-	-	-	-	-	-	-	-	-	-	-	-
2013-14	2	0	0	-	2	2	4	5	1	0	0	-	1	1	2	3	1	0	0	-	1	1	2	3
2014-15	2	1	1	-	0	2	3	5	1	1	0	-	0	2	2	0	1	0	1	-	0	0	1	5
2015-16	2	1	1	-	0	2	6	7	1	0	1	-	0	0	0	2	1	1	0	-	0	2	6	5
2016-17	2	1	1	-	0	2	7	7	1	0	1	-	0	0	2	4	1	1	0	-	0	2	5	3
BOSTON vs. SAN JOSE																								
1991-92	2	2	0	0	-	4	11	7	1	1	0	0	-	2	7	6	1	1	0	0	-	2	4	1
1992-93	2	2	0	0	-	4	12	5	1	1	0	0	-	2	4	3	1	1	0	0	-	2	8	2
1993-94	2	1	0	1	-	3	4	2	1	1	0	0	-	2	3	1	1	0	0	1	-	1	1	1
1994-95	-	-	-	-	-	-	-	-	-	-	-	-	-	-	-	-	-	-	-	-	-	-	-	-
1995-96	2	0	0	2	-	2	9	9	1	0	0	1	-	1	3	3	1	0	0	1	-	1	6	6
1996-97	2	2	0	0	-	4	9	5	1	1	0	0	-	2	4	2	1	1	0	0	-	2	5	3
1997-98	2	1	1	0	-	2	5	5	1	1	0	0	-	2	3	0	1	0	1	0	-	0	2	5
1998-99	2	1	0	1	-	3	5	2	1	0	0	1	-	1	2	2	1	1	0	0	-	2	3	0
1999-00	1	1	0	0	0	2	3	1	-	-	-	-	-	-	-	-	1	1	0	0	0	2	3	1
2000-01	2	1	1	0	0	2	5	7	1	1	0	0	0	2	3	2	1	0	1	0	0	0	2	5
2001-02	1	0	1	0	0	0	2	3	-	-	-	-	-	-	-	-	1	0	1	0	0	0	2	3
2002-03	2	1	1	0	0	2	7	5	1	1	0	0	0	2	5	2	1	0	1	0	0	0	2	3
2003-04	1	0	0	1	0	1	5	5	1	0	0	1	0	1	5	5	-	-	-	-	-	-	-	-
2004-05	-	-	-	-	-	-	-	-	-	-	-	-	-	-	-	-	-	-	-	-	-	-	-	-
1989-90	3	2	1	0	-	4	15	13	1	1	0	0	-	2	5	4	2	1	1	0	-	2	10	9
1990-91	3	1	1	1	-	3	11	12	2	1	0	1	-	3	9	6	1	0	1	0	-	0	2	6
1991-92	3	1	1	1	-	3	15	14	2	1	1	0	-	2	10	9	1	0	0	1	-	1	5	5
1992-93	5	1	4	0	-	2	14	18	2	1	1	0	-	2	10	5	3	0	3	0	-	0	4	13
1993-94	6	0	6	0	-	0	17	33	2	0	2	0	-	0	5	8	4	0	4	0	-	0	12	25
1994-95	4	1	3	0	-	2	12	15	2	1	1	0	-	2	8	6	2	0	2	0	-	0	4	9
1995-96	5	2	3	0	-	4	27	29	3	2	1	0	-	4	16	16	2	0	2	0	-	0	11	13
1996-97	5	3	2	0	-	6	18	17	2	2	0	0	-	4	9	4	3	1	2	0	-	2	9	13
1997-98	6	2	3	1	-	5	20	20	3	2	1	0	-	4	13	8	3	0	2	1	-	1	7	12
1998-99	4	2	1	1	-	5	8	8	2	2	0	0	-	4	6	3	2	0	1	1	-	1	2	5
1999-00	4	2	1	1	0	5	10	9	2	2	0	0	0	4										

# YEAR-BY-YEAR SEASON SERIES BY TEAM

KEY:	Overall								Home								Road							
	GP	W	L	T	O	PTS	GF	GA	GP	W	L	T	O	PTS	GF	GA	GP	W	L	T	O	PTS	GF	GA
2000-01	4	3	0	1	0	7	16	7	2	2	0	0	0	4	9	3	2	1	0	1	0	3	7	4
2001-02	4	3	0	1	0	7	17	12	2	1	0	1	0	3	8	5	2	2	0	0	0	4	9	7
2002-03	4	1	2	1	0	3	9	14	2	1	0	1	0	3	5	4	2	0	2	0	0	0	4	10
2003-04	4	1	2	1	0	3	9	14	2	1	0	1	0	3	6	5	2	0	2	0	0	0	3	9
2004-05	-	-	-	-	-	-	-	-	-	-	-	-	-	-	-	-	-	-	-	-	-	-	-	-
2005-06	4	3	1	-	0	6	17	12	2	1	1	-	0	2	11	9	2	2	0	-	0	4	6	3
2006-07	4	4	0	-	0	8	19	12	2	2	0	-	0	4	10	8	2	2	0	-	0	4	9	4
2007-08	4	2	2	-	0	4	11	11	2	1	1	-	0	2	5	4	2	1	1	-	0	2	6	7
2008-09	4	3	1	-	0	6	14	9	2	2	0	-	0	4	8	4	2	1	1	-	0	2	6	5
2009-10	4	2	2	-	0	4	13	12	2	1	1	-	0	2	7	6	2	1	1	-	0	2	6	6
2010-11	4	3	1	-	0	6	15	8	2	2	0	-	0	4	10	2	2	1	1	-	0	2	5	6
2011-12	4	2	2	-	0	4	13	14	2	2	0	-	0	4	9	3	2	0	2	-	0	0	4	11
2012-13	3	3	0	-	0	6	9	4	2	2	0	-	0	4	5	2	1	1	0	-	0	2	4	2
2013-14	4	4	0	-	0	8	14	4	2	2	0	-	0	4	6	1	2	2	0	-	0	4	9	3
2014-15	4	2	1	-	1	5	12	13	2	2	0	-	0	4	7	5	2	0	1	-	1	1	5	8
2015-16	4	2	2	-	0	4	8	11	2	0	2	-	0	0	4	10	2	2	0	-	0	4	4	1
2016-17	5	4	1	-	0	8	19	13	3	2	1	-	0	4	11	7	2	2	0	-	0	4	8	6
BOSTON vs. TORONTO																								
1924-25	6	0	6	0	-	0	11	32	3	0	3	0	-	0	4	18	3	0	3	0	-	0	7	14
1925-26	6	5	1	0	-	10	20	12	3	3	0	0	-	6	8	3	3	2	1	0	-	4	12	9
1926-27	4	1	3	0	-	2	5	10	2	1	1	0	-	2	4	5	2	0	2	0	-	0	1	5
1927-28	4	1	2	1	-	3	4	8	2	1	1	0	-	2	3	6	2	0	1	1	-	1	1	2
1928-29	4	2	2	0	-	4	8	8	2	1	1	0	-	2	5	5	2	1	1	0	-	2	3	3
1929-30	4	4	0	0	-	8	23	15	2	2	0	0	-	4	12	7	2	2	0	0	-	4	11	8
1930-31	4	2	1	1	-	5	15	12	2	1	0	1	-	3	6	5	2	1	1	0	-	2	9	7
1931-32	6	2	3	1	-	5	20	22	3	2	0	1	-	5	12	5	3	0	3	0	-	0	8	17
1932-33	6	4	1	1	-	9	23	11	3	3	0	0	-	6	16	5	3	1	1	1	-	3	7	6
1933-34	6	1	4	1	-	3	17	26	3	1	1	1	-	3	10	8	3	0	3	0	-	0	7	18
1934-35	6	3	2	1	-	7	23	20	3	2	1	0	-	4	9	7	3	1	1	1	-	3	14	13
1935-36	6	1	3	2	-	4	9	13	3	1	2	0	-	2	5	6	3	0	1	2	-	2	4	7
1936-37	6	3	2	1	-	7	14	15	3	0	2	1	-	1	5	11	3	3	0	0	-	6	9	4
1937-38	6	5	1	0	-	10	24	10	3	3	0	0	-	6	11	4	3	2	1	0	-	4	13	6
1938-39	8	5	2	1	-	11	18	10	4	3	0	1	-	7	13	4	4	2	2	0	-	4	5	6
1939-40	8	5	2	1	-	11	25	16	4	4	0	0	-	8	18	5	4	1	2	1	-	3	7	11
1940-41	8	4	2	2	-	10	17	15	4	2	1	1	-	5	11	10	4	2	1	1	-	5	6	5
1941-42	8	4	3	1	-	9	19	17	4	3	0	1	-	7	12	5	4	1	3	0	-	2	7	12
1942-43	10	4	3	3	-	11	37	40	5	3	0	2	-	8	24	20	5	1	3	1	-	3	13	20
1943-44	10	3	7	0	-	6	41	70	5	2	3	0	-	4	23	29	5	1	4	0	-	2	18	41
1944-45	10	5	5	0	-	10	32	41	5	3	2	0	-	6	18	18	5	2	3	0	-	4	14	23
1945-46	10	6	1	3	-	15	41	30	5	3	0	2	-	8	25	13	5	3	1	1	-	7	16	17
1946-47	12	5	4	3	-	13	41	38	6	4	0	2	-	10	22	15	6	1	4	1	-	3	19	23
1947-48	12	3	6	3	-	9	25	29	6	3	1	2	-	8	15	9	6	0	5	1	-	1	10	20
1948-49	12	5	6	1	-	11	33	32	6	3	3	0	-	6	21	16	6	2	3	1	-	5	12	16
1949-50	14	5	7	2	-	12	35	44	7	4	2	1	-	9	18	12	7	1	5	1	-	3	17	32
1950-51	14	2	10	2	-	6	23	50	7	2	4	1	-	3	11	19	7	0	6	1	-	1	12	31
1951-52	14	2	7	5	-	9	21	35	7	2	3	2	-	6	12	15	7	0	4	3	-	3	9	20
1952-53	14	8	4	2	-	18	36	26	7	5	1	1	-	11	22	13	7	3	3	1	-	7	14	13
1953-54	14	7	6	1	-	15	27	28	7	4	2	1	-	9	13	11	7	3	4	0	-	6	14	17
1954-55	14	4	4	6	-	14	25	30	7	2	2	3	-	7	14	13	7	2	2	3	-	7	11	17
1955-56	14	5	5	4	-	14	28	29	7	3	1	3	-	9	15	9	7	2	4	1	-	5	13	20
1956-57	14	7	3	4	-	18	43	34	7	4	1	2	-	10	25	17	7	3	2	2	-	8	18	17
1957-58	14	3	6	5	-	11	40	43	7	1	4	2	-	4	19	20	7	2	2	3	-	7	21	23
1958-59	14	6	6	2	-	14	40	42	7	5	1	1	-	11	27	19	7	1	5	1	-	3	13	23
1959-60	14	6	6	2	-	14	41	35	7	5	2	0	-	10	27	13	7	1	4	2	-	4	14	22
1960-61	14	2	9	3	-	7	31	54	7	1	6	0	-	2	16	31	7	1	3	3	-	5	15	23
1961-62	14	4	9	1	-	9	39	70	7	2	5	0	-	4	14	34	7	2	4	1	-	5	25	36
1962-63	14	4	8	2	-	10	41	57	7	2	4	1	-	5	24	27	7	2	4	1	-	5	17	30
1963-64	14	5	7	2	-	12	42	42	7	4	2	1	-	9	23	19	7	1	5	1	-	3	19	23
1964-65	14	4	7	3	-	11	29	40	7	1	3	3	-	5	14	17	7	3	4	0	-	6	15	23
1965-66	14	4	9	1	-	9	30	52	7	3	3	1	-	7	16	16	7	1	6	0	-	2	14	36
1966-67	14	2	11	1	-	5																		

# YEAR-BY-YEAR SEASON SERIES BY TEAM

KEY:	Overall								Home								Road							
	GP	W	L	T	O	PTS	GF	GA	GP	W	L	T	O	PTS	GF	GA	GP	W	L	T	O	PTS	GF	GA
1995-96	2	0	1	1	-	1	5	7	1	0	1	0	-	0	1	3	1	0	0	1	-	1	4	4
1996-97	2	0	2	0	-	0	3	6	1	0	1	0	-	0	1	2	1	0	1	0	-	0	2	4
1997-98	2	1	0	1	-	3	6	2	1	1	0	0	-	2	4	0	1	0	0	1	-	1	2	2
1998-99	5	3	1	1	-	7	15	11	2	2	0	0	-	4	6	2	3	1	1	1	-	3	9	9
1999-00	5	2	2	1	0	5	13	15	3	2	1	0	0	4	10	8	2	0	1	1	0	1	3	7
2000-01	5	3	1	0	1	7	11	10	2	1	0	0	1	3	5	2	3	2	1	0	0	4	6	8
2001-02	5	1	4	0	0	2	4	9	3	1	2	0	0	2	4	5	2	0	2	0	0	0	0	4
2002-03	5	3	2	0	0	6	15	12	2	2	0	0	0	4	9	4	3	1	2	0	0	2	6	8
2003-04	6	3	3	0	0	6	12	17	3	1	2	0	0	2	3	11	3	2	1	0	0	4	9	6
2004-05	-	-	-	-	-	-	-	-	-	-	-	-	-	-	-	-	-	-	-	-	-	-	-	-
2005-06	8	4	2	-	2	10	24	21	4	3	1	-	0	6	10	8	4	1	1	-	2	4	14	13
2006-07	8	5	3	-	0	10	22	25	4	2	2	-	0	4	11	18	4	3	1	-	0	6	11	7
2007-08	8	5	1	-	2	12	28	23	4	2	1	-	1	5	13	14	4	3	0	-	1	7	15	9
2008-09	6	5	1	-	0	10	28	21	3	2	1	-	0	4	15	11	3	3	0	-	0	6	13	10
2009-10	6	4	1	-	1	9	20	13	3	3	0	-	0	6	15	6	3	1	1	-	1	3	5	7
2010-11	6	2	2	-	2	6	14	15	3	1	1	-	1	3	8	7	3	1	1	-	1	3	6	8
2011-12	6	6	0	-	0	12	36	10	3	3	0	-	0	6	18	3	3	3	0	-	0	6	18	7
2012-13	4	3	1	-	0	6	10	7	2	2	0	-	0	4	7	4	2	1	1	-	0	2	3	3
2013-14	4	2	1	-	1	5	14	11	2	1	1	-	0	2	6	5	2	1	0	-	1	3	8	6
2014-15	4	2	1	-	1	5	10	12	2	1	0	-	1	3	5	5	2	1	1	-	0	2	5	7
2015-16	5	4	0	-	1	9	15	10	3	2	0	-	1	5	8	6	2	2	0	-	0	4	7	4
2016-17	4	0	4	-	0	0	9	18	2	0	2	-	0	0	6	10	2	0	2	-	0	0	3	8
BOSTON vs. VANCOUVER																								
1970-71	6	5	1	0	-	10	35	21	3	3	0	0	-	6	20	10	3	2	1	0	-	4	15	11
1971-72	6	6	0	0	-	12	35	12	3	3	0	0	-	6	21	4	3	3	0	0	-	6	14	8
1972-73	5	4	1	0	-	8	30	18	2	1	1	0	-	2	11	8	3	3	0	0	-	6	19	10
1973-74	5	4	0	1	-	9	23	12	3	3	0	0	-	6	17	8	2	1	0	1	-	3	6	4
1974-75	4	3	1	0	-	6	19	12	2	2	0	0	-	4	12	5	2	1	1	0	-	2	7	7
1975-76	4	2	1	1	-	5	14	13	2	2	0	0	-	4	8	5	2	0	1	1	-	1	6	8
1976-77	4	4	0	0	-	8	22	7	2	2	0	0	-	4	7	3	2	2	0	0	-	4	15	4
1977-78	4	2	0	2	-	6	19	14	2	1	0	1	-	3	10	7	2	1	0	1	-	3	9	7
1978-79	4	4	0	0	-	8	22	8	2	2	0	0	-	4	13	4	2	2	0	0	-	4	9	4
1979-80	4	1	0	3	-	5	14	12	2	1	0	1	-	3	7	5	2	0	0	2	-	2	7	7
1980-81	4	2	2	0	-	4	14	11	2	1	1	0	-	2	5	3	2	1	1	0	-	2	9	8
1981-82	3	2	1	0	-	4	10	10	1	1	0	0	-	2	2	1	2	1	1	0	-	2	8	9
1982-83	3	2	1	0	-	4	7	5	2	2	0	0	-	4	5	2	1	0	1	0	-	0	2	3
1983-84	3	2	0	1	-	5	17	8	1	1	0	0	-	2	7	1	2	1	0	1	-	3	10	7
1984-85	3	2	1	0	-	4	9	4	2	2	0	0	-	4	7	1	1	0	1	0	-	0	2	3
1985-86	3	1	0	2	-	4	10	5	1	0	0	1	-	1	1	1	2	1	0	1	-	3	9	4
1986-87	3	2	1	0	-	4	7	8	2	2	0	0	-	4	6	3	1	0	1	0	-	0	1	5
1987-88	3	2	1	0	-	4	13	12	1	1	0	0	-	2	3	2	2	1	1	0	-	2	10	10
1988-89	3	2	1	0	-	4	12	11	2	2	0	0	-	4	10	6	1	0	1	0	-	0	2	5
1989-90	3	1	2	0	-	2	15	13	1	0	1	0	-	0	2	4	2	1	1	0	-	2	13	9
1990-91	3	2	1	0	-	4	13	8	2	2	0	0	-	4	12	5	1	0	1	0	-	0	1	3
1991-92	3	0	1	2	-	2	6	7	1	0	0	1	-	1	2	2	2	0	1	1	-	1	4	5
1992-93	2	2	0	0	-	4	9	6	1	1	0	0	-	2	4	3	1	1	0	0	-	2	5	3
1993-94	2	0	2	0	-	0	6	8	1	0	1	0	-	0	2	3	1	0	1	0	-	0	4	5
1994-95	-	-	-	-	-	-	-	-	-	-	-	-	-	-	-	-	-	-	-	-	-	-	-	-
1995-96	2	1	1	0	-	2	4	7	1	0	1	0	-	0	0	6	1	1	0	0	-	2	4	1
1996-97	2	2	0	0	-	4	12	7	1	1	0	0	-	2	7	3	1	1	0	0	-	2	5	4
1997-98	2	1	1	0	-	2	4	5	1	0	1	0	-	0	2	5	1	1	0	0	-	2	2	0
1998-99	2	0	1	1	-	1	2	4	1	0	0	1	-	1	1	1	1	0	1	0	-	0	1	3
1999-00	2	0	1	1	0	1	4	7	1	0	0	1	0	1	2	2	1	0	1	0	0	0	2	5
2000-01	1	0	0	1	0	1	2	2	1	0	0	1	0	1	2	2	-	-	-	-	-	-	-	-
2001-02	2	2	0	0	0	4	5	3	1	1	0	0	0	2	3	2	1	1	0	0	0	2	2	1
2002-03	2	1	1	0	0	2	10	9	1	0	1	0	0	0	4	6	1	1	0	0	0	2	6	3
2003-04	1	1	0	0	0	2	2	1	1	1	0	0	0	2	2	1	-	-	-	-	-	-	-	-
2004-05	-	-	-	-	-	-	-	-	-	-	-	-	-	-	-	-	-	-	-	-	-	-	-	-
2005-06	1	0	1	-	0	0	2	5	-	-	-	-	-	-	-	-	1	0	1	-	0	0	2	5
2006-07	1	1	0	-	0	2	2	0	1	1	0	-	0	2	2	0	-	-	-	-	-	-	-	-
2007-08	-	-	-	-	-	-	-	-	-	-	-	-	-	-	-	-	-	-	-	-	-	-	-	-
2008-09	1	1	0	-	0	2	1	0	-	-	-	-	-	-	-	-	1	1	0	-	0	2	1	0
2009-10	1	0	0	-	1	1	2	3	1	0	0	-	1	1	2	3	-	-	-	-	-	-	-	-
2010-11	1	1	0	-</																				



# YEAR-BY-YEAR SEASON SERIES BY TEAM

KEY:	Overall								Home								Road							
	GP	W	L	T	O	PTS	GF	GA	GP	W	L	T	O	PTS	GF	GA	GP	W	L	T	O	PTS	GF	GA
1991-92	3	1	1	1	-	3	12	12	1	0	0	1	-	1	5	5	2	1	1	0	-	2	7	7
1992-93	3	2	1	0	-	4	11	13	2	2	0	0	-	4	9	7	1	0	1	0	-	0	2	6
1993-94	4	4	0	0	-	8	23	10	2	2	0	0	-	4	14	5	2	2	0	0	-	4	9	5
1994-95	3	0	2	1	-	1	3	6	2	0	1	1	-	1	2	4	1	0	1	0	-	0	1	2
1995-96	4	2	2	0	-	4	11	11	2	0	2	0	-	0	2	6	2	2	0	0	-	4	9	5
1996-97	4	1	1	2	-	4	11	11	2	1	1	0	-	2	6	6	2	0	0	2	-	2	5	5
1997-98	4	2	1	1	-	5	7	5	2	1	0	1	-	3	3	1	2	1	1	0	-	2	4	4
1998-99	4	3	1	0	-	6	14	13	2	2	0	0	-	4	9	7	2	1	1	0	-	2	5	6
1999-00	4	1	1	2	0	4	7	7	2	0	1	1	0	1	2	5	2	1	0	1	0	3	5	2
2000-01	4	1	2	1	0	3	7	7	2	1	1	0	0	2	4	3	2	0	1	1	0	1	3	4
2001-02	4	2	1	0	1	5	12	7	2	2	0	0	0	4	11	4	2	0	1	0	1	1	1	3
2002-03	4	2	1	1	0	5	18	14	2	1	0	1	0	3	8	7	2	1	1	0	0	2	10	7
2003-04	4	2	1	1	0	5	14	12	2	1	0	1	0	3	6	5	2	1	1	0	0	2	8	7
2004-05	-	-	-	-	-	-	-	-	-	-	-	-	-	-	-	-	-	-	-	-	-	-	-	-
2005-06	4	3	0	-	1	7	11	9	2	1	0	-	1	3	4	4	2	2	0	-	0	4	7	5
2006-07	4	4	0	-	0	8	13	9	2	2	0	-	0	4	7	5	2	2	0	-	0	4	6	4
2007-08	4	2	1	-	1	5	7	12	2	2	0	-	0	4	4	1	2	0	1	-	1	1	3	11
2008-09	4	1	2	-	1	3	8	11	2	1	0	-	1	3	6	6	2	0	2	-	0	0	2	5
2009-10	4	1	2	-	1	3	8	14	2	0	2	-	0	0	2	8	2	1	0	-	1	3	6	6
2010-11	4	3	1	-	0	6	13	9	2	2	0	-	0	4	7	3	2	1	1	-	0	2	6	6
2011-12	4	1	2	-	1	3	12	13	2	0	1	-	1	1	5	7	2	1	1	-	0	2	7	6
2012-13	3	1	0	-	2	4	9	8	1	1	0	-	0	2	4	1	2	0	0	-	2	2	5	7
2013-14	3	2	1	-	0	4	9	6	2	1	1	-	0	2	5	4	1	1	0	-	0	2	4	2
2014-15	3	0	3	-	0	0	0	9	1	0	1	-	0	0	0	4	2	0	2	-	0	0	0	5
2015-16	3	0	2	-	1	1	4	9	2	0	1	-	1	1	3	5	1	0	1	-	0	0	1	4
2016-17	3	0	2	-	1	1	7	12	1	0	1	-	0	0	1	3	2	0	1	-	1	1	6	9

<b>BOSTON vs. WINNIPEG*</b>																								
1999-00	4	3	0	1	0	7	14	9	2	1	0	1	0	3	7	5	2	2	0	0	0	4	7	4
2000-01	4	0	4	0	0	0	13	25	2	0	2	0	0	0	8	15	2	0	2	0	0	0	5	10
2001-02	3	3	0	0	1	7	12	8	2	1	0	0	1	3	6	6	2	2	0	0	0	4	6	2
2002-03	4	3	1	0	0	6	10	9	2	2	0	0	0	4	8	6	2	1	1	0	0	2	2	3
2003-04	4	2	0	1	1	6	17	15	2	1	0	1	0	3	7	6	2	1	0	0	1	3	10	9
2004-05	-	-	-	-	-	-	-	-	-	-	-	-	-	-	-	-	-	-	-	-	-	-	-	-
2005-06	4	2	1	-	1	5	13	13	2	1	0	-	1	3	7	7	2	1	1	-	0	2	6	6
2006-07	4	0	4	-	0	0	8	15	2	0	2	-	0	0	4	6	2	0	2	-	0	0	4	9
2007-08	4	3	1	-	0	6	12	12	2	2	0	-	0	4	7	4	2	1	1	-	0	2	5	8
2008-09	4	4	0	-	0	8	18	10	2	2	0	-	0	4	9	6	2	2	0	-	0	4	9	4
2009-10	4	4	0	-	0	8	18	7	2	2	0	-	0	4	10	4	2	2	0	-	0	4	8	3
2010-11	4	2	1	-	1	5	10	9	2	2	0	-	0	4	7	3	2	0	1	-	1	1	3	6
2011-12	4	2	2	-	0	4	12	11	2	2	0	-	0	4	9	5	2	0	2	-	0	0	6	3
2012-13	3	2	1	-	0	4	6	6	1	1	0	-	0	2	2	1	2	1	1	-	0	2	4	5
2013-14	2	1	0	-	1	3	5	2	1	1	0	-	0	2	4	1	1	0	0	-	1	1	1	2
2014-15	2	1	1	-	0	2	3	3	1	1	0	-	0	2	2	1	1	0	1	-	0	0	1	2
2015-16	2	1	1	-	0	2	8	8	1	0	1	-	0	0	2	6	1	1	0	-	0	2	6	2
2016-17	2	2	0	-	0	4	8	2	1	1	0	-	0	2	4	1	1	1	0	-	0	2	4	1

\* -- Franchise in Atlanta, 1999-00--2010-11;  
Franchise in Winnipeg, 2011-12--Present



**NEW & IMPROVED.**  
**REAL *Coca-Cola* TASTE.**

PROUD  
SUPPORTER OF  
YOUR BOSTON BRUINS

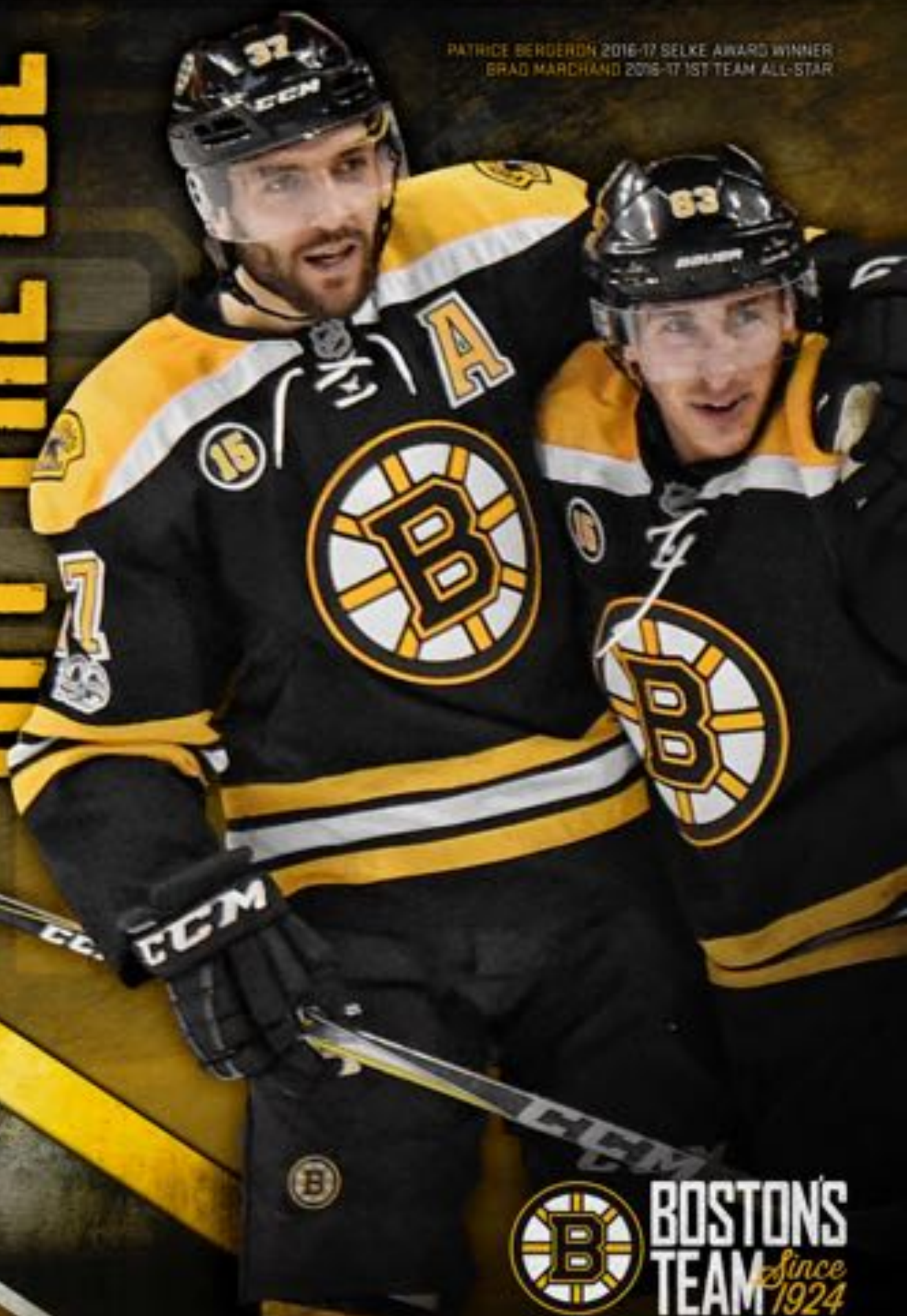


*Coca-Cola*  
**zero SUGAR**



# OFF THE ICE

PATRICE BERGERON 2016-17 SELKE AWARD WINNER  
BRAD MARCHAND 2016-17 1ST TEAM ALL-STAR



**BOSTON'S  
TEAM** *Since  
1924*



# BUSINESS OPERATIONS



## **GLEN THORNBOROUGH | Chief Revenue Officer**

Glen Thornborough is in his second full season as the Chief Revenue Officer for the Bruins following three seasons as Senior Vice President of Sales with TD Garden and the Bruins. He is responsible for the creation, direction and management of all TD Garden and Boston Bruins sales processes and strategies and he directly oversees corporate partnerships, TD Garden Premium Club ticket sales and service, and general ticketing operations. He joined the Bruins and Garden following seven years with ReebokCCM where he served most recently as Vice President of Global Marketing and was responsible for increasing global sales, consumer perception, trade relations and brand health. He holds a BA in Public Communication from the University of Alaska-Anchorage and an Executive MBA from Saint Joseph's University.



## **JIM BEDNAREK | Vice President, Finance**

Jim Bednarek is in his 22nd season as Vice President of Finance and Administration with TD Garden and his 11th season with the dual role as Vice President of Finance for the Bruins. In these positions, he has financial oversight responsibilities for both companies. He joined TD Garden in January, 1996 following eight years with Delaware North Companies in Buffalo where he assumed various managerial positions and special project roles. The graduate of SUNY at Buffalo is also a Certified Public Accountant.



## **MATTHEW CHMURA | Vice President, Communications and Marketing**

Matthew Chmura is in his 12th season with the Bruins, his sixth as the team's Vice President of Communications and second with the additional oversight of the club's marketing department. He is responsible for the club's overall communications and marketing functions and strategies while overseeing all media relations, website editorial, marketing and community relations efforts. He was promoted to his current positions after joining the team in 2006 and serving six seasons in the positions of Director of Media Relations and Director of Communications. A native of Taunton, MA, he began his sports career as an intern in various NFL public relations departments, including the New England Patriots, and he spent two seasons as Manager and then Director of Public Relations with the MetroStars of Major League Soccer. He came to the Bruins following one season as Vice President of Communications and New Media with Red Bull New York (MLS) and in that position, he managed all of that club's public relations, media relations, broadcasting and interactive media efforts. He is a graduate of the College of the Holy Cross with a BA in Political Science and has served as a Trustee for that institution. He is also on the Board of Directors for the Boys & Girls Clubs of Taunton, MA, and the Bay State Games.



## **SHAUNA GILHOOLY | Vice President, Human Resources**

Shauna Gilhooly is in her sixth season with the Bruins and TD Garden, her third as Vice President following three seasons as the Director of Human Resources. She is a member of the senior leadership team for the Bruins, TD Garden and Massachusetts SportService and heads the human resources efforts for all of those entities, which comprise over 250 full-time and 2200 part-time associates. A graduate of Tulane University, Gilhooly came to her current position following six years with Starwood Hotels and Resorts in the Boston area in a number of human resources positions.



## **CHRIS JOHNSON | Vice President, Corporate Partnerships**

Chris Johnson is in his 21st season with TD Garden as Vice President of Corporate Partnerships. He is responsible for maximizing corporate sales and sponsorship initiatives as well as leading the corporate sales team in development and implementation of strategic plans consistent with Boston Bruins and TD Garden initiatives. A graduate of the University of Massachusetts, Johnson had previously served various capacities in the Corporate Partnerships and Premium Sales Department of the Garden. He worked as a Group Sales Representative with the Boston Red Sox and Assistant Director of Marketing and Sales with an arena football league team prior to joining the Boston Bruins and TD Garden.

# COMMUNICATIONS STAFF



## MATTHEW CHMURA

Vice President of Communications & Marketing  
Office: 617-624-1913  
E-mail: mchmura@bostonbruins.com

\* Contact for interview requests for club officers and executives



## BRANDON McNELIS

Director of Communications & Content  
Office: 617-624-1213  
E-mail: bmcnelis@bostonbruins.com

\* Contact for interview requests for head coach and players



## HEIDI HOLLAND

Director of Publications & Information  
Office: 617-624-1909  
E-mail: hholland@bostonbruins.com

\* Contact for game notes and photo archives



## TOM BREWSTER

Communications Manager  
Office: 617-624-1935  
E-mail: tbrewster@bostonbruins.com



## SARAH McMAHON

Communications Specialist  
Office: 617-624-1967  
E-mail: smcmahon@bostonbruins.com

\* Contact for non-hockey related interview requests and credential requests



## TRAVIS BASCIOTTA

Content Specialist  
Office: 617-624-1211  
E-mail: tbasciotta@bostonbruins.com



## ERIC RUSSO

Content Administrator  
Office: 617-624-1934  
E-mail: erusso1@bostonbruins.com



## MIKE PENHOLLOW

Web Video Producer  
Office: 617-624-1991  
E-mail: mpenhollow@bostonbruins.com



## MICHAEL TOLVO

Communications Graduate Assistant  
Office: 617-624-1919  
E-mail: mtolvo@bostonbruins.com

# MEDIA INFORMATION

## GAME-DAY MEDIA POLICIES:

### Media Credentials

Credentials are issued to those media who cover the Bruins both seasonally and on an occasional game-by-game basis. The credential is good only for the game(s) printed on the tag and must be displayed to TD Garden security personnel to gain entry to restricted areas. Please contact Sarah McMahon (smcmahon@bostonbruins.com) for credential information.

### Press Gate

The press gate is located on the Legends Way side of TD Garden (on the right side as you are facing the building from Causeway Street). It is the second door on Legends Way. Credentials to Bruins games may be picked up at the press gate, which is open from three hours prior to game time through the end of the first period. All media must show a press pass to enter through the press gate.

# MEDIA INFORMATION

## **Press Work Area and Press Lounge**

The press work area and press lounge are located on level three (ice level) of TD Garden. The press lounge and media work area, known as the Will McDonough Room, are located together, directly to the left of the Bruins locker room. A continental breakfast is available on the mornings of game-day skates and pre-game meals are served buffet style two-and-a-half hours prior to game time. All food must be consumed in the press lounge and may not be taken to the press box. The press work area is located to the right of the press lounge. There are reserved seats for daily media and additional work spaces with telephones and wireless internet access. Please honor the reserved spaces. News releases, game day notes and statistical packages are available each game day in the back workroom area from the morning skate through the game.

## **Press Box**

The press box is on level nine of TD Garden on the side opposite the team benches. Access to the press box from the press lounge and work area is by freight elevator. Please note that only the right-hand freight elevator has level nine access. Seats in the press box are on an assigned basis only and members of the media must sit in the seat assigned to them. Please check the seating charts in the press room or press box, or check with the Bruins media relations staff for your seat assignment. In order to ensure seating in the press box, it is necessary for all media to notify the Bruins media relations staff of their attendance by noon the day prior to the game. If you do not have an assigned seat, please check with a member of the media relations staff. In compliance with TD Garden regulations, smoking is not allowed in the arena. If you wish to smoke, you may do so in the area directly outside the press gate on the ground level.

## **Wireless Internet**

Wireless internet is provided free of charge on all game days in both the press box and in the Will McDonough Room for members of the working media. Signs will be posted each game providing the user name and password information for that game. If you have difficulty with the wireless connection, please contact a member of the Bruins media relations staff.

## **Photo Positions**

Photo positions at TD Garden are located in the corners at ice level and at center ice on the club level. All photo positions will be assigned prior to the game by the media relations department. Daily print and wire services receive priority for prime positions. There is a photo meeting one hour before each game at the Zamboni entrance on level three.

## **Game Day / Night**

The Bruins team dressing room is closed prior to game time, although requested players will be made available during a 30-minute window beginning two hours prior to faceoff. The Bruins locker room will be open within five minutes of the end of the game to working media only. Head Coach Bruce Cassidy's press conference will follow approximately 15 minutes post-game in the Will McDonough Room (the press lounge).

## **Player and Management Access**

If the media wishes to interview a player who is not present in the dressing room, they should make the request to a Bruins media relations representative who will locate the player and, if possible, make him available.

## **Visitors Dressing Room**

Visiting team rooms are closed to the media for five minutes after the game. Visiting team coaches or visiting team personnel are responsible for opening their dressing room to the media.

## **Interviews**

Television networks and stations requesting live pre-game interviews with a player must request these prior to or during the morning skate. Live television interviews are available for each game before 5:30 p.m. (for a 7:00 p.m. game), and may be arranged through the Bruins media relations staff. Live television interviews after 5:30 p.m. will be scheduled on a case-by-case basis by the Bruins media relations staff.

## **PRACTICE SESSION MEDIA POLICIES:**

### **Media Access**

The media has full access to all team practices at all practice facilities, including game-day skates, in accordance with NHL media regulations. The media is allowed to enter the team dressing room five minutes after the first regular player who has participated in the entire practice leaves the ice. In the event of a team meeting, the media will be allowed access immediately following the conclusion of the meeting. The locker room is closed to the media prior to and during practice. Head Coach Bruce Cassidy will be available approximately 20 minutes after the conclusion of practices. To confirm practice times, please visit the Boston Bruins media website ([www.bostonbruins.com/media](http://www.bostonbruins.com/media)).

### **Practices at Warrior Ice Arena**

Media should enter Warrior Ice Arena through the main entrance of the building on Guest Street. All Boston Bruins media members that regularly attend practice will be issued a photo ID that can be used to gain entry to Warrior Ice Arena. Media members can scan their badge in the lobby area on level 1 to check in and alert facility security that they are on the premises. The badge will also have access to use the lobby elevators to navigate to floors 1 (main level), 2 (ice level) & 4 (media workroom level). The badge will not grant access to the Boston Bruins areas on level 2. A Bruins PR representative must be present before entering those areas. Members of the media that regularly attend practice that have not received a photo ID badge for Warrior Ice Arena should reach out to Brandon McNelis ([bmcnelis@bostonbruins.com](mailto:bmcnelis@bostonbruins.com)). Media members that have not been issued a Warrior Ice Arena photo ID are still welcome to attend and cover practice, but must sign in as a visitor at the front desk before entering the facility. Due to the security clearance granted by these badges, media members must contact a Bruins PR representative immediately in case of a lost badge. Replacement badges are subject to a \$100 fee that will go directly to the Boston Bruins Foundation. Any questions regarding Warrior Ice Arena access can be directed to Brandon McNelis ([bmcnelis@bostonbruins.com](mailto:bmcnelis@bostonbruins.com))."

### **Practices at TD Garden**

The media should enter TD Garden through the same press gate used for games on Legends Way. Media should enter the stands from the Zamboni entrance and sit in the loge seats opposite the team benches. Team notes and media information will be available inside the Will McDonough Room.



# MEDIA INFORMATION

## MISCELLANEOUS:

### News Releases

Accredited members of the media who would like to receive e-mailed Bruins news releases should contact Sarah McMahon (smcmahon@bostonbruins.com) with their e-mail address. Press releases produced by the Bruins include a weekly release (The Week Ahead) which details the weekly schedule of games, practices and other Bruins events.

### Transcripts

The Bruins Communications Department will provide game-day transcripts of the head coach media availability and post-game player availability from both locker rooms. Transcripts will be distributed in the press room as well as posted electronically and archived on the Bruins media website.

### www.BostonBruins.com/media

The Bruins Communications Department maintains a password-protected, media-only section of their website that contains a daily Bruins-related clips package, press releases, game notes, player and coach transcripts and sound files, practice schedules, team media guides and other relevant media information. Questions regarding the website can be directed to Brandon McNelis at bmcnelis@bostonbruins.com.

### NHLMedia.com

The NHL's password-protected media site includes statistics, press releases, game notes, credential applications and much more. The site also has player headshots and pdf files of every team's media guide. To access the site, visit <http://media.nhl.com> to register for a password.

### Media Parking

There is no media parking at the TD Garden. There are two parking structures that are easily accessible from the TD Garden - one directly under the building accessible from both Nashua Street and Causeway Street and another directly across the street on Nashua St. TD Garden can also be reached by subway on the green and orange lines to North Station, as well as the commuter rail.

### Players' Personal Telephone Numbers

At no time will a player's home or mobile phone number be released to either the media or the public unless the player specifically authorizes such release. Members of the media attempting to reach players must do so through the Bruins media relations staff.

### Autographs

Media attending Bruins practices or games are strictly forbidden from requesting autographs. The locker room area is for working media only. Any person in the locker room with a media pass observed asking players for autographs will be asked leave the premises and will have their credential privileges revoked.

### Team Medical Rooms

Team medical rooms located at TD Garden or Warrior Ice Arena are off limits to the media at all times.

### Cell Phones

Per NHL media regulations, no media member is permitted to use a cell phone in the dressing room to place a call or take photographs.

## DIRECTIONS TO TD GARDEN (100 Legends Way, Boston MA 02114):

**From I-93 South** – Take Exit 26 toward Storrow Drive/North Station, staying to the right at the fork. Turn right at the light onto Nashua Street and follow the signs to North Station. TD Garden will be on the left.

**From I-93 North** – Take Exit 23 toward Government Center. Take the North End ramp toward Charlestown. Turn left onto Cross Street. Take a slight right onto N. Washington Street. Turn left onto Causeway Street and TD Garden will be on the right.

## DIRECTIONS TO WARRIOR ICE ARENA (85 Guest Street, Brighton MA 02135):

**Mass Pike West from Downtown Boston** – Take Exit 20 Brighton/Cambridge and head west on Soldiers Field Road. Take the Watertown/Brighton exit and stay left. Go straight through three sets of lights onto Market Street, then take a left onto Guest Street.

**Mass Pike East from Route 128** – Take Exit 17 Newton/Watertown. At the top of the off ramp, go straight through two sets of lights and follow signs for Charlesbank Road bearing off to the left. Go .4 miles over the Turnpike and through a residential area to merge with Nonantum Road. Follow for .4 miles and stay to the right of the fork at IHOP and this turns into Birmingham Parkway. Take a right over the Mass Pike and then a quick left onto Guest Street.

**Any additional questions that you may have regarding media policies can be directed to Vice President of Communications and Marketing Matthew Chmura.**

# VOICES OF THE BRUINS



## **JACK EDWARDS | Television Play-by-Play, NESN**

Jack Edwards is in his 13th season as a play-by-play voice for Bruins games on NESN and his 11th season doing both home and road contests. A television veteran of over 30 years, he came to NESN after five years of play-by-play for both ESPN and HDNet broadcasts of NHL games. A graduate of the University of New Hampshire, Edwards began his career doing play-by-play of Wildcats hockey which led to reporter and anchor positions in both radio and television in New Hampshire and Providence. He came to Boston in the 1980s as a sports anchor and reporter at both WCVB-TV 5 and WHDH-TV 7 and also worked as a reporter for ABC's Wide World of Sports and Olympic coverage on both ABC and CBS. He joined ESPN in 1991 as an anchor and reporter for SportsCenter and won an Emmy award for his ESPN reporting. He has also done play-by-play for ESPN's coverage of hockey and soccer, including the 2002 World Cup finals, and the Little League World Series.



## **ANDY BRICKLEY | Television Color Analyst, NESN**

Andy Brickley is in his 18th season of color commentary on the Bruins television airwaves following one season of Bruins commentary for WBZ radio. Following a college hockey career at the University of New Hampshire, he played 14 seasons at both the National Hockey League and minor league levels, including four seasons in a Bruins uniform from 1988-92. He was a member of IHL Turner Cup championship teams with both Denver in 1994-95 and Utah in 1995-96. He retired with NHL career totals of 82 goals and 140 assists for 222 points in 385 NHL games with Philadelphia, Pittsburgh, New Jersey, Boston and Winnipeg. He has also worked with national rightsholders as both a color analyst and reporter during their NHL coverage and has worked on AHL, IHL and college hockey broadcasts in addition to four World Junior Championship tournaments. A native of Melrose, MA, he is a member of both the Melrose High School and University of New Hampshire Halls of Fame.



## **BOB BEERS | Radio Color Analyst, 98.5 The Sports Hub**

Bob Beers is in his 21st season as color analyst on Bruins radio. He came to the broadcast booth following an eight-year professional career as a defenseman in the NHL and with minor league affiliates. Drafted by Boston as their tenth pick, 210th overall, in the 1985 NHL Entry Draft, he played three-plus seasons with the Bruins organization before moving on to NHL stops in Tampa Bay, Edmonton and the NY Islanders for four seasons. He returned to the Bruins for the 1996-97 campaign before retiring as a full-time player in August, 1997. He also played parts of two seasons with the Bruins' AHL affiliate in Providence as his radio schedule allowed in both 1998-99 and 1999-2000. Beers has also worked with national NHL radio and television rightsholders during the playoffs and he is a regular contributor to Bruins coverage on Comcast SportsNet.



# TD GARDEN



Over 30 million people have come through the TD Garden turnstiles since its grand opening in September 1995, enjoying Boston Bruins hockey, Boston Celtics basketball, world-renowned concerts, sporting events, family shows and much more. The state-of-the-art building is a year-round, 19,600-seat arena, and has long been considered an industry pioneer for the development of its Premium Club membership and entertaining spaces, investments in enhancing the fan experience and adoption of the latest technologies.

Most recently, TD Garden has undergone a \$70 million arena-wide upgrade led by Charlie Jacobs, CEO of Delaware North's Boston Holdings. The two-year project began in 2014 and touched every aspect of the TD Garden fan experience, featuring redesigned modern concourses and new concession offerings, comprehensive renovation of Legends restaurant, the development of a new ProShop, and upgraded technology infrastructure and state-of-the-art solutions from Cisco to support digital fan expectations well into the future.

TD Garden is fully equipped with three private restaurants (Banners Harbor View, Budweiser Legends Club and The Premium Club Bistro), 88 executive suites, 1100 club seats, a multi-million dollar high-definition video scoreboard – Garden HDX – and complete 360-degree LED technology. The AT&T SportsDeck, The Heineken Boardroom and The Lofts are amongst the trend-setting premium seating products in The Premium Club with all-inclusive food packages, smaller ticketing packages and flexible seating. The Premium Club features Banners Harbor View, an upscale dining area; Insight Club Lounge, a raw bar and lounge accessible to all Premium Club members; Executive View and Garden View, unique corporate event suites with meeting capabilities; and Partners Room, used for private functions. New concessions and retail stands, a level 4 concourse bar called The Hub, and express kiosks for concessions and pre-purchased ticket pick-up are all recent enhancements to the fan experience.

Exterior lighting along the TD Garden roofline and in the southeast tower allows one of Boston's favorite landmarks to showcase its events in the skyline. Computer controlled and programmable lights change color to identify the event that is scheduled for that evening, as well as to signify when one of the Garden's home based teams enjoys a victory, as the lights pulse to create a celebratory wave.

The arena's impressive facilities and Boston's appeal have helped TD Garden attract many events with a national profile and the building has been recognized by many industry publications as one of the top arenas in the country. The building has hosted such premier sporting events as the NHL All-Star Game, US Gymnastics Trials, NCAA Men's Ice Hockey Championship 'Frozen Four', NCAA Division I Men's Basketball First and Second Rounds, US Figure Skating Championships, the 2004 Democratic National Convention, the NCAA Women's Final Four and the NCAA Men's Basketball Division I East Regionals. TD Garden has also played host to many record-breaking concerts, covering every genre from U2 and Justin Timberlake to Andrea Boccelli and Garth Brooks, and annual family shows such as the Ringling Bros. and Barnum & Bailey Circus, Disney on Ice and the Harlem Globetrotters.

## PREVIOUS HOME ARENAS

TD Garden is the third building that the Bruins have called home. The Bruins, the first U.S.-based team in the National Hockey League, played their first game on December 1, 1924 as they defeated the Montreal Maroons by a 2-1 score at the Boston Arena. The Boston Arena, built in 1909, was host to boxing, track and figure skating before the Bruins made their debut and the rink would be the Bruins' home for four seasons. Now known as Matthews Arena under its fourth renovation, it is the world's oldest ice hockey arena and stands as part of Northeastern University, whose hockey team it has hosted since 1929.

Boxing promoter Tex Rickard entered the Boston sporting scene in 1928. Rickard had built New York's Madison Square Garden as a boxing venue and that building later became home to the NY Rangers when they entered the NHL in 1926. The success of the Bruins lured Rickard to Boston and he built the Boston Garden as the second of a planned series of Gardens throughout the country, a plan that ended with his death in January, 1929.

The grand new Boston Garden opened on November 17, 1928 and three days later the Bruins played their first game in the building when they hosted the Montreal Canadiens on November 20. They lost that game by a 1-0 score, but their first season in Boston Garden proved a magical one as they won their first Stanley Cup championship in that 1928-29 season.

The greatest players in Bruins and NHL history skated on Boston Garden ice and in all, five Stanley Cup championship banners were raised to its rafters. The Boston Celtics and the NBA were born in 1946 and the Green became the league's premier dynasty over their 49 seasons in Boston Garden with 16 championship titles under that roof.

Boston Garden saw the world's greatest entertainers pass through the doors for 67 years. Music's hottest acts, from the Beatles to U2, took to its stage. Families returned year after year to enjoy the wonders of the Ringling Bros. and Barnum & Bailey Circus, Disney on Ice and the Harlem Globetrotters along with a variety of other shows. Politicians became part of the Boston Garden history as well, as famed orators such as Winston Churchill, Franklin Roosevelt and John F. Kennedy all gave memorable speeches from the building's floor.

The Bruins held "The Last Hurrah" at Boston Garden on September 25, 1995, closing out their 67-year history in the building with grand ceremonies around a pre-season game vs. the Canadiens. The building itself closed its doors to the public for the last time with a nostalgic evening of entertainment on September 29, 1995.

The FleetCenter opened the following evening with a spectacular gala as a new era was ushered in for sports and entertainment in New England. That name stood until March 3, 2005 when TD Banknorth Inc. and Delaware North Companies reached an agreement on a 20-year naming rights partnership to bring the beloved Garden name back to the building. On July 1, 2009 the arena was officially renamed 'TD Garden' as TD Banknorth prepared to re-brand their operations to TD Bank.





**HOW TO WIN AT FURNITURE**

---

# NOT HAVING TO CHOOSE A NEW DINING SET OVER DATE NIGHT

---

**BOB'S** DISCOUNT **FURNITURE**  
MYBOBS.COM



Proud partner of the Boston Bruins.